



# LSU Fighting Tigers (9-16, 2-9)

VS.

## University of Mississippi (18-7, 4-7)

February 23, 2008, 5 p.m. CST (LSU Sports Radio Network, Fox Sports Net)  
Pete Maravich Assembly Center -- Baton Rouge, La.

### 2007-08 Schedule

| OPPONENT                          | TIME      |
|-----------------------------------|-----------|
| N1 BELHAVEN (Exh.)                | W, 108-57 |
| N6 GLOBAL SPORTS (Exh.)           | W, 72-68  |
| N12 SOUTHEASTERN LA. (CST)        | W, 72-62  |
| N14 MCNEESE STATE (CST)           | W, 78-74  |
| N19 1-Oklahoma State (ESPN2)      | L, 77-83  |
| N20 1-Chaminade (ESPNU)           | W, 78-72  |
| N21 1-Arizona State (ESPN2) (ot)  | L, 84-87  |
| N28 NICHOLLS STATE (CST)          | W, 68-41  |
| N30 SOUTHERN                      | W, 88-45  |
| D6 2-Villanova (ESPN)             | L, 67-68  |
| D15 NORTHWESTERN STATE            | W, 82-58  |
| D19 At Wichita State (CST-TD)     | L, 47-67  |
| D22 OREGON STATE (CST)            | W, 67-61  |
| D29 WASHINGTON (FSN/SUN)          | L, 65-73  |
| J2 3-At Tulane (CSTV)             | L, 63-68  |
| J5 at Texas A&M (ESPNU)           | L, 53-79  |
| J9 MISSISSIPPI STATE *            | L, 39-61  |
| J12 at Ole Miss * (FSN/SUN)       | L, 71-74  |
| J16 AUBURN *                      | L, 67-74  |
| J19 at Vanderbilt * (Raycom)      | L, 76-92  |
| J26 ARKANSAS * (ESPN Classic)     | L, 52-68  |
| J30 at Auburn *                   | W, 81-80  |
| F2 at Alabama * (Raycom)          | L, 72-81  |
| F9 TENNESSEE * (Raycom)           | L, 45-47  |
| F13 at Florida * (Raycom)         | W, 85-73  |
| F16 KENTUCKY * (Raycom)           | L, 53-57  |
| F20 at Arkansas * (Raycom)        | L, 61-87  |
| F23 OLE MISS * (FSN/SUN)          | 5 p.m.    |
| F27 at South Carolina *           | 6:30 p.m. |
| M2 GEORGIA * (Raycom)             | 1 p.m.    |
| M5 ALABAMA * (CST)                | 7 p.m.    |
| M8 at Mississippi State *         | TBA       |
| M13-16 4-SEC Tourn. (Raycom, CBS) | TBA       |

\* - Denotes SEC Games.  
1-EA Sports Maui Inv.; 2-Pizza Hut Big East/SEC Inv.; 3-New Orleans Arena; 4-Atlanta, Ga. (Georgia Dome)

### On the Air

#### TELEVISION \* FSN

Play-by-Play: Dave Neal  
Analyst: Barry Booker

#### RADIO \* LSU Sports Radio Network

Play-by-Play: Jim Hawthorne  
Analyst/Host: Kevin Ford  
Available on SEC XM Satellite Radio

### Series History

#### LSU Leads, 113-80

Last Meeting: L, 71-74, at Oxford (1/12/08)  
At Baton Rouge: 72-27  
At Oxford: 35-50  
Neutral Sites: 6-2  
Last 5: 2-3  
Last 10: 6-4

### Projected LSU Starters and Notes (based on last game):

- G 5 Marcus Thornton (6-4, 190, Jr., Baton Rouge) 18.4 ppg, 5.6 rpg**  
**or -- 13 Terry Martin (6-6, 207, Jr., Monroe, La.) 9.1 ppg, 2.6 rpg**  
Thornton only played four minutes against Arkansas Wednesday bothered by hip flexor suffered originally in the UK game (2/16) ... Martin started and scored 18 points, his second best season total.
- G 14 Garrett Temple (6-6, 185, Jr., Baton Rouge, La.) 6.8 ppg, 4.1 rpg, 3.6 rpg**  
Primary point guard, has already broken into schaaloo top 10 lists in career assists, blocks ... Eighth all-time at LSU in assists ... Came back from busted lip to direct LSU to the win at Florida (2/13).
- G 30 Alex Farrer (6-5, 200, So., Phoenix, Ariz.) 3.0 ppg, 1.6 rpg, 1.2 apg**  
His start at Florida (2/13) may have been most important with six assists, no turnovers and one steal in 30 minutes ... 11 off the bench against Arkansas (1/26) ... six points against UK (2/16).
- C 21 Chris Johnson (6-11, 205, Jr., Montross, Va.) 11.4 ppg, 5.0 rpg, 2.0 bpg**  
Returned to starting lineup vs. Tennessee (2/9) after suffering broken bone in right hand 1/2 ... 17 against Vols, 4 block, had 19 with 4 blocks in win at Florida (2/13).
- F 3 Anthony Randolph (6-10, 190, Fr., Dallas, Texas) 14.6 ppg, 8.6 rpg, 2.4 rpg**  
After a week with 22 points at Florida (2/13) and his sixth double double (24-14) vs. Kentucky (2/16) that earned his third SEC Freshman of the Week honor, came back Wednesday at Arkansas and scored 16 points and had four blocked shots ... 60 blocks, needs two to move into sixth for season.

## LSU Tries Again At Home

The Tigers will try again to get an SEC win at home Saturday when the Ole Miss Rebels come to town ... This is the second meeting between the two teams as LSU lost a rallying 74-71 decision having a shot in the air to tie after being down 60-38 in the second half.

The game will be broadcast on Fox Sports Net and available on the LSU Sports radio Network, in the "GeauxZone" at LSUsports.net and the SEC Channels at XM Satellite Radio.

sixth place past a tie with Lionel Green and Jaime Lloreda with 61 blocks ... That would leave Randolph behind the three most prolific shot blockers in LSU history -- Shaquille O'Neal (who owns the top three marks with over 100 each year), Tyrus Thomas and Stromile Swift ... Swift has 95 blocks so it is doubtful Randolph will move up any further this season, but it is still a very good season rejecting shots for the Dallas freshman.

### Tasmin Dresses For Godfather

LSU junior Tasmin Mitchell out since the third game of the season and beginning to rehab after surgery on a fractured right ankle, received permission to dress out and be on the bench in uniform the last three games and could again be on the bench Wednesday in Fayetteville against Arkansas ... He is doing it as a gesture of salute to his godfather, LSU interim head coach Butch Pierre.

### Randolph Needs A Couple Today

Freshman Anthony Randolph can put himself nearer to select company with a couple of blocked shots today ... Randolph, a three-time SEC Freshman of the Week this season, has 60 blocks in his first 25 games as a Tiger and two more today moves him out of a tie for eighth with Stanley Roberts and into

### Team Facts

#### LSU

**RECORD:** 9-16, 2-9  
**LAST GAME:** L, 61-87, at Arkansas (2/20)  
**RANKINGS:** NA  
**INTERIM HEAD COACH:** Butch Pierre  
**CAREER RECORD:** 1-3 (1st year)  
**LSU RECORD:** 1-3 (1st year)  
**VS. ARKANSAS:** 0-0

#### OLE MISS

**RECORD:** 18-7, 4-7  
**LAST GAME:** W, 74-63, vs. Miss. St. (2/20)  
**RANKINGS:** NA  
**HEAD COACH:** Andy Kennedy  
**CAREER RECORD:** 60-33 (3rd year)  
**OLE MISS RECORD:** 39-20 (2nd year)  
**VS. LSU:** 3-1

**LSU Sports Information**  
PO Box 25095, Baton Rouge, LA 70894

**Basketball Contact: C. Kent Lowe**  
www.LSUsports.net

**Phone - 225.578.8226**  
**Fax - 225.578.1861**

# Media Services

## Butch Pierre Interview Opportunities

### After Practice

Coach Butch Pierre is usually available after most practices sessions. Most practices start between 3 and 4 p.m. (depending on pre-practice video sessions and weights) and usually finish between 5 and 6 p.m. Contact Basketball SID Kent Lowe (225-578-1864) to confirm practice times.

### SEC Teleconference

The 12 SEC coaches are featured on a teleconference each Monday and Thursday January through March through the conference season. The conference starts at 10 a.m. (CST). Coach Pierre is on at 10:28 a.m. CST. To access the media only number contact Kent Lowe or the Southeastern Conference Media Relations Office (205-458-3010).

### By Appointment, By Phone

Coach Pierre is available for

interviews most non-gameday mornings prior to noon. Please contact either Kent Lowe (225-578-1864) or Basketball Secretary Pam LeBlanc (225-578-8217).

### LSU Basketball Tonight, Presented by Whitney Bank on The LSU Sports Radio Network

The weekly call-in show takes place Monday at 7 p.m. from Walkon's Bistro at the corner of Nicholson and Burbank ... The show runs through the end of the regular season ... The show airs in Baton Rouge on Eagle 98.1 FM, on the Internet at [www.LSUsports.net](http://www.LSUsports.net) and on many LSU Sports Radio Network affiliates.

### Inside LSU Basketball

The weekly TV show is on a state-wide network ... WBRZ-TV, Channel 2, will carry the show at 10:35 p.m. Sunday ... The show runs through March 9 ... Besides WBRZ-TV, the

show can be seen on Cox Cable 4 in Baton Rouge Mondays at 9:30 p.m. and on Cox Sports Television (Ch. 37 on Cox Cable) on Wednesdays at 5:30 p.m. ... Other markets airing the show are KLAX-TV in Alexandria, Cox Channel 8 in Lake Charles, KEJB-TV in Monroe, KWBJ in Mogan City, WGNO-TV in New Orleans and KMSS in Shreveport.

## LSU Player Interview Opportunities

### Post Practice

The best time to contact LSU players is usually at the conclusion of practice. Again, please let Basketball SID Kent Lowe know your interview intentions as far in advance as possible.

### LSU Satellite Newsfeed

For more information on satellite feeds and coordinates please call Assistant Athletic Director/Television Kevin Wagner (225-578-1797).

### Post Game

Coach Pierre will be in the L-Club Room of the Maravich Center to visit with the media ... Requested players will be brought to the L-Club after they shower and dress and Coach Pierre has finished his post-game remarks ... **THE LSU DRESSING ROOM IS CLOSED** ... To reach the L-Club, exit the building on the Southwest side and once outside turn left and go down the first set of steps to the L-Club ... The visiting team dressing

area is in the Northeast Corridor and across from the media work area ... The visiting coach has an interview area (where the pre-game meal is served) that he can use for his post-game media obligations if he wishes.

On the road, Coach Pierre will be available in the interview area or outside the dressing room ... Players will be available after they dress.

## Who to Contact

### LSU Sports Information Office

(225) 578-8226

### Asst. AD/Sports Info. Director

Michael Bonnette - [mbonnet@lsu.edu](mailto:mbonnet@lsu.edu)

### Sr. Associate SID (Basketball)

C. Kent Lowe - [clowe@lsu.edu](mailto:clowe@lsu.edu)

### Asst. Men's Basketball Contact

Alex Restrepo - [arestr1@lsu.edu](mailto:arestr1@lsu.edu)

### LSU Sports Television Network

(225) 578-1797

### Director of Television

Kevin Wagner - [jwagne2@lsu.edu](mailto:jwagne2@lsu.edu)

### Manager/Television

John Schiebe -- [jschieb@lsu.edu](mailto:jschieb@lsu.edu)

### LSU Sports Radio Network

(225) 578-1882

### Director of Radio

Jim Hawthorne - [lsuradio@lsu.edu](mailto:lsuradio@lsu.edu)

## LSU Athletics Online

### [www.LSUsports.net](http://www.LSUsports.net)

The Official Website of LSU Athletics is home to all the basketball information you need. Schedules, results, rosters, bios, statistics and game notes can be found. The **GAMEDAY** section, updated daily, has all relevant info for the upcoming game.

### <http://media.lsusports.net>

Media can access images for all LSU teams, including action shots, heads shots, logos, etc. To gain access, email Michael Bonnette or Kent Lowe. You will be assigned a login and password that will enable you to retrieve pictures. This service is for the media use only.

### LSUsports.net/media

Request Credentials online, Read the latest Game Notes and Submit Photo Requests.

| C. Kent Lowe<br><a href="mailto:clowe@lsu.edu">clowe@lsu.edu</a>   |  |  |  |                  |  |   |  |
|--|--|--|--|------------------|--|---|--|
| Weekly Schedule (Subject to change)  |  |  |  |                  |  |   |  |
| MONDAY 18  | TUESDAY 19   | WEDNESDAY 20   | THURSDAY 21  | FRIDAY 22        | SATURDAY 23  | SUNDAY 24   |  |
| Practice, 3:30 p.m.<br>SEC Teleconference,<br>Pierre at 10:28 a.m.<br>LSU Basketball Radio<br>Show, 7 p.m. Walkons | Practice, 11 a.m.<br>Charter flight to<br>Fayetteville | Game 25 -- LSU at<br>Arkansas, Bud Walton<br>Arena (Fayetteville, Ark.)<br>LSU Sports Radio<br>Network, Raycom<br>Sports | Practice at 3:30 p.m.<br>SEC Teleconference, 10<br>a.m.; Butch Pierre at<br>10:28 a.m. | Practice, 3 p.m. | Game 26 -- Ole Miss at<br>LSU, Maravich Center, 5<br>p.m. (LSU Sports Radio<br>Network, FSN) Tickets:<br>\$14, \$5 youth (ages 3-<br>12) | Off<br>Inside LSU Basketball,<br>10:35 p.m. (WBRZ-TV,<br>Ch. 2) and LSU Sports<br>Television Network affil-<br>iates      |  |
| MONDAY 25  | TUESDAY 26   | WEDNESDAY 27   | THURSDAY 28  | FRIDAY 29        | SATURDAY 1   | SUNDAY 2  |  |
| Practice, 3:30 p.m.<br>SEC Teleconference,<br>Pierre at 10:28 a.m.<br>LSU Basketball Radio<br>Show, 7 p.m. Walkons | Practice TBA<br>Charter flight to<br>Columbia, S. C.   | Game 27 -- LSU at<br>South Carolina, Colonial<br>Center (Columbia, S.C.)<br>LSU Sports Radio<br>Network                  | Practice 3:30 p.m.<br>SEC Teleconference, 10<br>a.m.; Butch Pierre at<br>10:28 a.m.    | Practice 3p.m.   | Practice TBA   | Game 28 -- Georgia at<br>LSU, Maravich Center, 1<br>p.m. (LSU Sports Radio<br>Network, Raycom)<br>Tickets \$14, \$5 youth |  |

## CAREER SPECIALTY NUMBERS

### CAREER DOUBLE-FIGURE GAMES

Tasmin Mitchell 50  
Terry Martin 28  
Garrett Temple 21  
Marcus Thornton 21  
Anthony Randolph 20  
Chris Johnson 12  
Bo Spencer 4  
Alex Farrer 1

### CAREER DOUBLE-FIGURE REBOUNDS

Tasmin Mitchell 9  
Anthony Randolph 6  
Marcus Thornton 3  
Chris Johnson 1

### CAREER DOUBLE-DOUBLES

Tasmin Mitchell 8  
Anthony Randolph 6  
Marcus Thornton 3  
Chris Johnson 1

### CAREER THREE-POINTERS

Terry Martin 90  
Garrett Temple 82  
Tasmin Mitchell 69  
Marcus Thornton 67  
Bo Spencer 18  
Chris Johnson 14  
Alex Farrer 10  
Anthony Randolph 2  
Garrett Green 2

### CAREER ASSISTS

Garrett Temple 327  
Tasmin Mitchell 165  
Terry Martin 77  
Bo Spencer 39  
Anthony Randolph 22  
Alex Farrer 32  
Marcus Thornton 31  
Chris Johnson 20  
Quintin Thornton 7  
Garrett Green 5  
Greg Terrebbonne 3

### CAREER BLOCKS

Garrett Temple 84  
Anthony Randolph 60  
Chris Johnson 54  
Tasmin Mitchell 44  
Terry Martin 15  
Marcus Thornton 7  
Garrett Green 4  
Alex Farrer 3  
Quintin Thornton 2  
Bo Spencer 1

## 2007-08 LSU Men's Basketball Roster

| NO. | NAME             | CL. | POS. | HT.  | WT. | EXP. | HOMETOWN/LAST SCHOOL             |
|-----|------------------|-----|------|------|-----|------|----------------------------------|
| 1** | Tasmin Mitchell  | Jr. | F    | 6-7  | 228 | 2VL  | Denham Springs, La./D. Spr. HS   |
| 3   | Anthony Randolph | Fr. | F    | 6-10 | 205 | HS   | Dallas, Texas/Woodrow Wilson HS  |
| 5   | Marcus Thornton  | Jr. | G    | 6-4  | 198 | JC   | Baton Rouge, La./Kilgore College |
| 10  | Greg Terrebbonne | So. | G    | 6-0  | 205 | 1VL  | Galliano, La./South LaFourche HS |
| 11  | Bo Spencer       | Fr. | G    | 6-1  | 180 | HS   | Baton Rouge, La./Glen Oaks HS    |
| 13  | Terry Martin     | Jr. | G    | 6-6  | 207 | 1VL  | Monroe, La./Texas Tech           |
| 14  | Garrett Temple   | Jr. | G    | 6-6  | 195 | 2VL  | Baton Rouge, La./University HS   |
| 20  | Garrett Green    | Fr. | F    | 6-10 | 218 | HS   | Woodland Hills, Calif./Taft HS   |
| 21  | Chris Johnson    | Jr. | C    | 6-11 | 205 | 2VL  | Montross, Va./Laurinburg Prep    |
| 30  | Alex Farrer      | So. | G    | 6-5  | 200 | 1VL  | Phoenix, Ariz./St. Mary's HS     |
| 32  | Quintin Thornton | Jr. | F    | 6-8  | 230 | JC   | Orlando, Fla./Odessa College     |

\*\*Injured; medical redshirt candidate

**Interim Head Coach:** Butch Pierre (Mississippi State, 1984), 11th year at LSU

**Assistant Coach:** John Treloar (Belhaven, 1979), 4th year at LSU

**Assistant Coach:** Chad Dollar (Milligan, 1996), 1st year at LSU

**Director of Basketball Operations:** Jeff Clapacs (Wooster, 2007), 1st year at LSU

## Transactions

Quintin Thornton injured his left pectoral muscle in the weight room, Oct.19. Underwent surgery, out for at least two months ... Returned to practice Jan. 8, played final moments of Miss. State game on Jan. 9 ... Dameon Mason missed McNeese game (11/14) and Maui Tournament (11/19-21) with viral infection on heart muscle ... Cleared Monday (11/26) to return to practice ... Tasmin Mitchell was taken out of Oklahoma State game (11/19) after six minutes, did not play the remainder of the Maui tournament ... Had a stress reaction in the shin bone area of his left foot ... Surgery was Nov. 29 ... Eligible for medical redshirt ... Dameon Mason missed Wichita State (12/19), Oregon State (12/22) and A&M (1/5) games while taking intercession classes ... Unable to play second semester because of NCAA rules regarding entering second semester GPA for fifth-year seniors ... Chris Johnson broke right hand in first two minutes of second half at Tulane (1/2) ... Returned in game at Auburn (1/30) ... John Brady removed by LSU Athletics as head coach; Associate Head Coach Butch Pierre named Interim Head Coach (2/8).

## Butch Pierre - LSU's Interim Head Coach

Butch Pierre is in his 11th year on the staff at LSU, joining as an assistant coach prior to the 1997-98 season and promoted to Associate Head Coach in 2002 .... He was named the Interim Head Coach on Feb. 8 ... A native of Darrow, La., Pierre was a prep and SEC standout in his playing days. At St. Amant High School in Louisiana, he was a prep-All-American and the school retired his jersey in 1980 ... Pierre started four seasons as point guard for Mississippi State.

ESPN's Dick Vitale prior to the season listed Pierre as one of his "Top Six" head coaching prospects among college assistant coaches. At LSU as chief recruiter he has helped LSU land four McDonald's and nine Parade prep All-Americans, seven junior college All-Americans and two who earned national junior college player of the year honors.

Pierre served as graduate assistant at Mississippi State (1984-86), assistant coach at Kentucky State (1986-88), assistant coach at Louisiana-Lafayette (1988-89), associate head coach at Louisiana-Lafayette (1989-96) and assistant coach at Charlotte (1996-97) prior to coming to LSU.

## An In-Season Coaching Change

The Tigers have actually had a previous situation where there were two coaches in a season but that change came about because of World War II ... During the 1944-45 season, Jess Fatherree started the season as the head coach and was 11-7 when he was called to service for the country ... Assistant football coach A. L. Swanson stepped in as the head coach and finished with a 4-2 record as LSU finished the 1945 campaign with a record of 15-9 ... The next year Harry Rabenhorst returned from his war duty and resumed his coaching career as head basketball coach that was interrupted after the 1942 season ... He would coach a total of 29 years in his two stints, finishing his coaching career in 1957.

## Last Game - Arkansas 87, LSU 61 (2/20/08, Fayetteville)

It was a game that changed in a manner of minutes if not seconds all for the Arkansas Razorbacks ... The Tigers and Razorbacks had played evenly through the first 7:30 with LSU on a five point run tying the game at 14-14 with 12:18 to go in the first half at 14-14 ... In the next 69 seconds, Arkansas had scored 11 points to take a 25-14 lead at the 11:09 mark ... By the time the clocked reached the 8:05 mark, including a 1:50 period when neither team scored, the run had reach a season high for LSU opponents of 21 points and Arkansas had a 35-14 lead ... In the run, Arkansas hit four treys of what would be nine straight makes from the arc in the first half ... But the run did the damage and LSU found itself down 51-28 at the intermission and really could make no serious run in the final 20 minutes.

While Arkansas was shooting 52.4 percent from the field (33-of-63) and 47.8 percent from the arc (11-of-23), the Tigers were shooting just 36.8 percent (21-of-57) and 4-of-14 from the arc (28.6 percent) ... Although not as important in this type of game, the league's No. 2 ranked team at the free throw line shot just 15-of-26 for 57.7 percent ... Terry Martin, starting in place of the injured and limited Marcus Thornton, had 18 points, his second best scoring total of the season, while Anthony Randolph scored 16 points with four blocks ... Marcus Thornton tried to go with a sore hip flexor that was bothering him in the Kentucky game but had not practiced full speed since he left Monday's practice ... He tried to go midway through the first period, scored a bucket, but came up limping noticeably and shortly thereafter was removed from the game by Butch Pierre.

## Anthony Randolph Earns Third SEC Freshman of Week Honor

The Dallas native had an outstanding week in LSU's two games at Florida (2/13) and against Kentucky (2/16) to win Freshman of the Week for the third time this season (tying A. J. Ogilvy of Vandy for most freshman honors) ... Here are his numbers from the week:

**At Florida - 38 min., 10-16 FG, 2-6 FT, 22 pts, 5 rebounds, 1 ast., 2 blocks, 1 steal**  
**Kentucky - 38 min., 9-16 FG, 6-8 FT, 24 pts, 14 rebounds, 1 block, 4 steals**

For the week, Randolph was 19-of-32 from the field, 8-of-14 from the free throw line with 46 points and 19 rebounds ... He was also the Freshman of the Week a couple of weeks ago for his play on the road at Auburn and at Alabama ... Those numbers showed Randolph scored 17 of his 21 points in the second half to help LSU win the game at Auburn (1/30) and then had his fifth double double of the year (13 points, 12 rebounds) in the game at Alabama (2/3).

Randolph also won SEC FOW honors after the season opener in November when he had 19 points, 13 rebounds and six blocks against Southeastern Louisiana.

## 60 Percent From The Floor At Florida

LSU shot an even 60 percent from the field against Florida (2/13), including 64 percent in the second half (33-of-55 for the game) ... Ironically, it was just one day short of a year ago that LSU last shot 60 percent from the field for a game, hitting 60.9 percent (28-of-46) against Ole Miss on Feb. 14, 2007 ... LSU best previous field goal percentage for a game this season came against Southern (Nov. 30) when LSU shot 53.8 percent (35-of-65) LSU best previous SEC shooting percentage was in the Tigers' other win at Auburn, shooting 50.8 percent (31-of-61).

## Still Looking For A Home Win

The Tigers come home on this Saturday late afternoon still looking for a home SEC victory after five tries ... Auburn is the only team with less than two SEC home wins, having won one of five contests .... LSU is one of nine teams to have at least two road wins in the league while three teams (Georgia, Ole Miss and Alabama) are all 0-5 on the road in the league.

Despite the shooting problems at Arkansas, LSU is still hitting at a 46.3 percent clip on the road and 37.6 percent from the arc ... In the five home SEC games, LSU is shooting just 34.6 percent from the field in home league games with opponents making 45.3 percent ... From the arc in the five league home games, LSU is shooting just 21.0 percent (22-of-105).

Also a problem is that on the road LSU has more assists (80) than turnovers (75), while at home in the league, LSU has just 37 assists to 68 turnovers.

LSU has won two of the last four games on the road, stopping a 15-game overall road losing streak in the process.

## Thornton's 38 Still The Best In The League

The 38 points Marcus Thornton scored at the end of January against Auburn (1/30) remains the best in the league this year ... Here's how some of the Marcus Thornton factoids from the big Auburn game stack up:

## SEC STANDINGS

### Eastern Division

| TEAM        | SEC  | OVERALL |
|-------------|------|---------|
| Tennessee   | 11-1 | 24-2    |
| Kentucky    | 8-3  | 14-10   |
| Vanderbilt  | 7-4  | 22-4    |
| Florida     | 7-5  | 20-7    |
| S. Carolina | 4-7  | 12-13   |
| Georgia     | 3-8  | 12-12   |

### Western Division

| TEAM        | SEC | OVERALL |
|-------------|-----|---------|
| Miss. State | 8-3 | 17-8    |
| Arkansas    | 7-4 | 18-7    |
| Ole Miss    | 4-7 | 18-7    |
| Auburn      | 3-8 | 13-11   |
| Alabama     | 3-8 | 14-12   |
| LSU         | 2-9 | 9-16    |

## CAREER DOUBLE-DOUBLES

### TASMIN MITCHELL (8)

| Game     | Date     | Pts | Reb |
|----------|----------|-----|-----|
| Southern | 11/18/05 | 19  | 12  |
| UL-Laf.  | 12/17/05 | 16  | 11  |
| Duke     | 3/23/06  | 10  | 10  |
| Texas    | 12/10/06 | 23  | 10  |
| UConn    | 1/6/07   | 16  | 10  |
| Ole Miss | 1/17/07  | 19  | 10  |
| Ole Miss | 2/14/07  | 11  | 10  |
| McNeese  | 11/14/07 | 16  | 14  |

### ANTHONY RANDOLPH (6)

| Game       | Date     | Pts | Reb |
|------------|----------|-----|-----|
| SE La.     | 11/12/07 | 19  | 13  |
| Southern   | 11/30/07 | 24  | 11  |
| Ole Miss   | 1/12/08  | 18  | 11  |
| Vanderbilt | 1/19/08  | 14  | 19  |
| Alabama    | 2/2/08   | 13  | 12  |
| Kentucky   | 2/16/08  | 24  | 14  |

### MARCUS THORNTON (3)

| Game          | Date     | Pts | Reb |
|---------------|----------|-----|-----|
| Ariz. State   | 11/21/07 | 18  | 12  |
| Villanova     | 12/6/07  | 15  | 13  |
| Wichita State | 12/19/07 | 12  | 11  |

### CHRIS JOHNSON (1)

| Game      | Date     | Pts | Reb |
|-----------|----------|-----|-----|
| Chaminade | 11/20/07 | 18  | 11  |

## TIGER OPPONENTS IN POLLS

| Record at Time of Game    | AP        | ESPN/<br>USAT |
|---------------------------|-----------|---------------|
| Villanova (L, 67-68)      | 25        | 21            |
| Texas A&M (L, 53-79)      | 12        | 10            |
| Ole Miss (L, 71-74)       | 16        | 15            |
| Vanderbilt (L, 72-96)     | 16        | 14            |
| Tennessee (L, 45-47)      | 7         | 7             |
| <b>Florida (W, 85-73)</b> | <b>RV</b> | <b>RV</b>     |
| Arkansas (L, 61-87)       | ----      | RV            |
| Miss. State (March 8)     | RV        | RV            |

## THE STATISTICS

| Overall              | LSU  | UM   |
|----------------------|------|------|
| Scoring Average      | 68.0 | 80.7 |
| Opp. PPG Average     | 69.7 | 72.4 |
| Scoring Differential | -1.6 | +8.3 |
| FG Percentage        | 42.9 | 46.3 |
| Opp. FG Percentage   | 42.9 | 43.5 |
| 3PT FG Pct.          | 31.8 | 36.1 |
| Opp. 3FG Pct.        | 35.5 | 35.4 |
| 3 FGs per Game       | 6.5  | 8.0  |
| FT Percentage        | 72.7 | 63.9 |
| Rebound Avg.         | 34.6 | 41.0 |
| Opp. Reb. Avg.       | 37.8 | 35.0 |
| Reb. Differential    | -3.2 | +6.0 |
| Assist Average       | 11.9 | 16.3 |
| TO Average           | 14.2 | 13.0 |
| Blocks Average       | 5.9  | 3.6  |
| Steals Average       | 6.5  | 7.3  |

| SEC Stats            | LSU  | UM   |
|----------------------|------|------|
| Scoring Average      | 64.7 | 75.5 |
| Opp. PPG Average     | 73.1 | 77.5 |
| Scoring Differential | -8.4 | -2.1 |
| FG Percentage        | 40.9 | 44.0 |
| Opp. FG Percentage   | 47.2 | 45.7 |
| 3PT FG Pct.          | 29.7 | 36.2 |
| Opp. 3FG Pct.        | 40.6 | 36.4 |
| 3 FGs per Game       | 6.0  | 7.6  |
| Free Throw Pct.      | 72.4 | 61.5 |
| Rebound Avg.         | 33.5 | 40.1 |
| Opp. Reb. Avg.       | 36.4 | 36.8 |
| Reb. Differential    | -2.9 | +3.3 |
| Assists Average      | 10.6 | 13.6 |
| Turnover Average     | 13.0 | 12.5 |
| Blocks Average       | 4.1  | 3.5  |
| Steals Average       | 5.7  | 5.5  |

### LSU Scoring Runs

|      |    |
|------|----|
| 5-0  | 31 |
| 6-0  | 15 |
| 7-0  | 18 |
| 8-0  | 10 |
| 9-0  | 5  |
| 10-0 | 1  |
| 11-0 | 3  |
| 12-0 | 2  |
| 13-0 |    |
| 14-0 | 1  |
| 15-0 |    |
| 16-0 |    |
| 17-0 | 1  |

### Opp. Scoring Runs

|       |    |
|-------|----|
| 5-0   | 34 |
| 6-0   | 22 |
| 7-0   | 11 |
| 8-0   | 13 |
| 9-0   | 8  |
| 10-0  | 2  |
| 11-0  | 2  |
| 12-0  | 2  |
| 13-0  | 1  |
| 14-0  | 1  |
| 15-0  | 1  |
| ----- |    |
| 21-0  | 1  |

**38 points** - The last time an SEC player scored 38 points was Auburn's Toney Douglas who scored 38 against Nicholls State on November 24, 2004 ... The last time any player had more than 38 in an SEC vs. SEC contest was LSU's on Ronnie Henderson who had 40 versus Alabama on Feb. 11, 1995 ... Seven LSU players (many multiple times) have scored more than 38 points for the Tigers in LSU's history ... It's the first time anyone at LSU has broken the 30-point barrier since Darrel Mitchell scored 32 in LSU's 113-101 double overtime win over Ohio State on Jan. 15, 2005.

**8 three-pointers** - Only twice before in LSU history has someone made more than eight three-pointers in a single game - both by Chris Jackson ... Jackson made the school record of 10 against Tennessee on Feb. 10, 1990 and, also made nine vs. Ole Miss on March 4, 1989 ... Maurice Carter (vs. Arkansas, 1/2/99) and Ronnie Henderson (vs. Kentucky, 2-15-94) are the only two other players to have made eight threes in a contest.

**15 three-point attempts** - Marks the fourth most attempts by an LSU player since the shot was incorporated into NCAA play ... Jackson tried 20 on two occasions.

**6** - Consecutive games of at least 20-points that Thornton had that was finally stopped in the Tennessee game (2/9) ... That is tied for the league high in consecutive 20-point games this year.

### About Ole Miss

The first meeting between the two schools in the second conference game of the year at Oxford (1/12) nearly turned out to be one of the most remarkable comebacks in LSU men's basketball history ... In the first meeting, LSU trailed 43-29 at the half and then fell behind by a score of 60-38 with 10:43 to play ... But the game suddenly turned at that point and in the next 2:32 LSU ran off 11 points to cut the game to 60-49 with 8:09 to play ... Ole Miss got a bucket and then LSU scored seven points to get it to 62-56 with six minutes to go ... The Rebels would work the lead back to 12, 73-61, with 57 seconds left but the Tigers chipped away scoring the next 10 points to cut it to 73-71 with 24 seconds to play ... LSU fouled, Ole Miss made one free throw and LSU had the chance to put up a three to tie, but was unable to score ... LSU was led by the 25 points of Marcus Thornton with Anthony Randolph doubling for 18 points and 11 rebounds with Garrett Temple getting 16 ... Chris Warren and Eniel Polynice had 15 each for Ole Miss.

The Rebels come into the game with a record of 18-7 and 4-7 in the SEC Western Division, in sole possession of this place, three games behind Arkansas and four games behind division leader Mississippi State ... Ole Miss defeated Mississippi State in Oxford Wednesday night, 74-63, scoring 40 points in the paint and shooting 43.9 percent (29-of-66) from the field and 38.9 percent from three-point range (7-of-18).

Andy Kennedy is in his second season as the head coach of the Rebels after serving as the Interim Head Coach at Cincinnati during the 2005-06 season ... He is 39-20 in his two seasons at Ole Miss and 60-33 as a head coach ... Here are the probable starters based on the previous game:

**G - 12 Chris Warren (5-10, 170, Fr., Orlando, Fla.) 15.3 ppg, 4.8 apg**

**G - 32 Zach Graham (6-5, 225, Fr., Suwanee, Ga.) 6.5 ppg, 3.0 rpg**

**G - 33 David Huertas (6-5, 197, So., Humacao, Puerto Rico) 9.3 ppg, 3.1 rpg**

**C - 44 Dwayne Curtis (6-8, 262, Sr., Chicago, Ill.) 14.5 ppg, 9.0 rpg**

**F - 00 Jerme Parnell (6-8, 242, Sr., Gosnell, Ark.) 3.8 ppg, 3.3 rpg**

### At The PMAC

LSU is 6-6 this year at home with three conference home games remaining to be played LSU needs a couple of wins at home to avoid the first losing record in the history of the building for a single season ... The Tigers were 8-8 in 1997-98 and 6-6 in 1974-75 ... The season as discussed earlier is proving to be a home aberration as LSU is 48-13 since the start of the 2004-05 season ... LSU is 201-114 in conference play and 21-8 since the 2004-05 season in league play.

### The Pete Maravich Assembly Center

This is the 37th season of play in the building and LSU is 420-145 in the building (74.3 percent).

The Tigers are playing at home this year on a brand new wood floor that was installed earlier in the month. The floor was designed by Jason Feirman in the LSU Athletics Publications office and made by Connor Sports Flooring in Arlington, Illinois.

## The 100th Season To The 100th Anniversary; All-Decade Teams To Be Announced March 5

The LSU Athletics Department on Dec. 21 announced that LSU basketball fans would have a lead role in the celebration of LSU's 100 years of college basketball ... The celebration began last month (Jan. 2008) with the beginning of the selection by the fans of the all-decade teams and will culminate with the announcement of the all-century team at a gala honoring all former players on Jan. 30, 2009, the 100th anniversary of the first university sanctioned intercollegiate basketball contest with Dixon Academy in Covington ... LSU will also have a home televised league game on Jan. 31, 2009 to culminate the year-long celebration.

The voting for the All-Decade teams is taking place during the Southeastern Conference games of the 2008 season and began with voting for the 1940s and 1950s All-Decade team. The nominees for the team appeared online on Jan. 16 and fans will be able to vote online at [www.LSUsports.net](http://www.LSUsports.net). Each home game different decades of player nominees will be spotlighted and voting will continue until the end of February. The all-decade teams will be announced at the final home game of 2008, against Alabama on March 5.

The Centennial Committee, composed of former players and coaches from the various decades, media members and historians, will select an early years team representing the first 30 years of the program from 1909-1939.

Those players chosen on the All-Decade teams along with the early team selected by the committee will be eligible for the All-Century team which fans will have the chance to vote on during the summer of 2008. The All-Century team will be picked on a weighted vote of both the fans and the Centennial Committee.

Also [LSUsports.net](http://LSUsports.net) has a special section where all former players, managers, coaches and trainers can register their contact information so that the committee can locate as many members of the LSU basketball family for the reunion gala in January 2009 ... Finally, LSU fans are asked to begin thinking of their favorite moments in the history of LSU basketball which can also be submitted online. LSU will announce the 100 greatest moments as chosen by the fans and the committee during the 2008-09 basketball season.

## Garrett Temple Featured Last Week on Raycom Telecasts As SEC Community Service Team POW

LSU junior guard Garrett Temple was featured this past week on Raycom Sports as the SEC Community Service Team Player of the Week.

The Baton Rouge native has been an active part in the community all his life. This year, he pitched in besides former Tiger and NBA superstar Shaquille O'Neal in helping build Polk Elementary a playground ... He spearheaded the Halloween BOOzar event for men's basketball. Temple organized the basketball activity in the Fieldhouse where the local kids could and come and play an activity with each sport ... He also was a huge part of the Christmas Toy Drive, where he raised money to buy an underprivileged child clothes and toys for the "Christmas with the Tigers" event.

A player is highlighted each week on the Raycom broadcasts and by the SEC for his accomplishments in the community and in the classroom ... This is the 10th year for the SEC Community Service Team for men's basketball.

## 1940s Star Frank Brian To Be Living Legend At SEC Tournament

Frank Brian, a star at LSU in the 1940s, will join the distinguished list of former player who have represented LSU as Living Legends at the SEC Men's Basketball Tournament.

Brian earned All-SEC honors both before and after stints in World War II and went on to earn Rookie of the Year honors in the NBL, the league that eventually would become the NBA ... He was the team's leading scorer in 1947 at 17.6 points per game ... He is a member of the Louisiana Sports Hall of Famer and a member of the Louisiana Association of Basketball Coaches hall of Fame.

LSU's other Living Legends over the years: 1999 - Bob Pettit; 2000 - Durand Macklin; 2001 - Joe Dean; 2002 - Ricky Blanton; 2003 - Pete Maravich; 2004 - Dale Brown; 2005 - Bobby Lowther; 2006 - Dick Maile; 2007 - Collis Temple, Jr.; 2008 - Frank Brian.

## Marcus Thornton League Leader With 14 Games of 20 or More

Marcus Thornton is the league leader in games of 20 or more points with 14 going into the weekend's play ... Five players have had double figure 20 points games or more with Shan Foster and Devan Downey next with 13, Jamont Gordon of Mississippi State 11 and Ramel Bradley of Kentucky and Joe Crawford of Kentucky with 10 each.

Earlier in SEC play, Thornton had a streak of six games over 20 points -- 25 at Ole Miss (1/12), 27 versus Auburn (1/16), 27 at Vandy (1/19), 20 versus Arkansas (1/26), 38 at Auburn (1/30) and 22 at Alabama (2/2) (the complete list of his 20-point games by LSU this season can be found in the 20-point box on page 11 of the notes).

Thornton's injury that limited him to just two points in four minutes Wednesday at Arkansas dropped him out of contention for the time being for the league scoring title ...

## TIGER TRENDS

| <u>LSU RECORD...</u> | <u>07-08</u> | <u>SINCE 97</u> |
|----------------------|--------------|-----------------|
| In November          | 5-2          | 39-9            |
| In December          | 2-3          | 53-16           |
| In January           | 1-7          | 38-52           |
| In February          | 1-4          | 36-47           |
| In March             |              | 27-17           |
| In April             |              | 0-1             |

### LSU vs. AP Ranked Opponents

|             |     |       |
|-------------|-----|-------|
| At home     | 0-1 | 12-17 |
| On the road | 0-4 | 3-30  |
| Neutral     |     | 8-5   |

### LSU's Record in Games...

|                           |      |        |
|---------------------------|------|--------|
| Decided by 5 pts or less  | 2-5  | 50-49  |
| Decided by 10 pts or less | 5-10 | 78-83  |
| Decided 11 pts or more    | 4-6  | 116-58 |
| At night                  | 7-8  | 141-85 |
| During the day            | 2-8  | 53-55  |
| Decided in Overtime       | 0-1  | 8-8    |
| Televised                 | 6-14 | 89-94  |

### LSU's Record When Scoring...

|                     |     |       |
|---------------------|-----|-------|
| Less than 60 points | 0-5 | 10-60 |
| 60-69 points        | 2-6 | 51-52 |
| 70-79 points        | 3-4 | 61-28 |
| 80-89 points        | 4-1 | 43-3  |
| 90-99 points        |     | 23-0  |
| 100 or more points  |     | 5-0   |

### LSU's Record When Allowing...

|                     |     |       |
|---------------------|-----|-------|
| Less than 60 points | 3-1 | 98-17 |
| 60-69 points        | 2-6 | 65-42 |
| 70-79 points        | 3-4 | 24-45 |
| 80-89 points        | 1-4 | 5-34  |
| 90-99 points        | 0-1 | 0-4   |
| 100 or more points  |     | 1-1   |

### LSU's Record When...

|                        |      |        |
|------------------------|------|--------|
| Leading at the half    | 5-5  | 153-30 |
| Losing at the half     | 2-11 | 32-103 |
| Tied at the half       | 2-0  | 8-9    |
| Lead 10 minutes left   | 7-1  | 164-24 |
| Losing 10 minutes left | 1-13 | 26-112 |
| Tied 10 minutes left   | 1-2  | 3-6    |
| Lead 5 minutes left    | 9-1  | 168-19 |
| Losing 5 minutes left  | 0-13 | 20-115 |
| Tied 5 minutes left    | 0-2  | 5-8    |

### LSU's Record When Shooting...

|                        |      |         |
|------------------------|------|---------|
| 50% or higher          | 5-0  | 93-17   |
| Less than 50%          | 4-16 | 100-125 |
| Better than opponent   | 7-3  | 160-34  |
| Worse than opponent    | 2-11 | 33-105  |
| Even Shooting          | 0-2  | 0-3     |
| More 3PT FGs than opp. | 5-6  | 90-37   |

### LSU's Record When...

|                      |      |        |
|----------------------|------|--------|
| Outrebounding opp.   | 3-3  | 156-33 |
| Outrebounded by opp. | 5-12 | 34-100 |
| Equal rebounds       | 1-1  | 3-9    |

### LSU's Record When Committing...

|                    |      |        |
|--------------------|------|--------|
| Fewer TO than opp. | 7-3  | 100-32 |
| More TO than opp.  | 1-11 | 81-100 |
| Equal TO           | 1-2  | 12-10  |
| 15 or fewer TO     | 7-8  | 115-61 |

## COACHING MARKS

### Coaching Tenure in SEC

|                               |             |
|-------------------------------|-------------|
| 1. Billy Donovan, Florida     | 12th season |
| 2. Rick Stansbury, MSU        | 10th season |
| 2. Mark Gottfried, Ala.       | 10th season |
| 4. Kevin Stallings, Vandy     | 7th season  |
| 4. Dave Odom, USC             | 7th season  |
| 6. Dennis Felton, UGA         | 5th season  |
| 7. Jeff Lebo, Auburn          | 4th season  |
| 8. Bruce Pearl, Tennessee     | 3rd season  |
| 9. Andy Kennedy, Ole Miss     | 2nd season  |
| 10. Billy Gillispie, Kentucky | 1st season  |
| 10. John Pelphrey, Arkansas   | 1st season  |
| 10. Butch Pierre, LSU         | 1st season  |

### Coaching Tenure at LSU

|                     |            |
|---------------------|------------|
| 1. Harry Rabenhorst | 29 seasons |
| 2. Dale Brown       | 25 seasons |
| 3. John Brady       | 11 seasons |
| 4. Jay McCreary     | 8 seasons  |
| 5. Dr. C. C. Stroud | 6 seasons  |
| 5. Press Maravich   | 6 seasons  |

### Coaching Wins at LSU

|                     |     |
|---------------------|-----|
| 1. Dale Brown       | 448 |
| 2. Harry Rabenhorst | 340 |
| 3. John Brady       | 192 |
| 4. Dr. C. C. Stroud | 82  |
| 4. Jay McCreary     | 82  |

### Coaching Wins in SEC

(through play on February 20)

|                               |     |
|-------------------------------|-----|
| 1. Billy Donovan, Fla.        | 281 |
| 2. Rick Stansbury, MSU        | 202 |
| 3. Mark Gottfried, Ala.       | 195 |
| 4. Kevin Stallings, Vandy     | 166 |
| 5. Dave Odom, USC             | 126 |
| 6. Dennis Felton, UGA         | 70  |
| 7. Bruce Pearl, Tennessee     | 70  |
| 8. Jeff Lebo, Auburn          | 55  |
| 9. Andy Kennedy, Ole Miss     | 39  |
| 10. John Pelphrey, Arkansas   | 18  |
| 11. Billy Gillispie, Kentucky | 14  |
| 12. Butch Pierre, LSU         | 1   |

### All-Time Wins--SEC

(through play on February 20)

|                                 |            |
|---------------------------------|------------|
| 1. Adolph Rupp, UK              | 875        |
| <b>2. Dale Brown, LSU</b>       | <b>448</b> |
| 3. C. M. Newton, UA/VU          | 340        |
| <b>3. Harry Rabenhorst, LSU</b> | <b>340</b> |
| 5. Tubby Smith                  | 308        |
| 6. Joe B. Hall, Kentucky        | 297        |
| 6. Hugh Durham, Georgia         | 297        |
| 8. Billy Donovan, Florida       | 281        |
| 9. Ray Mears, Tennessee         | 278        |
| 9. Roy Skinner, Vanderbilt      | 278        |
| ---                             |            |
| 15. Norm Sloan, Florida         | 232        |
| 16. Rick Pitino, Kentucky       | 219        |
| 17. Joel Eaves, Auburn          | 214        |
| 18. Don DeVoe, Tenn, Fla.       | 211        |
| 19. Eddie Fogler, Vandy/SC      | 204        |
| 20. Rick Stansbury, Miss. St.   | 202        |
| 21. Bob Polk, Vanderbilt        | 197        |
| 22. Mark Gottfried, Alabama     | 195        |
| <b>23. John Brady, LSU</b>      | <b>192</b> |
| -----                           |            |
| 30. Kevin Stallings, Vandy      | 165        |

Here are the top players in both overall and in the SEC games:

#### Overall

1. **Devan Downey, S. Car., 19.7 ppg**
2. **Shan Foster, VU, 18.9 ppg**
3. **Richard Hendrix, Ala, 18.6**
4. **Marcus Thornton, LSU, 18.4**

#### SEC Games

1. **Devan Downey, S. Car., 21.2 ppg**
2. **Marcus Thornton, LSU, 19.5 ppg**
3. **Sonny Weems, Ark., 18.3 ppg**
4. **Jamont Gordon, MSU, 18.2 ppg**

Thornton also is averaging 5.6 rebounds, 19th in the league stats, and his 83.3 percent free throw percentage is ranked second in the league ... His three-point percentage of 36.4 percent is the 10th best in the league ... Thornton's six consecutive 20-plus point games was the longest current streak of someone scoring 20 or more in the league and ties the best of the year set earlier by Ramel Bradley of Kentucky.

#### The Few, The Proud, The Tigers

The Tigers dressed just eight players against Texas A&M (1/2) but upped things to nine players at Ole Miss (1/12) with the addition of Quintin Thornton on the roster and now back to 10 with the return of Chris Johnson at Auburn (1/30) ... Thornton, no relation to Marcus Thornton, tore his pectoral muscle on the first week of preseason practice in an individual workout session and was finally cleared to practice on Jan. 8 ... He played three minutes in his first action since Canada as an LSU Tigers against Mississippi State (1/9) ... Johnson returned in the second Auburn game (1/30) after breaking a bone in his hand against Tulane on Jan. 2 ... Tasmin Mitchell remains out for the season after surgery for an ankle fracture suffered early in non-conference play, although he has dressed in the last two games in support of his godfather moving into the head coaching chair as LSU head coach, Butch Pierre.

#### Randolph One Of The Top SEC Freshman

We've already discussed Anthony Randolph of Dallas and his weeks that earned him FOW honors from the SEC ... He is one of the top SEC freshman, averaging 14.6 points per game ... He also is averaging 8.6 rebounds which ranked third overall in rebounds ... Randolph also averages 1.3 steals and 2.4 blocks ... His scoring average ranks fifth among league freshman, the rebound average is first, the steals is third and his blocks per game average is first among league freshman ... Overall, he is 19th in the league in scoring and second in the league in blocked shot average.

Nationally, Randolph's rebound average is ranked 50th nationally and his blocks per game average is ranked 26th.

Randolph's 60 blocks puts him tied for eighth on the LSU single season block list with Stanley Roberts ... Two blocks moves him all the way to sixth on the single season list behind just the three seasons of Shaquille O'Neal, Tyrus Thomas and Stromile Swift. (see page 12 of notes).

Randolph's six double doubles ranks fourth best in the league.

#### M. Thornton-Randolph Among League's Top Combos

A total of seven pairs of players in the league have combined to average 30 or more points in the Southeastern Conference and Marcus Thornton of LSU and Anthony Randolph are presently fourth:

**Shan Foster and A. J. Ogilvy, Vandy - 36.1**

**Devan Downey and Zam Frederick, S. Carolina - 34.9**

**Richard Hendrix and Alonzo Gee, Alabama - 34.1**

**Marcus Thornton and Anthony Randolph, LSU - 33.0**

**Jamont Gordon and Charles Rhodes, Miss. State - 33.0**

**Patrick Patterson and Joe Crawford, Kentucky - 33.4**

#### Alex Farrer Shows He Belongs For Tigers

The redshirt sophomore has made his presence felt on the LSU team this season not so much as a scorer but just in the steady play he provides ... Never more was that seen than in the win at Florida (2/13), as he had six assists, no turnovers and four steals in 30 minutes ... Farrer has seen action in 21 games, starting eight this season, averaging 16.5 minutes a game, but over 23 minutes in conference play with all eight starts in the SEC ... Farrer's best scoring game was 11 against Arkansas (1/26).

## Kentucky Another Frustrating Close Loss

The Kentucky loss (2/16) put another notch on the wrong side of the ledger in the close games as LSU lost, 57-53 ... It has turned into an almost consistent bad note for the Tigers for almost two seasons ... In 2007, the Tigers were 1-6 in games decided by four points or less and after the Tennessee (two points, 2/9) and Kentucky (four points, 2/16) games, LSU is 2-6 this year in games of five points or less.

## Garrett Temple In School Top 10 In Career Assists, Blocks

Despite what some internet experts may say, Temple did his part in the win at Auburn (1/30), although it didn't come from the scoring category ... But in the process he equaled his career high in rebounds with eight and also equaled his career high in assists with seven ... He came back in the Alabama game (2/2) and upped his career rebound high to nine with five assists and three steals as the junior played all 40 minutes ... Temple's presence was never more evident than in the game at Florida (2/13) as he had five assists and two steals in 34 minutes ... Temple played the final eight minutes after biting completely through his lip as he was knocked to the floor with 11 minutes to play ... Florida managed their best rally with Temple on the sidelines being attended to by the LSU training staff cutting the game to four points, but when a fired up Temple returned, he led a 9-0 LSU run that got the game back in the Tigers favor.

The junior has spent much of his career dishing out timely assists and through 25 games this year leads the team with 90 assists ... That gives him a total of 325 career assists, eighth most for career assists at LSU ... He has 124 career steals and is 12 short of moving into the top 10 in that category at LSU ... Against Oregon State (12/22), he blocked two shots to move into the school top 10 list for blocked shots and now has 84 for his career, ninth all-time at LSU.

## Tall and Lean Tigers Blocking Shots

This has been a team that could block shots all season long and part of the blocked shot tandem is back with the return of Chris Johnson to go with Anthony Randolph who is one of the league and national leaders.

However, the Tigers could not block a shot in the first meeting against Auburn (1/16) in Baton Rouge, the first time the Tigers had zero blocks in a game since January of 2001 against South Carolina ... In the return game at Auburn (1/30), the Tigers blocked five shots.

The blocks have come easily at times but that also can be a double-edge sword as sometimes the blocks are coming from behind shooters driving to the goal after beating defenders to the goal ... But none-the-less, it is a good category number for the Tigers.

The Tigers blocked 14 shots at Villanova (12/6), just two shots off the school record of 16 set by the Shaquille O'Neal-Stanley Roberts team of 1990.

The Tigers cumulative total of blocks last year, 155, ranked sixth all-time at LSU as the Tigers averaged 4.8 blocks per game ... This season, LSU has 147 blocks, an average of 5.9 a game ... The Tigers are second in the league and 12th in the nation ... Ten players have blocked shots this year, led by the 60 of Anthony Randolph ... Randolph is ranked 26th in the nation in block average, Johnson is 34th.

LSU's 147 blocks is presently seventh on the school's single season block list.

## Scoring Issues

Scoring 80 or more points has always been good to LSU over the years and there haven't been too many times in the last 11 years that the Tigers have surrendered 80 points.

When LSU scored 85 points at Florida (2/13) and won, it gave LSU a record of 71-3 since 1997 when scoring at least 80 points in a game ... However, six times this year, LSU surrendered 80 points or more, just a total of 44 times the Tigers have allowed 80 or more points since 1997 and LSU is now 6-38 when allowing 80 points (1-5 this season) during that time period.

## Florida, LSU, Tennessee Still Have Best Home Win Marks

Since the start of the 2002-03 season, Florida and LSU have had the best total of home wins ... After Wednesday night, Tennessee has moved even with LSU for second among SEC teams:

Florida 87

LSU 74

Tennessee 74

Vanderbilt 72

Alabama 70

Arkansas 66

Kentucky 66

South Carolina 59

Mississippi St. 59

## SCORING BREAKDOWN

| CLASS      | PTS  | PCT. |
|------------|------|------|
| Freshmen   | 499  | 29.3 |
| Sophomores | 66   | 3.9  |
| Juniors    | 1114 | 65.5 |
| Seniors    | 22   | 1.3  |

| SCORING  | PTS  | PCT. |
|----------|------|------|
| Starters | 1406 | 82.6 |
| Bench    | 295  | 17.3 |

| POINTS IN PAINT | PTS | APG  |
|-----------------|-----|------|
| LSU             | 662 | 26.5 |
| Opponents       | 732 | 29.3 |

| POINTS OFF TO | PTS | APG  |
|---------------|-----|------|
| LSU           | 390 | 15.6 |
| Opponents     | 378 | 15.1 |

| BENCH SCORING | PTS | APG  |
|---------------|-----|------|
| LSU           | 295 | 11.8 |
| Opponents     | 469 | 18.7 |

| FT% LAST 5 MINUTES          | PCT         |
|-----------------------------|-------------|
| LSU (32-39, 82.1-SEC)       | 81-112 72.3 |
| Opponents (35-50, 70.0-SEC) | 90-119 75.6 |

| FG% LAST 5 MINUTES          | PCT         |
|-----------------------------|-------------|
| LSU (31-84, 36.9-SEC)       | 80-188 42.6 |
| Opponents (36-74, 48.6-SEC) | 79-183 43.2 |

| 3FG% LAST 5 MINUTES         | PCT        |
|-----------------------------|------------|
| LSU (11-40, 27.5-SEC)       | 24-84 28.6 |
| Opponents (11-27, 40.7-SEC) | 19-67 28.4 |

### W-L RECORDS OF STARTING LINEUPS

|   |
|---|
| 1-0 -- Temple, Martin, M. Thornton, Randolph, Mitchell    |
| 1-1 -- Martin, M. Thornton, Johnson, Randolph, Mitchell   |
| 5-5 -- Martin, M. Thornton, Johnson, Temple, Randolph     |
| 0-2 -- Spencer, Martin, M. Thornton, Temple, Randolph     |
| 0-1 -- Temple, Martin, M. Thornton, Randolph, Green       |
| 1-3 -- Temple, Farr, M. Thornton, Randolph, Q. Thornton   |
| 0-1 -- Temple, Spencer, M. Thornton, Q Thornton, Randolph |
| 1-2 -- Temple, Farr, M. Thornton, Randolph, Johnson       |
| 0-1 -- Temple, Farr, Martin, Randolph, Johnson            |

**LEADING SCORERS** -- M. Thornton 15, Randolph 6, Johnson 2, Martin 2

**LEADING REBOUNDERS** -- Randolph 15, M. Thornton 5, Johnson 5, Temple 2, Mitchell 1, Martin 1, Q. Thornton 1

**LEAD ASSISTS** -- Temple 15, Martin 4, Randolph 4, Spencer 3, Mitchell 2, M. Thornton 2, Farrer 2

**DUNKS** -- Randolph 32, Johnson 18, Green 4, Temple 4, M. Thornton 2, Martin 1, Q. Thornton 1

**DOUBLE FIGURE SCORING GAMES** -- Randolph 23, M. Thornton 20, Johnson 13, Martin 13, Temple 6, Spencer 4, Mitchell 1, Farrer 1

**DOUBLE DOUBLE** -- Randolph 6, Thornton 3, Mitchell 1, Johnson 1

| NO. OF DOUBLE FIGURES BY GAME |   |   |   |   |        |
|-------------------------------|---|---|---|---|--------|
| 1                             | 2 | 3 | 4 | 5 | 6/more |
|                               | 8 | 7 | 9 | 1 |        |



## STREAKING

### Consecutive Games in Double Figures

Anthony Randolph 2  
Terry Martin 2

### Consecutive Games Without Fouling Out

Alex Farrer 35  
Tasmin Mitchell 29  
Marcus Thornton 25  
Bo Spencer 25  
Garrett Green 18  
Anthony Randolph 17  
Garrett Temple 11  
Quintin Thornton 11  
Greg Terrebonne 8  
Terry Martin 8  
Chris Johnson 0

### Consecutive Gms. 3PT FG

Terry Martin 3  
Chris Johnson 1  
Bo Spencer 1

### Consecutive Games Scored in

Anthony Randolph 25  
Marcus Thornton 23  
Chris Johnson 20  
Garrett Temple 13  
Alex Farrer 10  
Terry Martin 8  
Bo Spencer 1

### Consecutive Games Started

Anthony Randolph 25  
Garrett Temple 21  
Alex Farrer 6  
Chris Johnson 4  
Terry Martin 1

## IN NCAA STATISTICS (2-19)

### Team

Free Throw Pct: 73.7 43rd  
Blocks 6.0 12th

### Individual

Pts - Marcus Thornton 19.0 48th  
3PT FGS PG - M. Thornton 2.8 57th  
3PT Pct. - Marcus Thornton 36.4 92nd  
FT Pct. - Marcus Thornton 83.3 70th

Reb-Antony Randolph 8.6 50th  
Blocks - A. Randolph 2.3 26th  
Chris Johnson 2.2 34th

Georgia 57  
Auburn 56  
Ole Miss 52

### Louisiana Home Win Streak

LSU completed its home slate of games against Louisiana schools Dec. 15 against Northwestern State with LSU winning all five of its games this year (Southeastern Louisiana, McNeese State, Nicholls State, Southern and Northwestern State), extending LSU's winning streak in the Maravich Center against Louisiana schools to 67 games ... LSU last lost to a Louisiana school in the PMAC on Dec. 6, 1988 when Louisiana Tech beat LSU in overtime, 111-109 ... The present streak started two nights later on Dec. 8, 1988 when the Tigers defeated McNeese State ... A total of 42 of those wins have come in the John Brady era.

### Playing Without Tasmin Mitchell

One of the biggest factors of the 2007-08 season has been having to learn to play without a staple of the 2006 and 2007 seasons in the LSU lineup, junior forward Tasmin Mitchell ... Mitchell, who started every game in his freshman and sophomore seasons is probably out for the remainder of the year after undergoing surgery on his left ankle for a stress fracture of his shin bone ... Mitchell averaged 11.4 points a game during LSU's Final Four season in 2006 and then averaged 14.5 points last season ... Mitchell was a pre-season coaches All-SEC selection for the 2007-08 season ... Mitchell started the first three games of the season, to run his consecutive game starting streak to 71, but had to go to the bench in pain after just six minutes of the LSU-Oklahoma State game in Maui (11/21) ... He underwent surgery on Nov. 29 and while the recovery and rehab process is six-to-eight weeks, it is expected that he will use a medical redshirt and be available for two more seasons for LSU.

### Three-Point Shooting Notes

The Tigers are averaging 6.5 treys a game, while averaging 20.7 attempts a game ... The Tigers are on pace to be over the school record of 614 attempts taken by the 1995-96 team ... LSU is on pace as well to make 200 treys for only the fourth time since the shot was instituted in the late 1980s ... The LSU record for makes in a season is 215 by the 2002-03 team.

In the Arizona State (11/21) game, LSU's 33 attempts was just seven shy of the school record for attempts ... In fact, Marcus Thornton's 12 attempts in that game was the first time anyone had attempted more than 10 three-pointers in a game since Torris Bright in 2002 ... Against Oregon State (12/22), Thornton's six makes was the first time someone made at least six attempts since Antonio Hudson against Louisiana-Lafayette in November 2004 ... He equaled that in the first Auburn game (1/15) and now has taken that to another level with his eight makes at Auburn (1/30).

For the season, LSU is hitting at 31.8 percent (163-of-512) ... LSU hit 10 treys at Auburn (1/30), the fourth time LSU was in double figures from the arc (11 vs. Oklahoma State 11/19; 12 vs. Arizona State, 11/21; and 10 versus Oregon State (12/22) and Auburn (1/30)) ... For the season, opponents are making 6.9 a game and 35.5 percent (172-of-485).

### Rebounding

The rebound totals have stabilized a bit for LSU with LSU recovering from a nine-game stretch earlier in the year in which it was outrebounded every game by a combined 85 boards ... LSU, in winning, was handled on the board as Florida (2/13) out rebounded LSU, 39-22 and 18-5 on the offensive boards.

The Wichita game in December was the first time an opponent had recorded 50 rebounds against LSU since the Wyoming game of Jan. 2001.

In past years, LSU's out rebounding opponents has been a key component in LSU winning: 21-5 when having the most boards in 2006 and 16-6 a year ago ... The Tigers have won 156 of 189 games (82.9 percent) since 1997 when out rebounding the opponent ... LSU has averaged more rebounds than the opponents in each of the last 10 seasons.

With LSU winning against Florida (2/13) in score, but down in rebounding, it marked the fifth time in 17 games that LSU has won this year when outrebounded and the 34th time in 134 games since 1997 that LSU has won when out rebounded.

LSU is averaging 34.6 boards a game, while giving up 37.8 rebounds a game.

LSU is -66 to the opponents in offensive rebounds with opponents having kept possessions alive 341 times, compared to 275 for the Tigers.

### Free Throw Percentage

The Tigers have had good success at the free throw line this year and at this point in the season the percentage of 72.7 is the third best in the league ... LSU's percentage fell 10 points after Wednesday's game at Arkansas when LSU hit just 57 percent ... It is now tied for the fifth best all-time single season percentage at LSU ... LSU is 298-of-410 topped by

the 34-of-39 by Chris Johnson (87.2 percent) and the 70-of-84 of Marcus Thornton (83.3 percent).

In conference play, LSU's worst hiccup was in the first Ole Miss game (1/12) when LSU made just 7-of-15 (46.7 percent), the first time LSU was below 50 percent in a game since the 2006 national semifinals against UCLA.

One problem for the Tigers in the Tennessee (2/9) loss, was that LSU could only get to the free throw line a grand total of four times, one of the fewest times LSU has gotten to the line in modern times.

Last season, the Tigers hit 70 percent at the free throw line, making 403-of-572 free throws during the 32-game season ... It was just the second time since 1997 that an LSU team made 70 percent of their free throws and just missed the top 10 for school all-time free throw percentage marks.

### NBA Playing With Five Former Tigers On Rosters

The National Basketball Association presently has five former LSU Tigers on its rosters:

**Brandon Bass -- 3rd yr -- Dallas Mavericks (first year after two with New Orleans)**

**Glen Davis -- rookie year -- Boston Celtics (2nd round pick by Seattle, traded to Boston)**

**Shaquille O'Neal - 16th yr - Traded to Phoenix (4th team after Orlando, LA, Miami)**

**Stromile Swift -- 8th year - Traded to N.J. (drafted 3rd by Vancouver after Memphis, Houston, Memphis)**

**Tyrus Thomas -- 2nd yr -- Chicago Bulls (4th pick 2006 by Portland, traded to Chicago)**

### O Canada

The LSU season got off to an early start thanks to a three-game exhibition tour of Canada over the Labor Day weekend ... The Tigers played games and won at the University of Guelph (92-60), York University (101-67) and the University of Toronto (82-55) ... Marcus Thornton, the junior college transfer, led the Tigers on the trip averaging 26.0 points per game as the guard hit 32-of-55 field goal attempts and more importantly 11 three-pointers in 25 attempts (44 percent) ... Anthony Randolph averaged 13.3 points and a team best 6.7 rebounds, while veterans Terry Martin (13.0 points) and Mitchell (11.0 points) averaged in double figures.

LSU as a team shot 48 percent from the floor and 36.9 percent from the international three-point arc, some 30 percentage points higher than a season ago.

LSU's decision to wait until the Labor Day Weekend to go on a trip outside the United States allowed the newcomers to join the veterans on the trip and allowed for a week of practice prior to leaving for Canada.

### Tigers Sign Four On First Day Of Fall Signing Period

The LSU Athletics Department announced on Wednesday that four student-athletes have signed national letters-of-intent with the LSU men's basketball team. Signing with the Tigers were:

**J'Morgan Morgan - Dallas (Texas) South Oak Cliff High - 6-10 center**

**Storm Warren - Monroe (La.) Richwood High School - 6-6 forward**

**Delwan Graham - Dunwoody (Ga.) High School - 6-7 small forward**

**Dennis Harris - Jonesboro (Ga.) Mundy's Mills High School - 6-10 combo forward**

Morgan is rated No. 23 in the country by Rivalshoops.com and 29th by Scoutshoops.com after averaging 13 points, nine rebounds and five blocks per game last season. He was the District 14-4A defensive MVP and was named first-team Class 4A All-State by the Texas Association of Basketball Coaches ... Warren, ranked the 31st best power forward in the country by Scoutshoops.com, averaged 22.3 points, 18.1 rebounds and nine blocks a contest last year for Richwood as the Rams advanced to the Class 3A state semifinals. He was a first team All-State selection by the Louisiana Sports Writers Association ... Delwan Graham, ranked 68th in the country by Scoutshoops.com, averaged 18.6 points per game and 11 rebounds in earning first team Class 3A All-State honors by the Georgia Coaches Association. Dunwoody was 27-4 last season after winning the state crown in Graham's sophomore season ... Harris' Mundy Mills team is 60-24 the last three seasons, with three consecutive playoff appearances, including a regional championship and a trip to the Class 5A state tournament in 2007. The 3-star Rivalshoops.com and Scoutshoops.com player averaged 19 points and 11 rebounds in earning an honorable mention All-Metro by the Atlanta Journal Constitution. He scored a 1300 on the SAT and carries a 3.7 GPA.

Earlier this week, Monroe's Warren had the rare quadruple double against Green Oaks as the Richwood prep star had 27 points, 10 blocks, 10 assists and 17 rebounds.

## CAREER RECORDS

### LSU ASSIST LEADERS

|                    |              |     |
|--------------------|--------------|-----|
| 1. Kenny Higgs     | 1974-78      | 645 |
| 2. Ethan Martin    | 1977-81      | 638 |
| 3. Torris Bright   | 2000-03      | 544 |
| 4. Pete Maravich   | 1967-70      | 425 |
| 5. Derrick Taylor  | 81-82; 83-86 | 401 |
| 6. Mike Darnall    | 1972-75      | 399 |
| 7. Darrel Mitchell | 2002-06      | 367 |
| 8. Garrett Temple  | active       | 327 |

### LSU STEAL LEADERS

|                      |              |     |
|----------------------|--------------|-----|
| 1. Clarence Ceasar   | 1991-95      | 310 |
| 2. Ethan Martin      | 1977-81      | 279 |
| 3. Torris Bright     | 2000-03      | 246 |
| 4. Darrel Mitchell   | 2002-06      | 219 |
| 5. Derrick Taylor    | 81-82; 83-86 | 207 |
| 6. Jerry Reynolds    | 1982-85      | 194 |
| 7. Darryl Joe        | 1986-88      | 173 |
| 8. Jermaine Williams | 1998-02      | 154 |
| 9. Leonard Mitchell  | 1980-84      | 151 |
| 10. Vernel Singleton | 1988-92      | 136 |
| 10. Johnny Jones     | 1980-84      | 136 |
| --                   |              |     |
| xx. Garrett Temple   | active       | 124 |

### LSU BLOCK LEADERS

|                     |         |     |
|---------------------|---------|-----|
| 1. Shaquille O'Neal | 1989-92 | 412 |
| 2. Stromile Swift   | 1998-00 | 130 |
| 3. Glen Davis       | 2004-07 | 110 |
| 4. Brandon Bass     | 2003-05 | 104 |
| 5. Jose Vargas      | 1984-88 | 100 |
| 6. Tyrus Thomas     | 2005-06 | 99  |
| 7. Lionel Green     | 1975-79 | 94  |
| 8. Jaime Lloreda    | 2002-04 | 89  |
| 9. Garrett Temple   | active  | 84  |

## 20-POINT GAMES

38-Marcus Thornton, at Auburn (1/30)

27-Marcus Thornton, at Vandy (1/19)  
27-Marcus Thornton, vs. Auburn (1/16)  
27-Marcus Thornton, vs. SE La. (11/12)

25-Marcus Thornton, at Ole Miss (1/12)

24-Anthony Randolph, vs. Kentucky (2/16)  
24-Anthony Randolph, vs. Southern (11/30)  
24-Marcus Thornton, vs. Nicholls (11/28)  
24-Marcus Thornton vs. McNeese (11/14)

22-Anthony Randolph, at Florida (2/13)  
22-Marcus Thornton, at Alabama (2/2)  
22-Marcus Thornton vs. NW State (12/15)  
22-Marcus Thornton vs Southern (11/30)

21-A. Randolph, at Auburn (1/30)  
21-A. Randolph, vs. Nicholls (11/28)  
21-A. Randolph, vs. Arizona State (11/30)

20-Marcus Thornton, at Florida (2/13)  
20-Marcus Thornton, vs. Arkansas (1/26)  
20-Marcus Thornton, vs. Ore. St. (12/22)  
20-Chris Johnson, vs. Southern (11/30)  
20-Marcus Thornton vs. Okla. St. (11/19)

## Single Season Records

### **LSU BLOCK LEADERS**

|                     |         |     |
|---------------------|---------|-----|
| 1. Shaquille O'Neal | 1991-92 | 157 |
| 2. Shaquille O'Neal | 1990-91 | 140 |
| 3. Shaquille O'Neal | 1989-90 | 115 |
| 4. Tyrus Thomas     | 2005-06 | 99  |
| 5. Stormile Swift   | 1999-00 | 95  |
| 6. Jaime Lloreda    | 2002-03 | 61  |
| 6. Lionel Green     | 1978-79 | 61  |
| 8. Stanley Roberts  | 1989-90 | 60  |
| 8. Anthony Randolph | 2007-08 | 60  |

### **LSU 3 PT FIELD GOALS MADE**

|                     |         |    |
|---------------------|---------|----|
| 1. Anthony Willson  | 1986-87 | 95 |
| 2. Chris Jackson    | 1989-90 | 88 |
| 3. Chris Jackson    | 1988-89 | 84 |
| 4. Darrel Mitchell  | 2005-06 | 82 |
| 5. Torris Bright    | 2001-02 | 76 |
| 6. Ronnie Henderson | 1993-94 | 72 |
| 7. Maurice Carter   | 1998-99 | 71 |
| 8. Ronnie Henderson | 1994-95 | 68 |
| 9. Darrel Mitchell  | 2003-04 | 67 |
| 9. Darrel Mitchell  | 2004-05 | 67 |
| 9. Marcus Thornton  | 2007-08 | 67 |

### **LSU TEAM BLOCK LEADERS**

|                   |            |
|-------------------|------------|
| 1. 2005-06        | 236        |
| 2. 1989-90        | 225        |
| 3. 1991-92        | 206        |
| 4. 1990-91        | 198        |
| 5. 1999-00        | 180        |
| 6. 2006-07        | 155        |
| 7. <b>2007-08</b> | <b>147</b> |

### **LSU TEAM FT PCT. LEADERS**

|                   |             |
|-------------------|-------------|
| 1. 1988-89        | .770        |
| 2. 1985-86        | .750        |
| 3. 1963-64        | .737        |
| 4. 2004-05        | .730        |
| 5. 1969-70        | .727        |
| 5. <b>2007-08</b> | <b>.727</b> |
| 7. 1972-73        | .720        |
| 8. 1984-85        | .714        |
| 8. 1967-68        | .714        |
| 10. 1979-80       | .710        |

## Next - One More Wednesday On the Road At South Carolina

The Tigers final Wednesday night road game sends LSU to Columbia for a league game against South Carolina ... Game time is 7:30 p.m. at the Colonial Center (6:30 p.m. CST) ... There is no television for the game and the game will be broadcast on the affiliates of the LSU Sports Radio Network ... LSU then returns home for its final two home games on Sunday, March 2 against Georgia and Wednesday, March 5 versus Alabama.

# The Last Time LSU ...

## ALL GAMES

### Scoring

|                           |  |
|---------------------------|--|
| Less Than 50 points ..... | 45 -- vs. Tennessee (45-47), 2/9/08          |
| 50-59 points .....        | 52 -- vs. Arkansas (52-68), 1/26/08          |
| 60-69 points .....        | 61 -- at Arkansas (61-87), 2/20/08           |
| 70-79 points .....        | 72 -- at Alabama (72-81), 2/2/08             |
| 80-89 points .....        | 85 -- at Florida (85-73), 2/13/08            |
| 90-99 points .....        | 92 -- vs. Miss. Valley (92-58), 12/28/06     |
| 100 or more points .....  | 104 -- vs. Nicholls State (104-57), 11/21/05 |

### Opponents Scoring

|                           |  |
|---------------------------|--|
| Less than 50 points ..... | 47 -- by Tennessee (47-45), 2/9/08           |
| 50-59 points .....        | 58 -- by Northwestern St., (58-82), 12/15/07 |
| 60-69 points .....        | 67 -- by Kentucky (67-63), 2/16/08           |
| 70-79 points .....        | 73 -- by Florida (73-85), 2/13/08            |
| 80-89 points .....        | 87 -- by Arkansas (87-61), 2/20/08           |
| 90-99 points .....        | 92 -- by Vanderbilt (92-76), 1/19/08         |
| 100 or more points .....  | 101 -- by Ohio State (101-113), 1-15-05      |

### Field Goal Percentage

|                                |  |
|--------------------------------|--|
| Shot 20-29 percent .....       | 29.0 -- vs. Arkansas (20-69), 1/26/08  |
| Shot 30-39 percent .....       | 36.8 -- at Arkansas (21-57), 2/20/08   |
| Shot 40-49 percent .....       | 40.3 -- vs. Kentucky (25-62), 2/16/08  |
| Shot 50-59 percent .....       | 50.8 -- at Auburn (31-61), 1/30/08     |
| Shot 60-69 percent .....       | 60.0 -- at Florida (33-55), 2/13/08    |
| Shot 70 percent or above ..... | 70.3 -- vs. Centenary (45-64), 1-15-03 |

### Opponents Field Goal Percentage

|                          |                                       |
|--------------------------|---------------------------------------|
| Shot 20-29 percent ..... | 24.6 -- by Southern (16-65), 11/30/07 |
| Shot 30-39 percent ..... | 31.7 -- by Tennessee (19-60), 2/9/08  |
| Shot 40-49 percent ..... | 46.2 -- by Florida (30-65), 2/13/08   |
| Shot 50-59 percent ..... | 52.4 -- by Arkansas (33-63), 2/20/08  |
| Shot 60-69 percent ..... | 60.0 -- by W. Va. (33-55), 11-27-04   |

### Three-Point FG Percentage

|                                 |   |
|---------------------------------|---|
| Shot less than 10 percent ..... | 0.0 -- vs. UCLA (NCAA FF) (0-6), 4/1/06 |
| Shot 10-19 percent .....        | 15.9 -- vs. Tennessee (3-20), 2/9/08    |
| Shot 20-29 percent .....        | 28.6 -- at Arkansas (4-14), 2/20/08     |
| Shot 30-39 percent .....        | 30.8 -- at Vanderbilt (4-13), 1/19/08   |
| Shot 40-49 percent .....        | 45.0 -- at Florida (9-20), 2/13/08      |
| Shot 50-59 percent .....        | 57.1 -- at Ole Miss (4-7), 2/14/07      |
| Shot 60 percent or more .....   | 63.6 -- vs. Georgia (7-11), 1/25/06     |

### Opponents Three-Point FG Percentage

|                                 |   |
|---------------------------------|---|
| Shot less than 10 percent ..... | 7.1 -- by Georgia (1-14), 1/25/06         |
| Shot 10-19 percent .....        | 10.5 -- by Wichita State (2-19), 12/19/07 |
| Shot 20-29 percent .....        | 26.3 -- by Tennessee (5-19), 2/9/08       |
| Shot 30-39 percent .....        | 33.3 -- by Florida (9-27), 2/13/08        |
| Shot 40-49 percent .....        | 47.8 -- by Arkansas (11-23), 2/20/08      |
| Shot 50-59 percent .....        | 50.0 -- by Kentucky (7-14), 2/16/08       |
| Shot 60 percent or more .....   | 66.7 -- by Arkansas (10-15), 1/26/08      |

### Free Throw Percentage

|                                 |                                      |
|---------------------------------|--------------------------------------|
| Shot less than 50 percent ..... | 46.7 -- at Ole Miss (7-15), 1/12/08  |
| Shot 50-59 percent .....        | 57.7 -- at Arkansas (15-26), 2/20/08 |
| Shot 60-69 percent .....        | 66.7 -- at Florida (10-15), 2/13/08  |
| Shot 70-79 percent .....        | 75.0 -- at Auburn (9-12), 1/30/08    |
| Shot 80-89 percent .....        | 80.0 -- by Kentucky (8-10), 2/16/08  |
| Shot 90-99 percent .....        | 95.5 -- at Alabama (21-22), 2/2/08   |
| Shot 100 percent .....          | 100.0 -- vs. Alabama (9-9), 1/31/07  |

### Rebounds

|                               |                                |
|-------------------------------|--------------------------------|
| Had 20-29 rebounds .....      | 22 -- at Florida, 2/13/08      |
| Had 30-39 rebounds .....      | 34 -- at Arkansas, 2/20/08     |
| Had 40-49 rebounds .....      | 41 -- vs. Chaminade, 11/20/07  |
| Had 50-59 rebounds .....      | 52 -- vs. Southern, 11/30/07   |
| Had 60 or more rebounds ..... | 60 -- vs. Troy State, 12-22-98 |

### Opponent Rebounds

|                             |                                  |
|-----------------------------|----------------------------------|
| Less than 20 rebounds ..... | 19 -- by South Carolina, 1-12-05 |
| 20-29 rebounds .....        | 28 -- by Auburn, 1/16/08         |
| 30-39 rebounds .....        | 38 -- by Arkansas, 2/20/08       |
| 40-49 rebounds .....        | 42 -- by Arkansas, 1/26/08       |
| 50-59 rebounds .....        | 50 -- by Wichita State, 12/19/07 |

### Assists

|                           |                                   |
|---------------------------|-----------------------------------|
| Less than 5 assists ..... | 4 -- vs. Miss. State, 1/9/08      |
| 5-10 assists .....        | 7 -- vs. Kentucky, 2/16/08        |
| 11-15 assists .....       | 14 -- at Arkansas, 2/20/08        |
| 16-20 assists .....       | 19 -- at Florida, 2/13/08         |
| 21-25 assists .....       | 21 -- vs. Miss. Valley, 12/28/06  |
| 26-30 assists .....       | 26 -- vs. ULM, 11/19/06           |
| 31 or more assists .....  | 33 -- vs. Georgia State, 12-28-94 |

### Opponent Assists

|                           |                                 |
|---------------------------|---------------------------------|
| Less than 5 assists ..... | 4 -- by Southern, 11/30/07      |
| 5-10 assists .....        | 6 -- by Tennessee, 2/9/08       |
| 11-15 assists .....       | 15 -- by Florida, 2/13/08       |
| 16-20 assists .....       | 18 -- by Arkansas, 2/20/08      |
| 21-25 assists .....       | 21 -- by Vanderbilt, 1/19/08    |
| 26-30 assists .....       | 28 -- by Fresno State, 11-26-97 |
| 31 or more assists .....  | 33 -- by Kentucky, 1-16-96      |

### Blocks

|                         |                             |
|-------------------------|-----------------------------|
| 0 blocks .....          | 0 -- vs. Auburn, 1/16/08    |
| 1-5 blocks .....        | 4 -- at Arkansas, 2/20/08   |
| 6-10 blocks .....       | 6 -- at Florida, 2/13/08    |
| 11-15 blocks .....      | 14 -- at Villanova, 12/6/07 |
| 16 or more blocks ..... | 16 -- vs. Texas, 1-2-90     |

### Opponent Blocks

|                    |                            |
|--------------------|----------------------------|
| 0 blocks .....     | 0 -- by Nicholls, 11/28/07 |
| 1-5 blocks .....   | 5 -- by Arkansas, 2/20/08  |
| 6-10 blocks .....  | 7 -- by Arkansas, 1/26/08  |
| 11-15 blocks ..... | 11 -- by UConn, 1/6/07     |

### Steals

|                         |  |
|-------------------------|--|
| 0 steals .....          | 0 -- vs. Georgia Tech, 3-17-90         |
| 1-5 steals .....        | 5 -- at Arkansas, 2/20/08              |
| 6-10 steals .....       | 8 -- vs. Kentucky, 2/16/08             |
| 11-15 steals .....      | 12 -- vs. Northwestern State, 12/15/07 |
| 16 or more steals ..... | 22 -- vs. Arkansas, 2-17-01            |

### Opponent Steals

|                         |                                 |
|-------------------------|---------------------------------|
| 0 steals .....          | 0 -- by Florida, 2/19/05        |
| 1-5 steals .....        | 3 -- by Kentucky, 2/16/08       |
| 6-10 steals .....       | 7 -- by Arkansas, 2/20/08       |
| 11-15 steals .....      | 13 -- by Tennessee, 2/9/08      |
| 16 or more steals ..... | 16 -- by Miami (Fla.), 12-27-01 |

# The Last Time An LSU Player...


## ALL GAMES

|   |   |
|---|---|
| Scored 20-24 points .....                               | 24 Anthony Randolph, vs. Kentucky, 2/16/08  |
| Scored 25-29 points .....                               | 27 Marcus Thornton, at Vanderbilt, 1/19/08  |
| Scored 30-34 points .....                               | 32 Darrel Mitchell, vs. Ohio State, 1-15-05   |
| Scored 35-39 points .....                               | 38 Marcus Thornton, at Auburn, 1/30/08  |
| Scored 40-45 points .....                               | 40 Ronnie Henderson, vs. Alabama, 2-11-95   |
| Scored 45-49 points .....                               | 46 Chris Jackson, vs. Vanderbilt, 2-18-90   |
| Scored 50-54 points .....                               | 51 Chris Jackson, vs. Texas, 1-2-90   |
| Scored 55-59 points .....                               | 55 Chris Jackson, vs. Ole Miss, 3-4-89  |
| Scored 60 or more.....                                  | 64 Pete Maravich, vs. Kentucky, 2-21-70   |
|   |   |
| Scored double figures in 5 straight games.....          | 10 Marcus Thornton, 1/5/08 to 2/13/08   |
| Scored double figures in 10 straight games.....         | 10 Marcus Thornton, 1/5/08 to 2/13/08   |
| Scored double figures in 15 straight games.....         | 48 Glen Davis, 3/5/05 to 12/17/06   |
| Scored double figures in 20 straight games.....         | 48 Glen Davis, 3/5/05 to 12/17/06   |
| Scored double figures in 25 straight games.....         | 48 Glen Davis, 3/5/05 to 12/17/06   |
| Scored double figures in 30 straight games.....         | 48 Glen Davis, 3/5/05 to 12/17/06   |
| Scored double figures in 35 straight games.....         | 48 Glen Davis, 3/5/05 to 12/17/06   |
| Scored double figures in 40 straight games.....         | 48 Glen Davis, 3/5/05 to 12/17/06   |
| Scored double figures in 45 or more straight game ..... | 48 Glen Davis, 3/5/05 to 12/17/06   |
|   |   |
| Scored 20 points or more in 2 straight games .....      | 2 Anthony Randolph, 22 at Florida (2/13/08); 24 vs. Kentucky (2/16/08)  |
| Scored 20 points or more in 3 straight games .....      | 3 Marcus Thornton, 20 vs. Arkansas, (1/26/08); 38 at Auburn (1/30/08); 22 at Alabama (2/2/08)   |
| Scored 20 points or more in 4 straight games .....      | 4 Marcus Thornton, 27 at Vandy (1/19/08); 20 vs. Arkansas (1/26/08); 38 at Auburn (1/30/08); 22 at Alabama (2/2/08)   |
| Scored 20 points or more in 5 straight games .....      | 6 Marcus Thornton, 25 at Ole Miss (1/12/08); 27 vs. Auburn (1/16/08); 27 at Vandy (1/19/08); 20 vs. Arkansas (1/26/08); 38 at Auburn (1/30/08); 22 vs. Alabama (2/2/08) |
|   |   |
| Scored 30 points or more in consecutive games.....      | 3 Ronnie Henderson, 40 vs. Alabama, 2-11-95; 30 vs. Ole Miss, 2-15-95; 33 vs. Georgia, 2-18-95  |
|   |   |
| Made 10-14 field goals in a game.....                   | 10 Anthony Randolph, at Florida, 2/13/08  |
| Made 15 or more field goals in a game .....             | 18 Shaquille O'Neal, vs. Northern Arizona, 12-28-91   |
|   |   |
| Attempted 15-19 field goals in a game.....              | 16 Anthony Randolph, vs. Kentucky, 2/16/08  |
| Attempted 20-24 field goals in a game.....              | 23 Marcus Thornton, at Auburn, 1/30/08  |
| Attempted 25-29 field goals in a game.....              | 25 Ronnie Henderson, vs. Nicholls State, 1-23-96  |
| Attempted 30 or more field goals in a game .....        | 34 Ronnie Henderson, vs. Oklahoma State, 12-20-94   |
|   |   |
| Made 5 three pointers in a game .....                   | 5 Terry Martin, vs. Auburn, 1/13/07   |
| Made 6-9 three pointers in a game.....                  | 8 Marcus Thornton, at Auburn, 1/30/08   |
| Made 10 or more three pointers in a game .....          | 10 Chris Jackson, vs. Tennessee, 2-10-90  |
|   |   |
| Attempted 7 three pointers in a game .....              | 7 Marcus Thornton, at Florida, 2/13/08  |
| Attempted 8-10 three pointers in a game.....            | 8 Marcus Thornton, at Auburn, 1/30/08   |
| Attempted 11 or more three pointers in a game .....     | 11 Marcus Thornton, at Alabama, 2/2/08  |
|   |   |
| Had 10-14 rebounds .....                                | 14 Anthony Randolph, vs. Kentucky, 2/16/08  |
| Had 15-19 rebounds .....                                | 19 Anthony Randolph, at Vanderbilt, 1/19/08   |
| Had 20 or more rebounds.....                            | 21 Jaime Lloreda, vs. McNeese State, 11-24-03   |

# The Last Time An LSU Player..

## ALL GAMES

|   |    |  |
|---|----|--|
| Had 10 or more rebounds in 2 straight games .....     | 2  | Glen Davis, 18 vs. Arkansas, 2/10/07; 10 at Ole Miss, 2/14/07  |
| Had 10 or more rebounds in 3 straight games .....     | 3  | Glen Davis, 13 at Tennessee, 2/7/07; 18 vs. Arkansas, 2/10/07; 10 at Ole Miss, 2/14/07   |
| Had 10 or more rebounds in 4 straight games .....     | 4  | Glen Davis, 10 at Miss. State, 2/3/07; 13 at Tennessee, 2/7/07; 18 vs. Arkansas, 2/10/07; 11 vs. Ole Miss, 2/14/07   |
| Had 10 or more rebounds in 5 straight games .....     | 5  | Glen Davis, 13 vs. Miss. State, 2/15/06; 11 at Auburn, 2/18/06; 11 at Vandy, 2/22/06; 15 vs. Kentucky, 2/25/06, 10 vs. S. Carolina, 2/28/06  |
| Had 10 or more rebounds in 6 or more games .....      | 8  | Glen Davis, 11 at Alabama, 2/4/06; 16 vs. Arkansas, 2/8/06; 15 at Florida, 2/11/06; 13 vs. Miss. State, 2/15/06; 11 at Auburn, 2/18/06; 11 at Vandy, 2/22/06; 15 vs. Kentucky, 2/25/06; 10 at S. Carolina, 2/28/06 |
| Had 9 offensive rebounds in a game .....              | 9  | Glen Davis, vs. Tennessee (SECT), 3/8/07   |
| Had 10 defensive rebounds in a game.....              | 13 | Anthony Randolph, at Vanderbilt, 1/18/08   |
| Had 5-7 assists .....                                 | 6  | Garrett Temple, at Arkansas, 2/20/08   |
| Had 8-10 assists .....                                | 8  | Darrel Mitchell, vs. Kentucky, 2/25/06   |
| Had 11-15 assists .....                               | 12 | Torris Bright, vs. McNeese State, 12-7-02  |
| Had 16 or more assists .....                          | 18 | Randy Livingston, vs. George Mason, 12-3-94  |
| Had 3-5 blocks in a game .....                        | 4  | Anthony Randolph, at Arkansas, 2/20/08   |
| Had 6-8 blocks in a game .....                        | 6  | Chris Johnson, vs. McNeese State, 11/14/07   |
| Had 9-10 blocks in a game .....                       | 9  | Tyrus Thomas, vs. Tennessee, 1/14/06   |
| Had 11 or more blocks in a game .....                 | 11 | Stromile Swift, vs. Alabama, 2-10-99   |
| Had 3-5 steals in a game .....                        | 3  | Garrett Temple, at Arkansas, 2/20/08   |
| Had 6-7 steals in a game .....                        | 6  | Darrel Mitchell, vs. McNeese State, 12/10/05   |
| Had 8-9 steals in a game .....                        | 8  | Clarence Ceasar, vs. Auburn, 1-8-94  |
| Had 10 or more steals in a game .....                 | 10 | Shawn Griggs, vs. Tennessee, 2-23-91   |
| Had a double-double.....                              |    | Anthony Randolph, vs. Kentucky, 24 pts-14 reb, 2/16/08   |
| Had a double-double in 2 straight games .....         |    | Glen Davis, vs. Arkansas, 19 pts-18 reb., 2/1/07; at Ole Miss, 26 pts-11 reb., 2/14/07   |
| Had a double-double in 3 or more straight games ..... | 3  | Glen Davis, vs. Louisiana Tech, 23 pts-14 reb., 12/23/06; vs. Wright State, 26 pts-12 reb., 12/27/06; vs. Miss. Valley, 19 pts-13 reb., 12/28/06   |
| Had a triple-double .....                             |    | Shaquille O'Neal, 26 pts-13 reb-11 blks, vs. BYU, 3-19-92  |
| Played 40 minutes in a game .....                     | 40 | Garrett Temple, at Arkansas, 2/20/08   |
| Played 41-49 minutes in a game.....                   | 42 | Garrett Temple, vs. Tennessee (SECT), 3/8/07   |
| Played 50 or more minutes in a game .....             | 54 | Maurice Carter, vs. Alabama, 2-10-99   |



# Anthony Randolph

Forward • 6-10 • 205 • Freshman • HS • Dallas, Texas • Woodrow Wilson HS

# 3

## Top Performances

**Points**  
 Season: 24, twice  
 Career: 24, twice

**Rebounds**  
 Season: 19, at Vandy, 1/19/08  
 Career: 19, at Vandy, 1/19/08

**Field Goals Made**  
 Season: 10, twice  
 Career: 10, twice  
 14

**3 PT FG Made**  
 Season: 1, twice  
 Career: 1, twice

**Free Throws Made**  
 Season: 8, vs. Oregon St., 12/22/07  
 Career: 8, vs. Oregon St., 12/22/07

**Assists**  
 Season: 4, twice  
 Career: 4, twice

**Blocks**  
 Season: 6, vs. SLU, 11/12/07  
 Career: 6, vs. SLU, 11/12/07

**Steals**  
 Season: 4, three times  
 Career: 4, three times

**Minutes Played**  
 Season: 40, vs. Arkansas, 1/26/08  
 Career: 40, vs. Arkansas, 1/26/08

## Top Career Scoring Games

1. 24 vs. Kentucky, 2/16/08
1. 24 vs. Southern, 11/30/07
3. 22 at Florida, 2/13/08
4. 21 at Auburn, 1/30/08
4. 21 vs. Arizona State, 11/21/07
4. 21 vs. Chaminade, 11/20/07
7. 19 vs. Southeastern La., 11/12/07
8. 18 at Ole Miss, 1/12/08
9. 16 at Arkansas, 2/20/08
9. 16 at Texas A&M, 1/5/08

**SEC Freshman of the Week, Nov. 19**  
**Jay Bilas' ESPN.com All-Maui Team, Nov. 21**  
**SEC Freshman of the Week, Feb. 4**

## Freshman Season (2007-08)


16 points, 4 blocks at Arkansas (2/20) ... Had sixth double double at Kentucky with 24 points and 14 rebounds (2/16) ... Topped 20 in both conference wins -- 22 at Florida (2/13) ... 11-game double figure scoring streak snapped vs. Tennessee (2/9) ... Earns second freshman of the week honors after Auburn-Alabama week ... Had fifth double double against Alabama (2/2) and 11th straight double figure scoring game ... Fourth 20-point, 10th straight double figure game with 21 at Auburn (1/30), 17 in the second half ... Ninth straight double figure scoring game with 14 vs. Arkansas (1/26), first game to play all 40 minutes ... Season rebounding high of 19 as he gets a double double for the second consecutive Saturday at Vandy (1/19) ... Third double double of the season against 16th-ranked Ole Miss (1/12), 18 points, 11 rebounds, 8-of-14 from the field .. Fifth straight double figure game of 10 in SEC opener vs. Mississippi State (1/9) ... Fourth straight double figure game with 16 at Texas A&M (1/5), playing most minutes of his career at 37 ... Third straight double figure game with 15 against Tulane (1/2) ... Ten points, nine boards against Washington, first game with no blocks (12/29) ... Eighth double figure scoring game with 14 against Oregon State (12/22) ... With four blocks against Northwestern State (12/15), blocked 13 shots last three games ... Fouled out for first time in Villanova game with about four minutes to go (12/6) ... Rebounded from off-night against Nicholls State (11/28) to record career high 24 points and second double double with 11 boards against Southern (11/30) ... 21 points in Maui versus Chaminade (11/20) and Arizona State (11/21) ... Named SEC Freshman of the Week (11/19) games ... Had a strong debut with his first double double against Southeastern (11/12) with 19 points, 13 rebounds.

## Randolph's Game-by-Game Statistics 2007-08

| OPPONENT          | MIN | FG    | 3FG | FT   | REB | PF/D | A | TO | BLK | STL | PTS |
|-------------------|-----|-------|-----|------|-----|------|---|----|-----|-----|-----|
| Southeastern La.  | 33  | 7-11  | 1-2 | 4-6  | 13  | 2/0  | 2 | 2  | 6   | 4   | 19  |
| McNeese State     | 29  | 5-9   | 0-1 | 2-4  | 7   | 3/0  | 3 | 2  | 1   | 2   | 12  |
| Oklahoma State    | 26  | 2-5   | 0-1 | 1-2  | 5   | 4-0  | 2 | 5  | 3   | 0   | 5   |
| Chaminade         | 32  | 9-14  | 0-0 | 3-4  | 9   | 2-0  | 2 | 4  | 2   | 1   | 21  |
| Arizona State     | 34  | 8-14  | 0-2 | 5-6  | 7   | 2-0  | 1 | 0  | 2   | 1   | 21  |
| Nicholls State    | 21  | 3-6   | 0-1 | 0-0  | 7   | 2-0  | 1 | 2  | 3   | 3   | 6   |
| Southern          | 26  | 10-14 | 1-2 | 3-5  | 11  | 1-0  | 1 | 3  | 5   | 0   | 24  |
| Villanova         | 27  | 5-10  | 0-1 | 2-3  | 6   | 5-0  | 1 | 4  | 4   | 1   | 12  |
| Northwestern St.  | 28  | 3-9   | 0-1 | 7-10 | 8   | 1-0  | 4 | 1  | 4   | 1   | 13  |
| Wichita State     | 28  | 3-13  | 0-1 | 0-1  | 3   | 2-0  | 1 | 0  | 2   | 4   | 6   |
| Oregon State      | 35  | 3-10  | 0-0 | 8-12 | 9   | 3-0  | 0 | 3  | 1   | 2   | 14  |
| Washington        | 36  | 2-11  | 0-0 | 6-6  | 9   | 3-0  | 0 | 3  | 0   | 3   | 10  |
| Tulane            | 35  | 5-11  | 0-0 | 5-6  | 9   | 4-0  | 1 | 1  | 3   | 0   | 15  |
| Texas A&M         | 37  | 7-17  | 0-2 | 2-6  | 7   | 4-0  | 0 | 2  | 2   | 0   | 16  |
| Mississippi St.   | 26  | 4-13  | 0-0 | 2-5  | 9   | 3-0  | 0 | 2  | 2   | 0   | 10  |
| Ole Miss          | 39  | 8-14  | 0-0 | 2-5  | 11  | 1-0  | 1 | 3  | 3   | 1   | 18  |
| Auburn            | 32  | 6-9   | 0-0 | 0-2  | 5   | 2-0  | 4 | 5  | 0   | 1   | 12  |
| Vanderbilt        | 37  | 4-12  | 0-0 | 6-6  | 19  | 3-0  | 3 | 4  | 1   | 0   | 14  |
| Arkansas          | 40  | 5-16  | 0-1 | 4-4  | 8   | 4-0  | 0 | 5  | 4   | 1   | 14  |
| Auburn            | 31  | 9-15  | 0-0 | 3-4  | 6   | 4-0  | 2 | 3  | 2   | 0   | 21  |
| Alabama           | 34  | 4-14  | 0-0 | 5-6  | 12  | 1-0  | 1 | 4  | 2   | 1   | 13  |
| Tennessee         | 30  | 3-8   | 0-1 | 0-1  | 8   | 3-0  | 1 | 3  | 1   | 0   | 6   |
| Florida           | 38  | 10-16 | 0-0 | 2-6  | 5   | 2-0  | 1 | 4  | 2   | 1   | 22  |
| Kentucky          | 38  | 9-16  | 0-0 | 6-8  | 14  | 3-0  | 0 | 4  | 1   | 4   | 24  |
| Arkansas          | 36  | 6-14  | 0-1 | 4-7  | 7   | 4-0  | 0 | 4  | 4   | 0   | 16  |
| Ole Miss          |     |       |     |      |     |      |   |    |     |     |     |
| South Carolina    |     |       |     |      |     |      |   |    |     |     |     |
| Georgia           |     |       |     |      |     |      |   |    |     |     |     |
| Alabama           |     |       |     |      |     |      |   |    |     |     |     |
| Mississippi State |     |       |     |      |     |      |   |    |     |     |     |

## Anthony Randolph's Career Stats

| YEAR          | GP-GS        | MIN/AVG         | FG-FGA         | PCT.        | 3FG-FGA     | PCT.        | FT-FTA        | PCT.        | REB-AVG        | PF-FO       | AST       | TO        | BLK       | STL       | PTS-AVG.        |
|---------------|--------------|-----------------|----------------|-------------|-------------|-------------|---------------|-------------|----------------|-------------|-----------|-----------|-----------|-----------|-----------------|
| 07-08         | 25-25        | 808-32.3        | 140-301        | .465        | 2-17        | .118        | 82-125        | .656        | 214-8.6        | 68-1        | 32        | 73        | 60        | 31        | 364-14.6        |
| <b>Totals</b> | <b>25-25</b> | <b>808-32.3</b> | <b>140-301</b> | <b>.465</b> | <b>2-17</b> | <b>.118</b> | <b>82-125</b> | <b>.656</b> | <b>214-8.6</b> | <b>68-1</b> | <b>32</b> | <b>73</b> | <b>60</b> | <b>31</b> | <b>364-14.5</b> |



# Marcus Thornton

Guard \* 6-4 \* 198 \* Junior \* JC \* Baton Rouge, La. \* Kilgore College

# 5

## Top Performances

### Points

Season: 38, at Auburn, 1/30/08  
 Career: 38, at Auburn, 1/30/08

### Rebounds

Season: 13, at Villanova, 12/6/07  
 Career: 13, at Villanova, 12/6/07

### Field Goals Made

Season: 14, at Auburn, 1/30/08  
 Career: 14, at Auburn, 1/30/08

### 3 PT FG Made

Season: 8, at Auburn, 1/30/08  
 Career: 8, at Auburn, 1/30/08

### Free Throws Made

Season: 7, vs. SLU, 11/12/07  
 Career: 7, vs. SLU, 11/12/07

### Assists

Season: 4, at Tulane, 1/2/08  
 Career: 4, at Tulane, 1/2/08

### Blocks

Season: 1, four times  
 Career: 1, four times

### Steals

Season: 4, twice  
 Career: 4, twice

### Minutes Played

Season: 40, twice  
 Career: 40, twice

## Top Career Scoring Games

1. 38 at Auburn, 1/30/08
2. 27 at Vanderbilt, 1/19/08
2. 27 vs. Auburn, 1/16/08
2. 27 vs. SLU, 11/12/07
5. 25 at Ole Miss, 1/12/08
6. 24 vs. Nicholls State, 11/28/07
6. 24 vs. McNeese, 11/14/07
8. 22 at Alabama, 2/2/08
8. 22 vs. Northwestern State, 12/15/07
8. 22 vs. Southern, 11/30/07

## Junior Season (2007-08)

Hip flexor limits him to four minutes at Arkansas (2/20), damaging chances to win SEC scoring title ... Double figure scoring streak stopped at 10, scoring nine against Kentucky (2/16) ... Hit 20 points for the 14th time this season and seventh time in the last eight games in 20-point effort at Florida (2/13) ... Increased double figure scoring streak to now current team best nine games, but 20-point scoring streak snapped vs. Tennessee (2/9) ... Sixth straight game of 20 or more with 22 at Alabama (2/2) ... Posted the biggest single SEC-vs. SEC scoring game (38) in almost 13 years at Auburn (1/30), hitting eight treys including the game winner with three seconds left to give LSU an 81-80 victory ... Late trey gave him four straight at 20 or better with 20 vs. Arkansas (1/26) ... Three straight 20 point games with another 27 point effort, this time on the road at Vandy (1/19) ... Equaled season-opening high of 27 against Auburn (1/16), had 6 treys for the second times this year ... Made 4-of-9 second half treys and scored 25 to key comeback that nearly resulted in win over ranked Ole Miss on the road (1/12) ... Double figure scoring streak snapped against Tulane (1/2) ... Hit six three-pointers in seventh 20-point game against Oregon State (12/21) ... Third double double of the season at Wichita State (12/19) .... Sixth 20-plus point game against Northwestern State (12/15) ... Second double double at Villanova (12/6) ... Back-to-back 20-point games with 22 points against Southern (11/30) after 24 against Nicholls State (11/28) ... Hit three-pointer that forced overtime and was ESPN's No. 2 play of the day in OT loss against Arizona State (11/21) ... Opens season with three-consecutive 20-point games -- 20 against Oklahoma State (11/19) ... Posted back-to-back 20-plus games with 24 against McNeese (11/14) ... Just short of becoming first player since 2005 to score 30 in a game for LSU with 27 in opener vs. Southeastern Louisiana (11/12).

## Thornton's Game-by-Game Statistics

### 2007-08

| OPPONENT          | MIN | FG    | 3FG  | FT  | REB | PF/D | A | TO | BLK | STL | PTS |
|-------------------|-----|-------|------|-----|-----|------|---|----|-----|-----|-----|
| Southeastern La.  | 34  | 8-14  | 4-7  | 7-9 | 2   | 0/0  | 2 | 2  | 0   | 2   | 27  |
| McNeese State     | 37  | 8-16  | 2-8  | 6-7 | 3   | 1-0  | 2 | 3  | 1   | 1   | 24  |
| Oklahoma State    | 31  | 6-14  | 2-6  | 6-6 | 3   | 3-0  | 1 | 0  | 1   | 1   | 20  |
| Chaminade         | 29  | 2-12  | 0-4  | 0-2 | 2   | 3-0  | 0 | 1  | 1   | 2   | 4   |
| Arizona State     | 40  | 7-19  | 4-12 | 0-0 | 12  | 4-0  | 1 | 5  | 0   | 1   | 18  |
| Nicholls State    | 35  | 9-15  | 4-8  | 2-3 | 6   | 1-0  | 1 | 2  | 1   | 0   | 24  |
| Southern          | 32  | 9-15  | 4-7  | 0-0 | 7   | 1-0  | 3 | 1  | 0   | 4   | 22  |
| Villanova         | 38  | 6-15  | 1-6  | 2-2 | 13  | 3-0  | 2 | 2  | 0   | 1   | 15  |
| Northwestern St.  | 24  | 7-15  | 4-10 | 4-5 | 5   | 2-0  | 2 | 2  | 1   | 3   | 22  |
| Wichita State     | 38  | 3-13  | 0-6  | 6-6 | 11  | 3-0  | 2 | 3  | 0   | 0   | 12  |
| Oregon State      | 30  | 6-17  | 6-10 | 2-2 | 6   | 3-0  | 1 | 2  | 0   | 2   | 20  |
| Washington        | 33  | 7-15  | 0-4  | 4-4 | 8   | 3-0  | 2 | 4  | 0   | 2   | 18  |
| Tulane            | 32  | 3-8   | 0-5  | 1-2 | 1   | 4-0  | 4 | 1  | 1   | 2   | 7   |
| Texas A&M         | 37  | 5-16  | 0-3  | 2-2 | 7   | 2-0  | 0 | 1  | 0   | 1   | 12  |
| Mississippi St.   | 33  | 2-14  | 2-6  | 6-6 | 7   | 1-0  | 0 | 1  | 0   | 1   | 12  |
| Ole Miss          | 38  | 9-20  | 4-10 | 3-6 | 3   | 3-0  | 2 | 1  | 0   | 1   | 25  |
| Auburn            | 38  | 8-20  | 6-16 | 5-6 | 6   | 2-0  | 0 | 5  | 0   | 3   | 27  |
| Vanderbilt        | 38  | 10-21 | 2-6  | 5-6 | 6   | 3-0  | 2 | 5  | 0   | 0   | 27  |
| Arkansas          | 33  | 7-20  | 4-9  | 2-2 | 5   | 2-0  | 0 | 1  | 0   | 1   | 20  |
| Auburn            | 39  | 14-23 | 8-15 | 2-2 | 7   | 2-0  | 1 | 0  | 0   | 1   | 38  |
| Alabama           | 36  | 7-19  | 4-11 | 4-4 | 3   | 2-0  | 1 | 4  | 0   | 1   | 22  |
| Tennessee         | 28  | 5-11  | 1-4  | 1-2 | 7   | 4-0  | 0 | 6  | 1   | 1   | 12  |
| Florida           | 35  | 8-11  | 4-7  | 0-0 | 3   | 1-0  | 1 | 1  | 0   | 4   | 20  |
| Kentucky          | 36  | 4-14  | 1-4  | 0-0 | 5   | 3-0  | 1 | 1  | 0   | 1   | 9   |
| Arkansas          | 4   | 1-3   | 0-0  | 0-0 | 1   | 0-0  | 0 | 0  | 0   | 0   | 2   |
| Ole Miss          |     |       |      |     |     |      |   |    |     |     |     |
| South Carolina    |     |       |      |     |     |      |   |    |     |     |     |
| Georgia           |     |       |      |     |     |      |   |    |     |     |     |
| Alabama           |     |       |      |     |     |      |   |    |     |     |     |
| Mississippi State |     |       |      |     |     |      |   |    |     |     |     |

## Marcus Thornton's Career Stats

| YEAR          | GP-GS        | MIN/AVG         | FG-FGA         | PCT.        | 3FG-FGA       | PCT.        | FT-FTA       | PCT.        | REB-AVG        | PF-FO       | AST       | TO        | BLK      | STL       | PTS-AVG.        |
|---------------|--------------|-----------------|----------------|-------------|---------------|-------------|--------------|-------------|----------------|-------------|-----------|-----------|----------|-----------|-----------------|
| 07-08         | 25-24        | 828-33.1        | 161-380        | .424        | 67-184        | .364        | 70-84        | .833        | 139-5.6        | 56-0        | 31        | 54        | 6        | 36        | 459-18.4        |
| <b>Totals</b> | <b>25-24</b> | <b>828-33.1</b> | <b>161-380</b> | <b>.424</b> | <b>67-184</b> | <b>.364</b> | <b>70-81</b> | <b>.833</b> | <b>139-5.6</b> | <b>56-0</b> | <b>31</b> | <b>54</b> | <b>6</b> | <b>36</b> | <b>459-18.4</b> |





# Greg Terrebonne

Guard • 6-0 • 205 • Sophomore • 1VL • Galliano, La. • South Lafourche HS

# 10

### Top Performances

#### Points

Season: 2, vs. Southern, 11/30/07  
 Career: 2, vs. Southern, 11/30/07

#### Rebounds

Season:  
 Career: 1, three times

#### Field Goals Made

Season: 1, vs. Southern, 11/30/07  
 Career: 1, vs. Southern, 11/30/07

#### 3 PT FG Made

Season:  
 Career:

#### Free Throws Made

Season:  
 Career:

#### Assists

Season: 2, vs. Southern, 11/30/07  
 Career: 2, vs. Southern, 11/30/07

#### Blocks

Season:  
 Career:

#### Steals

Season:  
 Career: 1, vs. Wright St., 12/27/06

#### Minutes Played

Season: 2, three times  
 Career: 2, three times

### Top Career Scoring Games

1. 2 vs. Southern, 11/30/07

### Sophomore Season (2007-08)

Much to crowd's delight got first college points against Southern (11/30) at the buzzer ... Saw first action against Nicholls State (11/29) ... Scored two points in final two minutes of exhibition, his first points scored on the LSU court.


### Terrebonne's Game-by-Game Statistics

#### 2007-08

| OPPONENT          | MIN | FG  | 3FG | FT  | REB | PF/D | A | TO | BLK | STL | PTS |
|-------------------|-----|-----|-----|-----|-----|------|---|----|-----|-----|-----|
| Southeastern La.  | DNP |     |     |     |     |      |   |    |     |     |     |
| McNeese State     | DNP |     |     |     |     |      |   |    |     |     |     |
| Oklahoma State    | DNP |     |     |     |     |      |   |    |     |     |     |
| Chaminade         | DNP |     |     |     |     |      |   |    |     |     |     |
| Arizona State     | DNP |     |     |     |     |      |   |    |     |     |     |
| Nicholls State    | 2   | 0-0 | 0-0 | 0-0 | 0   | 0-0  | 0 | 1  | 0   | 0   | 0   |
| Southern          | 2   | 1-3 | 0-0 | 0-0 | 0   | 0-0  | 2 | 0  | 0   | 0   | 2   |
| Villanova         | DNP |     |     |     |     |      |   |    |     |     |     |
| Northwestern St.  | 2   | 0-0 | 0-0 | 0-0 | 0   | 0-0  | 0 | 0  | 0   | 0   | 0   |
| Wichita State     | DNP |     |     |     |     |      |   |    |     |     |     |
| Oregon State      | DNP |     |     |     |     |      |   |    |     |     |     |
| Washington        | DNP |     |     |     |     |      |   |    |     |     |     |
| Tulane            | DNP |     |     |     |     |      |   |    |     |     |     |
| Texas A&M         | DNP |     |     |     |     |      |   |    |     |     |     |
| Mississippi St.   | DNP |     |     |     |     |      |   |    |     |     |     |
| Ole Miss          | DNP |     |     |     |     |      |   |    |     |     |     |
| Auburn            | DNP |     |     |     |     |      |   |    |     |     |     |
| Vanderbilt        | DNP |     |     |     |     |      |   |    |     |     |     |
| Arkansas          | DNP |     |     |     |     |      |   |    |     |     |     |
| Auburn            | DNP |     |     |     |     |      |   |    |     |     |     |
| Alabama           | DNP |     |     |     |     |      |   |    |     |     |     |
| Tennessee         | DNP |     |     |     |     |      |   |    |     |     |     |
| Florida           | DNP |     |     |     |     |      |   |    |     |     |     |
| Kentucky          | DNP |     |     |     |     |      |   |    |     |     |     |
| Arkansas          | DNP |     |     |     |     |      |   |    |     |     |     |
| Ole Miss          |     |     |     |     |     |      |   |    |     |     |     |
| South Carolina    |     |     |     |     |     |      |   |    |     |     |     |
| Georgia           |     |     |     |     |     |      |   |    |     |     |     |
| Alabama           |     |     |     |     |     |      |   |    |     |     |     |
| Mississippi State |     |     |     |     |     |      |   |    |     |     |     |

### Greg Terrebonne's Career Stats

| YEAR          | GP-GS      | MIN/AVG       | FG-FGA     | PCT.        | 3FG-FGA    | PCT.        | FT-FTA     | PCT.        | REB-AVG      | PF-FO      | AST      | TO       | BLK      | STL      | PTS-AVG.     |
|---------------|------------|---------------|------------|-------------|------------|-------------|------------|-------------|--------------|------------|----------|----------|----------|----------|--------------|
| 06-07         | 5-0        | 7/1.4         | 0-0        | .000        | 0-0        | .000        | 0-0        | .000        | 3-0.6        | 0-0        | 1        | 1        | 0        | 1        | 0-0.0        |
| 07-08         | 3-0        | 6/2.0         | 1-3        | .333        | 0-0        | .000        | 0-0        | .000        | 0-0.0        | 0-0        | 2        | 1        | 0        | 0        | 2-0.7        |
| <b>Totals</b> | <b>8-0</b> | <b>13/1.6</b> | <b>1-3</b> | <b>.333</b> | <b>0-0</b> | <b>.000</b> | <b>0-0</b> | <b>.000</b> | <b>3-0.4</b> | <b>0-0</b> | <b>3</b> | <b>2</b> | <b>0</b> | <b>1</b> | <b>2-0.3</b> |



# Bo Spencer

Guard • 6-1 • 180 • Freshman • HS • Baton Rouge, La. • Glen Oaks HS

# 11

## Top Performances

### Points

Season: 14, vs. Arizona St., 11/21/07  
 Career: 14, vs. Arizona St., 11/21/07

### Rebounds

Season: 4, vs. Nicholls St., 11/28/07  
 Career: 4, vs. Nicholls St., 11/28/07

### Field Goals Made

Season: 5, vs. Arizona St., 11/21/07  
 Career: 5, vs. Arizona St., 11/21/07

### 3 PT FG Made

Season: 4, vs. Arizona St., 11/21/07  
 Career: 4, vs. Arizona St., 11/21/07

### Free Throws Made

Season: 5, vs. NW State, 12/15/07  
 Career: 5, vs. NW State, 12/15/07

### Assists

Season: 6, vs. Southern, 11/30/07  
 Career: 6, vs. Southern, 11/30/07

### Blocks

Season: 1, vs. Chaminade, 11/20/07  
 Career: 1, vs. Chaminade, 11/20/07

### Steals

Season: 2, vs. NW State., 12/15/07  
 Career: 2, vs. NW State, 12/15/07

### Minutes Played

Season: 34, vs. Arizona St., 11/21/07  
 Career: 34, vs. Arizona St., 11/21/07

## Top Career Scoring Games

1. 14, vs. Arizona State, 11/21/07
2. 11, vs. Nicholls State, 11/28/07
2. 11, vs. Chaminade, 11/20/07
4. 10, vs. Okla. St., 11/19/07
5. 9, at Tulane, 1/2/08
5. 9, vs. Northwestern State, 12/15/07
7. 7, vs. SLU, 11/12/07
8. 5, at Villanova, 12/6/07
9. 4, at Vanderbilt, 1/19/08
9. 4, at Wichita State, 12/19/07

## Freshman Season (2007-08)

Played 17 minutes at Arkansas (2/20), with two assists, no turnovers ... Most minutes played since 21 in first Arkansas game ... Made third start against Arkansas (1/26) ... Had four points, two steals at Vandy (1/19) ... Made first LSU start against A&M (1/5) with four assists in 29 minutes ... Best game since hurting ankle with nine points in 24 minutes against Tulane (1/2) ... Only able to play three minutes against Oregon State (12/21) after spraining ankle in game at Wichita State (12/19) ... Failed to score against Southern (11/30), but had season best six assists, just two turnovers ... Fourth consecutive double figure game (11) against Nicholls (11/28) ... Season best 14 points against Arizona State (11/21) ... Spencer also had 11 against Chaminade (11/20) and 10 versus Oklahoma State (11/19) ... Spencer scored seven in opener vs. Southeastern (11/12) ... Spencer averaged 7.5 points per game in exhibitions, hitting 7-of-9 field goal attempts ... Averaged 8.7 points and 5.3 rebounds in the Canadian exhibition tour, hitting 50 percent from the field.


## Spencer's Game-by-Game Statistics

### 2007-08

| OPPONENT          | MIN | FG  | 3FG | FT  | REB | PF/D | A | TO | BLK | STL | PTS |
|-------------------|-----|-----|-----|-----|-----|------|---|----|-----|-----|-----|
| Southeastern La.  | 21  | 3-3 | 1-1 | 0-0 | 1   | 1/0  | 2 | 2  | 0   | 1   | 7   |
| McNeese State     | 12  | 0-0 | 0-0 | 2-2 | 1   | 0-0  | 0 | 1  | 0   | 0   | 2   |
| Oklahoma State    | 25  | 3-6 | 2-3 | 2-2 | 1   | 2-0  | 4 | 4  | 0   | 1   | 10  |
| Chaminade         | 23  | 4-6 | 3-5 | 0-0 | 3   | 2-0  | 2 | 2  | 1   | 0   | 11  |
| Arizona State     | 34  | 5-9 | 4-8 | 0-0 | 2   | 3-0  | 3 | 2  | 0   | 0   | 14  |
| Nicholls State    | 29  | 3-8 | 3-7 | 2-2 | 4   | 1-0  | 3 | 2  | 0   | 0   | 11  |
| Southern          | 26  | 0-3 | 0-3 | 0-0 | 1   | 3-0  | 6 | 2  | 0   | 1   | 0   |
| Villanova         | 21  | 1-4 | 1-4 | 2-3 | 1   | 3-0  | 3 | 1  | 0   | 0   | 5   |
| Northwestern St.  | 26  | 2-5 | 0-1 | 5-7 | 3   | 0-0  | 3 | 2  | 0   | 2   | 9   |
| Wichita State     | 20  | 1-5 | 1-4 | 1-2 | 1   | 1-0  | 0 | 1  | 0   | 1   | 4   |
| Oregon State      | 3   | 0-0 | 0-0 | 0-0 | 0   | 0-0  | 1 | 0  | 0   | 0   | 0   |
| Washington        | 19  | 0-2 | 0-1 | 0-0 | 1   | 2-0  | 0 | 2  | 0   | 1   | 0   |
| Tulane            | 24  | 3-9 | 2-5 | 1-2 | 3   | 3-0  | 2 | 1  | 0   | 1   | 9   |
| Texas A&M         | 29  | 1-5 | 0-2 | 0-0 | 1   | 0-0  | 4 | 2  | 0   | 0   | 2   |
| Mississippi St.   | 19  | 0-6 | 0-4 | 0-0 | 2   | 0-0  | 0 | 0  | 0   | 0   | 0   |
| Ole Miss          | 6   | 0-0 | 0-0 | 0-0 | 1   | 0-0  | 1 | 0  | 0   | 0   | 0   |
| Auburn            | 3   | 1-1 | 0-0 | 0-0 | 0   | 2-0  | 0 | 0  | 0   | 0   | 2   |
| Vanderbilt        | 12  | 2-4 | 0-0 | 0-0 | 1   | 1-0  | 0 | 1  | 0   | 2   | 4   |
| Arkansas          | 21  | 0-5 | 0-4 | 1-2 | 1   | 0-0  | 0 | 0  | 0   | 1   | 1   |
| Auburn            | 2   | 0-1 | 0-0 | 0-0 | 0   | 0-0  | 0 | 0  | 0   | 0   | 0   |
| Alabama           | 4   | 0-0 | 0-0 | 0-0 | 0   | 0-0  | 1 | 1  | 0   | 1   | 0   |
| Tennessee         | 6   | 0-2 | 0-2 | 0-0 | 3   | 0-0  | 0 | 0  | 0   | 0   | 0   |
| Florida           | 5   | 0-1 | 0-0 | 0-0 | 0   | 0-0  | 2 | 0  | 0   | 0   | 0   |
| Kentucky          | 5   | 0-0 | 0-0 | 0-0 | 0   | 2-0  | 0 | 0  | 0   | 0   | 0   |
| Arkansas          | 17  | 1-3 | 1-1 | 0-0 | 2   | 0-0  | 2 | 0  | 0   | 1   | 3   |
| Ole Miss          |     |     |     |     |     |      |   |    |     |     |     |
| South Carolina    |     |     |     |     |     |      |   |    |     |     |     |
| Georgia           |     |     |     |     |     |      |   |    |     |     |     |
| Alabama           |     |     |     |     |     |      |   |    |     |     |     |
| Mississippi State |     |     |     |     |     |      |   |    |     |     |     |

## Bo Spencer's Career Stats

| YEAR          | GP-GS       | MIN/AVG         | FG-FGA       | PCT.        | 3FG-FGA      | PCT.        | FT-FTA       | PCT.        | REB-AVG       | PF-FO       | AST       | TO        | BLK      | STL       | PTS-AVG.      |
|---------------|-------------|-----------------|--------------|-------------|--------------|-------------|--------------|-------------|---------------|-------------|-----------|-----------|----------|-----------|---------------|
| 07-08         | 25-3        | 412-16.5        | 30-88        | .341        | 18-55        | .327        | 16-22        | .727        | 33-1.3        | 26-0        | 39        | 26        | 1        | 13        | 94-3.8        |
| <b>Totals</b> | <b>25-3</b> | <b>412-16.5</b> | <b>30-88</b> | <b>.341</b> | <b>18-55</b> | <b>.327</b> | <b>16-22</b> | <b>.727</b> | <b>33-1.3</b> | <b>26-0</b> | <b>39</b> | <b>26</b> | <b>1</b> | <b>13</b> | <b>94-.38</b> |



# Terry Martin

Guard • 6-6 • 207 • Junior • 1VL • Monroe, La. • Texas Tech

# 13

## Top Performances

**Points**  
 Season: 19, at Tulane, 1/2/08  
 Career: 23, vs. Auburn, 1/13/07

**Rebounds**  
 Season: 7, twice  
 Career: 7, twice

**Field Goals Made**  
 Season: 7, at Tulane, 1/2/08  
 Career: 8, vs. Auburn, 1/13/07

**3 PT FG Made**  
 Season: 4, twice  
 Career: 5, twice

**Free Throws Made**  
 Season: 4, twice  
 Career: 4, four times

**Assists**  
 Season: 6, vs. Oregon St., 12/21/07  
 Career: 6, vs. Oregon St., 12/21/07

**Blocks**  
 Season: 3, vs. Chaminade, 11/20/07  
 Career: 3, vs. Chaminade, 11/20/07

**Steals**  
 Season: 1, six times  
 Career: 3, at Georgia, 1/2/07

**Minutes Played**  
 Season: 40, vs. Oregon St., 12/21/07  
 Career: 40, vs. Oregon St., 12/21/07

## Top Career Scoring Games

- 23 vs. Auburn, 1/1/307
- 19 at Tulane, 1/2/08
- 19 vs La. Tech, 12/23/06
- 18 at Arkansas, 2/20/08
- 18 vs. Florida, 2/24/07
- 16 at Kentucky, 2/20/07
- 16 at Georgia, 1,28,07
- 15 four times

## Junior Season (2007-08)

Just one point off best effort of the season with 19 points at Arkansas (2/20) as he returned to the starting lineup and played 30 minutes ... Second straight double figure scoring game with 12 vs. Kentucky (2/16) ... Ten points, including two treys, off the bench in the win at Florida (2/13) ... Back-to-back double figure games since December after 12 at Alabama (2/2) ... Back in double figures for the first time in seven games with 11 at Auburn (1/30) ... Stopped four game streak without a trey and scored seven points in 20 minutes at Vandy (1/19) ... Double figure scoring streak came to an end at A&M (1/5) with six points ... Maybe playing some of his best LSU basketball with seven straight in double figures with season high 19 against Tulane (1/2) ... Hit at least three treys in five of last six games ... Made it five straight double figure scoring games with 15 against Oregon State (12/21) ... Also played 40 minutes in a game for the first time in career and had six assists and no turnovers against the Beavers ... Extended his double figure scoring streak to four games at Wichita (12/19) ... Back-to-back season high in points after 15 against Northwestern State (12/15) ... Season high in three-pointers (4) and points (14) at Villanova (12/6) ... Third double figure game of 11 against Southern (11/30) ... 13 points against Chaminade with three treys (11/20) ... First double figure game of year with 11 vs. McNeese (11/14) ... Scored six in opener (11/12) ... Averaged 15 points for the exhibition games after hitting 5-of-10 three-point attempts in 17-point effort against EA Sports ... Had 13 points, 5 assists against Belhaven ... Just one turnover ... Played primarily at the point guard position in Canada ... Averaging 13.0 points and 5.3 assists in the three games.

## Martin's Game-by-Game Statistics

### 2007-08

| OPPONENT          | MIN | FG   | 3FG  | FT  | REB | PF/D | A | TO | BLK | STL | PTS |
|-------------------|-----|------|------|-----|-----|------|---|----|-----|-----|-----|
| Southeastern La.  | 31  | 2-7  | 0-2  | 2-2 | 4   | 3-0  | 3 | 2  | 0   | 1   | 6   |
| McNeese State     | 30  | 5-10 | 1-3  | 0-2 | 5   | 0-0  | 2 | 2  | 1   | 1   | 11  |
| Oklahoma State    | 24  | 2-9  | 1-6  | 0-0 | 6   | 3-0  | 0 | 2  | 0   | 0   | 5   |
| Chaminade         | 33  | 5-12 | 3-8  | 0-1 | 7   | 3-0  | 1 | 1  | 3   | 1   | 13  |
| Arizona State     | 27  | 1-8  | 1-7  | 0-0 | 2   | 2-0  | 3 | 3  | 0   | 0   | 3   |
| Nicholls State    | 21  | 2-4  | 0-1  | 0-0 | 2   | 2-0  | 1 | 3  | 1   | 0   | 4   |
| Southern          | 25  | 4-11 | 2-5  | 1-2 | 7   | 0-0  | 1 | 2  | 0   | 0   | 11  |
| Villanova         | 22  | 5-10 | 4-6  | 0-0 | 2   | 1-0  | 2 | 1  | 1   | 1   | 14  |
| Northwestern St.  | 29  | 5-11 | 3-6  | 2-2 | 3   | 2-0  | 4 | 2  | 0   | 0   | 15  |
| Wichita State     | 27  | 4-10 | 3-6  | 0-0 | 3   | 1-0  | 0 | 4  | 0   | 0   | 11  |
| Oregon State      | 40  | 5-18 | 3-11 | 2-2 | 2   | 2-0  | 6 | 0  | 1   | 0   | 15  |
| Washington        | 31  | 6-13 | 2-6  | 0-0 | 1   | 3-0  | 2 | 3  | 1   | 0   | 14  |
| Tulane            | 35  | 7-17 | 4-9  | 1-1 | 1   | 2-0  | 2 | 2  | 0   | 1   | 19  |
| Texas A&M         | 21  | 3-8  | 0-3  | 0-0 | 2   | 2-0  | 1 | 2  | 0   | 0   | 6   |
| Mississippi St.   | 26  | 2-11 | 0-4  | 0-0 | 1   | 2-0  | 2 | 0  | 0   | 0   | 4   |
| Ole Miss          | 24  | 1-8  | 0-4  | 0-0 | 2   | 1-0  | 1 | 1  | 0   | 0   | 2   |
| Auburn            | 18  | 0-3  | 0-2  | 0-0 | 1   | 5-1  | 1 | 0  | 0   | 1   | 0   |
| Vanderbilt        | 20  | 3-5  | 1-2  | 0-0 | 3   | 1-0  | 0 | 2  | 0   | 0   | 7   |
| Arkansas          | 19  | 1-9  | 0-6  | 0-0 | 1   | 0-0  | 1 | 1  | 0   | 0   | 2   |
| Auburn            | 25  | 4-7  | 2-5  | 1-2 | 1   | 0-0  | 1 | 0  | 0   | 0   | 11  |
| Alabama           | 26  | 3-7  | 2-5  | 4-4 | 4   | 4-0  | 4 | 1  | 0   | 0   | 12  |
| Tennessee         | 27  | 1-7  | 0-5  | 0-0 | 1   | 2-0  | 1 | 3  | 1   | 1   | 2   |
| Florida           | 15  | 4-8  | 2-4  | 0-0 | 0   | 0-0  | 0 | 2  | 0   | 0   | 10  |
| Kentucky          | 21  | 5-10 | 2-4  | 0-0 | 0   | 0-0  | 2 | 0  | 0   | 0   | 12  |
| Arkansas          | 30  | 6-13 | 2-6  | 4-5 | 5   | 2-0  | 1 | 3  | 0   | 0   | 18  |
| Ole Miss          |     |      |      |     |     |      |   |    |     |     |     |
| South Carolina    |     |      |      |     |     |      |   |    |     |     |     |
| Georgia           |     |      |      |     |     |      |   |    |     |     |     |
| Alabama           |     |      |      |     |     |      |   |    |     |     |     |
| Mississippi State |     |      |      |     |     |      |   |    |     |     |     |

## Terry Martin's Career Stats

| YEAR          | GP-GS        | MIN/AVG          | FG-FGA         | PCT.        | 3FG-FGA       | PCT.        | FT-FTA       | PCT.        | REB-AVG        | PF-FO       | AST       | TO        | BLK       | STL       | PTS-AVG.       |
|---------------|--------------|------------------|----------------|-------------|---------------|-------------|--------------|-------------|----------------|-------------|-----------|-----------|-----------|-----------|----------------|
| 06-07         | 24-16        | 701/29.2         | 93-227         | .410        | 52-134        | .388        | 15-26        | .577        | 67-2.8         | 37-1        | 35        | 43        | 6         | 11        | 253-10.5       |
| 07-08         | 25-17        | 647/25.9         | 86-236         | .364        | 38-126        | .302        | 17-23        | .739        | 66-2.6         | 43-1        | 43        | 42        | 9         | 7         | 227-9.1        |
| <b>Totals</b> | <b>49-33</b> | <b>1348/27.5</b> | <b>179-463</b> | <b>.387</b> | <b>90-260</b> | <b>.346</b> | <b>32-49</b> | <b>.653</b> | <b>133-2.7</b> | <b>80-2</b> | <b>77</b> | <b>85</b> | <b>15</b> | <b>18</b> | <b>480-9.8</b> |



# Garrett Temple

Guard • 6-6 • 195 • Junior • 2VL • Baton Rouge, La. • Univeristy HS

# 14

## Top Performances

**Points**  
 Season: 17, twice  
 Career: 18, at Tulane, 12/2/06

**Rebounds**  
 Season: 9, at Alabama, 2/2/08  
 Career: 9, at Alabama, 2/2/08

**Field Goals Made**  
 Season: 6, at Ole Miss, 1/12/08  
 Career: 7, vs. McNeese, 11/29/06

**3 PT FG Made**  
 Season: 4, at Ole Miss, 1/12/08  
 Career: 4, four times

**Free Throws Made**  
 Season: 8, vs. Auburn, 1/16/08  
 Career: 8, twice

**Assists**  
 Season: 7, twice  
 Career: 7, eight times

**Blocks**  
 Season: 3, at Villanova, 12/6/07  
 Career: 4, vs. Auburn, 1/13/07

**Steals**  
 Season: 3, six times  
 Career: 4, twice

**Minutes Played**  
 Season: 40, four times  
 Career: 45, vs. Texas, 12/10/06

## Top Career Scoring Games

1. 18 at Tulane, 12/2/06
2. 17 vs. Auburn, 1/16/08
2. 17 vs. Oklahoma State, 11/19/07
2. 17 vs. Florida, 2/24/07
2. 17 at Oregon State, 12/17/06
2. 17 vs. McNeese State, 11/29/06
7. 16 at Ole Miss, 1/12/08
7. 16 at Mississippi State, 2/3/07
7. 16 vs. Nicholls State, 11/17/06
10. 14 three times

## Junior Season (2007-08)

Practically willed the team to victory at Florida (2/13), coming off the floor with a blood all over his face after a fall cut his lip, only to return to lead stop a Florida rally ... Career high nine rebounds at Alabama (2/2) ... For the second time this season and eighth time in career, posted seven assists (just one turnover) in the win at Auburn (1/30) ... Also equaled career high in rebounds for the fifth time with eight ... Posted a third consecutive double figure scoring game at Vandy (1/19) ... Made 9-of-16 treys in last five games and had back-to-back double figure scoring games after 17 points vs. Auburn (1/16) ... Point total equaled season high from OSU game in Maui ... Moved back to point guard position and delivered with 16 points, with four treys at Ole Miss (1/12) ... First game at power forward because of injuries at A&M (1/5) ... For second straight game, hit two treys ... Hit two key treys against Tulane (1/2) to keep the Tigers in position late in the game ... Season high rebounds vs. Oregon State (12/21) ... Six assists at Villanova (12/6) ... Had 11 points and career equaling seven assists in loss at Arizona State ... Just one point off his career high with 17 against Oklahoma State (11/19) ... Came off the bench and had nine points in 30 minutes against McNeese (11/14) ... Failed to score in opener (11/12) ... Three points, four blocks in 19 minutes against Belhaven ... Temple did not play on the Canadian trip as he recovered from an ankle injury originally hurt on summer China trip and aggravated during a pickup game.

## Temple's Game-by-Game Statistics

### 2007-08

| OPPONENT          | MIN | FG   | 3FG | FT  | REB | PF/D | A | TO | BLK | STL | PTS |
|-------------------|-----|------|-----|-----|-----|------|---|----|-----|-----|-----|
| Southeastern La.  | 29  | 0-1  | 0-1 | 0-2 | 1   | 3-0  | 1 | 2  | 0   | 0   | 0   |
| McNeese State     | 30  | 3-4  | 0-1 | 3-4 | 2   | 2-0  | 2 | 0  | 2   | 1   | 9   |
| Oklahoma State    | 34  | 4-7  | 3-5 | 6-6 | 3   | 4-0  | 5 | 4  | 1   | 1   | 17  |
| Chaminade         | 35  | 3-7  | 1-3 | 2-4 | 4   | 2-0  | 4 | 2  | 1   | 3   | 9   |
| Arizona State     | 40  | 2-4  | 1-2 | 6-6 | 5   | 4-0  | 7 | 4  | 1   | 1   | 11  |
| Nicholls State    | 32  | 0-2  | 0-2 | 0-1 | 3   | 2-0  | 2 | 2  | 1   | 3   | 0   |
| Southern          | 24  | 1-2  | 0-1 | 1-2 | 4   | 3-0  | 3 | 1  | 0   | 1   | 3   |
| Villanova         | 39  | 2-6  | 1-4 | 3-4 | 3   | 3-0  | 6 | 4  | 3   | 3   | 8   |
| Northwestern St.  | 31  | 1-2  | 0-0 | 2-2 | 6   | 3-0  | 2 | 5  | 1   | 2   | 4   |
| Wichita State     | 31  | 3-7  | 0-4 | 0-0 | 2   | 3-0  | 2 | 1  | 1   | 0   | 6   |
| Oregon State      | 40  | 1-3  | 0-1 | 2-2 | 7   | 1-0  | 5 | 2  | 2   | 2   | 4   |
| Washington        | 32  | 0-3  | 0-1 | 0-0 | 3   | 2-0  | 5 | 4  | 1   | 0   | 0   |
| Tulane            | 33  | 2-2  | 2-2 | 0-0 | 4   | 1-0  | 2 | 2  | 0   | 0   | 6   |
| Texas A&M         | 32  | 3-4  | 2-2 | 0-0 | 3   | 5-1  | 2 | 3  | 1   | 0   | 8   |
| Mississippi St.   | 37  | 2-7  | 0-1 | 0-0 | 3   | 2-0  | 1 | 3  | 1   | 2   | 4   |
| -Ole Miss         | 35  | 6-11 | 4-8 | 0-0 | 6   | 3-0  | 3 | 1  | 1   | 1   | 16  |
| Auburn            | 40  | 4-7  | 1-3 | 8-9 | 5   | 2-0  | 4 | 1  | 0   | 1   | 17  |
| Vanderbilt        | 37  | 3-6  | 0-2 | 4-5 | 4   | 2-0  | 3 | 3  | 2   | 0   | 10  |
| Arkansas          | 25  | 1-6  | 0-2 | 0-0 | 3   | 4-0  | 4 | 2  | 0   | 1   | 2   |
| Auburn            | 39  | 0-4  | 0-3 | 1-2 | 8   | 3-0  | 7 | 1  | 0   | 0   | 1   |
| Alabama           | 40  | 2-6  | 1-2 | 2-2 | 9   | 2-0  | 5 | 5  | 0   | 3   | 7   |
| Tennessee         | 36  | 1-3  | 1-3 | 0-0 | 1   | 4-0  | 2 | 2  | 0   | 1   | 3   |
| Florida           | 34  | 3-6  | 1-3 | 3-4 | 2   | 2-0  | 5 | 2  | 0   | 2   | 10  |
| Kentucky          | 38  | 2-6  | 2-5 | 2-2 | 5   | 3-0  | 2 | 2  | 0   | 3   | 8   |
| Arkansas          | 40  | 2-8  | 0-2 | 4-6 | 7   | 3-0  | 6 | 3  | 0   | 3   | 8   |
| Ole Miss          |     |      |     |     |     |      |   |    |     |     |     |
| South Carolina    |     |      |     |     |     |      |   |    |     |     |     |
| Georgia           |     |      |     |     |     |      |   |    |     |     |     |
| Alabama           |     |      |     |     |     |      |   |    |     |     |     |
| Mississippi State |     |      |     |     |     |      |   |    |     |     |     |

## Garrett Temple's Career Stats

| YEAR          | GP-GS        | MIN/AVG          | FG-FGA         | PCT.        | 3FG-FGA       | PCT.        | FT-FTA         | PCT.        | REB-AVG        | PF-FO        | AST        | TO         | BLK       | STL        | PTS-AVG.       |
|---------------|--------------|------------------|----------------|-------------|---------------|-------------|----------------|-------------|----------------|--------------|------------|------------|-----------|------------|----------------|
| 05-06         | 36-35        | 1207/33.5        | 65-194         | .335        | 27-109        | .248        | 25-37          | .676        | 94-2.6         | 87-2         | 99         | 70         | 31        | 38         | 182-5.1        |
| 06-07         | 32-32        | 1099/34.3        | 91-230         | .396        | 35-130        | .269        | 57-70          | .814        | 118-3.7        | 79-1         | 138        | 83         | 34        | 52         | 274-8.6        |
| 07-08         | 25-23        | 863/34.5         | 51-124         | .411        | 20-63         | .317        | 49-63          | .778        | 103-4.1        | 68-1         | 90         | 61         | 19        | 34         | 171-6.8        |
| <b>Totals</b> | <b>93-90</b> | <b>3169/34.1</b> | <b>207-548</b> | <b>.378</b> | <b>82-302</b> | <b>.272</b> | <b>131-170</b> | <b>.771</b> | <b>315-3.4</b> | <b>234-4</b> | <b>327</b> | <b>214</b> | <b>84</b> | <b>124</b> | <b>627-6.7</b> |



# Garrett Green

Forward • 6-10 • 218 • Freshman • HS • Woodland Hills, Calif. • Taft HS

# 20

## Top Performances

### Points

Season: 6, vs. Oregon St., 12/21/07  
 Career: 6, vs. Oregon St., 12/21/07

### Rebounds

Season: 8, vs. Southern, 11/30/07  
 Career: 8, vs. Southern, 11/30/07

### Field Goals Made

Season: 2, five times  
 Career: 2, five times

### 3 PT FG Made

Season: 1, twice  
 Career: 1, twice

### Free Throws Made

Season: 1, three times  
 Career: 1, three times

### Assists

Season: 1, three times  
 Career: 1, three times

### Blocks

Season: 2, vs. Okla. St., 11/19/07  
 Career: 2, vs. Okla. St., 11/19/07

### Steals

Season: 1, vs. Okla. St., 11/19/07  
 Career: 1, vs. Okla. St., 11/19/07

### Minutes Played

Season: 22, at Texas A&M, 1/5/08  
 Career: 22, at Texas A&M, 1/5/08

## Top Career Scoring Games

1. 6 vs. Oregon State, 12/21/07
2. 4 at Texas A&M, 1/5/07
2. 4 vs. Washington, 12/29/07
2. 4 vs. Southern, 11/30/07
2. 4 vs. Nicholls State, 11/28/07
6. 3 vs. Tennessee, 2/9/08
6. 3 at Vanderbilt, 1/19/08
8. 2 five times

## Freshman Season (2007-08)

Saw his first action since the Arkansas game, hitting his second three-pointer of the year against Tennessee (2/9) ... Made his first career start at Ole Miss (1/12) ... Career night in minutes with 24 against A&M (1/5), scoring four points ... Scored 4 sporting new short hair cut against Washington (12/29) ... Played more minutes (18) at Wichita State, (12/19) Equaled career high in points and upped high in rebounds against Southern (11/30) ... Scored first field goal of career against Chaminade (11/20) ... Played 17 minutes on his first venture onto the court in Maui (11/19) ... Made his only field goal attempt against EA Sports ... Green was 1-of-4 with four points in 12 minutes against Belhaven ... Green did not play in Canada while the coaches were deciding on redshirt possibility for 2007-08.


## Green's Game-by-Game Statistics

### 2007-08

| OPPONENT          | MIN | FG  | 3FG | FT  | REB | PF/D | A | TO | BLK | STL | PTS |
|-------------------|-----|-----|-----|-----|-----|------|---|----|-----|-----|-----|
| Southeastern La.  | DNP |     |     |     |     |      |   |    |     |     |     |
| McNeese State     | DNP |     |     |     |     |      |   |    |     |     |     |
| Oklahoma State    | 17  | 0-1 | 0-0 | 1-2 | 2   | 5-1  | 1 | 2  | 2   | 1   | 1   |
| Chaminade         | 14  | 1-2 | 0-0 | 0-0 | 4   | 0-0  | 1 | 0  | 0   | 0   | 2   |
| Arizona State     | 7   | 1-1 | 0-0 | 0-0 | 0   | 4-0  | 0 | 0  | 0   | 0   | 2   |
| Nicholls State    | 7   | 2-3 | 0-0 | 0-1 | 5   | 0-0  | 0 | 2  | 0   | 0   | 4   |
| Southern          | 13  | 2-2 | 0-0 | 0-0 | 8   | 2-0  | 0 | 0  | 0   | 0   | 4   |
| Villanova         | 3   | 0-0 | 0-0 | 0-0 | 0   | 3-0  | 0 | 0  | 0   | 0   | 0   |
| Northwestern St.  | 11  | 1-3 | 0-0 | 0-0 | 1   | 1-0  | 0 | 2  | 0   | 0   | 2   |
| Wichita State     | 18  | 1-2 | 0-0 | 0-0 | 1   | 2-0  | 0 | 0  | 1   | 0   | 2   |
| Oregon State      | 16  | 2-4 | 1-1 | 1-2 | 1   | 2-0  | 0 | 0  | 0   | 0   | 6   |
| Washington        | 9   | 2-2 | 0-0 | 0-0 | 2   | 2-0  | 0 | 1  | 0   | 0   | 4   |
| Tulane            | 10  | 0-0 | 0-0 | 0-0 | 2   | 1-0  | 0 | 2  | 0   | 0   | 0   |
| Texas A&M         | 24  | 2-6 | 0-0 | 0-0 | 4   | 4-0  | 1 | 0  | 0   | 0   | 4   |
| Mississippi St.   | 12  | 1-2 | 0-0 | 0-0 | 0   | 1-0  | 0 | 0  | 0   | 0   | 2   |
| Ole Miss          | 13  | 1-4 | 0-1 | 0-0 | 1   | 3-0  | 0 | 0  | 0   | 0   | 2   |
| Auburn            | 5   | 0-1 | 0-0 | 0-0 | 0   | 1-0  | 0 | 1  | 0   | 0   | 0   |
| Vanderbilt        | 17  | 1-4 | 0-0 | 1-2 | 2   | 4-0  | 0 | 0  | 0   | 0   | 3   |
| Arkansas          | 4   | 0-0 | 0-0 | 0-0 | 1   | 1-0  | 0 | 0  | 0   | 0   | 0   |
| Auburn            | DNP |     |     |     |     |      |   |    |     |     |     |
| Alabama           | DNP |     |     |     |     |      |   |    |     |     |     |
| Tennessee         | 8   | 1-2 | 1-1 | 0-0 | 1   | 0-0  | 0 | 1  | 1   | 0   | 3   |
| Florida           | DNP |     |     |     |     |      |   |    |     |     |     |
| Kentucky          | 4   | 0-1 | 0-0 | 0-0 | 1   | 0-0  | 0 | 0  | 0   | 0   | 0   |
| Arkansas          | 6   | 0-0 | 0-0 | 0-0 | 0   | 3-0  | 0 | 0  | 0   | 0   | 0   |
| Ole Miss          |     |     |     |     |     |      |   |    |     |     |     |
| South Carolina    |     |     |     |     |     |      |   |    |     |     |     |
| Georgia           |     |     |     |     |     |      |   |    |     |     |     |
| Alabama           |     |     |     |     |     |      |   |    |     |     |     |
| Mississippi State |     |     |     |     |     |      |   |    |     |     |     |

## Garrett Green's Career Stats

| YEAR          | GP-GS       | MIN/AVG         | FG-FGA       | PCT.        | 3FG-FGA    | PCT.        | FT-FTA     | PCT.        | REB-AVG       | PF-FO       | AST      | TO        | BLK      | STL      | PTS-AVG.      |
|---------------|-------------|-----------------|--------------|-------------|------------|-------------|------------|-------------|---------------|-------------|----------|-----------|----------|----------|---------------|
| 07-08         | 20-1        | 218-10.9        | 18-40        | .450        | 2-3        | .667        | 3-7        | .429        | 36-1.8        | 39-1        | 3        | 11        | 4        | 1        | 41-2.1        |
| <b>Totals</b> | <b>20-1</b> | <b>218-10.9</b> | <b>18-40</b> | <b>.450</b> | <b>2-3</b> | <b>.667</b> | <b>3-7</b> | <b>.429</b> | <b>36-1.8</b> | <b>39-1</b> | <b>3</b> | <b>11</b> | <b>4</b> | <b>1</b> | <b>41-2.1</b> |



# Chris Johnson

Center • 6-11 • 205 • Junior • 2VL • Montross, Va. • Laurinburg (NC) Prep

# 21

## Top Performances

### Points

Season: 20, twice  
 Career: 20, twice

### Rebounds

Season: 11, vs. Chaminade, 11/20/07  
 Career: 11, vs. Chaminade, 11/20/07

### Field Goals Made

Season: 9, vs. Washington, 12/29/07  
 Career: 9, vs. Washington, 12/29/07

### 3 PT FG Made

Season: 3, at Oklahoma St., 11/19/08  
 Career: 3, at Oklahoma St., 11/19/08

### Free Throws Made

Season: 6, three times  
 Career: 6, three times

### Assists

Season: 3, twice  
 Career: 3, twice  
 Season: 6, vs. McNeese, 11/14/07  
 Career: 6, vs. McNeese, 11/14/07

### Steals

Season: 3, vs. NW St., 12/15/07  
 Career: 3, vs. NW St., 12/15/07

### Minutes Played

Season: 38, vs. Tennessee, 2/9/08  
 Career: 38, vs. Tennessee, 2/9/08

## Top Career Scoring Games

- 20 at Florida, 2/13/08
- 20 vs. Southern, 11/30/07
- 19 vs. Washington, 12/29/07
- 19 vs. Oklahoma State, 11/19/07
- 18 vs. Chaminade, 11/20/07
- 17 vs. Tennessee, 2/9/08
- 16 vs. Northwestern State, 12/15/07
- 16 vs. Nicholls State, 11/28/07
- 13 at Alabama, 2/2/08
- 13 vs. Alabama, 1/31/07

Jay Bilas' ESPN.com All-Maui Team, Nov. 21  
 LSU Athlete of the Week, Nov. 22

## Junior Season (2007-08)

Answers Tennessee game with a career high equaling 20 points in win at Florida (2/13) ... Best game since return, scoring 17 vs. Tennessee, hitting 8-of-15 shots (career minutes played 38)(2/9) ... Played 27 minutes off the bench at Alabama (2/2) and had his ninth double figure scoring game with 13 ... After two days of contact practice returned at Auburn (1/30) to play 24 minutes, scoring six points, with three rebounds and two blocks ... Suffered broken right hand early in second half against Tulane (1/2) ... Got scoring touch back in first half against Washington scoring 15 of his 19 points (12/29) ... Double figure scoring streak snapped at seven at Wichita (12/19) ... Scored in double figures in seventh straight game with 16 vs. Northwestern State (12/15) ... Made 18 straight free throws over four games before streak snapped on fifth attempt at Villanova (12/6) ... Career scoring night against Southern (11/30), for second straight game made all six free throw attempts ... Fourth straight double figure game against Nicholls State (11/29) ... Averaged 16 points for the three Maui games ... Back-to-back strong games with his first double-double against Chaminade (11/20) ... Had a career day, hitting three treys and scoring 19 points against Oklahoma State (11/19) ... Moved into the starting lineup against McNeese (11/14) with four points and six blocks ... Two points on a dunk in opener (11/12) ... Johnson averaged 9.3 points per game and 6.3 rebounds with seven blocks in the three-game exhibition tour of Canada

## Johnson's Game-by-Game Statistics 2007-08

| OPPONENT          | MIN | FG   | 3FG | FT  | REB | PF/D | A  | TO | BLK | STL | PTS |
|-------------------|-----|------|-----|-----|-----|------|----|----|-----|-----|-----|
| Southeastern La.  | 13  | 1-4  | 0-2 | 0-0 | 2   | 0-0  | 0  | 0  | 1   | 1   | 2   |
| McNeese State     | 26  | 2-4  | 0-1 | 0-0 | 3   | 3-0  | 1  | 2  | 6   | 0   | 4   |
| Oklahoma State    | 37  | 8-9  | 3-4 | 0-0 | 5   | 2-0  | 1  | 7  | 0   | 0   | 19  |
| Chaminade         | 34  | 8-15 | 0-1 | 2-3 | 11  | 1-0  | 1  | 1  | 3   | 1   | 18  |
| Arizona State     | 21  | 4-5  | 1-1 | 2-2 | 5   | 5-1  | 1  | 5  | 2   | 1   | 11  |
| Nicholls State    | 24  | 5-7  | 0-1 | 6-6 | 6   | 2-0  | 0  | 3  | 3   | 1   | 16  |
| Southern          | 26  | 7-10 | 0-0 | 6-6 | 5   | 1-0  | 0  | 2  | 2   | 1   | 20  |
| Villanova         | 32  | 3-5  | 0-2 | 5-6 | 4   | 2-0  | 0  | 3  | 3   | 1   | 11  |
| Northwestern St.  | 33  | 6-8  | 2-2 | 2-2 | 2   | 1-0  | 1  | 2  | 1   | 3   | 16  |
| Wichita State     | 29  | 2-7  | 0-0 | 0-0 | 7   | 1-0  | 0  | 2  | 1   | 0   | 4   |
| Oregon State      | 29  | 3-5  | 0-0 | 0-0 | 3   | 4-0  | 1  | 3  | 2   | 2   | 6   |
| Washington        | 36  | 9-12 | 1-1 | 0-0 | 9   | 3-0  | 0  | 1  | 2   | 1   | 19  |
| Tulane            | 15  | 1-4  | 0-1 | 1-2 | 1   | 2-0  | 0  | 3  | 1   | 1   | 3   |
| Texas A&M         | DNP | --   | --  | --  | --  | --   | -- | -- | --  | --  | --  |
| Mississippi St.   | DNP | --   | --  | --  | --  | --   | -- | -- | --  | --  | --  |
| Ole Miss          | DNP | --   | --  | --  | --  | --   | -- | -- | --  | --  | --  |
| Auburn            | DNP | --   | --  | --  | --  | --   | -- | -- | --  | --  | --  |
| Vanderbilt        | DNP | --   | --  | --  | --  | --   | -- | -- | --  | --  | --  |
| Arkansas          | DNP | --   | --  | --  | --  | --   | -- | -- | --  | --  | --  |
| Auburn            | 24  | 3-9  | 0-1 | 0-0 | 3   | 1-0  | 0  | 1  | 2   | 0   | 6   |
| Alabama           | 27  | 3-7  | 1-3 | 6-6 | 4   | 4-0  | 0  | 0  | 1   | 0   | 13  |
| Tennessee         | 38  | 8-15 | 0-4 | 1-1 | 8   | 2-0  | 1  | 3  | 4   | 1   | 17  |
| Florida           | 34  | 8-11 | 2-5 | 1-1 | 6   | 3-0  | 3  | 2  | 4   | 1   | 20  |
| Kentucky          | 32  | 2-9  | 0-3 | 0-0 | 4   | 3-0  | 1  | 2  | 1   | 0   | 4   |
| Arkansas          | 32  | 3-11 | 1-4 | 2-4 | 7   | 5-1  | 3  | 4  | 0   | 0   | 9   |
| Ole Miss          |     |      |     |     |     |      |    |    |     |     |     |
| South Carolina    |     |      |     |     |     |      |    |    |     |     |     |
| Georgia           |     |      |     |     |     |      |    |    |     |     |     |
| Alabama           |     |      |     |     |     |      |    |    |     |     |     |
| Mississippi State |     |      |     |     |     |      |    |    |     |     |     |

## Chris Johnson's Career Stats

| YEAR          | GP-GS        | MIN/AVG         | FG-FGA         | PCT.        | 3FG-FGA      | PCT.        | FT-FTA       | PCT.        | REB-AVG        | PF-FO       | AST       | TO        | BLK       | STL       | PTS-AVG.       |
|---------------|--------------|-----------------|----------------|-------------|--------------|-------------|--------------|-------------|----------------|-------------|-----------|-----------|-----------|-----------|----------------|
| 05-06         | 10-0         | 43/4.3          | 6-18           | .333        | 0-6          | .000        | 1-2          | .500        | 7-0.7          | 2-0         | 3         | 6         | 3         | 2         | 13-1.3         |
| 06-07         | 18-2         | 122/6.8         | 24-43          | .558        | 3-6          | .500        | 7-11         | .636        | 29-1.6         | 19-0        | 3         | 8         | 12        | 2         | 58-3.2         |
| 07-08         | 19-16        | 542/28.5        | 86-157         | .548        | 11-36        | .306        | 34-39        | .872        | 95-5.0         | 45-2        | 14        | 46        | 39        | 15        | 217-11.4       |
| <b>Totals</b> | <b>47-18</b> | <b>707-15.0</b> | <b>116-218</b> | <b>.532</b> | <b>14-48</b> | <b>.292</b> | <b>42-52</b> | <b>.808</b> | <b>131-2.8</b> | <b>66-2</b> | <b>20</b> | <b>60</b> | <b>54</b> | <b>19</b> | <b>288-6.1</b> |



# Alex Farrer

Guard • 6-5 • 200 • Sophomore • 1VL • Phoenix, Ariz. • St. Mary's HS

# 30

## Top Performances

### Points

Season: 11, vs. Arkansas, 1/26/08  
 Career: 11, vs. Arkansas, 1/26/08

### Rebounds

Season: 5, vs. Auburn, 1/16/08  
 Career: 5, vs. Auburn, 1/16/08

### Field Goals Made

Season: 4, at Auburn, 1/16/08  
 Career: 4, at Auburn, 1/16/08

### 3 PT FG Made

Season: 1, five times  
 Career: 1, nine times

### Free Throws Made

Season: 4, at Florida, 2/13/08  
 Career: 4, at Florida, 2/13/08

### Assists

Season: 6, at Florida, 2/13/08  
 Career: 6, at Florida, 2/13/08

### Blocks

Season: 1, vs. Kentucky, 2/16/08  
 Career: 1, vs. Kentucky, 2/16/08

### Steals

Season: 4, vs. Tennessee, 2/9/08  
 Career: 4, vs. Tennessee, 2/9/08

### Minutes Played

Season: 34, vs. Auburn, 1/16/08  
 Career: 34, vs. Auburn, 1/16/08

## Top Career Scoring Games

1. 11 vs. Arkansas, 1/26/08
2. 8 vs. Auburn, 1/16/08
3. 7 at Vanderbilt, 1/19/08
4. 6 vs. Kentucky, 2/16/08
5. 5 at Arkansas, 2/20/08
5. 5 at Texas A&M, 1/5/07
5. 5 vs. McNeese State, 11/29/06
5. 5 vs. Nicholls State, 11/17/06
9. 4 at Florida, 2/13/08
9. 4 vs. Arizona State, 11/21/07

## Sophomore Season (2007-08)

Scored six points in 21 minutes against Kentucky (2/16) ... Had six assists and no turnovers in 30 minutes in win at Florida (2/13) ... Returned to starting lineup at Auburn (1/30) ... Came off the bench to play 22 minutes with a career scoring high of 11 points vs. Arkansas (1/26) ... Second start at Vandy, played 20 minutes with seven points ... Made his first career start, had career high eight points, three assists in 34 minutes against Auburn (1/16) ... Played 18 minutes and was in the game at crunch time at Ole Miss (1/12) ... Posted points for the fourth time at Wichita (12/19) ... Came in for first time in Chaminade game (11/20), took a blow to the nose, came down and got an assist before going to the bench for treatment ... Farr failed to score in either exhibition contest ... Started one game in Canada, averaged 4.3 points per game and hit three treys.


## Farrer's Game-by-Game Statistics

### 2007-08

| OPPONENT          | MIN | FG   | 3FG | FT  | REB | PF/D | A | TO | BLK | STL | PTS |
|-------------------|-----|------|-----|-----|-----|------|---|----|-----|-----|-----|
| Southeastern La.  | DNP |      |     |     |     |      |   |    |     |     |     |
| McNeese State     | DNP |      |     |     |     |      |   |    |     |     |     |
| Oklahoma State    | DNP |      |     |     |     |      |   |    |     |     |     |
| Chaminade         | 0+  | 0-0  | 0-0 | 0-0 | 0   | 0-0  | 1 | 0  | 0   | 0   | 0   |
| Arizona State     | 22  | 1-2  | 1-1 | 1-2 | 1   | 1-0  | 2 | 1  | 0   | 0   | 4   |
| Nicholls State    | 8   | 0-0  | 0-0 | 1-2 | 1   | 1-0  | 1 | 2  | 0   | 0   | 1   |
| Southern          | 2   | 0-0  | 0-0 | 0-0 | 0   | 0-0  | 0 | 0  | 0   | 0   | 0   |
| Villanova         | DNP |      |     |     |     |      |   |    |     |     |     |
| Northwestern St.  | 8   | 0-0  | 0-0 | 1-2 | 2   | 0-0  | 0 | 1  | 0   | 0   | 1   |
| Wichita State     | 9   | 1-1  | 0-0 | 0-0 | 0   | 0-0  | 1 | 0  | 0   | 0   | 2   |
| Oregon State      | 7   | 0-0  | 0-0 | 2-2 | 2   | 0-0  | 1 | 0  | 0   | 0   | 2   |
| Washington        | 4   | 0-0  | 0-0 | 0-2 | 0   | 0-0  | 0 | 0  | 0   | 0   | 0   |
| Tulane            | 2   | 0-1  | 0-1 | 0-0 | 0   | 0-0  | 0 | 0  | 0   | 0   | 0   |
| Texas A&M         | 20  | 2-6  | 1-3 | 0-0 | 1   | 3-0  | 1 | 1  | 0   | 2   | 5   |
| Mississippi St.   | 15  | 0-4  | 0-2 | 0-0 | 4   | 1-0  | 1 | 1  | 0   | 0   | 0   |
| Ole Miss          | 18  | 0-0  | 0-0 | 1-2 | 0   | 3-0  | 1 | 1  | 0   | 2   | 1   |
| Auburn            | 34  | 4-7  | 0-3 | 0-0 | 5   | 1-0  | 3 | 1  | 0   | 0   | 8   |
| Vanderbilt        | 20  | 3-5  | 1-3 | 0-0 | 1   | 4-0  | 0 | 2  | 0   | 1   | 20  |
| Arkansas          | 22  | 5-10 | 1-4 | 0-0 | 3   | 2-0  | 2 | 3  | 0   | 1   | 11  |
| Auburn            | 20  | 1-2  | 0-1 | 0-0 | 1   | 2-0  | 2 | 1  | 0   | 0   | 2   |
| Alabama           | 24  | 1-3  | 1-1 | 0-0 | 1   | 2-0  | 0 | 0  | 0   | 0   | 3   |
| Tennessee         | 23  | 1-2  | 0-0 | 0-0 | 3   | 2-0  | 1 | 3  | 0   | 4   | 2   |
| Florida           | 30  | 0-2  | 0-1 | 4-4 | 2   | 3-0  | 6 | 0  | 0   | 1   | 4   |
| Kentucky          | 21  | 3-6  | 0-2 | 0-0 | 2   | 1-0  | 1 | 0  | 1   | 0   | 6   |
| Arkansas          | 29  | 2-4  | 0-0 | 1-4 | 3   | 1-0  | 2 | 2  | 0   | 1   | 5   |
| Ole Miss          |     |      |     |     |     |      |   |    |     |     |     |
| South Carolina    |     |      |     |     |     |      |   |    |     |     |     |
| Georgia           |     |      |     |     |     |      |   |    |     |     |     |
| Alabama           |     |      |     |     |     |      |   |    |     |     |     |
| Mississippi State |     |      |     |     |     |      |   |    |     |     |     |

## Alex Farrer's Career Stats

| YEAR          | GP-GS       | MIN/AVG         | FG-FGA       | PCT.        | 3FG-FGA     | PCT.        | FT-FTA       | PCT.        | REB.-AVG      | PF-FO       | AST       | TO        | BLK      | STL       | PTS-AVG.      |
|---------------|-------------|-----------------|--------------|-------------|-------------|-------------|--------------|-------------|---------------|-------------|-----------|-----------|----------|-----------|---------------|
| 06-07         | 14-0        | 86/6.1          | 5-23         | .217        | 4-20        | .200        | 4-6          | .667        | 14-1.0        | 7-0         | 6         | 5         | 2        | 0         | 18-1.3        |
| 07-08         | 21-8        | 347/16.5        | 24-56        | .429        | 5-23        | .217        | 11-20        | .550        | 34-1.6        | 28-0        | 26        | 20        | 1        | 12        | 64-3.0        |
| <b>Totals</b> | <b>35-8</b> | <b>433/12.4</b> | <b>29-79</b> | <b>.367</b> | <b>9-43</b> | <b>.209</b> | <b>15-26</b> | <b>.577</b> | <b>48-1.4</b> | <b>35-0</b> | <b>32</b> | <b>25</b> | <b>3</b> | <b>12</b> | <b>82-2.3</b> |



# Quintin Thornton

Forward • 6-8 • 230 • Junior • JC • Orlando, Fla. • Odessa College

# 32

### Top Performances

Season: 7, at Ole Miss, 1/12/08  
 Career: 7, at Ole Miss, 1/12/08

### Rebounds

Season: 9, vs. Arkansas, 1/29/08  
 Career: 9, vs. Arkansas, 1/29/08

### Field Goals Made

Season: 3, at Ole Miss, 1/12/08  
 Career: 3, at Ole Miss, 1/12/08

### 3 PT FG Made

Season:  
 Career:

### Free Throws Made

Season: 2, at Auburn, 1/30/08  
 Career: 2, at Auburn, 1/30/08

### Assists

Season: 3, at Auburn, 1/30/08  
 Career: 3, at Auburn, 1/30/08

### Blocks

Season: 1, twice  
 Career: 1, twice

### Steals

Season: 1, at Ole Miss, 1/12/08  
 Career: 1, at Ole Miss, 1/12/08

### Minutes Played

Season: 36, vs. Arkansas, 1/26/08  
 Career: 36, vs. Arkansas, 1/26/08

### Top Career Scoring Games

1. 7 at Ole Miss, 1/12/08
2. 4 at Vanderbilt, 1/19/08
3. 2 at Alabama, 2/2/08
3. 2 at Auburn, 1/30/08
3. 2 vs. Arkansas, 1/26/08
6. 1 vs. Auburn, 1/16/08

### Junior Season (2007-08)

Started five games against Auburn (1/16), at Vanderbilt (1/19), Arkansas (1/26), at Auburn (1/30) and at Alabama (2/2) ... Showed the potential the coaches saw in Canada in his first extensive minutes, scoring 7 points with 8 boards in 27 minutes at nationally-ranked Ole Miss (1/12) ... Returned to practice Jan. 8, played for first time at LSU on Jan. 9 ... Injured early in practice, needing surgery on right pectoral muscle ... Possibly a medical redshirt ... Averaged 12.7 minutes a game and 2.7 points and 4.0 rebounds in Canadian tour.

### Thornton's Game-by-Game Statistics

#### 2007-08

| OPPONENT          | MIN        | FG  | 3FG | FT  | REB | PF/D | A | TO | BLK | STL | PTS |
|-------------------|------------|-----|-----|-----|-----|------|---|----|-----|-----|-----|
| Southeastern La.  | DNP-Injury |     |     |     |     |      |   |    |     |     |     |
| McNeese State     | DNP-Injury |     |     |     |     |      |   |    |     |     |     |
| Oklahoma State    | DNP-Injury |     |     |     |     |      |   |    |     |     |     |
| Chaminade         | DNP-injury |     |     |     |     |      |   |    |     |     |     |
| Arizona State     | DNP-injury |     |     |     |     |      |   |    |     |     |     |
| Nicholls State    | DNP-injury |     |     |     |     |      |   |    |     |     |     |
| Southern          | DNP-injury |     |     |     |     |      |   |    |     |     |     |
| Villanova         | DNP-injury |     |     |     |     |      |   |    |     |     |     |
| Northwestern St.  | DNP-injury |     |     |     |     |      |   |    |     |     |     |
| Wichita State     | DNP-injury |     |     |     |     |      |   |    |     |     |     |
| Oregon State      | DNP-injury |     |     |     |     |      |   |    |     |     |     |
| Washington        | DNP-injury |     |     |     |     |      |   |    |     |     |     |
| Tulane            | DNP-injury |     |     |     |     |      |   |    |     |     |     |
| Texas A&M         | DNP-injury |     |     |     |     |      |   |    |     |     |     |
| Mississippi St.   | 3          | 0-0 | 0-0 | 0-0 | 0   | 1-0  | 0 | 0  | 0   | 0   | 0   |
| Ole Miss          | 27         | 3-4 | 0-0 | 1-2 | 8   | 4-0  | 2 | 1  | 0   | 1   | 7   |
| Auburn            | 30         | 0-0 | 0-0 | 1-2 | 2   | 4-0  | 0 | 2  | 0   | 0   | 1   |
| Vanderbilt        | 19         | 2-2 | 0-0 | 0-0 | 0   | 4-0  | 0 | 0  | 0   | 0   | 4   |
| Arkansas          | 36         | 1-3 | 0-0 | 0-0 | 9   | 4-0  | 1 | 0  | 0   | 0   | 2   |
| Auburn            | 20         | 0-0 | 0-0 | 2-2 | 0   | 2-0  | 3 | 1  | 1   | 0   | 2   |
| Alabama           | 9          | 1-1 | 0-0 | 0-0 | 1   | 2-0  | 0 | 0  | 0   | 0   | 2   |
| Tennessee         | 4          | 0-0 | 0-0 | 0-0 | 1   | 1-0  | 0 | 1  | 1   | 0   | 0   |
| Florida           | 9          | 0-0 | 0-0 | 0-0 | 0   | 1-0  | 1 | 0  | 0   | 0   | 0   |
| Kentucky          | 5          | 0-0 | 0-0 | 0-0 | 0   | 1-0  | 0 | 1  | 0   | 0   | 0   |
| Arkansas          | 6          | 0-1 | 0-0 | 0-0 | 1   | 1-0  | 0 | 0  | 0   | 0   | 0   |
| Ole Miss          |            |     |     |     |     |      |   |    |     |     |     |
| South Carolina    |            |     |     |     |     |      |   |    |     |     |     |
| Georgia           |            |     |     |     |     |      |   |    |     |     |     |
| Alabama           |            |     |     |     |     |      |   |    |     |     |     |
| Mississippi State |            |     |     |     |     |      |   |    |     |     |     |

### Quintin Thornton's Career Stats

| YEAR          | GP-GS       | MIN/AVG         | FG-FGA      | PCT.        | 3FG-FGA    | PCT.        | FT-FTA     | PCT.        | REB.-AVG      | PF-FO       | AST      | TO       | BLK      | STL      | PTS-AVG.      |
|---------------|-------------|-----------------|-------------|-------------|------------|-------------|------------|-------------|---------------|-------------|----------|----------|----------|----------|---------------|
| 07-08         | 11-5        | 168-15.3        | 7-11        | .636        | 0-0        | .000        | 4-6        | .667        | 22-2.0        | 25-0        | 7        | 6        | 2        | 1        | 18-1.6        |
| <b>Totals</b> | <b>11-5</b> | <b>168-15.3</b> | <b>7-11</b> | <b>.636</b> | <b>0-0</b> | <b>.000</b> | <b>4-6</b> | <b>.667</b> | <b>22-2.0</b> | <b>25-0</b> | <b>7</b> | <b>6</b> | <b>2</b> | <b>1</b> | <b>18-1.6</b> |



## Previous Game Boxscores

### Game 3 -- Oklahoma State 83, LSU 77 (First-Round EA Sports Maui Invitational) 11-19-07 12 p.m. at Lahaina Civic Center, Maui, Hawaii

#### Game 1 -- LSU 72, Southeastern Louisiana 62

11/12/07 7:00 pm at Maravich Center (Baton Rouge, LA)

##### Southeastern Louisiana 1-1

| Player               | fg-a  | 3fg-a | ft-a | reb | pf | tp | a | to | blk | s | min |
|----------------------|-------|-------|------|-----|----|----|---|----|-----|---|-----|
| Span, Warrell, f     | 6-13  | 0-1   | 2-2  | 4   | 3  | 14 | 1 | 1  | 0   | 1 | 27  |
| Green, Kevyn, f      | 4-14  | 1-5   | 0-0  | 4   | 3  | 9  | 0 | 2  | 0   | 0 | 30  |
| Nance, Tavaris, f    | 4-9   | 0-2   | 3-6  | 3   | 5  | 11 | 4 | 1  | 0   | 3 | 35  |
| Sullivan, Patrick, c | 5-10  | 0-0   | 0-2  | 14  | 3  | 10 | 1 | 6  | 1   | 0 | 29  |
| Nicks, Dekyron, g    | 3-8   | 2-6   | 3-4  | 1   | 4  | 11 | 0 | 1  | 0   | 2 | 37  |
| Dunbar, Jeremy       | 2-4   | 1-3   | 0-0  | 0   | 0  | 5  | 0 | 1  | 0   | 0 | 16  |
| Arnold, Daryl        | 1-3   | 0-2   | 0-0  | 3   | 0  | 2  | 0 | 1  | 0   | 1 | 12  |
| Ndombu, David        | 0-2   | 0-0   | 0-0  | 7   | 2  | 0  | 0 | 1  | 0   | 0 | 11  |
| Austin, Howard       | 0-0   | 0-0   | 0-0  | 0   | 0  | 0  | 0 | 1  | 0   | 0 | 3   |
| TEAM                 |       |       |      | 2   |    |    |   | 1  |     |   |     |
| Totals.....          | 25-63 | 4-19  | 8-14 | 38  | 20 | 62 | 6 | 16 | 1   | 7 | 200 |

|                  |                              |                              |                    |             |
|------------------|------------------------------|------------------------------|--------------------|-------------|
| <b>TOTAL FG%</b> | <b>1st Half: 12-37 32.4%</b> | <b>2nd Half: 13-26 50.0%</b> | <b>Game: 39.7%</b> | <b>DB</b>   |
| <b>3-Pt. FG%</b> | <b>1st Half: 2-8 25.0%</b>   | <b>2nd Half: 2-11 18.2%</b>  | <b>Game: 21.1%</b> | <b>REB.</b> |
| <b>F Throw %</b> | <b>1st Half: 4-8 50.0%</b>   | <b>2nd Half: 4-6 66.7%</b>   | <b>Game: 57.1%</b> | <b>4</b>    |

##### LSU 1-0

| Player              | fg-a  | 3fg-a | ft-a  | reb | pf | tp | a  | to | blk | s  | min |
|---------------------|-------|-------|-------|-----|----|----|----|----|-----|----|-----|
| Mitchell, Tasmin, f | 3-6   | 0-1   | 0-0   | 2   | 4  | 6  | 3  | 3  | 1   | 2  | 24  |
| Randolph, A., f     | 7-11  | 1-2   | 4-6   | 13  | 2  | 19 | 2  | 2  | 6   | 4  | 33  |
| Thornton, M. g      | 8-14  | 4-7   | 7-9   | 2   | 0  | 27 | 2  | 2  | 0   | 2  | 34  |
| Martin, Terry, g    | 2-7   | 0-2   | 2-2   | 4   | 3  | 6  | 3  | 2  | 0   | 1  | 31  |
| Temple, Garrett, g  | 0-1   | 0-1   | 0-2   | 1   | 3  | 0  | 1  | 2  | 0   | 0  | 29  |
| Mason, Dameon       | 2-5   | 0-0   | 1-1   | 1   | 1  | 5  | 0  | 1  | 0   | 0  | 15  |
| Spencer, Bo         | 3-3   | 1-1   | 0-0   | 1   | 1  | 7  | 2  | 2  | 0   | 1  | 21  |
| Johnson, Chris      | 1-4   | 0-2   | 0-0   | 2   | 0  | 2  | 0  | 0  | 1   | 1  | 13  |
| TEAM                |       |       |       | 3   |    |    |    | 1  |     |    |     |
| Totals.....         | 26-51 | 6-16  | 14-20 | 29  | 15 | 72 | 13 | 14 | 8   | 11 | 200 |

|                  |                              |                              |                    |             |
|------------------|------------------------------|------------------------------|--------------------|-------------|
| <b>TOTAL FG%</b> | <b>1st Half: 12-27 44.4%</b> | <b>2nd Half: 14-24 58.3%</b> | <b>Game: 51.0%</b> | <b>DB</b>   |
| <b>3-Pt. FG%</b> | <b>1st Half: 3-9 33.3%</b>   | <b>2nd Half: 3-7 42.9%</b>   | <b>Game: 37.5%</b> | <b>REB.</b> |
| <b>F Throw %</b> | <b>1st Half: 3-3 100%</b>    | <b>2nd Half: 11-17 64.7%</b> | <b>Game: 70.0%</b> | <b>4</b>    |

Officials: Ed Corbett, Bert Smith, Michael Stephens

Technical fouls: Southeastern Louisiana-None. LSU-TEAM.

Attendance: 8171

##### Score by Periods

|                        | 1st | 2nd | Total |
|------------------------|-----|-----|-------|
| Southeastern Louisiana | 30  | 32  | 62    |
| LSU                    | 30  | 42  | 72    |

#### Game 2 -- LSU 76, McNeese State 72

11/14/07 7:00 pm at Maravich Center (Baton Rouge, LA)

##### McNeese State 0-2

| Player             | fg-a  | 3fg-a | ft-a | reb | pf | tp | a  | to | blk | s | min |
|--------------------|-------|-------|------|-----|----|----|----|----|-----|---|-----|
| Lawrence, Rorey, f | 2-7   | 1-4   | 0-0  | 4   | 2  | 5  | 2  | 3  | 1   | 4 | 34  |
| Bradley, Jarvis, f | 4-8   | 0-0   | 0-0  | 3   | 5  | 8  | 0  | 2  | 0   | 0 | 25  |
| Penn, Kleon, f     | 3-5   | 0-0   | 0-0  | 3   | 2  | 6  | 1  | 0  | 4   | 2 | 25  |
| Pichon, John, f    | 3-9   | 1-2   | 0-0  | 6   | 5  | 7  | 2  | 3  | 0   | 0 | 21  |
| Ford, John, g      | 8-13  | 5-6   | 0-0  | 3   | 2  | 21 | 5  | 1  | 0   | 0 | 37  |
| Kapelan, Diego     | 5-13  | 5-10  | 0-0  | 3   | 0  | 15 | 0  | 0  | 0   | 0 | 25  |
| Martin, Stephan    | 0-1   | 0-0   | 0-0  | 1   | 0  | 0  | 0  | 0  | 0   | 0 | 3   |
| Collins, C.J.      | 0-0   | 0-0   | 0-0  | 0   | 1  | 0  | 0  | 0  | 0   | 0 | 4   |
| Wardell, Aldryan   | 3-6   | 0-0   | 4-4  | 4   | 5  | 10 | 0  | 4  | 0   | 1 | 21  |
| Robinson, Anthony  | 0-1   | 0-1   | 0-0  | 0   | 0  | 0  | 0  | 0  | 0   | 0 | 2   |
| Alawoya, P.J.      | 1-1   | 0-0   | 0-0  | 1   | 0  | 2  | 0  | 0  | 0   | 0 | 3   |
| David, Preston     | 0-0   | 0-0   | 0-0  | 0   | 0  | 0  | 0  | 0  | 0   | 0 | 0+  |
| TEAM               |       |       |      | 3   |    |    |    | 1  |     |   |     |
| Totals.....        | 29-64 | 12-23 | 4-6  | 31  | 22 | 74 | 10 | 14 | 5   | 7 | 200 |

|                  |                              |                              |                    |             |
|------------------|------------------------------|------------------------------|--------------------|-------------|
| <b>TOTAL FG%</b> | <b>1st Half: 12-31 38.7%</b> | <b>2nd Half: 17-33 51.5%</b> | <b>Game: 45.3%</b> | <b>DB</b>   |
| <b>3-Pt. FG%</b> | <b>1st Half: 6-12 50.0%</b>  | <b>2nd Half: 6-11 54.5%</b>  | <b>Game: 52.2%</b> | <b>Reb.</b> |
| <b>F Throw %</b> | <b>1st Half: 2-4 50.0%</b>   | <b>2nd Half: 2-2 100%</b>    | <b>Game: 66.7%</b> | <b>1</b>    |

##### LSU 2-0

| Player              | fg-a  | 3fg-a | ft-a  | reb | pf | tp | a  | to | blk | s | min |
|---------------------|-------|-------|-------|-----|----|----|----|----|-----|---|-----|
| Mitchell, Tasmin, f | 4-13  | 0-4   | 8-10  | 14  | 2  | 16 | 3  | 4  | 0   | 4 | 36  |
| Randolph, A. f      | 5-9   | 0-1   | 2-4   | 7   | 3  | 12 | 3  | 2  | 1   | 2 | 29  |
| Johnson, Chris c    | 2-4   | 0-1   | 0-0   | 3   | 3  | 4  | 1  | 2  | 6   | 0 | 26  |
| Thornton, M. g      | 8-16  | 2-8   | 6-7   | 3   | 1  | 24 | 2  | 3  | 1   | 1 | 37  |
| Martin, Terry g     | 5-10  | 1-3   | 0-2   | 5   | 0  | 11 | 2  | 2  | 1   | 1 | 30  |
| Spencer, Bo         | 0-0   | 0-0   | 2-2   | 1   | 0  | 2  | 0  | 1  | 0   | 0 | 12  |
| Temple, Garrett     | 3-4   | 0-1   | 3-4   | 2   | 2  | 9  | 2  | 0  | 2   | 1 | 30  |
| TEAM                |       |       |       | 3   |    |    |    |    |     |   |     |
| Totals.....         | 27-56 | 3-18  | 21-29 | 38  | 11 | 78 | 13 | 14 | 11  | 9 | 200 |

|                  |                              |                              |                    |             |
|------------------|------------------------------|------------------------------|--------------------|-------------|
| <b>TOTAL FG%</b> | <b>1st Half: 11-25 44.0%</b> | <b>2nd Half: 16-31 51.6%</b> | <b>Game: 48.2%</b> | <b>DB</b>   |
| <b>3-Pt. FG%</b> | <b>1st Half: 0-8 0.0%</b>    | <b>2nd Half: 3-10 30.0%</b>  | <b>Game: 16.7%</b> | <b>REB.</b> |
| <b>F Throw %</b> | <b>1st Half: 10-12 83.3%</b> | <b>2nd Half: 11-17 64.7%</b> | <b>Game: 72.4%</b> | <b>4</b>    |

Officials: Tony Greene, Bruce Benedict, Antinio Petty

Technical fouls: McNeese State-Bradley, Jarvis. LSU-Mitchell, Tasmin.

Attendance: 7891

##### Score by Periods

|               | 1st | 2nd | Total |
|---------------|-----|-----|-------|
| McNeese State | 32  | 42  | 74    |
| LSU           | 32  | 46  | 78    |

##### LSU 2-1

| Player             | fg-a  | 3fg-a | ft-a  | reb | pf | tp | a  | to | blk | s | min |
|--------------------|-------|-------|-------|-----|----|----|----|----|-----|---|-----|
| Mitchell, Tasmin f | 0-2   | 0-0   | 0-0   | 1   | 2  | 0  | 0  | 2  | 0   | 1 | 6   |
| Randolph, A. f     | 2-5   | 0-1   | 1-2   | 5   | 4  | 5  | 2  | 5  | 3   | 0 | 26  |
| Johnson, Chris, c  | 8-9   | 3-4   | 0-0   | 5   | 2  | 19 | 1  | 7  | 0   | 0 | 37  |
| Thornton, M. g     | 6-14  | 2-6   | 6-6   | 3   | 3  | 20 | 1  | 0  | 1   | 1 | 31  |
| Martin, Terry, g   | 2-9   | 1-6   | 0-0   | 6   | 3  | 5  | 0  | 2  | 0   | 0 | 24  |
| Spencer, Bo        | 3-6   | 2-3   | 2-2   | 1   | 2  | 10 | 4  | 4  | 0   | 1 | 25  |
| Temple, Garrett    | 4-7   | 3-5   | 6-6   | 3   | 4  | 17 | 5  | 4  | 1   | 1 | 34  |
| Green, Garrett     | 0-1   | 0-0   | 1-2   | 2   | 5  | 1  | 1  | 2  | 2   | 1 | 17  |
| TEAM               |       |       |       | 5   |    |    |    |    |     |   |     |
| Totals.....        | 25-53 | 11-25 | 16-18 | 31  | 25 | 77 | 14 | 26 | 7   | 5 | 200 |

|                  |                             |                              |                    |            |
|------------------|-----------------------------|------------------------------|--------------------|------------|
| <b>TOTAL FG%</b> | <b>1st Half: 7-23 30.4%</b> | <b>2nd Half: 18-30 60.0%</b> | <b>Game: 47.2%</b> | <b>DB</b>  |
| <b>3-Pt. FG%</b> | <b>1st Half: 3-10 30.0%</b> | <b>2nd Half: 8-15 53.3%</b>  | <b>Game: 44.0%</b> | <b>REB</b> |
| <b>F Throw %</b> | <b>1st Half: 7-8 87.5%</b>  | <b>2nd Half: 9-10 90.0%</b>  | <b>Game: 88.9%</b> | <b>0</b>   |

##### OKLAHOMA STATE 2-1

| Player            | fg-a  | 3fg-a | ft-a  | reb | pf | tp | a  | to | blk | s  | min |
|-------------------|-------|-------|-------|-----|----|----|----|----|-----|----|-----|
| Dove, Marcus f    | 5-9   | 2-3   | 0-0   | 5   | 3  | 12 | 2  | 2  | 1   | 1  | 39  |
| Thomas, I. f      | 6-9   | 2-3   | 1-1   | 3   | 5  | 15 | 0  | 4  | 1   | 1  | 22  |
| Harris, Terrell f | 6-11  | 3-4   | 9-10  | 7   | 2  | 24 | 1  | 1  | 0   | 4  | 36  |
| Muonelo, Obi, g   | 1-5   | 0-3   | 0-0   | 2   | 2  | 2  | 4  | 6  | 0   | 3  | 29  |
| Anderson, James g | 8-16  | 2-7   | 7-9   | 3   | 1  | 25 | 2  | 1  | 1   | 2  | 35  |
| Eaton, Byron      | 0-2   | 0-0   | 2-2   | 3   | 4  | 2  | 3  | 3  | 0   | 1  | 17  |
| Brown, Anthony    | 1-3   | 0-0   | 0-0   | 3   | 4  | 2  | 0  | 0  | 0   | 0  | 10  |
| Adams, Martavius  | 0-3   | 0-0   | 0-0   | 2   | 0  | 0  | 0  | 0  | 0   | 0  | 8   |
| Sidorakis, Nick   | 0-0   | 0-0   | 0-0   | 0   | 0  | 0  | 0  | 1  | 0   | 0  | 3   |
| Moses, Marshall   | 0-0   | 0-0   | 1-2   | 1   | 0  | 1  | 0  | 0  | 0   | 0  | 1   |
| TEAM              |       |       |       | 3   |    |    |    |    |     |    |     |
| Totals.....       | 27-58 | 9-20  | 20-24 | 32  | 21 | 83 | 12 | 18 | 3   | 12 | 200 |

|                  |                              |                              |                    |            |
|------------------|------------------------------|------------------------------|--------------------|------------|
| <b>TOTAL FG%</b> | <b>1st Half: 16-34 47.1%</b> | <b>2nd Half: 11-24 45.8%</b> | <b>Game: 46.6%</b> | <b>DB</b>  |
| <b>3-Pt. FG%</b> | <b>1st Half: 5-11 45.5%</b>  | <b>2nd Half: 4-9 44.4%</b>   | <b>Game: 45.0%</b> | <b>REB</b> |
| <b>F Throw %</b> | <b>1st Half: 5-8 62.5%</b>   | <b>2nd Half: 15-16 93.8%</b> | <b>Game: 83.3%</b> | <b>2</b>   |

Officials: Ed Hightower, Terry Wymer, John Hughes

Technical fouls: Louisiana State-None. OKLAHOMA STATE-None.

Attendance: 2500

##### Score by Periods

|                | 1st | 2nd | Total |
|----------------|-----|-----|-------|
| LSU            | 24  | 53  | 77    |
| OKLAHOMA STATE | 42  | 41  | 83    |

#### Game 4 -- LSU 78, Chaminade 72 (Consolation Semifinals -- EA Sports Maui Invitational)

11-20-07 8:30 a.m. at Lahaina Civic Center, Maui, Hawaii

##### LSU 3-1

| Player             | fg-a  | 3fg-a | ft-a | reb | pf | tp | a  | to | blk | s | min |
|--------------------|-------|-------|------|-----|----|----|----|----|-----|---|-----|
| Randolph, A. f     | 9-14  | 0-0   | 3-4  | 9   | 2  | 21 | 2  | 4  | 2   | 1 | 32  |
| Johnson, Chris, c  | 8-15  | 0-1   | 2-3  | 11  | 1  | 18 | 1  | 1  | 3   | 1 | 34  |
| Thornton, M. g     | 2-12  | 0-4   | 0-2  | 2   | 3  | 4  | 0  | 1  | 1   | 2 | 29  |
| Martin, Terry, g   | 5-12  | 3-8   | 0-1  | 7   | 3  | 13 | 1  | 1  | 3   | 1 | 33  |
| Temple, Garrett, g | 3-7   | 1-3   | 2-4  | 4   | 2  | 9  | 4  | 2  | 1   | 3 | 35  |
| Spencer, Bo        | 4-6   | 4-6   | 0-0  | 3   | 2  | 11 | 2  | 2  | 1   | 0 | 23  |
| Green, Garrett     | 1-2   | 0-0   | 0-0  | 4   | 0  | 2  | 1  | 0  | 0   | 0 | 14  |
| Farrer, Alex       | 0-0   | 0-0   | 0-0  | 0   | 0  | 0  | 1  | 0  | 0   | 0 | 0+  |
| TEAM               |       |       |      | 1   |    |    |    |    |     |   |     |
| Totals.....        | 32-68 | 7-21  | 7-14 | 41  | 13 | 78 | 12 | 11 | 11  | 8 | 200 |

**Game 5 -- Arizona State 87, LSU 84 (OT) (5th place game -- EA Sports Maui Invitational)  
11-21-07 9 a.m. at Lahaina Civic Center, Maui, Hawaii**

| LSU 3-2            |       |       |       |     |    |    |    |    |     |   |     |  |
|--------------------|-------|-------|-------|-----|----|----|----|----|-----|---|-----|--|
| Player             | fg-a  | 3fg-a | ft-a  | reb | pf | tp | a  | to | blk | s | min |  |
| Randolph, A. f     | 8-14  | 0-2   | 5-6   | 7   | 2  | 21 | 1  | 0  | 2   | 1 | 34  |  |
| Johnson, Chris c   | 4-5   | 1-1   | 2-2   | 5   | 5  | 11 | 1  | 5  | 2   | 1 | 21  |  |
| Thornton, M. g     | 7-19  | 4-12  | 0-0   | 12  | 4  | 18 | 1  | 5  | 0   | 1 | 40  |  |
| Martin, Terry g    | 1-8   | 1-7   | 0-0   | 2   | 2  | 3  | 3  | 3  | 0   | 0 | 27  |  |
| Temple, Garrett, g | 2-4   | 1-2   | 6-6   | 5   | 4  | 11 | 7  | 4  | 1   | 1 | 40- |  |
| Spencer, Bo        | 5-9   | 4-8   | 0-0   | 2   | 3  | 14 | 3  | 2  | 0   | 0 | 34  |  |
| Green, Garrett     | 1-1   | 0-0   | 0-0   | 0   | 4  | 2  | 0  | 0  | 0   | 0 | 7   |  |
| Farrer, Alex       | 1-2   | 1-1   | 1-2   | 1   | 1  | 4  | 2  | 1  | 0   | 0 | 22  |  |
| TEAM               |       |       |       | 3   |    |    |    |    |     |   |     |  |
| Totals.....        | 29-62 | 12-33 | 14-16 | 37  | 25 | 84 | 18 | 20 | 5   | 4 | 225 |  |

**TOTAL FG%** 1st Half: 14-32 43.8% 2nd Half: 13-25 52.0% **Game: 46.8%** **DB**  
**3-Pt. FG%** 1st Half: 6-20 30.0% 2nd Half: 5-11 45.5% **Game: 36.4%** **REB.**  
**F Throw %** 1st Half: 6-6 100% 2nd Half: 7-8 87.5% **Game: 87.5%** **0**

| Arizona State 2-1 |       |       |       |     |    |    |    |    |     |   |     |  |
|-------------------|-------|-------|-------|-----|----|----|----|----|-----|---|-----|--|
| Player            | fg-a  | 3fg-a | ft-a  | reb | pf | tp | a  | to | blk | s | min |  |
| Pendergraph, J. f | 11-15 | 0-0   | 3-5   | 10  | 3  | 25 | 1  | 3  | 1   | 1 | 34  |  |
| Abbott, Ty, g     | 2-9   | 1-6   | 0-0   | 5   | 4  | 5  | 3  | 0  | 0   | 1 | 31  |  |
| McMillan, J. g    | 0-1   | 0-0   | 0-0   | 0   | 2  | 0  | 5  | 2  | 0   | 0 | 12  |  |
| Harden, James, g  | 6-16  | 0-3   | 11-14 | 6   | 3  | 23 | 3  | 1  | 2   | 2 | 37  |  |
| Shipp, Jerren, g  | 1-5   | 1-4   | 1-2   | 4   | 2  | 4  | 0  | 1  | 0   | 1 | 39  |  |
| Atuahene, Antwi   | 1-1   | 1-1   | 0-0   | 2   | 0  | 3  | 0  | 1  | 0   | 1 | 11  |  |
| Boateng, Eric     | 4-5   | 0-0   | 1-4   | 3   | 2  | 9  | 0  | 2  | 1   | 0 | 10  |  |
| Glasser, Derek    | 2-3   | 0-1   | 3-4   | 1   | 0  | 7  | 3  | 2  | 0   | 2 | 33  |  |
| Polk, Christian   | 4-7   | 3-6   | 0-0   | 2   | 2  | 11 | 0  | 2  | 0   | 1 | 18  |  |
| TEAM              |       |       |       | 1   |    |    |    |    |     |   |     |  |
| Totals.....       | 31-62 | 6-21  | 19-29 | 34  | 18 | 87 | 15 | 14 | 4   | 9 | 225 |  |

**TOTAL FG%** 1st Half: 16-29 55.2% 2nd Half: 13-27 48.1% **Game: 50.0%** **DB**  
**3-Pt. FG%** 1st Half: 6-13 46.2% 2nd Half: 0-7 0.0% **Game: 28.6%** **REB.**  
**F Throw %** 1st Half: 5-9 55.6% 2nd Half: 9-14 64.3% **Game: 65.5%** **5**

Officials: Mark Whitehead, John Hughes, Kevin Brill  
 Technical fouls: Louisiana State-None. ARIZONA STATE-None.  
 Attendance: 2500  
**Score by Periods**

|                 | 1st | 2nd | OT | Total |
|-----------------|-----|-----|----|-------|
| Louisiana State | 40  | 38  | 6  | 84    |
| ARIZONA STATE   | 43  | 35  | 9  | 87    |

**Game 6 -- LSU 68, Nicholls State 41  
11/28/07 7:00 pm at Maravich Center (Baton Rouge, LA)**

| Nicholls State 1-6 |       |       |      |     |    |    |    |    |     |    |     |  |
|--------------------|-------|-------|------|-----|----|----|----|----|-----|----|-----|--|
| Player             | fg-a  | 3fg-a | ft-a | reb | pf | tp | a  | to | blk | s  | min |  |
| Bathie, Ryan, f    | 4-9   | 2-6   | 1-3  | 3   | 2  | 11 | 2  | 2  | 0   | 1  | 31  |  |
| Czepil, Michael, g | 4-11  | 2-8   | 0-0  | 3   | 3  | 10 | 2  | 1  | 0   | 4  | 35  |  |
| Payne, Justin, g   | 3-7   | 1-2   | 1-2  | 3   | 2  | 8  | 1  | 2  | 0   | 0  | 24  |  |
| Friend, Dominic, g | 0-6   | 0-2   | 0-0  | 2   | 2  | 0  | 2  | 7  | 0   | 1  | 23  |  |
| Gray, Adonis,      | 1-5   | 0-0   | 1-2  | 5   | 1  | 3  | 1  | 3  | 0   | 2  | 21  |  |
| Boyce, Mitch       | 1-2   | 0-0   | 0-2  | 1   | 1  | 2  | 1  | 0  | 0   | 0  | 7   |  |
| Shanks, Reggie     | 1-2   | 0-0   | 0-0  | 1   | 0  | 2  | 0  | 0  | 0   | 0  | 4   |  |
| Verner, Gil        | 1-4   | 0-3   | 0-0  | 2   | 2  | 2  | 0  | 1  | 0   | 2  | 15  |  |
| Carter, Kellan     | 1-1   | 0-0   | 0-1  | 3   | 3  | 2  | 0  | 0  | 0   | 4  | 19  |  |
| Bose, Anatoly      | 0-5   | 0-3   | 1-2  | 2   | 0  | 1  | 1  | 2  | 0   | 0  | 17  |  |
| Paige, Chris       | 0-1   | 0-0   | 0-2  | 0   | 0  | 0  | 0  | 1  | 0   | 0  | 4   |  |
| TEAM               |       |       |      | 3   |    |    |    |    |     |    |     |  |
| Totals.....        | 16-53 | 5-24  | 4-14 | 28  | 16 | 41 | 10 | 19 | 0   | 14 | 200 |  |

**TOTAL FG%** 1st Half: 7-22 31.8% 2nd Half: 9-31 29.0% **Game: 30.2%** **DB**  
**3-Pt. FG%** 1st Half: 4-11 36.4% 2nd Half: 1-13 7.7% **Game: 20.8%** **REB.**  
**F Throw %** 1st Half: 1-7 14.3% 2nd Half: 3-7 42.9% **Game: 28.6%** **5**

| LSU 4-2           |       |       |       |     |    |    |    |    |     |   |     |  |
|-------------------|-------|-------|-------|-----|----|----|----|----|-----|---|-----|--|
| Player            | fg-a  | 3fg-a | ft-a  | reb | pf | tp | a  | to | blk | s | min |  |
| Randolph, A. f    | 3-6   | 0-1   | 0-0   | 7   | 2  | 6  | 1  | 2  | 3   | 3 | 21  |  |
| Johnson, Chris c  | 5-7   | 0-1   | 6-6   | 6   | 2  | 16 | 0  | 3  | 3   | 1 | 24  |  |
| Thornton, M. g    | 9-15  | 4-8   | 2-3   | 6   | 1  | 24 | 1  | 2  | 1   | 0 | 35  |  |
| Martin, Terry g   | 2-4   | 0-1   | 0-0   | 2   | 2  | 4  | 1  | 3  | 1   | 0 | 21  |  |
| Temple, Garrett g | 0-2   | 0-2   | 0-1   | 3   | 2  | 0  | 2  | 2  | 1   | 3 | 32  |  |
| Mason, Dameon     | 1-3   | 0-0   | 0-0   | 4   | 2  | 2  | 1  | 2  | 0   | 0 | 21  |  |
| Terrebonne, Greg  | 0-0   | 0-0   | 0-0   | 0   | 0  | 0  | 0  | 1  | 0   | 0 | 2   |  |
| Spencer, Bo       | 3-8   | 3-7   | 2-2   | 4   | 1  | 11 | 3  | 2  | 0   | 0 | 29  |  |
| Green, Garrett    | 2-3   | 0-0   | 0-1   | 5   | 0  | 4  | 0  | 2  | 0   | 0 | 7   |  |
| Farrer, Alex      | 0-0   | 0-0   | 1-2   | 1   | 1  | 1  | 1  | 2  | 0   | 0 | 8   |  |
| TEAM              |       |       |       | 1   |    |    |    |    |     |   |     |  |
| Totals.....       | 25-48 | 7-20  | 11-15 | 39  | 13 | 68 | 10 | 21 | 9   | 7 | 200 |  |

**TOTAL FG%** 1st Half: 11-22 50.0% 2nd Half: 14-26 53.8% **Game: 52.1%** **DB**  
**3-Pt. FG%** 1st Half: 3-9 33.3% 2nd Half: 4-11 36.4% **Game: 35.0%** **REB.**  
**F Throw %** 1st Half: 6-8 75.0% 2nd Half: 5-7 71.4% **Game: 73.3%** **2**

Officials: Tony Greene, JB Caldwell, Mike Roberts  
 Technical fouls: Nicholls State-None. LSU-None.  
 Attendance: 7704  
**Score by Periods**

|                | 1st | 2nd | Total |
|----------------|-----|-----|-------|
| Nicholls State | 19  | 22  | 41    |
| LSU            | 31  | 37  | 68    |

**Game 7 -- LSU 88, Southern 45  
11/30/07 7:00 pm at PMAC, Baton Rouge, LA**

| Southern University 1-4 |       |       |       |     |    |    |   |    |     |   |     |  |
|-------------------------|-------|-------|-------|-----|----|----|---|----|-----|---|-----|--|
| Player                  | fg-a  | 3fg-a | ft-a  | reb | pf | tp | a | to | blk | s | min |  |
| DAVIS,Chris *           | 3-14  | 0-5   | 3-4   | 6   | 0  | 9  | 0 | 1  | 0   | 3 | 27  |  |
| HOLLIDAY,Joe *          | 0-6   | 0-4   | 0-0   | 2   | 0  | 0  | 1 | 1  | 0   | 1 | 26  |  |
| GUILLORY,Geri *         | 1-3   | 1-2   | 2-2   | 1   | 1  | 5  | 1 | 4  | 0   | 0 | 25  |  |
| JACK,Joseph *           | 1-6   | 0-1   | 1-2   | 3   | 2  | 3  | 0 | 1  | 1   | 1 | 19  |  |
| HONORE',Barry *         | 6-15  | 1-3   | 1-1   | 9   | 3  | 14 | 0 | 2  | 1   | 1 | 29  |  |
| WHITE,Brandon           | 0-0   | 0-0   | 1-2   | 2   | 0  | 1  | 1 | 0  | 0   | 1 | 4   |  |
| EKWEQZOR,Chike          | 0-0   | 0-0   | 0-4   | 0   | 1  | 0  | 0 | 0  | 2   | 0 | 11  |  |
| WILEY,Steffon           | 1-4   | 0-1   | 1-2   | 2   | 2  | 3  | 0 | 2  | 0   | 2 | 16  |  |
| INGRAM,Julius           | 1-3   | 0-0   | 1-2   | 1   | 0  | 3  | 0 | 0  | 0   | 0 | 8   |  |
| WILLIAMS,Jazz           | 1-4   | 1-3   | 0-0   | 1   | 0  | 3  | 0 | 1  | 0   | 0 | 14  |  |
| BYARS,Brandon           | 0-0   | 0-0   | 0-0   | 0   | 1  | 0  | 0 | 1  | 0   | 0 | 3   |  |
| SCOTT,Douglas           | 1-5   | 0-0   | 0-0   | 2   | 1  | 2  | 1 | 1  | 0   | 0 | 8   |  |
| DAVIS,Andre'            | 1-5   | 0-0   | 0-0   | 2   | 3  | 2  | 0 | 0  | 0   | 0 | 10  |  |
| TEAM                    |       |       |       | 4   |    |    |   |    |     |   |     |  |
| Totals.....             | 16-65 | 3-19  | 10-19 | 35  | 14 | 45 | 4 | 14 | 4   | 9 | 200 |  |

**TOTAL FG%** 1st Half: 8-31 25.8% 2nd Half: 8-34 23.5% **Game: 24.6%** **DB**  
**3-Pt. FG%** 1st Half: 2-11 18.2% 2nd Half: 1-8 12.5% **Game: 15.8%** **REB.**  
**F Throw %** 1st Half: 3-6 50.0% 2nd Half: 7-13 53.8% **Game: 52.6%** **4**

| LSU 5-2           |       |       |       |     |    |    |    |    |     |   |     |  |
|-------------------|-------|-------|-------|-----|----|----|----|----|-----|---|-----|--|
| Player            | fg-a  | 3fg-a | ft-a  | reb | pf | tp | a  | to | blk | s | min |  |
| Randolph, A. f    | 10-14 | 1-2   | 3-5   | 11  | 1  | 24 | 1  | 3  | 5   | 0 | 26  |  |
| Johnson, Chris c  | 7-10  | 0-0   | 6-6   | 5   | 1  | 20 | 0  | 2  | 2   | 1 | 26  |  |
| Thornton, M. g    | 9-15  | 4-7   | 0-0   | 7   | 1  | 22 | 3  | 1  | 0   | 4 | 32  |  |
| Martin, Terry g   | 4-11  | 2-5   | 1-2   | 7   | 0  | 11 | 1  | 2  | 0   | 0 | 25  |  |
| Temple, Garrett g | 1-2   | 0-1   | 1-2   | 4   | 3  | 3  | 3  | 1  | 0   | 1 | 24  |  |
| Mason, Dameon     | 1-4   | 0-0   | 0-0   | 4   | 4  | 2  | 2  | 0  | 0   | 1 | 15  |  |
| Terrebonne, Greg  | 1-3   | 0-0   | 0-0   | 0   | 0  | 2  | 2  | 0  | 0   | 0 | 2   |  |
| Spencer, Bo       | 0-3   | 0-3   | 0-0   | 1   | 3  | 0  | 6  | 2  | 0   | 1 | 26  |  |
| Green, Garrett    | 2-2   | 0-0   | 0-0   | 8   | 2  | 4  | 0  | 0  | 0   | 0 | 13  |  |
| Farrer, Alex      | 0-1   | 0-1   | 0-0   | 2   | 1  | 0  | 0  | 1  | 0   | 0 | 12  |  |
| TEAM              |       |       |       | 3   |    |    |    |    |     |   |     |  |
| Totals.....       | 35-65 | 7-19  | 11-15 | 51  | 16 | 88 | 18 | 12 | 7   | 8 | 200 |  |

**TOTAL FG%** 1st Half: 14-34 41.2% 2nd Half: 21-31 67.7% **Game: 53.8%** **DB**  
**3-Pt. FG%** 1st Half: 2-11 18.2% 2nd Half: 5-8 62.5% **Game: 36.8%** **REB.**  
**F Throw %** 1st Half: 1-1 100% 2nd Half: 10-14 71.4% **Game: 73.3%** **2**

Officials: CC- Anthony Jordan; R1-Antinio Petty, R2-Patrick Evans  
 Technical fouls: Southern University-None. LSU-None.  
 Attendance: 7719  
**Score by Periods**

|                     | 1st | 2nd | Total |
|---------------------|-----|-----|-------|
| Southern University | 21  | 24  | 45    |
| LSU                 | 31  | 57  | 88    |

**Game 8 -- Villanova 68, LSU 67 (Pizza Hut Big East/SEC Invitational)  
12/06/07 9:30 PM at Wachovia Center (Villanova, Pa.)**

| Louisiana State (5-3) |       |       |       |     |    |    |    |    |     |   |     |  |
|-----------------------|-------|-------|-------|-----|----|----|----|----|-----|---|-----|--|
| Player                | fg-a  | 3fg-a | ft-a  | reb | pf | tp | a  | to | blk | s | min |  |
| Randolph, A. f        | 5-10  | 0-1   | 2-3   | 6   | 5  | 12 | 1  | 4  | 4   | 1 | 27  |  |
| Temple, Garrett g     | 2-6   | 1-4   | 3-4   | 3   | 3  | 8  | 6  | 4  | 3   | 3 | 39  |  |
| Johnson, Chris c      | 3-5   | 0-2   | 5-6   | 4   | 2  | 11 | 0  | 3  | 3   | 1 | 32  |  |
| Thornton, M. g        | 6-15  | 1-6   | 2-2   | 13  | 3  | 15 | 2  | 2  | 0   | 1 | 38  |  |
| Martin, Terry g       | 5-10  | 4-6   | 0-0   | 2   | 1  | 14 | 2  | 1  | 1   | 1 | 22  |  |
| Mason, Dameon         | 0-2   | 0-0   | 2-7   | 3   | 3  | 2  | 0  | 0  | 3   | 0 | 18  |  |
| Spencer, Bo           | 1-4   | 1-4   | 2-3   | 1   | 3  | 5  | 3  | 1  | 0   | 0 | 21  |  |
| Green, Garrett        | 0-0   | 0-0   | 0-0   | 0   | 3  | 0  | 0  | 0  | 0   | 0 | 3   |  |
| TEAM                  |       |       |       | 7   |    |    |    |    |     |   |     |  |
| Totals.....           | 22-52 | 7-23  | 16-25 | 39  | 23 | 67 | 14 | 16 | 14  | 7 | 200 |  |

**TOTAL FG%** 1st Half: 11-26 42.3% 2nd Half: 11-26 42.3% **Game: 42.3%** **DB**  
**3-Pt. FG%** 1st Half: 5-13 38.5% 2nd Half: 2-10 20.0% **Game: 30.4%** **REB.**  
**F Throw %** 1st Half: 8-10 80.0% 2nd Half: 8-15 53.3% **Game: 64.0%** **4**

| Villanova (6-1) |       |       |      |     |    |    |   |    |     |   |     |  |
|-----------------|-------|-------|------|-----|----|----|---|----|-----|---|-----|--|
| Player          | fg-a  | 3fg-a | ft-a | reb | pf | tp | a | to | blk | s | min |  |
| PENA, Antonio f | 0-1   | 0-1   | 4-6  | 0   | 3  | 4  | 0 | 2  | 0   | 0 | 12  |  |
| CLARK, Shane f  | 3-5   | 0-1   | 0-0  | 8   | 4  | 6  | 0 | 4  | 1   | 0 | 32  |  |
| CUNNINGHAM, f   | 5-12  | 0-0   | 6-8  | 12  | 2  | 16 | 1 | 4  | 3   | 2 | 34  |  |
| REYNOLDS, S. g  | 1-8   | 0-1   | 2-6  | 8   | 1  | 4  | 3 | 4  | 0   | 3 | 34  |  |
| REDDING, R. g   | 3-12  | 0-0   | 2-4  | 7   | 3  | 8  | 0 | 0  | 0   | 2 | 32  |  |
| GRANT, Malcolm  | 3-7   | 3-4   | 9-10 | 0   | 2  | 18 | 2 | 1  | 0   | 1 | 16  |  |
| DRUMMOND, C.    | 5-7   | 0-0   | 0-0  | 5   | 2  | 10 | 0 | 1  | 0   | 1 | 14  |  |
| FISHER, Corey   | 1-8   | 0-1   | 0-0  | 1   | 0  | 2  | 3 | 1  | 0   | 0 | 17  |  |
| STOKES, Corey   | 0-1   | 0-1   | 0-0  | 1   | 1  | 0  | 1 | 0  | 0   | 0 | 9   |  |
| TEAM            |       |       |      | 1   |    |    |   |    |     |   |     |  |
| Totals.....     | 21-62 | 3-9   |      |     |    |    |   |    |     |   |     |  |

**Game 9 -- LSU 82, Northwestern State 58**  
 12/15/07 7:00 pm at Maravich Center (Baton Rouge, LA)

| Northwestern State 4-7 |              |             |            |           |           |           |           |           |          |          |            |  |
|------------------------|--------------|-------------|------------|-----------|-----------|-----------|-----------|-----------|----------|----------|------------|--|
| Player                 | fg-a         | 3fg-a       | ft-a       | reb       | pf        | tp        | a         | to        | blk      | s        | min        |  |
| Gilder, Trey f         | 2-10         | 0-2         | 3-3        | 3         | 3         | 7         | 1         | 3         | 0        | 1        | 25         |  |
| Thomas, Gerrell f      | 1-9          | 0-1         | 0-0        | 5         | 4         | 2         | 0         | 6         | 0        | 0        | 23         |  |
| Bargeman, Colby f      | 6-18         | 3-5         | 0-0        | 7         | 0         | 15        | 1         | 2         | 1        | 2        | 32         |  |
| Moody, Jerry c         | 2-5          | 0-0         | 0-0        | 14        | 2         | 4         | 0         | 0         | 1        | 0        | 31         |  |
| McConathy, M. g        | 1-6          | 1-4         | 2-2        | 3         | 4         | 5         | 2         | 1         | 0        | 1        | 13         |  |
| Knight, Dominic        | 0-1          | 0-1         | 0-0        | 1         | 1         | 0         | 1         | 1         | 0        | 0        | 6          |  |
| Conine, John           | 0-0          | 0-0         | 0-0        | 1         | 1         | 0         | 0         | 0         | 0        | 0        | 1          |  |
| McConathy, Logan       | 1-3          | 0-2         | 0-0        | 3         | 4         | 2         | 3         | 4         | 0        | 1        | 19         |  |
| White, Devin           | 3-5          | 0-0         | 2-2        | 3         | 1         | 8         | 0         | 2         | 2        | 1        | 14         |  |
| Petravicius, D.        | 1-3          | 0-0         | 0-0        | 3         | 1         | 2         | 1         | 2         | 0        | 0        | 14         |  |
| Hancock, Keithan       | 2-7          | 1-5         | 0-0        | 1         | 0         | 5         | 1         | 0         | 0        | 0        | 13         |  |
| Jones, Damon           | 0-1          | 0-1         | 0-0        | 0         | 0         | 0         | 1         | 0         | 0        | 0        | 3          |  |
| Anglin, John A.        | 2-2          | 2-2         | 0-0        | 1         | 0         | 6         | 0         | 0         | 0        | 0        | 3          |  |
| Porterie, Kalem        | 1-1          | 0-0         | 0-0        | 1         | 1         | 2         | 0         | 0         | 0        | 0        | 3          |  |
| <b>TEAM</b>            |              |             |            | 3         | 1         |           |           |           |          |          |            |  |
| <b>Totals.....</b>     | <b>22-71</b> | <b>7-23</b> | <b>7-7</b> | <b>48</b> | <b>23</b> | <b>58</b> | <b>11</b> | <b>21</b> | <b>4</b> | <b>6</b> | <b>200</b> |  |

**TOTAL FG%** 1st Half: 11-33 33.3% 2nd Half: 11-38 28.9% **Game: 31.0%** **DB**  
**3-Pt. FG%** 1st Half: 2-9 22.2% 2nd Half: 5-14 35.7% **Game: 30.4%** **REB**  
**F Throw %** 1st Half: 0-0 0.0% 2nd Half: 7-7 100% **Game: 100%** **0**

| LSU 6-3            |              |             |              |           |           |           |           |           |          |           |            |  |
|--------------------|--------------|-------------|--------------|-----------|-----------|-----------|-----------|-----------|----------|-----------|------------|--|
| Player             | fg-a         | 3fg-a       | ft-a         | reb       | pf        | tp        | a         | to        | blk      | s         | min        |  |
| Randolph, A. f     | 3-9          | 0-1         | 7-10         | 8         | 1         | 13        | 4         | 1         | 4        | 1         | 28         |  |
| Johnson, Chris f   | 6-8          | 2-2         | 2-2          | 2         | 1         | 16        | 1         | 2         | 1        | 3         | 33         |  |
| Thornton, M. g     | 7-15         | 4-10        | 4-5          | 5         | 2         | 22        | 2         | 2         | 1        | 3         | 24         |  |
| Martin, Terry g    | 5-11         | 3-6         | 2-2          | 3         | 2         | 15        | 4         | 2         | 0        | 0         | 29         |  |
| Temple, Garrett g  | 1-2          | 0-0         | 2-2          | 6         | 3         | 4         | 2         | 5         | 1        | 2         | 31         |  |
| Mason, Dameon      | 0-0          | 0-0         | 0-0          | 0         | 0         | 0         | 1         | 0         | 0        | 1         | 8          |  |
| Terrebonne, Greg   | 0-0          | 0-0         | 0-0          | 0         | 0         | 0         | 0         | 0         | 0        | 0         | 2          |  |
| Spencer, Bo        | 2-5          | 0-1         | 5-7          | 3         | 0         | 9         | 3         | 2         | 0        | 2         | 26         |  |
| Green, Garrett     | 1-3          | 0-0         | 0-0          | 1         | 1         | 2         | 0         | 2         | 0        | 0         | 11         |  |
| Farrer, Alex       | 0-0          | 0-0         | 1-2          | 2         | 0         | 1         | 0         | 1         | 0        | 0         | 8          |  |
| <b>TEAM</b>        |              |             |              | 4         |           |           |           |           |          |           |            |  |
| <b>Totals.....</b> | <b>25-53</b> | <b>9-20</b> | <b>23-30</b> | <b>34</b> | <b>10</b> | <b>82</b> | <b>17</b> | <b>17</b> | <b>7</b> | <b>12</b> | <b>200</b> |  |

**TOTAL FG%** 1st Half: 14-32 43.8% 2nd Half: 11-21 52.4% **Game: 47.2%** **DB**  
**3-Pt. FG%** 1st Half: 4-10 40.0% 2nd Half: 5-10 50.0% **Game: 45.0%** **REB**  
**F Throw %** 1st Half: 7-7 100% 2nd Half: 16-23 69.6% **Game: 76.7%** **2**

Officials: Doug Shows, Tim Clougherty, Earnie Pheal  
 Technical fouls: Northwestern State-Moody, Jerry; TEAM. LSU-None.  
 Attendance: 7809

| Score by Periods   | 1st | 2nd | Total |  |
|--------------------|-----|-----|-------|--|
| Northwestern State | 24  | 34  | 58    |  |
| LSU                | 39  | 43  | 82    |  |

**Game 10 -- Wichita State, 67, LSU 47**  
 12-19-07, 7:07 p.m. at Wichita, Kan. (Charles Koch Arena)

| LSU 6-4            |              |             |            |           |           |           |          |           |          |          |            |  |
|--------------------|--------------|-------------|------------|-----------|-----------|-----------|----------|-----------|----------|----------|------------|--|
| Player             | fg-a         | 3fg-a       | ft-a       | reb       | pf        | tp        | a        | to        | blk      | s        | min        |  |
| Randolph, A. f     | 3-13         | 0-1         | 0-1        | 3         | 2         | 6         | 1        | 0         | 2        | 4        | 28         |  |
| Johnson, Chris c   | 2-7          | 0-0         | 0-0        | 7         | 1         | 4         | 0        | 2         | 1        | 0        | 29         |  |
| Thornton, M. g     | 3-13         | 0-6         | 6-6        | 11        | 3         | 12        | 2        | 3         | 0        | 0        | 38         |  |
| Martin, Terry g    | 4-10         | 3-6         | 0-0        | 3         | 1         | 11        | 0        | 4         | 0        | 0        | 27         |  |
| Temple, Garrett g  | 3-7          | 0-4         | 0-0        | 2         | 3         | 6         | 2        | 1         | 1        | 0        | 31         |  |
| Spencer, Bo        | 1-5          | 1-4         | 1-2        | 1         | 1         | 4         | 0        | 1         | 0        | 1        | 20         |  |
| Green, Garrett     | 1-2          | 0-0         | 0-0        | 1         | 2         | 2         | 0        | 0         | 1        | 0        | 18         |  |
| Farrer, Alex       | 1-1          | 0-0         | 0-0        | 0         | 0         | 2         | 1        | 0         | 0        | 0        | 9          |  |
| <b>TEAM</b>        |              |             |            | 3         |           |           |          |           |          |          |            |  |
| <b>Totals.....</b> | <b>18-58</b> | <b>4-21</b> | <b>7-9</b> | <b>31</b> | <b>13</b> | <b>47</b> | <b>6</b> | <b>11</b> | <b>5</b> | <b>5</b> | <b>200</b> |  |

**TOTAL FG%** 1st Half: 8-29 27.6% 2nd Half: 10-29 34.5% **Game: 31.0%** **DB**  
**3-Pt. FG%** 1st Half: 3-11 27.3% 2nd Half: 1-10 10.0% **Game: 19.0%** **REB**  
**F Throw %** 1st Half: 1-2 50.0% 2nd Half: 6-7 85.7% **Game: 77.8%** **0**

| Wichita St. 6-4    |              |             |              |           |           |           |           |           |          |          |            |  |
|--------------------|--------------|-------------|--------------|-----------|-----------|-----------|-----------|-----------|----------|----------|------------|--|
| Player             | fg-a         | 3fg-a       | ft-a         | reb       | pf        | tp        | a         | to        | blk      | s        | min        |  |
| Cousinard, PJ f    | 4-14         | 0-3         | 0-05         | 7         | 2         | 8         | 2         | 0         | 0        | 2        | 29         |  |
| Clemente, R. f     | 5-7          | 0-0         | 1-1          | 10        | 2         | 11        | 2         | 1         | 1        | 1        | 25         |  |
| Thomasson, P. c    | 4-9          | 0-2         | 7-8          | 4         | 0         | 15        | 1         | 0         | 1        | 0        | 25         |  |
| Mekel, Gal g       | 3-10         | 1-5         | 1-1          | 4         | 1         | 8         | 0         | 4         | 0        | 0        | 32         |  |
| Braeuer, Matt g    | 3-10         | 0-4         | 0-0          | 7         | 2         | 6         | 4         | 1         | 0        | 2        | 35         |  |
| Ellis, Aaron       | 1-2          | 0-0         | 2-2          | 2         | 3         | 4         | 0         | 1         | 0        | 0        | 14         |  |
| Preadom, Wendell   | 2-3          | 0-1         | 0-0          | 2         | 1         | 4         | 3         | 1         | 0        | 1        | 10         |  |
| Durley, JT         | 2-5          | 0-2         | 2-2          | 7         | 2         | 6         | 2         | 3         | 1        | 1        | 15         |  |
| Griskenas, Mantas  | 2-5          | 1-2         | 0-0          | 1         | 0         | 5         | 1         | 0         | 0        | 0        | 15         |  |
| <b>TEAM</b>        |              |             |              | 6         |           |           |           |           |          |          |            |  |
| <b>Totals.....</b> | <b>26-65</b> | <b>2-19</b> | <b>13-14</b> | <b>50</b> | <b>13</b> | <b>67</b> | <b>15</b> | <b>11</b> | <b>3</b> | <b>7</b> | <b>200</b> |  |

**TOTAL FG%** 1st Half: 11-37 29.7% 2nd Half: 15-28 53.6% **Game: 40.0%** **DB**  
**3-Pt. FG%** 1st Half: 0-11 0.0% 2nd Half: 2-8 25.0% **Game: 10.5%** **REBS**  
**F Throw %** 1st Half: 5-6 83.3% 2nd Half: 8-8 100% **Game: 92.9%** **1**

Officials: J.D. Collins, Gary Maxwell, Pat Driscoll  
 Attendance: 10478  

| Score by Periods | 1st | 2nd | Total |  |
|------------------|-----|-----|-------|--|
| LSU              | 20  | 27  | 47    |  |
| Wichita St.      | 27  | 40  | 67    |  |

**Game 11 -- LSU 67, Oregon State 61**  
 12/22/07 2:00 pm at Maravich Center (Baton Rouge, LA)

| Oregon State 6-5   |              |             |             |           |           |           |           |           |          |          |            |  |
|--------------------|--------------|-------------|-------------|-----------|-----------|-----------|-----------|-----------|----------|----------|------------|--|
| Player             | fg-a         | 3fg-a       | ft-a        | reb       | pf        | tp        | a         | to        | blk      | s        | min        |  |
| Jones, Marcel f    | 2-5          | 1-1         | 1-3         | 3         | 0         | 6         | 0         | 1         | 0        | 0        | 27         |  |
| Giles, C.J. f      | 2-6          | 0-1         | 1-3         | 4         | 5         | 5         | 1         | 3         | 0        | 0        | 15         |  |
| Johnson, Omar f    | 5-10         | 0-3         | 3-3         | 3         | 2         | 13        | 2         | 4         | 3        | 0        | 29         |  |
| Claitt, Rickey g   | 0-3          | 0-2         | 0-0         | 4         | 2         | 0         | 2         | 1         | 0        | 1        | 20         |  |
| Tarver, Seth g     | 4-12         | 3-5         | 2-2         | 9         | 3         | 13        | 3         | 2         | 0        | 1        | 34         |  |
| Hampton, Calvin    | 0-0          | 0-0         | 0-0         | 0         | 4         | 0         | 0         | 1         | 0        | 0        | 7          |  |
| Tarver, Josh       | 2-6          | 0-1         | 0-0         | 6         | 0         | 4         | 3         | 1         | 0        | 0        | 25         |  |
| Schaftenaar, R.    | 6-9          | 2-5         | 0-0         | 9         | 1         | 14        | 1         | 1         | 2        | 0        | 30         |  |
| Haynes, Calvin     | 1-2          | 0-0         | 0-0         | 1         | 0         | 2         | 0         | 1         | 0        | 0        | 4          |  |
| Carter, Sean       | 2-4          | 0-0         | 0-4         | 1         | 3         | 4         | 0         | 4         | 0        | 0        | 9          |  |
| <b>TEAM</b>        |              |             |             | 3         |           |           |           |           |          |          |            |  |
| <b>Totals.....</b> | <b>24-52</b> | <b>6-18</b> | <b>7-14</b> | <b>43</b> | <b>20</b> | <b>61</b> | <b>12</b> | <b>19</b> | <b>5</b> | <b>2</b> | <b>200</b> |  |

**TOTAL FG%** 1st Half: 12-27 44.4% 2nd Half: 12-30 40.0% **Game: 42.1%** **DB**  
**3-Pt. FG%** 1st Half: 3-7 42.9% 2nd Half: 3-11 27.3% **Game: 33.3%** **REB**  
**F Throw %** 1st Half: 4-10 40.0% 2nd Half: 3-4 75.0% **Game: 50.0%** **3**

| LSU 7-4            |              |              |              |           |           |           |           |           |          |          |            |  |
|--------------------|--------------|--------------|--------------|-----------|-----------|-----------|-----------|-----------|----------|----------|------------|--|
| Player             | fg-a         | 3fg-a        | ft-a         | reb       | pf        | tp        | a         | to        | blk      | s        | min        |  |
| Randolph, A. f     | 3-10         | 0-0          | 8-12         | 9         | 3         | 14        | 0         | 3         | 1        | 2        | 35         |  |
| Johnson, Chris c   | 3-5          | 9-9          | 9-9          | 3         | 4         | 6         | 1         | 3         | 2        | 2        | 29         |  |
| Thornton, M. g     | 6-17         | 6-10         | 2-2          | 6         | 3         | 20        | 1         | 2         | 0        | 2        | 30         |  |
| Martin, Terry g    | 5-18         | 3-11         | 2-2          | 2         | 2         | 15        | 6         | 0         | 1        | 0        | 40         |  |
| Temple, Garrett g  | 1-3          | 0-1          | 2-2          | 7         | 1         | 4         | 5         | 2         | 2        | 2        | 40         |  |
| Spencer, Bo        | 0-0          | 0-0          | 0-0          | 0         | 0         | 0         | 1         | 0         | 0        | 0        | 3          |  |
| Green, Garrett     | 2-4          | 1-1          | 1-2          | 1         | 2         | 6         | 0         | 0         | 0        | 0        | 16         |  |
| Farrer, Alex       | 0-0          | 0-0          | 2-2          | 2         | 0         | 2         | 1         | 0         | 0        | 0        | 7          |  |
| <b>TEAM</b>        |              |              |              | 3         |           |           |           |           |          |          |            |  |
| <b>Totals.....</b> | <b>20-57</b> | <b>10-23</b> | <b>17-22</b> | <b>33</b> | <b>15</b> | <b>67</b> | <b>15</b> | <b>10</b> | <b>6</b> | <b>8</b> | <b>200</b> |  |

**TOTAL FG%** 1st Half: 10-28 35.7% 2nd Half: 10-29 34.5% **Game: 35.1%** **DB**  
**3-Pt. FG%** 1st Half: 5-9 55.6% 2nd Half: 5-14 35.7% **Game: 43.5%** **REBS**  
**F Throw %** 1st Half: 13-16 81.3% 2nd Half: 4-6 66.7% **Game: 77.3%** **3**

Officials: Tony Greene, Pat Adams, Everett Summers  
 Technical fouls: Oregon State-None. LSU-None.  
 Attendance: 7713

| Score by Periods | 1st | 2nd | Total |  |
|------------------|-----|-----|-------|--|
| Oregon State     | 31  | 30  | 61    |  |
| LSU              | 38  | 29  | 67    |  |

**Game 12 -- Washington 73, LSU 65**  
 12/29/07 2:00 pm at Maravich Center (Baton Rouge, LA)

| Washington 8-4     |              |             |              |           |           |           |           |           |          |           |            |  |
|--------------------|--------------|-------------|--------------|-----------|-----------|-----------|-----------|-----------|----------|-----------|------------|--|
| Player             | fg-a         | 3fg-a       | ft-a         | reb       | pf        | tp        | a         | to        | blk      | s         | min        |  |
| Wallace, Artem f   | 1-1          | 0-0         | 1-2          | 2         | 1         | 3         | 0         | 0         | 1        | 1         | 13         |  |
| Brockman, Jon f    | 6-11         | 0-0         | 3-7          | 12        | 3         | 15        | 2         | 3         | 0        | 2         | 34         |  |
| Smith, Joel g      | 0-3          | 0-1         | 0-0          | 3         | 0         | 0         | 1         | 1         | 0        | 2         | 20         |  |
| Morris, Tim g      | 7-12         | 1-2         | 0-0          | 5         | 3         | 15        | 3         | 2         | 0        | 3         | 31         |  |
| Appleby, Ryan g    | 4-8          | 2-5         | 2-2          | 1         | 0         | 12        | 1         | 0         | 0        | 0         | 30         |  |
| Overton, Venoy     | 0-1          | 0-0         | 0-0          | 0         | 1         | 0         | 1         | 1         | 0        | 1         | 10         |  |
| Denton, Justin     | 1-4          | 0-1         | 7-8          | 3         | 1         | 9         | 4         | 1         | 0        | 1         | 23         |  |
| Bryan-Amaning, M.  | 0-3          | 0-0         | 0-0          | 2         | 1         | 0         | 0         | 0         | 0        | 0         | 4          |  |
| Pondexter, Quincy  | 8-15         | 0-1         | 1-1          | 5         | 2         | 17        | 1         | 3         | 1        | 0         | 26         |  |
| Wolfinger, Joe     | 1-3          | 0-2         | 0-0          | 2         | 2         | 2         | 0         | 2         | 0        | 1         | 9          |  |
| <b>TEAM</b>        |              |             |              | 3         |           |           |           |           |          |           |            |  |
| <b>Totals.....</b> | <b>28-61</b> | <b>3-12</b> | <b>14-20</b> | <b>38</b> | <b>14</b> | <b>73</b> | <b>13</b> | <b>14</b> | <b>2</b> | <b>11</b> | <b>200</b> |  |

**TOTAL FG%** 1st Half: 11-33 33.3% 2nd Half: 17-28 60.7% **Game: 45.9%** **DB**  
**3-Pt. FG%** 1st Half: 0-6 0.0% 2nd Half: 3-6 50.0% **Game: 25.0%**  
**REBS**  
**F Throw %** 1st Half: 5-6 83.3% 2nd Half: 9-14 64.3% **Game: 70.0%** **1**

| LSU 7-5           |      |       |      |     |    |    |   |    |     |   |     |  |
|-------------------|------|-------|------|-----|----|----|---|----|-----|---|-----|--|
| Player            | fg-a | 3fg-a | ft-a | reb | pf | tp | a | to | blk | s | min |  |
| Randolph, A. f    | 2-11 | 0-0   | 6-6  | 9   | 3  | 10 | 0 | 3  | 0   | 3 | 36  |  |
| Johnson, Chris c  | 9-12 | 1-1   | 0-0  | 9   | 3  | 19 | 0 | 1  | 2   | 1 | 36  |  |
| Thornton, M. g    | 7-15 | 0-4   | 4-4  | 8   | 3  | 18 | 2 | 4  | 0   | 2 | 33  |  |
| Martin, Terry g   | 6-13 | 2-6   | 0-0  | 1   | 3  | 14 | 2 | 3  | 1   | 0 | 31  |  |
| Temple, Garrett g | 0-3  | 0-1   | 0-0  | 3   | 2  | 0  | 5 | 4  | 1   | 0 | 32  |  |
| Spencer, Bo       | 0-2  | 0-1   | 0-0  | 1   | 2  | 0  | 0 | 2  | 0   | 1 | 19  |  |
| Green, Garrett    | 2-2  | 0-0   | 0-0  | 2   | 2  | 4  | 0 | 1  | 0   |   |     |  |

**Game 13 -- Tulane 68, LSU 63**  
**01/02/08 8 p.m. at New Orleans Arena, New Orleans, La.**

| LSU 7-6           |       |       |      |     |    |    |    |    |     |   |     |  |  |
|-------------------|-------|-------|------|-----|----|----|----|----|-----|---|-----|--|--|
| Player            | fg-a  | 3fg-a | ft-a | reb | pf | tp | a  | to | blk | s | min |  |  |
| Randolph, A. f    | 5-11  | 0-0   | 5-6  | 9   | 4  | 15 | 1  | 3  | 0   |   | 35  |  |  |
| Johnson, Chris c  | 1-4   | 0-1   | 1-2  | 1   | 2  | 3  | 0  | 3  | 1   | 1 | 15  |  |  |
| Thornton, M. g    | 3-8   | 0-5   | 1-2  | 1   | 4  | 7  | 4  | 1  | 1   | 2 | 32  |  |  |
| Martin, Terry g   | 7-17  | 4-9   | 1-1  | 1   | 2  | 19 | 2  | 2  | 0   | 1 | 35  |  |  |
| Temple, Garrett g | 2-2   | 2-2   | 0-0  | 4   | 1  | 6  | 2  | 2  | 0   | 0 | 33  |  |  |
| Mason, Dameon     | 2-5   | 0-0   | 0-1  | 6   | 0  | 4  | 1  | 0  | 0   | 0 | 14  |  |  |
| Spencer, Bo       | 3-9   | 2-5   | 1-2  | 3   | 3  | 9  | 2  | 1  | 0   | 1 | 24  |  |  |
| Green, Garrett    | 0-0   | 0-0   | 0-0  | 2   | 1  | 0  | 0  | 2  | 0   | 0 | 10  |  |  |
| Farrer, Alex      | 0-1   | 0-1   | 0-0  | 0   | 0  | 0  | 0  | 0  | 0   | 0 | 2   |  |  |
| TEAM              |       |       |      | 3   |    |    |    |    |     |   |     |  |  |
| Totals.....       | 23-57 | 8-23  | 9-14 | 30  | 17 | 63 | 12 | 12 | 5   | 5 | 200 |  |  |

|                  |                              |                              |                    |             |
|------------------|------------------------------|------------------------------|--------------------|-------------|
| <b>TOTAL FG%</b> | <b>1st Half: 12-28 42.9%</b> | <b>2nd Half: 11-29 37.9%</b> | <b>Game: 40.4%</b> | <b>DB</b>   |
| <b>3-Pt. FG%</b> | <b>1st Half: 4-13 30.8%</b>  | <b>2nd Half: 4-10 40.0%</b>  | <b>Game: 34.8%</b> | <b>REBS</b> |
| <b>F Throw %</b> | <b>1st Half: 4-8 50.0%</b>   | <b>2nd Half: 5-6 83.3%</b>   | <b>Game: 64.3%</b> | <b>4</b>    |

| Tulane 10-4       |       |       |       |     |    |    |    |    |     |   |     |  |  |
|-------------------|-------|-------|-------|-----|----|----|----|----|-----|---|-----|--|--|
| Player            | fg-a  | 3fg-a | ft-a  | reb | pf | tp | a  | to | blk | s | min |  |  |
| GOMEZ, David f    | 7-13  | 0-0   | 5-6   | 12  | 2  | 19 | 1  | 1  | 1   | 0 | 31  |  |  |
| PUCKETT, Daniel f | 2-8   | 0-1   | 1-2   | 3   | 3  | 5  | 3  | 3  | 1   | 1 | 24  |  |  |
| LOUISME, R. f     | 3-9   | 0-0   | 0-0   | 8   | 0  | 6  | 0  | 1  | 1   | 1 | 23  |  |  |
| SIMS, Kevin g     | 4-7   | 2-4   | 2-2   | 0   | 2  | 12 | 2  | 0  | 0   | 0 | 32  |  |  |
| WHEATON, M. g     | 2-5   | 1-3   | 2-2   | 4   | 1  | 7  | 4  | 2  | 1   | 0 | 29  |  |  |
| RICHARD, Kris     | 1-1   | 1-1   | 0-0   | 1   | 0  | 3  | 1  | 1  | 0   | 2 | 8   |  |  |
| McQUEEN, Asim     | 0-0   | 0-0   | 0-0   | 0   | 0  | 0  | 1  | 0  | 0   | 0 | 3   |  |  |
| STITH, Donnavan   | 2-7   | 0-0   | 5-5   | 9   | 2  | 9  | 0  | 2  | 1   | 0 | 22  |  |  |
| MAYHANE, J.       | 2-7   | 1-3   | 2-2   | 0   | 0  | 7  | 1  | 2  | 0   | 1 | 21  |  |  |
| VIANNEY, Eric     | 0-0   | 0-0   | 0-0   | 0   | 1  | 0  | 1  | 0  | 0   | 0 | 7   |  |  |
| TEAM              |       |       |       | 3   |    |    |    |    |     |   |     |  |  |
| Totals.....       | 23-57 | 5-12  | 17-19 | 40  | 12 | 68 | 14 | 12 | 5   | 5 | 200 |  |  |

|                  |                              |                              |                    |             |
|------------------|------------------------------|------------------------------|--------------------|-------------|
| <b>TOTAL FG%</b> | <b>1st Half: 12-33 36.4%</b> | <b>2nd Half: 11-24 45.8%</b> | <b>Game: 40.4%</b> | <b>DB</b>   |
| <b>3-Pt. FG%</b> | <b>1st Half: 2-7 28.6%</b>   | <b>2nd Half: 3-5 60.0%</b>   | <b>Game: 41.7%</b> | <b>REBS</b> |
| <b>F Throw %</b> | <b>1st Half: 5-5 100%</b>    | <b>2nd Half: 12-14 85.7%</b> | <b>Game: 89.5%</b> | <b>1</b>    |

Officials: Lee Cassell, Gary Maxwell, Terry Moore  
 Technical fouls: LSU-None. Tulane-GOMEZ, David; TEAM.  
 Attendance: 3690

| Score by Periods | 1st | 2nd | Total |
|------------------|-----|-----|-------|
| LSU              | 32  | 31  | 63    |
| Tulane           | 31  | 37  | 68    |

**Game 14 -- Texas A&M 79, LSU 53**  
**01/05/08 7 p.m. at College Station, Texas (Reed Arena)**

| LSU 7-7           |       |       |      |     |    |    |   |    |     |   |     |  |  |
|-------------------|-------|-------|------|-----|----|----|---|----|-----|---|-----|--|--|
| Player            | fg-a  | 3fg-a | ft-a | reb | pf | tp | a | to | blk | s | min |  |  |
| Randolph, A. f    | 7-17  | 0-2   | 2-6  | 7   | 4  | 16 | 0 | 2  | 2   | 0 | 37  |  |  |
| Thornton, M. g    | 5-16  | 0-3   | 2-2  | 7   | 2  | 12 | 0 | 1  | 0   | 1 | 37  |  |  |
| Spencer, Bo g     | 1-5   | 0-2   | 0-0  | 1   | 0  | 2  | 4 | 2  | 0   | 0 | 29  |  |  |
| Martin, Terry g   | 3-8   | 0-3   | 0-0  | 2   | 2  | 6  | 1 | 2  | 0   | 0 | 21  |  |  |
| Temple, Garrett g | 3-4   | 2-2   | 0-0  | 3   | 5  | 8  | 2 | 3  | 1   | 0 | 32  |  |  |
| Green, Garrett    | 2-6   | 0-0   | 0-0  | 4   | 4  | 4  | 1 | 0  | 0   | 0 | 24  |  |  |
| Farrer, Alex      | 2-6   | 1-3   | 0-0  | 1   | 3  | 5  | 1 | 1  | 0   | 2 | 20  |  |  |
| TEAM              |       |       |      | 6   |    |    |   |    |     |   |     |  |  |
| Totals.....       | 23-62 | 3-15  | 4-8  | 31  | 20 | 53 | 9 | 11 | 3   | 3 | 200 |  |  |

|                  |                              |                              |                    |             |
|------------------|------------------------------|------------------------------|--------------------|-------------|
| <b>TOTAL FG%</b> | <b>1st Half: 13-26 50.0%</b> | <b>2nd Half: 10-36 27.8%</b> | <b>Game: 37.1%</b> | <b>DB</b>   |
| <b>3-Pt. FG%</b> | <b>1st Half: 1-6 16.7%</b>   | <b>2nd Half: 2-9 22.2%</b>   | <b>Game: 20.0%</b> | <b>REBS</b> |
| <b>F Throw %</b> | <b>1st Half: 1-2 50.0%</b>   | <b>2nd Half: 3-6 50.0%</b>   | <b>Game: 50.0%</b> | <b>3,1</b>  |

| Texas A&M 14-1    |       |       |       |     |    |    |    |    |     |   |     |  |  |
|-------------------|-------|-------|-------|-----|----|----|----|----|-----|---|-----|--|--|
| Player            | fg-a  | 3fg-a | ft-a  | reb | pf | tp | a  | to | blk | s | min |  |  |
| JORDAN, D. *      | 3-5   | 0-0   | 1-2   | 5   | 2  | 7  | 0  | 1  | 0   | 0 | 27  |  |  |
| SLOAN, Donald *   | 7-9   | 1-2   | 2-3   | 5   | 1  | 17 | 2  | 0  | 0   | 0 | 31  |  |  |
| KIRK, Dominique * | 2-5   | 1-2   | 2-2   | 3   | 1  | 7  | 4  | 2  | 0   | 0 | 25  |  |  |
| CARTER, Josh *    | 4-9   | 3-5   | 2-2   | 5   | 1  | 13 | 3  | 1  | 0   | 1 | 26  |  |  |
| JONES, Joseph *   | 5-11  | 0-1   | 2-4   | 4   | 2  | 12 | 1  | 0  | 0   | 1 | 24  |  |  |
| DAVIS, Bryan      | 1-3   | 0-0   | 4-6   | 3   | 3  | 6  | 1  | 2  | 1   | 0 | 14  |  |  |
| ROLAND, Derrick   | 2-5   | 0-2   | 3-6   | 3   | 0  | 7  | 1  | 2  | 0   | 1 | 25  |  |  |
| GRAHAM, Bryson    | 0-1   | 0-1   | 0-0   | 0   | 0  | 0  | 0  | 0  | 0   | 0 | 2   |  |  |
| HOLMES, B.J.      | 0-1   | 0-1   | 0-0   | 0   | 0  | 0  | 1  | 1  | 0   | 0 | 6   |  |  |
| MUHLBACH, B.      | 0-0   | 0-0   | 0-0   | 1   | 0  | 0  | 0  | 0  | 0   | 0 | 2   |  |  |
| ELONU, Ch.        | 4-5   | 0-0   | 0-0   | 6   | 2  | 8  | 1  | 0  | 2   | 0 | 14  |  |  |
| WALKUP, Nathan    | 0-0   | 0-0   | 2-2   | 2   | 0  | 2  | 0  | 0  | 0   | 0 | 4   |  |  |
| TEAM              |       |       |       | 3   |    |    |    |    |     |   |     |  |  |
| Totals.....       | 28-54 | 5-14  | 18-27 | 40  | 12 | 79 | 14 | 9  | 3   | 3 | 200 |  |  |

|                  |                              |                              |                    |             |
|------------------|------------------------------|------------------------------|--------------------|-------------|
| <b>TOTAL FG%</b> | <b>1st Half: 18-34 52.9%</b> | <b>2nd Half: 10-20 50.0%</b> | <b>Game: 51.9%</b> | <b>DB</b>   |
| <b>3-Pt. FG%</b> | <b>1st Half: 4-9 44.4%</b>   | <b>2nd Half: 1-5 20.0%</b>   | <b>Game: 35.7%</b> | <b>REBS</b> |
| <b>F Throw %</b> | <b>1st Half: 3-4 75.0%</b>   | <b>2nd Half: 15-23 65.2%</b> | <b>Game: 66.7%</b> | <b>3</b>    |

Officials: Mark Whitehead, Rick Hartzell, James Breeding  
 Technical fouls: LSU-None. Texas A&M-None.  
 Attendance: 12255

| Score by Periods | 1st | 2nd | Total |
|------------------|-----|-----|-------|
| LSU              | 28  | 25  | 53    |
| Texas A&M        | 43  | 36  | 79    |

**Game 15 -- Mississippi State 61, LSU 39**  
**01/09/08 7:00 PM at Maravich Center (Baton Rouge, LA)**

| Mississippi State 10-5 (1-0) |       |       |      |     |    |    |    |    |     |   |     |  |  |
|------------------------------|-------|-------|------|-----|----|----|----|----|-----|---|-----|--|--|
| Player                       | fg-a  | 3fg-a | ft-a | reb | pf | tp | a  | to | blk | s | min |  |  |
| Varnado, Jarvis f            | 6-10  | 0-0   | 1-4  | 17  | 2  | 13 | 0  | 1  | 7   | 0 | 25  |  |  |
| Gordon, Jamont f             | 5-13  | 1-4   | 2-3  | 6   | 2  | 13 | 1  | 3  | 2   | 1 | 37  |  |  |
| Hansbrough, B. g             | 3-7   | 1-5   | 0-0  | 7   | 3  | 7  | 4  | 2  | 0   | 1 | 30  |  |  |
| Stewart, Barry g             | 2-6   | 1-4   | 6-8  | 6   | 3  | 11 | 5  | 2  | 0   | 1 | 35  |  |  |
| Turner, Phil g               | 2-6   | 0-2   | 0-0  | 3   | 3  | 4  | 1  | 2  | 0   | 2 | 34  |  |  |
| Johnson, Ravern              | 3-4   | 0-1   | 0-0  | 3   | 0  | 6  | 0  | 1  | 0   | 0 | 12  |  |  |
| Begley, Billy                | 0-0   | 0-0   | 0-0  | 0   | 0  | 0  | 0  | 0  | 0   | 0 | 1   |  |  |
| lupe, Joseph                 | 0-0   | 0-0   | 0-0  | 1   | 0  | 0  | 0  | 0  | 0   | 0 | 1   |  |  |
| Benock, Riley                | 1-1   | 1-1   | 0-0  | 0   | 0  | 3  | 0  | 1  | 0   | 0 | 8   |  |  |
| Johnson, Brian               | 0-0   | 0-0   | 0-0  | 0   | 1  | 0  | 0  | 0  | 2   | 0 | 9   |  |  |
| Augustus, Kodi               | 1-2   | 0-1   | 0-0  | 0   | 0  | 2  | 0  | 0  | 0   | 0 | 1   |  |  |
| Bolen, Branson               | 0-0   | 0-0   | 0-0  | 2   | 0  | 0  | 0  | 0  | 0   | 0 | 1   |  |  |
| Bailey, Elgin                | 1-1   | 0-0   | 0-2  | 1   | 1  | 2  | 0  | 3  | 1   | 0 | 6   |  |  |
| TEAM                         |       |       |      | 1   |    |    |    |    |     |   |     |  |  |
| Totals.....                  | 24-50 | 4-18  | 9-17 | 47  | 15 | 61 | 11 | 17 | 10  | 5 | 200 |  |  |

|                  |                             |                              |                    |             |
|------------------|-----------------------------|------------------------------|--------------------|-------------|
| <b>TOTAL FG%</b> | <b>1st Half: 9-22 40.9%</b> | <b>2nd Half: 15-28 53.6%</b> | <b>Game: 48.0%</b> | <b>DB</b>   |
| <b>3-Pt. FG%</b> | <b>1st Half: 3-12 25.0%</b> | <b>2nd Half: 1-6 16.7%</b>   | <b>Game: 22.2%</b> | <b>REB,</b> |
| <b>F Throw %</b> | <b>1st Half: 4-6 66.7%</b>  | <b>2nd Half: 5-11 45.5%</b>  | <b>Game: 52.9%</b> | <b>4</b>    |

| LSU 7-8 (0-1)     |       |       |      |     |    |    |   |    |     |   |     |  |  |
|-------------------|-------|-------|------|-----|----|----|---|----|-----|---|-----|--|--|
| Player            | fg-a  | 3fg-a | ft-a | reb | pf | tp | a | to | blk | s | min |  |  |
| Randolph, A. f    | 4-13  | 0-0   | 2-5  | 9   | 3  | 10 | 0 | 2  | 2   | 0 | 26  |  |  |
| Thornton, M. g    | 2-14  | 2-6   | 6-6  | 7   | 1  | 12 | 0 | 1  | 0   | 1 | 33  |  |  |
| Spencer, Bo g     | 0-6   | 0-4   | 0-0  | 2   | 0  | 0  | 0 | 0  | 0   | 0 | 19  |  |  |
| Martin, Terry g   | 2-11  | 0-4   | 0-0  | 1   | 2  | 4  | 2 | 0  | 0   | 0 | 26  |  |  |
| Temple, Garrett g | 2-7   | 0-1   | 0-0  | 3   | 2  | 4  | 1 | 3  | 1   | 2 | 37  |  |  |
| Mason, Dameon     | 3-9   | 0-0   | 1-2  | 3   | 3  | 7  | 0 | 2  | 1   | 3 | 29  |  |  |
| Green, Garrett    | 1-2   | 0-0   | 0-0  | 0   | 1  | 2  | 0 | 0  | 0   | 0 | 12  |  |  |
| Farrer, Alex      | 0-4   | 0-2   | 0-0  | 4   | 1  | 0  | 1 | 1  | 0   | 0 | 15  |  |  |
| Thornton, Quintin | 0-0   | 0-0   | 0-0  | 0   | 1  | 0  | 0 | 0  | 0   | 0 | 3   |  |  |
| TEAM              |       |       |      | 7   |    |    |   |    |     |   |     |  |  |
| Totals.....       | 14-66 | 2-17  | 9-13 | 36  | 14 | 39 | 4 | 9  | 4   | 6 | 200 |  |  |

|                  |                             |                             |                    |              |
|------------------|-----------------------------|-----------------------------|--------------------|--------------|
| <b>TOTAL FG%</b> | <b>1st Half: 7-30 23.3%</b> | <b>2nd Half: 7-36 19.4%</b> | <b>Game: 21.2%</b> | <b>DB</b>    |
| <b>3-Pt. FG%</b> | <b>1st Half: 2-9 22.2%</b>  | <b>2nd Half: 0-8 0.0%</b>   | <b>Game: 11.8%</b> | <b>REBS,</b> |
| <b>F Throw %</b> | <b>1st Half: 3-6 50.0%</b>  | <b>2nd Half: 6-7 85.7%</b>  | <b>Game: 69.2%</b> | <b>3</b>     |

Officials: Mike Stuart, Rick Hartzell, Antinio Petty  
 Technical fouls: Mississippi State-None. LSU-None.  
 Attendance: 7843

| Score by Periods  | 1st | 2nd | Total |
|-------------------|-----|-----|-------|
| Mississippi State | 25  | 36  | 61    |
| LSU               | 19  | 20  | 39    |

**Game 16 -- Ole Miss 74, LSU 71**  
**01-12-08 5:00 pm at Oxford, Miss. (Tad Smith Coliseum)**

| LSU 7-9, 0-2      |       |       |      |     |    |    |    |    |     |   |     |  |  |
|-------------------|-------|-------|------|-----|----|----|----|----|-----|---|-----|--|--|
| Player            | fg-a  | 3fg-a | ft-a | reb | pf | tp | a  | to | blk | s | min |  |  |
| Randolph, A. f    | 8-14  | 0-0   | 2-5  | 11  | 1  | 18 | 1  | 3  | 3   | 1 | 39  |  |  |
| Green, Garrett f  | 1-4   | 0-1   | 0-0  | 1   | 3  | 2  | 0  | 0  | 0   | 0 | 13  |  |  |
| Thornton, M. g    | 9-20  | 4-10  | 3-6  | 3   | 3  | 25 | 2  | 1  | 0   | 1 | 38  |  |  |
| Martin, Terry g   | 1-8   | 0-4   | 0-0  | 2   | 1  | 2  | 1  | 1  | 0   | 0 | 24  |  |  |
| Temple, Garrett g | 6-11  | 4-8   | 0-0  | 6   | 3  | 16 | 3  | 1  | 1   | 1 | 35  |  |  |
| Spencer, Bo       | 0-0   | 0-0   | 0-0  | 1   | 0  | 0  | 1  | 0  | 0   | 0 | 6   |  |  |
| Farrer, Alex      | 0-0   | 0-0   | 1-2  | 0   | 3  | 1  | 1  | 1  | 0   | 2 | 18  |  |  |
| Thornton, Quintin | 3-4   | 0-0   | 1-2  | 8   | 4  | 7  | 2  | 1  | 0   | 1 | 27  |  |  |
| TEAM              |       |       |      | 3   |    |    |    |    |     |   |     |  |  |
| Totals.....       | 28-61 | 8-23  | 7-15 | 35  | 18 | 71 | 11 | 8  | 4   | 6 | 200 |  |  |

|                  |                              |                              |                    |            |
|------------------|------------------------------|------------------------------|--------------------|------------|
| <b>TOTAL FG%</b> | <b>1st Half: 12-26 46.2%</b> | <b>2nd Half: 16-35 45.7%</b> | <b>Game: 45.9%</b> | <b>DB</b>  |
| <b>3-Pt. FG%</b> | <b>1st Half: 2-8 25.0%</b>   | <b>2nd Half: 6-15 40.0%</b>  | <b>Game: 34.8%</b> | <b>REB</b> |
| <b>F Throw %</b> | <b>1st Half: 3-6 50.0%</b>   | <b>2nd Half: 4-9 44.4%</b>   | <b>Game: 46.7%</b> | <b>5</b>   |

| Ole Miss 14-1, 1-1 |      |       |      |     |    |    |   |    |     |   |     |  |  |
|--------------------|------|-------|------|-----|----|----|---|----|-----|---|-----|--|--|
| Player             | fg-a | 3fg-a | ft-a | reb | pf | tp | a | to | blk | s | min |  |  |
| Williams, Kenny f  | 5-9  | 0-0   | 0-0  | 12  | 2  | 10 | 2 | 2  | 1   |   |     |  |  |

**Game 17 -- Auburn 74, LSU 67**  
01/16/08 7:00 pm at Maravich Center (Baton Rouge, LA)

| Auburn 10-5 (1-2)  |                       |       |                       |     |                    |    |             |    |     |   |     |  |  |  |
|--------------------|-----------------------|-------|-----------------------|-----|--------------------|----|-------------|----|-----|---|-----|--|--|--|
| Player             | fg-a                  | 3fg-a | ft-a                  | reb | pf                 | tp | a           | to | blk | s | min |  |  |  |
| Prowell, Quan f    | 5-9                   | 0-3   | 2-3                   | 2   | 3                  | 12 | 3           | 2  | 0   | 1 | 37  |  |  |  |
| Tolbert, Frank g   | 7-12                  | 0-2   | 2-5                   | 9   | 4                  | 16 | 1           | 1  | 1   | 1 | 32  |  |  |  |
| Reed, D. g         | 7-10                  | 4-6   | 2-5                   | 3   | 1                  | 20 | 5           | 4  | 0   | 3 | 35  |  |  |  |
| Barrett, R. g      | 3-8                   | 1-2   | 0-0                   | 1   | 3                  | 7  | 4           | 1  | 0   | 0 | 27  |  |  |  |
| Robertson, Q. g    | 3-5                   | 2-2   | 1-2                   | 2   | 4                  | 9  | 2           | 2  | 0   | 2 | 34  |  |  |  |
| Hargrove, Lucas    | 4-8                   | 2-4   | 0-0                   | 5   | 3                  | 10 | 0           | 2  | 0   | 2 | 28  |  |  |  |
| Williams Jr, Larry | 0-0                   | 0-0   | 0-0                   | 0   | 0                  | 0  | 0           | 0  | 0   | 0 | 4   |  |  |  |
| Heramb, Matt       | 0-1                   | 0-0   | 0-0                   | 1   | 0                  | 0  | 0           | 1  | 0   | 0 | 3   |  |  |  |
| TEAM               |                       |       |                       | 5   |                    |    |             |    |     |   |     |  |  |  |
| Totals.....        | 29-53                 | 9-19  | 7-15                  | 28  | 18                 | 74 | 15          | 13 | 1   | 9 | 200 |  |  |  |
| <b>TOTAL FG%</b>   | 1st Half: 11-27 40.7% |       | 2nd Half: 18-26 69.2% |     | <b>Game: 54.7%</b> |    | <b>DB</b>   |    |     |   |     |  |  |  |
| <b>3-Pt. FG%</b>   | 1st Half: 4-10 40.0%  |       | 2nd Half: 5-9 55.6%   |     | <b>Game: 47.4%</b> |    | <b>REBS</b> |    |     |   |     |  |  |  |
| <b>F Throw %</b>   | 1st Half: 2-5 40.0%   |       | 2nd Half: 5-10 50.0%  |     | <b>Game: 46.7%</b> |    | <b>3</b>    |    |     |   |     |  |  |  |

| LSU 7-10 (0-3)    |                       |       |                       |     |                    |    |            |    |     |   |     |  |  |  |
|-------------------|-----------------------|-------|-----------------------|-----|--------------------|----|------------|----|-----|---|-----|--|--|--|
| Player            | fg-a                  | 3fg-a | ft-a                  | reb | pf                 | tp | a          | to | blk | s | min |  |  |  |
| Randolph, A. f    | 6-9                   | 0-0   | 0-2                   | 5   | 2                  | 12 | 4          | 5  | 0   | 1 | 32  |  |  |  |
| Thornton, Q. f    | 0-0                   | 0-0   | 1-2                   | 2   | 4                  | 1  | 0          | 2  | 0   | 0 | 30  |  |  |  |
| Thornton, M. f    | 8-20                  | 6-16  | 5-6                   | 6   | 2                  | 27 | 0          | 5  | 0   | 3 | 38  |  |  |  |
| Temple, Garrett g | 4-7                   | 1-3   | 8-9                   | 5   | 2                  | 17 | 4          | 1  | 0   | 1 | 40  |  |  |  |
| Farrer, Alex g    | 4-7                   | 0-3   | 0-0                   | 5   | 1                  | 8  | 3          | 1  | 0   | 0 | 34  |  |  |  |
| Spencer, Bo       | 1-1                   | 0-0   | 0-0                   | 0   | 2                  | 2  | 0          | 0  | 0   | 0 | 3   |  |  |  |
| Martin, Terry     | 0-3                   | 0-2   | 0-0                   | 1   | 5                  | 0  | 1          | 0  | 0   | 1 | 18  |  |  |  |
| Green, Garrett    | 0-1                   | 0-0   | 0-0                   | 0   | 1                  | 0  | 0          | 1  | 0   | 0 | 5   |  |  |  |
| TEAM              |                       |       |                       | 5   |                    |    |            |    |     |   |     |  |  |  |
| Totals.....       | 23-48                 | 7-24  | 14-19                 | 29  | 19                 | 67 | 12         | 15 | 0   | 6 | 200 |  |  |  |
| <b>TOTAL FG%</b>  | 1st Half: 13-22 59.1% |       | 2nd Half: 10-26 38.5% |     | <b>Game: 47.9%</b> |    | <b>DB</b>  |    |     |   |     |  |  |  |
| <b>3-Pt. FG%</b>  | 1st Half: 4-10 40.0%  |       | 2nd Half: 3-14 21.4%  |     | <b>Game: 29.2%</b> |    | <b>REB</b> |    |     |   |     |  |  |  |
| <b>F Throw %</b>  | 1st Half: 2-4 50.0%   |       | 2nd Half: 12-15 80.0% |     | <b>Game: 73.7%</b> |    | <b>2</b>   |    |     |   |     |  |  |  |

Officials: Rick Hartzell, Rick Crawford, Gary Maxwell  
Technical fouls: Auburn-None, LSU-None.  
Attendance: 9746  
**Score by Periods**

|        | 1st | 2nd | Total |
|--------|-----|-----|-------|
| Auburn | 28  | 46  | 74    |
| LSU    | 32  | 35  | 67    |

**Game 18 -- Vanderbilt 92, LSU 76**  
1/19/08 12 p.m. at Nashville, Tenn. (Memorial Gym)

| LSU 7-11, 0-4 SEC |                       |       |                       |     |                    |    |            |    |     |   |     |  |  |  |
|-------------------|-----------------------|-------|-----------------------|-----|--------------------|----|------------|----|-----|---|-----|--|--|--|
| Player            | fg-a                  | 3fg-a | ft-a                  | reb | pf                 | tp | a          | to | blk | s | min |  |  |  |
| Thornton, Q. f    | 2-2                   | 0-0   | 0-0                   | 0   | 4                  | 4  | 0          | 0  | 0   | 0 | 19  |  |  |  |
| Randolph, A. g    | 4-12                  | 0-0   | 6-6                   | 19  | 3                  | 14 | 3          | 4  | 1   | 0 | 37  |  |  |  |
| Thornton, M. g    | 10-21                 | 2-6   | 5-6                   | 6   | 3                  | 27 | 2          | 5  | 0   | 0 | 38  |  |  |  |
| Temple, Garrett g | 3-6                   | 0-2   | 4-5                   | 4   | 2                  | 10 | 3          | 3  | 2   | 0 | 37  |  |  |  |
| Farrer, Alex g    | 3-5                   | 1-3   | 0-0                   | 1   | 4                  | 7  | 0          | 2  | 0   | 1 | 20  |  |  |  |
| Spencer, Bo       | 2-4                   | 0-0   | 0-0                   | 1   | 1                  | 4  | 0          | 1  | 0   | 2 | 12  |  |  |  |
| Martin, Terry     | 3-5                   | 1-2   | 0-0                   | 3   | 1                  | 7  | 0          | 2  | 0   | 0 | 20  |  |  |  |
| Green, Garrett    | 1-4                   | 0-0   | 1-2                   | 2   | 4                  | 3  | 0          | 0  | 0   | 0 | 17  |  |  |  |
| TEAM              |                       |       |                       | 2   |                    |    |            |    |     |   |     |  |  |  |
| Totals.....       | 28-59                 | 4-13  | 16-19                 | 38  | 22                 | 76 | 8          | 17 | 3   | 3 | 200 |  |  |  |
| <b>TOTAL FG%</b>  | 1st Half: 14-35 40.0% |       | 2nd Half: 14-24 58.3% |     | <b>Game: 47.5%</b> |    | <b>DB</b>  |    |     |   |     |  |  |  |
| <b>3-Pt. FG%</b>  | 1st Half: 2-5 40.0%   |       | 2nd Half: 2-8 25.0%   |     | <b>Game: 30.8%</b> |    | <b>REB</b> |    |     |   |     |  |  |  |
| <b>F Throw %</b>  | 1st Half: 3-4 75.0%   |       | 2nd Half: 13-15 86.7% |     | <b>Game: 84.2%</b> |    | <b>1,1</b> |    |     |   |     |  |  |  |

| Vanderbilt 17-2, 2-2 SEC |                       |       |                       |     |                    |    |            |    |     |   |     |  |  |  |
|--------------------------|-----------------------|-------|-----------------------|-----|--------------------|----|------------|----|-----|---|-----|--|--|--|
| Player                   | fg-a                  | 3fg-a | ft-a                  | reb | pf                 | tp | a          | to | blk | s | min |  |  |  |
| FOSTER, Shan f           | 6-15                  | 4-8   | 2-2                   | 3   | 3                  | 18 | 3          | 0  | 0   | 0 | 31  |  |  |  |
| NELTNER, Ross f          | 6-8                   | 0-0   | 4-5                   | 5   | 1                  | 16 | 0          | 0  | 1   | 2 | 27  |  |  |  |
| OGILVY, A.J. c           | 2-6                   | 0-0   | 6-7                   | 3   | 3                  | 10 | 0          | 3  | 0   | 0 | 19  |  |  |  |
| BEAL, Jermaine g         | 5-10                  | 0-3   | 0-1                   | 3   | 1                  | 10 | 9          | 0  | 0   | 1 | 32  |  |  |  |
| GORDON, Alex g           | 6-12                  | 4-7   | 2-2                   | 1   | 2                  | 18 | 1          | 1  | 0   | 3 | 31  |  |  |  |
| METCALFE, Alan           | 2-5                   | 0-0   | 2-3                   | 3   | 3                  | 6  | 1          | 2  | 0   | 0 | 13  |  |  |  |
| BELL, Keegan             | 0-0                   | 0-0   | 0-0                   | 1   | 0                  | 0  | 3          | 1  | 0   | 0 | 7   |  |  |  |
| MCCLELLAN, D             | 3-3                   | 1-1   | 1-3                   | 6   | 4                  | 8  | 2          | 0  | 1   | 1 | 21  |  |  |  |
| GRAHAM, Jamie            | 0-0                   | 0-0   | 0-0                   | 0   | 0                  | 0  | 0          | 0  | 0   | 0 | 1   |  |  |  |
| WALKER, Andre            | 1-1                   | 0-0   | 2-2                   | 1   | 0                  | 4  | 1          | 0  | 1   | 0 | 9   |  |  |  |
| DRAKE, George            | 1-5                   | 0-1   | 0-0                   | 3   | 0                  | 2  | 1          | 0  | 0   | 0 | 9   |  |  |  |
| TEAM                     |                       |       |                       | 2   |                    |    |            |    |     |   |     |  |  |  |
| Totals.....              | 32-65                 | 9-20  | 19-25                 | 31  | 17                 | 92 | 21         | 8  | 3   | 7 | 200 |  |  |  |
| <b>TOTAL FG%</b>         | 1st Half: 15-34 44.1% |       | 2nd Half: 17-31 54.8% |     | <b>Game: 49.2%</b> |    | <b>DB</b>  |    |     |   |     |  |  |  |
| <b>3-Pt. FG%</b>         | 1st Half: 4-9 44.4%   |       | 2nd Half: 5-11 45.5%  |     | <b>Game: 45.0%</b> |    | <b>REB</b> |    |     |   |     |  |  |  |
| <b>F Throw %</b>         | 1st Half: 9-11 81.8%  |       | 2nd Half: 10-14 71.4% |     | <b>Game: 76.0%</b> |    | <b>2</b>   |    |     |   |     |  |  |  |

Officials: Joe Lindsay, Patrick Evans, Bruce Benedict  
Technical fouls: LSU-None, Vanderbilt-None.  
Attendance: 13797  
**Score by Periods**

|            | 1st | 2nd | Total |
|------------|-----|-----|-------|
| LSU        | 33  | 43  | 76    |
| Vanderbilt | 43  | 49  | 92    |

**Game 19 - Arkansas 68, LSU 52**  
01/26/08 8:00 pm at Maravich Center (Baton Rouge, LA)

| Arkansas 14-5 (3-2) |                       |       |                      |     |                    |    |            |    |     |   |     |  |  |  |
|---------------------|-----------------------|-------|----------------------|-----|--------------------|----|------------|----|-----|---|-----|--|--|--|
| Player              | fg-a                  | 3fg-a | ft-a                 | reb | pf                 | tp | a          | to | blk | s | min |  |  |  |
| Thomas, Charles f   | 4-10                  | 0-0   | 0-1                  | 2   | 2                  | 8  | 0          | 3  | 0   | 0 | 27  |  |  |  |
| Weems, Sonny f      | 7-13                  | 5-5   | 2-2                  | 7   | 2                  | 21 | 1          | 3  | 0   | 1 | 36  |  |  |  |
| Hill, Steven c      | 1-3                   | 0-0   | 2-2                  | 5   | 2                  | 4  | 1          | 0  | 5   | 0 | 24  |  |  |  |
| Welsh, Stefan g     | 1-4                   | 1-2   | 0-0                  | 2   | 2                  | 3  | 0          | 0  | 0   | 1 | 16  |  |  |  |
| Beverley, Patrick g | 4-11                  | 4-7   | 2-4                  | 15  | 2                  | 14 | 1          | 4  | 1   | 1 | 39  |  |  |  |
| Ervin, Gary         | 3-5                   | 0-1   | 4-4                  | 4   | 0                  | 10 | 5          | 3  | 1   | 1 | 29  |  |  |  |
| Townes, Darian      | 2-4                   | 0-0   | 0-0                  | 3   | 0                  | 4  | 0          | 4  | 0   | 0 | 17  |  |  |  |
| Britt, Marcus       | 0-0                   | 0-0   | 0-0                  | 0   | 0                  | 0  | 0          | 0  | 0   | 0 | 0+  |  |  |  |
| Washington, M.      | 1-3                   | 0-0   | 2-2                  | 2   | 1                  | 4  | 0          | 0  | 0   | 0 | 12  |  |  |  |
| Rakestraw, Nate     | 0-0                   | 0-0   | 0-0                  | 0   | 0                  | 0  | 0          | 0  | 0   | 0 | 0   |  |  |  |
| Patsatsia, Levan    | 0-0                   | 0-0   | 0-0                  | 0   | 0                  | 0  | 0          | 0  | 0   | 0 | 0+  |  |  |  |
| TEAM                |                       |       |                      | 2   |                    |    |            |    |     |   |     |  |  |  |
| Totals.....         | 23-53                 | 10-15 | 12-5                 | 42  | 11                 | 68 | 8          | 17 | 7   | 4 | 200 |  |  |  |
| <b>TOTAL FG%</b>    | 1st Half: 15-30 50.0% |       | 2nd Half: 8-23 34.8% |     | <b>Game: 43.4%</b> |    | <b>DB</b>  |    |     |   |     |  |  |  |
| <b>3-Pt. FG%</b>    | 1st Half: 7-11 63.6%  |       | 2nd Half: 3-4 75.0%  |     | <b>Game: 66.7%</b> |    | <b>REB</b> |    |     |   |     |  |  |  |
| <b>F Throw %</b>    | 1st Half: 2-5 40.0%   |       | 2nd Half: 10-10 100% |     | <b>Game: 80.0%</b> |    | <b>2</b>   |    |     |   |     |  |  |  |

| LSU 7-12 (0-5)    |                      |       |                       |     |                    |    |            |    |     |   |     |  |  |  |
|-------------------|----------------------|-------|-----------------------|-----|--------------------|----|------------|----|-----|---|-----|--|--|--|
| Player            | fg-a                 | 3fg-a | ft-a                  | reb | pf                 | tp | a          | to | blk | s | min |  |  |  |
| Randolph, A. f    | 5-16                 | 0-1   | 4-4                   | 8   | 4                  | 14 | 0          | 5  | 4   | 1 | 40- |  |  |  |
| Thornton, Q. f    | 1-3                  | 0-0   | 0-0                   | 9   | 4                  | 2  | 1          | 0  | 0   | 0 | 36  |  |  |  |
| Thornton, M. g    | 7-20                 | 4-9   | 2-2                   | 5   | 2                  | 20 | 0          | 1  | 0   | 1 | 33  |  |  |  |
| Spencer, Bo g     | 0-5                  | 0-4   | 1-2                   | 1   | 0                  | 1  | 0          | 0  | 0   | 1 | 21  |  |  |  |
| Temple, Garrett g | 1-6                  | 0-2   | 0-0                   | 3   | 4                  | 2  | 4          | 2  | 0   | 1 | 25  |  |  |  |
| Martin, Terry     | 1-9                  | 0-6   | 0-0                   | 1   | 0                  | 2  | 1          | 1  | 0   | 0 | 19  |  |  |  |
| Green, Garrett    | 0-0                  | 0-0   | 0-0                   | 1   | 1                  | 0  | 0          | 0  | 0   | 0 | 4   |  |  |  |
| Farrer, Alex      | 5-10                 | 1-4   | 0-0                   | 3   | 2                  | 11 | 2          | 3  | 0   | 1 | 22  |  |  |  |
| TEAM              |                      |       |                       | 6   |                    |    |            |    |     |   |     |  |  |  |
| Totals.....       | 20-69                | 5-26  | 7-8                   | 37  | 17                 | 52 | 8          | 12 | 4   | 5 | 200 |  |  |  |
| <b>TOTAL FG%</b>  | 1st Half: 9-33 27.3% |       | 2nd Half: 11-36 30.6% |     | <b>Game: 29.0%</b> |    | <b>DB</b>  |    |     |   |     |  |  |  |
| <b>3-Pt. FG%</b>  | 1st Half: 1-12 8.3%  |       | 2nd Half: 4-14 28.6%  |     | <b>Game: 19.2%</b> |    | <b>REB</b> |    |     |   |     |  |  |  |
| <b>F Throw %</b>  | 1st Half: 3-4 75.0%  |       | 2nd Half: 4-4 100%    |     | <b>Game: 87.5%</b> |    | <b>2</b>   |    |     |   |     |  |  |  |

Officials: Doug Shows, Pat Adams, Bruce Benedict  
Technical fouls: Arkansas-None, LSU-None.  
Attendance: 8860  
**Score by Periods**

|          | 1st | 2nd | Total |
|----------|-----|-----|-------|
| Arkansas | 39  | 29  | 68    |
| LSU      | 22  | 30  | 52    |

**Game 20 -- LSU 81, Auburn 80**  
01-30-08 7:00 p.m. at Auburn, Ala.

| LSU 8-12, 1-5     |                       |       |                       |     |                    |    |            |    |     |   |     |  |  |  |
|-------------------|-----------------------|-------|-----------------------|-----|--------------------|----|------------|----|-----|---|-----|--|--|--|
| Player            | fg-a                  | 3fg-a | ft-a                  | reb | pf                 | tp | a          | to | blk | s | min |  |  |  |
| Randolph, A. f    | 9-15                  | 0-0   | 3-4                   | 6   | 4                  | 21 | 2          | 3  | 2   | 0 | 31  |  |  |  |
| Thornton, Q. f    | 0-0                   | 0-0   | 2-2                   | 0   | 2                  | 2  | 3          | 1  | 1   | 0 | 20  |  |  |  |
| Thornton, M. g    | 14-23                 | 8-15  | 2-2                   | 7   | 2                  | 38 | 1          | 0  | 0   | 1 | 39  |  |  |  |
| Temple, Garrett g | 0-4                   | 0-3   | 1-2                   | 5   | 3                  | 1  | 7          | 1  | 0   | 0 | 39  |  |  |  |
| Farrer, Alex g    | 1-2                   | 0-1   | 0-0                   | 1   | 2                  | 2  | 2          | 1  | 0   | 0 | 20  |  |  |  |
| Spencer, Bo       | 0-1                   | 0-0   | 0-0                   | 0   | 0                  | 0  | 0          | 0  | 0   | 0 | 2   |  |  |  |
| Martin, Terry     | 4-7                   | 2-5   | 1-2                   | 1   | 0                  | 11 | 1          | 0  | 0   | 0 | 25  |  |  |  |
| Johnson, Chris    | 3-9                   | 0-1   | 0-0                   | 3   | 1                  | 6  | 0          | 1  | 2   | 0 | 24  |  |  |  |
| TEAM              |                       |       |                       | 4   |                    |    |            |    |     |   |     |  |  |  |
| Totals.....       | 31-61                 | 10-25 | 9-12                  | 30  | 14                 | 81 | 16         | 7  | 5   | 1 | 200 |  |  |  |
| <b>TOTAL FG%</b>  | 1st Half: 15-29 51.7% |       | 2nd Half: 16-32 50.0% |     | <b>Game: 50.8%</b> |    | <b>DB</b>  |    |     |   |     |  |  |  |
| <b>3-Pt. FG%</b>  | 1st Half: 7-14 50.0%  |       | 2nd Half: 3-11 27.3%  |     | <b>Game: 40.0%</b> |    | <b>REB</b> |    |     |   |     |  |  |  |
| <b>F Throw %</b>  | 1st Half:             |       |                       |     |                    |    |            |    |     |   |     |  |  |  |

**Game 21 -- Alabama 81, LSU 72**  
**02/02/08 2:00PM CST at Coleman Coliseum, (Tuscaloosa, AL)**

| LSU Tigers 8-13, 1-6 SEC | fg-a  | 3fg-a | ft-a  | reb | pf | tp | a  | to | blk | s | min |
|--------------------------|-------|-------|-------|-----|----|----|----|----|-----|---|-----|
| Player                   | fg-a  | 3fg-a | ft-a  | reb | pf | tp | a  | to | blk | s | min |
| Randolph, A. f           | 4-14  | 0-0   | 5-6   | 12  | 1  | 13 | 1  | 4  | 2   | 1 | 34  |
| Thornton, Q. f           | 1-1   | 0-0   | 0-0   | 1   | 2  | 2  | 0  | 0  | 0   | 0 | 9   |
| Thornton, M. g           | 7-19  | 4-11  | 4-4   | 3   | 2  | 22 | 1  | 4  | 0   | 1 | 36  |
| Temple, Garrett g        | 2-6   | 1-2   | 2-2   | 9   | 2  | 7  | 5  | 5  | 0   | 3 | 40  |
| Farrer, Alex g           | 1-3   | 1-1   | 0-0   | 1   | 2  | 3  | 0  | 0  | 0   | 0 | 24  |
| Spencer, Bo              | 0-0   | 0-0   | 0-0   | 0   | 0  | 0  | 1  | 1  | 0   | 1 | 4   |
| Martin, Terry            | 3-7   | 2-5   | 4-4   | 4   | 4  | 12 | 4  | 1  | 0   | 0 | 26  |
| Johnson, Chris           | 3-7   | 1-3   | 6-6   | 4   | 4  | 13 | 0  | 0  | 1   | 0 | 27  |
| TEAM                     |       |       |       | 2   | 1  |    |    | 1  |     |   |     |
| Totals.....              | 21-57 | 9-22  | 21-22 | 36  | 18 | 72 | 12 | 16 | 3   | 6 | 200 |

|                  |                              |                              |                    |            |
|------------------|------------------------------|------------------------------|--------------------|------------|
| <b>TOTAL FG%</b> | <b>1st Half: 11-34 32.4%</b> | <b>2nd Half: 10-23 43.5%</b> | <b>Game: 36.8%</b> | <b>DB</b>  |
| <b>3-Pt. FG%</b> | <b>1st Half: 3-11 27.3%</b>  | <b>2nd Half: 6-11 54.5%</b>  | <b>Game: 40.9%</b> | <b>REB</b> |
| <b>F Throw %</b> | <b>1st Half: 10-10 100%</b>  | <b>2nd Half: 11-12 91.7%</b> | <b>Game: 95.5%</b> | <b>1</b>   |

| University of Alabama 13-9, 2-5 SEC | fg-a  | 3fg-a | ft-a  | reb | pf | tp | a  | to | blk | s  | min |
|-------------------------------------|-------|-------|-------|-----|----|----|----|----|-----|----|-----|
| Player                              | fg-a  | 3fg-a | ft-a  | reb | pf | tp | a  | to | blk | s  | min |
| Jemison, D. f                       | 1-2   | 0-0   | 2-3   | 6   | 4  | 4  | 2  | 3  | 0   | 0  | 18  |
| Hendrix, R. f                       | 9-18  | 0-0   | 1-4   | 17  | 1  | 19 | 2  | 3  | 3   | 4  | 36  |
| Riley, Mykal g                      | 6-14  | 3-7   | 4-6   | 5   | 4  | 19 | 1  | 0  | 1   | 1  | 24  |
| Hollinger, B g                      | 3-6   | 2-5   | 2-2   | 2   | 1  | 10 | 6  | 1  | 0   | 0  | 34  |
| Gee, Alonzo g                       | 5-10  | 2-5   | 3-5   | 2   | 3  | 15 | 2  | 1  | 0   | 2  | 38  |
| Torrance, Mikhail                   | 0-1   | 0-0   | 0-0   | 0   | 1  | 0  | 3  | 1  | 0   | 0  | 9   |
| Tubbs, Justin                       | 1-1   | 1-1   | 0-0   | 0   | 0  | 3  | 0  | 0  | 0   | 0  | 3   |
| Pickett, Rico                       | 1-3   | 0-1   | 0-0   | 0   | 1  | 2  | 2  | 2  | 0   | 1  | 11  |
| Hillman, Senario                    | 2-4   | 1-2   | 4-4   | 2   | 3  | 9  | 2  | 2  | 1   | 4  | 25  |
| Coleman, Yamene                     | 0-0   | 0-0   | 0-0   | 0   | 0  | 0  | 0  | 0  | 0   | 0  | 2   |
| TEAM                                |       |       |       | 2   |    |    |    |    |     |    |     |
| Totals.....                         | 28-59 | 9-21  | 16-24 | 36  | 18 | 81 | 20 | 13 | 5   | 12 | 200 |

|                  |                              |                              |                    |            |
|------------------|------------------------------|------------------------------|--------------------|------------|
| <b>TOTAL FG%</b> | <b>1st Half: 16-36 44.4%</b> | <b>2nd Half: 12-23 52.2%</b> | <b>Game: 47.5%</b> | <b>DB</b>  |
| <b>3-Pt. FG%</b> | <b>1st Half: 7-16 43.8%</b>  | <b>2nd Half: 2-5 40.0%</b>   | <b>Game: 42.9%</b> | <b>REB</b> |
| <b>F Throw %</b> | <b>1st Half: 4-6 66.7%</b>   | <b>2nd Half: 12-18 66.7%</b> | <b>Game: 66.7%</b> | <b>3</b>   |

Officials: Mike Stuart, Doug Sirmons, Mike Nance  
 Technical fouls: LSU Tigers-TEAM. University of Alabama-None.  
 Attendance: 15316

| Score by Periods             | 1st       | 2nd       | Total     |
|------------------------------|-----------|-----------|-----------|
| <b>LSU Tigers</b>            | <b>35</b> | <b>37</b> | <b>72</b> |
| <b>University of Alabama</b> | <b>43</b> | <b>38</b> | <b>81</b> |

**Game 22 -- Tennessee 47, LSU 45**  
**02/09/08 2:00 pm at Maravich Center (Baton Rouge, LA)**

| Tennessee 21-2 (8-1) | fg-a  | 3fg-a | ft-a | reb | pf | tp | a | to | blk | s  | min |
|----------------------|-------|-------|------|-----|----|----|---|----|-----|----|-----|
| Player               | fg-a  | 3fg-a | ft-a | reb | pf | tp | a | to | blk | s  | min |
| Smith, Tyler f       | 5-13  | 2-3   | 0-0  | 5   | 2  | 12 | 0 | 4  | 1   | 1  | 35  |
| Chism, Wayne f       | 4-6   | 0-1   | 0-4  | 8   | 3  | 8  | 0 | 0  | 1   | 3  | 28  |
| Smith, JaJuan g      | 1-8   | 0-5   | 0-0  | 1   | 2  | 2  | 3 | 1  | 0   | 1  | 22  |
| Lofton, Chris g      | 6-12  | 3-5   | 0-0  | 7   | 1  | 15 | 0 | 1  | 0   | 2  | 35  |
| Smith, Ramar g       | 0-4   | 0-0   | 1-2  | 3   | 2  | 1  | 2 | 1  | 0   | 2  | 30  |
| Howell, Jordan       | 0-4   | 0-4   | 0-0  | 0   | 0  | 0  | 0 | 3  | 0   | 0  | 10  |
| Tabb, Josh           | 0-0   | 0-0   | 0-0  | 0   | 0  | 0  | 0 | 0  | 0   | 0  | 0   |
| Prince, J.P.         | 1-7   | 0-1   | 1-5  | 5   | 2  | 3  | 1 | 3  | 3   | 3  | 22  |
| Crews, Duke          | 2-6   | 0-0   | 2-4  | 4   | 1  | 6  | 0 | 0  | 0   | 1  | 13  |
| Williams, Brian      | 0-0   | 0-0   | 0-0  | 2   | 0  | 0  | 0 | 1  | 0   | 0  | 5   |
| TEAM                 |       |       |      | 4   |    |    |   | 1  |     |    |     |
| Totals.....          | 19-60 | 5-19  | 4-15 | 39  | 13 | 47 | 6 | 15 | 5   | 13 | 200 |

|                  |                              |                             |                    |            |
|------------------|------------------------------|-----------------------------|--------------------|------------|
| <b>TOTAL FG%</b> | <b>1st Half: 10-32 31.3%</b> | <b>2nd Half: 9-28 32.1%</b> | <b>Game: 31.7%</b> | <b>DB</b>  |
| <b>3-Pt. FG%</b> | <b>1st Half: 3-9 33.3%</b>   | <b>2nd Half: 2-10 20.0%</b> | <b>Game: 26.3%</b> | <b>REB</b> |
| <b>F Throw %</b> | <b>1st Half: 4-10 40.0%</b>  | <b>2nd Half: 0-5 0.0%</b>   | <b>Game: 26.7%</b> | <b>5</b>   |

| LSU 8-14 (1-7)    | fg-a  | 3fg-a | ft-a | reb | pf | tp | a | to | blk | s | min |
|-------------------|-------|-------|------|-----|----|----|---|----|-----|---|-----|
| Player            | fg-a  | 3fg-a | ft-a | reb | pf | tp | a | to | blk | s | min |
| Thornton, M. f    | 5-11  | 1-4   | 1-2  | 7   | 4  | 12 | 0 | 6  | 1   | 1 | 28  |
| Johnson, Chris c  | 8-15  | 0-4   | 1-1  | 8   | 2  | 17 | 1 | 3  | 4   | 1 | 38  |
| Randolph, A. f    | 3-8   | 0-1   | 0-1  | 8   | 3  | 6  | 1 | 3  | 1   | 0 | 30  |
| Temple, Garrett g | 1-3   | 1-3   | 0-0  | 1   | 4  | 3  | 2 | 2  | 0   | 1 | 36  |
| Farrer, Alex g    | 1-2   | 0-0   | 0-0  | 3   | 2  | 2  | 1 | 3  | 0   | 4 | 23  |
| Spencer, Bo       | 0-2   | 0-2   | 0-0  | 3   | 0  | 0  | 0 | 0  | 0   | 0 | 6   |
| Martin, Terry     | 1-7   | 0-5   | 0-0  | 1   | 2  | 2  | 1 | 3  | 1   | 1 | 27  |
| Green, Garrett    | 1-2   | 1-1   | 0-0  | 1   | 0  | 3  | 0 | 1  | 1   | 0 | 8   |
| Thornton, Quintin | 0-0   | 0-0   | 0-0  | 1   | 1  | 0  | 0 | 1  | 1   | 0 | 4   |
| TEAM              |       |       |      | 5   |    |    |   |    |     |   |     |
| Totals.....       | 20-50 | 3-20  | 2-4  | 38  | 18 | 45 | 6 | 22 | 9   | 8 | 200 |

|                  |                              |                             |                    |             |
|------------------|------------------------------|-----------------------------|--------------------|-------------|
| <b>TOTAL FG%</b> | <b>1st Half: 11-24 45.8%</b> | <b>2nd Half: 9-26 34.6%</b> | <b>Game: 40.0%</b> | <b>DB</b>   |
| <b>3-Pt. FG%</b> | <b>1st Half: 2-10 20.0%</b>  | <b>2nd Half: 1-10 10.0%</b> | <b>Game: 15.0%</b> | <b>REBS</b> |
| <b>F Throw %</b> | <b>1st Half: 0-0 0.0%</b>    | <b>2nd Half: 2-4 50.0%</b>  | <b>Game: 50.0%</b> | <b>1,1</b>  |

Officials: Antinio Petty, Mike Nance, Ron Groover  
 Technical fouls: Tennessee-None. LSU-None.  
 Attendance: 10165

| Score by Periods | 1st       | 2nd       | Total     |
|------------------|-----------|-----------|-----------|
| <b>Tennessee</b> | <b>27</b> | <b>20</b> | <b>47</b> |
| <b>LSU</b>       | <b>24</b> | <b>21</b> | <b>45</b> |

**Game 23 -- LSU 85, Florida 73**  
**02/13/08 8 p.m. at Stephen C. O'Connell Center**

| LSU 9-14, 2-7       | fg-a  | 3fg-a | ft-a  | reb | pf | tp | a  | to | blk | s | min |
|---------------------|-------|-------|-------|-----|----|----|----|----|-----|---|-----|
| #Player             | fg-a  | 3fg-a | ft-a  | reb | pf | tp | a  | to | blk | s | min |
| Randolph, Anthony f | 10-16 | 0-0   | 2-6   | 5   | 2  | 22 | 1  | 4  | 2   | 1 | 38  |
| Johnson, Chris c    | 8-11  | 2-5   | 1-1   | 6   | 3  | 19 | 3  | 2  | 4   | 1 | 34  |
| Thornton, Marcus g  | 8-11  | 4-7   | 0-0   | 3   | 1  | 20 | 1  | 1  | 0   | 4 | 35  |
| Temple, Garrett g   | 3-6   | 1-3   | 3-4   | 2   | 2  | 10 | 5  | 2  | 0   | 2 | 34  |
| Farrer, Alex g      | 0-2   | 0-1   | 4-4   | 2   | 3  | 4  | 6  | 0  | 0   | 1 | 30  |
| Spencer, Bo         | 0-1   | 0-0   | 0-0   | 0   | 0  | 0  | 0  | 2  | 0   | 0 | 5   |
| Martin, Terry       | 4-8   | 2-4   | 0-0   | 0   | 0  | 10 | 0  | 2  | 0   | 0 | 15  |
| Thornton, Quintin   | 0-0   | 0-0   | 0-0   | 0   | 1  | 0  | 1  | 0  | 0   | 0 | 9   |
| TEAM                |       |       |       | 4   |    |    |    |    |     |   |     |
| Totals.....         | 33-55 | 9-20  | 10-15 | 22  | 12 | 85 | 19 | 11 | 6   | 9 | 200 |

|                  |                              |                              |                    |             |
|------------------|------------------------------|------------------------------|--------------------|-------------|
| <b>TOTAL FG%</b> | <b>1st Half: 17-30 56.7%</b> | <b>2nd Half: 16-25 64.0%</b> | <b>Game: 60.0%</b> | <b>DB</b>   |
| <b>3-Pt. FG%</b> | <b>1st Half: 5-13 38.5%</b>  | <b>2nd Half: 4-7 57.1%</b>   | <b>Game: 45.0%</b> | <b>REBS</b> |
| <b>F Throw %</b> | <b>1st Half: 2-2 100%</b>    | <b>2nd Half: 8-13 61.5%</b>  | <b>Game: 66.7%</b> | <b>1</b>    |

| Florida 19-6, 6-4  | fg-a  | 3fg-a | ft-a | reb | pf | tp | a  | to | blk | s | min |
|--------------------|-------|-------|------|-----|----|----|----|----|-----|---|-----|
| Player             | fg-a  | 3fg-a | ft-a | reb | pf | tp | a  | to | blk | s | min |
| Werner, Dan f      | 6-16  | 1-7   | 0-0  | 9   | 2  | 13 | 4  | 3  | 0   | 0 | 31  |
| Calathes, Nick f   | 6-9   | 3-6   | 1-1  | 7   | 3  | 16 | 5  | 5  | 0   | 1 | 324 |
| Speights, M. c     | 4-9   | 0-0   | 3-4  | 8   | 4  | 11 | 1  | 3  | 0   | 0 | 22  |
| Lucas, Jai g       | 2-6   | 0-4   | 0-0  | 0   | 2  | 4  | 5  | 4  | 0   | 0 | 32  |
| Hodge, Walter g    | 4-8   | 2-4   | 0-0  | 6   | 3  | 10 | 0  | 3  | 0   | 0 | 29  |
| Mitchell, Jonathan | 2-3   | 1-1   | 0-0  | 1   | 1  | 5  | 0  | 0  | 0   | 0 | 9   |
| Allen, Adam        | 2-2   | 2-2   | 0-0  | 0   | 0  | 6  | 0  | 0  | 0   | 1 | 6   |
| Tyus, Alex         | 2-3   | 0-0   | 0-0  | 3   | 0  | 4  | 0  | 0  | 1   | 0 | 15  |
| Parsons, C.        | 2-9   | 0-3   | 0-0  | 2   | 0  | 4  | 0  | 1  | 0   | 0 | 24  |
| TEAM               |       |       |      | 3   |    |    |    |    |     |   |     |
| Totals.....        | 30-65 | 9-27  | 4-5  | 39  | 15 | 73 | 15 | 19 | 1   | 2 | 200 |

|                  |                              |                              |                    |             |
|------------------|------------------------------|------------------------------|--------------------|-------------|
| <b>TOTAL FG%</b> | <b>1st Half: 14-29 48.3%</b> | <b>2nd Half: 16-36 44.4%</b> | <b>Game: 46.2%</b> | <b>DB</b>   |
| <b>3-Pt. FG%</b> | <b>1st Half: 4-12 33.3%</b>  | <b>2nd Half: 5-15 33.3%</b>  | <b>Game: 33.3%</b> | <b>REBS</b> |
| <b>F Throw %</b> | <b>1st Half: 1-2 50.0%</b>   | <b>2nd Half: 3-3 100%</b>    | <b>Game: 80.0%</b> | <b>1</b>    |

Officials: Karl Hess, Jim Burr, Tom Eades  
 Technical fouls: LSU-None. University of Florida-None.  
 Attendance: 11880

| Score by Periods             | 1st       | 2nd       | Total     |
|------------------------------|-----------|-----------|-----------|
| <b>LSU</b>                   | <b>41</b> | <b>44</b> | <b>85</b> |
| <b>University of Florida</b> | <b>33</b> | <b>40</b> | <b>73</b> |

**Game 24 -- Kentucky 67, LSU 63**  
**02/16/08 12:00 pm at Maravich Center (Baton Rouge, LA)**

| Kentucky 13-10 (7-3) | fg-a  | 3fg-a | ft-a | reb | pf | tp | a  | to | blk | s | min |
|----------------------|-------|-------|------|-----|----|----|----|----|-----|---|-----|
| Player               | fg-a  | 3fg-a | ft-a | reb | pf | tp | a  | to | blk | s | min |
| Crawford, Joe f      | 8-14  | 3-7   | 2-3  | 2   | 1  | 21 | 2  | 2  | 0   | 0 | 37  |
| Harris, Ramon f      | 0-0   | 0-0   | 0-0  | 1   | 0  | 0  | 0  | 0  | 0   | 0 | 4   |
| Coury, Mark f        | 0-1   | 0-0   | 0-0  | 1   | 0  | 0  | 0  | 0  | 0   | 0 | 3   |
| Patterson, P. c      | 7-10  | 0-0   | 0-1  | 5   | 3  | 14 | 1  | 3  | 0   | 0 | 33  |
| Bradley, Ramel g     | 5-11  | 2-3   | 4-4  | 7   | 2  | 16 | 6  | 5  | 0   | 3 | 40  |
| Jasper, Derrick      | 2-4   | 0-1   | 2-2  | 7   | 3  | 6  | 3  | 2  | 0   | 0 | 34  |
| Stewart, A.J.        | 0-0   | 0-0   | 0-0  | 1   | 0  | 0  | 0  | 0  | 0   | 0 | 9   |
| Stevenson, Perry     | 1-5   | 0-0   | 0-0  | 4   | 4  | 2  | 2  | 1  | 3   | 0 | 27  |
| Meeks, Jodie         | 2-5   | 2-3   | 0-0  | 1   | 0  | 6  | 2  | 0  | 0   | 0 | 12  |
| Carter, Jared        | 1-1   | 0-0   | 0-0  | 0   | 0  | 2  | 0  | 0  | 0   | 0 | 1   |
| TEAM                 |       |       |      | 2   |    |    |    |    |     |   |     |
| Totals.....          | 26-51 | 7-14  | 8-10 | 31  | 13 | 67 | 16 | 13 | 3   | 3 | 200 |

|                  |                              |                              |                    |             |
|------------------|------------------------------|------------------------------|--------------------|-------------|
| <b>TOTAL FG%</b> | <b>1st Half: 12-26 46.2%</b> | <b>2nd Half: 14-25 56.0%</b> | <b>Game: 51.0%</b> | <b>DB</b>   |
| <b>3-Pt. FG%</b> | <b>1st Half: 4-8 50.0%</b>   | <b>2nd Half: 3-6 50.0%</b>   | <b>Game: 50.0%</b> | <b>REBS</b> |
| <b>F Throw %</b> | <b>1st Half: 0-1 0.0%</b>    | <b>2nd Half: 8-9 88.9%</b>   | <b>Game: 80.0%</b> | <b>0</b>    |

| LSU 9-15 (2-8)      | fg-a | 3fg-a | ft-a | reb | pf | tp | a | to | blk | s | min |
|---------------------|------|-------|------|-----|----|----|---|----|-----|---|-----|
| Player              | fg-a | 3fg-a | ft-a | reb | pf | tp | a | to | blk | s | min |
| Randolph, A. f      | 9-16 | 0-0   | 6-8  | 14  | 3  | 24 | 0 | 4  | 1   | 4 | 38  |
| Johnson, Chris c    | 2-9  | 0-3   | 0-0  | 4   | 3  | 4  | 1 | 2  | 1   | 0 | 32  |
| Thornton, M. g      | 4-14 | 1-4   | 0-0  | 5   | 3  | 9  | 1 | 1  | 0   | 1 | 36  |
| Temple, Garrett g</ |      |       |      |     |    |    |   |    |     |   |     |

**Game 25 -- Arkansas 87, LSU 61**  
**02-20-08 7:05 p.m. at Fayetteville, Ark.**

LSU 9-16, 2-9

| Player            | fg-a  | 3fg-a | ft-a  | reb | pf | tp | a  | to | blk | s | min |
|-------------------|-------|-------|-------|-----|----|----|----|----|-----|---|-----|
| Randolph, A. f    | 6-14  | 0-1   | 4-7   | 7   | 4  | 16 | 0  | 4  | 4   | 0 | 36  |
| Johnson, Chris c  | 3-11  | 1-4   | 2-4   | 7   | 5  | 9  | 3  | 4  | 0   | 0 | 32  |
| Martin, Terry g   | 6-13  | 2-6   | 4-5   | 5   | 2  | 18 | 1  | 3  | 0   | 0 | 30  |
| Temple, Garrett g | 2-8   | 0-2   | 4-6   | 7   | 3  | 8  | 6  | 3  | 0   | 3 | 40  |
| Farrer, Alex g    | 2-4   | 0-0   | 1-4   | 3   | 1  | 5  | 2  | 2  | 0   | 1 | 29  |
| Thornton, Marcus  | 1-3   | 0-0   | 0-0   | 1   | 0  | 2  | 0  | 0  | 0   | 0 | 4   |
| Spencer, Bo       | 13-   | 1-1   | 0-0   | 2   | 0  | 3  | 2  | 0  | 0   | 1 | 17  |
| Green, Garrett    | 0-0   | 0-0   | 0-0   | 0   | 3  | 0  | 0  | 0  | 0   | 0 | 6   |
| Thornton, Quintin | 0-1   | 0-0   | 0-0   | 1   | 1  | 0  | 0  | 0  | 0   | 0 | 6   |
| TEAM              |       |       |       | 1   |    |    |    |    |     |   |     |
| Totals.....       | 21-57 | 4-14  | 15-26 | 34  | 19 | 61 | 14 | 16 | 4   | 5 | 200 |

|                  |                              |                              |                    |             |
|------------------|------------------------------|------------------------------|--------------------|-------------|
| <b>TOTAL FG%</b> | <b>1st Half: 10-31 32.3%</b> | <b>2nd Half: 11-26 42.3%</b> | <b>Game: 36.8%</b> | <b>DB</b>   |
| <b>3-Pt. FG%</b> | <b>1st Half: 1-6 16.7%</b>   | <b>2nd Half: 3-8 37.5%</b>   | <b>Game: 28.6%</b> | <b>REBS</b> |
| <b>F Throw %</b> | <b>1st Half: 7-12 58.3%</b>  | <b>2nd Half: 8-14 57.1%</b>  | <b>Game: 57.7%</b> | <b>7,1</b>  |

Arkansas 18-7, 7-4

| Player            | fg-a  | 3fg-a | ft-a  | reb | pf | tp | a  | to | blk | s | min |
|-------------------|-------|-------|-------|-----|----|----|----|----|-----|---|-----|
| Weems, Sonny f    | 4-11  | 2-4   | 1-2   | 2   | 2  | 11 | 4  | 2  | 0   | 1 | 16  |
| Washington, Mi. f | 1-4   | 0-0   | 3-4   | 3   | 2  | 5  | 0  | 1  | 0   | 1 | 12  |
| Hill, Steven c    | 3-4   | 0-0   | 0-1   | 3   | 1  | 6  | 0  | 0  | 2   | 1 | 18  |
| Ervin, Gary g     | 7-13  | 1-3   | 2-2   | 6   | 1  | 17 | 2  | 3  | 0   | 1 | 25  |
| Beverley, P. g    | 3-6   | 2-4   | 1-3   | 9   | 1  | 9  | 3  | 2  | 1   | 2 | 33  |
| Thomas, Charles   | 3-4   | 0-1   | 0-0   | 2   | 4  | 6  | 1  | 2  | 0   | 0 | 14  |
| Townes, Darian    | 6-6   | 0-0   | 0-0   | 7   | 2  | 12 | 4  | 0  | 1   | 1 | 18  |
| Britt, Marcus     | 0-1   | 0-1   | 2-2   | 0   | 0  | 2  | 1  | 0  | 0   | 0 | 12  |
| Welsh, Stefan     | 3-8   | 3-5   | 1-2   | 2   | 1  | 10 | 3  | 3  | 0   | 0 | 22  |
| Rakestraw, Nate   | 0-1   | 0-1   | 0-2   | 0   | 1  | 0  | 0  | 1  | 0   | 0 | 9   |
| Patsatsia, Levan  | 0-0   | 0-0   | 0-0   | 0   | 0  | 0  | 0  | 0  | 0   | 0 | 3   |
| Cox, Stephen      | 0-1   | 0-0   | 0-0   | 1   | 0  | 0  | 0  | 0  | 0   | 0 | 2   |
| Hunter, Vincent   | 3-4   | 3-4   | 0-0   | 1   | 2  | 9  | 0  | 0  | 1   | 0 | 16  |
| TEAM              |       |       |       | 2   |    |    |    |    |     |   |     |
| Totals.....       | 33-63 | 11-23 | 10-18 | 38  | 17 | 87 | 18 | 14 | 5   | 7 | 200 |

|                  |                              |                              |                    |             |
|------------------|------------------------------|------------------------------|--------------------|-------------|
| <b>TOTAL FG%</b> | <b>1st Half: 20-34 58.8%</b> | <b>2nd Half: 13-29 44.8%</b> | <b>Game: 52.4%</b> | <b>DB</b>   |
| <b>3-Pt. FG%</b> | <b>1st Half: 9-13 69.2%</b>  | <b>2nd Half: 2-10 20.0%</b>  | <b>Game: 47.8%</b> | <b>REBS</b> |
| <b>F Throw %</b> | <b>1st Half: 2-3 66.7%</b>   | <b>2nd Half: 8-15 53.3%</b>  | <b>Game: 55.6%</b> | <b>4,1</b>  |

Officials: J.B. Caldwell, Doug Sirmons, Les Jones  
 Technical fouls: LSU-Johnson, Chris. Arkansas-None.  
 Attendance: 16212

| Score by Periods | 1st | 2nd | Total |
|------------------|-----|-----|-------|
| LSU              | 28  | 33  | 61    |
| Arkansas         | 51  | 36  | 87    |

LSU Season Schedule/Results & Leaders (as of Feb 21, 2008)  
All games

|                            |                |              |              |                |
|----------------------------|----------------|--------------|--------------|----------------|
| <b>RECORD:</b>             | <b>OVERALL</b> | <b>HOME</b>  | <b>AWAY</b>  | <b>NEUTRAL</b> |
| <b>ALL GAMES.....</b>      | <b>(9-16)</b>  | <b>(6-6)</b> | <b>(2-8)</b> | <b>(1-2)</b>   |
| <b>CONFERENCE.....</b>     | <b>(2-9)</b>   | <b>(0-5)</b> | <b>(2-4)</b> | <b>(0-0)</b>   |
| <b>NON-CONFERENCE.....</b> | <b>(7-7)</b>   | <b>(6-1)</b> | <b>(0-4)</b> | <b>(1-2)</b>   |

| DATE     | TIME       | OPPONENT                   |   | SCORE | ATTEND   | HIGH POINTS           | HIGH REBOUNDS         |
|----------|------------|----------------------------|---|-------|----------|-----------------------|-----------------------|
| -----    |            |                            |   |       |          |                       |                       |
| 11/12/07 | 7:00 pm    | SOUTHEASTERN LOUISIANA     | W | 72-62 | 8171     | (27)Thornton, Marcus  | (13)Randolph, Anthony |
| 11/14/07 | 7:00 pm    | MCNEESE STATE              | W | 78-74 | 7891     | (24)Thornton, Marcus  | (14)Mitchell, Tasmin  |
| 11-19-07 | 12 p.m.    | & vs OKLAHOMA STATE        |   | 77-83 | L 2500   | (20)Thornton, Marcus  | (6)Martin, Terry      |
| 11-20-07 | 8:30 a.m.  | & vs CHAMINADE             | W | 78-72 | 2500     | (21)Randolph, Anthony | (11)Johnson, Chris    |
| 11-21-07 | 9 a.m.     | & vs ARIZONA STATE         |   | 84-87 | LOT 2500 | (21)Randolph, Anthony | (12)Thornton, Marcus  |
| 11/28/07 | 7:00 pm    | NICHOLLS STATE             | W | 68-41 | 7704     | (24)Thornton, Marcus  | (7)Randolph, Anthony  |
| 11/30/07 | 7:00 pm    | SOUTHERN UNIVERSITY        | W | 88-45 | 7719     | (24)Randolph, Anthony | (11)Randolph, Anthony |
| 12/06/07 | 9:30 PM    | # at Villanova             |   | 67-68 | L 9212   | (15)Thornton, Marcus  | (13)Thornton, Marcus  |
| 12/15/07 | 7:00 pm    | NORTHWESTERN STATE         | W | 82-58 | 7809     | (22)Thornton, Marcus  | (8)Randolph, Anthony  |
| 12-19-07 | 7:07 pm    | at Wichita St.             |   | 47-67 | L 10478  | (12)Thornton, Marcus  | (11)Thornton, Marcus  |
| 12/22/07 | 2:00 pm    | OREGON STATE               | W | 67-61 | 7713     | (20)Thornton, Marcus  | (9)Randolph, Anthony  |
| 12/29/07 | 2:00 pm    | WASHINGTON                 |   | 65-73 | L 8947   | (19)Johnson, Chris    | (9)Randolph, Anthony  |
|          |            |                            |   |       |          |                       | (9)Johnson, Chris     |
| 01/02/08 | 8 p.m.     | at Tulane                  |   | 63-68 | L 3690   | (19)Martin, Terry     | (9)Randolph, Anthony  |
| 01/05/08 | 7 p.m.     | at Texas A&M               |   | 53-79 | L 12255  | (16)Randolph, Anthony | (7)Randolph, Anthony  |
|          |            |                            |   |       |          |                       | (7)Thornton, Marcus   |
| 01/09/08 | 7:00 PM    | * MISSISSIPPI STATE        |   | 39-61 | L 7843   | (12)Thornton, Marcus  | (9)Randolph, Anthony  |
| 01-12-08 | 5:00 pm    | * at Ole Miss              |   | 71-74 | L 9328   | (25)Thornton, Marcus  | (11)Randolph, Anthony |
| 01/16/08 | 7:00 pm    | * AUBURN                   |   | 67-74 | L 9746   | (27)Thornton, Marcus  | (6)Thornton, Marcus   |
| 1/19/08  | 12 p.m.    | * at Vanderbilt            |   | 76-92 | L 13797  | (27)Thornton, Marcus  | (19)Randolph, Anthony |
| 01/26/08 | 8:00 pm    | * ARKANSAS                 |   | 52-68 | L 8860   | (20)Thornton, Marcus  | (9)Thornton, Quintin  |
| 01-30-08 | 7:00 p.m.  | * at Auburn                | W | 81-80 | 5749     | (38)Thornton, Marcus  | (8)Temple, Garrett    |
| 02/02/08 | 2:00PM CST | * at University of Alabama |   | 72-81 | L 15316  | (22)Thornton, Marcus  | (12)Randolph, Anthony |
| 02/09/08 | 2:00 pm    | * TENNESSEE                |   | 45-47 | L 10165  | (17)Johnson, Chris    | (8)Randolph, Anthony  |
|          |            |                            |   |       |          |                       | (8)Johnson, Chris     |
| 02/13/08 | 8 p.m.     | * at University of Florid  | W | 85-73 | 11880    | (22)Randolph, Anthony | (6)Johnson, Chris     |
| 02/16/08 | 12:00 pm   | * KENTUCKY                 |   | 63-67 | L 9870   | (24)Randolph, Anthony | (14)Randolph, Anthony |
| 02-20-08 | 7:05 p.m.  | * at Arkansas              |   | 61-87 | L 16212  | (18)Martin, Terry     | (7)Randolph, Anthony  |
|          |            |                            |   |       |          |                       | (7)Johnson, Chris     |
|          |            |                            |   |       |          |                       | (7)Temple, Garrett    |

\* SEC Games  
 & EA Sports Maui Invitational  
 # Pizza Hut Big East/SEC Invitational

| ATTENDANCE SUMMARY | GAMES | TOTALS | AVG/GAME |
|--------------------|-------|--------|----------|
| HOME.....          | 12    | 102438 | 8536     |
| AWAY.....          | 10    | 107917 | 10792    |
| NEUTRAL.....       | 3     | 7500   | 2500     |
| TOTAL.....         | 25    | 217855 | 8714     |



LSU Combined Team Statistics (as of Feb 21, 2008)  
All games

|                            |                |              |              |                |
|----------------------------|----------------|--------------|--------------|----------------|
| <b>RECORD:</b>             | <b>OVERALL</b> | <b>HOME</b>  | <b>AWAY</b>  | <b>NEUTRAL</b> |
| <b>ALL GAMES.....</b>      | <b>(9-16)</b>  | <b>(6-6)</b> | <b>(2-8)</b> | <b>(1-2)</b>   |
| <b>CONFERENCE.....</b>     | <b>(2-9)</b>   | <b>(0-5)</b> | <b>(2-4)</b> | <b>(0-0)</b>   |
| <b>NON-CONFERENCE.....</b> | <b>(7-7)</b>   | <b>(6-1)</b> | <b>(0-4)</b> | <b>(1-2)</b>   |

| ## Player              | GP-GS | Min--Avg | ---TOTAL--- |      | ---3-PTS--- |      | FT-FTA  | Pct  | ----REBOUNDS---- |     |     |      | PF  | FO | A   | TO  | Blk | Stl | Pts  | Avg  |
|------------------------|-------|----------|-------------|------|-------------|------|---------|------|------------------|-----|-----|------|-----|----|-----|-----|-----|-----|------|------|
|                        |       |          | FG-FGA      | Pct  | 3FG-FGA     | Pct  |         |      | Off              | Def | Tot | Avg  |     |    |     |     |     |     |      |      |
| 05 Thornton, Marcus... | 25-24 | 828 33.1 | 161-380     | .424 | 67-184      | .364 | 70-84   | .833 | 52               | 87  | 139 | 5.6  | 56  | 0  | 31  | 54  | 7   | 36  | 459  | 18.4 |
| 03 Randolph, Anthony.. | 25-25 | 808 32.3 | 140-301     | .465 | 2-17        | .118 | 82-125  | .656 | 67               | 147 | 214 | 8.6  | 68  | 1  | 32  | 73  | 60  | 31  | 364  | 14.6 |
| 21 Johnson, Chris..... | 19-16 | 542 28.5 | 86-157      | .548 | 11-36       | .306 | 34-39   | .872 | 32               | 63  | 95  | 5.0  | 45  | 2  | 14  | 46  | 39  | 15  | 217  | 11.4 |
| 13 Martin, Terry.....  | 25-17 | 647 25.9 | 86-236      | .364 | 38-126      | .302 | 17-23   | .739 | 17               | 49  | 66  | 2.6  | 43  | 1  | 42  | 42  | 9   | 7   | 227  | 9.1  |
| 01 Mitchell, Tasmin... | 3-3   | 66 22.0  | 7-21        | .333 | 0-5         | .000 | 8-10    | .800 | 5                | 12  | 17  | 5.7  | 8   | 0  | 6   | 9   | 1   | 7   | 22   | 7.3  |
| 14 Temple, Garrett.... | 25-23 | 863 34.5 | 51-124      | .411 | 20-63       | .317 | 49-63   | .778 | 25               | 78  | 103 | 4.1  | 68  | 1  | 90  | 61  | 19  | 34  | 171  | 6.8  |
| 11 Spencer, Bo.....    | 25-3  | 412 16.5 | 30-88       | .341 | 18-55       | .327 | 16-22   | .727 | 9                | 24  | 33  | 1.3  | 26  | 0  | 39  | 26  | 1   | 13  | 94   | 3.8  |
| 02 Mason, Dameon.....  | 7-0   | 120 17.1 | 9-28        | .321 | 0-0         | .000 | 4-11    | .364 | 5                | 16  | 21  | 3.0  | 13  | 0  | 5   | 5   | 4   | 5   | 22   | 3.1  |
| 30 Farrer, Alex.....   | 21-8  | 347 16.5 | 24-56       | .429 | 5-23        | .217 | 11-20   | .550 | 10               | 24  | 34  | 1.6  | 28  | 0  | 26  | 20  | 1   | 12  | 64   | 3.0  |
| 20 Green, Garrett....  | 20-1  | 218 10.9 | 18-40       | .450 | 2-3         | .667 | 3-7     | .429 | 14               | 22  | 36  | 1.8  | 39  | 1  | 3   | 11  | 4   | 1   | 41   | 2.1  |
| 32 Thornton, Quintin.. | 11-5  | 168 15.3 | 7-11        | .636 | 0-0         | .000 | 4-6     | .667 | 6                | 16  | 22  | 2.0  | 25  | 0  | 7   | 6   | 2   | 1   | 18   | 1.6  |
| 10 Terrebonne, Greg... | 3-0   | 6 2.0    | 1-3         | .333 | 0-0         | .000 | 0-0     | .000 | 0                | 0   | 0   | 0.0  | 0   | 0  | 2   | 1   | 0   | 0   | 2    | 0.7  |
| TEAM.....              |       |          |             |      |             |      |         |      | 33               | 52  | 85  | 3.4  | 2   |    | 2   |     |     |     |      |      |
| Total.....             | 25    | 5025     | 620-1445    | .429 | 163-512     | .318 | 298-410 | .727 | 275              | 590 | 865 | 34.6 | 421 | 6  | 297 | 356 | 147 | 162 | 1701 | 68.0 |
| Opponents.....         | 25    | 5025     | 643-1498    | .429 | 172-485     | .355 | 284-425 | .668 | 341              | 604 | 945 | 37.8 | 408 | 6  | 316 | 354 | 87  | 172 | 1742 | 69.7 |

| TEAM STATISTICS         | LS       | OPP      | DATE                                  | OPPONENT                 | W/L | SCORE | ATTEND |
|-------------------------|----------|----------|---------------------------------------|--------------------------|-----|-------|--------|
| SCORING.....            | 1701     | 1742     | 11/12/07                              | SOUTHEASTERN LOUISIANA   | W   | 72-62 | 8171   |
| Points per game.....    | 68.0     | 69.7     | 11/14/07                              | MCNEESE STATE            | W   | 78-74 | 7891   |
| Scoring margin.....     | -1.6     | -        | &11-19-07                             | vs OKLAHOMA STATE        | L   | 77-83 | 2500   |
| FIELD GOALS-ATT.....    | 620-1445 | 643-1498 | &11-20-07                             | vs CHAMINADE             | W   | 78-72 | 2500   |
| Field goal pct.....     | .429     | .429     | &11-21-07                             | vs ARIZONA STATE         | LOT | 84-87 | 2500   |
| 3 POINT FG-ATT.....     | 163-512  | 172-485  | 11/28/07                              | NICHOLLS STATE           | W   | 68-41 | 7704   |
| 3-point FG pct.....     | .318     | .355     | 11/30/07                              | SOUTHERN UNIVERSITY      | W   | 88-45 | 7719   |
| 3-pt FG made per game.. | 6.5      | 6.9      | #12/06/07                             | at Villanova             | L   | 67-68 | 9212   |
| FREE THROWS-ATT.....    | 298-410  | 284-425  | 12/15/07                              | NORTHWESTERN STATE       | W   | 82-58 | 7809   |
| Free throw pct.....     | .727     | .668     | 12-19-07                              | at Wichita St.           | L   | 47-67 | 10478  |
| REBOUNDS.....           | 865      | 945      | 12/22/07                              | OREGON STATE             | W   | 67-61 | 7713   |
| Rebounds per game.....  | 34.6     | 37.8     | 12/29/07                              | WASHINGTON               | L   | 65-73 | 8947   |
| Rebounding margin.....  | -3.2     | -        | 01/02/08                              | at Tulane                | L   | 63-68 | 3690   |
| ASSISTS.....            | 297      | 316      | 01/05/08                              | at Texas A&M             | L   | 53-79 | 12255  |
| Assists per game.....   | 11.9     | 12.6     | *01/09/08                             | MISSISSIPPI STATE        | L   | 39-61 | 7843   |
| TURNOVERS.....          | 356      | 354      | *01-12-08                             | at Ole Miss              | L   | 71-74 | 9328   |
| Turnovers per game..... | 14.2     | 14.2     | *01/16/08                             | AUBURN                   | L   | 67-74 | 9746   |
| Turnover margin.....    | -0.1     | -        | *1/19/08                              | at Vanderbilt            | L   | 76-92 | 13797  |
| Assist/turnover ratio.. | 0.8      | 0.9      | *01/26/08                             | ARKANSAS                 | L   | 52-68 | 8860   |
| STEALS.....             | 162      | 172      | *01-30-08                             | at Auburn                | W   | 81-80 | 5749   |
| Steals per game.....    | 6.5      | 6.9      | *02/02/08                             | at University of Alabama | L   | 72-81 | 15316  |
| BLOCKS.....             | 147      | 87       | *02/09/08                             | TENNESSEE                | L   | 45-47 | 10165  |
| Blocks per game.....    | 5.9      | 3.5      | *02/13/08                             | at University of Florid  | W   | 85-73 | 11880  |
| WINNING STREAK.....     | 0        | -        | *02/16/08                             | KENTUCKY                 | L   | 63-67 | 9870   |
| Home win streak.....    | 0        | -        | *02-20-08                             | at Arkansas              | L   | 61-87 | 16212  |
| ATTENDANCE.....         | 102438   | 115417   | * SEC Games                           |                          |     |       |        |
| Home games-Avg/Game.... | 12-8536  | 10-10792 | & EA Sports Maui Invitational         |                          |     |       |        |
| Neutral site-Avg/Game.. | -        | 3-2500   | # Pizza Hut Big East/SEC Invitational |                          |     |       |        |

| SCORE BY PERIODS: | 1st | 2nd | OT | Total |
|-------------------|-----|-----|----|-------|
| LSU.....          | 791 | 904 | 6  | 1701  |
| Opponents.....    | 837 | 896 | 9  | 1742  |

**LSU Combined Team Statistics (as of Feb 21, 2008)**  
**Conference games**

|                            |                |              |              |                |
|----------------------------|----------------|--------------|--------------|----------------|
| <b>RECORD:</b>             | <b>OVERALL</b> | <b>HOME</b>  | <b>AWAY</b>  | <b>NEUTRAL</b> |
| <b>ALL GAMES.....</b>      | <b>(2-9)</b>   | <b>(0-5)</b> | <b>(2-4)</b> | <b>(0-0)</b>   |
| <b>CONFERENCE.....</b>     | <b>(2-9)</b>   | <b>(0-5)</b> | <b>(2-4)</b> | <b>(0-0)</b>   |
| <b>NON-CONFERENCE.....</b> | <b>(0-0)</b>   | <b>(0-0)</b> | <b>(0-0)</b> | <b>(0-0)</b>   |

| ## Player              | GP-GS | Min--Avg | ---TOTAL--- |      | ---3-PTS--- |      | FT-FTA  | Pct  | ---REBOUNDS--- |     |     |      | PF  | FO | A   | TO  | Blk | Stl | Pts  | Avg  |
|------------------------|-------|----------|-------------|------|-------------|------|---------|------|----------------|-----|-----|------|-----|----|-----|-----|-----|-----|------|------|
|                        |       |          | FG-FGA      | Pct  | 3FG-FGA     | Pct  |         |      | Off            | Def | Tot | Avg  |     |    |     |     |     |     |      |      |
| 05 Thornton, Marcus... | 11-10 | 358 32.5 | 75-176      | .426 | 36-88       | .409 | 28-34   | .824 | 20             | 33  | 53  | 4.8  | 23  | 0  | 8   | 25  | 1   | 14  | 214  | 19.5 |
| 03 Randolph, Anthony.. | 11-11 | 381 34.6 | 68-147      | .463 | 0-3         | .000 | 34-54   | .630 | 37             | 67  | 104 | 9.5  | 30  | 0  | 13  | 41  | 22  | 9   | 170  | 15.5 |
| 21 Johnson, Chris..... | 6-4   | 187 31.2 | 27-62       | .435 | 4-20        | .200 | 10-12   | .833 | 14             | 18  | 32  | 5.3  | 18  | 1  | 8   | 12  | 2   | 68  | 11.3 |      |
| 14 Temple, Garrett.... | 11-11 | 401 36.5 | 26-70       | .371 | 10-34       | .294 | 24-30   | .800 | 17             | 36  | 53  | 4.8  | 30  | 0  | 42  | 25  | 4   | 17  | 86   | 7.8  |
| 13 Martin, Terry.....  | 11-3  | 251 22.8 | 30-88       | .341 | 11-47       | .234 | 9-11    | .818 | 7              | 12  | 19  | 1.7  | 17  | 1  | 14  | 13  | 1   | 2   | 80   | 7.3  |
| 02 Mason, Dameon.....  | 1-0   | 29 29.0  | 3-9         | .333 | 0-0         | .000 | 1-2     | .500 | 1              | 2   | 3   | 3.0  | 3   | 0  | 0   | 2   | 1   | 3   | 7    | 7.0  |
| 30 Farrer, Alex.....   | 11-8  | 256 23.3 | 20-45       | .444 | 3-17        | .176 | 6-10    | .600 | 8              | 17  | 25  | 2.3  | 22  | 0  | 19  | 14  | 1   | 10  | 49   | 4.5  |
| 32 Thornton, Quintin.. | 11-5  | 168 15.3 | 7-11        | .636 | 0-0         | .000 | 4-6     | .667 | 6              | 16  | 22  | 2.0  | 25  | 0  | 7   | 6   | 2   | 1   | 18   | 1.6  |
| 20 Green, Garrett..... | 8-1   | 69 8.6   | 4-14        | .286 | 1-2         | .500 | 1-2     | .500 | 5              | 1   | 6   | 0.8  | 13  | 0  | 0   | 2   | 1   | 0   | 10   | 1.3  |
| 11 Spencer, Bo.....    | 11-2  | 100 9.1  | 4-23        | .174 | 1-11        | .091 | 1-2     | .500 | 3              | 7   | 10  | 0.9  | 5   | 0  | 6   | 2   | 0   | 5   | 10   | 0.9  |
| TEAM.....              |       |          |             |      |             |      |         |      | 16             | 25  | 41  | 3.7  | 1   |    | 1   |     |     |     |      |      |
| Total.....             | 11    | 2200     | 264-645     | .409 | 66-222      | .297 | 118-163 | .724 | 134            | 234 | 368 | 33.5 | 187 | 2  | 117 | 143 | 45  | 63  | 712  | 64.7 |
| Opponents.....         | 11    | 2200     | 300-635     | .472 | 89-219      | .406 | 115-177 | .650 | 135            | 265 | 400 | 36.4 | 169 | 0  | 155 | 146 | 44  | 66  | 804  | 73.1 |

| TEAM STATISTICS         | LS      | OPP     | DATE                                  | OPPONENT                 | W/L | SCORE | ATTEND |
|-------------------------|---------|---------|---------------------------------------|--------------------------|-----|-------|--------|
| SCORING.....            | 712     | 804     | *01/09/08                             | MISSISSIPPI STATE        | L   | 39-61 | 7843   |
| Points per game.....    | 64.7    | 73.1    | *01-12-08                             | at Ole Miss              | L   | 71-74 | 9328   |
| Scoring margin.....     | -8.4    | -       | *01/16/08                             | AUBURN                   | L   | 67-74 | 9746   |
| FIELD GOALS-ATT.....    | 264-645 | 300-635 | *1/19/08                              | at Vanderbilt            | L   | 76-92 | 13797  |
| Field goal pct.....     | .409    | .472    | *01/26/08                             | ARKANSAS                 | L   | 52-68 | 8860   |
| 3 POINT FG-ATT.....     | 66-222  | 89-219  | *01-30-08                             | at Auburn                | W   | 81-80 | 5749   |
| 3-point FG pct.....     | .297    | .406    | *02/02/08                             | at University of Alabama | L   | 72-81 | 15316  |
| 3-pt FG made per game.. | 6.0     | 8.1     | *02/09/08                             | TENNESSEE                | L   | 45-47 | 10165  |
| FREE THROWS-ATT.....    | 118-163 | 115-177 | *02/13/08                             | at University of Florid  | W   | 85-73 | 11880  |
| Free throw pct.....     | .724    | .650    | *02/16/08                             | KENTUCKY                 | L   | 63-67 | 9870   |
| REBOUNDS.....           | 368     | 400     | *02-20-08                             | at Arkansas              | L   | 61-87 | 16212  |
| Rebounds per game.....  | 33.5    | 36.4    | * SEC Games                           |                          |     |       |        |
| Rebounding margin.....  | -2.9    | -       | & EA Sports Maui Invitational         |                          |     |       |        |
| ASSISTS.....            | 117     | 155     | # Pizza Hut Big East/SEC Invitational |                          |     |       |        |
| Assists per game.....   | 10.6    | 14.1    |                                       |                          |     |       |        |
| TURNOVERS.....          | 143     | 146     |                                       |                          |     |       |        |
| Turnovers per game....  | 13.0    | 13.3    |                                       |                          |     |       |        |
| Turnover margin.....    | +0.3    | -       |                                       |                          |     |       |        |
| Assist/turnover ratio.. | 0.8     | 1.1     |                                       |                          |     |       |        |
| STEALS.....             | 63      | 66      |                                       |                          |     |       |        |
| Steals per game.....    | 5.7     | 6.0     |                                       |                          |     |       |        |
| BLOCKS.....             | 45      | 44      |                                       |                          |     |       |        |
| Blocks per game.....    | 4.1     | 4.0     |                                       |                          |     |       |        |
| WINNING STREAK.....     | 0       | -       |                                       |                          |     |       |        |
| Home win streak.....    | 0       | -       |                                       |                          |     |       |        |
| ATTENDANCE.....         | 46484   | 72282   |                                       |                          |     |       |        |
| Home games-Avg/Game.... | 5-9297  | 6-12047 |                                       |                          |     |       |        |
| Neutral site-Avg/Game.. | -       | 0-0     |                                       |                          |     |       |        |

| SCORE BY PERIODS: | 1st | 2nd | Total |
|-------------------|-----|-----|-------|
| LSU.....          | 334 | 378 | - 712 |
| Opponents.....    | 402 | 402 | - 804 |

LSU Category Leaders (as of Feb 21, 2008)  
All games

| FG PERCENTAGE        | FG  | ATT | Pct  |
|----------------------|-----|-----|------|
| Thornton, Quintin... | 7   | 11  | .636 |
| Johnson, Chris.....  | 86  | 157 | .548 |
| Randolph, Anthony... | 140 | 301 | .465 |
| Green, Garrett.....  | 18  | 40  | .450 |
| Farrer, Alex.....    | 24  | 56  | .429 |
| Thornton, Marcus.... | 161 | 380 | .424 |
| Temple, Garrett..... | 51  | 124 | .411 |
| Martin, Terry.....   | 86  | 236 | .364 |
| Spencer, Bo.....     | 30  | 88  | .341 |
| Terrebonne, Greg.... | 1   | 3   | .333 |
| Mitchell, Tasmin.... | 7   | 21  | .333 |
| Mason, Dameon.....   | 9   | 28  | .321 |

| 3-POINT PERCENTAGE   | 3FG | ATT | Pct  |
|----------------------|-----|-----|------|
| Green, Garrett.....  | 2   | 3   | .667 |
| Thornton, Marcus.... | 67  | 184 | .364 |
| Spencer, Bo.....     | 18  | 55  | .327 |
| Temple, Garrett..... | 20  | 63  | .317 |
| Johnson, Chris.....  | 11  | 36  | .306 |
| Martin, Terry.....   | 38  | 126 | .302 |
| Farrer, Alex.....    | 5   | 23  | .217 |
| Randolph, Anthony... | 2   | 17  | .118 |
| Mitchell, Tasmin.... | 0   | 5   | .000 |

| FT PERCENTAGE        | FT | ATT | Pct  |
|----------------------|----|-----|------|
| Johnson, Chris.....  | 34 | 39  | .872 |
| Thornton, Marcus.... | 70 | 84  | .833 |
| Mitchell, Tasmin.... | 8  | 10  | .800 |
| Temple, Garrett..... | 49 | 63  | .778 |
| Martin, Terry.....   | 17 | 23  | .739 |
| Spencer, Bo.....     | 16 | 22  | .727 |
| Thornton, Quintin... | 4  | 6   | .667 |
| Randolph, Anthony... | 82 | 125 | .656 |
| Farrer, Alex.....    | 11 | 20  | .550 |
| Green, Garrett.....  | 3  | 7   | .429 |
| Mason, Dameon.....   | 4  | 11  | .364 |

| POINTS               | G  | Pts | Pts/G |
|----------------------|----|-----|-------|
| Thornton, Marcus.... | 25 | 459 | 18.4  |
| Randolph, Anthony... | 25 | 364 | 14.6  |
| Martin, Terry.....   | 25 | 227 | 9.1   |
| Johnson, Chris.....  | 19 | 217 | 11.4  |
| Temple, Garrett..... | 25 | 171 | 6.8   |
| Spencer, Bo.....     | 25 | 94  | 3.8   |
| Farrer, Alex.....    | 21 | 64  | 3.0   |
| Green, Garrett.....  | 20 | 41  | 2.1   |
| Mason, Dameon.....   | 7  | 22  | 3.1   |
| Mitchell, Tasmin.... | 3  | 22  | 7.3   |
| Thornton, Quintin... | 11 | 18  | 1.6   |
| Terrebonne, Greg.... | 3  | 2   | 0.7   |

| FIELD GOAL ATTEMPTS  | G  | Att | Att/G |
|----------------------|----|-----|-------|
| Thornton, Marcus.... | 25 | 380 | 15.2  |
| Randolph, Anthony... | 25 | 301 | 12.0  |
| Martin, Terry.....   | 25 | 236 | 9.4   |
| Johnson, Chris.....  | 19 | 157 | 8.3   |
| Temple, Garrett..... | 25 | 124 | 5.0   |

| FIELD GOALS MADE     | G  | Made | Made/G |
|----------------------|----|------|--------|
| Thornton, Marcus.... | 25 | 161  | 6.4    |
| Randolph, Anthony... | 25 | 140  | 5.6    |
| Martin, Terry.....   | 25 | 86   | 3.4    |
| Johnson, Chris.....  | 19 | 86   | 4.5    |
| Temple, Garrett..... | 25 | 51   | 2.0    |

| 3-POINT FG ATTEMPTS  | G  | Att | Att/G |
|----------------------|----|-----|-------|
| Thornton, Marcus.... | 25 | 184 | 7.4   |
| Martin, Terry.....   | 25 | 126 | 5.0   |
| Temple, Garrett..... | 25 | 63  | 2.5   |
| Spencer, Bo.....     | 25 | 55  | 2.2   |
| Johnson, Chris.....  | 19 | 36  | 1.9   |

| 3-POINT FGS MADE     | G  | Made | Made/G |
|----------------------|----|------|--------|
| Thornton, Marcus.... | 25 | 67   | 2.7    |
| Martin, Terry.....   | 25 | 38   | 1.5    |
| Temple, Garrett..... | 25 | 20   | 0.8    |
| Spencer, Bo.....     | 25 | 18   | 0.7    |
| Johnson, Chris.....  | 19 | 11   | 0.6    |

| FREE THROW ATTEMPTS  | G  | Att | Att/G |
|----------------------|----|-----|-------|
| Randolph, Anthony... | 25 | 125 | 5.0   |
| Thornton, Marcus.... | 25 | 84  | 3.4   |
| Temple, Garrett..... | 25 | 63  | 2.5   |
| Johnson, Chris.....  | 19 | 39  | 2.1   |
| Martin, Terry.....   | 25 | 23  | 0.9   |

| FREE THROWS MADE     | G  | Made | Made/G |
|----------------------|----|------|--------|
| Randolph, Anthony... | 25 | 82   | 3.3    |
| Thornton, Marcus.... | 25 | 70   | 2.8    |
| Temple, Garrett..... | 25 | 49   | 2.0    |
| Johnson, Chris.....  | 19 | 34   | 1.8    |
| Martin, Terry.....   | 25 | 17   | 0.7    |

| SCORING AVERAGE      | G  | Pts | Avg/G |
|----------------------|----|-----|-------|
| Thornton, Marcus.... | 25 | 459 | 18.4  |
| Randolph, Anthony... | 25 | 364 | 14.6  |
| Johnson, Chris.....  | 19 | 217 | 11.4  |
| Martin, Terry.....   | 25 | 227 | 9.1   |
| Mitchell, Tasmin.... | 3  | 22  | 7.3   |
| Temple, Garrett..... | 25 | 171 | 6.8   |
| Spencer, Bo.....     | 25 | 94  | 3.8   |
| Mason, Dameon.....   | 7  | 22  | 3.1   |
| Farrer, Alex.....    | 21 | 64  | 3.0   |
| Green, Garrett.....  | 20 | 41  | 2.1   |
| Thornton, Quintin... | 11 | 18  | 1.6   |
| Terrebonne, Greg.... | 3  | 2   | 0.7   |

LSU Category Leaders (as of Feb 21, 2008)  
All games

| REBOUNDS             | G  | Reb | Reb/G |
|----------------------|----|-----|-------|
| Randolph, Anthony... | 25 | 214 | 8.6   |
| Thornton, Marcus.... | 25 | 139 | 5.6   |
| Temple, Garrett..... | 25 | 103 | 4.1   |
| Johnson, Chris.....  | 19 | 95  | 5.0   |
| Martin, Terry.....   | 25 | 66  | 2.6   |

| REBOUND AVERAGE      | G  | Reb | Avg/G |
|----------------------|----|-----|-------|
| Randolph, Anthony... | 25 | 214 | 8.6   |
| Mitchell, Tasmin.... | 3  | 17  | 5.7   |
| Thornton, Marcus.... | 25 | 139 | 5.6   |
| Johnson, Chris.....  | 19 | 95  | 5.0   |
| Temple, Garrett..... | 25 | 103 | 4.1   |

| OFFENSIVE REBOUNDS   | G  | No. | Avg/G |
|----------------------|----|-----|-------|
| Randolph, Anthony... | 25 | 67  | 2.7   |
| Thornton, Marcus.... | 25 | 52  | 2.1   |
| Johnson, Chris.....  | 19 | 32  | 1.7   |
| Temple, Garrett..... | 25 | 25  | 1.0   |
| Martin, Terry.....   | 25 | 17  | 0.7   |

| DEFENSIVE REBOUNDS   | G  | No. | Avg/G |
|----------------------|----|-----|-------|
| Randolph, Anthony... | 25 | 147 | 5.9   |
| Thornton, Marcus.... | 25 | 87  | 3.5   |
| Temple, Garrett..... | 25 | 78  | 3.1   |
| Johnson, Chris.....  | 19 | 63  | 3.3   |
| Martin, Terry.....   | 25 | 49  | 2.0   |

| FOULS                | G  | No. | Per/G |
|----------------------|----|-----|-------|
| Temple, Garrett..... | 25 | 68  | 2.7   |
| Randolph, Anthony... | 25 | 68  | 2.7   |
| Thornton, Marcus.... | 25 | 56  | 2.2   |
| Johnson, Chris.....  | 19 | 45  | 2.4   |
| Martin, Terry.....   | 25 | 43  | 1.7   |

| FOULOUTS             | G  | No. |
|----------------------|----|-----|
| Johnson, Chris.....  | 19 | 2   |
| Temple, Garrett..... | 25 | 1   |
| Martin, Terry.....   | 25 | 1   |
| Green, Garrett.....  | 20 | 1   |
| Randolph, Anthony... | 25 | 1   |

| ASSISTS              | G  | No. | A/G |
|----------------------|----|-----|-----|
| Temple, Garrett..... | 25 | 90  | 3.6 |
| Martin, Terry.....   | 25 | 42  | 1.7 |
| Spencer, Bo.....     | 25 | 39  | 1.6 |
| Randolph, Anthony... | 25 | 32  | 1.3 |
| Thornton, Marcus.... | 25 | 31  | 1.2 |

| STEALS               | G  | No. | S/G |
|----------------------|----|-----|-----|
| Thornton, Marcus.... | 25 | 36  | 1.4 |
| Temple, Garrett..... | 25 | 34  | 1.4 |
| Randolph, Anthony... | 25 | 31  | 1.2 |
| Johnson, Chris.....  | 19 | 15  | 0.8 |
| Spencer, Bo.....     | 25 | 13  | 0.5 |

| BLOCKED SHOTS        | G  | No. | Blk/G |
|----------------------|----|-----|-------|
| Randolph, Anthony... | 25 | 60  | 2.4   |
| Johnson, Chris.....  | 19 | 39  | 2.1   |
| Temple, Garrett..... | 25 | 19  | 0.8   |
| Martin, Terry.....   | 25 | 9   | 0.4   |
| Thornton, Marcus.... | 25 | 7   | 0.3   |

| MINUTES              | G  | No. | Min/G |
|----------------------|----|-----|-------|
| Temple, Garrett..... | 25 | 863 | 34.5  |
| Thornton, Marcus.... | 25 | 828 | 33.1  |
| Randolph, Anthony... | 25 | 808 | 32.3  |
| Martin, Terry.....   | 25 | 647 | 25.9  |
| Johnson, Chris.....  | 19 | 542 | 28.5  |

| TURNOVERS            | G  | No. | TO/G |
|----------------------|----|-----|------|
| Randolph, Anthony... | 25 | 73  | 2.9  |
| Temple, Garrett..... | 25 | 61  | 2.4  |
| Thornton, Marcus.... | 25 | 54  | 2.2  |
| Johnson, Chris.....  | 19 | 46  | 2.4  |
| Martin, Terry.....   | 25 | 42  | 1.7  |

**LSU Team Game-by-Game (as of Feb 21, 2008)**  
**All games**

TEAM STATISTICS

| Opponent              | Date     | Score | W/L | ---TOTAL--- |      | --3-PTRS-- |      | ----REBOUNDS---- |      |     |     |     |      |     |     |     |     |     | Pts---Avg |      |
|-----------------------|----------|-------|-----|-------------|------|------------|------|------------------|------|-----|-----|-----|------|-----|-----|-----|-----|-----|-----------|------|
|                       |          |       |     | FG-FGA      | Pct  | 3FG-FGA    | Pct  | FT-FTA           | Pct  | Off | Def | Tot | Avg  | PF  | A   | TO  | Blk | Stl |           |      |
| SOUTHEASTERN LOUISIAN | 11/12/07 | 72-62 | W   | 26-51       | .510 | 6-16       | .375 | 14-20            | .700 | 3   | 26  | 29  | 29.0 | 15  | 13  | 14  | 8   | 11  | 72        | 72.0 |
| MCNEESE STATE         | 11/14/07 | 78-74 | W   | 27-56       | .482 | 3-18       | .167 | 21-29            | .724 | 12  | 26  | 38  | 33.5 | 11  | 13  | 14  | 11  | 9   | 78        | 75.0 |
| vs OKLAHOMA STATE     | 11-19-07 | 77-83 | L   | 25-53       | .472 | 11-25      | .440 | 16-18            | .889 | 9   | 22  | 31  | 32.7 | 25  | 14  | 26  | 7   | 5   | 77        | 75.7 |
| vs CHAMINADE          | 11-20-07 | 78-72 | W   | 32-68       | .471 | 7-21       | .333 | 7-14             | .500 | 14  | 27  | 41  | 34.8 | 13  | 12  | 11  | 11  | 8   | 78        | 76.2 |
| vs ARIZONA STATE      | 11-21-07 | 84-87 | Lot | 29-62       | .468 | 12-33      | .364 | 14-16            | .875 | 13  | 24  | 37  | 35.2 | 25  | 18  | 20  | 5   | 4   | 84        | 77.8 |
| NICHOLLS STATE        | 11/28/07 | 68-41 | W   | 25-48       | .521 | 7-20       | .350 | 11-15            | .733 | 13  | 26  | 39  | 35.8 | 13  | 10  | 21  | 9   | 7   | 68        | 76.2 |
| SOUTHERN UNIVERSITY   | 11/30/07 | 88-45 | W   | 35-65       | .538 | 7-19       | .368 | 11-15            | .733 | 14  | 37  | 51  | 38.0 | 16  | 18  | 12  | 7   | 8   | 88        | 77.9 |
| at Villanova          | 12/06/07 | 67-68 | L   | 22-52       | .423 | 7-23       | .304 | 16-25            | .640 | 9   | 30  | 39  | 38.1 | 23  | 14  | 16  | 14  | 7   | 67        | 76.5 |
| NORTHWESTERN STATE    | 12/15/07 | 82-58 | W   | 25-53       | .472 | 9-20       | .450 | 23-30            | .767 | 5   | 29  | 34  | 37.7 | 10  | 17  | 17  | 7   | 12  | 82        | 77.1 |
| at Wichita St.        | 12-19-07 | 47-67 | L   | 18-58       | .310 | 4-21       | .190 | 7-9              | .778 | 9   | 22  | 31  | 37.0 | 13  | 6   | 11  | 5   | 5   | 47        | 74.1 |
| OREGON STATE          | 12/22/07 | 67-61 | W   | 20-57       | .351 | 10-23      | .435 | 17-22            | .773 | 9   | 24  | 33  | 36.6 | 15  | 15  | 10  | 6   | 8   | 67        | 73.5 |
| WASHINGTON            | 12/29/07 | 65-73 | L   | 26-58       | .448 | 3-13       | .231 | 10-12            | .833 | 9   | 24  | 33  | 36.3 | 18  | 9   | 18  | 4   | 7   | 65        | 72.8 |
| at Tulane             | 01/02/08 | 63-68 | L   | 23-57       | .404 | 8-23       | .348 | 9-14             | .643 | 13  | 17  | 30  | 35.8 | 17  | 12  | 12  | 5   | 5   | 63        | 72.0 |
| at Texas A&M          | 01/05/08 | 53-79 | L   | 23-62       | .371 | 3-15       | .200 | 4-8              | .500 | 9   | 22  | 31  | 35.5 | 20  | 9   | 11  | 3   | 3   | 53        | 70.6 |
| MISSISSIPPI STATE     | 01/09/08 | 39-61 | L   | 14-66       | .212 | 2-17       | .118 | 9-13             | .692 | 17  | 19  | 36  | 35.5 | 14  | 4   | 9   | 4   | 6   | 39        | 68.5 |
| at Ole Miss           | 01-12-08 | 71-74 | L   | 28-61       | .459 | 8-23       | .348 | 7-15             | .467 | 11  | 24  | 35  | 35.5 | 18  | 11  | 8   | 4   | 6   | 71        | 68.7 |
| AUBURN                | 01/16/08 | 67-74 | L   | 23-48       | .479 | 7-24       | .292 | 14-19            | .737 | 7   | 22  | 29  | 35.1 | 19  | 12  | 15  | 0   | 6   | 67        | 68.6 |
| at Vanderbilt         | 1/19/08  | 76-92 | L   | 28-59       | .475 | 4-13       | .308 | 16-19            | .842 | 13  | 25  | 38  | 35.3 | 22  | 8   | 17  | 3   | 3   | 76        | 69.0 |
| ARKANSAS              | 01/26/08 | 52-68 | L   | 20-69       | .290 | 5-26       | .192 | 7-8              | .875 | 19  | 18  | 37  | 35.4 | 17  | 8   | 12  | 4   | 5   | 52        | 68.1 |
| at Auburn             | 01-30-08 | 81-80 | W   | 31-61       | .508 | 10-25      | .400 | 9-12             | .750 | 9   | 21  | 30  | 35.1 | 14  | 16  | 7   | 5   | 1   | 81        | 68.8 |
| at University of Alab | 02/02/08 | 72-81 | L   | 21-57       | .368 | 9-22       | .409 | 21-22            | .955 | 11  | 25  | 36  | 35.1 | 18  | 12  | 16  | 3   | 6   | 72        | 68.9 |
| TENNESSEE             | 02/09/08 | 45-47 | L   | 20-50       | .400 | 3-20       | .150 | 2-4              | .500 | 14  | 24  | 38  | 35.3 | 18  | 6   | 22  | 9   | 8   | 45        | 67.8 |
| at University of Flor | 02/13/08 | 85-73 | W   | 33-55       | .600 | 9-20       | .450 | 10-15            | .667 | 5   | 17  | 22  | 34.7 | 12  | 19  | 11  | 6   | 9   | 85        | 68.6 |
| KENTUCKY              | 02/16/08 | 63-67 | L   | 25-62       | .403 | 5-18       | .278 | 8-10             | .800 | 15  | 18  | 33  | 34.6 | 16  | 7   | 10  | 3   | 8   | 63        | 68.3 |
| at Arkansas           | 02-20-08 | 61-87 | L   | 21-57       | .368 | 4-14       | .286 | 15-26            | .577 | 13  | 21  | 34  | 34.6 | 19  | 14  | 16  | 4   | 5   | 61        | 68.0 |
| LSU                   |          | 1701  |     | 620-1445    | .429 | 163-512    | .318 | 298-410          | .727 | 275 | 590 | 865 | 34.6 | 421 | 297 | 356 | 147 | 162 | 1701      | 68.0 |
| Opponents             |          | 1742  |     | 643-1498    | .429 | 172-485    | .355 | 284-425          | .668 | 341 | 604 | 945 | 37.8 | 408 | 316 | 354 | 87  | 172 | 1742      | 69.7 |

Games played: 25  
Points/game: 68.0  
FG Pct: 42.9  
3FG Pct: 31.8  
FT Pct: 72.7

Rebounds/game: 34.6  
Assists/game: 11.9  
Turnovers/game: 14.2  
Assist/turnover ratio: 0.8  
Steals/game: 6.5  
Blocks/game: 5.9

LSU Opponent Game-by-Game (as of Feb 21, 2008)  
All games

OPPONENT STATISTICS

| Opponent              | Date     | Score | W/L | ---TOTAL--- |      | --3-PTRS-- |      | FT-FTA  |       | ----REBOUNDS---- |     |     |      | PF  | A   | TO  | Blk | Stl | Pts---Avg |      |
|-----------------------|----------|-------|-----|-------------|------|------------|------|---------|-------|------------------|-----|-----|------|-----|-----|-----|-----|-----|-----------|------|
|                       |          |       |     | FG-FGA      | Pct  | 3FG-FGA    | Pct  | Pct     | Pct   | Off              | Def | Tot | Avg  |     |     |     |     |     |           |      |
| SOUTHEASTERN LOUISIAN | 11/12/07 | 72-62 | W   | 25-63       | .397 | 4-19       | .211 | 8-14    | .571  | 14               | 24  | 38  | 38.0 | 20  | 6   | 16  | 1   | 7   | 62        | 62.0 |
| MCNEESE STATE         | 11/14/07 | 78-74 | W   | 29-64       | .453 | 12-23      | .522 | 4-6     | .667  | 10               | 21  | 31  | 34.5 | 22  | 10  | 14  | 5   | 7   | 74        | 68.0 |
| vs OKLAHOMA STATE     | 11-19-07 | 77-83 | L   | 27-58       | .466 | 9-20       | .450 | 20-24   | .833  | 11               | 21  | 32  | 33.7 | 21  | 12  | 18  | 3   | 12  | 83        | 73.0 |
| vs CHAMINADE          | 11-20-07 | 78-72 | W   | 27-71       | .380 | 13-33      | .394 | 5-7     | .714  | 18               | 27  | 45  | 36.5 | 16  | 15  | 14  | 0   | 5   | 72        | 72.8 |
| vs ARIZONA STATE      | 11-21-07 | 84-87 | Lot | 31-62       | .500 | 6-21       | .286 | 19-29   | .655  | 12               | 22  | 34  | 36.0 | 18  | 15  | 14  | 4   | 9   | 87        | 75.6 |
| NICHOLLS STATE        | 11/28/07 | 68-41 | W   | 16-53       | .302 | 5-24       | .208 | 4-14    | .286  | 16               | 12  | 28  | 34.7 | 16  | 10  | 19  | 0   | 14  | 41        | 69.8 |
| SOUTHERN UNIVERSITY   | 11/30/07 | 88-45 | W   | 16-65       | .246 | 3-19       | .158 | 10-19   | .526  | 17               | 18  | 35  | 34.7 | 14  | 4   | 14  | 4   | 9   | 45        | 66.3 |
| at Villanova          | 12/06/07 | 67-68 | L   | 21-62       | .339 | 3-9        | .333 | 23-34   | .676  | 17               | 26  | 43  | 35.8 | 18  | 10  | 13  | 4   | 9   | 68        | 66.5 |
| NORTHWESTERN STATE    | 12/15/07 | 82-58 | W   | 22-71       | .310 | 7-23       | .304 | 7-7     | 1.000 | 20               | 28  | 48  | 37.1 | 23  | 11  | 21  | 4   | 6   | 58        | 65.6 |
| at Wichita St.        | 12-19-07 | 47-67 | L   | 26-65       | .400 | 2-19       | .105 | 13-14   | .929  | 17               | 33  | 50  | 38.4 | 13  | 15  | 11  | 3   | 7   | 67        | 65.7 |
| OREGON STATE          | 12/22/07 | 67-61 | W   | 24-57       | .421 | 6-18       | .333 | 7-14    | .500  | 13               | 30  | 43  | 38.8 | 20  | 12  | 19  | 5   | 2   | 61        | 65.3 |
| WASHINGTON            | 12/29/07 | 65-73 | L   | 28-61       | .459 | 3-12       | .250 | 14-20   | .700  | 14               | 24  | 38  | 38.8 | 14  | 13  | 14  | 2   | 11  | 73        | 65.9 |
| at Tulane             | 01/02/08 | 63-68 | L   | 23-57       | .404 | 5-12       | .417 | 17-19   | .895  | 18               | 22  | 40  | 38.8 | 12  | 14  | 12  | 5   | 5   | 68        | 66.1 |
| at Texas A&M          | 01/05/08 | 53-79 | L   | 28-54       | .519 | 5-14       | .357 | 18-27   | .667  | 9                | 31  | 40  | 38.9 | 12  | 14  | 9   | 3   | 3   | 79        | 67.0 |
| MISSISSIPPI STATE     | 01/09/08 | 39-61 | L   | 24-50       | .480 | 4-18       | .222 | 9-17    | .529  | 11               | 36  | 47  | 39.5 | 15  | 11  | 17  | 10  | 5   | 61        | 66.6 |
| at Ole Miss           | 01-12-08 | 71-74 | L   | 28-61       | .459 | 6-20       | .300 | 12-18   | .667  | 15               | 24  | 39  | 39.4 | 15  | 11  | 9   | 1   | 2   | 74        | 67.1 |
| AUBURN                | 01/16/08 | 67-74 | L   | 29-53       | .547 | 9-19       | .474 | 7-15    | .467  | 7                | 21  | 28  | 38.8 | 18  | 15  | 13  | 1   | 9   | 74        | 67.5 |
| at Vanderbilt         | 1/19/08  | 76-92 | L   | 32-65       | .492 | 9-20       | .450 | 19-25   | .760  | 11               | 20  | 31  | 38.3 | 17  | 21  | 8   | 3   | 7   | 92        | 68.8 |
| ARKANSAS              | 01/26/08 | 52-68 | L   | 23-53       | .434 | 10-15      | .667 | 12-15   | .800  | 13               | 29  | 42  | 38.5 | 11  | 8   | 17  | 7   | 4   | 68        | 68.8 |
| at Auburn             | 01-30-08 | 81-80 | W   | 28-55       | .509 | 10-23      | .435 | 14-15   | .933  | 7                | 23  | 30  | 38.1 | 17  | 14  | 8   | 3   | 2   | 80        | 69.3 |
| at University of Alab | 02/02/08 | 72-81 | L   | 28-59       | .475 | 9-21       | .429 | 16-24   | .667  | 11               | 25  | 36  | 38.0 | 18  | 20  | 13  | 5   | 12  | 81        | 69.9 |
| TENNESSEE             | 02/09/08 | 45-47 | L   | 19-60       | .317 | 5-19       | .263 | 4-15    | .267  | 22               | 17  | 39  | 38.0 | 13  | 6   | 15  | 5   | 13  | 47        | 68.9 |
| at University of Flor | 02/13/08 | 85-73 | W   | 30-65       | .462 | 9-27       | .333 | 4-5     | .800  | 18               | 21  | 39  | 38.1 | 15  | 15  | 19  | 1   | 2   | 73        | 69.0 |
| KENTUCKY              | 02/16/08 | 63-67 | L   | 26-51       | .510 | 7-14       | .500 | 8-10    | .800  | 8                | 23  | 31  | 37.8 | 13  | 16  | 13  | 3   | 3   | 67        | 69.0 |
| at Arkansas           | 02-20-08 | 61-87 | L   | 33-63       | .524 | 11-23      | .478 | 10-18   | .556  | 12               | 26  | 38  | 37.8 | 17  | 18  | 14  | 5   | 7   | 87        | 69.7 |
| Opponents             |          | 1742  |     | 643-1498    | .429 | 172-485    | .355 | 284-425 | .668  | 341              | 604 | 945 | 37.8 | 408 | 316 | 354 | 87  | 172 | 1742      | 69.7 |
| LSU                   |          | 1701  |     | 620-1445    | .429 | 163-512    | .318 | 298-410 | .727  | 275              | 590 | 865 | 34.6 | 421 | 297 | 356 | 147 | 162 | 1701      | 68.0 |

Games played: 25  
Points/game: 69.7  
FG Pct: 42.9  
3FG Pct: 35.5  
FT Pct: 66.8

Rebounds/game: 37.8  
Assists/game: 12.6  
Turnovers/game: 14.2  
Assist/turnover ratio: 0.9  
Steals/game: 6.9  
Blocks/game: 3.5

**LSU Game-by-Game Points-Rebounds-Assists (as of Feb 21, 2008)**  
**All games**

| Opponent                | Date     | Score | WL | 01        | 02        | 03        | 05        | 10        | 11        | 13        | 14        | 20        |
|-------------------------|----------|-------|----|-----------|-----------|-----------|-----------|-----------|-----------|-----------|-----------|-----------|
|                         |          |       |    | MITCHELL, | MASON,DAM | RANDOLPH, | THORNTON, | TERREBONN | SPENCER,B | MARTIN,TE | TEMPLE,GA | GREEN,GAR |
| SOUTHEASTERN LOUISIANA  | 11/12/07 | 72-62 | W  | 6- 2- 3   | 5- 1- 0   | 19-13- 2  | 27- 2- 2  | DNP       | 7- 1- 2   | 6- 4- 3   | 0- 1- 1   | DNP       |
| MCNEESE STATE           | 11/14/07 | 78-74 | W  | 16-14- 3  | DNP       | 12- 7- 3  | 24- 3- 2  | DNP       | 2- 1- 0   | 11- 5- 2  | 9- 2- 2   | DNP       |
| vs OKLAHOMA STATE       | 11-19-07 | 77-83 | L  | 0- 1- 0   | DNP       | 5- 5- 2   | 20- 3- 1  | DNP       | 10- 1- 4  | 5- 6- 0   | 17- 3- 5  | 1- 2- 1   |
| vs CHAMINADE            | 11-20-07 | 78-72 | W  | DNP       | DNP       | 21- 9- 2  | 4- 2- 0   | DNP       | 11- 3- 2  | 13- 7- 1  | 9- 4- 4   | 2- 4- 1   |
| vs ARIZONA STATE        | 11-21-07 | 84-87 | OL | DNP       | DNP       | 21- 7- 1  | 18-12- 1  | DNP       | 14- 2- 3  | 3- 2- 3   | 11- 5- 7  | 2- 0- 0   |
| NICHOLLS STATE          | 11/28/07 | 68-41 | W  | DNP       | 2- 4- 1   | 6- 7- 1   | 24- 6- 1  | 0- 0- 0   | 11- 4- 3  | 4- 2- 1   | 0- 3- 2   | 4- 5- 0   |
| SOUTHERN UNIVERSITY     | 11/30/07 | 88-45 | W  | DNP       | 2- 4- 2   | 24-11- 1  | 22- 7- 3  | 2- 0- 2   | 0- 1- 6   | 11- 7- 1  | 3- 4- 3   | 4- 8- 0   |
| at Villanova            | 12/06/07 | 67-68 | L  | DNP       | 2- 3- 0   | 12- 6- 1  | 15-13- 2  | DNP       | 5- 1- 3   | 14- 2- 2  | 8- 3- 6   | 0- 0- 0   |
| NORTHWESTERN STATE      | 12/15/07 | 82-58 | W  | DNP       | 0- 0- 1   | 13- 8- 4  | 22- 5- 2  | 0- 0- 0   | 9- 3- 3   | 15- 3- 4  | 4- 6- 2   | 2- 1- 0   |
| at Wichita St.          | 12-19-07 | 47-67 | L  | DNP       | DNP       | 6- 3- 1   | 12-11- 2  | DNP       | 4- 1- 0   | 11- 3- 0  | 6- 2- 2   | 2- 1- 0   |
| OREGON STATE            | 12/22/07 | 67-61 | W  | DNP       | DNP       | 14- 9- 0  | 20- 6- 1  | DNP       | 0- 0- 1   | 15- 2- 6  | 4- 7- 5   | 6- 1- 0   |
| WASHINGTON              | 12/29/07 | 65-73 | L  | DNP       | DNP       | 10- 9- 0  | 18- 8- 2  | DNP       | 0- 1- 0   | 14- 1- 2  | 0- 3- 5   | 4- 2- 0   |
| at Tulane               | 01/02/08 | 63-68 | L  | DNP       | 4- 6- 1   | 15- 9- 1  | 7- 1- 4   | DNP       | 9- 3- 2   | 19- 1- 2  | 6- 4- 2   | 0- 2- 0   |
| at Texas A&M            | 01/05/08 | 53-79 | L  | DNP       | DNP       | 16- 7- 0  | 12- 7- 0  | DNP       | 2- 1- 4   | 6- 2- 1   | 8- 3- 2   | 4- 4- 1   |
| MISSISSIPPI STATE       | 01/09/08 | 39-61 | L  | DNP       | 7- 3- 0   | 10- 9- 0  | 12- 7- 0  | DNP       | 0- 2- 0   | 4- 1- 2   | 4- 3- 1   | 2- 0- 0   |
| at Ole Miss             | 01-12-08 | 81-80 | L  | DNP       | DNP       | 18-11- 1  | 25- 3- 2  | DNP       | 0- 1- 1   | 2- 2- 1   | 16- 6- 3  | 2- 1- 0   |
| AUBURN                  | 01/16/08 | 67-74 | L  | DNP       | DNP       | 12- 5- 4  | 27- 6- 0  | DNP       | 2- 0- 0   | 0- 1- 1   | 17- 5- 4  | 0- 0- 0   |
| at Vanderbilt           | 1/19/08  | 76-92 | L  | DNP       | DNP       | 14-19- 3  | 27- 6- 2  | DNP       | 4- 1- 0   | 7- 3- 0   | 10- 4- 3  | 3- 2- 0   |
| ARKANSAS                | 01/26/08 | 52-68 | L  | DNP       | DNP       | 14- 8- 0  | 20- 5- 0  | DNP       | 1- 1- 0   | 2- 1- 1   | 2- 3- 4   | 0- 1- 0   |
| at Auburn               | 01-30-08 | 81-80 | W  | DNP       | DNP       | 21- 6- 2  | 38- 7- 1  | DNP       | 0- 0- 0   | 11- 1- 1  | 1- 8- 7   | DNP       |
| at University of Alabam | 02/02/08 | 72-81 | L  | DNP       | DNP       | 13-12- 1  | 22- 3- 1  | DNP       | 0- 0- 1   | 12- 4- 4  | 7- 9- 5   | DNP       |
| TENNESSEE               | 02/09/08 | 45-47 | L  | DNP       | DNP       | 6- 8- 1   | 12- 7- 0  | DNP       | 0- 3- 0   | 2- 1- 1   | 3- 1- 2   | 3- 1- 0   |
| at University of Florid | 02/13/08 | 85-73 | W  | DNP       | DNP       | 22- 5- 1  | 20- 3- 1  | DNP       | 0- 0- 2   | 10- 0- 0  | 10- 2- 5  | DNP       |
| KENTUCKY                | 02/16/08 | 63-67 | L  | DNP       | DNP       | 24-14- 0  | 9- 5- 1   | DNP       | 0- 0- 0   | 12- 0- 2  | 8- 5- 2   | 0- 1- 0   |
| at Arkansas             | 02-20-08 | 61-87 | L  | DNP       | DNP       | 16- 7- 0  | 2- 1- 0   | DNP       | 3- 2- 2   | 18- 5- 1  | 8- 7- 6   | 0- 0- 0   |

| Opponent                | Date     | Score | WL | 21        | 30        | 32        |
|-------------------------|----------|-------|----|-----------|-----------|-----------|
|                         |          |       |    | JOHNSON,C | FARRER,AL | THORNTON, |
| SOUTHEASTERN LOUISIANA  | 11/12/07 | 72-62 | W  | 2- 2- 0   | DNP       | DNP       |
| MCNEESE STATE           | 11/14/07 | 78-74 | W  | 4- 3- 1   | DNP       | DNP       |
| vs OKLAHOMA STATE       | 11-19-07 | 77-83 | L  | 19- 5- 1  | DNP       | DNP       |
| vs CHAMINADE            | 11-20-07 | 78-72 | W  | 18-11- 1  | 0- 0- 1   | DNP       |
| vs ARIZONA STATE        | 11-21-07 | 84-87 | OL | 11- 5- 1  | 4- 1- 2   | DNP       |
| NICHOLLS STATE          | 11/28/07 | 68-41 | W  | 16- 6- 0  | 1- 1- 1   | DNP       |
| SOUTHERN UNIVERSITY     | 11/30/07 | 88-45 | W  | 20- 5- 0  | 0- 2- 0   | DNP       |
| at Villanova            | 12/06/07 | 67-68 | L  | 11- 4- 0  | DNP       | DNP       |
| NORTHWESTERN STATE      | 12/15/07 | 82-58 | W  | 16- 2- 1  | 1- 2- 0   | DNP       |
| at Wichita St.          | 12-19-07 | 47-67 | L  | 4- 7- 0   | 2- 0- 1   | DNP       |
| OREGON STATE            | 12/22/07 | 67-61 | W  | 6- 3- 1   | 2- 2- 1   | DNP       |
| WASHINGTON              | 12/29/07 | 65-73 | L  | 19- 9- 0  | 0- 0- 0   | DNP       |
| at Tulane               | 01/02/08 | 63-68 | L  | 3- 1- 0   | 0- 0- 0   | DNP       |
| at Texas A&M            | 01/05/08 | 53-79 | L  | DNP       | 5- 1- 1   | DNP       |
| MISSISSIPPI STATE       | 01/09/08 | 39-61 | L  | DNP       | 0- 4- 1   | 0- 0- 0   |
| at Ole Miss             | 01-12-08 | 71-74 | L  | DNP       | 1- 0- 1   | 7- 8- 2   |
| AUBURN                  | 01/16/08 | 67-74 | L  | DNP       | 8- 5- 3   | 1- 2- 0   |
| at Vanderbilt           | 1/19/08  | 76-92 | L  | DNP       | 7- 1- 0   | 4- 0- 0   |
| ARKANSAS                | 01/26/08 | 52-68 | L  | DNP       | 11- 3- 2  | 2- 9- 1   |
| at Auburn               | 01-30-08 | 81-80 | W  | 6- 3- 0   | 2- 1- 2   | 2- 0- 3   |
| at University of Alabam | 02/02/08 | 72-81 | L  | 13- 4- 0  | 3- 1- 0   | 2- 1- 0   |
| TENNESSEE               | 02/09/08 | 45-47 | L  | 17- 8- 1  | 2- 3- 1   | 0- 1- 0   |
| at University of Florid | 02/13/08 | 85-73 | W  | 19- 6- 3  | 4- 2- 6   | 0- 0- 1   |
| KENTUCKY                | 02/16/08 | 63-67 | L  | 4- 4- 1   | 6- 2- 1   | 0- 0- 0   |
| at Arkansas             | 02-20-08 | 61-87 | L  | 9- 7- 3   | 5- 3- 2   | 0- 1- 0   |

LSU Team High/Low Analysis (as of Feb 21, 2008)  
All games

LSU - TEAM GAME HIGHS

|                            |              |                                      |
|----------------------------|--------------|--------------------------------------|
| POINTS.....                | 88           | vs Southern University (11/30/07)    |
|                            | 85           | at University of Florid (02/13/08)   |
|                            | 84           | vs ARIZONA STATE (11-21-07)          |
|                            | 82           | vs Northwestern State (12/15/07)     |
|                            | 81           | at Auburn (01-30-08)                 |
| FIELD GOALS MADE.....      | 35           | vs Southern University (11/30/07)    |
|                            | 33           | at University of Florid (02/13/08)   |
|                            | 32           | vs CHAMINADE (11-20-07)              |
| FIELD GOAL ATTEMPTS.....   | 69           | vs Arkansas (01/26/08)               |
|                            | 68           | vs CHAMINADE (11-20-07)              |
|                            | 66           | vs Mississippi State (01/09/08)      |
| FIELD GOAL PERCENTAGE..... | .600 (33-55) | at University of Florid (02/13/08)   |
|                            | .538 (35-65) | vs Southern University (11/30/07)    |
|                            | .521 (25-48) | vs Nicholls State (11/28/07)         |
| 3 PT FIELD GOALS MADE..... | 12           | vs ARIZONA STATE (11-21-07)          |
|                            | 11           | vs OKLAHOMA STATE (11-19-07)         |
|                            | 10           | at Auburn (01-30-08)                 |
|                            | 10           | vs Oregon State (12/22/07)           |
| 3 PT FG ATTEMPTS.....      | 33           | vs ARIZONA STATE (11-21-07)          |
|                            | 26           | vs Arkansas (01/26/08)               |
|                            | 25           | at Auburn (01-30-08)                 |
|                            | 25           | vs OKLAHOMA STATE (11-19-07)         |
| 3 PT FG PERCENTAGE.....    | .450 ( 9-20) | at University of Florid (02/13/08)   |
|                            | .450 ( 9-20) | vs Northwestern State (12/15/07)     |
|                            | .440 (11-25) | vs OKLAHOMA STATE (11-19-07)         |
| FREE THROWS MADE.....      | 23           | vs Northwestern State (12/15/07)     |
|                            | 21           | at University of Alabama (02/02/08)  |
|                            | 21           | vs McNeese State (11/14/07)          |
| FREE THROW ATTEMPTS.....   | 30           | vs Northwestern State (12/15/07)     |
|                            | 29           | vs McNeese State (11/14/07)          |
|                            | 26           | at Arkansas (02-20-08)               |
| FREE THROW PERCENTAGE..... | .955 (21-22) | at University of Alabama (02/02/08)  |
|                            | .889 (16-18) | vs OKLAHOMA STATE (11-19-07)         |
|                            | .875 (14-16) | vs ARIZONA STATE (11-21-07)          |
|                            | .875 ( 7-8 ) | vs Arkansas (01/26/08)               |
| REBOUNDS.....              | 51           | vs Southern University (11/30/07)    |
|                            | 41           | vs CHAMINADE (11-20-07)              |
|                            | 39           | at Villanova (12/06/07)              |
|                            | 39           | vs Nicholls State (11/28/07)         |
| ASSISTS.....               | 19           | at University of Florid (02/13/08)   |
|                            | 18           | vs Southern University (11/30/07)    |
|                            | 18           | vs ARIZONA STATE (11-21-07)          |
| STEALS.....                | 12           | vs Northwestern State (12/15/07)     |
|                            | 11           | vs Southeastern Louisiana (11/12/07) |
|                            | 9            | at University of Florid (02/13/08)   |
|                            | 9            | vs McNeese State (11/14/07)          |
| BLOCKED SHOTS.....         | 14           | at Villanova (12/06/07)              |
|                            | 11           | vs CHAMINADE (11-20-07)              |
|                            | 11           | vs McNeese State (11/14/07)          |
| TURNOVERS.....             | 26           | vs OKLAHOMA STATE (11-19-07)         |
| FOULS.....                 | 25           | vs ARIZONA STATE (11-21-07)          |
|                            | 25           | vs OKLAHOMA STATE (11-19-07)         |
|                            | 23           | at Villanova (12/06/07)              |



LSU High/Low Analysis (as of Feb 21, 2008)  
All games

Opponent - GAME HIGHS

|                            |               |                                     |
|----------------------------|---------------|-------------------------------------|
| POINTS.....                | 92            | at Vanderbilt (1/19/08)             |
|                            | 87            | at Arkansas (02-20-08)              |
|                            | 87            | vs ARIZONA STATE (11-21-07)         |
|                            | 83            | vs OKLAHOMA STATE (11-19-07)        |
|                            | 81            | at University of Alabama (02/02/08) |
| FIELD GOALS MADE.....      | 33            | at Arkansas (02-20-08)              |
|                            | 32            | at Vanderbilt (1/19/08)             |
|                            | 31            | vs ARIZONA STATE (11-21-07)         |
| FIELD GOAL ATTEMPTS.....   | 71            | vs Northwestern State (12/15/07)    |
|                            | 71            | vs CHAMINADE (11-20-07)             |
|                            | 65            | at University of Florid (02/13/08)  |
|                            | 65            | at Vanderbilt (1/19/08)             |
|                            | 65            | at Wichita St. (12-19-07)           |
|                            | 65            | vs Southern University (11/30/07)   |
| FIELD GOAL PERCENTAGE..... | .547 (29-53)  | vs Auburn (01/16/08)                |
|                            | .524 (33-63)  | at Arkansas (02-20-08)              |
|                            | .519 (28-54)  | at Texas A&M (01/05/08)             |
| 3 PT FIELD GOALS MADE..... | 13            | vs CHAMINADE (11-20-07)             |
|                            | 12            | vs McNeese State (11/14/07)         |
|                            | 11            | at Arkansas (02-20-08)              |
| 3 PT FG ATTEMPTS.....      | 33            | vs CHAMINADE (11-20-07)             |
|                            | 27            | at University of Florid (02/13/08)  |
|                            | 24            | vs Nicholls State (11/28/07)        |
| 3 PT FG PERCENTAGE.....    | .667 (10-15)  | vs Arkansas (01/26/08)              |
|                            | .522 (12-23)  | vs McNeese State (11/14/07)         |
|                            | .500 ( 7-14)  | vs Kentucky (02/16/08)              |
| FREE THROWS MADE.....      | 23            | at Villanova (12/06/07)             |
|                            | 20            | vs OKLAHOMA STATE (11-19-07)        |
|                            | 19            | at Vanderbilt (1/19/08)             |
|                            | 19            | vs ARIZONA STATE (11-21-07)         |
| FREE THROW ATTEMPTS.....   | 34            | at Villanova (12/06/07)             |
|                            | 29            | vs ARIZONA STATE (11-21-07)         |
|                            | 27            | at Texas A&M (01/05/08)             |
| FREE THROW PERCENTAGE..... | 1.000 ( 7-7 ) | vs Northwestern State (12/15/07)    |
|                            | .933 (14-15)  | at Auburn (01-30-08)                |
|                            | .929 (13-14)  | at Wichita St. (12-19-07)           |
| REBOUNDS.....              | 50            | at Wichita St. (12-19-07)           |
|                            | 48            | vs Northwestern State (12/15/07)    |
|                            | 47            | vs Mississippi State (01/09/08)     |
| ASSISTS.....               | 21            | at Vanderbilt (1/19/08)             |
|                            | 20            | at University of Alabama (02/02/08) |
|                            | 18            | at Arkansas (02-20-08)              |
| STEALS.....                | 14            | vs Nicholls State (11/28/07)        |
|                            | 13            | vs Tennessee (02/09/08)             |
|                            | 12            | at University of Alabama (02/02/08) |
|                            | 12            | vs OKLAHOMA STATE (11-19-07)        |
| BLOCKED SHOTS.....         | 10            | vs Mississippi State (01/09/08)     |
|                            | 7             | vs Arkansas (01/26/08)              |
|                            | 5             | at Arkansas (02-20-08)              |
|                            | 5             | vs Tennessee (02/09/08)             |
|                            | 5             | at University of Alabama (02/02/08) |
|                            | 5             | at Tulane (01/02/08)                |
|                            | 5             | vs Oregon State (12/22/07)          |
|                            | 5             | vs McNeese State (11/14/07)         |
| TURNOVERS.....             | 21            | vs Northwestern State (12/15/07)    |
| FOULS.....                 | 23            | vs Northwestern State (12/15/07)    |

LSU High/Low Analysis (as of Feb 21, 2008)  
All games

LSU - GAME LOWS

|                            |              |                                      |
|----------------------------|--------------|--------------------------------------|
| POINTS.....                | 39           | vs Mississippi State (01/09/08)      |
|                            | 45           | vs Tennessee (02/09/08)              |
|                            | 47           | at Wichita St. (12-19-07)            |
|                            | 52           | vs Arkansas (01/26/08)               |
|                            | 53           | at Texas A&M (01/05/08)              |
| FIELD GOALS MADE.....      | 14           | vs Mississippi State (01/09/08)      |
|                            | 18           | at Wichita St. (12-19-07)            |
|                            | 20           | vs Oregon State (12/22/07)           |
|                            | 20           | vs Arkansas (01/26/08)               |
|                            | 20           | vs Tennessee (02/09/08)              |
| FIELD GOAL ATTEMPTS.....   | 48           | vs Nicholls State (11/28/07)         |
|                            | 48           | vs Auburn (01/16/08)                 |
|                            | 50           | vs Tennessee (02/09/08)              |
| FIELD GOAL PERCENTAGE..... | .212 (14-66) | vs Mississippi State (01/09/08)      |
|                            | .290 (20-69) | vs Arkansas (01/26/08)               |
|                            | .310 (18-58) | at Wichita St. (12-19-07)            |
| 3 PT FIELD GOALS MADE..... | 2            | vs Mississippi State (01/09/08)      |
|                            | 3            | vs McNeese State (11/14/07)          |
|                            | 3            | vs Washington (12/29/07)             |
|                            | 3            | at Texas A&M (01/05/08)              |
|                            | 3            | vs Tennessee (02/09/08)              |
| 3 PT FG ATTEMPTS.....      | 13           | vs Washington (12/29/07)             |
|                            | 13           | at Vanderbilt (1/19/08)              |
|                            | 14           | at Arkansas (02-20-08)               |
| 3 PT FG PERCENTAGE.....    | .118 ( 2-17) | vs Mississippi State (01/09/08)      |
|                            | .150 ( 3-20) | vs Tennessee (02/09/08)              |
|                            | .167 ( 3-18) | vs McNeese State (11/14/07)          |
| FREE THROWS MADE.....      | 2            | vs Tennessee (02/09/08)              |
|                            | 4            | at Texas A&M (01/05/08)              |
|                            | 7            | vs CHAMINADE (11-20-07)              |
|                            | 7            | at Wichita St. (12-19-07)            |
|                            | 7            | at Ole Miss (01-12-08)               |
|                            | 7            | vs Arkansas (01/26/08)               |
| FREE THROW ATTEMPTS.....   | 4            | vs Tennessee (02/09/08)              |
|                            | 8            | at Texas A&M (01/05/08)              |
|                            | 8            | vs Arkansas (01/26/08)               |
| FREE THROW PERCENTAGE..... | .467 ( 7-15) | at Ole Miss (01-12-08)               |
|                            | .500 ( 2-4 ) | vs Tennessee (02/09/08)              |
|                            | .500 ( 4-8 ) | at Texas A&M (01/05/08)              |
|                            | .500 ( 7-14) | vs CHAMINADE (11-20-07)              |
| REBOUNDS.....              | 22           | at University of Florid (02/13/08)   |
|                            | 29           | vs Southeastern Louisiana (11/12/07) |
|                            | 29           | vs Auburn (01/16/08)                 |
| ASSISTS.....               | 4            | vs Mississippi State (01/09/08)      |
|                            | 6            | at Wichita St. (12-19-07)            |
|                            | 6            | vs Tennessee (02/09/08)              |
| STEALS.....                | 1            | at Auburn (01-30-08)                 |
|                            | 3            | at Texas A&M (01/05/08)              |
|                            | 3            | at Vanderbilt (1/19/08)              |
| BLOCKED SHOTS.....         | 0            | vs Auburn (01/16/08)                 |
|                            | 3            | at Texas A&M (01/05/08)              |
|                            | 3            | at Vanderbilt (1/19/08)              |
|                            | 3            | at University of Alabama (02/02/08)  |
|                            | 3            | vs Kentucky (02/16/08)               |
| TURNOVERS.....             | 7            | at Auburn (01-30-08)                 |
| FOULS.....                 | 10           | vs Northwestern State (12/15/07)     |

LSU High/Low Analysis (as of Feb 21, 2008)  
All games

Opponent - GAME LOWS

|                            |              |                                      |
|----------------------------|--------------|--------------------------------------|
| POINTS.....                | 41           | vs Nicholls State (11/28/07)         |
|                            | 45           | vs Southern University (11/30/07)    |
|                            | 47           | vs Tennessee (02/09/08)              |
|                            | 58           | vs Northwestern State (12/15/07)     |
|                            | 61           | vs Oregon State (12/22/07)           |
|                            | 61           | vs Mississippi State (01/09/08)      |
| FIELD GOALS MADE.....      | 16           | vs Nicholls State (11/28/07)         |
|                            | 16           | vs Southern University (11/30/07)    |
|                            | 19           | vs Tennessee (02/09/08)              |
| FIELD GOAL ATTEMPTS.....   | 50           | vs Mississippi State (01/09/08)      |
|                            | 51           | vs Kentucky (02/16/08)               |
|                            | 53           | vs Nicholls State (11/28/07)         |
|                            | 53           | vs Auburn (01/16/08)                 |
|                            | 53           | vs Arkansas (01/26/08)               |
| FIELD GOAL PERCENTAGE..... | .246 (16-65) | vs Southern University (11/30/07)    |
|                            | .302 (16-53) | vs Nicholls State (11/28/07)         |
|                            | .310 (22-71) | vs Northwestern State (12/15/07)     |
| 3 PT FIELD GOALS MADE..... | 2            | at Wichita St. (12-19-07)            |
|                            | 3            | vs Southern University (11/30/07)    |
|                            | 3            | at Villanova (12/06/07)              |
|                            | 3            | vs Washington (12/29/07)             |
| 3 PT FG ATTEMPTS.....      | 9            | at Villanova (12/06/07)              |
|                            | 12           | vs Washington (12/29/07)             |
|                            | 12           | at Tulane (01/02/08)                 |
| 3 PT FG PERCENTAGE.....    | .105 ( 2-19) | at Wichita St. (12-19-07)            |
|                            | .158 ( 3-19) | vs Southern University (11/30/07)    |
|                            | .208 ( 5-24) | vs Nicholls State (11/28/07)         |
| FREE THROWS MADE.....      | 4            | vs McNeese State (11/14/07)          |
|                            | 4            | vs Nicholls State (11/28/07)         |
|                            | 4            | vs Tennessee (02/09/08)              |
|                            | 4            | at University of Florid (02/13/08)   |
| FREE THROW ATTEMPTS.....   | 5            | at University of Florid (02/13/08)   |
|                            | 6            | vs McNeese State (11/14/07)          |
|                            | 7            | vs CHAMINADE (11-20-07)              |
|                            | 7            | vs Northwestern State (12/15/07)     |
| FREE THROW PERCENTAGE..... | .267 ( 4-15) | vs Tennessee (02/09/08)              |
|                            | .286 ( 4-14) | vs Nicholls State (11/28/07)         |
|                            | .467 ( 7-15) | vs Auburn (01/16/08)                 |
| REBOUNDS.....              | 28           | vs Nicholls State (11/28/07)         |
|                            | 28           | vs Auburn (01/16/08)                 |
|                            | 30           | at Auburn (01-30-08)                 |
| ASSISTS.....               | 4            | vs Southern University (11/30/07)    |
|                            | 6            | vs Southeastern Louisiana (11/12/07) |
|                            | 6            | vs Tennessee (02/09/08)              |
| STEALS.....                | 2            | vs Oregon State (12/22/07)           |
|                            | 2            | at Ole Miss (01-12-08)               |
|                            | 2            | at Auburn (01-30-08)                 |
|                            | 2            | at University of Florid (02/13/08)   |
| BLOCKED SHOTS.....         | 0            | vs CHAMINADE (11-20-07)              |
|                            | 0            | vs Nicholls State (11/28/07)         |
|                            | 1            | vs Southeastern Louisiana (11/12/07) |
|                            | 1            | at Ole Miss (01-12-08)               |
|                            | 1            | vs Auburn (01/16/08)                 |
|                            | 1            | at University of Florid (02/13/08)   |
| TURNOVERS.....             | 8            | at Vanderbilt (1/19/08)              |
|                            | 8            | at Auburn (01-30-08)                 |

LSU Player High/Low Analysis (as of Feb 21, 2008)  
All games

LSU - INDIVIDUAL GAME HIGHS

|                               |              |   |
|-------------------------------|--------------|---|
| POINTS.....                   | 38           | Thornton, Marcus at Auburn (01-30-08)                 |
|                               | 27           | Thornton, Marcus at Vanderbilt (1/19/08)              |
|                               | 27           | Thornton, Marcus vs Auburn (01/16/08)                 |
|                               | 27           | Thornton, Marcus vs Southeastern Louisiana (11/12/07) |
|                               | 25           | Thornton, Marcus at Ole Miss (01-12-08)               |
| FIELD GOALS MADE.....         | 14           | Thornton, Marcus at Auburn (01-30-08)                 |
|                               | 10           | Randolph, Anthony at University of Florid (02/13/08)  |
|                               | 10           | Thornton, Marcus at Vanderbilt (1/19/08)              |
|                               | 10           | Randolph, Anthony vs Southern University (11/30/07)   |
|                               | 9            | Randolph, Anthony vs Kentucky (02/16/08)              |
|                               | 9            | Randolph, Anthony at Auburn (01-30-08)                |
|                               | 9            | Thornton, Marcus at Ole Miss (01-12-08)               |
|                               | 9            | Johnson, Chris vs Washington (12/29/07)               |
|                               | 9            | Thornton, Marcus vs Southern University (11/30/07)    |
|                               | 9            | Thornton, Marcus vs Nicholls State (11/28/07)         |
|                               | 9            | Randolph, Anthony vs CHAMINADE (11-20-07)             |
| FIELD GOAL ATT.....           | 23           | Thornton, Marcus at Auburn (01-30-08)                 |
|                               | 21           | Thornton, Marcus at Vanderbilt (1/19/08)              |
|                               | 20           | Thornton, Marcus vs Arkansas (01/26/08)               |
|                               | 20           | Thornton, Marcus vs Auburn (01/16/08)                 |
|                               | 20           | Thornton, Marcus at Ole Miss (01-12-08)               |
| FG PCT (min 7 made).....      | .889 ( 8-9 ) | Johnson, Chris vs OKLAHOMA STATE (11-19-07)           |
|                               | .750 ( 9-12) | Johnson, Chris vs Washington (12/29/07)               |
|                               | .727 ( 8-11) | Johnson, Chris at University of Florid (02/13/08)     |
|                               | .727 ( 8-11) | Thornton, Marcus at University of Florid (02/13/08)   |
|                               | .714 (10-14) | Randolph, Anthony vs Southern University (11/30/07)   |
| 3 PT FG MADE.....             | 8            | Thornton, Marcus at Auburn (01-30-08)                 |
|                               | 6            | Thornton, Marcus vs Auburn (01/16/08)                 |
|                               | 6            | Thornton, Marcus vs Oregon State (12/22/07)           |
|                               | 4            | Thornton, Marcus at University of Florid (02/13/08)   |
|                               | 4            | Thornton, Marcus at University of Alabama (02/02/08)  |
|                               | 4            | Thornton, Marcus vs Arkansas (01/26/08)               |
|                               | 4            | Thornton, Marcus at Ole Miss (01-12-08)               |
|                               | 4            | Temple, Garrett at Ole Miss (01-12-08)                |
|                               | 4            | Martin, Terry at Tulane (01/02/08)                    |
|                               | 4            | Thornton, Marcus vs Northwestern State (12/15/07)     |
|                               | 4            | Martin, Terry at Villanova (12/06/07)                 |
|                               | 4            | Thornton, Marcus vs Southern University (11/30/07)    |
|                               | 4            | Thornton, Marcus vs Nicholls State (11/28/07)         |
|                               | 4            | Spencer, Bo vs ARIZONA STATE (11-21-07)               |
|                               | 4            | Thornton, Marcus vs ARIZONA STATE (11-21-07)          |
|                               | 4            | Thornton, Marcus vs Southeastern Louisiana (11/12/07) |
| 3 PT FG ATTEMPTS.....         | 16           | Thornton, Marcus vs Auburn (01/16/08)                 |
|                               | 15           | Thornton, Marcus at Auburn (01-30-08)                 |
|                               | 12           | Thornton, Marcus vs ARIZONA STATE (11-21-07)          |
| 3-PT FG PCT (min 4 made)..... | .667 ( 4-6 ) | Martin, Terry at Villanova (12/06/07)                 |
|                               | .600 ( 6-10) | Thornton, Marcus vs Oregon State (12/22/07)           |
|                               | .571 ( 4-7 ) | Thornton, Marcus at University of Florid (02/13/08)   |
|                               | .571 ( 4-7 ) | Thornton, Marcus vs Southern University (11/30/07)    |
|                               | .571 ( 4-7 ) | Thornton, Marcus vs Southeastern Louisiana (11/12/07) |
| FREE THROWS MADE.....         | 8            | Temple, Garrett vs Auburn (01/16/08)                  |
|                               | 8            | Randolph, Anthony vs Oregon State (12/22/07)          |
|                               | 8            | Mitchell, Tasmin vs McNeese State (11/14/07)          |
|                               | 7            | Randolph, Anthony vs Northwestern State (12/15/07)    |

|                          |              |  |
|--------------------------|--------------|--|
|                          | 7            | Thornton, Marcus vs Southeastern Louisiana (11/12/07)  |
| FREE THROW ATT.....      | 12           | Randolph, Anthony vs Oregon State (12/22/07)           |
|                          | 10           | Randolph, Anthony vs Northwestern State (12/15/07)     |
|                          | 10           | Mitchell, Tasmin vs McNeese State (11/14/07)           |
| FT PCT (min 7 made)..... | .889 ( 8-9 ) | Temple, Garrett vs Auburn (01/16/08)                   |
|                          | .800 ( 8-10) | Mitchell, Tasmin vs McNeese State (11/14/07)           |
|                          | .778 ( 7-9 ) | Thornton, Marcus vs Southeastern Louisiana (11/12/07)  |
|                          | .700 ( 7-10) | Randolph, Anthony vs Northwestern State (12/15/07)     |
|                          | .667 ( 8-12) | Randolph, Anthony vs Oregon State (12/22/07)           |
| REBOUNDS.....            | 19           | Randolph, Anthony at Vanderbilt (1/19/08)              |
|                          | 14           | Randolph, Anthony vs Kentucky (02/16/08)               |
|                          | 14           | Mitchell, Tasmin vs McNeese State (11/14/07)           |
|                          | 13           | Thornton, Marcus at Villanova (12/06/07)               |
|                          | 13           | Randolph, Anthony vs Southeastern Louisiana (11/12/07) |
| ASSISTS.....             | 7            | Temple, Garrett at Auburn (01-30-08)                   |
|                          | 7            | Temple, Garrett vs ARIZONA STATE (11-21-07)            |
|                          | 6            | Temple, Garrett at Arkansas (02-20-08)                 |
|                          | 6            | Farrer, Alex at University of Florid (02/13/08)        |
|                          | 6            | Martin, Terry vs Oregon State (12/22/07)               |
|                          | 6            | Temple, Garrett at Villanova (12/06/07)                |
|                          | 6            | Spencer, Bo vs Southern University (11/30/07)          |
| STEALS.....              | 4            | Randolph, Anthony vs Kentucky (02/16/08)               |
|                          | 4            | Thornton, Marcus at University of Florid (02/13/08)    |
|                          | 4            | Farrer, Alex vs Tennessee (02/09/08)                   |
|                          | 4            | Randolph, Anthony at Wichita St. (12-19-07)            |
|                          | 4            | Thornton, Marcus vs Southern University (11/30/07)     |
|                          | 4            | Mitchell, Tasmin vs McNeese State (11/14/07)           |
|                          | 4            | Randolph, Anthony vs Southeastern Louisiana (11/12/07) |
| BLOCKED SHOTS.....       | 6            | Johnson, Chris vs McNeese State (11/14/07)             |
|                          | 6            | Randolph, Anthony vs Southeastern Louisiana (11/12/07) |
|                          | 5            | Randolph, Anthony vs Southern University (11/30/07)    |
|                          | 4            | Randolph, Anthony at Arkansas (02-20-08)               |
|                          | 4            | Johnson, Chris at University of Florid (02/13/08)      |
|                          | 4            | Johnson, Chris vs Tennessee (02/09/08)                 |
|                          | 4            | Randolph, Anthony vs Arkansas (01/26/08)               |
|                          | 4            | Randolph, Anthony vs Northwestern State (12/15/07)     |
|                          | 4            | Randolph, Anthony at Villanova (12/06/07)              |
| TURNOVERS.....           | 7            | Johnson, Chris vs OKLAHOMA STATE (11-19-07)            |
| FOULS.....               | 5            | Johnson, Chris at Arkansas (02-20-08)                  |
|                          | 5            | Martin, Terry vs Auburn (01/16/08)                     |
|                          | 5            | Temple, Garrett at Texas A&M (01/05/08)                |
|                          | 5            | Randolph, Anthony at Villanova (12/06/07)              |
|                          | 5            | Johnson, Chris vs ARIZONA STATE (11-21-07)             |
|                          | 5            | Green, Garrett vs OKLAHOMA STATE (11-19-07)            |