



# LSU Fighting Tigers (8-14,1-7)

vs.

## University of Florida (19-5, 6-3)

February 13, 2008, 8 p.m. EST (LSU Sports Radio Network, Raycom Sports)  
O'Connell Center -- Gainesville, Fla.

### 2007-08 Schedule

OPPONENT	TIME
N1 BELHAVEN (Exh.)	W, 108-57
N6 GLOBAL SPORTS (Exh.)	W, 72-68
N12 SOUTHEASTERN LA. (CST)	W, 72-62
N14 MCNEESE STATE (CST)	W, 78-74
N19 1-Oklahoma State (ESPN2)	L, 77-83
N20 1-Chaminade (ESPNU)	W, 78-72
N21 1-Arizona State (ESPN2) (ot)	L, 84-87
N28 NICHOLLS STATE (CST)	W, 68-41
N30 SOUTHERN	W, 88-45
D6 2-Villanova (ESPN)	L, 67-68.
D15 NORTHWESTERN STATE	W, 82-58
D19 At Wichita State (CST-TD)	L, 47-67
D22 OREGON STATE (CST)	W, 67-61
D29 WASHINGTON (FSN/SUN)	L, 65-73
J2 3-At Tulane (CSTV)	L, 63-68
J5 at Texas A&M (ESPNU)	L, 53-79
J9 MISSISSIPPI STATE *	L, 39-61
J12 at Ole Miss * (FSN/SUN)	L, 71-74
J16 AUBURN *	L, 67-74
J19 at Vanderbilt * (Raycom)	L, 76-92
J26 ARKANSAS * (ESPN Classic)	L, 52-68
J30 at Auburn *	W, 81-80
F2 at Alabama * (Raycom)	L, 72-81
F9 TENNESSEE * (Raycom)	L, 45-47
F13 at Florida * (Raycom)	7 p.m.
F16 KENTUCKY * (Raycom)	Noon
F20 at Arkansas * (Raycom)	7 p.m.
F23 OLE MISS * (FSN/SUN)	5 p.m.
F27 at South Carolina *	6:30 p.m.
M2 GEORGIA * (Raycom)	1 p.m.
M5 ALABAMA * (CST)	7 p.m.
M8 at Mississippi State *	TBA

M13-16 4-SEC Tourn. (Raycom, CBS) TBA

\* - Denotes SEC Games.

1-EA Sports Maui Inv.; 2-Pizza Hut Big East/SEC Inv.; 3-New Orleans Arena; 4-Atlanta, Ga. (Georgia Dome)

### On the Air

#### TELEVISION \* Raycom Sports

Play-by-Play: Tim Brando; Analyst: Barry Booker  
Split Regional: LA affiliates: Alexandra-KWCE;  
Baton Rouge-WAFB; Monroe -- KEJB; New Orleans -- WUPL; Shreveport -- KMSS; ESPN Full Court out of SEC markets.

#### RADIO \* LSU Sports Radio Network

Play-by-Play: Jim Hawthorne  
Analyst/Host: Kevin Ford  
Available on SEC XM Satellite Radio

### Series History

#### LSU Leads, 58-37

LAST TIME: W, 66-56, (2-24-07), Baton Rouge  
AT BR: 33-11; AT GAINESVILLE: 17-24; NEUTRAL:  
8-2 ... LAST 5: 3-2; LAST 10: 4-6

### Projected LSU Starters and Notes (based on last game):

- G 5 Marcus Thornton (6-4, 190, Jr., Baton Rouge) 19.5 ppg, 5.9 rpg**  
Consecutive 20-game point streak stopped at six against UT (2/9) ... Leads SEC in scoring both over all and in league play stats ... At Auburn (1/30), had 38 points, the highest scoring game in 13 years in the league ... 13 games of 20 or more.
- G 14 Garrett Temple (6-6, 185, Jr., Baton Rouge, La.) 6.6 ppg, 4.0 rpg, 3.5 apg**  
Primary point guard, has already broken into schaal top 10 lists in career assists, blocks ... Tied for eighth in assists ... Averaging 34.1 minutes a game.
- G 30 Alex Farrer (6-5, 200, So., Phoenix, Ariz.) 2.7 ppg, 1.5 rpg**  
Started his fifth game of the season vs. Tennessee (2/9) ... Had four steals against the Vols ... 11 off the bench against Arkansas (1/26) ... Averaging 22 minutes a game in league play.
- C 21 Chris Johnson (6-11, 205, Jr., Montross, Va.) 11.6 ppg, 4.9 rpg, 2.1 bpg**  
Returned to starting lineup vs. Tennessee (2/9), third game back from broken bone in right hand ... 17 against the Vols, 4 blocks ... one of most improved players in league.
- F 3 Anthony Randolph (6-10, 190, Fr., Dallas, Texas) 13.7 ppg, 5.9 rpg, 2.4 bpg**  
Had his 11-game streak of double figure scoring games stoppp against Tennessee (2/9) ... Had his fifth double double at Alabama (13 points, 12 rebounds) ... 21 points at Auburn (1/30) ... SEC Freshman of the Week (2/4) for the second time this season ... 53 blocks this season.

## Tigers Visit "Rowdy Reptiles"

The LSU Tigers, in the second game under Interim Head Coach Butch Pierre, will travel to the O'Connell Center in Gainesville to face the Florida Gators, Billy Donovan and the team's sixth man, the "Rowdy Reptiles."

Game time is 8 p.m. as part of a split regional Wednesday night game of the week on Raycom Sports ... The radio broadcast is available on the LSU Sports Radio Network and in the "GeauxZone" at LSUsports.net.

### Defense Makes Tennessee Miserable

There was no doubt that in Butch Pierre's debut game as head coach, one of the things that LSU has been known for over the last 10 years came right to the forefront -- the LSU defense.

The Tigers held Tennessee to within 15 seconds of at worse for LSU going to overtime against a team that had scored over 100 points in his last game and averaged 85 points a game this season to just 47 points in a 47-45 LSU loss last Saturday in Baton Rouge.

LSU was down 37-25 with 16 minutes to go

### Team Facts

#### LSU

**RECORD:** 8-13, 1-6  
**LAST GAME:** L, 45-47, vs. Tennessee (2/9)  
**RANKINGS:** NA  
**INTERIM HEAD COACH:** Butch Pierre  
**CAREER RECORD:** 0-1 (1st year)  
**LSU RECORD:** 0-1 (1st year)  
**VS. UF:** 0-0

and held the high-scoring Vols to just 10 points the rest of the way and it took a steal and layup in the final 15 seconds for the Vols to escape still in the league in the SEC Eastern Division.

### Chris Johnson Makes Good Return

The Tiger team has improved in the last three games thanks in part to the return of center Chris Johnson from a broken bone in his right hand suffered Jan. 2 at Tulane ... Against Tennessee, the junior had his best game back with 17 points and four rebounds, his second consecutive game in double figures and his first start since Jan. 2.

### Tasmin Dresses For Godfather

LSU junior Tasmin Mitchell out since the third game of the season and beginning to rehab after surgery on a fractured right ankle, received permission to dress out and be on the bench in uniform Saturday in the Tennessee game ... He did it as a gesture of salute to his godfather, LSU interim head coach Butch Pierre.

### FLORIDA

**RECORD:** 19-5, 6-3  
**LAST GAME:** W, 77-67, vs. Georgia (2/9)  
**RANKINGS:** RV AP, RV ESPN/USA Today  
**HEAD COACH:** Billy Donovan  
**CAREER RECORD:** 315-126 (14th year)  
**UF RECORD:** 280-108 (12th year)  
**VS. LSU:** 8-6

**LSU Sports Information**  
PO Box 25095, Baton Rouge, LA 70894

**Basketball Contact: C. Kent Lowe**  
www.LSUsports.net

**Phone - 225.578.8226**  
**Fax - 225.578.1861**

# Media Services

## Butch Pierre Interview Opportunities

### After Practice

Coach Butch Pierre is usually available after most practices sessions. Most practices start between 3 and 4 p.m. (depending on pre-practice video sessions and weights) and usually finish between 5 and 6 p.m. Contact Basketball SID Kent Lowe (225-578-1864) to confirm practice times.

### SEC Teleconference

The 12 SEC coaches are featured on a teleconference each Monday and Thursday January through March through the conference season. The conference starts at 10 a.m. (CST). Coach Pierre is on at 10:28 a.m. CST. To access the media only number contact Kent Lowe or the Southeastern Conference Media Relations Office (205-458-3010).

### By Appointment, By Phone

Coach Pierre is available for

interviews most non-gameday mornings prior to noon. Please contact either Kent Lowe (225-578-1864) or Basketball Secretary Pam LeBlanc (225-578-8217).

### LSU Basketball Tonight, Presented by Whitney Bank on The LSU Sports Radio Network

The weekly call-in show takes place Monday at 7 p.m. from Walkon's Bistro at the corner of Nicholson and Burbank ... The show runs through the end of the regular season ... The show airs in Baton Rouge on Eagle 98.1 FM, on the Internet at [www.LSUsports.net](http://www.LSUsports.net) and on many LSU Sports Radio Network affiliates.

### Inside LSU Basketball

The weekly TV show is on a state-wide network ... WBRZ-TV, Channel 2, will carry the show at 10:35 p.m. Sunday ... The show runs through March 9 ... Besides WBRZ-TV, the

show can be seen on Cox Cable 4 in Baton Rouge Mondays at 9:30 p.m. and on Cox Sports Television (Ch. 37 on Cox Cable) on Wednesdays at 5:30 p.m. ... Other markets airing the show are KLAX-TV in Alexandria, Cox Channel 8 in Lake Charles, KEJB-TV in Monroe, KWBJ in Mogan City, WGNO-TV in New Orleans and KMSS in Shreveport.

## LSU Player Interview Opportunities

### Post Practice

The best time to contact LSU players is usually at the conclusion of practice. Again, please let Basketball SID Kent Lowe know your interview intentions as far in advance as possible.

### LSU Satellite Newsfeed

For more information on satellite feeds and coordinates please call Assistant Athletic Director/Television Kevin Wagner (225-578-1797).

### Post Game

Coach Pierre will be in the L-Club Room of the Maravich Center to visit with the media ... Requested players will be brought to the L-Club after they shower and dress and Coach Pierre has finished his post-game remarks ... **THE LSU DRESSING ROOM IS CLOSED** ... To reach the L-Club, exit the building on the Southwest side and once outside turn left and go down the first set of steps to the L-Club ... The visiting team dressing

area is in the Northeast Corridor and across from the media work area ... The visiting coach has an interview area (where the pre-game meal is served) that he can use for his post-game media obligations if he wishes.

On the road, Coach Pierre will be available in the interview area or outside the dressing room ... Players will be available after they dress.

## Who to Contact

### LSU Sports Information Office

(225) 578-8226

### Asst. AD/Sports Info. Director

Michael Bonnette - [mbonnet@lsu.edu](mailto:mbonnet@lsu.edu)

### Sr. Associate SID (Basketball)

C. Kent Lowe - [clowe@lsu.edu](mailto:clowe@lsu.edu)

### Asst. Men's Basketball Contact

Alex Restrepo - [arestr1@lsu.edu](mailto:arestr1@lsu.edu)

### LSU Sports Television Network

(225) 578-1797

### Director of Television

Kevin Wagner - [jwagne2@lsu.edu](mailto:jwagne2@lsu.edu)

### Manager/Television

John Schiebe -- [jschieb@lsu.edu](mailto:jschieb@lsu.edu)

### LSU Sports Radio Network

(225) 578-1882

### Director of Radio

Jim Hawthorne - [lsuradio@lsu.edu](mailto:lsuradio@lsu.edu)

## LSU Athletics Online

### [www.LSUsports.net](http://www.LSUsports.net)

The Official Website of LSU Athletics is home to all the basketball information you need. Schedules, results, rosters, bios, statistics and game notes can be found. The **GAMEDAY** section, updated daily, has all relevant info for the upcoming game.

### <http://media.lsusports.net>

Media can access images for all LSU teams, including action shots, heads shots, logos, etc. To gain access, email Michael Bonnette or Kent Lowe. You will be assigned a login and password that will enable you to retrieve pictures. This service is for the media use only.

### LSUsports.net/media

Request Credentials online, Read the latest Game Notes and Submit Photo Requests.

C. Kent Lowe <a href="mailto:clowe@lsu.edu">clowe@lsu.edu</a>							
Weekly Schedule (Subject to change)							
MONDAY 11	TUESDAY 12	WEDNESDAY 13	THURSDAY 14	FRIDAY 15	SATURDAY 16	SUNDAY 17	
Practice, 3:30 p.m. SEC Teleconference, Pierre at 10:28 a.m. LSU Basketball Radio Show, 7 p.m. Walkons	Practice, TBA Charter flight to Florida	Game 23 -- LSU at Florida, (O'Connell Center, Gainesville, Fla.) LSU Sports Radio Network; Raycom Sports	Practice at 3:30 p.m. SEC Teleconference, 10 a.m.; Butch Pierre at 10:28 a.m.	Practice, 3 p.m.	Game 24 -- Kentucky at LSU, Maravich Center, Noon (LSU Sports Radio Network, Raycom Sports) Tickets: \$14, \$5 youth (ages 3-12).	Off Inside LSU Basketball, 10:35 p.m. (WBRZ-TV, Ch. 2) and LSU Sports Television Network affil- iates	
MONDAY 18	TUESDAY 19	WEDNESDAY 20	THURSDAY 21	FRIDAY 22	SATURDAY 23	SUNDAY 24	
Practice, 3:30 p.m. SEC Teleconference, Pierre at 10:28 a.m. LSU Basketball Radio Show, 7 p.m. Walkons	Practice TBA Charter flight to Arkansas	Game 25 -- LSU at Arkansas, Bud Walton Arena (Fayetteville, Ark.) LSU Sports Radio Network, Raycom Sports	Practice 3:30 p.m. SEC Teleconference, 10 a.m.; Butch Pierre at 10:28 a.m.	Practice 3p.m.	Game 26 -- Ole Miss at LSU, Maravich Center, 5 p.m. (LSU Sports Radio Network, FSN) Tickets: \$14, \$5 youth (ages 3- 12)	Off Inside LSU Basketball, 10:35 p.m. (WBRZ-TV, Ch. 2) and LSU Sports Television Network affil- iates	

## CAREER SPECIALTY NUMBERS

### CAREER DOUBLE-FIGURE GAMES

Tasmin Mitchell 50  
Terry Martin 25  
Garrett Temple 20  
Marcus Thornton 20  
Anthony Randolph 17  
Chris Johnson 11  
Bo Spencer 4  
Alex Farrer 1

### CAREER DOUBLE-FIGURE REBOUNDS

Tasmin Mitchell 9  
Anthony Randolph 5  
Marcus Thornton 3  
Chris Johnson 1

### CAREER DOUBLE-DOUBLES

Tasmin Mitchell 8  
Anthony Randolph 5  
Marcus Thornton 3  
Chris Johnson 1

### CAREER THREE-POINTERS

Terry Martin 84  
Garrett Temple 79  
Tasmin Mitchell 69  
Marcus Thornton 62  
Bo Spencer 17  
Chris Johnson 11  
Alex Farrer 10  
Anthony Randolph 2  
Garrett Green 2

### CAREER ASSISTS

Garrett Temple 314  
Tasmin Mitchell 165  
Terry Martin 74  
Bo Spencer 35  
Anthony Randolph 31  
Marcus Thornton 29  
Alex Farrer 23  
Chris Johnson 13  
Quintin Thornton 6  
Garrett Green 5  
Greg Terrebbonne 3

### CAREER BLOCKS

Garrett Temple 84  
Anthony Randolph 53  
Chris Johnson 49  
Tasmin Mitchell 44  
Terry Martin 15  
Marcus Thornton 7  
Garrett Green 4  
Alex Farrer 2  
Quintin Thornton 2  
Bo Spencer 1

## 2007-08 LSU Men's Basketball Roster

NO.	NAME	CL.	POS.	HT.	WT.	EXP.	HOMETOWN/LAST SCHOOL
1**	Tasmin Mitchell	Jr.	F	6-7	228	2VL	Denham Springs, La./D. Spr. HS
3	Anthony Randolph	Fr.	F	6-10	205	HS	Dallas, Texas/Woodrow Wilson HS
5	Marcus Thornton	Jr.	G	6-4	198	JC	Baton Rouge, La./Kilgore College
10	Greg Terrebbonne	So.	G	6-0	205	1VL	Galliano, La./South LaFourche HS
11	Bo Spencer	Fr.	G	6-1	180	HS	Baton Rouge, La./Glen Oaks HS
13	Terry Martin	Jr.	G	6-6	207	1VL	Monroe, La./Texas Tech
14	Garrett Temple	Jr.	G	6-6	195	2VL	Baton Rouge, La./University HS
20	Garrett Green	Fr.	F	6-10	218	HS	Woodland Hills, Calif./Taft HS
21	Chris Johnson	Jr.	C	6-11	205	2VL	Montross, Va./Laurinburg Prep
30	Alex Farrer	So.	G	6-5	200	1VL	Phoenix, Ariz./St. Mary's HS
32	Quintin Thornton	Jr.	F	6-8	230	JC	Orlando, Fla./Odessa College

\*\*Injured; medical redshirt candidate

**Interim Head Coach:** Butch Pierre (Mississippi State, 1984), 11th year at LSU

**Assistant Coach:** John Treloar (Belhaven, 1979), 4th year at LSU

**Assistant Coach:** Chad Dollar (Milligan, 1996), 1st year at LSU

**Director of Basketball Operations:** Jeff Clapacs (Wooster, 2007), 1st year at LSU

## Transactions

Quintin Thornton injured his left pectoral muscle in the weight room, Oct.19. Underwent surgery, out for at least two months ... Returned to practice Jan. 8, played final moments of Miss. State game on Jan. 9 ... Dameon Mason missed McNeese game (11/14) and Maui Tournament (11/19-21) with viral infection on heart muscle ... Cleared Monday (11/26) to return to practice ... Tasmin Mitchell was taken out of Oklahoma State game (11/19) after six minutes, did not play the remainder of the Maui tournament ... Had a stress reaction in the shin bone area of his left foot ... Surgery was Nov. 29 ... Eligible for medical redshirt ... Dameon Mason missed Wichita State (12/19), Oregon State (12/22) and A&M (1/5) games while taking intercession classes ... Unable to play second semester because of NCAA rules regarding entering second semester GPA for fifth-year seniors ... Chris Johnson broke right hand in first two minutes of second half at Tulane (1/2) ... Returned in game at Auburn (1/30) ... John Brady removed by LSU Athletics as head coach; Associate Head Coach Butch Pierre named Interim Head Coach (2/8).

## Butch Pierre - LSU's Interim Head Coach

Butch Pierre is in his 11th year on the staff at LSU, joining as an assistant coach prior to the 1997-98 season and promoted to Associate Head Coach in 2002 .... He was named the Interim Head Coach on Feb. 8 ... A native of Darrow, La., Pierre was a prep and SEC standout in his playing days. At St. Amant High School in Louisiana, he was a prep-All-American and the school retired his jersey in 1980 ... Pierre started four seasons as point guard for Mississippi State.

ESPN's Dick Vitale prior to the season listed Pierre as one of his "Top Six" head coaching prospects among college assistant coaches. At LSU as chief recruiter he has helped LSU land four McDonald's and nine Parade prep All-Americans, seven junior college All-Americans and two who earned national junior college player of the year honors.

Pierre served as graduate assistant at Mississippi State (1984-86), assistant coach at Kentucky State (1986-88), assistant coach at Louisiana-Lafayette (1988-89), associate head coach at Louisiana-Lafayette (1989-96) and assistant coach at Charlotte (1996-97) prior to coming to LSU.

## An In-Season Coaching Change

The Tigers have actually had a previous situation where there were two coaches in a season but that change came about because of World War II ... During the 1944-45 season, Jess Fatherree started the season as the head coach and was 11-7 when he was called to service for the country ... Assistant football coach A. L. Swanson stepped in as the head coach and finished with a 4-2 record as LSU finished the 1945 campaign with a record of 15-9 ... The next year Harry Rabenhorst returned from his war duty and resumed his coaching career as head basketball coach that was interrupted after the 1942 season ... He would coach a total of 29 years in his two stints, finishing his coaching career in 1957.

## Last Game - Tennessee 47, LSU 45 (2/9/08, Baton Rouge)

Against a team that had scored over 100 points in its last game and was averaging over 85 points for the season, the LSU Tigers put the clamps on the Volunteers holding them to their lowest point total of the season and the second-lowest total in the last three years ... Only a steal in the final 15 seconds kept LSU from having a chance to take the game to overtime after rallying from 12 down, 37-25, with 15:56 to play ... LSU held the Vols to just 10 points the rest of the way.

LSU struggled with offensive consistency at points during the game, shooting 40 percent (20-of-50) for the game, but just 3-of-20 from the arc (15 percent) ... LSU failed to get to the free throw line, getting there just four times, making two ... LSU did shut down Tennessee to the tune of just 31.7 percent (19-of-60) and five-of-19 from the arc ... Helping LSU, despite the fact that Tennessee got to the line 15 times, the Vols hit just four free throws ... Marcus Thornton kept his double figure scoring streak alive at nine straight games but had his six-game 20-point scoring streak stopped with 12, while Chris Johnson had his best game since returning from the broken bone in his right hand, finishing with 17 points, eight rebounds and four blocks in 38 minutes ... Anthony Randolph had his 11-game double figure scoring streak snapped with just six points in 30 minutes.

## Thornton's 38 Still The Best In The League

The 38 points Marcus Thornton scored at the end of January against Auburn (1/30) remains the best in the league this year ... Here's how some of the Marcus Thornton factoids from the big Auburn game and at Alabama stack up:

**38 points** - The last time an SEC player scored 38 points was Auburn's Toney Douglas who scored 38 against Nicholls State on November 24, 2004 ... The last time any player had more than 38 in an SEC vs. SEC contest was LSU's on Ronnie Henderson who had 40 versus Alabama on Feb. 11, 1995 ... Seven LSU players (many multiple times) have scored more than 38 points for the Tigers in LSU's history ... It's the first time anyone at LSU has broken the 30-point barrier since Darrel Mitchell scored 32 in LSU's 113-101 double overtime win over Ohio State on Jan. 15, 2005.

**8 three-pointers** - Only twice before in LSU history has someone made more than eight three-pointers in a single game - both by Chris Jackson ... Jackson made the school record of 10 against Tennessee on Feb. 10, 1990 and, also made nine vs. Ole Miss on March 4, 1989 ... Maurice Carter (vs. Arkansas, 1/2/99) and Ronnie Henderson (vs. Kentucky, 2-15-94) are the only two other players to have made eight threes in a contest.

**15 three-point attempts** - Marks the fourth most attempts by an LSU player since the shot was incorporated into NCAA play ... Jackson tried 20 on two occasions.

**6 - Consecutive games of at least 20-points** that Thornton had that was finally stopped in the Tennessee game (2/9) ... That is tied for the league high in consecutive 20-point games this year.

**1 - Ranking for Thornton** in the SEC statistics in both the overall and league game only totals.

## Anthony Randolph A Two-Time SEC Freshman of the Week

Anthony Randolph earned SEC Freshman of the Week for the second time for his play at Auburn (1/30) and at Alabama (2/2) ... Randolph scored 17 of his 21 points in the second half to help LSU win the game at Auburn and then had his fifth double double of the year (13 points, 12 rebounds) in the game at Alabama.

Randolph also won SEC FOW honors after the season opener in November when he had 19 points, 13 rebounds and six blocks in the opener against Southeastern Louisiana.

## Tigers Shot Better At Home

The goals at the Maravich Center have not been the greatest for LSU in their first three conference games, twice shooting below 30 percent in the building ... LSU shot 21 percent at home in the conference opener against Mississippi State and just 29 percent against Arkansas (1/26) ... LSU 50 percent in its conference win at Auburn (1/30) and although under 40 percent at Alabama (2/2), the Tigers did shoot 40 percent from three-point range ... Against Tennessee, the Tigers did struggle from the three-point line shooting 15 percent but did hit 40 percent overall (20-of-50) ... Actually from two-point range only, the Tigers were 17-of-30 (56.7 percent).

For the season, LSU is now hitting 42.6 percent (541-1,271), 12th in the league, while opponents are shooting at a 42.0 percent clip ... In league games, LSU is 185-of-

## SEC STANDINGS

### Eastern Division

TEAM	SEC	OVERALL
Tennessee	8-1	21-2
Kentucky	6-2	12-9
Florida	6-3	19-5
Vanderbilt	5-4	20-4
S. Carolina	3-5	11-11
Georgia	2-6	11-10

### Western Division

TEAM	SEC	OVERALL
Miss. State	7-2	16-7
Arkansas	6-2	17-5
Ole Miss	3-5	17-5
Auburn	2-7	12-10
Alabama	2-7	13-11
LSU	1-7	8-14

## CAREER DOUBLE-DOUBLES

### TASMIN MITCHELL (8)

Game	Date	Pts	Reb
Southern	11/18/05	19	12
UL-Laf.	12/17/05	16	11
Duke	3/23/06	10	10
Texas	12/10/06	23	10
UConn	1/6/07	16	10
Ole Miss	1/17/07	19	10
Ole Miss	2/14/07	11	10
McNeese	11/14/07	16	14

### ANTHONY RANDOLPH (5)

Game	Date	Pts	Reb
SE La.	11/12/07	19	13
Southern	11/30/07	24	11
Ole Miss	1/12/08	18	11
Vanderbilt	1/19/08	14	19
Alabama	2/2/08	13	12

### MARCUS THORNTON (3)

Game	Date	Pts	Reb
Ariz. State	11/21/07	18	12
Villanova	12/6/07	15	13
Wichita State	12/19/07	12	11

### CHRIS JOHNSON (1)

Game	Date	Pts	Reb
Chaminade	11/20/07	18	11

## TIGER OPPONENTS IN POLLS

Record at Time of Game	AP	ESPN/ USAT
Villanova (L, 67-68)	25	21
Texas A&M (L, 53-79)	12	10
Ole Miss (L, 71-74)	16	15
Vanderbilt (L, 72-96)	16	14
Tennessee (L, 45-47)	7	7

Florida (Feb. 13)	RV	RV
Arkansas (Feb. 20)	RV	RV
Ole Miss (Feb 23)	---	RV
Miss. State (March 8)	RV	RV

## THE STATISTICS

Overall	LSU	UF
Scoring Average	67.8	80.1
Opp. PPG Average	68.9	66.3
Scoring Differential	-1.0	+13.8
FG Percentage	42.6	49.5
Opp. FG Percentage	42.0	43.2
3PT FG Pct.	31.5	36.4
Opp. 3FG Pct.	34.4	33.2
3 FGs per Game	6.6	7.6
FT Percentage	73.8	70.9
Rebound Avg.	35.3	36.4
Opp. Reb. Avg.	38.0	32.3
Reb. Differential	-2.8	+4.0
Assist Average	11.7	17.8
TO Average	14.5	12.6
Blocks Average	6.1	3.5
Steals Average	6.4	6.6

SEC Stats	LSU	UF
Scoring Average	62.9	78.8
Opp. PPG Average	72.1	76.0
Scoring Differential	-9.2	+2.8
FG Percentage	39.3	46.6
Opp. FG Percentage	48.3	46.6
3PT FG Pct.	28.2	31.8
Opp. 3FG Pct.	40.0	35.2
3 FGs per Game	6.0	7.1
Free Throw Pct.	75.9	71.1
Rebound Avg.	34.9	34.6
Opp. Reb. Avg.	36.5	36.4
Reb. Differential	-1.6	-1.9
Assist Average	9.6	17.4
Turnover Average	13.3	12.8
Blocks Average	4.0	3.2
Steals Average	5.1	6.9

### LSU Scoring Runs

5-0	27
6-0	14
7-0	18
8-0	8
9-0	4
10-0	1
11-0	3
12-0	1
13-0	
14-0	1
15-0	
16-0	
17-0	1

### Opp. Scoring Runs

5-0	29
6-0	22
7-0	9
8-0	13
9-0	7
10-0	2
11-0	2
12-0	2
13-0	1
14-0	1
15-0	

471 (39.3 percent).

### About Florida

Florida enters the game receiving votes in both of the polls after splitting a pair of games last week, losing at Tennessee and then winning at the O'Connell Center, 77-67, over Georgia ... In the game, Walter Hodge led Florida with 14 points, with Jai Lucas getting 13 and Dan Werner 10. Marreese Speights had 10 rebounds and three blocks for the Gators ... Florida shot 49.1 percent for the game (28-of-57), 25.9 percent from the arc (7-of-27) ... Georgia had 20 turnovers, but out rebounded the Gators, 43-32 ... Florida had 29 points off the Georgia turnovers.

Billy Donovan is the longest tenured coach in the SEC, in his 12th year at Florida with 280 wins, eighth most by an SEC coach in the history of the league ... Here are the Gators probable starters (based on the last game):

**G - 15 Walter Hodge (6-0, 170, Jr., Guaynabo, Puerto Rico) 10.3 ppg, 2.9 apg**  
**G - 33 Nick Calathes (6-6, 194, Fr., Casselberry, Fla.) 15.4 ppg, 6.2 apg**  
**G - 5 Jai Lucas (5-11, 155, Fr., Bellaire, Texas) 9.5 ppg, 2.3 apg**  
**C - 34 Marreese Speights (6-10, 245, So., St. Petersburg, Fla.) 14.0 ppg, 7.9 rpg**  
**F - 5 Jai Lucas (6-7, 235, So., Bellaire, Texas) 8.7 ppg, 6.8 rpg**

### At The PMAC

LSU is 6-5 this year at home with four conference home games remaining to be played ... LSU is 48-12 over the last three-plus years overall ... The Tigers are 201-113 in conference play in the building, 21-7 over the last three seasons.

### The Pete Maravich Assembly Center

This is the 37th season of play in the building and LSU is 419-144 in the building (74.4 percent).

The Tigers are playing at home this year on a brand new wood floor that was installed earlier in the month. The floor was designed by Jason Feirman in the LSU Athletics Publications office and made by Connor Sports Flooring in Arlington, Illinois.

### On The Road

The win by LSU versus Auburn stopped a 15-game losing streak on the opponent's home court dating back to a win at Oregon State in December 2006 ... It was the first win in an SEC game on the road since the final road game of the 2006 season at South Carolina ... LSU had lost 10 straight in the league up until the Auburn game ... Since that game, LSU lost at Alabama (Feb. 2)

### 100th Anniversary Plans Under Way; Voting For 1940s-70s Decade Teams Ends Friday

The LSU Athletics Department on Dec. 21 announced that LSU basketball fans would have a lead role in the celebration of LSU's 100 years of college basketball ... The celebration began last month (Jan. 2008) with the beginning of the selection by the fans of the all-decade teams and will culminate with the announcement of the all-century team at a gala honoring all former players on Jan. 30, 2009, the 100th anniversary of the first university sanctioned intercollegiate basketball contest with Dixon Academy in Covington ... LSU will also have a home televised league game on Jan. 31, 2009 to culminate the year-long celebration.

The voting for the All-Decade teams is taking place during the Southeastern Conference games of the 2008 season and began with voting for the 1940s and 1950s All-Decade team. The nominees for the team appeared online on Jan. 16 and fans will be able to vote online at [www.LSUsports.net](http://www.LSUsports.net). Each home game different decades of player nominees will be spotlighted and voting will continue until the end of February. The all-decade teams will be announced at the final home game of 2008, against Alabama on March 5.

The Centennial Committee, composed of former players and coaches from the various decades, media members and historians, will select an early years team representing the first 30 years of the program from 1909-1939.

Those players chosen on the All-Decade teams along with the early team selected by the committee will be eligible for the All-Century team which fans will have the chance to vote on during the summer of 2008. The All-Century team will be picked on a weighted vote of both the fans and the Centennial Committee.

Also beginning in February, LSUsports.net will have a special section where all former players, managers, coaches and trainers can register their contact information

so that the committee can locate as many members of the LSU basketball family for the reunion gala in January 2009 ... Finally, LSU fans are asked to begin thinking of their favorite moments in the history of LSU basketball which can also be submitted online. LSU will announce the 100 greatest moments as chosen by the fans and the committee during the 2008-09 basketball season.

### Marcus Thornton League Leader With 13 Games of 20 or More

Marcus Thornton is the league leader in games of 20 or more points with 13 going into the week's play ... Shan Foster has 12 games of 20 or more, Devan Downey of South Carolina has 11 and Jamont Gordon of Mississippi State 10.

Prior to the Tennessee game, Thornton had a streak of six games over 20 points -- 25 at Ole Miss (1/12), 27 versus Auburn (1/16), 27 at Vandy (1/19), 20 versus Arkansas (1/26), 38 at Auburn (1/30) and 22 at Alabama (2/2) (the complete list of his 20-point games can be found in the 20-point box on page 11 of the notes).

Thornton, despite an under average game scoring Saturday, still remains on top of the league in scoring both overall and in league game statistics ... Here are the top three in both categories:

#### Overall

1. **Marcus Thornton, LSU, 19.5 ppg**
1. **Devan Downey, S. Car., 19.4 ppg**
3. **Richard Hendrix, Alabama, 19.0 ppg**

#### SEC Games

1. **Marcus Thornton, LSU, 22.9 ppg**
2. **Devan Downey, S. Car., 20.8 ppg**
3. **Sonny Weems, Arkansas, 19.5 ppg**

Thornton also is averaging 5.9 rebounds, 19th in the league stats, and his 83.3 percent free throw percentage is ranked third in the league ... His three-point percentage of 35.8 percent is the 11th best in the league ... Thornton's six consecutive 20-plus point games was the longest current streak of someone scoring 20 or more in the league and ties the best of the year set earlier by Ramel Bradley of Kentucky.

### The Few, The Proud, The Tigers

The Tigers dressed just eight players against Texas A&M (1/2) but upped things to nine players at Ole Miss (1/12) with the addition of Quintin Thornton on the roster and now back to 10 with the return of Chris Johnson at Auburn (1/30) ... Thornton, no relation to Marcus Thornton, tore his pectoral muscle on the first week of preseason practice in an individual workout session and was finally cleared to practice on Jan. 8 ... He played three minutes in his first action since Canada as an LSU Tigers against Mississippi State (1/9) ... Johnson returned in the second Auburn game (1/30) after breaking a bone in his hand against Tulane on Jan. 2 ... Tasmin Mitchell remains out for the season after surgery for an ankle fracture suffered early in non-conference play, although he did dress Saturday against Tennessee in support of his godfather's first game as LSU head coach, Butch Pierre.

### Johnson Making Strong Return

LSU center Chris Johnson returned for non-contact drills on Jan. 25 for the first time since he fractured the bone between the index finger and the wrist on his shooting (right) hand ... He took part in all the drills in practice Jan. 28 and 29 and then came into the game at Auburn (1/30) and played 24 minutes, hitting his first two shots and finishing with six points, rebounds and two blocks ... Johnson again came off the bench at Alabama (2/2) and played 27 minutes and scored 13 points, hitting three field goals, including a trey, with 6-of-6 at the free throw line with four rebounds and a block ... Against Tennessee, Johnson had a big game in his first start since coming back, hitting 8-of-15 field goals and had 17 points and four blocks ... Johnson's three-game totals since his return:

**At Auburn (1/30) - 24 minutes, 3-9 FG, 0-1 3FG, 0-0 FT, 6 pts, 3 reb, 2 blocks**  
**At Alabama (2/2) - 27 minutes, 3-7 FG, 1-3 3FG, 6-6 FT, 13 pts, 4 reb, 1 block**  
**Tennessee (2/9) - 38 minutes, 8-15 FG, 0-4 3FG, 1-1 FT, 17 pts, 8 reb, 4 blocks**  
**Totals - 89 minutes, 14-31 FG, 1-8 3 FG, 7-7 FT, 36 pts, 15 reb, 7 blocks**

Johnson remains third on the team in scoring average at 11.6 points per game

## TIGER TRENDS

<b>LSU RECORD...</b>	<b>07-08</b>	<b>SINCE 97</b>
In November	5-2	39-9
In December	2-3	53-16
In January	1-7	38-52
In February	0-2	35-45
In March		27-17
In April		0-1

### LSU vs. AP Ranked Opponents

At home	0-1	12-17
On the road	0-4	3-30
Neutral		8-5

### LSU's Record in Games...

Decided by 5 pts or less	2-4	50-48
Decided by 10 pts or less	5-9	78-82
Decided 11 pts or more	3-5	115-57
At night	6-7	140-84
During the day	2-7	53-54
Decided in Overtime	0-1	8-8
Televised	5-12	88-92

### LSU's Record When Scoring...

Less than 60 points	0-5	10-60
60-69 points	2-4	51-50
70-79 points	3-4	61-28
80-89 points	3-1	42-3
90-99 points		23-0
100 or more points		5-0

### LSU's Record When Allowing...

Less than 60 points	3-1	98-17
60-69 points	2-5	65-41
70-79 points	2-4	23-45
80-89 points	1-3	5-33
90-99 points	0-1	0-4
100 or more points		1-1

### LSU's Record When...

Leading at the half	4-4	152-29
Losing at the half	2-10	32-102
Tied at the half	2-0	8-9
Lead 10 minutes left	6-1	163-24
Losing 10 minutes left	1-11	26-110
Tied 10 minutes left	1-2	3-6
Lead 5 minutes left	8-1	167-19
Losing 5 minutes left	0-11	20-113
Tied 5 minutes left	0-2	5-8

### LSU's Record When Shooting...

50% or higher	4-0	92-17
Less than 50%	4-14	100-123
Better than opponent	6-3	159-34
Worse than opponent	2-9	33-103
Even Shooting	0-2	0-3
More 3PT FGs than opp.	5-6	90-37

### LSU's Record When...

Outrebounding opp.	3-2	156-32
Outrebounded by opp.	4-11	33-99
Equal rebounds	1-1	3-9

### LSU's Record When Committing...

Fewer TO than opp.	6-2	99-31
More TO than opp.	1-10	81-99
Equal TO	1-2	12-10
15 or fewer TO	6-7	114-60

## COACHING MARKS

### Coaching Tenure in SEC

1. Billy Donovan, Florida	12th season
2. Rick Stansbury, MSU	10th season
2. Mark Gottfried, Ala.	10th season
4. Kevin Stallings, Vandy	7th season
4. Dave Odom, USC	7th season
6. Dennis Felton, UGA	5th season
7. Jeff Lebo, Auburn	4th season
8. Bruce Pearl, Tennessee	3rd season
9. Andy Kennedy, Ole Miss	2nd season
10. Billy Gillispie, Kentucky	1st season
10. John Pelphrey, Arkansas	1st season
10. Butch Pierre, LSU	1st season

### Coaching Tenure at LSU

1. Harry Rabenhorst	29 seasons
2. Dale Brown	25 seasons
3. John Brady	11 seasons
4. Jay McCreary	8 seasons
5. Dr. C. C. Stroud	6 seasons
5. Press Maravich	6 seasons

### Coaching Wins at LSU

1. Dale Brown	448
2. Harry Rabenhorst	340
3. John Brady	192
4. Dr. C. C. Stroud	82
4. Jay McCreary	82

### Coaching Wins in SEC

(through play on February 10)

1. Billy Donovan, Fla.	280
2. Rick Stansbury, MSU	201
3. Mark Gottfried, Ala.	194
4. Kevin Stallings, Vandy	164
5. Dave Odom, USC	125
6. Dennis Felton, UGA	69
7. Bruce Pearl, Tennessee	67
8. Jeff Lebo, Auburn	54
9. Andy Kennedy, Ole Miss	38
10. John Pelphrey, Arkansas	17
11. Billy Gillispie, Kentucky	12
12. Butch Pierre, LSU	

### All-Time Wins--SEC

(through play on February 10)

1. Adolph Rupp, UK	875
<b>2. Dale Brown, LSU</b>	<b>448</b>
3. C. M. Newton, UA/VU	340
<b>3. Harry Rabenhorst, LSU</b>	<b>340</b>
5. Tubby Smith	308
6. Joe B. Hall, Kentucky	297
6. Hugh Durham, Georgia	297
8. Billy Donovan, Florida	280
9. Ray Mears, Tennessee	278
9. Roy Skinner, Vanderbilt	278
---	
15. Norm Sloan, Florida	232
16. Rick Pitino, Kentucky	219
17. Joel Eaves, Auburn	214
18. Don DeVoe, Tenn, Fla.	211
19. Eddie Fogler, Vandy/SC	204
20. Rick Stansbury, Miss. St.	201
21. Bob Polk, Vanderbilt	197
22. Mark Gottfried, Alabama	194
<b>23. John Brady, LSU</b>	<b>192</b>
----	
30. Kevin Stallings, Vandy	163

and 4.9 rebounds with a block average of 2.1 a game.

### **Randolph One Of The Top SEC Freshman**

We've already discussed Anthony Randolph of Dallas and his week that earned him FOW honors from the SEC ... He is one of the top SEC freshman, averaging 13.7 points per game ... He also is averaging 8.5 rebounds which ranked third overall in rebounds ... Randolph also averages 1.2 steals and 2.4 blocks ... His scoring average ranks fifth among league freshman, the rebound average is first, the steals is fourth and his blocks per game average is first among league freshman ... Overall in the league, he is second in the league in blocked shot average.

Nationally, Randolph's rebound average is ranked 49th nationally and his blocks per game average is ranked 24th.

Randolph's 53 blocks puts him 10th on the LSU single season block list (see page 12 of notes).

### **Tennessee Game Another Frustrating Game**

It was hoped that rallying from five-point down in the final minute at Auburn (1/30) would be the game that finally shakes the trend of close games that LSU has lost on an almost consistent basis over the last year and a half ... But then came Saturday and LSU's heart-breaking last-season loss to Tennessee ... In 2007, the Tigers were 1-6 in games decided by four points or less and after the Tennessee game, LSU is 2-5 this year in games of five points or less.

### **Garrett Temple In School Top 10 In Career Assists, Blocks**

Despite what some internet experts may say, Temple did his part in the win at Auburn (1/30), although it didn't come from the scoring category ... But in the process he equaled his career high in rebounds with eight and also equaled his career high in assists with seven ... He came back in the Alabama game (2/2) and upped his career rebound high to nine with five assists and three steals as the junior played all 40 minutes.

The junior has spent much of his career dishing out timely assists and through 22 games this year leads the team with 77 assists ... That gives him a total of 314 career assists, tied for eighth most career assists at LSU ... He has 116 career steals and is 20 short of moving into the top 10 in that category at LSU ... Against Oregon State (12/22), he blocked two shots to move into the school top 10 list for blocked shots and now has 84 for his career, ninth all-time at LSU ... He has posted double figure games in three of the last seven games.

### **Tall and Lean Tigers Blocking Shots**

This has been a team that could block shots all season long and part of the blocked shot tandem is back with the return of Chris Johnson to go with Anthony Randolph who is one of the league and national leaders.

However, the Tigers could not block a shot in the first meeting against Auburn (1/16) in Baton Rouge, the first time the Tigers had zero blocks in a game since January of 2001 against South Carolina.

The blocks have come easily at times but that also can be a double-edge sword as sometimes the blocks are coming from behind shooters driving to the goal after beating defenders to the goal ... But none-the-less, it is a good category number for the Tigers.

The Tigers blocked 14 shots at Villanova (12/6), just two shots off the school record of 16 set by the Shaquille O'Neal-Stanley Roberts team of 1990.

The Tigers cumulative total of blocks last year, 155, ranked sixth all-time at LSU as the Tigers averaged 4.8 blocks per game ... This season, LSU has 134 blocks, an average of 6.1 a game ... The Tigers are second in the league and 10th in the nation ... Ten players have blocked shots this year, led by the 53 of Anthony Randolph.

LSU's 134 blocks is presently seventh on the school's single season block list.

### **Scoring Issues**

Scoring 80 or more points has always been good to LSU over the years and there haven't been too many times in the last 11 years that the Tigers have surrendered 80 points.

When LSU scored 81 points at Auburn and won, it gave LSU a record of 70-3 since 1997 when scoring at least 80 points in a game ... However, in two of the last three weeks, LSU surrendered 80 points, just the 42nd and 43rd times the Tigers have allowed 80 or more points since 1997 and LSU is now 6-37 when allowing 80 points

(1-4 this season) during that time period.

### Florida, LSU Still Have Best Home Win Marks

Since the start of the 2002-03 season, Florida and LSU far and away have the most home wins of any team in the Southeastern Conference:

Florida 86  
 LSU 74  
 Tennessee 72  
 Vanderbilt 70  
 Alabama 69  
 Arkansas 65  
 Kentucky 65  
 South Carolina 59  
 Mississippi St. 57  
 Auburn 56  
 Georgia 56  
 Ole Miss 50

### Louisiana Home Win Streak

LSU completed its home slate of games against Louisiana schools Dec. 15 against Northwestern State with LSU winning all five of its games this year (Southeastern Louisiana, McNeese State, Nicholls State, Southern and Northwestern State), extending LSU's winning streak in the Maravich Center against Louisiana schools to 67 games ... LSU last lost to a Louisiana school in the PMAC on Dec. 6, 1988 when Louisiana Tech beat LSU in overtime, 111-109 ... The present streak started two nights later on Dec. 8, 1988 when the Tigers defeated McNeese State ... A total of 42 of those wins have come in the John Brady era.

### Playing Without Tasmin Mitchell

One of the biggest factors of the 2007-08 season has been having to learn to play without a staple of the 2006 and 2007 seasons in the LSU lineup, junior forward Tasmin Mitchell ... Mitchell, who started every game in his freshman and sophomore seasons is probably out for the remainder of the year after undergoing surgery on his left ankle for a stress fracture of his shin bone ... Mitchell averaged 11.4 points a game during LSU's Final Four season in 2006 and then averaged 14.5 points last season ... Mitchell was a pre-season coaches All-SEC selection for the 2007-08 season ... Mitchell started the first three games of the season, to run his consecutive game starting streak to 71, but had to go to the bench in pain after just six minutes of the LSU-Oklahoma State game in Maui (11/21) ... He underwent surgery on Nov. 29 and while the recovery and rehab process is six-to-eight weeks, it is expected that he will use a medical red-shirt and be available for two more seasons for LSU.

### NBA Playing With Five Former Tigers On Rosters

The National Basketball Association presently has five former LSU Tigers on its rosters:

Brandon Bass -- 3rd yr -- Dallas Mavericks (first year after two with New Orleans)  
 Glen Davis -- rookie year -- Boston Celtics (2nd round draft pick)  
 Shaquille O'Neal - 16th yr - Traded to Phoenix (4th team after Orlando, LA, Miami)  
 Stromile Swift -- 8th year - Traded to N.J. (drafted 3rd by Vancouver after Memphis, Houston, Memphis)  
 Tyrus Thomas -- 2nd yr -- Chicago Bulls (4th pick 2006 by Portland, traded to Chicago)

### Three-Point Shooting Notes

The Tigers are averaging 6.6 treys a game, while averaging 20.9 attempts a game ... The Tigers are on pace to be over the school record of 614 attempts taken by the 1995-96 team ... LSU is on pace as well to make 200 treys for only the fourth time since the shot was instituted in the late 1980s ...

In the Arizona State (11/21) game, LSU's 33 attempts was just seven shy of the school record for attempts ... In fact, Marcus Thornton's 12 attempts in that game was the first time anyone had attempted more than 10 three-pointers in a game since Torris Bright in 2002 ... Against Oregon State (12/22), Thornton's six makes was the first time someone made at least six attempts since Antonio Hudson against Louisiana-Lafayette

<b>SCORING BREAKDOWN</b>					
<b>CLASS</b>	<b>PTS</b>	<b>PCT.</b>			
Freshmen	434	29.1			
Sophomores	51	3.4			
Juniors	985	66.0			
Seniors	22	1.5			
<b>SCORING</b>	<b>PTS</b>	<b>PCT.</b>			
Starters	1224	82.0			
Bench	268	17.9			
<b>POINTS IN PAINT</b>	<b>PTS</b>	<b>APG</b>			
LSU	570	25.9			
Opponents	642	29.2			
<b>POINTS OFF TO</b>	<b>PTS</b>	<b>APG</b>			
LSU	334	15.2			
Opponents	333	15.1			
<b>BENCH SCORING</b>	<b>PTS</b>	<b>APG</b>			
LSU	268	12.2			
Opponents	395	17.9			
<b>FT% LAST 5 MINUTES</b>			<b>PCT</b>		
LSU (19-23, 82.6-SEC)	68-96		70.8		
Opponents (24-37, 64.9-SEC)	79-106		74.5		
<b>FG% LAST 5 MINUTES</b>			<b>PCT</b>		
LSU (23-63, 36.5-SEC)	72-167		43.1		
Opponents (26-47, 55.3-SEC)	69-156		44.2		
<b>3FG% LAST 5 MINUTES</b>			<b>PCT</b>		
LSU (9-33, 27.3-SEC)	22-77		28.6		
Opponents (7-15, 46.7-SEC)	15-55		27.3		
<b>W-L RECORDS OF STARTING LINEUPS</b>					
1-0 -- Temple, Martin, M. Thornton, Randolph, Mitchell					
1-1 -- Martin, M. Thornton, Johnson, Randolph, Mitchell					
5-5 -- Martin, M. Thornton, Johnson, Temple, Randolph					
0-2 -- Spencer, Martin, M. Thornton, Temple, Randolph					
0-1 -- Temple, Martin, M. Thornton, Randolph, Green					
1-3 -- Temple, Farr, M. Thornton, Randolph, Q. Thornton					
0-1 -- Temple, Spencer, M. Thornton, Q. Thornton, Randolph					
0-1 -- Temple, Farr, M. Thornton, Randolph, Johnson					
<b>LEADING SCORERS --</b>					
M. Thornton 15, Randolph 4, Johnson 2, Martin 1					
<b>LEADING REBOUNDERS --</b>					
Randolph 13, M. Thornton 5, Johnson 3, Mitchell 1, Martin 1, Q. Thornton 1, Temple 1					
<b>LEAD ASSISTS --</b>					
Temple 13, Martin 4, Randolph 4, Spencer 3, Mitchell 2, M. Thornton 2					
<b>DUNKS --</b>					
Randolph 29, Johnson 17, Green 4, Temple 2, M. Thornton 2, Martin 1, Q. Thornton 1					
<b>DOUBLE FIGURE SCORING GAMES --</b>					
M. Thornton 20, Randolph 18, Martin 11, Johnson 10, Temple 5, Spencer 4, Mitchell 1, Farrer 1					
<b>DOUBLE DOUBLE --</b>					
Randolph 5, Thornton 3, Mitchell 1, Johnson 1					
<b>NO. OF DOUBLE FIGURES BY GAME</b>					
1	2	3	4	5	6/more
	6	7	9		



## STREAKING

### Consecutive Games in Double Figures

Marcus Thornton 9  
Chris Johnson 2

### Consecutive Games Without Fouling Out

Alex Farrer 32  
Tasmin Mitchell 29  
Marcus Thornton 22  
Bo Spencer 22  
Garrett Green 16  
Anthony Randolph 14  
Chris Johnson 11  
Greg Terrebbonne 8  
Garrett Temple 8  
Quintin Thornton 8  
Terry Martin 5

### Consecutive Gms. 3PT FG

Marcus Thornton 7  
Garrett Temple 2  
Garrett Green 1

### Consecutive Games Scored in

Anthony Randolph 22  
Marcus Thornton 20  
Chris Johnson 17  
Garrett Temple 10  
Alex Farrer 7  
Terry Martin 5  
Garrett Green 1

### Consecutive Games Started

Anthony Randolph 22  
Marcus Thornton 22  
Garrett Temple 18  
Alex Farrer 3  
Chris Johnson 1

## IN NCAA STATISTICS

### Team

FG Pct. Defense	42.0	93rd
Free Throw Pct:	73.8	35th
Blocks	6.1	10th

### Individual

Pts - Marcus Thornton	19.5	40th
3PT FGS PG - M. Thornton	2.8	51st
3PT Pct. - Marcus Thornton	35.8	97th
FT Pct. - Marcus Thornton	83.3	73rd
Reb-Antony Randolph	8.5	49th
Blocks - A. Randolph	2.4	24th

in November 2004 ... He equaled that in the first Auburn game (1/15) and now has taken that to another level with his eight makes at Auburn (1/30).

For the season, LSU is hitting at 31.5 percent (145-of-460) ... LSU hit 10 treys at Auburn (1/30), the fourth time LSU was in double figures from the arc (11 vs. Oklahoma State 11/19; 12 vs. Arizona State, 11/21; and 10 versus Oregon State (12/22) and Auburn (1/30)) ... For the season, opponents are making 6.6 a game and 34.4 percent (145-of-421).

### **Rebounding**

The rebound totals have stabilized a bit for LSU with LSU recovering from its nine-game stretch in which it was outrebounded every game by a combined 85 boards ... LSU has been outrebounded twice in the last six games, with only a one-rebound differential in the Tennessee (2/9) game.

The Wichita game in December was the first time an opponent had recorded 50 rebounds against LSU since the Wyoming game of Jan. 2001.

In past years, LSU's out rebounding opponents has been a key component in LSU winning: 21-5 when having the most boards in 2006 and 16-6 a year ago ... The Tigers have won 156 of 188 games (82.9 percent) since 1997 when out rebounding the opponent ... The Vanderbilt game (1/19) marked the second time in five games this year in which LSU had more rebounds than the Tigers didn't win ... LSU has averaged more rebounds than the opponents in each of the last 10 seasons ... Twice in the last three games, LSU and its opponent have been even in rebounds, just the 12th time that has happened since 1997 (LSU 3-9 in that time period when rebounds were even).

LSU is averaging 35.3 boards a game, while giving up 38.0 rebounds a game.

LSU is -61 to the opponents in offensive rebounds with opponents having kept possessions alive 303 times, compared to 242 for the Tigers.

### **Free Throw Percentage**

The Tigers have had great success at the free throw line this year and at this point in the season the percentage of 73.8 is the second best in the league and the third best all-time at LSU ... LSU is 265-of-359 topped by the 31-of-34 by Chris Johnson (91.2 percent) and the 70-of-84 of Marcus Thornton (83.3 percent).

In conference play, LSU's only real hiccup was in the Ole Miss game (1/12) when LSU made just 7-of-15 (46.7 percent), the first time LSU was below 50 percent in a game since the 2006 national semifinals against UCLA ... But even with that, LSU is 85-of-112 in conference play (75.9 percent), best in the league.

One problem for the Tigers in the Tennessee (2/9) loss, was that LSU could only get to the free throw line a grand total of four times, one of the fewest times LSU has gotten to the line in modern times.

Last season, the Tigers hit 70 percent at the free throw line, making 403-of-572 free throws during the 32-game season ... It was just the second time since 1997 that an LSU team made 70 percent of their free throws and just missed the top 10 for school all-time free throw percentage marks.

### **O Canada**

The LSU season got off to an early start thanks to a three-game exhibition tour of Canada over the Labor Day weekend ... The Tigers played games and won at the University of Guelph (92-60), York University (101-67) and the University of Toronto (82-55) ... Marcus Thornton, the junior college transfer, led the Tigers on the trip averaging 26.0 points per game as the guard hit 32-of-55 field goal attempts and more importantly 11 three-pointers in 25 attempts (44 percent) ... Anthony Randolph averaged 13.3 points and a team best 6.7 rebounds, while veterans Terry Martin (13.0 points) and Mitchell (11.0 points) averaged in double figures.

LSU as a team shot 48 percent from the floor and 36.9 percent from the international three-point arc, some 30 percentage points higher than a season ago.

LSU's decision to wait until the Labor Day Weekend to go on a trip outside the United States allowed the newcomers to join the veterans on the trip and allowed for a week of practice prior to leaving for Canada.

## Tigers Sign Four On First Day Of Fall Signing Period

The LSU Athletics Department announced on Wednesday that four student-athletes have signed national letters-of-intent with the LSU men's basketball team. Signing with the Tigers were:

**J'Mison Morgan - Dallas (Texas) South Oak Cliff High - 6-10 center**

**Storm Warren - Monroe (La.) Richwood High School - 6-6 forward**

**Delwan Graham - Dunwoody (Ga.) High School - 6-7 small forward**

**Dennis Harris - Jonesboro (Ga.) Mundy's Mills High School - 6-10 combo forward**

Morgan is rated No. 23 in the country by Rivalshoops.com and 29th by Scoutshoops.com after averaging 13 points, nine rebounds and five blocks per game last season. He was the District 14-4A defensive MVP and was named first-team Class 4A All-State by the Texas Association of Basketball Coaches ... Warren, ranked the 31st best power forward in the country by Scoutshoops.com, averaged 22.3 points, 18.1 rebounds and nine blocks a contest last year for Richwood as the Rams advanced to the Class 3A state semifinals. He was a first team All-State selection by the Louisiana Sports Writers Association ... Delwan Graham, ranked 68th in the country by Scoutshoops.com, averaged 18.6 points per game and 11 rebounds in earning first team Class 3A All-State honors by the Georgia Coaches Association. Dunwoody was 27-4 last season after winning the state crown in Graham's sophomore season ... Harris' Mundy Mills team is 60-24 the last three seasons, with three consecutive playoff appearances, including a regional championship and a trip to the Class 5A state tournament in 2007. The 3-star Rivalshoops.com and Scoutshoops.com player averaged 19 points and 11 rebounds in earning an honorable mention All-Metro by the Atlanta Journal Constitution. He scored a 1300 on the SAT and carries a 3.7 GPA.

Earlier this week, Monroe's Warren had the rare quadruple double against Green Oaks as the Richwood prep star had 27 points, 10 blocks, 10 assists and 17 rebounds.

## Next - Tigers Return Home Saturday To Face Kentucky

The Tigers come back to Baton Rouge for a fourth straight game on Raycom Sports as LSU hosts Kentucky at the Maravich Assembly Center Saturday ... Tipoff is set for noon in the first half of a regionally-televised doubleheader ... The radio broadcast will be available on the LSU Sports Radio Network, the "GeauxZone" at LSUsports.net and on the SEC Channels at XM Satellite Radio ... Tickets are available for \$14 for adults and \$5 for youth (ages 3-12).

## CAREER RECORDS

### LSU ASSIST LEADERS

1. Kenny Higgs	1974-78	645
2. Ethan Martin	1977-81	638
3. Torris Bright	2000-03	544
4. Pete Maravich	1967-70	425
5. Derrick Taylor	81-82; 83-86	401
6. Mike Darnall	1972-75	399
7. Darrel Mitchell	2002-06	367
8. Ricky Blanton	84-86; 87-89	314
8. Garrett Temple	active	314

### LSU STEAL LEADERS

1. Clarence Ceasar	1991-95	310
2. Ethan Martin	1977-81	279
3. Torris Bright	2000-03	246
4. Darrel Mitchell	2002-06	219
5. Derrick Taylor	81-82; 83-86	207
6. Jerry Reynolds	1982-85	194
7. Darryl Joe	1986-88	173
8. Jermaine Williams	1998-02	154
9. Leonard Mitchell	1980-84	151
10. Vernel Singleton	1988-92	136
10. Johnny Jones	1980-84	136
--		
xx. Garrett Temple	active	116

### LSU BLOCK LEADERS

1. Shaquille O'Neal	1989-92	412
2. Stromile Swift	1998-00	130
3. Glen Davis	2004-07	110
4. Brandon Bass	2003-05	104
5. Jose Vargas	1984-88	100
6. Tyrus Thomas	2005-06	99
7. Lionel Green	1975-79	94
8. Jaime Lloreda	2002-04	89
9. Garrett Temple	active	84

## 20-POINT GAMES

38-Marcus Thornton, at Auburn (1/30)

27-Marcus Thornton, at Vandy (1/19)  
27-Marcus Thornton, vs. Auburn (1/16)  
27-Marcus Thornton, vs. SE La. (11/12)

25-Marcus Thornton, at Ole Miss (1/12)

24-Anthony Randolph, vs. Southern  
(11/30)  
24-Marcus Thornton, vs. Nicholls (11/28)  
24-Marcus Thornton vs. McNeese (11/14)

22-Marcus Thornton, at Alabama (2/2)  
22-Marcus Thornton vs. NW State (12/15)  
22-Marcus Thornton vs Southern (11/30)

21-A. Randolph, at Auburn (1/30)  
21-A. Randolph, vs. Nicholls (11/28)  
21-A. Randolph, vs. Arizona State (11/30)

20-Marcus Thornton, vs. Arkansas (1/26)  
20-Marcus Thornton, vs. Ore. St. (12/22)  
20-Chris Johnson, vs. Southern (11/30)  
20-Marcus Thornton vs. Okla. St. (11/19)

## Single Season Records

### **LSU BLOCK LEADERS**

1. Shaquille O'Neal	1991-92	157
2. Shaquille O'Neal	1990-91	140
3. Shaquille O'Neal	1989-90	115
4. Tyrus Thomas	2005-06	99
5. Stormile Swift	1999-00	95
6. Jaime Lloreda	2002-03	61
6. Lionel Green	1978-79	61
8. Stanley Roberts	1989-90	60
9. Brandon Bass	2003-04	56
10. Anthony Randolph	2007-08	53

### **LSU 3 PT FIELD GOALS MADE**

1. Anthony Willson	1986-87	95
2. Chris Jackson	1989-90	88
3. Chris Jackson	1988-89	84
4. Darrel Mitchell	2005-06	82
5. Torris Bright	2001-02	76
6. Ronnie Henderson	1993-94	72
7. Maurice Carter	1998-99	71
8. Ronnie Henderson	1994-95	68
9. Darrel Mitchell	2003-04	67
10. Darrel Mitchell	2004-05	67

---

\*\* Marcus Thornton 2007-08 62

### **LSU TEAM BLOCK LEADERS**

1. 2005-06	236
2. 1989-90	225
3. 1991-92	206
4. 1990-91	198
5. 1999-00	180
6. 2006-07	155
7. <b>2007-08</b>	<b>134</b>

### **LSU TEAM FT PCT. LEADERS**

1. 1988-89	.770
2. 1985-86	.750
3. <b>2007-08</b>	<b>.738</b>
4. 1963-64	.737
5. 2004-05	.730
6. 1969-70	.727
7. 1972-73	.720
8. 1984-85	.714
8. 1967-68	.714
10. 1979-80	.710

# The Last Time LSU ...

## ALL GAMES

### Scoring

Less Than 50 points .....	45 -- vs. Tennessee (45-47), 2/9/08
50-59 points .....	52 -- vs. Arkansas (52-68), 1/26/08
60-69 points .....	67 -- vs. Auburn (67-74), 1/16/08
70-79 points .....	72 -- at Alabama (72-81), 2/2/08
80-89 points .....	81 -- at Auburn (81-80), 1/30/08
90-99 points .....	92 -- vs. Miss. Valley (92-58), 12/28/06
100 or more points .....	104 -- vs. Nicholls State (104-57), 11/21/05

### Opponents Scoring

Less than 50 points .....	47 -- by Tennessee (47-45), 2/9/08
50-59 points .....	58 -- by Northwestern St., (58-82), 12/15/07
60-69 points .....	68 -- by Arkansas (68-52), 1/26/08
70-79 points .....	74 -- by Auburn (74-67), 1/16/08
80-89 points .....	81 -- at Alabama (81-72), 2/2/08
90-99 points .....	92 -- by Vanderbilt (92-76), 1/19/08
100 or more points .....	101 -- by Ohio State (101-113), 1-15-05

### Field Goal Percentage

Shot 20-29 percent .....	29.0 -- vs. Arkansas (20-69), 1/26/08
Shot 30-39 percent .....	36.8 -- at Alabama (21-57), 2/2/08
Shot 40-49 percent .....	40.0 -- vs. Tennessee (20-50), 2/9/08
Shot 50-59 percent .....	50.8 -- at Auburn (31-61), 1/30/08
Shot 60-69 percent .....	60.9 -- vs. Ole Miss (28-46), 2/14/07
Shot 70 percent or above .....	70.3 -- vs. Centenary (45-64), 1-15-03

### Opponents Field Goal Percentage

Shot 20-29 percent .....	24.6 -- by Southern (16-65), 11/30/07
Shot 30-39 percent .....	31.7 -- by Tennessee (19-60), 2/9/08
Shot 40-49 percent .....	47.5 -- by Alabama (28-59), 2/2/08
Shot 50-59 percent .....	50.9 -- by Auburn (28-55), 1/30/08
Shot 60-69 percent .....	60.0 -- by W. Va. (33-55), 11-27-04

### Three-Point FG Percentage

Shot less than 10 percent .....	0.0 -- vs. UCLA (NCAA FF) (0-6), 4/1/06
Shot 10-19 percent .....	15.9 -- vs. Tennessee (3-200), 2/9/08
Shot 20-29 percent .....	29.2 -- vs. Auburn (7-24), 1/16/08
Shot 30-39 percent .....	30.8 -- at Vanderbilt (4-13), 1/19/08
Shot 40-49 percent .....	40.9 -- at Alabama (9-22), 2/2/08
Shot 50-59 percent .....	57.1 -- at Ole Miss (4-7), 2/14/07
Shot 60 percent or more .....	63.6 -- vs. Georgia (7-11), 1/25/06

### Opponents Three-Point FG Percentage

Shot less than 10 percent .....	7.1 -- by Georgia (1-14), 1/25/06
Shot 10-19 percent .....	10.5 -- by Wichita State (2-19), 12/19/07
Shot 20-29 percent .....	26.3 -- by Tennessee (5-19), 2/9/08
Shot 30-39 percent .....	30.0 -- by Ole Miss (6-20), 1/12/08
Shot 40-49 percent .....	42.9 -- by Alabama (9-21), 2/2/08
Shot 50-59 percent .....	52.2 -- by McNeese State (12-23), 11/14/07
Shot 60 percent or more .....	66.7 -- by Arkansas (10-15), 1/26/08

### Free Throw Percentage

Shot less than 50 percent .....	46.7 -- at Ole Miss (7-15), 1/12/08
Shot 50-59 percent .....	50.0 -- vs. Tennessee (2-4), 2/9/08
Shot 60-69 percent .....	69.2 -- vs. Miss. State (9-13), 1/9/08
Shot 70-79 percent .....	75.0 -- at Auburn (9-12), 1/30/08
Shot 80-89 percent .....	87.5 -- vs. Arkansas (7-8), 1/26/08
Shot 90-99 percent .....	95.5 -- at Alabama (21-22), 2/2/08
Shot 100 percent .....	100.0 -- vs. Alabama (9-9), 1/31/07

### Rebounds

Had 20-29 rebounds .....	29 -- vs. Auburn, 1/16/08
Had 30-39 rebounds .....	38 -- vs. Tennessee, 2/9/08
Had 40-49 rebounds .....	41 -- vs. Chaminade, 11/20/07
Had 50-59 rebounds .....	52 -- vs. Southern, 11/30/07
Had 60 or more rebounds .....	60 -- vs. Troy State, 12-22-98

### Opponent Rebounds

Less than 20 rebounds .....	19 -- by South Carolina, 1-12-05
20-29 rebounds .....	28 -- by Auburn, 1/16/08
30-39 rebounds .....	39 -- by Tennessee, 2/9/08
40-49 rebounds .....	42 -- by Arkansas, 1/26/08
50-59 rebounds .....	50 -- by Wichita State, 12/19/07

### Assists

Less than 5 assists .....	4 -- vs. Miss. State, 1/9/08
5-10 assists .....	6 -- vs. Tennessee, 2/9/08
11-15 assists .....	12 -- at Alabama, 2/2/08
16-20 assists .....	16 -- at Auburn, 1/30/08
21-25 assists .....	21 -- vs. Miss. Valley, 12/28/06
26-30 assists .....	26 -- vs. ULM, 11/19/06
31 or more assists .....	33 -- vs. Georgia State, 12-28-94

### Opponent Assists

Less than 5 assists .....	4 -- by Southern, 11/30/07
5-10 assists .....	6 -- by Tennessee, 2/9/08
11-15 assists .....	14 -- by Auburn, 1/30/08
16-20 assists .....	20 -- by Alabama, 2/2/08
21-25 assists .....	21 -- by Vanderbilt, 1/19/08
26-30 assists .....	28 -- by Fresno State, 11-26-97
31 or more assists .....	33 -- by Kentucky, 1-16-96

### Blocks

0 blocks .....	0 -- vs. Auburn, 1/16/08
1-5 blocks .....	3 -- at Alabama, 2/2/08
6-10 blocks .....	9 -- vs. Tennessee, 2/9/08
11-15 blocks .....	14 -- at Villanova, 12/6/07
16 or more blocks .....	16 -- vs. Texas, 1-2-90

### Opponent Blocks

0 blocks .....	0 -- by Nicholls, 11/28/07
1-5 blocks .....	5 -- by Tennessee, 2/9/08
6-10 blocks .....	7 -- by Arkansas, 1/26/08
11-15 blocks .....	11 -- by UConn, 1/6/07

### Steals

0 steals .....	0 -- vs. Georgia Tech, 3-17-90
1-5 steals .....	1 -- at Auburn, 1/30/08
6-10 steals .....	8 -- vs. Tennessee, 2/9/08
11-15 steals .....	12 -- vs. Northwestern State, 12/15/07
16 or more steals .....	22 -- vs. Arkansas, 2-17-01

### Opponent Steals

0 steals .....	0 -- by Florida, 2/19/05
1-5 steals .....	2 -- by Auburn, 1/30/08
6-10 steals .....	7 -- by Vanderbilt, 1/19/08
11-15 steals .....	13 -- by Tennessee, 2/9/08
16 or more steals .....	16 -- by Miami (Fla.), 12-27-01

# The Last Time An LSU Player..

## ALL GAMES

Scored 20-24 points .....	22	Marcus Thornton, at Arkansas, 2/2/08
Scored 25-29 points .....	27	Marcus Thornton, at Vanderbilt, 1/19/08
Scored 30-34 points .....	32	Darrel Mitchell, vs. Ohio State, 1-15-05
Scored 35-39 points .....	38	Marcus Thornton, at Auburn, 1/30/08
Scored 40-45 points .....	40	Ronnie Henderson, vs. Alabama, 2-11-95
Scored 45-49 points .....	46	Chris Jackson, vs. Vanderbilt, 2-18-90
Scored 50-54 points .....	51	Chris Jackson, vs. Texas, 1-2-90
Scored 55-59 points .....	55	Chris Jackson, vs. Ole Miss, 3-4-89
Scored 60 or more.....	64	Pete Maravich, vs. Kentucky, 2-21-70
Scored double figures in 5 straight games.....	9	Marcus Thornton, 1/5/08 to 2/9/08
Scored double figures in 10 straight games.....	11	Anthony Randolph, 12/22/07 to 2/2/08
Scored double figures in 15 straight games.....	48	Glen Davis, 3/5/05 to 12/17/06
Scored double figures in 20 straight games.....	48	Glen Davis, 3/5/05 to 12/17/06
Scored double figures in 25 straight games.....	48	Glen Davis, 3/5/05 to 12/17/06
Scored double figures in 30 straight games.....	48	Glen Davis, 3/5/05 to 12/17/06
Scored double figures in 35 straight games.....	48	Glen Davis, 3/5/05 to 12/17/06
Scored double figures in 40 straight games.....	48	Glen Davis, 3/5/05 to 12/17/06
Scored double figures in 45 or more straight game .....	48	Glen Davis, 3/5/05 to 12/17/06
Scored 20 points or more in 2 straight games .....	2	Marcus Thornton, 38 at Auburn (1/30/08); 22 at Alabama (2/2/08)
Scored 20 points or more in 3 straight games .....	3	Marcus Thornton, 20 vs. Arkansas, (1/26/08); 38 at Auburn (1/30/08); 22 at Alabama (2/2/08)
Scored 20 points or more in 4 straight games .....	4	Marcus Thornton, 27 at Vandy (1/19/08); 20 vs. Arkansas (1/26/08); 38 at Auburn (1/30/08); 22 at Alabama (2/2/08)
Scored 20 points or more in 5 straight games .....	6	Marcus Thornton, 25 at Ole Miss (1/12/08); 27 vs. Auburn (1/16/08); 27 at Vandy (1/19/08); 20 vs. Arkansas (1/26/08); 38 at Auburn (1/30/08); 22 vs. Alabama (2/2/08)
Scored 30 points or more in consecutive games.....	3	Ronnie Henderson, 40 vs. Alabama, 2-11-95; 30 vs. Ole Miss, 2-15-95; 33 vs. Georgia, 2-18-95
Made 10-14 field goals in a game.....	14	Marcus Thornton, at Auburn, 1/30/08
Made 15 or more field goals in a game .....	18	Shaquille O'Neal, vs. Northern Arizona, 12-28-91
Attempted 15-19 field goals in a game .....	15	Marcus Thornton, vs. Tennessee, 2/9/08
Attempted 20-24 field goals in a game .....	23	Marcus Thornton, at Auburn, 1/30/08
Attempted 25-29 field goals in a game .....	25	Ronnie Henderson, vs. Nicholls State, 1-23-96
Attempted 30 or more field goals in a game .....	34	Ronnie Henderson, vs. Oklahoma State, 12-20-94
Made 5 three pointers in a game .....	5	Terry Martin, vs. Auburn, 1/13/07
Made 6-9 three pointers in a game.....	8	Marcus Thornton, at Auburn, 1/30/08
Made 10 or more three pointers in a game .....	10	Chris Jackson, vs. Tennessee, 2-10-90
Attempted 7 three pointers in a game .....	7	Marcus Thornton, vs. Southern, 11/30/07
Attempted 8-10 three pointers in a game .....	8	Marcus Thornton, at Auburn, 1/30/08
Attempted 11 or more three pointers in a game .....	11	Marcus Thornton, at Alabama, 2/2/08
Had 10-14 rebounds .....	12	Anthony Randolph, at Alabama, 2/2/08
Had 15-19 rebounds .....	19	Anthony Randolph, at Vanderbilt, 1/19/08
Had 20 or more rebounds.....	21	Jaime Lloreda, vs. McNeese State, 11-24-03

# The Last Time An LSU Player..

## ALL GAMES

Had 10 or more rebounds in 2 straight games .....	2	Glen Davis, 18 vs. Arkansas, 2/10/07; 10 at Ole Miss, 2/14/07
Had 10 or more rebounds in 3 straight games .....	3	Glen Davis, 13 at Tennessee, 2/7/07; 18 vs. Arkansas, 2/10/07; 10 at Ole Miss, 2/14/07
Had 10 or more rebounds in 4 straight games .....	4	Glen Davis, 10 at Miss. State, 2/3/07; 13 at Tennessee, 2/7/07; 18 vs. Arkansas, 2/10/07; 11 vs. Ole Miss, 2/14/07
Had 10 or more rebounds in 5 straight games .....	5	Glen Davis, 13 vs. Miss. State, 2/15/06; 11 at Auburn, 2/18/06; 11 at Vandy, 2/22/06; 15 vs. Kentucky, 2/25/06, 10 vs. S. Carolina, 2/28/06
Had 10 or more rebounds in 6 or more games .....	8	Glen Davis, 11 at Alabama, 2/4/06; 16 vs. Arkansas, 2/8/06; 15 at Florida, 2/11/06; 13 vs. Miss. State, 2/15/06; 11 at Auburn, 2/18/06; 11 at Vandy, 2/22/06; 15 vs. Kentucky, 2/25/06; 10 at S. Carolina, 2/28/06
Had 9 offensive rebounds in a game .....	9	Glen Davis, vs. Tennessee (SECT), 3/8/07
Had 10 defensive rebounds in a game.....	13	Anthony Randolph, at Vanderbilt, 1/18/08
Had 5-7 assists .....	5	Garrett Temple, at Alabama, 2/2/08
Had 8-10 assists .....	8	Darrel Mitchell, vs. Kentucky, 2/25/06
Had 11-15 assists .....	12	Torris Bright, vs. McNeese State, 12-7-02
Had 16 or more assists .....	18	Randy Livingston, vs. George Mason, 12-3-94
Had 3-5 blocks in a game .....	4	Chris Johnson, vs. Tennessee, 2/9/08
Had 6-8 blocks in a game .....	6	Chris Johnson, vs. McNeese State, 11/14/07
Had 9-10 blocks in a game .....	9	Tyrus Thomas, vs. Tennessee, 1/14/06
Had 11 or more blocks in a game .....	11	Stromile Swift, vs. Alabama, 2-10-99
Had 3-5 steals in a game .....	4	Alex Farrer, vs. Tennessee, 2/9/08
Had 6-7 steals in a game .....	6	Darrel Mitchell, vs. McNeese State, 12/10/05
Had 8-9 steals in a game .....	8	Clarence Ceasar, vs. Auburn, 1-8-94
Had 10 or more steals in a game .....	10	Shawn Griggs, vs. Tennessee, 2-23-91
Had a double-double.....		Anthony Randolph, at Alababama, 13 pts-12 reb., 2/2/08
Had a double-double in 2 straight games .....		Glen Davis, vs. Arkansas, 19 pts-18 reb., 2/1/07; at Ole Miss, 26 pts-11 reb., 2/14/07
Had a double-double in 3 or more straight games .....	3	Glen Davis, vs. Louisiana Tech, 23 pts-14 reb., 12/23/06; vs. Wright State, 26 pts-12 reb., 12/27/06; vs. Miss. Valley, 19 pts-13 reb., 12/28/06
Had a triple-double .....		Shaquille O'Neal, 26 pts-13 reb-11 blks, vs. BYU, 3-19-92
Played 40 minutes in a game .....	40	Garrett Temple, at Alabama, 2/2/08
Played 41-49 minutes in a game.....	42	Garrett Temple, vs. Tennessee (SECT), 3/8/07
Played 50 or more minutes in a game .....	54	Maurice Carter, vs. Alabama, 2-10-99

# Previous Game Boxscores

## Game 1 -- LSU 72, Southeastern Louisiana 62 11/12/07 7:00 pm at Maravich Center (Baton Rouge, LA)

Southeastern Louisiana 1-1											
Player	fg-a	3fg-a	ft-a	reb	pf	tp	a	to	blk	s	min
Span, Warrell, f	6-13	0-1	2-2	4	3	14	1	1	0	1	27
Green, Keyvn, f	4-14	1-5	0-0	4	3	9	0	2	0	0	30
Nance, Tavaris, f	4-9	0-2	3-6	3	5	11	4	1	0	3	35
Sullivan, Patrick, c	5-10	0-0	0-2	14	3	10	1	6	1	0	29
Nicks, Dekyron, g	3-8	2-6	3-4	1	4	11	0	1	0	2	37
Dunbar, Jeremy	2-4	1-3	0-0	0	0	5	0	1	0	0	16
Arnold, Daryl	1-3	0-2	0-0	3	0	2	0	1	0	0	12
Ndoumba, David	0-2	0-0	0-0	7	2	0	0	1	0	0	11
Austin, Howard	0-0	0-0	0-0	0	0	0	0	1	0	0	3
TEAM				2				1			
Totals.....	25-63	4-19	8-14	38	20	62	6	16	1	7	200

<b>TOTAL FG%</b>	<b>1st Half: 12-37 32.4%</b>	<b>2nd Half: 13-26 50.0%</b>	<b>Game: 39.7%</b>	<b>DB</b>
<b>3-Pt. FG%</b>	<b>1st Half: 2-8 25.0%</b>	<b>2nd Half: 2-11 18.2%</b>	<b>Game: 21.1%</b>	<b>REB.</b>
<b>F Throw %</b>	<b>1st Half: 4-8 50.0%</b>	<b>2nd Half: 4-6 66.7%</b>	<b>Game: 57.1%</b>	<b>4</b>

LSU 1-0											
Player	fg-a	3fg-a	ft-a	reb	pf	tp	a	to	blk	s	min
Mitchell, Tasmin, f	3-6	0-1	0-0	2	4	6	3	3	1	2	24
Randolph, A., f	7-11	1-2	4-6	13	2	19	2	2	6	4	33
Thornton, M. g	8-14	4-7	7-9	2	0	27	2	2	0	2	34
Martin, Terry, g	2-7	0-2	2-2	4	3	6	3	2	0	1	31
Temple, Garrett, g	0-1	0-1	0-2	1	3	0	1	2	0	0	29
Mason, Dameon	2-5	0-0	1-1	1	1	5	0	1	0	0	15
Spencer, Bo	3-3	1-1	0-0	1	1	7	2	2	0	1	21
Johnson, Chris	1-4	0-2	0-0	2	0	2	0	0	1	1	13
TEAM				3	1						
Totals.....	26-51	6-16	14-20	29	15	72	13	14	8	11	200

<b>TOTAL FG%</b>	<b>1st Half: 12-27 44.4%</b>	<b>2nd Half: 14-24 58.3%</b>	<b>Game: 51.0%</b>	<b>DB</b>
<b>3-Pt. FG%</b>	<b>1st Half: 3-9 33.3%</b>	<b>2nd Half: 3-7 42.9%</b>	<b>Game: 37.5%</b>	<b>REB.</b>
<b>F Throw %</b>	<b>1st Half: 3-3 100%</b>	<b>2nd Half: 11-17 64.7%</b>	<b>Game: 70.0%</b>	<b>4</b>

Officials: Ed Corbett, Bert Smith, Michael Stephens  
 Technical fouls: Southeastern Louisiana-None. LSU-TEAM.  
 Attendance: 8171  
**Score by Periods**

	1st	2nd	Total
Southeastern Louisiana	30	32	62
LSU	30	42	72

## Game 2 -- LSU 76, McNeese State 72 11/14/07 7:00 pm at Maravich Center (Baton Rouge, LA)

McNeese State 0-2											
Player	fg-a	3fg-a	ft-a	reb	pf	tp	a	to	blk	s	min
Lawrence, Rorey, f	2-7	1-4	0-0	4	2	5	2	3	1	4	34
Bradley, Jarvis, f	4-8	0-0	0-0	3	5	8	0	2	0	0	25
Penn, Kleon, f	3-5	0-0	0-0	3	2	6	1	0	4	2	25
Pichon, John, f	3-9	1-2	0-0	6	5	7	2	3	0	0	21
Ford, John, g	8-13	5-6	0-0	3	2	21	5	1	0	0	37
Kapelan, Diego	5-13	5-10	0-0	3	0	15	0	0	0	0	25
Martin, Stephan	0-1	0-0	0-0	1	0	0	0	0	0	0	3
Collins, C.J.	0-0	0-0	0-0	0	1	0	0	0	0	0	4
Wardell, Aldryan	3-6	0-0	4-4	4	5	10	0	4	0	1	21
Robinson, Anthony	0-1	0-1	0-0	0	0	0	0	0	0	0	2
Alawoya, P.J.	1-1	0-0	0-0	1	0	2	0	0	0	0	3
David, Preston	0-0	0-0	0-0	0	0	0	0	0	0	0	0+
TEAM				3				1			
Totals.....	29-64	12-23	4-6	31	22	74	10	14	5	7	200

<b>TOTAL FG%</b>	<b>1st Half: 12-31 38.7%</b>	<b>2nd Half: 17-33 51.5%</b>	<b>Game: 45.3%</b>	<b>DB</b>
<b>3-Pt. FG%</b>	<b>1st Half: 6-12 50.0%</b>	<b>2nd Half: 6-11 54.5%</b>	<b>Game: 52.2%</b>	<b>Reb.</b>
<b>F Throw %</b>	<b>1st Half: 2-4 50.0%</b>	<b>2nd Half: 2-2 100%</b>	<b>Game: 66.7%</b>	<b>1</b>

LSU 2-0											
Player	fg-a	3fg-a	ft-a	reb	pf	tp	a	to	blk	s	min
Mitchell, Tasmin, f	4-13	0-4	8-10	14	2	16	3	4	0	4	36
Randolph, A. f	5-9	0-1	2-4	7	3	12	3	2	1	2	29
Johnson, Chris c	2-4	0-1	0-0	3	3	4	1	2	6	0	26
Thornton, M. g	8-16	2-8	6-7	3	1	24	2	3	1	1	37
Martin, Terry g	5-10	1-3	0-2	5	0	11	2	2	1	1	30
Spencer, Bo	0-0	0-0	2-2	1	0	2	0	1	0	0	12
Temple, Garrett	3-4	0-1	3-4	2	2	9	2	0	2	1	30
TEAM				3							
Totals.....	27-56	3-18	21-29	38	11	78	13	14	11	9	200

<b>TOTAL FG%</b>	<b>1st Half: 11-25 44.0%</b>	<b>2nd Half: 16-31 51.6%</b>	<b>Game: 48.2%</b>	<b>DB</b>
<b>3-Pt. FG%</b>	<b>1st Half: 0-8 0.0%</b>	<b>2nd Half: 3-10 30.0%</b>	<b>Game: 16.7%</b>	<b>REB.</b>
<b>F Throw %</b>	<b>1st Half: 10-12 83.3%</b>	<b>2nd Half: 11-17 64.7%</b>	<b>Game: 72.4%</b>	<b>4</b>

Officials: Tony Greene, Bruce Benedict, Antinio Petty  
 Technical fouls: McNeese State-Bradley, Jarvis. LSU-Mitchell, Tasmin.  
 Attendance: 7891  
**Score by Periods**

	1st	2nd	Total
McNeese State	32	42	74
LSU	32	46	78

## Game 3 -- Oklahoma State 83, LSU 77 (First-Round EA Sports Maui Invitational) 11-19-07 12 p.m. at Lahaina Civic Center, Maui, Hawaii

LSU 2-1											
Player	fg-a	3fg-a	ft-a	reb	pf	tp	a	to	blk	s	min
Mitchell, Tasmin f	0-2	0-0	0-0	1	2	0	0	2	0	1	6
Randolph, A. f	2-5	0-1	1-2	5	4	5	2	5	3	0	26
Johnson, Chris, c	8-9	3-4	0-0	5	2	19	1	7	0	0	37
Thornton, M. g	6-14	2-6	6-6	3	3	20	1	0	1	1	31
Martin, Terry, g	2-9	1-6	0-0	6	3	5	0	2	0	0	24
Spencer, Bo	3-6	2-3	2-2	1	2	10	4	4	0	1	25
Temple, Garrett	4-7	3-5	6-6	3	4	17	5	4	1	1	34
Green, Garrett	0-1	0-0	1-2	2	5	1	1	2	2	1	17
TEAM				5							
Totals.....	25-53	11-25	16-18	31	25	77	14	26	7	5	200

<b>TOTAL FG%</b>	<b>1st Half: 7-23 30.4%</b>	<b>2nd Half: 18-30 60.0%</b>	<b>Game: 47.2%</b>	<b>DB</b>
<b>3-Pt. FG%</b>	<b>1st Half: 3-10 30.0%</b>	<b>2nd Half: 8-15 53.3%</b>	<b>Game: 44.0%</b>	<b>REB</b>
<b>F Throw %</b>	<b>1st Half: 7-8 87.5%</b>	<b>2nd Half: 9-10 90.0%</b>	<b>Game: 88.9%</b>	<b>0</b>

OKLAHOMA STATE 2-1											
Player	fg-a	3fg-a	ft-a	reb	pf	tp	a	to	blk	s	min
Dove, Marcus f	5-9	2-3	0-0	5	3	12	2	2	1	1	39
Thomas, I. f	6-9	2-3	1-1	3	5	15	0	4	1	1	22
Harris, Terrel f	6-11	3-4	9-10	7	2	24	1	1	0	4	36
Muonelo, Obi, g	1-5	0-3	0-0	2	2	2	4	6	0	3	29
Anderson, James g	8-16	2-7	7-9	3	1	25	2	1	1	2	35
Eaton, Byron	0-2	0-0	2-2	3	4	2	3	3	0	1	17
Brown, Anthony	1-3	0-0	0-0	3	4	2	0	0	0	0	10
Adams, Martavius	0-3	0-0	0-0	2	0	0	0	0	0	0	8
Sidorakis, Nick	0-0	0-0	0-0	0	0	0	0	1	0	0	3
Moses, Marshall	0-0	0-0	1-2	1	0	1	0	0	0	0	1
TEAM				3							
Totals.....	27-58	9-20	20-24	32	21	83	12	18	3	12	200

<b>TOTAL FG%</b>	<b>1st Half: 16-34 47.1%</b>	<b>2nd Half: 11-24 45.8%</b>	<b>Game: 46.6%</b>	<b>DB</b>
<b>3-Pt. FG%</b>	<b>1st Half: 5-11 45.5%</b>	<b>2nd Half: 4-9 44.4%</b>	<b>Game: 45.0%</b>	<b>REB</b>
<b>F Throw %</b>	<b>1st Half: 5-8 62.5%</b>	<b>2nd Half: 15-16 93.8%</b>	<b>Game: 83.3%</b>	<b>2</b>

Officials: Ed Hightower, Terry Wymer, John Hughes  
 Technical fouls: Louisiana State-None. OKLAHOMA STATE-None.  
 Attendance: 2500  
**Score by Periods**

	1st	2nd	Total
LSU	24	53	77
OKLAHOMA STATE	42	41	83

## Game 4 -- LSU 78, Chaminade 72 (Consolation Semifinals -- EA Sports Maui Invitational) 11-20-07 8:30 a.m. at Lahaina Civic Center, Maui, Hawaii

LSU 3-1											
Player	fg-a	3fg-a	ft-a	reb	pf	tp	a	to	blk	s	min
Randolph, A. f	9-14	0-0	3-4	9	2	21	2	4	2	1	32
Johnson, Chris, c	8-15	0-1	2-3	11	1	18	1	1	3	1	34
Thornton, M. g	2-12	0-4	0-2	2	3	4	0	1	1	2	29
Martin, Terry, g	5-12	3-8	0-1	7	3	13	1	1	3	1	33
Temple, Garrett, g	3-7	1-3	2-4	4	2	9	4	2	1	3	35
Spencer, Bo	4-6	4-6	0-0	3	2	11	2	2	1	0	23
Green, Garrett	1-2	0-0	0-0	4	0	2	1	0	0	0	14
Farrer, Alex	0-0	0-0	0-0	0	0	0	1	0	0	0	0+
TEAM				1							
Totals.....	32-68	7-21	7-14	41	13	78	12	11	11	8	200

<b>TOTAL FG%</b>	<b>1st Half: 15-34 44.1%</b>	<b>2nd Half: 17-34 50.0%</b>	<b>Game: 47.1%</b>	<b>DB</b>
<b>3-Pt. FG%</b>	<b>1st Half: 4-11 36.4%</b>	<b>2nd Half: 3-10 30.0%</b>	<b>Game: 33.3%</b>	<b>REB.</b>
<b>F Throw %</b>	<b>1st Half: 2-5 40.0%</b>	<b>2nd Half: 5-9 55.6%</b>	<b>Game: 50.0%</b>	<b>2</b>

CHAMINADE 1-2											
Player	fg-a	3fg-a	ft-a	reb	pf	tp	a	to	blk	s	min
Johnson, R. f	4-14	1-5	2-2	13	1	11	2	6	0	1	37
Kussler, Stewart f	2-6	0-1	0-0	2	3	4	5	1	0	0	30
Kolaric, Marko, c	5-14	0-1	0-0	10	4	10	1	2	0	0	38
Heiber, Hayden, g	9-18	7-10	0-1	6	3	25	4	2	0	3	38
Ellis, Bussey, g	0-1	0-1	0-0	2	0	0	1	2	0	0	9
Collier, Patrick	2-8	2-8	2-2	0	0	8	1	0	0	0	10
Hunt, LaMarr	2-5	2-4	0-0	0	2	6	1	1	0	1	20
Green, Mike	0-0	0-0	0-0	0	1	0	0	0	0	0	4
Wendt, Dan	3-5	1-3	1-2	3	2	8	0	0	0	0	14
TEAM				8							
Totals.....	27-71	13-33	5-7	45	16	72	15	14	0	5	200

<b>TOTAL FG%</b>	<b>1st Half: 15-35 42.9%</b>	<b>2nd Half: 12-36 33.3%</b>	<b>Game: 38.0%</b>	<b>DB</b>
<				





**Game 9 -- LSU 82, Northwestern State 58**  
 12/15/07 7:00 pm at Maravich Center (Baton Rouge, LA)

Northwestern State 4-7												
Player	fg-a	3fg-a	ft-a	reb	pf	tp	a	to	blk	s	min	
Gilder, Trey f	2-10	0-2	3-3	3	3	7	1	3	0	1	25	
Thomas, Gerrell f	1-9	0-1	0-0	5	4	2	0	6	0	0	23	
Bargeman, Colby f	6-18	3-5	0-0	7	0	15	1	2	1	2	32	
Moody, Jerry c	2-5	0-0	0-0	14	2	4	0	0	1	0	31	
McConathy, M. g	1-6	1-4	2-2	3	4	5	2	1	0	1	13	
Knight, Dominic	0-1	0-1	0-0	1	1	0	1	1	0	0	6	
Conine, John	0-0	0-0	0-0	1	0	0	0	0	0	0	1	
McConathy, Logan	1-3	0-2	0-0	3	4	2	3	4	0	1	19	
White, Devin	3-5	0-0	2-2	3	1	8	0	2	2	1	14	
Petravicius, D.	1-3	0-0	0-0	3	1	2	1	2	0	0	14	
Hancock, Keithan	2-7	1-5	0-0	1	0	5	1	0	0	0	13	
Jones, Damon	0-1	0-1	0-0	0	0	0	1	0	0	0	3	
Anglin, John A.	2-2	2-2	0-0	1	0	6	0	0	0	0	3	
Porterie, Kalem	1-1	0-0	0-0	1	1	2	0	0	0	0	3	
TEAM				3	1							
Totals.....	22-71	7-23	7-7	48	23	58	11	21	4	6	200	

<b>TOTAL FG%</b>	<b>1st Half: 11-33 33.3%</b>	<b>2nd Half: 11-38 28.9%</b>	<b>Game: 31.0%</b>	<b>DB</b>
<b>3-Pt. FG%</b>	<b>1st Half: 2-9 22.2%</b>	<b>2nd Half: 5-14 35.7%</b>	<b>Game: 30.4%</b>	<b>REB</b>
<b>F Throw %</b>	<b>1st Half: 0-0 0.0%</b>	<b>2nd Half: 7-7 100%</b>	<b>Game: 100%</b>	<b>0</b>

LSU 6-3												
Player	fg-a	3fg-a	ft-a	reb	pf	tp	a	to	blk	s	min	
Randolph, A. f	3-9	0-1	7-10	8	1	13	4	1	4	1	28	
Johnson, Chris f	6-8	2-2	2-2	2	1	16	1	2	1	3	33	
Thornton, M. g	7-15	4-10	4-5	5	2	22	2	2	1	3	24	
Martin, Terry g	5-11	3-6	2-3	2	15	4	2	0	0	0	29	
Temple, Garrett g	1-2	0-0	2-2	6	3	4	2	5	1	2	31	
Mason, Dameon	0-0	0-0	0-0	0	0	0	1	0	0	1	8	
Terrebonne, Greg	0-0	0-0	0-0	0	0	0	0	0	0	0	2	
Spencer, Bo	2-5	0-1	5-7	3	0	9	3	2	0	2	26	
Green, Garrett	1-3	0-0	0-0	1	1	2	0	2	0	0	11	
Farrer, Alex	0-0	0-0	1-2	2	0	1	0	1	0	0	8	
TEAM				4								
Totals.....	25-53	9-20	23-30	34	10	82	17	17	7	12	200	

<b>TOTAL FG%</b>	<b>1st Half: 14-32 43.8%</b>	<b>2nd Half: 11-21 52.4%</b>	<b>Game: 47.2%</b>	<b>DB</b>
<b>3-Pt. FG%</b>	<b>1st Half: 4-10 40.0%</b>	<b>2nd Half: 5-10 50.0%</b>	<b>Game: 45.0%</b>	<b>REB</b>
<b>F Throw %</b>	<b>1st Half: 7-7 100%</b>	<b>2nd Half: 16-23 69.6%</b>	<b>Game: 76.7%</b>	<b>2</b>

Officials: Doug Shows, Tim Clougherty, Earnie Pheal  
 Technical fouls: Northwestern State-Moody, Jerry; TEAM. LSU-None.  
 Attendance: 7809

Score by Periods	1st	2nd	Total	
Northwestern State	24	34	58	
LSU	39	43	82	

**Game 10 -- Wichita State, 67, LSU 47**  
 12-19-07, 7:07 p.m. at Wichita, Kan. (Charles Koch Arena)

LSU 6-4												
Player	fg-a	3fg-a	ft-a	reb	pf	tp	a	to	blk	s	min	
Randolph, A. f	3-13	0-1	0-1	3	2	6	1	0	2	4	28	
Johnson, Chris c	2-7	0-0	0-0	7	1	4	0	2	1	0	29	
Thornton, M. g	3-13	0-6	6-6	11	3	12	2	3	0	0	38	
Martin, Terry g	4-10	3-6	0-0	3	1	11	0	4	0	0	27	
Temple, Garrett g	3-7	0-4	0-0	2	3	6	2	1	1	0	31	
Spencer, Bo	1-5	1-4	1-2	1	1	4	0	1	0	1	20	
Green, Garrett	1-2	0-0	0-0	1	2	2	0	0	1	0	18	
Farrer, Alex	1-1	0-0	0-0	0	0	2	1	0	0	0	9	
TEAM				3								
Totals.....	18-58	4-21	7-9	31	13	47	6	11	5	5	200	

<b>TOTAL FG%</b>	<b>1st Half: 8-29 27.6%</b>	<b>2nd Half: 10-29 34.5%</b>	<b>Game: 31.0%</b>	<b>DB</b>
<b>3-Pt. FG%</b>	<b>1st Half: 3-11 27.3%</b>	<b>2nd Half: 1-10 10.0%</b>	<b>Game: 19.0%</b>	<b>REB</b>
<b>F Throw %</b>	<b>1st Half: 1-2 50.0%</b>	<b>2nd Half: 6-7 85.7%</b>	<b>Game: 77.8%</b>	<b>0</b>

Wichita St. 6-4												
Player	fg-a	3fg-a	ft-a	reb	pf	tp	a	to	blk	s	min	
Cousnard, PJ f	4-14	0-3	0-05	7	2	8	2	0	0	2	29	
Clemente, R. f	5-7	0-0	1-1	10	2	11	2	1	1	1	25	
Thomasson, P. c	4-9	0-2	7-8	4	0	15	1	0	1	0	25	
Mekel, Gal g	3-10	1-5	1-1	4	1	8	0	4	0	0	32	
Braeuer, Matt g	3-10	0-4	0-0	7	2	6	4	1	0	2	35	
Ellis, Aaron	1-2	0-0	2-2	2	3	4	0	1	0	0	14	
Preadom, Wendell	2-3	0-1	0-0	2	1	4	3	1	0	1	10	
Durley, JT	2-5	0-2	2-2	7	2	6	2	3	1	1	15	
Griskenas, Mantas	2-5	1-2	0-0	1	0	5	1	0	0	0	15	
TEAM				6								
Totals.....	26-65	2-19	13-14	50	13	67	15	11	3	7	200	

<b>TOTAL FG%</b>	<b>1st Half: 11-37 29.7%</b>	<b>2nd Half: 15-28 53.6%</b>	<b>Game: 40.0%</b>	<b>DB</b>
<b>3-Pt. FG%</b>	<b>1st Half: 0-11 0.0%</b>	<b>2nd Half: 2-8 25.0%</b>	<b>Game: 10.5%</b>	<b>REBS</b>
<b>F Throw %</b>	<b>1st Half: 5-6 83.3%</b>	<b>2nd Half: 8-8 100%</b>	<b>Game: 92.9%</b>	<b>1</b>

Officials: J.D. Collins, Gary Maxwell, Pat Driscoll  
 Attendance: 10478

Score by Periods	1st	2nd	Total	
LSU	20	27	47	
Wichita St.	27	40	67	

**Game 11 -- LSU 67, Oregon State 61**  
 12/22/07 2:00 pm at Maravich Center (Baton Rouge, LA)

Oregon State 6-5												
Player	fg-a	3fg-a	ft-a	reb	pf	tp	a	to	blk	s	min	
Jones, Marcel f	2-5	1-1	1-3	3	0	6	0	1	0	0	27	
Giles, C.J. f	2-6	0-1	1-3	4	5	5	1	3	0	0	15	
Johnson, Omar f	5-10	0-3	3-3	3	2	13	2	4	3	0	29	
Claitt, Rickey g	0-3	0-2	0-0	4	2	0	2	1	0	1	20	
Tarver, Seth g	4-12	3-5	2-2	9	3	13	3	2	0	1	34	
Hampton, Calvin	0-0	0-0	0-0	0	4	0	0	1	0	0	7	
Tarver, Josh	2-6	0-1	0-0	6	0	4	3	1	0	0	25	
Schaftenaar, R.	6-9	2-5	0-0	9	1	14	1	1	2	0	30	
Haynes, Calvin	1-2	0-0	0-0	1	0	2	0	1	0	0	4	
Carter, Sean	2-4	0-0	0-4	1	3	4	0	4	0	0	9	
TEAM				3								
Totals.....	24-52	6-18	7-14	43	20	61	12	19	5	2	200	

<b>TOTAL FG%</b>	<b>1st Half: 12-27 44.4%</b>	<b>2nd Half: 12-30 40.0%</b>	<b>Game: 42.1%</b>	<b>DB</b>
<b>3-Pt. FG%</b>	<b>1st Half: 3-7 42.9%</b>	<b>2nd Half: 3-11 27.3%</b>	<b>Game: 33.3%</b>	<b>REB</b>
<b>F Throw %</b>	<b>1st Half: 4-10 40.0%</b>	<b>2nd Half: 3-4 75.0%</b>	<b>Game: 50.0%</b>	<b>3</b>

LSU 7-4												
Player	fg-a	3fg-a	ft-a	reb	pf	tp	a	to	blk	s	min	
Randolph, A. f	3-10	0-0	8-12	9	3	14	0	3	1	2	35	
Johnson, Chris c	3-5	9-9	9-9	3	4	6	1	3	2	2	29	
Thornton, M. g	6-17	6-10	2-2	6	3	20	1	2	0	2	30	
Martin, Terry g	5-18	3-11	2-2	2	2	15	6	0	1	0	40	
Temple, Garrett g	1-3	0-1	2-2	7	1	4	5	2	2	2	40	
Spencer, Bo	0-0	0-0	0-0	0	0	0	1	0	0	0	3	
Green, Garrett	2-4	1-1	1-2	1	2	6	0	0	0	0	16	
Farrer, Alex	0-0	0-0	2-2	2	0	2	1	0	0	0	7	
TEAM				3								
Totals.....	20-57	10-23	17-22	33	15	67	15	10	6	8	200	

<b>TOTAL FG%</b>	<b>1st Half: 10-28 35.7%</b>	<b>2nd Half: 10-29 34.5%</b>	<b>Game: 35.1%</b>	<b>DB</b>
<b>3-Pt. FG%</b>	<b>1st Half: 5-9 55.6%</b>	<b>2nd Half: 5-14 35.7%</b>	<b>Game: 43.5%</b>	<b>REBS</b>
<b>F Throw %</b>	<b>1st Half: 13-16 81.3%</b>	<b>2nd Half: 4-6 66.7%</b>	<b>Game: 77.3%</b>	<b>3</b>

Officials: Tony Greene, Pat Adams, Everett Summers  
 Technical fouls: Oregon State-None. LSU-None.  
 Attendance: 7713

Score by Periods	1st	2nd	Total	
Oregon State	31	30	61	
LSU	38	29	67	

**Game 12 -- Washington 73, LSU 65**  
 12/29/07 2:00 pm at Maravich Center (Baton Rouge, LA)

Washington 8-4												
Player	fg-a	3fg-a	ft-a	reb	pf	tp	a	to	blk	s	min	
Wallace, Artem f	1-1	0-0	1-2	2	1	3	0	0	1	1	13	
Brockman, Jon f	6-11	0-0	3-7	12	3	15	2	3	0	2	34	
Smith, Joel g	0-3	0-1	0-0	3	0	0	1	1	0	2	20	
Morris, Tim g	7-12	1-2	0-0	5	3	15	3	2	0	3	31	
Appleby, Ryan g	4-8	2-5	2-2	1	0	12	1	0	0	0	30	
Overton, Venoy	0-1	0-0	0-0	0	1							

**Game 13 -- Tulane 68, LSU 63**  
01/02/08 8 p.m. at New Orleans Arena, New Orleans, La.

Player	fg-a	3fg-a	ft-a	reb	pf	tp	a	to	blk	s	min
Randolph, A. f	5-11	0-0	5-6	9	4	15	1	3	0	0	35
Johnson, Chris c	1-4	0-1	1-2	1	2	3	0	3	1	1	15
Thornton, M. g	3-8	0-5	1-2	1	4	7	4	1	1	2	32
Martin, Terry g	7-17	4-9	1-1	1	2	19	2	2	0	1	35
Temple, Garrett g	2-2	2-2	0-0	4	1	6	2	2	0	0	33
Mason, Dameon	2-5	0-0	0-1	6	0	4	1	0	0	0	14
Spencer, Bo	3-9	2-5	1-2	3	3	9	2	1	0	1	24
Green, Garrett	0-0	0-0	0-0	2	1	0	0	2	0	0	10
Farrer, Alex	0-1	0-1	0-0	0	0	0	0	0	0	0	2
TEAM				3							
Totals.....	23-57	8-23	9-14	30	17	63	12	12	5	5	200

<b>TOTAL FG%</b>	<b>1st Half: 12-28 42.9%</b>	<b>2nd Half: 11-29 37.9%</b>	<b>Game: 40.4%</b>	<b>DB</b>
<b>3-Pt. FG%</b>	<b>1st Half: 4-13 30.8%</b>	<b>2nd Half: 4-10 40.0%</b>	<b>Game: 34.8%</b>	<b>REBS</b>
<b>F Throw %</b>	<b>1st Half: 4-8 50.0%</b>	<b>2nd Half: 5-6 83.3%</b>	<b>Game: 64.3%</b>	<b>4</b>

Officials: Lee Cassell, Gary Maxwell, Terry Moore  
Technical fouls: LSU-None. Tulane-GOMEZ, David; TEAM.  
Attendance: 3690

Score by Periods	1st	2nd	Total
LSU	32	31	63
Tulane	31	37	68

**Game 14 -- Texas A&M 79, LSU 53**  
01/05/08 7 p.m. at College Station, Texas (Reed Arena)

Player	fg-a	3fg-a	ft-a	reb	pf	tp	a	to	blk	s	min
Randolph, A. f	7-17	0-2	2-6	7	4	16	0	2	2	0	37
Thornton, M. g	5-16	0-3	2-2	7	2	12	0	1	0	1	37
Spencer, Bo g	1-5	0-2	0-0	1	0	2	4	2	0	0	29
Martin, Terry g	3-8	0-3	0-0	2	2	6	1	2	0	0	21
Temple, Garrett g	3-4	2-2	0-0	3	5	8	2	3	1	0	32
Green, Garrett	2-6	0-0	0-0	4	4	4	1	0	0	0	24
Farrer, Alex	2-6	1-3	0-0	1	3	5	1	1	0	2	20
TEAM				6							
Totals.....	23-62	3-15	4-8	31	20	53	9	11	3	3	200

<b>TOTAL FG%</b>	<b>1st Half: 13-26 50.0%</b>	<b>2nd Half: 10-36 27.8%</b>	<b>Game: 37.1%</b>	<b>DB</b>
<b>3-Pt. FG%</b>	<b>1st Half: 1-6 16.7%</b>	<b>2nd Half: 2-9 22.2%</b>	<b>Game: 20.0%</b>	<b>REBS</b>
<b>F Throw %</b>	<b>1st Half: 1-2 50.0%</b>	<b>2nd Half: 3-6 50.0%</b>	<b>Game: 50.0%</b>	<b>3,1</b>

Officials: Mark Whitehead, Rick Hartzell, James Breeding  
Technical fouls: LSU-None. Texas A&M-None.  
Attendance: 12255

Score by Periods	1st	2nd	Total
LSU	28	25	53
Texas A&M	43	36	79

**Game 15 -- Mississippi State 61, LSU 39**  
01/09/08 7:00 PM at Maravich Center (Baton Rouge, LA)

Player	fg-a	3fg-a	ft-a	reb	pf	tp	a	to	blk	s	min
Varnado, Jarvis f	6-10	0-0	1-4	17	2	13	0	1	7	0	25
Gordon, Jamont f	5-13	1-4	2-3	6	2	13	1	3	2	1	37
Hansbrough, B. g	3-7	1-5	0-0	7	3	7	4	2	0	1	30
Stewart, Barry g	2-6	1-4	6-8	6	3	11	5	2	0	1	35
Turner, Phil g	2-6	0-2	0-0	3	3	4	1	2	0	2	34
Johnson, Ravern	3-4	0-1	0-0	3	0	6	0	1	0	0	12
Begley, Billy	0-0	0-0	0-0	0	0	0	0	0	0	0	1
lupe, Joseph	0-0	0-0	0-0	1	0	0	0	0	0	0	1
Benock, Riley	1-1	1-1	0-0	0	0	3	0	1	0	0	8
Johnson, Brian	0-0	0-0	0-0	0	1	0	0	2	0	0	9
Augustus, Kodi	1-2	0-1	0-0	0	0	2	0	0	0	0	1
Bolen, Branson	0-0	0-0	0-0	2	0	0	0	0	0	0	1
Bailey, Elgin	1-1	0-0	0-2	1	1	2	0	3	1	0	6
TEAM				1							
Totals.....	24-50	4-18	9-17	47	15	61	11	17	10	5	200

<b>TOTAL FG%</b>	<b>1st Half: 9-22 40.9%</b>	<b>2nd Half: 15-28 53.6%</b>	<b>Game: 48.0%</b>	<b>DB</b>
<b>3-Pt. FG%</b>	<b>1st Half: 3-12 25.0%</b>	<b>2nd Half: 1-6 16.7%</b>	<b>Game: 22.2%</b>	<b>REB,</b>
<b>F Throw %</b>	<b>1st Half: 4-6 66.7%</b>	<b>2nd Half: 5-11 45.5%</b>	<b>Game: 52.9%</b>	<b>4</b>

Officials: Mike Stuart, Rick Hartzell, Antinio Petty  
Technical fouls: Mississippi State-None. LSU-None.  
Attendance: 7843

Score by Periods	1st	2nd	Total
Mississippi State	25	36	61
LSU	19	20	39

**Game 16 -- Ole Miss 74, LSU 71**  
01-12-08 5:00 pm at Oxford, Miss. (Tad Smith Coliseum)

Player	fg-a	3fg-a	ft-a	reb	pf	tp	a	to	blk	s	min
Randolph, A. f	8-14	0-0	2-5	11	1	18	1	3	3	1	39
Green, Garrett f	1-4	0-1	0-0	1	3	2	0	0	0	0	13
Thornton, M. g	9-20	4-10	3-6	3	3	25	2	1	0	1	38
Martin, Terry g	1-8	0-4	0-0	2	1	2	1	1	0	0	24
Temple, Garrett g	6-11	4-8	0-0	6	3	16	3	1	1	1	35
Spencer, Bo	0-0	0-0	0-0	1	0	0	1	0	0	0	6
Farrer, Alex	0-0	0-0	1-2	0	3	1	1	1	0	2	18
Thornton, Quintin	3-4	0-0	1-2	8	4	7	2	1	0	1	27
TEAM				3							
Totals.....	28-61	8-23	7-15	35	18	71	11	8	4	6	200

<b>TOTAL FG%</b>	<b>1st Half: 12-26 46.2%</b>	<b>2nd Half: 16-35 45.7%</b>	<b>Game: 45.9%</b>	<b>DB</b>
<b>3-Pt. FG%</b>	<b>1st Half: 2-8 25.0%</b>	<b>2nd Half: 6-15 40.0%</b>	<b>Game: 34.8%</b>	<b>REB</b>
<b>F Throw %</b>	<b>1st Half: 3-6 50.0%</b>	<b>2nd Half: 4-9 44.4%</b>	<b>Game: 46.7%</b>	<b>5</b>

Officials: Rick Crawford, Anthony Jordan, James Breeding  
Technical fouls: LSU-None. Ole Miss-None.  
Attendance: 9328

Score by Periods	1st	2nd	Total
LSU	29	42	71
Ole Miss	43	31	74

**Game 17 -- Auburn 74, LSU 67**  
01/16/08 7:00 pm at Maravich Center (Baton Rouge, LA)

Auburn 10-5 (1-2)												
Player	fg-a	3fg-a	ft-a	reb	pf	tp	a	to	blk	s	min	
Prowell, Quan f	5-9	0-3	2-3	2	3	12	3	2	0	1	37	
Tolbert, Frank g	7-12	0-2	2-5	9	4	16	1	1	1	1	32	
Reed, D. g	7-10	4-6	2-5	3	1	20	5	4	0	3	35	
Barrett, R. g	3-8	1-2	0-0	1	3	7	4	1	0	0	27	
Robertson, Q. g	3-5	2-2	1-2	2	4	9	2	2	0	2	34	
Hargrove, Lucas	4-8	2-4	0-0	5	3	10	0	2	0	2	28	
Williams Jr, Larry	0-0	0-0	0-0	0	0	0	0	0	0	0	4	
Heramb, Matt	0-1	0-0	0-0	1	0	0	0	1	0	0	3	
TEAM				5								
Totals.....	29-53	9-19	7-15	28	18	74	15	13	1	9	200	
<b>TOTAL FG%</b>	<b>1st Half: 11-27 40.7%</b>		<b>2nd Half: 18-26 69.2%</b>		<b>Game: 54.7%</b>		<b>DB</b>					
<b>3-Pt. FG%</b>	<b>1st Half: 4-10 40.0%</b>		<b>2nd Half: 5-9 55.6%</b>		<b>Game: 47.4%</b>		<b>REBS</b>					
<b>F Throw %</b>	<b>1st Half: 2-5 40.0%</b>		<b>2nd Half: 5-10 50.0%</b>		<b>Game: 46.7%</b>		<b>3</b>					

LSU 7-10 (0-3)												
Player	fg-a	3fg-a	ft-a	reb	pf	tp	a	to	blk	s	min	
Randolph, A. f	6-9	0-0	0-2	5	2	12	4	5	0	1	32	
Thornton, Q. f	0-0	0-0	1-2	2	4	1	0	2	0	0	30	
Thornton, M. f	8-20	6-16	5-6	6	2	27	0	5	0	3	38	
Temple, Garrett g	4-7	1-3	8-9	5	2	17	4	1	0	1	40	
Farrer, Alex g	4-7	0-3	0-0	5	1	8	3	1	0	0	34	
Spencer, Bo	1-1	0-0	0-0	0	2	2	0	0	0	0	3	
Martin, Terry	0-3	0-2	0-0	1	5	0	1	0	0	1	18	
Green, Garrett	0-1	0-0	0-0	0	1	0	0	1	0	0	5	
TEAM				5								
Totals.....	23-48	7-24	14-19	29	19	67	12	15	0	6	200	
<b>TOTAL FG%</b>	<b>1st Half: 13-22 59.1%</b>		<b>2nd Half: 10-26 38.5%</b>		<b>Game: 47.9%</b>		<b>DB</b>					
<b>3-Pt. FG%</b>	<b>1st Half: 4-10 40.0%</b>		<b>2nd Half: 3-14 21.4%</b>		<b>Game: 29.2%</b>		<b>REB</b>					
<b>F Throw %</b>	<b>1st Half: 2-4 50.0%</b>		<b>2nd Half: 12-15 80.0%</b>		<b>Game: 73.7%</b>		<b>2</b>					

Officials: Rick Hartzell, Rick Crawford, Gary Maxwell  
 Technical fouls: Auburn-None. LSU-None.  
 Attendance: 9746  
**Score by Periods**

	1st	2nd	Total
Auburn	28	46	74
LSU	32	35	67

**Game 18 -- Vanderbilt 92, LSU 76**  
1/19/08 12 p.m. at Nashville, Tenn. (Memorial Gym)

LSU 7-11, 0-4 SEC												
Player	fg-a	3fg-a	ft-a	reb	pf	tp	a	to	blk	s	min	
Thornton, Q. f	2-2	0-0	0-0	0	4	4	0	0	0	0	19	
Randolph, A. g	4-12	0-0	6-6	19	3	14	3	4	1	0	37	
Thornton, M. g	10-21	2-6	5-6	6	3	27	2	5	0	0	38	
Temple, Garrett g	3-6	0-2	4-5	4	2	10	3	3	2	0	37	
Farrer, Alex g	3-5	1-3	0-0	1	4	7	0	2	0	1	20	
Spencer, Bo	2-4	0-0	0-0	1	1	4	0	1	0	2	12	
Martin, Terry	3-5	1-2	0-0	3	1	7	0	2	0	0	20	
Green, Garrett	1-4	0-0	1-2	2	4	3	0	0	0	0	17	
TEAM				2								
Totals.....	28-59	4-13	16-19	38	22	76	8	17	3	3	200	
<b>TOTAL FG%</b>	<b>1st Half: 14-35 40.0%</b>		<b>2nd Half: 14-24 58.3%</b>		<b>Game: 47.5%</b>		<b>DB</b>					
<b>3-Pt. FG%</b>	<b>1st Half: 2-5 40.0%</b>		<b>2nd Half: 2-8 25.0%</b>		<b>Game: 30.8%</b>		<b>REB</b>					
<b>F Throw %</b>	<b>1st Half: 3-4 75.0%</b>		<b>2nd Half: 13-15 86.7%</b>		<b>Game: 84.2%</b>		<b>1,1</b>					

Vanderbilt 17-2, 2-2 SEC												
Player	fg-a	3fg-a	ft-a	reb	pf	tp	a	to	blk	s	min	
FOSTER, Shan f	6-15	4-8	2-2	3	3	18	3	0	0	0	31	
NELTNER, Ross f	6-8	0-0	4-5	5	1	16	0	0	1	2	27	
OGILVY, A.J. c	2-6	0-0	6-7	3	3	10	0	3	0	0	19	
BEAL, Jermaine g	5-10	0-3	0-1	3	1	10	9	0	0	1	32	
GORDON, Alex g	6-12	4-7	2-2	1	2	18	1	1	0	3	31	
METCALFE, Alan	2-5	0-0	2-3	3	3	6	1	2	0	0	13	
BELL, Keegan	0-0	0-0	0-0	1	0	0	3	1	0	0	7	
MCCLELLAN, D	3-3	1-1	1-3	6	4	8	2	0	1	1	21	
GRAHAM, Jamie	0-0	0-0	0-0	0	0	0	0	0	0	0	1	
WALKER, Andre	1-1	0-0	2-2	1	0	4	1	0	1	0	9	
DRAKE, George	1-5	0-1	0-0	3	0	2	1	0	0	0	9	
TEAM				2				1				
Totals.....	32-65	9-20	19-25	31	17	92	21	8	3	7	200	
<b>TOTAL FG%</b>	<b>1st Half: 15-34 44.1%</b>		<b>2nd Half: 17-31 54.8%</b>		<b>Game: 49.2%</b>		<b>DB</b>					
<b>3-Pt. FG%</b>	<b>1st Half: 4-9 44.4%</b>		<b>2nd Half: 5-11 45.5%</b>		<b>Game: 45.0%</b>		<b>REB</b>					
<b>F Throw %</b>	<b>1st Half: 9-11 81.8%</b>		<b>2nd Half: 10-14 71.4%</b>		<b>Game: 76.0%</b>		<b>2</b>					

Officials: Joe Lindsay, Patrick Evans, Bruce Benedict  
 Technical fouls: LSU-None. Vanderbilt-None.  
 Attendance: 13797  
**Score by Periods**

	1st	2nd	Total
LSU	33	43	76
Vanderbilt	43	49	92

**Game 19 - Arkansas 68, LSU 52**  
01/26/08 8:00 pm at Maravich Center (Baton Rouge, LA)

Arkansas 14-5 (3-2)												
Player	fg-a	3fg-a	ft-a	reb	pf	tp	a	to	blk	s	min	
Thomas, Charles f	4-10	0-0	0-1	2	2	8	0	3	0	0	27	
Weems, Sonny f	7-13	5-5	2-2	7	2	21	1	3	0	1	36	
Hill, Steven c	1-3	0-0	2-2	5	2	4	1	0	5	0	24	
Welsh, Stefan g	1-4	1-2	0-0	2	2	3	0	0	0	1	16	
Beverley, Patrick g	4-11	4-7	2-4	15	2	14	1	4	1	1	39	
Ervin, Gary	3-5	0-1	4-4	4	0	10	5	3	1	1	29	
Townes, Darian	2-4	0-0	0-0	3	0	4	0	4	0	0	17	
Britt, Marcus	0-0	0-0	0-0	0	0	0	0	0	0	0	0+	
Washington, M.	1-3	0-0	2-2	2	1	4	0	0	0	0	12	
Rakestraw, Nate	0-0	0-0	0-0	0	0	0	0	0	0	0	0	
Patsatsia, Levan	0-0	0-0	0-0	0	0	0	0	0	0	0	0+	
TEAM				2								
Totals.....	23-53	10-15	12-5	42	11	68	8	17	7	4	200	
<b>TOTAL FG%</b>	<b>1st Half: 15-30 50.0%</b>		<b>2nd Half: 8-23 34.8%</b>		<b>Game: 43.4%</b>		<b>DB</b>					
<b>3-Pt. FG%</b>	<b>1st Half: 7-11 63.6%</b>		<b>2nd Half: 3-4 75.0%</b>		<b>Game: 66.7%</b>		<b>REB</b>					
<b>F Throw %</b>	<b>1st Half: 2-5 40.0%</b>		<b>2nd Half: 10-10 100%</b>		<b>Game: 80.0%</b>		<b>2</b>					

LSU 7-12 (0-5)												
Player	fg-a	3fg-a	ft-a	reb	pf	tp	a	to	blk	s	min	
Randolph, A. f	5-16	0-1	4-4	8	4	14	0	5	4	1	40-	
Thornton, Q. f	1-3	0-0	0-0	9	4	2	1	0	0	0	36	
Thornton, M. g	7-20	4-9	2-2	5	2	20	0	1	0	1	33	
Spencer, Bo g	0-5	0-4	1-2	1	0	1	0	0	0	1	21	
Temple, Garrett g	1-6	0-2	0-0	3	4	2	4	2	0	1	25	
Martin, Terry	1-9	0-6	0-0	1	0	2	1	1	0	0	19	
Green, Garrett	0-0	0-0	0-0	1	1	0	0	0	0	0	4	
Farrer, Alex	5-10	1-4	0-0	3	2	11	2	3	0	1	22	
TEAM				6								
Totals.....	20-69	5-26	7-8	37	17	52	8	12	4	5	200	
<b>TOTAL FG%</b>	<b>1st Half: 9-33 27.3%</b>		<b>2nd Half: 11-36 30.6%</b>		<b>Game: 29.0%</b>		<b>DB</b>					
<b>3-Pt. FG%</b>	<b>1st Half: 1-12 8.3%</b>		<b>2nd Half: 4-14 28.6%</b>		<b>Game: 19.2%</b>		<b>REB</b>					
<b>F Throw %</b>	<b>1st Half: 3-4 75.0%</b>		<b>2nd Half: 4-4 100%</b>		<b>Game: 87.5%</b>		<b>2</b>					

Officials: Doug Shows, Pat Adams, Bruce Benedict  
 Technical fouls: Arkansas-None. LSU-None.  
 Attendance: 8860

**Score by Periods**

	1st	2nd	Total
Arkansas	39	29	68
LSU	22	30	52

**Game 20 -- LSU 81, Auburn 80**  
01-30-08 7:00 p.m. at Auburn, Ala.

LSU 8-12, 1-5												
Player	fg-a	3fg-a	ft-a	reb	pf	tp	a	to	blk	s	min	
Randolph, A. f	9-15	0-0	3-4	6	4	21	2	3	2	0	31	
Thornton, Q. f	0-0	0-0	2-2	0	2	2	3	1	1	0	20	
Thornton, M. g	14-23	8-15	2-2	7	2	38	1	0	0	1	39	
Temple, Garrett g	0-4	0-3	1-2	5	3	1	7	1	0	0	39	
Farrer, Alex g	1-2	0-1	0-0	1	2	2	2	1	0	0	20	
Spencer, Bo	0-1	0-0	0-0	0	0	0	0	0	0	0	2	
Martin, Terry	4-7	2-5	1-2	1	0	11	1	0	0	0	25	
Johnson, Chris	3-9	0-1	0-0	3	1	6	0	1	2	0	24	
TEAM				4								
Totals.....	31-61	10-25	9-12	30	14	81	16	7	5	1	200	
<b>TOTAL FG%</b>	<b>1st Half: 15-29 51.7%</b>		<b>2nd Half: 16-32 50.0%</b>		<b>Game: 50.8%</b>		<b>DB</b>	</				

**Game 21 -- Alabama 81, LSU 72**  
**02/02/08 2:00PM CST at Coleman Coliseum, (Tuscaloosa, AL)**

LSU Tigers 8-13, 1-6 SEC

Player	fg-a	3fg-a	ft-a	reb	pf	tp	a	to	blk	s	min
Randolph, A. f	4-14	0-0	5-6	12	1	13	1	4	2	1	34
Thornton, Q. f	1-1	0-0	0-0	1	2	2	0	0	0	0	9
Thornton, M. g	7-19	4-11	4-4	3	2	22	1	4	0	1	36
Temple, Garrett g	2-6	1-2	2-2	9	2	7	5	5	0	3	40
Farrer, Alex g	1-3	1-1	0-0	1	2	3	0	0	0	0	24
Spencer, Bo	0-0	0-0	0-0	0	0	0	1	1	0	1	4
Martin, Terry	3-7	2-5	4-4	4	4	12	4	1	0	0	26
Johnson, Chris	3-7	1-3	6-6	4	4	13	0	0	1	0	27
TEAM				2	1			1			
Totals.....	21-57	9-22	21-22	36	18	72	12	16	3	6	200

<b>TOTAL FG%</b>	<b>1st Half: 11-34 32.4%</b>	<b>2nd Half: 10-23 43.5%</b>	<b>Game: 36.8%</b>	<b>DB</b>
<b>3-Pt. FG%</b>	<b>1st Half: 3-11 27.3%</b>	<b>2nd Half: 6-11 54.5%</b>	<b>Game: 40.9%</b>	<b>REB</b>
<b>F Throw %</b>	<b>1st Half: 10-10 100%</b>	<b>2nd Half: 11-12 91.7%</b>	<b>Game: 95.5%</b>	<b>1</b>

University of Alabama 13-9, 2-5 SEC

Player	fg-a	3fg-a	ft-a	reb	pf	tp	a	to	blk	s	min
Jemison, D. f	1-2	0-0	2-3	6	4	4	2	3	0	0	18
Hendrix, R. f	9-18	0-0	1-4	17	1	19	2	3	3	4	36
Riley, Mykal g	6-14	3-7	4-6	5	4	19	1	0	1	1	24
Hollinger, B. g	3-6	2-5	2-2	2	1	10	6	1	0	0	34
Gee, Alonzo g	5-10	2-5	3-5	2	3	15	2	1	0	2	38
Torrance, Mikhail	0-1	0-0	0-0	0	1	0	3	1	0	0	9
Tubbs, Justin	1-1	1-1	0-0	0	0	3	0	0	0	0	3
Pickett, Rico	1-3	0-1	0-0	0	1	2	2	2	0	1	11
Hillman, Senario	2-4	1-2	4-4	2	3	9	2	2	1	4	25
Coleman, Yamene	0-0	0-0	0-0	0	0	0	0	0	0	0	2
TEAM				2							
Totals.....	28-59	9-21	16-24	36	18	81	20	13	5	12	200

<b>TOTAL FG%</b>	<b>1st Half: 16-36 44.4%</b>	<b>2nd Half: 12-23 52.2%</b>	<b>Game: 47.5%</b>	<b>DB</b>
<b>3-Pt. FG%</b>	<b>1st Half: 7-16 43.8%</b>	<b>2nd Half: 2-5 40.0%</b>	<b>Game: 42.9%</b>	<b>REB</b>
<b>F Throw %</b>	<b>1st Half: 4-6 66.7%</b>	<b>2nd Half: 12-18 66.7%</b>	<b>Game: 66.7%</b>	<b>3</b>

Officials: Mike Stuart, Doug Simons, Mike Nance

Technical fouls: LSU Tigers-TEAM. University of Alabama-None.

Attendance: 15316

Score by Periods	1st	2nd	Total
LSU Tigers	35	37	72
University of Alabama	43	38	81

**Game 22 -- Tennessee 47, LSU 45**  
**02/09/08 2:00 pm at Maravich Center (Baton Rouge, LA)**

Tennessee 21-2 (8-1)

Player	fg-a	3fg-a	ft-a	reb	pf	tp	a	to	blk	s	min
Smith, Tyler f	5-13	2-3	0-0	5	2	12	0	4	1	1	35
Chism, Wayne f	4-6	0-1	0-4	8	3	8	0	0	1	3	28
Smith, JaJuan g	1-8	0-5	0-0	1	2	2	3	1	0	1	22
Lofton, Chris g	6-12	3-5	0-0	7	1	15	0	1	0	2	35
Smith, Ramar g	0-4	0-0	1-2	3	2	1	2	1	0	2	30
Howell, Jordan	0-4	0-4	0-0	0	0	0	0	3	0	0	10
Tabb, Josh	0-0	0-0	0-0	0	0	0	0	0	0	0	0+
Prince, J.P.	1-7	0-1	1-5	5	2	3	1	3	3	3	22
Crews, Duke	2-6	0-0	2-4	4	1	6	0	0	0	1	13
Williams, Brian	0-0	0-0	0-0	2	0	0	0	1	0	0	5
TEAM				4				1			
Totals.....	19-60	5-19	4-15	39	13	47	6	15	5	13	200

<b>TOTAL FG%</b>	<b>1st Half: 10-32 31.3%</b>	<b>2nd Half: 9-28 32.1%</b>	<b>Game: 31.7%</b>	<b>DB</b>
<b>3-Pt. FG%</b>	<b>1st Half: 3-9 33.3%</b>	<b>2nd Half: 2-10 20.0%</b>	<b>Game: 26.3%</b>	<b>REB</b>
<b>F Throw %</b>	<b>1st Half: 4-10 40.0%</b>	<b>2nd Half: 0-5 0.0%</b>	<b>Game: 26.7%</b>	<b>5</b>

LSU 8-14 (1-7)

Player	fg-a	3fg-a	ft-a	reb	pf	tp	a	to	blk	s	min
Thornton, M. f	5-11	1-4	1-2	7	4	12	0	6	1	1	28
Johnson, Chris c	8-15	0-4	1-1	8	2	17	1	3	4	1	38
Randolph, A. f	3-8	0-1	0-1	8	3	6	1	3	1	0	30
Temple, Garrett g	1-3	1-3	0-0	1	4	3	2	2	0	1	36
Farrer, Alex g	1-2	0-0	0-0	3	2	2	1	3	0	4	23
Spencer, Bo	0-2	0-2	0-0	3	0	0	0	0	0	0	6
Martin, Terry	1-7	0-5	0-0	1	2	2	1	3	1	1	27
Green, Garrett	1-2	1-1	0-0	1	0	3	0	1	1	0	8
Thornton, Quintin	0-0	0-0	0-0	1	1	0	0	1	1	0	4
TEAM				5							
Totals.....	20-50	3-20	2-4	38	18	45	6	22	9	8	200


<b>TOTAL FG%</b>	<b>1st Half: 11-24 45.8%</b>	<b>2nd Half: 9-26 34.6%</b>	<b>Game: 40.0%</b>	<b>DB</b>
<b>3-Pt. FG%</b>	<b>1st Half: 2-10 20.0%</b>	<b>2nd Half: 1-10 10.0%</b>	<b>Game: 15.0%</b>	<b>REBS</b>
<b>F Throw %</b>	<b>1st Half: 0-0 0.0%</b>	<b>2nd Half: 2-4 50.0%</b>	<b>Game: 50.0%</b>	<b>1,1</b>

Officials: Antinio Petty, Mike Nance, Ron Groover

Technical fouls: Tennessee-None. LSU-None.

Attendance: 10165

Score by Periods	1st	2nd	Total
Tennessee	27	20	47
LSU	24	21	45



# Anthony Randolph

Forward • 6-10 • 205 • Freshman • HS • Dallas, Texas • Woodrow Wilson HS

# 3

## Top Performances

**Points**  
 Season: 24, vs. Southern, 11/30/07  
 Career: 24, vs. Southern, 11/30/07

**Rebounds**  
 Season: 19, at Vandy, 1/19/08  
 Career: 19, at Vandy, 1/19/08

**Field Goals Made**  
 Season: 10, vs. Southern, 11/30/07  
 Career: 10, vs. Southern, 11/30/07  
 14

**3 PT FG Made**  
 Season: 1, twice  
 Career: 1, twice

**Free Throws Made**  
 Season: 8, vs. Oregon St., 12/22/07  
 Career: 8, vs. Oregon St., 12/22/07

**Assists**  
 Season: 4, twice  
 Career: 4, twice

**Blocks**  
 Season: 6, vs. SLU, 11/12/07  
 Career: 6, vs. SLU, 11/12/07

**Steals**  
 Season: 4, twice  
 Career: 4, twice

**Minutes Played**  
 Season: 40, vs. Arkansas, 1/26/08  
 Career: 40, vs. Arkansas, 1/26/08

## Top Career Scoring Games

- 24 vs. Southern, 11/30/07
- 21 at Auburn, 1/30/08
- 21 vs. Arizona State, 11/21/07
- 21 vs. Chaminade, 11/20/07
- 19 vs. Southeastern La., 11/12/07
- 18 at Ole Miss, 1/12/08
- 16 at Texas A&M, 1/5/08
- 15 at Tulane, 1/2/08
- 14 vs. Arkansas, 1/16/08
- 14 at Vandy, 1/19/08
- 14 vs. Oregon State, 12/22/07

**SEC Freshman of the Week, Nov. 19**  
**Jay Bilas' ESPN.com All-Maui Team, Nov. 21**  
**SEC Freshman of the Week, Feb. 4**

## Freshman Season (2007-08)


11-game double figure scoring streak snapped vs. Tennessee (2/9) ... Earns second freshman of the week honors after Auburn-Alabama week ... Had fifth double double against Alabama (2/2) and 11th straight double figure scoring game ... Fourth 20-point, 10th straight double figure game with 21 at Auburn (1/30), 17 in the second half ... Ninth straight double figure scoring game with 14 vs. Arkansas (1/26), first game to play all 40 minutes ... Season rebounding high of 19 as he gets a double double for the second consecutive Saturday at Vandy (1/19) ... Third double double of the season against 16th-ranked Ole Miss (1/12), 18 points, 11 rebounds, 8-of-14 from the field ... Fifth straight double figure game of 10 in SEC opener vs. Mississippi State (1/9) ... Fourth straight double figure game with 16 at Texas A&M (1/5), playing most minutes of his career at 37 ... Third straight double figure game with 15 against Tulane (1/2) ... Ten points, nine boards against Washington, first game with no blocks (12/29) ... Eighth double figure scoring game with 14 against Oregon State (12/22) ... With four blocks against Northwestern State (12/15), blocked 13 shots last three games ... Fouled out for first time in Villanova game with about four minutes to go (12/6) ... Rebounded from off-night against Nicholls State (11/28) to record career high 24 points and second double double with 11 boards against Southern (11/30) ... 21 points in Maui versus Chaminade (11/20) and Arizona State (11/21) ... Named SEC Freshman of the Week (11/19) for his first two games ... Had a strong debut with his first double double against Southeastern (11/12) with 19 points, 13 rebounds ... Second leading scorer on the Canadian exhibition tour, averaging 13.3 points per game with team best 6.7 rebounds.

## Randolph's Game-by-Game Statistics 2007-08

OPPONENT	MIN	FG	3FG	FT	REB	PF/D	A	TO	BLK	STL	PTS
Southeastern La.	33	7-11	1-2	4-6	13	2/0	2	2	6	4	19
McNeese State	29	5-9	0-1	2-4	7	3/0	3	2	1	2	12
Oklahoma State	26	2-5	0-1	1-2	5	4-0	2	5	3	0	5
Chaminade	32	9-14	0-0	3-4	9	2-0	2	4	2	1	21
Arizona State	34	8-14	0-2	5-6	7	2-0	1	0	2	1	21
Nicholls State	21	3-6	0-1	0-0	7	2-0	1	2	3	3	6
Southern	26	10-14	1-2	3-5	11	1-0	1	3	5	0	24
Villanova	27	5-10	0-1	2-3	6	5-0	1	4	4	1	12
Northwestern St.	28	3-9	0-1	7-10	8	1-0	4	1	4	1	13
Wichita State	28	3-13	0-1	0-1	3	2-0	1	0	2	4	6
Oregon State	35	3-10	0-0	8-12	9	3-0	0	3	1	2	14
Washington	36	2-11	0-0	6-6	9	3-0	0	3	0	3	10
Tulane	35	5-11	0-0	5-6	9	4-0	1	1	3	0	15
Texas A&M	37	7-17	0-2	2-6	7	4-0	0	2	2	0	16
Mississippi St.	26	4-13	0-0	2-5	9	3-0	0	2	2	0	10
Ole Miss	39	8-14	0-0	2-5	11	1-0	1	3	3	1	18
Auburn	32	6-9	0-0	0-2	5	2-0	4	5	0	1	12
Vanderbilt	37	4-12	0-0	6-6	19	3-0	3	4	1	0	14
Arkansas	40	5-16	0-1	4-4	8	4-0	0	5	4	1	14
Auburn	31	9-15	0-0	3-4	6	4-0	2	3	2	0	21
Alabama	34	4-14	0-0	5-6	12	1-0	1	4	2	1	13
Tennessee	30	3-8	0-1	0-1	8	3-0	1	3	1	0	6
Florida											
Kentucky											
Arkansas											
Ole Miss											
South Carolina											
Georgia											
Alabama											
Mississippi State											

## Anthony Randolph's Career Stats

YEAR	GP-GS	MIN/AVG	FG-FGA	PCT.	3FG-FGA	PCT.	FT-FTA	PCT.	REB-AVG	PF-FO	AST	TO	BLK	STL	PTS-AVG.
07-08	22-22	696-31.6	115-255	.451	2-16	.125	70-104	.673	188-8.5	59-1	31	61	53	26	302-13.7
<b>Totals</b>	<b>22-22</b>	<b>696-31.6</b>	<b>115-255</b>	<b>.451</b>	<b>2-16</b>	<b>.125</b>	<b>70-104</b>	<b>.673</b>	<b>188-8.5</b>	<b>59-1</b>	<b>31</b>	<b>61</b>	<b>53</b>	<b>26</b>	<b>302-13.7</b>



# Marcus Thornton

Guard \* 6-4 \* 198 \* Junior \* JC \* Baton Rouge, La. \* Kilgore College

# 5

## Top Performances

### Points

Season: 38, at Auburn, 1/30/08  
 Career: 38, at Auburn, 1/30/08

### Rebounds

Season: 13, at Villanova, 12/6/07  
 Career: 13, at Villanova, 12/6/07

### Field Goals Made

Season: 14, at Auburn, 1/30/08  
 Career: 14, at Auburn, 1/30/08

### 3 PT FG Made

Season: 8, at Auburn, 1/30/08  
 Career: 6, at Auburn, 1/30/08

### Free Throws Made

Season: 7, vs. SLU, 11/12/07  
 Career: 7, vs. SLU, 11/12/07

### Assists

Season: 4, at Tulane, 1/2/08  
 Career: 4, at Tulane, 1/2/08

### Blocks

Season: 1, four times  
 Career: 1, four times

### Steals

Season: 4, vs. Southern, 11/30/07  
 Career: 4, vs. Southern, 11/30/07

### Minutes Played

Season: 40, twice  
 Career: 40, twice

## Top Career Scoring Games

- 38 at Auburn, 1/30/08
- 27 at Vanderbilt, 1/19/08
- 27 vs. Auburn, 1/16/08
- 27 vs. SLU, 11/12/07
- 25 at Ole Miss, 1/12/08
- 24 vs. Nicholls State, 11/28/07
- 24 vs. McNeese, 11/14/07
- 22 at Alabama, 2/2/08
- 22 vs. Northwestern State, 12/15/07
- 22 vs. Southern, 11/30/07

## Junior Season (2007-08)

Increased double figure scoring streak to now current team best nine games, but 20-point scoring streak snapped vs. Tennessee (2/9) ... Sixth straight game of 20 or more with 22 at Alabama (2/2) ... Posted the biggest single SEC-vs. SEC scoring game (38) in almost 13 years at Auburn (1/30), hitting eight treys including the game winner with three seconds left to give LSU an 81-80 victory ... Late trey gave him four straight at 20 or better with 20 vs. Arkansas (1/26) ... Three straight 20 point games with another 27 point effort, this time on the road at Vandy (1/19) ... Equaled season-opening high of 27 against Auburn (1/16), had 6 treys for the second times this year ... Made 4-of-9 second half treys and scored 25 to key comeback that nearly resulted in win over ranked Ole Miss on the road (1/12) ... Double figure scoring streak snapped against Tulane (1/2) ... Hit six three-pointers in seventh 20-point game against Oregon State (12/21) ... Third double double of the season at Wichita State (12/19) ... Sixth 20-plus point game against Northwestern State (12/15) ... Second double double at Villanova (12/6) ... Back-to-back 20-point games with 22 points against Southern (11/30) after 24 against Nicholls State (11/28) ... Hit three-pointer that forced overtime and was ESPN's No. 2 play of the day in OT loss against Arizona State (11/21) ... Opens season with three-consecutive 20-point games -- 20 against Oklahoma State (11/19) ... Posted back-to-back 20-plus games with 24 against McNeese (11/14) ... Just short of becoming first player since 2005 to score 30 in a game for LSU with 27 in opener vs. Southeastern Louisiana (11/12) ... Leading scorer on the Canadian tour, averaging 26.0 points per game and 6.3 rebounds ... Hit 32-of-55 field goal attempts, including 11-of-25 threes ... Had 30 in the win over Guelph and 29 points and 10 rebounds against the University of Toronto.

## Thornton's Game-by-Game Statistics

### 2007-08

OPPONENT	MIN	FG	3FG	FT	REB	PF/D	A	TO	BLK	STL	PTS
Southeastern La.	34	8-14	4-7	7-9	2	0/0	2	2	0	2	27
McNeese State	37	8-16	2-8	6-7	3	1-0	2	3	1	1	24
Oklahoma State	31	6-14	2-6	6-6	3	3-0	1	0	1	1	20
Chaminade	29	2-12	0-4	0-2	2	3-0	0	1	1	2	4
Arizona State	40	7-19	4-12	0-0	12	4-0	1	5	0	1	18
Nicholls State	35	9-15	4-8	2-3	6	1-0	1	2	1	0	24
Southern	32	9-15	4-7	0-0	7	1-0	3	1	0	4	22
Villanova	38	6-15	1-6	2-2	13	3-0	2	2	0	1	15
Northwestern St.	24	7-15	4-10	4-5	5	2-0	2	2	1	3	22
Wichita State	38	3-13	0-6	6-6	11	3-0	2	3	0	0	12
Oregon State	30	6-17	6-10	2-2	6	3-0	1	2	0	2	20
Washington	33	7-15	0-4	4-4	8	3-0	2	4	0	2	18
Tulane	32	3-8	0-5	1-2	1	4-0	4	1	1	2	7
Texas A&M	37	5-16	0-3	2-2	7	2-0	0	1	0	1	12
Mississippi St.	33	2-14	2-6	6-6	7	1-0	0	1	0	1	12
Ole Miss	38	9-20	4-10	3-6	3	3-0	2	1	0	1	25
Auburn	38	8-20	6-16	5-6	6	2-0	0	5	0	3	27
Vanderbilt	38	10-21	2-6	5-6	6	3-0	2	5	0	0	27
Arkansas	33	7-20	4-9	2-2	5	2-0	0	1	0	1	20
Auburn	39	14-23	8-15	2-2	7	2-0	1	0	0	1	38
Alabama	36	7-19	4-11	4-4	3	2-0	1	4	0	1	22
Tennessee	28	5-11	1-4	1-2	7	4-0	0	6	1	1	12
Florida											
Kentucky											
Arkansas											
Ole Miss											
South Carolina											
Georgia											
Alabama											
Mississippi State											

## Marcus Thornton's Career Stats

YEAR	GP-GS	MIN/AVG	FG-FGA	PCT.	3FG-FGA	PCT.	FT-FTA	PCT.	REB-AVG	PF-FO	AST	TO	BLK	STL	PTS-AVG.
07-08	22-22	753-34.2	148-352	.420	62-173	.358	70-84	.833	130-5.9	52-0	29	52	7	31	428-19.5
<b>Totals</b>	<b>22-22</b>	<b>753-34.2</b>	<b>148-352</b>	<b>.420</b>	<b>62-173</b>	<b>.358</b>	<b>70-84</b>	<b>.833</b>	<b>130-5.9</b>	<b>52-0</b>	<b>29</b>	<b>52</b>	<b>7</b>	<b>31</b>	<b>428-19.5</b>



# Greg Terrebonne

Guard • 6-0 • 205 • Sophomore • 1VL • Galliano, La. • South Lafourche HS

# 10

### Top Performances

#### Points

Season: 2, vs. Southern, 11/30/07  
 Career: 2, vs. Southern, 11/30/07

#### Rebounds

Season:  
 Career: 1, three times

#### Field Goals Made

Season: 1, vs. Southern, 11/30/07  
 Career: 1, vs. Southern, 11/30/07

#### 3 PT FG Made

Season:  
 Career:

#### Free Throws Made

Season:  
 Career:

#### Assists

Season: 2, vs. Southern, 11/30/07  
 Career: 2, vs. Southern, 11/30/07

#### Blocks

Season:  
 Career:

#### Steals

Season:  
 Career: 1, vs. Wright St., 12/27/06

#### Minutes Played

Season: 2, three times  
 Career: 2, three times

### Top Career Scoring Games

1. 2 vs. Southern, 11/30/07

### Sophomore Season (2007-08)

Much to crowd's delight got first college points against Southern (11/30) at the buzzer ... Saw first action against Nicholls State (11/29) ... Scored two points in final two minutes of exhibition, his first points scored on the LSU court.


### Terrebonne's Game-by-Game Statistics

#### 2007-08

OPPONENT	MIN	FG	3FG	FT	REB	PF/D	A	TO	BLK	STL	PTS
Southeastern La.	DNP										
McNeese State	DNP										
Oklahoma State	DNP										
Chaminade	DNP										
Arizona State	DNP										
Nicholls State	2	0-0	0-0	0-0	0	0-0	0	1	0	0	0
Southern	2	1-3	0-0	0-0	0	0-0	2	0	0	0	2
Villanova	DNP										
Northwestern St.	2	0-0	0-0	0-0	0	0-0	0	0	0	0	0
Wichita State	DNP										
Oregon State	DNP										
Washington	DNP										
Tulane	DNP										
Texas A&M	DNP										
Mississippi St.	DNP										
Ole Miss	DNP										
Auburn	DNP										
Vanderbilt	DNP										
Arkansas	DNP										
Auburn	DNP										
Alabama	DNP										
Tennessee	DNP										
Florida											
Kentucky											
Arkansas											
Ole Miss											
South Carolina											
Georgia											
Alabama											
Mississippi State											

### Greg Terrebonne's Career Stats

YEAR	GP-GS	MIN/AVG	FG-FGA	PCT.	3FG-FGA	PCT.	FT-FTA	PCT.	REB-AVG	PF-FO	AST	TO	BLK	STL	PTS-AVG.
06-07	5-0	7/1.4	0-0	.000	0-0	.000	0-0	.000	3-0.6	0-0	1	1	0	1	0-0.0
07-08	3-0	6/2.0	1-3	.333	0-0	.000	0-0	.000	0-0.0	0-0	2	1	0	0	2-0.7
<b>Totals</b>	<b>8-0</b>	<b>13/1.6</b>	<b>1-3</b>	<b>.333</b>	<b>0-0</b>	<b>.000</b>	<b>0-0</b>	<b>.000</b>	<b>3-0.4</b>	<b>0-0</b>	<b>3</b>	<b>2</b>	<b>0</b>	<b>1</b>	<b>2-0.3</b>



# Bo Spencer

Guard • 6-1 • 180 • Freshman • HS • Baton Rouge, La. • Glen Oaks HS

# 11

## Top Performances

### Points

Season: 14, vs. Arizona St., 11/21/07  
 Career: 14, vs. Arizona St., 11/21/07

### Rebounds

Season: 4, vs. Nicholls St., 11/28/07  
 Career: 4, vs. Nicholls St., 11/28/07

### Field Goals Made

Season: 5, vs. Arizona St., 11/21/07  
 Career: 5, vs. Arizona St., 11/21/07

### 3 PT FG Made

Season: 4, vs. Arizona St., 11/21/07  
 Career: 4, vs. Arizona St., 11/21/07

### Free Throws Made

Season: 5, vs. NW State, 12/15/07  
 Career: 5, vs. NW State, 12/15/07

### Assists

Season: 6, vs. Southern, 11/30/07  
 Career: 6, vs. Southern, 11/30/07

### Blocks

Season: 1, vs. Chaminade, 11/20/07  
 Career: 1, vs. Chaminade, 11/20/07

### Steals

Season: 2, vs. NW State., 12/15/07  
 Career: 2, vs. NW State, 12/15/07

### Minutes Played

Season: 34, vs. Arizona St., 11/21/07  
 Career: 34, vs. Arizona St., 11/21/07

## Top Career Scoring Games

- 14, vs. Arizona State, 11/21/07
- 11, vs. Nicholls State, 11/28/07
- 11, vs. Chaminade, 11/20/07
- 10, vs. Okla. St., 11/19/07
- 9, at Tulane, 1/2/08
- 9, vs. Northwestern State, 12/15/07
- 7, vs. SLU, 11/12/07
- 5, at Villanova, 12/6/07
- 4, at Vanderbilt, 1/19/08
- 4, at Wichita State, 12/19/07

## Freshman Season (2007-08)

Made third start against Arkansas (1/26) ... Had four points, two steals at Vandy (1/19) ... Made first LSU start against A&M (1/5) with four assists in 29 minutes ... Best game since hurting ankle with nine points in 24 minutes against Tulane (1/2) ... Only able to play three minutes against Oregon State (12/21) after spraining ankle in game at Wichita State (12/19) ... Failed to score against Southern (11/30), but had season best six assists, just two turnovers ... Fourth consecutive double figure game (11) against Nicholls (11/28) ... Season best 14 points against Arizona State (11/21) ... Spencer also had 11 against Chaminade (11/20) and 10 versus Oklahoma State (11/19) ... Spencer scored seven in opener vs. Southeastern (11/12) ... Spencer averaged 7.5 points per game in exhibitions, hitting 7-of-9 field goal attempts ... Averaged 8.7 points and 5.3 rebounds in the Canadian exhibition tour, hitting 50 percent from the field.

## Spencer's Game-by-Game Statistics


### 2007-08

OPPONENT	MIN	FG	3FG	FT	REB	PF/D	A	TO	BLK	STL	PTS
Southeastern La.	21	3-3	1-1	0-0	1	1/0	2	2	0	1	7
McNeese State	12	0-0	0-0	2-2	1	0-0	0	1	0	0	2
Oklahoma State	25	3-6	2-3	2-2	1	2-0	4	4	0	1	10
Chaminade	23	4-6	3-5	0-0	3	2-0	2	2	1	0	11
Arizona State	34	5-9	4-8	0-0	2	3-0	3	2	0	0	14
Nicholls State	29	3-8	3-7	2-2	4	1-0	3	2	0	0	11
Southern	26	0-3	0-3	0-0	1	3-0	6	2	0	1	0
Villanova	21	1-4	1-4	2-3	1	3-0	3	1	0	0	5
Northwestern St.	26	2-5	0-1	5-7	3	0-0	3	2	0	2	9
Wichita State	20	1-5	1-4	1-2	1	1-0	0	1	0	1	4
Oregon State	3	0-0	0-0	0-0	0	0-0	1	0	0	0	0
Washington	19	0-2	0-1	0-0	1	2-0	0	2	0	1	0
Tulane	24	3-9	2-5	1-2	3	3-0	2	1	0	1	9
Texas A&M	29	1-5	0-2	0-0	1	0-0	4	2	0	0	2
Mississippi St.	19	0-6	0-4	0-0	2	0-0	0	0	0	0	0
Ole Miss	6	0-0	0-0	0-0	1	0-0	1	0	0	0	0
Auburn	3	1-1	0-0	0-0	0	2-0	0	0	0	0	2
Vanderbilt	12	2-4	0-0	0-0	1	1-0	0	1	0	2	4
Arkansas	21	0-5	0-4	1-2	1	0-0	0	0	0	1	1
Auburn	2	0-1	0-0	0-0	0	0-0	0	0	0	0	0
Alabama	4	0-0	0-0	0-0	0	0-0	1	1	0	1	0
Tennessee	6	0-2	0-2	0-0	3	0-0	0	0	0	0	0
Florida											
Kentucky											
Arkansas											
Ole Miss											
South Carolina											
Georgia											
Alabama											
Mississippi State											

## Bo Spencer's Career Stats

YEAR	GP-GS	MIN/AVG	FG-FGA	PCT.	3FG-FGA	PCT.	FT-FTA	PCT.	REB-AVG	PF-FO	AST	TO	BLK	STL	PTS-AVG.
07-08	22-3	385-17.5	29-84	.345	17-54	.315	16-22	.727	31-1.4	24-0	35	26	1	12	91-4.1
<b>Totals</b>	<b>22-3</b>	<b>385-17.5</b>	<b>29-84</b>	<b>.345</b>	<b>17-54</b>	<b>.315</b>	<b>16-22</b>	<b>.727</b>	<b>31-1.4</b>	<b>24-0</b>	<b>35</b>	<b>26</b>	<b>1</b>	<b>12</b>	<b>91-4.1</b>





# Terry Martin

Guard • 6-6 • 207 • Junior • 1VL • Monroe, La. • Texas Tech

# 13

## Top Performances

**Points**  
 Season: 19, at Tulane, 1/2/08  
 Career: 23, vs. Auburn, 1/13/07

**Rebounds**  
 Season: 7, twice  
 Career: 7, twice

**Field Goals Made**  
 Season: 7, at Tulane, 1/2/08  
 Career: 8, vs. Auburn, 1/13/07

**3 PT FG Made**  
 Season: 4, twice  
 Career: 5, twice

**Free Throws Made**  
 Season: 4, at Alabama, 2/2/08  
 Career: 4, three times

**Assists**  
 Season: 6, vs. Oregon St., 12/21/07  
 Career: 6, vs. Oregon St., 12/21/07

**Blocks**  
 Season: 3, vs. Chaminade, 11/20/07  
 Career: 3, vs. Chaminade, 11/20/07

**Steals**  
 Season: 1, six times  
 Career: 3, at Georgia, 1/2/807

**Minutes Played**  
 Season: 40, vs. Oregon St., 12/21/07  
 Career: 40, vs. Oregon St., 12/21/07

## Top Career Scoring Games

1. 23 vs. Auburn, 1/1/307
2. 19 at Tulane, 1/2/08
2. 19 vs La. Tech, 12/23/06
4. 18 vs. Florida, 2/24/07
5. 16 at Kentucky, 2/20/07
5. 16 at Georgia, 1/28/07
7. 15 vs. Oregon State, 12/21/07
7. 15 vs. Northwestern State, 12/15/07
7. 15 at Tennessee, 2/6/07
7. 15 vs. Ole Miss, 1/17/07

## Junior Season (2007-08)

Back-to-back double figure games since December after 12 at Alabama (2/2) ... Back in double figures for the first time in seven games with 11 at Auburn (1/30) ... Stopped four game streak without a trey and scored seven points in 20 minutes at Vandy (1/19) ... Double figure scoring streak came to an end at A&M (1/5) with six points ... Maybe playing some of his best LSU basketball with seven straight in double figures with season high 19 against Tulane (1/2) ... Hit at least three treys in five of last six games ... Made it five straight double figure scoring games with 15 against Oregon State (12/21) ... Also played 40 minutes in a game for the first time in career and had six assists and no turnovers against the Beavers ... Extended his double figure scoring streak to four games at Wichita (12/19) ... Back-to-back season high in points after 15 against Northwestern State (12/15) ... Season high in three-pointers (4) and points (14) at Villanova (12/6) ... Third double figure game of 11 against Southern (11/30) ... 13 points against Chaminade with three treys (11/20) ... First double figure game of year with 11 vs. McNeese (11/14) ... Scored six in opener (11/12) ... Averaged 15 points for the exhibition games after hitting 5-of-10 three-point attempts in 17-point effort against EA Sports ... Had 13 points, 5 assists against Belhaven ... Just one turnover ... Played primarily at the point guard position in Canada ... Averaging 13.0 points and 5.3 assists in the three games.

## Martin's Game-by-Game Statistics

### 2007-08

OPPONENT	MIN	FG	3FG	FT	REB	PF/D	A	TO	BLK	STL	PTS
Southeastern La.	31	2-7	0-2	2-2	4	3-0	3	2	0	1	6
McNeese State	30	5-10	1-3	0-2	5	0-0	2	2	1	1	11
Oklahoma State	24	2-9	1-6	0-0	6	3-0	0	2	0	0	5
Chaminade	33	5-12	3-8	0-1	7	3-0	1	1	3	1	13
Arizona State	27	1-8	1-7	0-0	2	2-0	3	3	0	0	3
Nicholls State	21	2-4	0-1	0-0	2	2-0	1	3	1	0	4
Southern	25	4-11	2-5	1-2	7	0-0	1	2	0	0	11
Villanova	22	5-10	4-6	0-0	2	1-0	2	1	1	1	14
Northwestern St.	29	5-11	3-6	2-2	3	2-0	4	2	0	0	15
Wichita State	27	4-10	3-6	0-0	3	1-0	0	4	0	0	11
Oregon State	40	5-18	3-11	2-2	2	2-0	6	0	1	0	15
Washington	31	6-13	2-6	0-0	1	3-0	2	3	1	0	14
Tulane	35	7-17	4-9	1-1	1	2-0	2	2	0	1	19
Texas A&M	21	3-8	0-3	0-0	2	2-0	1	2	0	0	6
Mississippi St.	26	2-11	0-4	0-0	1	2-0	2	0	0	0	4
Ole Miss	24	1-8	0-4	0-0	2	1-0	1	1	0	0	2
Auburn	18	0-3	0-2	0-0	1	5-1	1	0	0	1	0
Vanderbilt	20	3-5	1-2	0-0	3	1-0	0	2	0	0	7
Arkansas	19	1-9	0-6	0-0	1	0-0	1	1	0	0	2
Auburn	25	4-7	2-5	1-2	1	0-0	1	0	0	0	11
Alabama	26	3-7	2-5	4-4	4	4-0	4	1	0	0	12
Tennessee	27	1-7	0-5	0-0	1	2-0	1	3	1	1	2
Florida											
Kentucky											
Arkansas											
Ole Miss											
South Carolina											
Georgia											
Alabama											
Mississippi State											

## Terry Martin's Career Stats

YEAR	GP-GS	MIN/AVG	FG-FGA	PCT.	3FG-FGA	PCT.	FT-FTA	PCT.	REB-AVG	PF-FO	AST	TO	BLK	STL	PTS-AVG.
06-07	24-16	701/29.2	93-227	.410	52-134	.388	15-26	.577	67-2.8	37-1	35	43	6	11	253-10.5
07-08	22-16	581/26.4	71-205	.346	32-112	.286	13-18	.722	61-2.8	41-1	39	37	9	7	187-8.5
<b>Totals</b>	<b>46-32</b>	<b>1282/27.9</b>	<b>164-432.380</b>		<b>84-246</b>	<b>.341</b>	<b>28-44</b>	<b>.636</b>	<b>128-2.8</b>	<b>78-2</b>	<b>74</b>	<b>80</b>	<b>15</b>	<b>18</b>	<b>440-9.6</b>



# Garrett Temple

Guard • 6-6 • 195 • Junior • 2VL • Baton Rouge, La. • Univeristy HS

# 14

## Top Performances

**Points**  
 Season: 17, twice  
 Career: 18, at Tulane, 12/2/06

**Rebounds**  
 Season: 9, at Alabama, 2/2/08  
 Career: 9, at Alabama, 2/2/08

**Field Goals Made**  
 Season: 6, at Ole Miss, 1/12/08  
 Career: 7, vs. McNeese, 11/29/06

**3 PT FG Made**  
 Season: 4, at Ole Miss, 1/12/08  
 Career: 4, four times

**Free Throws Made**  
 Season: 8, vs. Auburn, 1/16/08  
 Career: 8, twice

**Assists**  
 Season: 7, twice  
 Career: 7, eight times

**Blocks**  
 Season: 3, at Villanova, 12/6/07  
 Career: 4, vs. Auburn, 1/13/07

**Steals**  
 Season: 3, four times  
 Career: 4, twice

**Minutes Played**  
 Season: 40, four times  
 Career: 45, vs. Texas, 12/10/06

## Top Career Scoring Games

1. 18 at Tulane, 12/2/06
2. 17 vs. Auburn, 1/16/08
2. 17 vs. Oklahoma State, 11/19/07
2. 17 vs. Florida, 2/24/07
2. 17 at Oregon State, 12/17/06
2. 17 vs. McNeese State, 11/29/06
7. 16 at Ole Miss, 1/12/08
7. 16 at Mississippi State, 2/3/07
7. 16 vs. Nicholls State, 11/17/06
10. 14 three times

## Junior Season (2007-08)

Career high nine rebounds at Alabama (2/2) ... For the second time this season and eighth time in career, posted seven assists (just one turnover) in the win at Auburn (1/30) ... Also equaled career high in rebounds for the fifth time with eight ... Posted a third consecutive double figure scoring game at Vandy (1/19) ... Made 9-of-16 treys in last five games and had back-to-back double figure scoring games after 17 points vs. Auburn (1/16) ... Point total equaled season high from OSU game in Maui ... Moved back to point guard position and delivered with 16 points, with four treys at Ole Miss (1/12) ... First game at power forward because of injuries at A&M (1/5) ... For second straight game, hit two treys ... Hit two key treys against Tulane (1/2) to keep the Tigers in position late in the game ... Season high rebounds vs. Oregon State (12/21) ... Six assists at Villanova (12/6) ... Had 11 points and career equaling seven assists in loss at Arizona State ... Just one point off his career high with 17 against Oklahoma State (11/19) ... Came off the bench and had nine points in 30 minutes against McNeese (11/14) ... Failed to score in opener (11/12) ... Three points, four blocks in 19 minutes against Belhaven ... Temple did not play on the Canadian trip as he recovered from an ankle injury originally hurt on summer China trip and aggravated during a pickup game.

## Temple's Game-by-Game Statistics

### 2007-08

OPPONENT	MIN	FG	3FG	FT	REB	PF/D	A	TO	BLK	STL	PTS
Southeastern La.	29	0-1	0-1	0-2	1	3-0	1	2	0	0	0
McNeese State	30	3-4	0-1	3-4	2	2-0	2	0	2	1	9
Oklahoma State	34	4-7	3-5	6-6	3	4-0	5	4	1	1	17
Chaminade	35	3-7	1-3	2-4	4	2-0	4	2	1	3	9
Arizona State	40	2-4	1-2	6-6	5	4-0	7	4	1	1	11
Nicholls State	32	0-2	0-2	0-1	3	2-0	2	2	1	3	0
Southern	24	1-2	0-1	1-2	4	3-0	3	1	0	1	3
Villanova	39	2-6	1-4	3-4	3	3-0	6	4	3	3	8
Northwestern St.	31	1-2	0-0	2-2	6	3-0	2	5	1	2	4
Wichita State	31	3-7	0-4	0-0	2	3-0	2	1	1	0	6
Oregon State	40	1-3	0-1	2-2	7	1-0	5	2	2	2	4
Washington	32	0-3	0-1	0-0	3	2-0	5	4	1	0	0
Tulane	33	2-2	2-2	0-0	4	1-0	2	2	0	0	6
Texas A&M	32	3-4	2-2	0-0	3	5-1	2	3	1	0	8
Mississippi St.	37	2-7	0-1	0-0	3	2-0	1	3	1	2	4
-Ole Miss	35	6-11	4-8	0-0	6	3-0	3	1	1	1	16
Auburn	40	4-7	1-3	8-9	5	2-0	4	1	0	1	17
Vanderbilt	37	3-6	0-2	4-5	4	2-0	3	3	2	0	10
Arkansas	25	1-6	0-2	0-0	3	4-0	4	2	0	1	2
Auburn	39	0-4	0-3	1-2	8	3-0	7	1	0	0	1
Alabama	40	2-6	1-2	2-2	9	2-0	5	5	0	3	7
Tennessee	36	1-3	1-3	0-0	1	4-0	2	2	0	1	3
Florida											
Kentucky											
Arkansas											
Ole Miss											
South Carolina											
Georgia											
Alabama											
Mississippi State											

## Garrett Temple's Career Stats

YEAR	GP-GS	MIN/AVG	FG-FGA	PCT.	3FG-FGA	PCT.	FT-FTA	PCT.	REB-AVG	PF-FO	AST	TO	BLK	STL	PTS-AVG.
05-06	36-35	1207/33.5	65-194	.335	27-109	.248	25-37	.676	94-2.6	87-2	99	70	31	38	182-5.1
06-07	32-32	1099/34.3	91-230	.396	35-130	.269	57-70	.814	118-3.7	79-1	138	83	34	52	274-8.6
07-08	22-20	751/34.1	44-104	.423	17-53	.321	40-51	.784	89-4.0	60-1	77	54	19	26	145-6.6
<b>Totals</b>	<b>90-87</b>	<b>3057/34.0</b>	<b>200-528</b>	<b>.379</b>	<b>79-292</b>	<b>.271</b>	<b>122-158</b>	<b>.772</b>	<b>301-3.3</b>	<b>226-4</b>	<b>314</b>	<b>207</b>	<b>84</b>	<b>116</b>	<b>601-6.7</b>



# Garrett Green

Forward • 6-10 • 218 • Freshman • HS • Woodland Hills, Calif. • Taft HS

# 20

## Top Performances

### Points

Season: 6, vs. Oregon St., 12/21/07  
 Career: 6, vs. Oregon St., 12/21/07

### Rebounds

Season: 8, vs. Southern, 11/30/07  
 Career: 8, vs. Southern, 11/30/07

### Field Goals Made

Season: 2, five times  
 Career: 2, five times

### 3 PT FG Made

Season: 1, twice  
 Career: 1, twice

### Free Throws Made

Season: 1, three times  
 Career: 1, three times

### Assists

Season: 1, three times  
 Career: 1, three times

### Blocks

Season: 2, vs. Okla. St., 11/19/07  
 Career: 2, vs. Okla. St., 11/19/07

### Steals

Season: 1, vs. Okla. St., 11/19/07  
 Career: 1, vs. Okla. St., 11/19/07

### Minutes Played

Season: 22, at Texas A&M, 1/5/08  
 Career: 22, at Texas A&M, 1/5/08

## Top Career Scoring Games

1. 6 vs. Oregon State, 12/21/07
2. 4 at Texas A&M, 1/5/07
2. 4 vs. Washington, 12/29/07
2. 4 vs. Southern, 11/30/07
2. 4 vs. Nicholls State, 11/28/07
6. 3 vs. Tennessee, 2/9/08
6. 3 at Vanderbilt, 1/19/08
8. 2 five times

## Freshman Season (2007-08)

Saw his first action since the Arkansas game, hitting his second three-pointer of the year against Tennessee (2/9) ... Made his first career start at Ole Miss (1/12) ... Career night in minutes with 24 against A&M (1/5), scoring four points ... Scored 4 sporting new short hair cut against Washington (12/29) ... Played more minutes (18) at Wichita State, (12/19) Equaled career high in points and upped high in rebounds against Southern (11/30) ... Scored first field goal of career against Chaminade (11/20) ... Played 17 minutes on his first venture onto the court in Maui (11/19) ... Made his only field goal attempt against EA Sports ... Green was 1-of-4 with four points in 12 minutes against Belhaven ... Green did not play in Canada while the coaches were deciding on redshirt possibility for 2007-08.


## Green's Game-by-Game Statistics

### 2007-08

OPPONENT	MIN	FG	3FG	FT	REB	PF/D	A	TO	BLK	STL	PTS
Southeastern La.	DNP										
McNeese State	DNP										
Oklahoma State	17	0-1	0-0	1-2	2	5-1	1	2	2	1	1
Chaminade	14	1-2	0-0	0-0	4	0-0	1	0	0	0	2
Arizona State	7	1-1	0-0	0-0	0	4-0	0	0	0	0	2
Nicholls State	7	2-3	0-0	0-1	5	0-0	0	2	0	0	4
Southern	13	2-2	0-0	0-0	8	2-0	0	0	0	0	4
Villanova	3	0-0	0-0	0-0	0	3-0	0	0	0	0	0
Northwestern St.	11	1-3	0-0	0-0	1	1-0	0	2	0	0	2
Wichita State	18	1-2	0-0	0-0	1	2-0	0	0	1	0	2
Oregon State	16	2-4	1-1	1-2	1	2-0	0	0	0	0	6
Washington	9	2-2	0-0	0-0	2	2-0	0	1	0	0	4
Tulane	10	0-0	0-0	0-0	2	1-0	0	2	0	0	0
Texas A&M	24	2-6	0-0	0-0	4	4-0	1	0	0	0	4
Mississippi St.	12	1-2	0-0	0-0	0	1-0	0	0	0	0	2
Ole Miss	13	1-4	0-1	0-0	1	3-0	0	0	0	0	2
Auburn	5	0-1	0-0	0-0	0	1-0	0	1	0	0	0
Vanderbilt	17	1-4	0-0	1-2	2	4-0	0	0	0	0	3
Arkansas	4	0-0	0-0	0-0	1	1-0	0	0	0	0	0
Auburn	DNP										
Alabama	DNP										
Tennessee	8	1-2	1-1	0-0	1	0-0	0	1	1	0	3
Florida											
Kentucky											
Arkansas											
Ole Miss											
South Carolina											
Georgia											
Alabama											
Mississippi State											

## Garrett Green's Career Stats

YEAR	GP-GS	MIN/AVG	FG-FGA	PCT.	3FG-FGA	PCT.	FT-FTA	PCT.	REB-AVG	PF-FO	AST	TO	BLK	STL	PTS-AVG.
07-08	18-1	208-11.6	18-39	.462	2-3	.667	3-7	.429	35-1.9	36-1	3	11	4	1	41-2.3
<b>Totals</b>	<b>18-1</b>	<b>208-11.6</b>	<b>18-39</b>	<b>.462</b>	<b>2-3</b>	<b>.667</b>	<b>3-7</b>	<b>.429</b>	<b>35-1.9</b>	<b>36-1</b>	<b>3</b>	<b>11</b>	<b>4</b>	<b>1</b>	<b>41-2.3</b>



# Chris Johnson

Center • 6-11 • 205 • Junior • 2VL • Montross, Va. • Laurinburg (NC) Prep

# 21

## Top Performances

**Points**  
 Season: 20, vs. Southern, 11/30/07  
 Career: 20, vs. Southern, 11/30/07

**Rebounds**  
 Season: 11, vs. Chaminade, 11/20/07  
 Career: 11, vs. Chaminade, 11/20/07

**Field Goals Made**  
 Season: 9, vs. Washington, 12/29/07  
 Career: 9, vs. Washington, 12/29/07

**3 PT FG Made**  
 Season: 3, vs. Okla. St., 11/19/07  
 Career: 3, vs. Okla. St., 11/19/07

**Free Throws Made**  
 Season: 6, three times  
 Career: 6, three times

**Assists**  
 Season: 1, five times  
 Career: 1, 12 times

**Blocks**  
 Season: 6, vs. McNeese, 11/14/07  
 Career: 6, vs. McNeese, 11/14/07

**Steals**  
 Season: 3, vs. NW St., 12/15/07  
 Career: 3, vs. NW St., 12/15/07

**Minutes Played**  
 Season: 38, vs. Tennessee, 2/9/08  
 Career: 38, vs. Tennessee, 2/9/08

## Top Career Scoring Games

- 20 vs. Southern, 11/30/07
- 19 vs. Washington, 12/29/07
- 19 vs. Oklahoma State, 11/19/07
- 18 vs. Chaminade, 11/20/07
- 17 vs. Tennessee, 2/9/08
- 16 vs. Northwestern State, 12/15/07
- 16 vs. Nicholls State, 11/28/07
- 13 at Alabama, 2/2/08
- 13 vs. Alabama, 1/31/07
- 11 at Villanova, 12/6/07
- 11 vs. Arizona State, 11/21/07

**Jay Bilas' ESPN.com All-Maui Team, Nov. 21**  
**LSU Athlete of the Week, Nov. 22**

## Junior Season (2007-08)

Best game since return, scoring 17 vs. Tennessee, hitting 8-of-15 shots (career minutes played 38)(2/9) ... Played 27 minutes off the bench at Alabama (2/2) and had his ninth double figure scoring game with 13 ... After two days of contact practice returned at Auburn (1/30) to play 24 minutes, scoring six points, with three rebounds and two blocks ... Suffered broken right hand early in second half against Tulane (1/2) ... Got scoring touch back in first half against Washington scoring 15 of his 19 points (12/29) ... Double figure scoring streak snapped at seven at Wichita (12/19) ... Scored in double figures in seventh straight game with 16 vs. Northwestern State (12/15) ... Made 18 straight free throws over four games before streak snapped on fifth attempt at Villanova (12/6) ... Career scoring night against Southern (11/30), for second straight game made all six free throw attempts ... Fourth straight double figure game against Nicholls State (11/29) ... Averaged 16 points for the three Maui games ... Back-to-back strong games with his first double-double against Chaminade (11/20) ... Had a career day, hitting three treys and scoring 19 points against Oklahoma State (11/19) ... Moved into the starting lineup against McNeese (11/14) with four points and six blocks ... Two points on a dunk in opener (11/12) ... Averaged 8.5 points and 5.0 rebounds in 20 minutes during the two exhibitions ... Johnson had nine points, three assists in 14 minutes in first exhibition ... Johnson averaged 9.3 points per game and 6.3 rebounds with seven blocks in the three-game exhibition tour of Canada

## Johnson's Game-by-Game Statistics 2007-08

OPPONENT	MIN	FG	3FG	FT	REB	PF/D	A	TO	BLK	STL	PTS
Southeastern La.	13	1-4	0-2	0-0	2	0-0	0	0	1	1	2
McNeese State	26	2-4	0-1	0-0	3	3-0	1	2	6	0	4
Oklahoma State	37	8-9	3-4	0-0	5	2-0	1	7	0	0	19
Chaminade	34	8-15	0-1	2-3	11	1-0	1	1	3	1	18
Arizona State	21	4-5	1-1	2-2	5	5-1	1	5	2	1	11
Nicholls State	24	5-7	0-1	6-6	6	2-0	0	3	3	1	16
Southern	26	7-10	0-0	6-6	5	1-0	0	2	2	1	20
Villanova	32	3-5	0-2	5-6	4	2-0	0	3	3	1	11
Northwestern St.	33	6-8	2-2	2-2	2	1-0	1	2	1	3	16
Wichita State	29	2-7	0-0	0-0	7	1-0	0	2	1	0	4
Oregon State	29	3-5	0-0	0-0	3	4-0	1	3	2	2	6
Washington	36	9-12	1-1	0-0	9	3-0	0	1	2	1	19
Tulane	15	1-4	0-1	1-2	1	2-0	0	3	1	1	3
Texas A&M	DNP -- injury										
Mississippi St.	DNP -- injury										
Ole Miss	DNP -- injury										
Auburn	DNP -- injury										
Vanderbilt	DNP -- injury										
Arkansas	DNP -- injury										
Auburn	24	3-9	0-1	0-0	3	1-0	0	1	2	0	6
Alabama	27	3-7	1-3	6-6	4	4-0	0	0	1	0	13
Tennessee	38	8-15	0-4	1-1	8	2-0	1	3	4	1	17
Florida											
Kentucky											
Arkansas											
Ole Miss											
South Carolina											
Georgia											
Alabama											
Mississippi State											

## Chris Johnson's Career Stats

YEAR	GP-GS	MIN/AVG	FG-FGA	PCT.	3FG-FGA	PCT.	FT-FTA	PCT.	REB-AVG	PF-FO	AST	TO	BLK	STL	PTS-AVG.
05-06	10-0	43/4.3	6-18	.333	0-6	.000	1-2	.500	7-0.7	2-0	3	6	3	2	13-1.3
06-07	18-2	122/6.8	24-43	.558	3-6	.500	7-11	.636	29-1.6	19-0	3	8	12	2	58-3.2
07-08	16-13	444/27.8	73-126	.579	8-24	.333	31-34	.912	78-4.9	34-1	7	38	34	14	185-11.6
<b>Totals</b>	<b>44-15</b>	<b>609/13.8</b>	<b>103-187</b>	<b>.551</b>	<b>11-36</b>	<b>.306</b>	<b>39-47</b>	<b>.830</b>	<b>114-2.6</b>	<b>55-1</b>	<b>13</b>	<b>52</b>	<b>49</b>	<b>18</b>	<b>256-5.8</b>



# Alex Farrer

Guard • 6-5 • 200 • Sophomore • 1VL • Phoenix, Ariz. • St. Mary's HS

# 30

## Top Performances

### Points

Season: 11, vs. Arkansas, 1/26/08  
 Career: 11, vs. Arkansas, 1/26/08

### Rebounds

Season: 5, vs. Auburn, 1/16/08  
 Career: 5, vs. Auburn, 1/16/08

### Field Goals Made

Season: 4, at Auburn, 1/16/08  
 Career: 4, at Auburn, 1/16/08

### 3 PT FG Made

Season: 1, five times  
 Career: 1, nine times

### Free Throws Made

Season: 2, vs. Oregon St., 12/21/07  
 Career: 2, three times

### Assists

Season: 3, vs. Auburn, 1/16/08  
 Career: 3, vs. Auburn, 1/16/08

### Blocks

Season:  
 Career:

### Steals

Season: 4, vs. Tennessee, 2/9/08  
 Career: 4, vs. Tennessee, 2/9/08

### Minutes Played

Season: 34, vs. Auburn, 1/16/08  
 Career: 34, vs. Auburn, 1/16/08

## Top Career Scoring Games

1. 11 vs. Arkansas, 1/26/08
2. 8 vs. Auburn, 1/16/08
3. 7 at Vanderbilt, 1/19/08
4. 5 at Texas A&M, 1/5/07
4. 5 vs. McNeese State, 11/29/06
4. 5 vs. Nicholls State, 11/17/06
7. 4 vs. Arizona State, 11/21/07
8. 3 at Alabama, 2/2/08
8. 3 vs. South Carolina, 3/3/07
8. 3 at Kentucky, 2/20/07

## Sophomore Season (2007-08)

Returned to starting lineup at Auburn (1/30) ... Came off the bench to play 22 minutes with a career scoring high of 11 points vs. Arkansas (1/26) ... Second start at Vandy, played 20 minutes with seven points ... Made his first career start, had career high eight points, three assists in 34 minutes against Auburn (1/16) ... Played 18 minutes and was in the game at crunch time at Ole Miss (1/12) ... Posted points for the fourth time at Wichita (12/19) ... Came in for first time in Chaminade game (11/20), took a blow to the nose, came down and got an assist before going to the bench for treatment ... Farr failed to score in either exhibition contest ... Started one game in Canada, averaged 4.3 points per game and hit three treys.

## Farrer's Game-by-Game Statistics

### 2007-08

OPPONENT	MIN	FG	3FG	FT	REB	PF/D	A	TO	BLK	STL	PTS
Southeastern La.	DNP										
McNeese State	DNP										
Oklahoma State	DNP										
Chaminade	0+	0-0	0-0	0-0	0	0-0	1	0	0	0	0
Arizona State	22	1-2	1-1	1-2	1	1-0	2	1	0	0	4
Nicholls State	8	0-0	0-0	1-2	1	1-0	1	2	0	0	1
Southern	2	0-0	0-0	0-0	0	0-0	0	0	0	0	0
Villanova	DNP										
Northwestern St.	8	0-0	0-0	1-2	2	0-0	0	1	0	0	1
Wichita State	9	1-1	0-0	0-0	0	0-0	1	0	0	0	2
Oregon State	7	0-0	0-0	2-2	2	0-0	1	0	0	0	2
Washington	4	0-0	0-0	0-2	0	0-0	0	0	0	0	0
Tulane	2	0-1	0-1	0-0	0	0-0	0	0	0	0	0
Texas A&M	20	2-6	1-3	0-0	1	3-0	1	1	0	2	5
Mississippi St.	15	0-4	0-2	0-0	4	1-0	1	1	0	0	0
Ole Miss	18	0-0	0-0	1-2	0	3-0	1	1	0	2	1
Auburn	34	4-7	0-3	0-0	5	1-0	3	1	0	0	8
Vanderbilt	20	3-5	1-3	0-0	1	4-0	0	2	0	1	20
Arkansas	22	5-10	1-4	0-0	3	2-0	2	3	0	1	11
Auburn	20	1-2	0-1	0-0	1	2-0	2	1	0	0	2
Alabama	24	1-3	1-1	0-0	1	2-0	0	0	0	0	3
Tennessee	23	1-2	0-0	0-0	3	2-0	1	3	0	4	2
Florida											
Kentucky											
Arkansas											
Ole Miss											
South Carolina											
Georgia											
Alabama											
Mississippi State											

## Alex Farrer's Career Stats

YEAR	GP-GS	MIN/AVG	FG-FGA	PCT.	3FG-FGA	PCT.	FT-FTA	PCT.	REB.-AVG	PF-FO	AST	TO	BLK	STL	PTS-AVG.
06-07	14-0	86/6.1	5-23	.217	4-20	.200	4-6	.667	14-1.0	7-0	6	5	2	0	18-1.3
07-08	18-5	267/14.8	19-44	.432	5-20	.250	6-12	.500	27-1.5	23-0	17	18	0	10	49-2.7
<b>Totals</b>	<b>32-5</b>	<b>353-11.0</b>	<b>24-67</b>	<b>.358</b>	<b>9-40</b>	<b>.225</b>	<b>10-18</b>	<b>.556</b>	<b>41-1.3</b>	<b>30-0</b>	<b>23</b>	<b>23</b>	<b>2</b>	<b>10</b>	<b>67-2.1</b>



# Quintin Thornton

Forward • 6-8 • 230 • Junior • JC • Orlando, Fla. • Odessa College

# 32

### Top Performances

Season: 7, at Ole Miss, 1/12/08  
 Career: 7, at Ole Miss, 1/12/08

### Rebounds

Season: 9, vs. Arkansas, 1/29/08  
 Career: 9, vs. Arkansas, 1/29/08

### Field Goals Made

Season: 3, at Ole Miss, 1/12/08  
 Career: 3, at Ole Miss, 1/12/08

### 3 PT FG Made

Season:  
 Career:

### Free Throws Made

Season: 2, at Auburn, 1/30/08  
 Career: 2, at Auburn, 1/30/08

### Assists

Season: 3, at Auburn, 1/30/08  
 Career: 3, at Auburn, 1/30/08

### Blocks

Season: 1, twice  
 Career: 1, twice

### Steals

Season: 1, at Ole Miss, 1/12/08  
 Career: 1, at Ole Miss, 1/12/08

### Minutes Played

Season: 36, vs. Arkansas, 1/26/08  
 Career: 36, vs. Arkansas, 1/26/08

### Top Career Scoring Games

- 7 at Ole Miss, 1/12/08
- 4 at Vanderbilt, 1/19/08
- 2 at Alabama, 2/2/08
- 2 at Auburn, 1/30/08
- 2 vs. Arkansas, 1/26/08
- 1 vs. Auburn, 1/16/08

### Junior Season (2007-08)

Started five games against Auburn (1/16), at Vanderbilt (1/19), Arkansas (1/26), at Auburn (1/30) and at Alabama (2/2) ... Showed the potential the coaches saw in Canada in his first extensive minutes, scoring 7 points with 8 boards in 27 minutes at nationally-ranked Ole Miss (1/12) ... Returned to practice Jan. 8, played for first time at LSU on Jan. 9 ... Injured early in practice, needing surgery on right pectoral muscle ... Possibly a medical redshirt ... Averaged 12.7 minutes a game and 2.7 points and 4.0 rebounds in Canadian tour.

### Thornton's Game-by-Game Statistics

#### 2007-08

OPPONENT	MIN	FG	3FG	FT	REB	PF/D	A	TO	BLK	STL	PTS
Southeastern La.	DNP-Injury										
McNeese State	DNP-Injury										
Oklahoma State	DNP-Injury										
Chaminade	DNP-injury										
Arizona State	DNP-injury										
Nicholls State	DNP-injury										
Southern	DNP-injury										
Villanova	DNP-injury										
Northwestern St.	DNP-injury										
Wichita State	DNP-injury										
Oregon State	DNP-injury										
Washington	DNP-injury										
Tulane	DNP-injury										
Texas A&M	DNP-injury										
Mississippi St.	3	0-0	0-0	0-0	0	1-0	0	0	0	0	0
Ole Miss	27	3-4	0-0	1-2	8	4-0	2	1	0	1	7
Auburn	30	0-0	0-0	1-2	2	4-0	0	2	0	0	1
Vanderbilt	19	2-2	0-0	0-0	0	4-0	0	0	0	0	4
Arkansas	36	1-3	0-0	0-0	9	4-0	1	0	0	0	2
Auburn	20	0-0	0-0	2-2	0	2-0	3	1	1	0	2
Alabama	9	1-1	0-0	0-0	1	2-0	0	0	0	0	2
Tennessee	4	0-0	0-0	0-0	1	1-0	0	1	1	0	0
Florida											
Kentucky											
Arkansas											
Ole Miss											
South Carolina											
Georgia											
Alabama											
Mississippi State											

### Quintin Thornton's Career Stats

YEAR	GP-GS	MIN/AVG	FG-FGA	PCT.	3FG-FGA	PCT.	FT-FTA	PCT.	REB.-AVG	PF-FO	AST	TO	BLK	STL	PTS-AVG.
07-08	8-5	148-18.5	7-10	.700	0-0	.000	4-6	.667	21-2.6	22-0	6	5	2	1	18-2.3
<b>Totals</b>	<b>8-5</b>	<b>148-18.5</b>	<b>7-10</b>	<b>.700</b>	<b>0-0</b>	<b>.000</b>	<b>4-6</b>	<b>.667</b>	<b>21-2.6</b>	<b>22-0</b>	<b>6</b>	<b>5</b>	<b>2</b>	<b>1</b>	<b>18-2.3</b>

**LSU Season Schedule/Results & Leaders (as of Feb 09, 2008)**  
**All games**

<b>RECORD:</b>	<b>OVERALL</b>	<b>HOME</b>	<b>AWAY</b>	<b>NEUTRAL</b>
<b>ALL GAMES.....</b>	<b>(8-14)</b>	<b>(6-5)</b>	<b>(1-7)</b>	<b>(1-2)</b>
<b>CONFERENCE.....</b>	<b>(1-7)</b>	<b>(0-4)</b>	<b>(1-3)</b>	<b>(0-0)</b>
<b>NON-CONFERENCE.....</b>	<b>(7-7)</b>	<b>(6-1)</b>	<b>(0-4)</b>	<b>(1-2)</b>

DATE	TIME	OPPONENT		SCORE	ATTEND	HIGH POINTS	HIGH REBOUNDS
11/12/07	7:00 pm	SOUTHEASTERN LOUISIANA	W	72-62	8171	(27)Thornton, Marcus	(13)Randolph, Anthony
11/14/07	7:00 pm	MCNEESE STATE	W	78-74	7891	(24)Thornton, Marcus	(14)Mitchell, Tasmin
11-19-07	12 p.m.	& vs OKLAHOMA STATE		77-83	L 2500	(20)Thornton, Marcus	(6)Martin, Terry
11-20-07	8:30 a.m.	& vs CHAMINADE	W	78-72	2500	(21)Randolph, Anthony	(11)Johnson, Chris
11-21-07	9 a.m.	& vs ARIZONA STATE		84-87	LOT 2500	(21)Randolph, Anthony	(12)Thornton, Marcus
11/28/07	7:00 pm	NICHOLLS STATE	W	68-41	7704	(24)Thornton, Marcus	(7)Randolph, Anthony
11/30/07	7:00 pm	SOUTHERN UNIVERSITY	W	88-45	7719	(24)Randolph, Anthony	(11)Randolph, Anthony
12/06/07	9:30 PM	# at Villanova		67-68	L 9212	(15)Thornton, Marcus	(13)Thornton, Marcus
12/15/07	7:00 pm	NORTHWESTERN STATE	W	82-58	7809	(22)Thornton, Marcus	(8)Randolph, Anthony
12-19-07	7:07 pm	at Wichita St.		47-67	L 10478	(12)Thornton, Marcus	(11)Thornton, Marcus
12/22/07	2:00 pm	OREGON STATE	W	67-61	7713	(20)Thornton, Marcus	(9)Randolph, Anthony
12/29/07	2:00 pm	WASHINGTON		65-73	L 8947	(19)Johnson, Chris	(9)Randolph, Anthony
							(9)Johnson, Chris
01/02/08	8 p.m.	at Tulane		63-68	L 3690	(19)Martin, Terry	(9)Randolph, Anthony
01/05/08	7 p.m.	at Texas A&M		53-79	L 12255	(16)Randolph, Anthony	(7)Randolph, Anthony
							(7)Thornton, Marcus
01/09/08	7:00 PM	* MISSISSIPPI STATE		39-61	L 7843	(12)Thornton, Marcus	(9)Randolph, Anthony
01-12-08	5:00 pm	* at Ole Miss		71-74	L 9328	(25)Thornton, Marcus	(11)Randolph, Anthony
01/16/08	7:00 pm	* AUBURN		67-74	L 9746	(27)Thornton, Marcus	(6)Thornton, Marcus
1/19/08	12 p.m.	* at Vanderbilt		76-92	L 13797	(27)Thornton, Marcus	(19)Randolph, Anthony
01/26/08	8:00 pm	* ARKANSAS		52-68	L 8860	(20)Thornton, Marcus	(9)Thornton, Quintin
01-30-08	7:00 p.m.	* at Auburn	W	81-80	5749	(38)Thornton, Marcus	(8)Temple, Garrett
02/02/08	2:00PM CST	* at University of Alabama		72-81	L 15316	(22)Thornton, Marcus	(12)Randolph, Anthony
02/09/08	2:00 pm	* TENNESSEE		45-47	L 10165	(17)Johnson, Chris	(8)Randolph, Anthony
							(8)Johnson, Chris

\* SEC Games  
 & EA Sports Maui Invitational  
 # Pizza Hut Big East/SEC Invitational

ATTENDANCE SUMMARY	GAMES	TOTALS	AVG/GAME
HOME.....	11	92568	8415
AWAY.....	8	79825	9978
NEUTRAL.....	3	7500	2500
TOTAL.....	22	179893	8177

LSU Combined Team Statistics (as of Feb 09, 2008)  
All games

<b>RECORD:</b>	<b>OVERALL</b>	<b>HOME</b>	<b>AWAY</b>	<b>NEUTRAL</b>
<b>ALL GAMES</b> .....	<b>(8-14)</b>	<b>(6-5)</b>	<b>(1-7)</b>	<b>(1-2)</b>
<b>CONFERENCE</b> .....	<b>(1-7)</b>	<b>(0-4)</b>	<b>(1-3)</b>	<b>(0-0)</b>
<b>NON-CONFERENCE</b> .....	<b>(7-7)</b>	<b>(6-1)</b>	<b>(0-4)</b>	<b>(1-2)</b>

## Player	GP-GS	Min--Avg	---TOTAL---		---3-PTS---		FT-FTA	Pct	----REBOUNDS----				PF	FO	A	TO	Blk	Stl	Pts	Avg
			FG-FGA	Pct	3FG-FGA	Pct			Off	Def	Tot	Avg								
05 Thornton, Marcus...	22-22	753 34.2	148-352	.420	62-173	.358	70-84	.833	49	81	130	5.9	52	0	29	52	7	31	428	19.5
03 Randolph, Anthony..	22-22	696 31.6	115-255	.451	2-16	.125	70-104	.673	57	131	188	8.5	59	1	31	61	53	26	302	13.7
21 Johnson, Chris.....	16-13	444 27.8	73-126	.579	8-24	.333	31-34	.912	26	52	78	4.9	34	1	7	38	34	14	185	11.6
13 Martin, Terry.....	22-16	581 26.4	71-205	.346	32-112	.286	13-18	.722	14	47	61	2.8	41	1	39	37	9	7	187	8.5
01 Mitchell, Tasmin...	3-3	66 22.0	7-21	.333	0-5	.000	8-10	.800	5	12	17	5.7	8	0	6	9	1	7	22	7.3
14 Temple, Garrett....	22-20	751 34.1	44-104	.423	17-53	.321	40-51	.784	21	68	89	4.0	60	1	77	54	19	26	145	6.6
11 Spencer, Bo.....	22-3	385 17.5	29-84	.345	17-54	.315	16-22	.727	8	23	31	1.4	24	0	35	26	1	12	91	4.1
02 Mason, Dameon.....	7-0	120 17.1	9-28	.321	0-0	.000	4-11	.364	5	16	21	3.0	13	0	5	5	4	5	22	3.1
30 Farrer, Alex.....	18-5	267 14.8	19-44	.432	5-20	.250	6-12	.500	8	19	27	1.5	23	0	17	18	0	10	49	2.7
20 Green, Garrett.....	18-1	208 11.6	18-39	.462	2-3	.667	3-7	.429	13	22	35	1.9	36	1	3	11	4	1	41	2.3
32 Thornton, Quintin..	8-5	148 18.5	7-10	.700	0-0	.000	4-6	.667	6	15	21	2.6	22	0	6	5	2	1	18	2.3
10 Terrebonne, Greg...	3-0	6 2.0	1-3	.333	0-0	.000	0-0	.000	0	0	0	0.0	0	0	2	1	0	0	2	0.7
TEAM.....									30	48	78	3.5	2		2					
Total.....	22	4425	541-1271	.426	145-460	.315	265-359	.738	242	534	776	35.3	374	5	257	319	134	140	1492	67.8
Opponents.....	22	4425	554-1319	.420	145-421	.344	262-392	.668	303	534	837	38.0	363	6	267	308	78	160	1515	68.9

TEAM STATISTICS	LS	OPP	DATE	OPPONENT	W/L	SCORE	ATTEND
SCORING.....	1492	1515	11/12/07	SOUTHEASTERN LOUISIANA	W	72-62	8171
Points per game.....	67.8	68.9	11/14/07	MCNEESE STATE	W	78-74	7891
Scoring margin.....	-1.0	-	&11-19-07	vs OKLAHOMA STATE	L	77-83	2500
FIELD GOALS-ATT.....	541-1271	554-1319	&11-20-07	vs CHAMINADE	W	78-72	2500
Field goal pct.....	.426	.420	&11-21-07	vs ARIZONA STATE	LOT	84-87	2500
3 POINT FG-ATT.....	145-460	145-421	11/28/07	NICHOLLS STATE	W	68-41	7704
3-point FG pct.....	.315	.344	11/30/07	SOUTHERN UNIVERSITY	W	88-45	7719
3-pt FG made per game..	6.6	6.6	#12/06/07	at Villanova	L	67-68	9212
FREE THROWS-ATT.....	265-359	262-392	12/15/07	NORTHWESTERN STATE	W	82-58	7809
Free throw pct.....	.738	.668	12-19-07	at Wichita St.	L	47-67	10478
REBOUNDS.....	776	837	12/22/07	OREGON STATE	W	67-61	7713
Rebounds per game.....	35.3	38.0	12/29/07	WASHINGTON	L	65-73	8947
Rebounding margin.....	-2.8	-	01/02/08	at Tulane	L	63-68	3690
ASSISTS.....	257	267	01/05/08	at Texas A&M	L	53-79	12255
Assists per game.....	11.7	12.1	*01/09/08	MISSISSIPPI STATE	L	39-61	7843
TURNOVERS.....	319	308	*01-12-08	at Ole Miss	L	71-74	9328
Turnovers per game.....	14.5	14.0	*01/16/08	AUBURN	L	67-74	9746
Turnover margin.....	-0.5	-	*1/19/08	at Vanderbilt	L	76-92	13797
Assist/turnover ratio..	0.8	0.9	*01/26/08	ARKANSAS	L	52-68	8860
STEALS.....	140	160	*01-30-08	at Auburn	W	81-80	5749
Steals per game.....	6.4	7.3	*02/02/08	at University of Alabama	L	72-81	15316
BLOCKS.....	134	78	*02/09/08	TENNESSEE	L	45-47	10165
Blocks per game.....	6.1	3.5	* SEC Games				
WINNING STREAK.....	0	-	& EA Sports Maui Invitational				
Home win streak.....	0	-	# Pizza Hut Big East/SEC Invitational				
ATTENDANCE.....	92568	87325					
Home games-Avg/Game....	11-8415	8-9978					
Neutral site-Avg/Game..	-	3-2500					

SCORE BY PERIODS:	1st	2nd	OT	Total
LSU.....	692	794	6	1492
Opponents.....	725	781	9	1515



LSU Combined Team Statistics (as of Feb 09, 2008)  
Conference games

<b>RECORD:</b>	<b>OVERALL</b>	<b>HOME</b>	<b>AWAY</b>	<b>NEUTRAL</b>
<b>ALL GAMES.....</b>	<b>(1-7)</b>	<b>(0-4)</b>	<b>(1-3)</b>	<b>(0-0)</b>
<b>CONFERENCE.....</b>	<b>(1-7)</b>	<b>(0-4)</b>	<b>(1-3)</b>	<b>(0-0)</b>
<b>NON-CONFERENCE.....</b>	<b>(0-0)</b>	<b>(0-0)</b>	<b>(0-0)</b>	<b>(0-0)</b>

## Player	GP-GS	Min--Avg	---TOTAL---		---3-PTS---		FT-FTA	Pct	---REBOUNDS---				PF	FO	A	TO	Blk	Stl	Pts	Avg
			FG-FGA	Pct	3FG-FGA	Pct			Off	Def	Tot	Avg								
05 Thornton, Marcus...	8-8	283 35.4	62-148	.419	31-77	.403	28-34	.824	17	27	44	5.5	19	0	6	23	1	9	183	22.9
03 Randolph, Anthony..	8-8	269 33.6	43-101	.426	0-2	.000	22-33	.667	27	51	78	9.8	21	0	12	29	15	4	108	13.5
21 Johnson, Chris.....	3-1	89 29.7	14-31	.452	1-8	.125	7-7	1.000	8	7	15	5.0	7	0	1	4	7	1	36	12.0
14 Temple, Garrett....	8-8	289 36.1	19-50	.380	7-24	.292	15-18	.833	13	26	39	4.9	22	0	29	18	4	9	60	7.5
02 Mason, Dameron.....	1-0	29 29.0	3-9	.333	0-0	.000	1-2	.500	1	2	3	3.0	3	0	0	2	1	3	7	7.0
13 Martin, Terry.....	8-2	185 23.1	15-57	.263	5-33	.152	5-6	.833	4	10	14	1.8	15	1	11	8	1	2	40	5.0
30 Farrer, Alex.....	8-5	176 22.0	15-33	.455	3-14	.214	1-2	.500	6	12	18	2.3	17	0	10	12	0	8	34	4.3
32 Thornton, Quintin..	8-5	148 18.5	7-10	.700	0-0	.000	4-6	.667	6	15	21	2.6	22	0	6	5	2	1	18	2.3
20 Green, Garrett.....	6-1	59 9.8	4-13	.308	1-2	.500	1-2	.500	4	1	5	0.8	10	0	0	2	1	0	10	1.7
11 Spencer, Bo.....	8-2	73 9.1	3-19	.158	0-10	.000	1-2	.500	2	6	8	1.0	3	0	2	2	0	4	7	0.9
TEAM.....									13	21	34	4.3	1		1					
Total.....	8	1600	185-471	.393	48-170	.282	85-112	.759	101	178	279	34.9	140	1	77	106	32	41	503	62.9
Opponents.....	8	1600	211-456	.463	62-155	.400	93-144	.646	97	195	292	36.5	124	0	106	100	35	54	577	72.1

TEAM STATISTICS	LS	OPP	DATE	OPPONENT	W/L	SCORE	ATTEND
SCORING.....	503	577	*01/09/08	MISSISSIPPI STATE	L	39-61	7843
Points per game.....	62.9	72.1	*01-12-08	at Ole Miss	L	71-74	9328
Scoring margin.....	-9.2	-	*01/16/08	AUBURN	L	67-74	9746
FIELD GOALS-ATT.....	185-471	211-456	*1/19/08	at Vanderbilt	L	76-92	13797
Field goal pct.....	.393	.463	*01/26/08	ARKANSAS	L	52-68	8860
3 POINT FG-ATT.....	48-170	62-155	*01-30-08	at Auburn	W	81-80	5749
3-point FG pct.....	.282	.400	*02/02/08	at University of Alabama	L	72-81	15316
3-pt FG made per game..	6.0	7.8	*02/09/08	TENNESSEE	L	45-47	10165
FREE THROWS-ATT.....	85-112	93-144	* SEC Games				
Free throw pct.....	.759	.646	& EA Sports Maui Invitational				
REBOUNDS.....	279	292	# Pizza Hut Big East/SEC Invitational				
Rebounds per game.....	34.9	36.5					
Rebounding margin.....	-1.6	-					
ASSISTS.....	77	106					
Assists per game.....	9.6	13.3					
TURNOVERS.....	106	100					
Turnovers per game....	13.3	12.5					
Turnover margin.....	-0.7	-					
Assist/turnover ratio..	0.7	1.1					
STEALS.....	41	54					
Steals per game.....	5.1	6.8					
BLOCKS.....	32	35					
Blocks per game.....	4.0	4.4					
WINNING STREAK.....	0	-					
Home win streak.....	0	-					
ATTENDANCE.....	36614	44190					
Home games-Avg/Game....	4-9154	4-11048					
Neutral site-Avg/Game..	-	0-0					

SCORE BY PERIODS:	1st	2nd	Total
LSU.....	235	268	503
Opponents.....	290	287	577

LSU Category Leaders (as of Feb 09, 2008)  
All games

FG PERCENTAGE	FG ATT	Pct
Thornton, Quintin...	7 10	.700
Johnson, Chris.....	73 126	.579
Green, Garrett.....	18 39	.462
Randolph, Anthony...	115 255	.451
Farrer, Alex.....	19 44	.432
Temple, Garrett.....	44 104	.423
Thornton, Marcus....	148 352	.420
Martin, Terry.....	71 205	.346
Spencer, Bo.....	29 84	.345
Terrebonne, Greg....	1 3	.333
Mitchell, Tasmin....	7 21	.333
Mason, Dameon.....	9 28	.321

3-POINT PERCENTAGE	3FG ATT	Pct
Green, Garrett.....	2 3	.667
Thornton, Marcus....	62 173	.358
Johnson, Chris.....	8 24	.333
Temple, Garrett.....	17 53	.321
Spencer, Bo.....	17 54	.315
Martin, Terry.....	32 112	.286
Farrer, Alex.....	5 20	.250
Randolph, Anthony...	2 16	.125
Mitchell, Tasmin....	0 5	.000

FT PERCENTAGE	FT ATT	Pct
Johnson, Chris.....	31 34	.912
Thornton, Marcus....	70 84	.833
Mitchell, Tasmin....	8 10	.800
Temple, Garrett.....	40 51	.784
Spencer, Bo.....	16 22	.727
Martin, Terry.....	13 18	.722
Randolph, Anthony...	70 104	.673
Thornton, Quintin...	4 6	.667
Farrer, Alex.....	6 12	.500
Green, Garrett.....	3 7	.429
Mason, Dameon.....	4 11	.364

POINTS	G	Pts	Pts/G
Thornton, Marcus....	22	428	19.5
Randolph, Anthony...	22	302	13.7
Martin, Terry.....	22	187	8.5
Johnson, Chris.....	16	185	11.6
Temple, Garrett.....	22	145	6.6
Spencer, Bo.....	22	91	4.1
Farrer, Alex.....	18	49	2.7
Green, Garrett.....	18	41	2.3
Mason, Dameon.....	7	22	3.1
Mitchell, Tasmin....	3	22	7.3
Thornton, Quintin...	8	18	2.3
Terrebonne, Greg....	3	2	0.7

FIELD GOAL ATTEMPTS	G	Att	Att/G
Thornton, Marcus....	22	352	16.0
Randolph, Anthony...	22	255	11.6
Martin, Terry.....	22	205	9.3
Johnson, Chris.....	16	126	7.9
Temple, Garrett.....	22	104	4.7

FIELD GOALS MADE	G	Made	Made/G
Thornton, Marcus....	22	148	6.7
Randolph, Anthony...	22	115	5.2
Johnson, Chris.....	16	73	4.6
Martin, Terry.....	22	71	3.2
Temple, Garrett.....	22	44	2.0

3-POINT FG ATTEMPTS	G	Att	Att/G
Thornton, Marcus....	22	173	7.9
Martin, Terry.....	22	112	5.1
Spencer, Bo.....	22	54	2.5
Temple, Garrett.....	22	53	2.4
Johnson, Chris.....	16	24	1.5

3-POINT FGS MADE	G	Made	Made/G
Thornton, Marcus....	22	62	2.8
Martin, Terry.....	22	32	1.5
Spencer, Bo.....	22	17	0.8
Temple, Garrett.....	22	17	0.8
Johnson, Chris.....	16	8	0.5

FREE THROW ATTEMPTS	G	Att	Att/G
Randolph, Anthony...	22	104	4.7
Thornton, Marcus....	22	84	3.8
Temple, Garrett.....	22	51	2.3
Johnson, Chris.....	16	34	2.1
Spencer, Bo.....	22	22	1.0

FREE THROWS MADE	G	Made	Made/G
Thornton, Marcus....	22	70	3.2
Randolph, Anthony...	22	70	3.2
Temple, Garrett.....	22	40	1.8
Johnson, Chris.....	16	31	1.9
Spencer, Bo.....	22	16	0.7

SCORING AVERAGE	G	Pts	Avg/G
Thornton, Marcus....	22	428	19.5
Randolph, Anthony...	22	302	13.7
Johnson, Chris.....	16	185	11.6
Martin, Terry.....	22	187	8.5
Mitchell, Tasmin....	3	22	7.3
Temple, Garrett.....	22	145	6.6
Spencer, Bo.....	22	91	4.1
Mason, Dameon.....	7	22	3.1
Farrer, Alex.....	18	49	2.7
Green, Garrett.....	18	41	2.3
Thornton, Quintin...	8	18	2.3
Terrebonne, Greg....	3	2	0.7

LSU Category Leaders (as of Feb 09, 2008)  
All games

REBOUNDS	G	Reb	Reb/G
Randolph, Anthony...	22	188	8.5
Thornton, Marcus....	22	130	5.9
Temple, Garrett.....	22	89	4.0
Johnson, Chris.....	16	78	4.9
Martin, Terry.....	22	61	2.8

REBOUND AVERAGE	G	Reb	Avg/G
Randolph, Anthony...	22	188	8.5
Thornton, Marcus....	22	130	5.9
Mitchell, Tasmin....	3	17	5.7
Johnson, Chris.....	16	78	4.9
Temple, Garrett.....	22	89	4.0

OFFENSIVE REBOUNDS	G	No.	Avg/G
Randolph, Anthony...	22	57	2.6
Thornton, Marcus....	22	49	2.2
Johnson, Chris.....	16	26	1.6
Temple, Garrett.....	22	21	1.0
Martin, Terry.....	22	14	0.6

DEFENSIVE REBOUNDS	G	No.	Avg/G
Randolph, Anthony...	22	131	6.0
Thornton, Marcus....	22	81	3.7
Temple, Garrett.....	22	68	3.1
Johnson, Chris.....	16	52	3.3
Martin, Terry.....	22	47	2.1

FOULS	G	No.	Per/G
Temple, Garrett.....	22	60	2.7
Randolph, Anthony...	22	59	2.7
Thornton, Marcus....	22	52	2.4
Martin, Terry.....	22	41	1.9
Green, Garrett.....	18	36	2.0

FOULOUTS	G	No.
Randolph, Anthony...	22	1
Temple, Garrett.....	22	1
Johnson, Chris.....	16	1
Green, Garrett.....	18	1
Martin, Terry.....	22	1

ASSISTS	G	No.	A/G
Temple, Garrett.....	22	77	3.5
Martin, Terry.....	22	39	1.8
Spencer, Bo.....	22	35	1.6
Randolph, Anthony...	22	31	1.4
Thornton, Marcus....	22	29	1.3

STEALS	G	No.	S/G
Thornton, Marcus....	22	31	1.4
Randolph, Anthony...	22	26	1.2
Temple, Garrett.....	22	26	1.2
Johnson, Chris.....	16	14	0.9
Spencer, Bo.....	22	12	0.5

BLOCKED SHOTS	G	No.	Blk/G
Randolph, Anthony...	22	53	2.4
Johnson, Chris.....	16	34	2.1
Temple, Garrett.....	22	19	0.9
Martin, Terry.....	22	9	0.4
Thornton, Marcus....	22	7	0.3

MINUTES	G	No.	Min/G
Thornton, Marcus....	22	753	34.2
Temple, Garrett.....	22	751	34.1
Randolph, Anthony...	22	696	31.6
Martin, Terry.....	22	581	26.4
Johnson, Chris.....	16	444	27.8

TURNOVERS	G	No.	TO/G
Randolph, Anthony...	22	61	2.8
Temple, Garrett.....	22	54	2.5
Thornton, Marcus....	22	52	2.4
Johnson, Chris.....	16	38	2.4
Martin, Terry.....	22	37	1.7

**LSU Team Game-by-Game (as of Feb 09, 2008)**  
**All games**

TEAM STATISTICS

Opponent	Date	Score	W/L	---TOTAL---		--3-PTRS--		FT-FTA		----REBOUNDS----				PF	A	TO	Blk	Stl	Pts---Avg	
				FG-FGA	Pct	3FG-FGA	Pct	Pct	Off	Def	Tot	Avg								
SOUTHEASTERN LOUISIAN	11/12/07	72-62	W	26-51	.510	6-16	.375	14-20	.700	3	26	29	29.0	15	13	14	8	11	72	72.0
MCNEESE STATE	11/14/07	78-74	W	27-56	.482	3-18	.167	21-29	.724	12	26	38	33.5	11	13	14	11	9	78	75.0
vs OKLAHOMA STATE	11-19-07	77-83	L	25-53	.472	11-25	.440	16-18	.889	9	22	31	32.7	25	14	26	7	5	77	75.7
vs CHAMINADE	11-20-07	78-72	W	32-68	.471	7-21	.333	7-14	.500	14	27	41	34.8	13	12	11	11	8	78	76.2
vs ARIZONA STATE	11-21-07	84-87	Lot	29-62	.468	12-33	.364	14-16	.875	13	24	37	35.2	25	18	20	5	4	84	77.8
NICHOLLS STATE	11/28/07	68-41	W	25-48	.521	7-20	.350	11-15	.733	13	26	39	35.8	13	10	21	9	7	68	76.2
SOUTHERN UNIVERSITY	11/30/07	88-45	W	35-65	.538	7-19	.368	11-15	.733	14	37	51	38.0	16	18	12	7	8	88	77.9
at Villanova	12/06/07	67-68	L	22-52	.423	7-23	.304	16-25	.640	9	30	39	38.1	23	14	16	14	7	67	76.5
NORTHWESTERN STATE	12/15/07	82-58	W	25-53	.472	9-20	.450	23-30	.767	5	29	34	37.7	10	17	17	7	12	82	77.1
at Wichita St.	12-19-07	47-67	L	18-58	.310	4-21	.190	7-9	.778	9	22	31	37.0	13	6	11	5	5	47	74.1
OREGON STATE	12/22/07	67-61	W	20-57	.351	10-23	.435	17-22	.773	9	24	33	36.6	15	15	10	6	8	67	73.5
WASHINGTON	12/29/07	65-73	L	26-58	.448	3-13	.231	10-12	.833	9	24	33	36.3	18	9	18	4	7	65	72.8
at Tulane	01/02/08	63-68	L	23-57	.404	8-23	.348	9-14	.643	13	17	30	35.8	17	12	12	5	5	63	72.0
at Texas A&M	01/05/08	53-79	L	23-62	.371	3-15	.200	4-8	.500	9	22	31	35.5	20	9	11	3	3	53	70.6
MISSISSIPPI STATE	01/09/08	39-61	L	14-66	.212	2-17	.118	9-13	.692	17	19	36	35.5	14	4	9	4	6	39	68.5
at Ole Miss	01-12-08	71-74	L	28-61	.459	8-23	.348	7-15	.467	11	24	35	35.5	18	11	8	4	6	71	68.7
AUBURN	01/16/08	67-74	L	23-48	.479	7-24	.292	14-19	.737	7	22	29	35.1	19	12	15	0	6	67	68.6
at Vanderbilt	1/19/08	76-92	L	28-59	.475	4-13	.308	16-19	.842	13	25	38	35.3	22	8	17	3	3	76	69.0
ARKANSAS	01/26/08	52-68	L	20-69	.290	5-26	.192	7-8	.875	19	18	37	35.4	17	8	12	4	5	52	68.1
at Auburn	01-30-08	81-80	W	31-61	.508	10-25	.400	9-12	.750	9	21	30	35.1	14	16	7	5	1	81	68.8
at University of Alab	02/02/08	72-81	L	21-57	.368	9-22	.409	21-22	.955	11	25	36	35.1	18	12	16	3	6	72	68.9
TENNESSEE	02/09/08	45-47	L	20-50	.400	3-20	.150	2-4	.500	14	24	38	35.3	18	6	22	9	8	45	67.8
LSU		1492		541-1271	.426	145-460	.315	265-359	.738	242	534	776	35.3	374	257	319	134	140	1492	67.8
Opponents		1515		554-1319	.420	145-421	.344	262-392	.668	303	534	837	38.0	363	267	308	78	160	1515	68.9

Games played: 22  
Points/game: 67.8  
FG Pct: 42.6  
3FG Pct: 31.5  
FT Pct: 73.8

Rebounds/game: 35.3  
Assists/game: 11.7  
Turnovers/game: 14.5  
Assist/turnover ratio: 0.8  
Steals/game: 6.4  
Blocks/game: 6.1

LSU Opponent Game-by-Game (as of Feb 09, 2008)  
All games

OPPONENT STATISTICS

Opponent	Date	Score	W/L	---TOTAL---		--3-PTRS--		FT-FTA		----REBOUNDS----				PF	A	TO	Blk	Stl	Pts---Avg	
				FG-FGA	Pct	3FG-FGA	Pct	Pct	Off	Def	Tot	Avg								
SOUTHEASTERN LOUISIAN	11/12/07	72-62	W	25-63	.397	4-19	.211	8-14	.571	14	24	38	38.0	20	6	16	1	7	62	62.0
MCNEESE STATE	11/14/07	78-74	W	29-64	.453	12-23	.522	4-6	.667	10	21	31	34.5	22	10	14	5	7	74	68.0
vs OKLAHOMA STATE	11-19-07	77-83	L	27-58	.466	9-20	.450	20-24	.833	11	21	32	33.7	21	12	18	3	12	83	73.0
vs CHAMINADE	11-20-07	78-72	W	27-71	.380	13-33	.394	5-7	.714	18	27	45	36.5	16	15	14	0	5	72	72.8
vs ARIZONA STATE	11-21-07	84-87	Lot	31-62	.500	6-21	.286	19-29	.655	12	22	34	36.0	18	15	14	4	9	87	75.6
NICHOLLS STATE	11/28/07	68-41	W	16-53	.302	5-24	.208	4-14	.286	16	12	28	34.7	16	10	19	0	14	41	69.8
SOUTHERN UNIVERSITY	11/30/07	88-45	W	16-65	.246	3-19	.158	10-19	.526	17	18	35	34.7	14	4	14	4	9	45	66.3
at Villanova	12/06/07	67-68	L	21-62	.339	3-9	.333	23-34	.676	17	26	43	35.8	18	10	13	4	9	68	66.5
NORTHWESTERN STATE	12/15/07	82-58	W	22-71	.310	7-23	.304	7-7	1.000	20	28	48	37.1	23	11	21	4	6	58	65.6
at Wichita St.	12-19-07	47-67	L	26-65	.400	2-19	.105	13-14	.929	17	33	50	38.4	13	15	11	3	7	67	65.7
OREGON STATE	12/22/07	67-61	W	24-57	.421	6-18	.333	7-14	.500	13	30	43	38.8	20	12	19	5	2	61	65.3
WASHINGTON	12/29/07	65-73	L	28-61	.459	3-12	.250	14-20	.700	14	24	38	38.8	14	13	14	2	11	73	65.9
at Tulane	01/02/08	63-68	L	23-57	.404	5-12	.417	17-19	.895	18	22	40	38.8	12	14	12	5	5	68	66.1
at Texas A&M	01/05/08	53-79	L	28-54	.519	5-14	.357	18-27	.667	9	31	40	38.9	12	14	9	3	3	79	67.0
MISSISSIPPI STATE	01/09/08	39-61	L	24-50	.480	4-18	.222	9-17	.529	11	36	47	39.5	15	11	17	10	5	61	66.6
at Ole Miss	01-12-08	71-74	L	28-61	.459	6-20	.300	12-18	.667	15	24	39	39.4	15	11	9	1	2	74	67.1
AUBURN	01/16/08	67-74	L	29-53	.547	9-19	.474	7-15	.467	7	21	28	38.8	18	15	13	1	9	74	67.5
at Vanderbilt	1/19/08	76-92	L	32-65	.492	9-20	.450	19-25	.760	11	20	31	38.3	17	21	8	3	7	92	68.8
ARKANSAS	01/26/08	52-68	L	23-53	.434	10-15	.667	12-15	.800	13	29	42	38.5	11	8	17	7	4	68	68.8
at Auburn	01-30-08	81-80	W	28-55	.509	10-23	.435	14-15	.933	7	23	30	38.1	17	14	8	3	2	80	69.3
at University of Alab	02/02/08	72-81	L	28-59	.475	9-21	.429	16-24	.667	11	25	36	38.0	18	20	13	5	12	81	69.9
TENNESSEE	02/09/08	45-47	L	19-60	.317	5-19	.263	4-15	.267	22	17	39	38.0	13	6	15	5	13	47	68.9
Opponents		1515		554-1319	.420	145-421	.344	262-392	.668	303	534	837	38.0	363	267	308	78	160	1515	68.9
LSU		1492		541-1271	.426	145-460	.315	265-359	.738	242	534	776	35.3	374	257	319	134	140	1492	67.8

Games played: 22  
Points/game: 68.9  
FG Pct: 42.0  
3FG Pct: 34.4  
FT Pct: 66.8

Rebounds/game: 38.0  
Assists/game: 12.1  
Turnovers/game: 14.0  
Assist/turnover ratio: 0.9  
Steals/game: 7.3  
Blocks/game: 3.5

**LSU Game-by-Game Points-Rebounds-Assists (as of Feb 09, 2008)**  
**All games**

Opponent	Date	Score	WL	01	02	03	05	10	11	13	14	20
				MITCHELL, MASON, DAM	RANDOLPH, THORNTON, TERREBONN	SPENCER, B MARTIN, TE	TEMPLE, GA	GREEN, GAR				
SOUTHEASTERN LOUISIANA	11/12/07	72-62	W	6- 2- 3	5- 1- 0	19-13- 2	27- 2- 2	DNP	7- 1- 2	6- 4- 3	0- 1- 1	DNP
MCNEESE STATE	11/14/07	78-74	W	16-14- 3	DNP	12- 7- 3	24- 3- 2	DNP	2- 1- 0	11- 5- 2	9- 2- 2	DNP
vs OKLAHOMA STATE	11-19-07	77-83	L	0- 1- 0	DNP	5- 5- 2	20- 3- 1	DNP	10- 1- 4	5- 6- 0	17- 3- 5	1- 2- 1
vs CHAMINADE	11-20-07	78-72	W	DNP	DNP	21- 9- 2	4- 2- 0	DNP	11- 3- 2	13- 7- 1	9- 4- 4	2- 4- 1
vs ARIZONA STATE	11-21-07	84-87	OL	DNP	DNP	21- 7- 1	18-12- 1	DNP	14- 2- 3	3- 2- 3	11- 5- 7	2- 0- 0
NICHOLLS STATE	11/28/07	68-41	W	DNP	2- 4- 1	6- 7- 1	24- 6- 1	0- 0- 0	11- 4- 3	4- 2- 1	0- 3- 2	4- 5- 0
SOUTHERN UNIVERSITY	11/30/07	88-45	W	DNP	2- 4- 2	24-11- 1	22- 7- 3	2- 0- 2	0- 1- 6	11- 7- 1	3- 4- 3	4- 8- 0
at Villanova	12/06/07	67-68	L	DNP	2- 3- 0	12- 6- 1	15-13- 2	DNP	5- 1- 3	14- 2- 2	8- 3- 6	0- 0- 0
NORTHWESTERN STATE	12/15/07	82-58	W	DNP	0- 0- 1	13- 8- 4	22- 5- 2	0- 0- 0	9- 3- 3	15- 3- 4	4- 6- 2	2- 1- 0
at Wichita St.	12-19-07	47-67	L	DNP	DNP	6- 3- 1	12-11- 2	DNP	4- 1- 0	11- 3- 0	6- 2- 2	2- 1- 0
OREGON STATE	12/22/07	67-61	W	DNP	DNP	14- 9- 0	20- 6- 1	DNP	0- 0- 1	15- 2- 6	4- 7- 5	6- 1- 0
WASHINGTON	12/29/07	65-73	L	DNP	DNP	10- 9- 0	18- 8- 2	DNP	0- 1- 0	14- 1- 2	0- 3- 5	4- 2- 0
at Tulane	01/02/08	63-68	L	DNP	4- 6- 1	15- 9- 1	7- 1- 4	DNP	9- 3- 2	19- 1- 2	6- 4- 2	0- 2- 0
at Texas A&M	01/05/08	53-79	L	DNP	DNP	16- 7- 0	12- 7- 0	DNP	2- 1- 4	6- 2- 1	8- 3- 2	4- 4- 1
MISSISSIPPI STATE	01/09/08	39-61	L	DNP	7- 3- 0	10- 9- 0	12- 7- 0	DNP	0- 2- 0	4- 1- 2	4- 3- 1	2- 0- 0
at Ole Miss	01-12-08	71-74	L	DNP	DNP	18-11- 1	25- 3- 2	DNP	0- 1- 1	2- 2- 1	16- 6- 3	2- 1- 0
AUBURN	01/16/08	67-74	L	DNP	DNP	12- 5- 4	27- 6- 0	DNP	2- 0- 0	0- 1- 1	17- 5- 4	0- 0- 0
at Vanderbilt	1/19/08	76-92	L	DNP	DNP	14-19- 3	27- 6- 2	DNP	4- 1- 0	7- 3- 0	10- 4- 3	3- 2- 0
ARKANSAS	01/26/08	52-68	L	DNP	DNP	14- 8- 0	20- 5- 0	DNP	1- 1- 0	2- 1- 1	2- 3- 4	0- 1- 0
at Auburn	01-30-08	81-80	W	DNP	DNP	21- 6- 2	38- 7- 1	DNP	0- 0- 0	11- 1- 1	1- 8- 7	DNP
at University of Alabam	02/02/08	72-81	L	DNP	DNP	13-12- 1	22- 3- 1	DNP	0- 0- 1	12- 4- 4	7- 9- 5	DNP
TENNESSEE	02/09/08	45-47	L	DNP	DNP	6- 8- 1	12- 7- 0	DNP	0- 3- 0	2- 1- 1	3- 1- 2	3- 1- 0

Opponent	Date	Score	WL	21	30	32
				JOHNSON, C	FARRER, AL	THORNTON,
SOUTHEASTERN LOUISIANA	11/12/07	72-62	W	2- 2- 0	DNP	DNP
MCNEESE STATE	11/14/07	78-74	W	4- 3- 1	DNP	DNP
vs OKLAHOMA STATE	11-19-07	77-83	L	19- 5- 1	DNP	DNP
vs CHAMINADE	11-20-07	78-72	W	18-11- 1	0- 0- 1	DNP
vs ARIZONA STATE	11-21-07	84-87	OL	11- 5- 1	4- 1- 2	DNP
NICHOLLS STATE	11/28/07	68-41	W	16- 6- 0	1- 1- 1	DNP
SOUTHERN UNIVERSITY	11/30/07	88-45	W	20- 5- 0	0- 2- 0	DNP
at Villanova	12/06/07	67-68	L	11- 4- 0	DNP	DNP
NORTHWESTERN STATE	12/15/07	82-58	W	16- 2- 1	1- 2- 0	DNP
at Wichita St.	12-19-07	47-67	L	4- 7- 0	2- 0- 1	DNP
OREGON STATE	12/22/07	67-61	W	6- 3- 1	2- 2- 1	DNP
WASHINGTON	12/29/07	65-73	L	19- 9- 0	0- 0- 0	DNP
at Tulane	01/02/08	63-68	L	3- 1- 0	0- 0- 0	DNP
at Texas A&M	01/05/08	53-79	L	DNP	5- 1- 1	DNP
MISSISSIPPI STATE	01/09/08	39-61	L	DNP	0- 4- 1	0- 0- 0
at Ole Miss	01-12-08	71-74	L	DNP	1- 0- 1	7- 8- 2
AUBURN	01/16/08	67-74	L	DNP	8- 5- 3	1- 2- 0
at Vanderbilt	1/19/08	76-92	L	DNP	7- 1- 0	4- 0- 0
ARKANSAS	01/26/08	52-68	L	DNP	11- 3- 2	2- 9- 1
at Auburn	01-30-08	81-80	W	6- 3- 0	2- 1- 2	2- 0- 3
at University of Alabam	02/02/08	72-81	L	13- 4- 0	3- 1- 0	2- 1- 0
TENNESSEE	02/09/08	45-47	L	17- 8- 1	2- 3- 1	0- 1- 0

LSU Team High/Low Analysis (as of Feb 09, 2008)  
All games

LSU - TEAM GAME HIGHS

POINTS.....	88	vs Southern University (11/30/07)
	84	vs ARIZONA STATE (11-21-07)
	82	vs Northwestern State (12/15/07)
	81	at Auburn (01-30-08)
	78	vs CHAMINADE (11-20-07)
	78	vs McNeese State (11/14/07)
FIELD GOALS MADE.....	35	vs Southern University (11/30/07)
	32	vs CHAMINADE (11-20-07)
	31	at Auburn (01-30-08)
FIELD GOAL ATTEMPTS.....	69	vs Arkansas (01/26/08)
	68	vs CHAMINADE (11-20-07)
	66	vs Mississippi State (01/09/08)
FIELD GOAL PERCENTAGE.....	.538 (35-65)	vs Southern University (11/30/07)
	.521 (25-48)	vs Nicholls State (11/28/07)
	.510 (26-51)	vs Southeastern Louisiana (11/12/07)
3 PT FIELD GOALS MADE.....	12	vs ARIZONA STATE (11-21-07)
	11	vs OKLAHOMA STATE (11-19-07)
	10	at Auburn (01-30-08)
	10	vs Oregon State (12/22/07)
3 PT FG ATTEMPTS.....	33	vs ARIZONA STATE (11-21-07)
	26	vs Arkansas (01/26/08)
	25	at Auburn (01-30-08)
	25	vs OKLAHOMA STATE (11-19-07)
3 PT FG PERCENTAGE.....	.450 ( 9-20)	vs Northwestern State (12/15/07)
	.440 (11-25)	vs OKLAHOMA STATE (11-19-07)
	.435 (10-23)	vs Oregon State (12/22/07)
FREE THROWS MADE.....	23	vs Northwestern State (12/15/07)
	21	at University of Alabama (02/02/08)
	21	vs McNeese State (11/14/07)
FREE THROW ATTEMPTS.....	30	vs Northwestern State (12/15/07)
	29	vs McNeese State (11/14/07)
	25	at Villanova (12/06/07)
FREE THROW PERCENTAGE.....	.955 (21-22)	at University of Alabama (02/02/08)
	.889 (16-18)	vs OKLAHOMA STATE (11-19-07)
	.875 (14-16)	vs ARIZONA STATE (11-21-07)
	.875 ( 7-8 )	vs Arkansas (01/26/08)
REBOUNDS.....	51	vs Southern University (11/30/07)
	41	vs CHAMINADE (11-20-07)
	39	at Villanova (12/06/07)
	39	vs Nicholls State (11/28/07)
ASSISTS.....	18	vs Southern University (11/30/07)
	18	vs ARIZONA STATE (11-21-07)
	17	vs Northwestern State (12/15/07)
STEALS.....	12	vs Northwestern State (12/15/07)
	11	vs Southeastern Louisiana (11/12/07)
	9	vs McNeese State (11/14/07)
BLOCKED SHOTS.....	14	at Villanova (12/06/07)
	11	vs CHAMINADE (11-20-07)
	11	vs McNeese State (11/14/07)
TURNOVERS.....	26	vs OKLAHOMA STATE (11-19-07)
FOULS.....	25	vs ARIZONA STATE (11-21-07)
	25	vs OKLAHOMA STATE (11-19-07)
	23	at Villanova (12/06/07)

LSU High/Low Analysis (as of Feb 09, 2008)  
All games

Opponent - GAME HIGHS

POINTS.....	92	at Vanderbilt (1/19/08)
	87	vs ARIZONA STATE (11-21-07)
	83	vs OKLAHOMA STATE (11-19-07)
	81	at University of Alabama (02/02/08)
	80	at Auburn (01-30-08)
FIELD GOALS MADE.....	32	at Vanderbilt (1/19/08)
	31	vs ARIZONA STATE (11-21-07)
	29	vs Auburn (01/16/08)
	29	vs McNeese State (11/14/07)
FIELD GOAL ATTEMPTS.....	71	vs Northwestern State (12/15/07)
	71	vs CHAMINADE (11-20-07)
	65	at Vanderbilt (1/19/08)
	65	at Wichita St. (12-19-07)
	65	vs Southern University (11/30/07)
FIELD GOAL PERCENTAGE.....	.547 (29-53)	vs Auburn (01/16/08)
	.519 (28-54)	at Texas A&M (01/05/08)
	.509 (28-55)	at Auburn (01-30-08)
3 PT FIELD GOALS MADE.....	13	vs CHAMINADE (11-20-07)
	12	vs McNeese State (11/14/07)
	10	at Auburn (01-30-08)
	10	vs Arkansas (01/26/08)
3 PT FG ATTEMPTS.....	33	vs CHAMINADE (11-20-07)
	24	vs Nicholls State (11/28/07)
	23	at Auburn (01-30-08)
	23	vs Northwestern State (12/15/07)
	23	vs McNeese State (11/14/07)
3 PT FG PERCENTAGE.....	.667 (10-15)	vs Arkansas (01/26/08)
	.522 (12-23)	vs McNeese State (11/14/07)
	.474 ( 9-19)	vs Auburn (01/16/08)
FREE THROWS MADE.....	23	at Villanova (12/06/07)
	20	vs OKLAHOMA STATE (11-19-07)
	19	at Vanderbilt (1/19/08)
	19	vs ARIZONA STATE (11-21-07)
FREE THROW ATTEMPTS.....	34	at Villanova (12/06/07)
	29	vs ARIZONA STATE (11-21-07)
	27	at Texas A&M (01/05/08)
FREE THROW PERCENTAGE.....	1.000 ( 7-7 )	vs Northwestern State (12/15/07)
	.933 (14-15)	at Auburn (01-30-08)
	.929 (13-14)	at Wichita St. (12-19-07)
REBOUNDS.....	50	at Wichita St. (12-19-07)
	48	vs Northwestern State (12/15/07)
	47	vs Mississippi State (01/09/08)
ASSISTS.....	21	at Vanderbilt (1/19/08)
	20	at University of Alabama (02/02/08)
	15	vs Auburn (01/16/08)
	15	at Wichita St. (12-19-07)
	15	vs ARIZONA STATE (11-21-07)
	15	vs CHAMINADE (11-20-07)
STEALS.....	14	vs Nicholls State (11/28/07)
	13	vs Tennessee (02/09/08)
	12	at University of Alabama (02/02/08)
	12	vs OKLAHOMA STATE (11-19-07)
BLOCKED SHOTS.....	10	vs Mississippi State (01/09/08)
	7	vs Arkansas (01/26/08)
	5	vs Tennessee (02/09/08)
	5	at University of Alabama (02/02/08)



LSU High/Low Analysis (as of Feb 09, 2008)  
All games

LSU - GAME LOWS

POINTS.....	39	vs Mississippi State (01/09/08)
	45	vs Tennessee (02/09/08)
	47	at Wichita St. (12-19-07)
	52	vs Arkansas (01/26/08)
	53	at Texas A&M (01/05/08)
FIELD GOALS MADE.....	14	vs Mississippi State (01/09/08)
	18	at Wichita St. (12-19-07)
	20	vs Oregon State (12/22/07)
	20	vs Arkansas (01/26/08)
	20	vs Tennessee (02/09/08)
FIELD GOAL ATTEMPTS.....	48	vs Nicholls State (11/28/07)
	48	vs Auburn (01/16/08)
	50	vs Tennessee (02/09/08)
FIELD GOAL PERCENTAGE.....	.212 (14-66)	vs Mississippi State (01/09/08)
	.290 (20-69)	vs Arkansas (01/26/08)
	.310 (18-58)	at Wichita St. (12-19-07)
3 PT FIELD GOALS MADE.....	2	vs Mississippi State (01/09/08)
	3	vs McNeese State (11/14/07)
	3	vs Washington (12/29/07)
	3	at Texas A&M (01/05/08)
	3	vs Tennessee (02/09/08)
3 PT FG ATTEMPTS.....	13	vs Washington (12/29/07)
	13	at Vanderbilt (1/19/08)
	15	at Texas A&M (01/05/08)
3 PT FG PERCENTAGE.....	.118 ( 2-17)	vs Mississippi State (01/09/08)
	.150 ( 3-20)	vs Tennessee (02/09/08)
	.167 ( 3-18)	vs McNeese State (11/14/07)
FREE THROWS MADE.....	2	vs Tennessee (02/09/08)
	4	at Texas A&M (01/05/08)
	7	vs CHAMINADE (11-20-07)
	7	at Wichita St. (12-19-07)
	7	at Ole Miss (01-12-08)
	7	vs Arkansas (01/26/08)
FREE THROW ATTEMPTS.....	4	vs Tennessee (02/09/08)
	8	at Texas A&M (01/05/08)
	8	vs Arkansas (01/26/08)
FREE THROW PERCENTAGE.....	.467 ( 7-15)	at Ole Miss (01-12-08)
	.500 ( 2-4 )	vs Tennessee (02/09/08)
	.500 ( 4-8 )	at Texas A&M (01/05/08)
	.500 ( 7-14)	vs CHAMINADE (11-20-07)
REBOUNDS.....	29	vs Southeastern Louisiana (11/12/07)
	29	vs Auburn (01/16/08)
	30	at Tulane (01/02/08)
	30	at Auburn (01-30-08)
ASSISTS.....	4	vs Mississippi State (01/09/08)
	6	at Wichita St. (12-19-07)
	6	vs Tennessee (02/09/08)
STEALS.....	1	at Auburn (01-30-08)
	3	at Texas A&M (01/05/08)
	3	at Vanderbilt (1/19/08)
BLOCKED SHOTS.....	0	vs Auburn (01/16/08)
	3	at Texas A&M (01/05/08)
	3	at Vanderbilt (1/19/08)
	3	at University of Alabama (02/02/08)
TURNOVERS.....	7	at Auburn (01-30-08)
FOULS.....	10	vs Northwestern State (12/15/07)

LSU High/Low Analysis (as of Feb 09, 2008)  
All games

Opponent - GAME LOWS

POINTS.....	41	vs Nicholls State (11/28/07)
	45	vs Southern University (11/30/07)
	47	vs Tennessee (02/09/08)
	58	vs Northwestern State (12/15/07)
	61	vs Oregon State (12/22/07)
	61	vs Mississippi State (01/09/08)
FIELD GOALS MADE.....	16	vs Nicholls State (11/28/07)
	16	vs Southern University (11/30/07)
	19	vs Tennessee (02/09/08)
FIELD GOAL ATTEMPTS.....	50	vs Mississippi State (01/09/08)
	53	vs Nicholls State (11/28/07)
	53	vs Auburn (01/16/08)
	53	vs Arkansas (01/26/08)
FIELD GOAL PERCENTAGE.....	.246 (16-65)	vs Southern University (11/30/07)
	.302 (16-53)	vs Nicholls State (11/28/07)
	.310 (22-71)	vs Northwestern State (12/15/07)
3 PT FIELD GOALS MADE.....	2	at Wichita St. (12-19-07)
	3	vs Southern University (11/30/07)
	3	at Villanova (12/06/07)
	3	vs Washington (12/29/07)
3 PT FG ATTEMPTS.....	9	at Villanova (12/06/07)
	12	vs Washington (12/29/07)
	12	at Tulane (01/02/08)
3 PT FG PERCENTAGE.....	.105 ( 2-19)	at Wichita St. (12-19-07)
	.158 ( 3-19)	vs Southern University (11/30/07)
	.208 ( 5-24)	vs Nicholls State (11/28/07)
FREE THROWS MADE.....	4	vs McNeese State (11/14/07)
	4	vs Nicholls State (11/28/07)
	4	vs Tennessee (02/09/08)
FREE THROW ATTEMPTS.....	6	vs McNeese State (11/14/07)
	7	vs CHAMINADE (11-20-07)
	7	vs Northwestern State (12/15/07)
FREE THROW PERCENTAGE.....	.267 ( 4-15)	vs Tennessee (02/09/08)
	.286 ( 4-14)	vs Nicholls State (11/28/07)
	.467 ( 7-15)	vs Auburn (01/16/08)
REBOUNDS.....	28	vs Nicholls State (11/28/07)
	28	vs Auburn (01/16/08)
	30	at Auburn (01-30-08)
ASSISTS.....	4	vs Southern University (11/30/07)
	6	vs Southeastern Louisiana (11/12/07)
	6	vs Tennessee (02/09/08)
STEALS.....	2	vs Oregon State (12/22/07)
	2	at Ole Miss (01-12-08)
	2	at Auburn (01-30-08)
BLOCKED SHOTS.....	0	vs CHAMINADE (11-20-07)
	0	vs Nicholls State (11/28/07)
	1	vs Southeastern Louisiana (11/12/07)
	1	at Ole Miss (01-12-08)
	1	vs Auburn (01/16/08)
TURNOVERS.....	8	at Vanderbilt (1/19/08)
	8	at Auburn (01-30-08)
FOULS.....	11	vs Arkansas (01/26/08)
	12	at Tulane (01/02/08)
	12	at Texas A&M (01/05/08)

LSU Player High/Low Analysis (as of Feb 09, 2008)  
All games

LSU - INDIVIDUAL GAME HIGHS

POINTS.....	38	Thornton, Marcus at Auburn (01-30-08)
	27	Thornton, Marcus at Vanderbilt (1/19/08)
	27	Thornton, Marcus vs Auburn (01/16/08)
	27	Thornton, Marcus vs Southeastern Louisiana (11/12/07)
	25	Thornton, Marcus at Ole Miss (01-12-08)
FIELD GOALS MADE.....	14	Thornton, Marcus at Auburn (01-30-08)
	10	Thornton, Marcus at Vanderbilt (1/19/08)
	10	Randolph, Anthony vs Southern University (11/30/07)
	9	Randolph, Anthony at Auburn (01-30-08)
	9	Thornton, Marcus at Ole Miss (01-12-08)
	9	Johnson, Chris vs Washington (12/29/07)
	9	Thornton, Marcus vs Southern University (11/30/07)
	9	Thornton, Marcus vs Nicholls State (11/28/07)
	9	Randolph, Anthony vs CHAMINADE (11-20-07)
FIELD GOAL ATT.....	23	Thornton, Marcus at Auburn (01-30-08)
	21	Thornton, Marcus at Vanderbilt (1/19/08)
	20	Thornton, Marcus vs Arkansas (01/26/08)
	20	Thornton, Marcus vs Auburn (01/16/08)
	20	Thornton, Marcus at Ole Miss (01-12-08)
FG PCT (min 7 made).....	.889 ( 8-9 )	Johnson, Chris vs OKLAHOMA STATE (11-19-07)
	.750 ( 9-12)	Johnson, Chris vs Washington (12/29/07)
	.714 (10-14)	Randolph, Anthony vs Southern University (11/30/07)
	.700 ( 7-10)	Johnson, Chris vs Southern University (11/30/07)
	.643 ( 9-14)	Randolph, Anthony vs CHAMINADE (11-20-07)
3 PT FG MADE.....	8	Thornton, Marcus at Auburn (01-30-08)
	6	Thornton, Marcus vs Auburn (01/16/08)
	6	Thornton, Marcus vs Oregon State (12/22/07)
	4	Thornton, Marcus at University of Alabama (02/02/08)
	4	Thornton, Marcus vs Arkansas (01/26/08)
	4	Temple, Garrett at Ole Miss (01-12-08)
	4	Thornton, Marcus at Ole Miss (01-12-08)
	4	Martin, Terry at Tulane (01/02/08)
	4	Thornton, Marcus vs Northwestern State (12/15/07)
	4	Martin, Terry at Villanova (12/06/07)
	4	Thornton, Marcus vs Southern University (11/30/07)
	4	Thornton, Marcus vs Nicholls State (11/28/07)
	4	Thornton, Marcus vs ARIZONA STATE (11-21-07)
	4	Spencer, Bo vs ARIZONA STATE (11-21-07)
	4	Thornton, Marcus vs Southeastern Louisiana (11/12/07)
3 PT FG ATTEMPTS.....	16	Thornton, Marcus vs Auburn (01/16/08)
	15	Thornton, Marcus at Auburn (01-30-08)
	12	Thornton, Marcus vs ARIZONA STATE (11-21-07)
3-PT FG PCT (min 4 made).....	.667 ( 4-6 )	Martin, Terry at Villanova (12/06/07)
	.600 ( 6-10)	Thornton, Marcus vs Oregon State (12/22/07)
	.571 ( 4-7 )	Thornton, Marcus vs Southern University (11/30/07)
	.571 ( 4-7 )	Thornton, Marcus vs Southeastern Louisiana (11/12/07)
	.533 ( 8-15)	Thornton, Marcus at Auburn (01-30-08)
FREE THROWS MADE.....	8	Temple, Garrett vs Auburn (01/16/08)
	8	Randolph, Anthony vs Oregon State (12/22/07)
	8	Mitchell, Tasmin vs McNeese State (11/14/07)
	7	Randolph, Anthony vs Northwestern State (12/15/07)
	7	Thornton, Marcus vs Southeastern Louisiana (11/12/07)
FREE THROW ATT.....	12	Randolph, Anthony vs Oregon State (12/22/07)
	10	Randolph, Anthony vs Northwestern State (12/15/07)

	10	Mitchell, Tasmin vs McNeese State (11/14/07)
FT PCT (min 7 made).....	.889 ( 8-9 )	Temple, Garrett vs Auburn (01/16/08)
	.800 ( 8-10)	Mitchell, Tasmin vs McNeese State (11/14/07)
	.778 ( 7-9 )	Thornton, Marcus vs Southeastern Louisiana (11/12/07)
	.700 ( 7-10)	Randolph, Anthony vs Northwestern State (12/15/07)
	.667 ( 8-12)	Randolph, Anthony vs Oregon State (12/22/07)
REBOUNDS.....	19	Randolph, Anthony at Vanderbilt (1/19/08)
	14	Mitchell, Tasmin vs McNeese State (11/14/07)
	13	Thornton, Marcus at Villanova (12/06/07)
	13	Randolph, Anthony vs Southeastern Louisiana (11/12/07)
	12	Randolph, Anthony at University of Alabama (02/02/08)
	12	Thornton, Marcus vs ARIZONA STATE (11-21-07)
ASSISTS.....	7	Temple, Garrett at Auburn (01-30-08)
	7	Temple, Garrett vs ARIZONA STATE (11-21-07)
	6	Martin, Terry vs Oregon State (12/22/07)
	6	Temple, Garrett at Villanova (12/06/07)
	6	Spencer, Bo vs Southern University (11/30/07)
STEALS.....	4	Farrer, Alex vs Tennessee (02/09/08)
	4	Randolph, Anthony at Wichita St. (12-19-07)
	4	Thornton, Marcus vs Southern University (11/30/07)
	4	Mitchell, Tasmin vs McNeese State (11/14/07)
	4	Randolph, Anthony vs Southeastern Louisiana (11/12/07)
BLOCKED SHOTS.....	6	Johnson, Chris vs McNeese State (11/14/07)
	6	Randolph, Anthony vs Southeastern Louisiana (11/12/07)
	5	Randolph, Anthony vs Southern University (11/30/07)
	4	Johnson, Chris vs Tennessee (02/09/08)
	4	Randolph, Anthony vs Arkansas (01/26/08)
	4	Randolph, Anthony vs Northwestern State (12/15/07)
	4	Randolph, Anthony at Villanova (12/06/07)
TURNOVERS.....	7	Johnson, Chris vs OKLAHOMA STATE (11-19-07)
FOULS.....	5	Martin, Terry vs Auburn (01/16/08)
	5	Temple, Garrett at Texas A&M (01/05/08)
	5	Randolph, Anthony at Villanova (12/06/07)
	5	Johnson, Chris vs ARIZONA STATE (11-21-07)
	5	Green, Garrett vs OKLAHOMA STATE (11-19-07)