



LSU Fighting Tigers (8-13, 1-6)

vs.

University of Tennessee (20-2, 7-1)

February 9, 2008, 2 p.m. CST (LSU Sports Radio Network, Raycom Sports)
Pete Maravich Assembly Center -- Baton Rouge, La.

2007-08 Schedule

| OPPONENT | TIME |
|-----------------------------------|-----------|
| N1 BELHAVEN (Exh.) | W, 108-57 |
| N6 GLOBAL SPORTS (Exh.) | W, 72-68 |
| N12 SOUTHEASTERN LA. (CST) | W, 72-62 |
| N14 MCNEESE STATE (CST) | W, 78-74 |
| N19 1-Oklaoma State (ESPN2) | L, 77-83 |
| N20 1-Chaminade (ESPNU) | W, 78-72 |
| N21 1-Arizona State (ESPN2) (ot) | L, 84-87 |
| N28 NICHOLLS STATE (CST) | W, 68-41 |
| N30 SOUTHERN | W, 88-45 |
| D6 2-Villanova (ESPN) | L, 67-68. |
| D15 NORTHWESTERN STATE | W, 82-58 |
| D19 At Wichita State (CST-TD) | L, 47-67 |
| D22 OREGON STATE (CST) | W, 67-61 |
| D29 WASHINGTON (FSN/SUN) | L, 65-73 |
| J2 3-At Tulane (CSTV) | L, 63-68 |
| J5 at Texas A&M (ESPNU) | L, 53-79 |
| J9 MISSISSIPPI STATE * | L, 39-61 |
| J12 at Ole Miss * (FSN/SUN) | L, 71-74 |
| J16 AUBURN * | L, 67-74 |
| J19 at Vanderbilt * (Raycom) | L, 76-92 |
| J26 ARKANSAS * (ESPN Classic) | L, 52-68 |
| J30 at Auburn * | W, 81-80 |
| F2 at Alabama * (Raycom) | L, 72-81 |
| F9 TENNESSEE * (Raycom) | 2 p.m. |
| F13 at Florida * (Raycom) | 7 p.m. |
| F16 KENTUCKY * (Raycom) | Noon |
| F20 at Arkansas * (Raycom) | 7 p.m. |
| F23 OLE MISS * (FSN/SUN) | 5 p.m. |
| F27 at South Carolina * | 6:30 p.m. |
| M2 GEORGIA * (Raycom) | 1 p.m. |
| M5 ALABAMA * (CST) | 7 p.m. |
| M8 at Mississippi State * | TBA |
| M13-16 4-SEC Tourn. (Raycom, CBS) | TBA |

* - Denotes SEC Games.

1-EA Sports Maui Inv.; 2-Pizza Hut Big East/SEC Inv.; 3-New Orleans Arena; 4-Atlanta, Ga. (Georgia Dome)

On the Air

TELEVISION * Raycom Sports

Play-by-Play: Tim Brando; Analyst: Joe Dean, Jr.
Split Regional 2nd game of doubleheader: LA affiliates: Alexandra-KLAX; Baton Rouge-WAFB; Lafayette -- KLAF; Lake Charles -- KVHP; Monroe -- KEJB; New Orleans -- WUPL; Shreveport -- KMSS; ESPN Full Court our of SEC markets.

RADIO * LSU Sports Radio Network

Play-by-Play: Jim Hawthorne
Analyst/Host: Kevin Ford
Available on SEC XM Satellite Radio

Series History

Tennessee leads, 55-42

LAST TIME: W, 76-67 (ot-3-8-07), Atlanta, Ga.
AT BR: 25-20; AT KNOXVILLE: 14-29; AT NEUTRAL: 3-6 ... LAST 5: 3-2; LAST 10: 4-6

Projected LSU Starters and Notes (based on last game):

- G 5 Marcus Thornton (6-4, 190, Jr., Baton Rouge) 19.8 ppg, 5.9 rpg**
His sixth consecutive game over 20 points of 22 at Alabama (2/2) ... At Auburn (1/30), had 38 points, the highest scoring game in 13 years in the league ... Had eight treys including the game winner with 3.8 seconds to play ... 13 games of 20 or more ... 24.4 ppg in conference games.
- G 14 Garrett Temple (6-6, 185, Jr., Baton Rouge, La.) 6.8 ppg, 4.2 rpg, 3.6 apg**
Primary point guard, has already broken into schaool top 10 lists in career assists, blocks ...Had 17 rebounds in last two games, including career high nine at Alabama (2/2) ... 12 assists last two games.
- G 30 Alex Farrer (6-5, 200, So., Phoenix, Ariz.) 2.8 ppg, 1.4 rpg**
Started his fifth game of the season at Alabama (2/2) ... Had 11 off the bench against Arkansas (1/26) ... Averaging 21.9 minutes a game in league play.
- F 32 Quintin Thornton (6-8, 230, Jr., Orlando, Fla.) 2.6 ppg, 2.9 rpg**
Has started last five games ... Has played just seven games since coming back from torn pectoral muscle in the first week of preseason practice ... Season best 9 reb. vs. Arkansas (1/26).
- F 3 Anthony Randolph (6-10, 190, Fr., Dallas, Texas) 14.1 ppg, 8.6 rpg, 2.5 bpg**
Had his 11th consecutive double figure scoring game at Alabama (2/2) with fifth double double of the year (13 points, 12 rebounds) ... 21 points at Auburn (1/30) ... SEC Freshman of the Week (2/4) for the second time this season ... 52 blocks this season, ninth most in an LSU single season.

Tigers Host Ranked Volunteers

LSU, after its second and final week off returns to play for the final nine conference games of the 2007-08 season beginning Saturday at 2 p.m. against the University of Tennessee at the Maravich Center ... The game will be regionally televised by Raycom Sports and broadcast on the LSU Sports Radio Network ... The Beale Street Flippers from Memphis will perform at halftime ... Tickets are avialable at LSUsports.net. for \$14 and \$5 for youth (ages 3-12).

Randolph Gets 2nd Freshman Honor ...

Although LSU fans might have thought Marcus Thornton would be honored for the highest point total in an SEC-SEC game in 13 years, it was freshman forward Anthony Randolph who was honored by the SEC for the second time this season as the SEC Freshman of the Week (2/4) for his play at Auburn and Alabama.

Not that Randolph didn't deserve some consideration for the freshman honors after a strong week that included scoring 17 of his 21 points in the second half in the win at Auburn (1/30) and

then his fifth double double of the season with 13 points and 12 rebounds at Alabama (2/2).

Randolph remains one of the league's top four freshman in scoring, rebounding (1st), steals and blocks (1st) and is XXXXX in the league in rebounding.

Chris Johnson Makes Good Return

Chris Johnson returned for both games last week for the first time since breaking a bone in his right hand at Tulane (1/2) ... Johnson played 24 minutes at Auburn (1/30), hitting his first two field goals and ending with six points, three rebounds and two blocks in 24 minutes ... At Alabama (2/2), Johnson had his xxxx game in double figures with 13 points off the bench with four rebounds and one block in 27 minutes For the season, Johnson is averaging 11.2 points per game (third on the team), 4.7 rebounds and 2.0 blocks per game.

Next Week

LSU travels to Florida Wednesday before facing Kentucky Saturday at Noon at home.

Team Facts

LSU

RECORD: 8-13, 1-6
LAST GAME: L, 72-81, at Alabama (2/2)
RANKINGS: NA
HEAD COACH: John Brady
CAREER RECORD: 281-216 (17th year)
LSU RECORD: 192-139 (11th year)
VS. UT: 4-8

TENNESSEE

RECORD: 20-2, 7-1
LAST GAME: W, 104-82, vs. Florida (2/5)
RANKINGS: No. 7 AP, No. 7 ESPN/USAT
HEAD COACH: Bruce Pearl
CAREER RECORD: 383-105 (16th year)
UT RECORD: 66-21 (3rd year)
VS. LSU: 1-2

LSU Sports Information
PO Box 25095, Baton Rouge, LA 70894

Basketball Contact: C. Kent Lowe
www.LSUports.net

Phone - 225.578.8226
Fax - 225.578.1861

Media Services

John Brady Interview Opportunities

After Practice

Coach John Brady is usually available after most practices sessions. Most practices start between 3 and 4 p.m. (depending on pre-practice video sessions and weights) and usually finish between 5 and 6 p.m. Contact Basketball SID Kent Lowe (225-578-1864) to confirm practice times.

SEC Teleconference

The 12 SEC coaches are featured on a teleconference each Monday and Thursday January through March through the conference season. The conference starts at 10 a.m. (CST). Coach Brady is on at 10:28 a.m. CST. To access the media only number contact Kent Lowe or the Southeastern Conference Media Relations Office (205-458-3010).

By Appointment, By Phone

Coach Brady is available for

interviews most non-gameday mornings prior to noon. Please contact either Kent Lowe (225-578-1864) or Basketball Secretary Pam LeBlanc (225-578-8217).

The John Brady Show, Presented by Whitney Bank on The LSU Sports Radio Network

The weekly call-in show takes place Monday at 7 p.m. from Walkon's Bistro at the corner of Nicholson and Burbank ... The show runs through the end of the regular season ... The show airs in Baton Rouge on Eagle 98.1 FM, on the Internet at www.LSUsports.net and on many LSU Sports Radio Network affiliates.

Inside LSU Basketball with Coach John Brady

Coach Brady's weekly TV show is on a state-wide network ... WBRZ-TV, Channel 2, will carry the show at 10:35 p.m. Sunday ... The show

runs through March 9 ... Besides WBRZ-TV, the show can be seen on Cox Cable 4 in Baton Rouge Mondays at 9:30 p.m. and on Cox Sports Television (Ch. 37 on Cox Cable) on Wednesdays at 5:30 p.m. ... Other markets airing the show are KLAX-TV in Alexandria, Cox Channel 8 in Lake Charles, KEJB-TV in Monroe, KWBj in Mogan City, WGNO-TV in New Orleans and KMSS in Shreveport.

LSU Player Interview Opportunities

Post Practice

The best time to contact LSU players is usually at the conclusion of practice. Again, please let Basketball SID Kent Lowe know your interview intentions as far in advance as possible.

LSU Satellite Newsfeed

For more information on satellite feeds and coordinates please call Assistant Athletic Director/Television Kevin Wagner (225-578-1797).

Post Game

Coach Brady will be in the L-Club Room of the Maravich Center to visit with the media ... Requested players will be brought to the L-Club after they shower and dress and Coach Brady has finished his post-game remarks ... **THE LSU DRESSING ROOM IS CLOSED** ... To reach the L-Club, exit the building on the Southwest side and once outside turn left and go down the

first set of steps to the L-Club ... The visiting team dressing area is in the Northeast Corridor and across from the media work area ... The visiting coach has an interview area (where the pre-game meal is served) that he can use for his post-game media obligations if he wishes.

Who to Contact

LSU Sports Information Office

(225) 578-8226

Asst. AD/Sports Info. Director

Michael Bonnette - mbonnet@lsu.edu

Sr. Associate SID (Basketball)

C. Kent Lowe - clowe@lsu.edu

Asst. Men's Basketball Contact

Alex Restrepo - arestr1@lsu.edu

LSU Sports Television Network

(225) 578-1797

Director of Television

Kevin Wagner - jwagne2@lsu.edu

Manager/Television

John Schiebe -- jschieb@lsu.edu

LSU Sports Radio Network

(225) 578-1882

Director of Radio

Jim Hawthorne - lsuradio@lsu.edu

LSU Athletics Online

www.LSUsports.net

The Official Website of LSU Athletics is home to all the basketball information you need. Schedules, results, rosters, bios, statistics and game notes can be found. The **GAMEDAY** section, updated daily, has all relevant info for the upcoming game.

<http://media.lsusports.net>

Media can access images for all LSU teams, including action shots, heads shots, logos, etc. To gain access, email Michael Bonnette or Kent Lowe. You will be assigned a login and password that will enable you to retrieve pictures. This service is for the media use only.

LSUsports.net/media

Request Credentials online, Read the latest Game Notes and Submit Photo Requests.

| C. Kent Lowe clowe@lsu.edu | | | | | | | |
|---|---|--|--|------------------|--|--|--|
| Weekly Schedule (Subject to change) | | | | | | | |
| MONDAY 11 | TUESDAY 12 | WEDNESDAY 13 | THURSDAY 14 | FRIDAY 15 | SATURDAY 16 | SUNDAY 17 | |
| Practice, 3:30 p.m. SEC Teleconference, Brady at 10:28 a.m. John Brady Radio Show, 7 p.m. Walkons | Practice, TBA Charter flight to Florida | Game 23 -- LSU at Florida, (O'Connell Center, Gainesville, Fla.) LSU Sports Radio Network; Raycom Sports | Practice at 3:30 p.m. SEC Teleconference, 10 a.m.; John Brady at 10:28 a.m. | Practice, 3 p.m. | Game 24 -- Kentucky at LSU, Maravich Center, Noon (LSU Sports Radio Network, Raycom Sports) Tickets: \$14, \$5 youth (ages 3-12). | Off Inside LSU Basketball, 10:35 p.m. (WBRZ-TV, Ch. 2) and LSU Sports Television Network affil- iates | |
| MONDAY 18 | TUESDAY 19 | WEDNESDAY 20 | THURSDAY 21 | FRIDAY 22 | SATURDAY 23 | SUNDAY 24 | |
| Practice, 3:30 p.m. SEC Teleconference, Brady at 10:28 a.m. John Brady Radio Show, 7 p.m. Walkons | Practice TBA Charter flight to Arkansas | Game 25 -- LSU at Arkansas, Bud Walton Arena (Fayetteville, Ark.) LSU Sports Radio Network, Raycom Sports | Practice 3:30 p.m. SEC Teleconference, 10 a.m.; John Brady at 10:28 a.m. | Practice 3p.m. | Game 26 -- Ole Miss at LSU, Maravich Center, 5 p.m. (LSU Sports Radio Network, FSN) Tickets: \$14, \$5 youth (ages 3- 12) | Off Inside LSU Basketball, 10:35 p.m. (WBRZ-TV, Ch. 2) and LSU Sports Television Network affil- iates | |

John Brady

Head Coach • 11th Year

When John Brady first put a team on the floor of the Pete Maravich Assembly Center, his Tiger squad was undermanned, undersized and underdogs.

Teams hated to play the Tigers then because John Brady coached his team hard and they responded with several strong performances against the leagues top teams, but not many wins. The strong performances continued as the years went on, but now LSU was winning.

In 11 years as head coach at LSU, John Brady has coached the LSU team as only he knows how -- with heart and passion, and knowledge of the game that makes him one of the best at in-game decisions.

The LSU Tigers, in 2006, won the SEC regular season title with a 14-2 record and won the Western Division for the second straight year. LSU has won 31 SEC games the last three years, one of the best totals in the league over the last three years, and during that time period, LSU had a streak of 19 straight conference home wins that spanned portions of four seasons from 2004-07.

The SEC Championship in 2006 was Brady's second and the school's first outright championship in 21 years.

LSU has had six consecutive winning seasons under John Brady and only three times in the program history have there been longer consecutive years of winning.

Three times, John Brady has coached the SEC Player of the Year and he has coached the SEC Freshman of the Year four times.

Brady's 184 wins are the third most wins by an LSU basketball coach and only two LSU basketball coaches have served longer tenures.

Brady's knowledge of the game and his belief in discipline and respon-

sibility for actions on and off the floor have made the program strong again, one that LSU fans are proud of.

Brady's plan isn't just taking place on a hardwood floor in the Maravich Center. He has worked hard to show the public that athletic and academic pursuits of the players should be challenged to the fullest.

That's part of the reason that LSU basketball is not only a success on the court, but in the classroom as well.

Brady came to LSU after six highly successful seasons at Samford University in Birmingham, Ala. In his six-year tenure (1992-97), he turned the team into a consistent winner, posting a record of 89-77. In Brady's six years at Samford, the team had three first-team and five second team all-league selections.

Now at LSU, the numbers are beginning to work for Brady both on and off the floor. He has had 33 players earn Academic Honor Roll status at LSU, plus 18 players who have received their degrees from LSU.

The 53-year-old Brady is the father of two daughters (Brittany-17, Brooke-13) and is married to the former Misty Champagne.

In his first 10 seasons, Brady has taken the Tigers a long way, including to college basketball's pinnacle, the NCAA Final Four. The results are a program that is solid both athletically and academically. The top athletes in the country are seriously putting LSU at the top of their lists and Brady is earning the respect of his peers in the league.

He has re-established LSU back as a national factor in college basketball and the work is being done to keep LSU there for years to come.

- 1** >NCAA Final Four Appearance (2006)
- 2** >SEC Championships >Sweet Sixteen Appearances (2000, 2006)
- 3** >SEC Player of the Year Selections (Swift - 2000, Bass - 2005, Davis - 2006) >SEC Western Division Championships (2000, 2005, 2006)
- 4** >SEC Freshman of the Year Selections (Bright - 2000, Bass - 2004, Davis - 2005, Thomas - 2006)
- 6** >Postseason tournament appearances in the last eight years
- 18** >Number of LSU players who have graduated
- 33** >Academic All-SEC honorees



The Brady File

NAME: John Brady
BIRTH DATE: Sept. 17, 1954 (McComb, Miss.)
AGE: 53
HOMETOWN: McComb, Miss.
WIFE: Misty
CHILDREN: Brittany (17), Brooke (13)
HIGH SCHOOL: McComb HS; McComb,
COLLEGE: BS, Belhaven College, 1976
 M. Ed., Mississippi State, 1977

PLAYING EXPERIENCE

McComb High School (McComb, Miss.)
Belhaven College (Jackson, Miss.) - 3-year starter, scored over 1,000 points for career ... Coach Charlie Rugg ... Two-time All-Southern States Conference - Inducted Fall 1997 into school athletic hall of fame.

COACHING EXPERIENCE

1976-77 - Graduate Assistant, Mississippi State
1977-82 - Head Coach, Crowley High School (Crowley, La.) - 129-49 (.725) record ... 1981 LSWA Class AAA "Coach of the Year"
1982-90 - Assistant Coach, Mississippi State ... First four years under coach Bob Boyd ... Last four as chief recruiter for Richard Williams.
1990-91 - Assistant Coach, UNO
1991-97 - Head Coach, Samford University, 89-77 record in six years ... left Samford as winningest coach in Samford history ... Team won TAAC West in 1996 and 1997.
March 25, 1997 - Named 18th LSU head coach
1999-2000 - LSU wins SEC West, SEC Championship; NCAA Sweet 16; SEC Coach of the Year; Runner-up, National Coach of Year.
2001-02 - Second round of the NIT.
2002-03 - NCAA Tournament appearance ... LSWA, LABC Coach of the Year.
2003-04 - LSU advances to the NIT.
2004-05 - LSU posts 12-4 record to win SEC West ... Tigers go 8-0 in league play at home, first undefeated league home record since 1981 ... Team advanced to NCAA Tournament, fourth straight post season berth.
2005-06 - LSU posts 14-2 record in winning SEC title, first since 2000 and first outright title in 21 years ... Tigers go 8-0 in league play at home for the second straight year ... Team goes to NAAs and defeats Iona, Texas A&M, No. 1 Duke and Texas to advance to NCAA Final Four for first time in 20 years ... Named SEC Coach of the Year, LSWA Coach of the Year and finalist for the Jim Phelan National Coach of the Year Award.
2006-07 - Team posts its sixth consecutive winning record.

The John Brady Record

| YEAR | SCHOOL | /---OVERALL---/ | | /---CONF.---/ | | FINISH |
|----------------|-----------------|-----------------|-------------|----------------|-------------|--|
| | | W-L | PCT. | W-L | PCT. | |
| 1991-92 | Samford | 11-18 | .379 | 7-7 | .500 | T-3rd |
| 1992-93 | Samford | 17-10 | .630 | 7-5 | .583 | T-2nd |
| 1993-94 | Samford | 10-18 | .357 | 4-12 | .250 | 8th |
| 1994-95 | Samford | 16-11 | .592 | 11-5 | .687 | 2nd |
| 1995-96 | Samford | 16-11 | .592 | 11-5 | .687 | TAAC Western Division Champion |
| 1996-97 | Samford | 19-9 | .678 | 11-5 | .687 | TAAC Western Division Champion |
| 1997-98 | LSU | 9-18 | .333 | 2-14 | .125 | 6th-West |
| 1998-99 | LSU | 12-15 | .444 | 4-12 | .250 | 6th-West |
| 1999-00 | LSU | 28-6 | .823 | 12-4 | .750 | SEC Champions; NCAA Sweet 16 |
| 2000-01 | LSU | 13-16 | .448 | 2-14 | .125 | 6th-West |
| 2001-02 | LSU | 19-15 | .559 | 6-10 | .375 | 4th-West; NIT Second Round |
| 2002-03 | LSU | 21-11 | .656 | 8-8 | .500 | 2nd-West; NCAA Tournament |
| 2003-04 | LSU | 18-11 | .621 | 8-8 | .500 | 2nd-West; NIT |
| 2004-05 | LSU | 20-10 | .667 | 12-4 | .750 | 1st-West; NCAA Tournament |
| 2005-06 | LSU | 27-9 | .750 | 14-2 | .875 | SEC Champions; NCAA Final Four! |
| 2006-07 | LSU | 17-15 | .531 | 5-11 | .312 | 6th-West |
| 2007-08 | LSU | 8-13 | .381 | 1-6 | .143 | |
| Totals | 17 Years | 281-216 | .565 | 125-132 | .486 | 2 Conf. Titles, 5 Division Titles |
| Samford | 6 Years | 89-77 | .536 | 51-39 | .567 | 2 TAAC Western Division Titles |
| LSU | 11 Years | 192-139 | .580 | 74-93 | .443 | 2 SEC-3 West Titles, 4 NAAs |

CAREER SPECIALTY NUMBERS

CAREER DOUBLE-FIGURE GAMES

Tasmin Mitchell 50
Terry Martin 25
Garrett Temple 20
Marcus Thornton 19
Anthony Randolph 17
Chris Johnson 10
Bo Spencer 4
Alex Farrer 1

CAREER DOUBLE-FIGURE REBOUNDS

Tasmin Mitchell 9
Anthony Randolph 5
Marcus Thornton 3
Chris Johnson 1

CAREER DOUBLE-DOUBLES

Tasmin Mitchell 8
Anthony Randolph 5
Marcus Thornton 3
Chris Johnson 1

CAREER THREE-POINTERS

Terry Martin 84
Garrett Temple 78
Tasmin Mitchell 69
Marcus Thornton 61
Bo Spencer 17
Chris Johnson 11
Alex Farrer 10
Anthony Randolph 2
Garrett Green 1

CAREER ASSISTS

Garrett Temple 312
Tasmin Mitchell 165
Terry Martin 73
Bo Spencer 35
Anthony Randolph 30
Marcus Thornton 29
Alex Farrer 22
Chris Johnson 12
Garrett Green 5
Greg Terrebbonne 3
Quintin Thornton 6

CAREER BLOCKS

Garrett Temple 84
Anthony Randolph 52
Chris Johnson 45
Tasmin Mitchell 44
Terry Martin 14
Marcus Thornton 6
Garrett Green 3
Alex Farrer 2
Bo Spencer 1
Quintin Thornton 1

2007-08 LSU Men's Basketball Roster

| NO. | NAME | CL. | POS. | HT. | WT. | EXP. | HOMETOWN/LAST SCHOOL |
|-----|------------------|-----|------|------|-----|------|----------------------------------|
| 1** | Tasmin Mitchell | Jr. | F | 6-7 | 228 | 2VL | Denham Springs, La./D. Spr. HS |
| 3 | Anthony Randolph | Fr. | F | 6-10 | 205 | HS | Dallas, Texas/Woodrow Wilson HS |
| 5 | Marcus Thornton | Jr. | G | 6-4 | 198 | JC | Baton Rouge, La./Kilgore College |
| 10 | Greg Terrebbonne | So. | G | 6-0 | 205 | 1VL | Galliano, La./South LaFourche HS |
| 11 | Bo Spencer | Fr. | G | 6-1 | 180 | HS | Baton Rouge, La./Glen Oaks HS |
| 13 | Terry Martin | Jr. | G | 6-6 | 207 | 1VL | Monroe, La./Texas Tech |
| 14 | Garrett Temple | Jr. | G | 6-6 | 195 | 2VL | Baton Rouge, La./University HS |
| 20 | Garrett Green | Fr. | F | 6-10 | 218 | HS | Woodland Hills, Calif./Taft HS |
| 21 | Chris Johnson | Jr. | C | 6-11 | 205 | 2VL | Montross, Va./Laurinburg Prep |
| 30 | Alex Farrer | So. | G | 6-5 | 200 | 1VL | Phoenix, Ariz./St. Mary's HS |
| 32 | Quintin Thornton | Jr. | F | 6-8 | 230 | JC | Orlando, Fla./Odessa College |

**Injured and not dressed

Head Coach: John Brady (Belhaven, 1976), 11th year at LSU

Associate Head Coach: Butch Pierre (Mississippi State, 1984), 11th year at LSU

Assistant Coach: John Treloar (Belhaven, 1979), 4th year at LSU

Assistant Coach: Chad Dollar (Milligan, 1996), 1st year at LSU

Director of Basketball Operations: Jeff Clapacs (Wooster, 2007), 1st year at LSU

Transactions

Quintin Thornton injured his left pectoral muscle in the weight room, Oct.19. Underwent surgery, out for at least two months ... Returned to practice Jan. 8, played final moments of Miss. State game on Jan. 9 ... Dameon Mason missed McNeese game (11/14) and Maui Tournament (11/19-21) with viral infection on heart muscle ... Cleared Monday (11/26) to return to practice ... Tasmin Mitchell was taken out of Oklahoma State game (11/19) after six minutes, did not play the remainder of the Maui tournament ... Had a stress reaction in the shin bone area of his left foot ... Surgery was Nov. 29 ... Eligible for medical redshirt ... Dameon Mason missed Wichita State (12/19), Oregon State (12/22) and A&M (1/5) games while taking intercession classes ... Unable to play second semester because of NCAA rules regarding entering second semester GPA for fifth-year seniors ... Chris Johnson broke right hand in first two minutes of second half at Tulane (1/2) ... Returned in game at Auburn (1/30).

Last Game -- Alabama 81, LSU 72 (2/2/08 - Tuscaloosa, Ala.)

Alabama's offense was able to convert better than LSU in crucial situations and ended up winning the first meeting between the teams this season last Saturday in Tuscaloosa ... LSU was able to take a couple of second half leads at 48-46 and 51-49 on three-pointers by Marcus Thornton, but the Tigers were able to get the lead back and hold off the Tigers ... Alabama shot 52 percent in the crucial second half and 47.5 percent for the game compared to LSU's game percentage of 36.8 percent (21-of-57) ... LSU shot better from the arc than the field, making 9-of-22 of 40.9 percent ... The Tigers also shot over 90 percent at the free throw line for the first time since Jan. 2005 as LSU made 21-of-22 free throws (95.5 percent) ... Marcus Thornton led the Tigers with 22 points, scoring over 20 for the sixth consecutive game ... Anthony Randolph had his fifth double double of the year with 13 points and 12 rebounds, while Chris Johnson had his first double digit game since breaking his hand with 13 and Terry Martin had 12 ... Garrett Temple had a career rebound high of nine after tying his career high of eight against Auburn (1/30).

Thornton's 38 Couldn't Get POW Honors

While a 38-point night and 60 for the week wasn't good enough to sway the SEC office to put him up as POW for the week ending Feb. 4, there is no doubt that Marcus Thornton had a pretty good week of play with 38 points (at Auburn, 1/30) and 22 points (at Alabama, 2/2).

Here's how some of the Marcus Thornton factoids from the big Auburn game and at Alabama stack up:

38 points - The last time an SEC player scored 38 points was Auburn's Toney Douglas who scored 38 against Nicholls State on November 24, 2004 ... The last time any player had more than 38 in an SEC vs. SEC contest was LSU's on Ronnie Henderson who had 40 versus Alabama on Feb. 11, 1995 ... Seven LSU players (many multiple times) have scored more than 38 points for the Tigers in LSU's history ... It's the first time anyone at LSU has broken the 30-point barrier since Darrel Mitchell scored 32 in LSU's 113-101 double overtime win over Ohio State on Jan. 15, 2005.

8 three-pointers - Only twice before in LSU history has someone made more than eight three-pointers in a single game - both by Chris Jackson ... Jackson made the school record of 10 against Tennessee on Feb. 10, 1990 and, also made nine vs. Ole Miss on March 4, 1989 ... Maurice Carter (vs. Arkansas, 1/2/99) and Ronnie Henderson (vs. Kentucky, 2-15-94) are the only two other players to have made eight threes in a contest.

15 three-point attempts - Marks the fourth most attempts by an LSU player since the shot was incorporated into NCAA play ... Jackson tried 20 on two occasions.

6 - Number of consecutive games of at least 20-point games that Thornton has recorded going into the Tennessee game ... Number of three-pointers Thornton needs to move into top 10 at LSU in single season three-pointers made.

1 - Ranking for Thornton in the SEC statistics in both the overall and league game only totals.

Thornton was named the Louisiana Sports Writers Association player of the week for his efforts at Auburn and at Alabama.

But Anthony Randolph Got Some SEC Love...

While Thornton didn't get POW honors, Randolph was honored with his second SEC Freshman of the Week honor (2/4) for some strong play at Auburn (1/30) and at Alabama (2/2) ... Randolph scored 17 of his 21 points in the second half to help LSU win the game at Auburn and then had his fifth double double of the year (13 points, 12 rebounds) in the game at Alabama.

Randolph also won SEC FOW honors after the season opener in November.

Hoping To Shoot Better At Home

The goals at the Maravich Center have not been the greatest for LSU in their first three conference games, twice shooting below 30 percent in the building ... LSU shot 21 percent at home in the conference opener against Mississippi State and just 29 percent in the last home SEC game against Arkansas (1/26) LSU 50 percent in its conference win at Auburn (1/30) and although under 40 percent at Alabama (2/2), the Tigers did shoot 40 percent from three-point range.

For the season, LSU is now hitting 42.7 percent (521-1,221), 12th in the league, while opponents are shooting at a 42.5 percent clip ... In league games, LSU is 165-of-421 (39.2 percent).

About Tennessee

Tennessee enters the game ranked No. 7 in the country in both national polls after a 104-82 win at home over Florida on Tuesday night ... Tennessee has won four straight games against Georgia, Alabama, Mississippi State and Florida since a Jan. 22 loss at Kentucky ... In the Florida game, Chirs Lofton had 26 points to lead the Vols, with Tyler Smith and JaJuan Smith each having 23 points with JP Prince adding 10 ... Tennessee had 27 assists and just nine turnovers, shooting 49.3 percent from the floor (44.8 percent from the arc with 13 treys) ... Tennessee, down four at the half, scored 60 points in the second half ... Bruce Pearl is in his third year as the head coach at the University of Tennessee with a record of 66-21 ... Pearl overall has won 383 career games as a head coach ... The UT starters based on the last game:

G - 2 JaJuan Smith (6-2, 195, Sr., Cleveland, Tenn.) 14.8 ppg, 3.3 rpg

G - 5 Chris Lofton (6-2, 200, Sr., Maysville, Ky.) 15.7 ppg, 3.0 rpg

G - 12 Ramar Smith (6-2, 200, So., Mt. Clemens, Mich.) 8.5 ppg, 2.3 rpg

F - 1 Tyler Smith (6-7, 215, So., Pulaski, Tenn.) 13.5 ppg, 6.2 rpg

F - 4 Wayne Chism (6-9, 242, So., Bolivar, Tenn.) 8.7 ppg, 6.0 rpg

Versus Ranked Teams

The Tigers are still looking for their first win against ranked teams after four losses - Villanova (25), Texas A&M (12), Ole Miss (16) and Vanderbilt (16) ... LSU is 12-16 at home against ranked opponents in the Brady era and this will be the first meeting against a ranked team in the Maravich Assembly Center this season ... Overall, LSU is 23-51 against ranked teams in the John Brady era.

LSU is 5-11 in its history against teams ranked No. 7 in the AP poll, the last game against a No. 7 team coming in February 2006 as LSU lost to No. 7 Florida, 71-

SEC STANDINGS

Eastern Division update

| TEAM | SEC | OVERALL |
|-------------|-----|---------|
| Tennessee | 7-1 | 20-2 |
| Kentucky | 5-2 | 11-9 |
| Florida | 5-3 | 18-5 |
| Vanderbilt | 4-4 | 19-4 |
| S. Carolina | 3-4 | 11-10 |
| Georgia | 2-5 | 11-9 |

Western Division

| TEAM | SEC | OVERALL |
|-------------|-----|---------|
| Miss. State | 6-2 | 15-7 |
| Arkansas | 5-2 | 16-5 |
| Ole Miss | 3-4 | 16-4 |
| Auburn | 2-6 | 12-9 |
| Alabama | 2-6 | 13-10 |
| LSU | 1-6 | 8-13 |

CAREER DOUBLE-DOUBLES

TASMIN MITCHELL (8)

| Game | Date | Pts | Reb |
|----------|----------|-----|-----|
| Southern | 11/18/05 | 19 | 12 |
| UL-Laf. | 12/17/05 | 16 | 11 |
| Duke | 3/23/06 | 10 | 10 |
| Texas | 12/10/06 | 23 | 10 |
| UConn | 1/6/07 | 16 | 10 |
| Ole Miss | 1/17/07 | 19 | 10 |
| Ole Miss | 2/14/07 | 11 | 10 |
| McNeese | 11/14/07 | 16 | 14 |

ANTHONY RANDOLPH (5)

| Game | Date | Pts | Reb |
|------------|----------|-----|-----|
| SE La. | 11/12/07 | 19 | 13 |
| Southern | 11/30/07 | 24 | 11 |
| Ole Miss | 1/12/08 | 18 | 11 |
| Vanderbilt | 1/19/08 | 14 | 19 |
| Alabama | 2/2/08 | 13 | 12 |

MARCUS THORNTON (3)

| Game | Date | Pts | Reb |
|---------------|----------|-----|-----|
| Ariz. State | 11/21/07 | 18 | 12 |
| Villanova | 12/6/07 | 15 | 13 |
| Wichita State | 12/19/07 | 12 | 11 |

CHRIS JOHNSON (1)

| Game | Date | Pts | Reb |
|-----------|----------|-----|-----|
| Chaminade | 11/20/07 | 18 | 11 |

TIGER OPPONENTS IN POLLS

| Record at Time of Game | AP | ESPN/ USAT |
|------------------------|----|---------------|
| Villanova (L, 67-68) | 25 | 21 |
| Texas A&M (L, 53-79) | 12 | 10 |
| Ole Miss (L, 71-74) | 16 | 15 |
| Vanderbilt (L, 72-96) | 16 | 14 |
| Tennessee (Feb. 9) | 7 | 7 |
| Florida (Feb. 13) | RV | 22 |
| Arkansas (Feb. 20) | RV | RV |
| Ole Miss (Feb 23) | RV | RV |
| Miss. State (March 8) | RV | RV |

THE STATISTICS

| Overall | LSU | UT |
|----------------------|------|-------|
| Scoring Average | 68.9 | 85.4 |
| Opp. PPG Average | 69.9 | 70.0 |
| Scoring Differential | -1.0 | +15.4 |
| FG Percentage | 42.7 | 46.4 |
| Opp. FG Percentage | 42.5 | 43.3 |
| 3PT FG Pct. | 32.3 | 36.6 |
| Opp. 3FG Pct. | 34.8 | 29.3 |
| 3 FGs per Game | 6.8 | 9.8 |
| FT Percentage | 74.1 | 64.9 |
| Rebound Avg. | 35.1 | 37.6 |
| Opp. Reb. Avg. | 38.0 | 37.7 |
| Reb. Differential | -2.9 | -0.1 |
| Assist Average | 12.0 | 19.8 |
| TO Average | 14.1 | 12.8 |
| Blocks Average | 6.0 | 3.2 |
| Steals Average | 6.3 | 10.6 |

| SEC Stats | LSU | UT |
|----------------------|-------|-------|
| Scoring Average | 65.4 | 83.6 |
| Opp. PPG Average | 75.7 | 72.4 |
| Scoring Differential | -10.3 | +11.3 |
| FG Percentage | 39.2 | 46.0 |
| Opp. FG Percentage | 48.5 | 44.6 |
| 3PT FG Pct. | 30.0 | 40.1 |
| Opp. 3FG Pct. | 41.9 | 27.7 |
| 3 FGs per Game | 6.4 | 10.1 |
| Free Throw Pct. | 76.9 | 65.2 |
| Rebound Avg. | 34.4 | 39.8 |
| Opp. Reb. Avg. | 36.1 | 35.6 |
| Reb. Differential | -1.7 | +4.1 |
| Assist Average | 10.1 | 18.4 |
| Turnover Average | 12.0 | 13.8 |
| Blocks Average | 3.3 | 3.4 |
| Steals Average | 4.7 | 8.1 |

LSU Scoring Runs

| | |
|------|----|
| 5-0 | 25 |
| 6-0 | 13 |
| 7-0 | 18 |
| 8-0 | 7 |
| 9-0 | 4 |
| 10-0 | 1 |
| 11-0 | 3 |
| 12-0 | 1 |
| 13-0 | |
| 14-0 | 1 |
| 15-0 | |
| 16-0 | |
| 17-0 | 1 |

Opp. Scoring Runs

| | |
|------|----|
| 5-0 | 27 |
| 6-0 | 21 |
| 7-0 | 9 |
| 8-0 | 12 |
| 9-0 | 7 |
| 10-0 | 2 |
| 11-0 | 2 |
| 12-0 | 2 |
| 13-0 | 1 |
| 14-0 | 1 |
| 15-0 | |

62, in Gainesville ... This will be LSU's first game against an AP top 10 team since LSU defeated No. 3 Florida in Baton Rouge in February 2007, 66-56 ... In fact, LSU is on a four-game winning streak against AP top 10 teams dating back to the regional semifinals of 2006 having defeated No. 1 Duke 62-54 and No. 9 Texas 70-60 and last season beating No. 6 Texas A&M at home 64-52 before winning the Florida game.

At The PMAC

LSU is 6-4 this year at home with five conference home games remaining to be played ... LSU is 48-11 over the last three-plus years overall ... The Tigers are 201-112 in conference play in the building, 21-6 over the last three seasons.

The Pete Maravich Assembly Center

This is the 37th season of play in the building and LSU is 419-143 in the building (74.9 percent).

The Tigers are playing at home this year on a brand new wood floor that was installed earlier in the month. The floor was designed by Jason Feirman in the LSU Athletics Publications office and made by Connor Sports Flooring in Arlington, Illinois.

On The Road

The win by LSU versus Auburn stopped a 15-game losing streak on the opponent's home court dating back to a win at Oregon State in December 2006 ... It was the first win in an SEC game on the road since the final road game of the 2006 season at South Carolina ... LSU had lost 10 straight in the league up until the Auburn game.

100th Anniversary Plans Under Way; 1980/1990s All-Decade Voting Begins Today

The LSU Athletics Department on Dec. 21 announced that LSU basketball fans would have a lead role in the celebration of LSU's 100 years of college basketball ... The celebration began last month (Jan. 2008) with the beginning of the selection by the fans of the all-decade teams and will culminate with the announcement of the all-century team at a gala honoring all former players on Jan. 30, 2009, the 100th anniversary of the first university sanctioned intercollegiate basketball contest with Dixon Academy in Covington ... LSU will also have a home televised league game on Jan. 31, 2009 to culminate the year-long celebration.

The voting for the All-Decade teams is taking place during the Southeastern Conference games of the 2008 season and began with voting for the 1940s and 1950s All-Decade team. The nominees for the team appeared online on Jan. 16 and fans will be able to vote online at www.LSUsports.net. Each home game different decades of player nominees will be spotlighted and voting will continue until the end of February. The all-decade teams will be announced at the final home game of 2008, against Alabama on March 5.

The Centennial Committee, composed of former players and coaches from the various decades, media members and historians, will select an early years team representing the first 30 years of the program from 1909-1939.

Those players chosen on the All-Decade teams along with the early team selected by the committee will be eligible for the All-Century team which fans will have the chance to vote on during the summer of 2008. The All-Century team will be picked on a weighted vote of both the fans and the Centennial Committee.

Also beginning in February, LSUsports.net will have a special section where all former players, managers, coaches and trainers can register their contact information so that the committee can locate as many members of the LSU basketball family for the reunion gala in January 2009 ... Finally, LSU fans are asked to begin thinking of their favorite moments in the history of LSU basketball which can also be submitted online. LSU will announce the 100 greatest moments as chosen by the fans and the committee during the 2008-09 basketball season.

Marcus Thornton League Leader With 13 Games of 20 or More

Marcus Thornton is the league leader in games of 20 or more points with 13 going into the weekend's play ... Shan Foster has 11 games of 20 or more and Devan Downey of South Carolina has 10.

His last six games have all been over 20 points -- 25 at Ole Miss (1/12), 27 versus Auburn (1/16), 27 at Vandy (1/19), 20 versus Arkansas (1/26), 38 at Auburn (1/30) and 22 at Alabama (2/2) (the complete list of his 20-point games can be found in the 20-point box on page 11 of the notes).

With his big week, Thornton has moved into a tie for the lead in scoring overall

and alone in the lead in league game statistics. Here are the top three in both categories:

Overall

1. **Marcus Thornton, LSU, 19.8 ppg**
1. **Devan Downey, S. Car., 19.8 ppg**
3. **Richard Hendrix, Alabama, 19.0 ppg**

SEC Games

1. **Marcus Thornton, LSU, 24.4 ppg**
2. **Devan Downey, S. Car., 22.3 ppg**
3. **Sonny Weems, Arkansas, 19.1 ppg**

Thornton also is averaging 5.9 rebounds, 19th in the league stats, and his 84.1 percent free throw percentage is ranked third in the league ... His three-point percentage of 36.1 percent is the 10th best in the league ... Thornton's six consecutive 20-plus point games is the longest current streak of someone scoring 20 or more in the league and ties the best of the year set earlier by Ramel Bradley of Kentucky ... Chris Lofton of Tennessee has a current 20-game streak five.

The Few, The Proud, The Tigers

The Tigers dressed just eight players against Texas A&M (1/2) but upped things to nine players at Ole Miss (1/12) with the addition of Quintin Thornton on the roster and now back to 10 with the return of Chris Johnson at Auburn (1/30) ... Thornton, no relation to Marcus Thornton, tore his pectoral muscle on the first week of preseason practice in an individual workout session and was finally cleared to practice on Jan. 8 ... He played three minutes in his first action since Canada as an LSU Tigers against Mississippi State (1/9) ... Johnson returned in the second Auburn game (1/30) after breaking a bone in his hand against Tulane on Jan. 2 ... Tasmin Mitchell remains out for the season after surgery for an ankle fracture suffered early in non-conference play and center.

Johnson Makes Nice Return

LSU center Chris Johnson returned for non-contact drills on Jan. 25 for the first time since he fractured the bone between the index finger and the wrist on his shooting (right) hand ... He took part in all the drills in practice Jan. 28 and 29 and then came into the game at Auburn (1/30) and played 24 minutes, hitting his first two shots and finishing with six points, rebounds and two blocks ... Johnson again came off the bench at Alabama (2/2) and played 27 minutes and scored 13 points, hitting three field goals, including a trey, with 6-of-6 at the free throw line with four rebounds and a block ... Johnson remains third on the team in scoring average at 11.2 points per game and 4.7 rebounds with a block average of two a game.

Randolph One Of The Top SEC Freshman

We've already discussed Anthony Randolph of Dallas and his week that earned him FOW honors from the SEC ... He is one of the top SEC freshman, averaging 14.1 points per game ... He also is averaging 8.6 rebounds which ranked third overall in rebounds ... Randolph also averages 1.2 steals and 2.5 blocks ... His scoring average ranks fifth among league freshman, the rebound average is first, the steals is third and his blocks per game average is first among league freshman ... Overall in the league, he is second in the league in blocked shot average.

Nationally, Randolph's rebound average is ranked 51st nationally and his blocks per game average is ranked 23rd.

Randolph's 52 blocks puts him 10th on the LSU single season block list (see page 12 of notes).

Is Auburn The Game That Shakes The Trend

Is rallying from five-point down in the final minute at Auburn (1/30) the game that finally shakes the trend of close games that LSU has lost on an almost consistent basis over the last year and a half ... It's too early to tell, but the Tigers made one of its most significant comebacks from a deficit in some time with the way it came back to win the game against Auburn.

In 2007, the Tigers were 1-6 in games decided by four points or less and prior to Auburn was 1-4 this year in games of five points or less.

| TIGER TRENDS | | |
|--|--------------|---------------|
| LSU RECORD... | 07-08 | JB YRS |
| In November | 5-2 | 39-9 |
| In December | 2-3 | 53-16 |
| In January | 1-7 | 38-52 |
| In February | 0-1 | 35-44 |
| In March | | 27-17 |
| In April | | 0-1 |
| LSU vs. AP Ranked Opponents | | |
| At home | | 12-16 |
| On the road | 0-4 | 3-30 |
| Neutral | | 8-5 |
| LSU's Record in Games... | | |
| Decided by 5 pts or less | 2-3 | 50-47 |
| Decided by 10 pts or less | 5-8 | 78-81 |
| Decided 11 pts or more | 3-5 | 115-57 |
| At night | 6-7 | 140-84 |
| During the day | 2-6 | 53-53 |
| Decided in Overtime | 0-1 | 8-8 |
| Televised | 5-11 | 88-91 |
| LSU's Record When Scoring... | | |
| Less than 60 points | 0-4 | 10-59 |
| 60-69 points | 2-4 | 51-50 |
| 70-79 points | 3-4 | 61-28 |
| 80-89 points | 3-1 | 42-3 |
| 90-99 points | | 23-0 |
| 100 or more points | | 5-0 |
| LSU's Record When Allowing... | | |
| Less than 60 points | 3-0 | 98-16 |
| 60-69 points | 2-5 | 65-41 |
| 70-79 points | 2-4 | 23-45 |
| 80-89 points | 1-3 | 5-33 |
| 90-99 points | 0-1 | 0-4 |
| 100 or more points | | 1-1 |
| LSU's Record When... | | |
| Leading at the half | 4-4 | 152-29 |
| Losing at the half | 2-9 | 32-101 |
| Tied at the half | 2-0 | 8-9 |
| Lead 10 minutes left | 6-1 | 163-24 |
| Losing 10 minutes left | 1-10 | 26-109 |
| Tied 10 minutes left | 1-2 | 3-6 |
| Lead 5 minutes left | 8-1 | 167-19 |
| Losing 5 minutes left | 0-10 | 20-112 |
| Tied 5 minutes left | 0-2 | 5-8 |
| LSU's Record When Shooting... | | |
| 50% or higher | 4-0 | 92-17 |
| Less than 50% | 4-13 | 100-122 |
| Better than opponent | 6-2 | 159-33 |
| Worse than opponent | 2-9 | 33-103 |
| Even Shooting | 0-2 | 0-3 |
| More 3PT FGs than opp. | 5-6 | 90-37 |
| LSU's Record When... | | |
| Outrebounding opp. | 3-2 | 156-32 |
| Outrebounded by opp. | 4-10 | 33-98 |
| Equal rebounds | 1-1 | 3-9 |
| LSU's Record When Committing... | | |
| Fewer TO than opp. | 6-2 | 99-31 |
| More TO than opp. | 1-9 | 81-98 |
| Equal TO | 1-2 | 12-10 |
| 15 or fewer TO | 6-7 | 114-60 |

COACHING MARKS

Coaching Tenure in SEC

| | |
|-------------------------------|--------------------|
| 1. Billy Donovan, Florida | 12th season |
| 2. John Brady, LSU | 11th season |
| 3. Rick Stansbury, MSU | 10th season |
| 3. Mark Gottfried, Ala. | 10th season |
| 5. Kevin Stallings, Vandy | 7th season |
| 5. Dave Odom, USC | 7th season |
| 7. Dennis Felton, UGA | 5th season |
| 8. Jeff Lebo, Auburn | 4th season |
| 9. Bruce Pearl, Tennessee | 3rd season |
| 10. Andy Kennedy, Ole Miss | 2nd season |
| 11. Billy Gillispie, Kentucky | 1st season |
| 11. John Pelphrey, Arkansas | 1st season |

Coaching Tenure at LSU

| | |
|----------------------|-------------------|
| 1. Harry Rabenhorst | 29 seasons |
| 2. Dale Brown | 25 seasons |
| 3. John Brady | 11 seasons |
| 4. Jay McCreary | 8 seasons |
| 5. Dr. C. C. Stroud | 6 seasons |
| 5. Press Maravich | 6 seasons |

Coaching Wins at LSU

| | |
|----------------------|------------|
| 1. Dale Brown | 448 |
| 2. Harry Rabenhorst | 340 |
| 3. John Brady | 192 |
| 4. Dr. C. C. Stroud | 82 |
| 4. Jay McCreary | 82 |

Coaching Wins in SEC

(through play on February 6)

| | |
|-------------------------------|------------|
| 1. Billy Donovan, Fla. | 279 |
| 2. Rick Stansbury, MSU | 200 |
| 3. Mark Gottfried, Ala. | 194 |
| 4. John Brady, LSU | 192 |
| 5. Kevin Stallings, Vandy | 163 |
| 6. Dave Odom, USC | 125 |
| 7. Dennis Felton, UGA | 69 |
| 8. Bruce Pearl, Tennessee | 66 |
| 9. Jeff Lebo, Auburn | 54 |
| 10. Andy Kennedy, Ole Miss | 37 |
| 11. John Pelphrey, Arkansas | 16 |
| 12. Billy Gillispie, Kentucky | 11 |

All-Time Wins--SEC

(through play on February 6)

| | |
|---------------------------------|------------|
| 1. Adolph Rupp, UK | 875 |
| 2. Dale Brown, LSU | 448 |
| 3. C. M. Newton, UA/VU | 340 |
| 3. Harry Rabenhorst, LSU | 340 |
| 5. Tubby Smith | 308 |
| 6. Joe B. Hall, Kentucky | 297 |
| 6. Hugh Durham, Georgia | 297 |
| 8. Billy Donovan, Florida | 279 |
| 9. Ray Mears, Tennessee | 278 |
| 9. Roy Skinner, Vanderbilt | 278 |
| --- | |
| 15. Norm Sloan, Florida | 232 |
| 16. Rick Pitino, Kentucky | 219 |
| 17. Joel Eaves, Auburn | 214 |
| 18. Don DeVoe, Tenn, Fla. | 211 |
| 19. Eddie Fogler, Vandy/SC | 204 |
| 20. Rick Stansbury, Miss. St. | 200 |
| 21. Bob Polk, Vanderbilt | 197 |
| 22. Mark Gottfried, Alabama | 194 |
| 23. John Brady, LSU | 192 |
| ----- | |
| 30. Kevin Stallings, Vandy | 163 |

Garrett Temple In School Top 10 In Career Assists, Blocks

Despite what some internet experts may say, Temple did his part in the win at Auburn (1/30), although it didn't come from the scoring category ... But in the process he equaled his career high in rebounds with eight and also equaled his career high in assists with seven ... He came back in the Alabama game (2/2) and upped his career rebound high to nine with five assists and three steals as the junior played all 40 minutes.

The junior has spent much of his career dishing out timely assists and through 21 games this year leads the team with 75 assists ... That gives him a total of 312 career assists, ninth best all time at LSU (complete list in career box on page 11 of notes) ... He has 115 career steals and is 21 short of moving into the top 10 in that category at LSU ... Against Oregon State (12/22), he blocked two shots to move into the school top 10 list for blocked shots and now has 84 for his career, ninth all-time at LSU ... He has posted double figure games in three of the last six games.

Scoring Issues

Scoring 80 or more points has always been good to LSU over the years and there haven't been too many times in the John Brady era that the Tigers have surrendered 80 points.

When LSU scored 81 points at Auburn and won, it gave LSU a record of 70-3 during the Brady era when scoring at least 80 points in a game ... However, in both games last week, LSU surrendered 80 points, just the 42nd and 43rd times the Tigers have allowed 80 or more points in the Brady era and LSU is now 6-37 when allowing 80 points (1-4 this season).

Florida, LSU Still Have Best Home Win Marks

Since the start of the 2002-03 season, Florida and LSU far and away have the most home wins of any team in the Southeastern Conference:

Florida 85

LSU 74

Vanderbilt 71

Tennessee 71

Alabama 69

Arkansas 64

Kentucky 63

South Carolina 59

Mississippi St. 58

Auburn 56

Georgia 56

Ole Miss 51

Louisiana Home Win Streak

LSU completed its home slate of games against Louisiana schools Dec. 15 against Northwestern State with LSU winning all five of its games this year (Southeastern Louisiana, McNeese State, Nicholls State, Southern and Northwestern State), extending LSU's winning streak in the Maravich Center against Louisiana schools to 67 games ... LSU last lost to a Louisiana school in the PMAC on Dec. 6, 1988 when Louisiana Tech beat LSU in overtime, 111-109 ... The present streak started two nights later on Dec. 8, 1988 when the Tigers defeated McNeese State ... A total of 42 of those wins have come in the John Brady era.

Learning To Play Without Tasmin Mitchell

The Tigers have had to learn to play without a staple of the last two years in the LSU lineup, junior forward Tasmin Mitchell ... Mitchell, who started every game in his freshman and sophomore seasons is probably out for the remainder of the year after undergoing surgery on his left ankle for a stress fracture of his shin bone ... Mitchell averaged 11.4 points a game during LSU's Final Four season in 2006 and then averaged 14.5 points last season ... Mitchell was a pre-season coaches All-SEC selection for the 2007-08 season ... Mitchell started the first three games of the season, to run his consecutive game starting streak to 71, but had to go to the bench in pain after just six minutes of the LSU-Oklahoma State game in Maui (11/21) ... He underwent surgery on Nov. 29 and while the recovery and rehab process is six-to-eight weeks, it is expected that he will use a medical redshirt and be available for two more seasons for LSU.

John Brady in Elite Company

Brady's two SEC titles (2000, 2006) make him one of just 15 coaches in SEC history to have won at least two SEC regular season titles joining Adolph Rupp (27), Joe Hall (8), Tubby Smith (5), Dale Brown and Babe McCarthy (4), Ray Mears, C. M. Newton, Billy Donovan and Harry Rabenhorst (3) and Brady, Eddie Fogler, Rick Pitino, Nolan Richardson, Ray Skinner and John Mayer (2).

As far as Division championships, only four coaches -- Tubby Smith (7), Rick Pitino, Nolan Richardson and Billy Donovan (4) have won more division titles than John Brady (3).

Brady is also one of just 12 coaches all-time in the SEC to have taken a team to an NCAA Final Four.

This is Brady's 11th as the head coach at LSU, the third longest tenure for an LSU coach behind Harry Rabenhorst (29) and Dale Brown (25) ... His 192 wins is the third most in school history ... Of the school's 1,352 wins, those three coaches are responsible for 980 wins or 72.3 percent of the total wins in LSU basketball's 100 years.

Brady 23rd On SEC All-Time Coaching List

Brady's 192 career wins at LSU has him listed as the 23rd winningest coach all-time in the Southeastern Conference.

NBA Playing With Five Former Tigers On Rosters

The National Basketball Association presently has five former LSU Tigers on its rosters:

Brandon Bass -- 3rd yr -- Dallas Mavericks (first year after two with New Orleans)
Glen Davis -- rookie year -- Boston Celtics (2nd round draft pick)
Shaquille O'Neal - 16th yr - Traded to Phoenix (4th team after Orlando, LA, Miami)
Stromile Swift -- 8th year -- Memphis Grizzlies (drafted 3rd by Vancouver in 2000)
Tyrus Thomas -- 2nd yr -- Chicago Bulls (4th pick 2006 by Portland, traded to Chicago)

Three-Point Shooting Notes

The Tigers are averaging 6.8 treys a game, while averaging 20.9 attempts a game ... The Tigers are on pace to be over the school record of 614 attempts taken by the 1995-96 team ... LSU is on pace as well to make 200 treys for only the fourth time since the shot was instituted in the late 1980s ...

In the Arizona State (11/21) game, LSU's 33 attempts was just seven shy of the school record for attempts ... In fact, Marcus Thornton's 12 attempts in that game was the first time anyone had attempted more than 10 three-pointers in a game since Torris Bright in 2002 ... Against Oregon State (12/22), Thornton's six makes was the first time someone made at least six attempts since Antonio Hudson against Louisiana-Lafayette in November 2004 ... He equaled that in the Auburn game (1/15) and now has taken that to another level with his eight makes against Auburn (1/30).

For the season, LSU is hitting at 32.3 percent (142-of 440) ... LSU hit 10 treys at Auburn (1/30), the fourth time LSU was in double figures from the arc (11 vs. Oklahoma State 11/19; 12 vs. Arizona State, 11/21; and 10 versus Oregon State (12/22) and Auburn (1/30)) ... For the season, opponents are making 6.7 a game and 34.8 percent (140-of-402).

Rebounding

After being out rebounded in nine straight games, the Tigers have only been out rebounded once in the last five games ... In that nine-game stretch in which LSU was outrebounded, the margin was plus-85 for the opponents on the boards ... Ironically last week, LSU and Auburn (1/30) and LSU and Alabama (2/2) both had the same rebound totals in both games.

The Wichita game in December was the first time an opponent had recorded 50 rebounds against LSU since the Wyoming game of Jan. 2001.

In past years, LSU's out rebounding opponents has been a key component in LSU winning: 21-5 when having the most boards in 2006 and 16-6 a year ago ... The Tigers have won 156 of 188 games (82.9 percent) in the Brady era when out rebounding the opponent ... The Vanderbilt game (1/19) marked the second time in five games this year in which LSU had more rebounds than the Tigers didn't win ... LSU has averaged more rebounds than the opponents in each of the first 10 seasons of the Brady era ... But right now the difference has swung to the opponents as far as rebound differential.

The Oregon State game marked just the 33rd time in 132 games in the John

SCORING BREAKDOWN

| CLASS | PTS | PCT. |
|------------|-----|------|
| Freshmen | 425 | 29.4 |
| Sophomores | 49 | 3.4 |
| Juniors | 951 | 65.7 |
| Seniors | 22 | 1.5 |

| SCORING | PTS | PCT. |
|----------|------|------|
| Starters | 1184 | 81.8 |
| Bench | 263 | 18.2 |

| POINTS IN PAINT | PTS | APG |
|-----------------|-----|------|
| LSU | 542 | 25.8 |
| Opponents | 618 | 29.4 |

| POINTS OFF TO | PTS | APG |
|---------------|-----|------|
| LSU | 323 | 15.4 |
| Opponents | 314 | 14.9 |

| BENCH SCORING | PTS | APG |
|---------------|-----|------|
| LSU | 263 | 12.5 |
| Opponents | 386 | 18.4 |

| FT% LAST 5 MINUTES | PCT |
|-----------------------------|-------------|
| LSU (18-21, 85.7-SEC) | 67-94 71.3 |
| Opponents (24-36, 66.7-SEC) | 79-105 75.2 |

| FG% LAST 5 MINUTES | PCT |
|-----------------------------|-------------|
| LSU (20-58, 34.5-SEC) | 69-162 42.6 |
| Opponents (24-41, 58.5-SEC) | 67-150 44.7 |

| 3FG% LAST 5 MINUTES | PCT |
|-----------------------------|------------|
| LSU (9-32, 28.1-SEC) | 22-76 28.9 |
| Opponents (24-36, 66.7-SEC) | 14-53 26.4 |

W-L RECORDS OF STARTING LINEUPS

1-0 -- Temple, Martin, M. Thornton, Randolph, Mitchell
 1-1 -- Martin, M. Thornton, Johnson, Randolph, Mitchell
 5-5 -- Martin, M. Thornton, Johnson, Temple, Randolph
 0-2 -- Spencer, Martin, M. Thornton, Temple, Randolph
 0-1 -- Temple, Martin, M. Thornton, Randolph, Green
 1-3 -- Temple, Farr, M. Thornton, Randolph, Q. Thornton
 0-1 -- Temple, Spencer, M. Thornton, Q. Thornton, Randolph

LEADING SCORERS -- M. Thornton 15, Randolph 4, Johnson 1, Martin 1

LEADING REBOUNDERS -- Randolph 12, M. Thornton 5, Johnson 2, Mitchell 1, Martin 1, Q. Thornton 1, Temple 1

LEAD ASSISTS -- Temple 12, Martin 4, Randolph 4, Spencer 3, Mitchell 2, M. Thornton 2

DUNKS -- Randolph 28, Johnson 15, Green 4, Temple 2, M. Thornton 2, Martin 1, Q. Thornton 1

DOUBLE FIGURE SCORING GAMES -- M. Thornton 19, Randolph 18, Martin 11, Johnson 9, Temple 5, Spencer 4, Mitchell 1, Farrer 1

DOUBLE DOUBLE -- Randolph 5, Thornton 3, Mitchell 1, Johnson 1

NO. OF DOUBLE FIGURES BY GAME

| | | | | | |
|---|---|---|---|---|--------|
| 1 | 2 | 3 | 4 | 5 | 6/more |
| | 5 | 7 | 9 | | |

STREAKING

Consecutive Games in Double Figures

Anthony Randolph 11
Marcus Thornton 8
Terry Martin 2
Chris Johnson 1

Consecutive Games Without Fouling Out

Alex Farrer 31
Tasmin Mitchell 29
Marcus Thornton 21
Bo Spencer 21
Garrett Green 15
Anthony Randolph 13
Chris Johnson 10
Greg Terrebbonne 8
Garrett Temple 7
Quintin Thornton 7
Terry Martin 4

Consecutive Gms. 3PT FG

Marcus Thornton 6
Terry Martin 2
Chris Johnson 1
Garrett Temple 1

Consecutive Games Scored in

Anthony Randolph 21
Marcus Thornton 19
Chris Johnson 16
Garrett Temple 9
Alex Farrer 6
Quintin Thornton 6
Terry Martin 4

Consecutive Games Started

Anthony Randolph 21
Marcus Thornton 21
Garrett Temple 17
Quintin Thornton 5
Alex Farrer 2

IN NCAA STATISTICS

Team

| | | |
|-----------------|------|------|
| Free Throw Pct: | 74.1 | 35th |
| Blocks | 6.0 | 13th |

Individual

| | | |
|----------------------------|------|------|
| Pts - Marcus Thornton | 19.8 | 36th |
| 3PT FGS PG - M. Thornton | 2.9 | 48th |
| 3PT Pct. - Marcus Thornton | 36.1 | 90th |
| FT Pct. - Marcus Thornton | 84.1 | 62nd |
| Reb-Antony Randolph | 8.6 | 51st |
| Blocks - A. Randolph | 2.5 | 23rd |

Brady era that LSU was able to win a game when out rebounded by the opposition ... When LSU and Alabama were even in rebounds last Saturday, it marked just the 12th time that has happened in the Brady era ... LSU is 3-9 when even in rebounds.

LSU is averaging 35.1 boards a game, while giving up 38.0 rebounds a game.

LSU is -53 to the opponents in offensive rebounds with opponents having kept possessions alive 281 times, compared to 228 for the Tigers.

Free Throw Percentage

The Tigers have had great success at the free throw line this year and at this point in the season the percentage is the second best in the league and the third best all-time at LSU ... LSU is 263-of-355 or 74.1 percent topped by the 30-of-33 by Chris Johnson (90.9 percent) and the 69-of-82 of Marcus Thornton (84.1 percent).

In conference play, LSU's only real hiccup was in the Ole Miss game (1/12) when LSU made just 7-of-15 (46.7 percent), the first time LSU was below 50 percent in a game since the 2006 national semifinals against UCLA ... But even with that, LSU is 83-of-108 in conference play (76.9 percent), best in the league.

Last season, the Tigers hit 70 percent at the free throw line, making 403-of-572 free throws during the 32-game season ... It was just the second time in the Brady era that an LSU team made 70 percent of their free throws and just missed the top 10 for school all-time free throw percentage marks.

The other time the Tigers were over 70 percent was in Coach Brady's eighth year (2004-05) when LSU was 500-of-685 from the line or 73.0 percent ... Last year was the fewest free throw attempts of any team in the Brady era.

Tall and Lean Tigers Blocking Shots

This has been a team that could block shots all season long and part of the blocked shot tandem is back with the return of Chris Johnson to go with Anthony Randolph who is one of the league and national leaders.

However, the Tigers could not block a shot in the first meeting against Auburn (1/16) in Baton Rouge, the first time the Tigers had zero blocks in a game since January of 2001 against South Carolina.

The blocks have come easily at times but that also can be a double-edge sword as sometimes the blocks are coming from behind shooters driving to the goal after beating defenders to the goal ... But none-the-less, it is a good category number for the Tigers.

The Tigers blocked 14 shots at Villanova (12/6), just two shots off the school record of 16 set by the Shaquille O'Neal-Stanley Roberts team of 1990.

The Tigers cumulative total of blocks last year, 155, ranked sixth all-time at LSU as the Tigers averaged 4.8 blocks per game ... This season, LSU has 125 blocks, an average of six a game ... The Tigers are second in the league and 13th in the nation ... Ten players have blocked shots this year, led by the 52 of Anthony Randolph.

LSU's 125 blocks, is presently ninth on the team single season block list.

Scoring High and Low

LSU scored 57 points against Southern in the second half (11/30), the fourth best single scoring half in the John Brady era:

1. **60 - 2nd half - Grambling (1-20-99)**
2. **59 - 1st half - Centenary (1-15-03)**
3. **58 - 2nd half - Tennessee (1-14-06)**
4. **57 - 2nd half - Southern (11-30-07)**

LSU scored 19 points in the first half against Mississippi State (1/9), tied for the ninth fewest points scored in a half in the Brady era:

1. **10 - 1st - Ole Miss (3-3-04)**
2. **14 - 2st - Wisconsin (3-23-00)**
3. **15 - 1st - Mississippi State (1-17-04)**
3. **15 - 1st - Ole Miss (2-7-01)**
5. **16 - 1st - Alabama (2-10-99)**
6. **17 - 1st - Ole Miss (3-9-07)**
7. **18 - 2nd - Ole Miss (2-7-01)**
7. **18 - 1st - Tennessee (1-6-99)**
9. **19 - 1st - Mississippi State (1-9-08)**
9. **19 - 1st - Alabama (2-2-02)**

9. 19 - 2nd - Mississippi State (1-16-99)

O Canada

The LSU season got off to an early start thanks to a three-game exhibition tour of Canada over the Labor Day weekend ... The Tigers played games and won at the University of Guelph (92-60), York University (101-67) and the University of Toronto (82-55) ... Marcus Thornton, the junior college transfer, led the Tigers on the trip averaging 26.0 points per game as the guard hit 32-of-55 field goal attempts and more importantly 11 three-pointers in 25 attempts (44 percent) ... Anthony Randolph averaged 13.3 points and a team best 6.7 rebounds, while veterans Terry Martin (13.0 points) and Mitchell (11.0 points) averaged in double figures.

LSU as a team shot 48 percent from the floor and 36.9 percent from the international three-point arc, some 30 percentage points higher than a season ago.

LSU's decision to wait until the Labor Day Weekend to go on a trip outside the United States allowed the newcomers to join the veterans on the trip and allowed for a week of practice prior to leaving for Canada.

Tigers Sign Four On First Day Of Fall Signing Period

The LSU Athletics Department announced on Wednesday that four student-athletes have signed national letters-of-intent with the LSU men's basketball team. Signing with the Tigers were:

J'Mison Morgan - Dallas (Texas) South Oak Cliff High - 6-10 center
Storm Warren - Monroe (La.) Richwood High School - 6-6 forward
Delwan Graham - Dunwoody (Ga.) High School - 6-7 small forward
Dennis Harris - Jonesboro (Ga.) Mundy's Mills High School - 6-10 combo forward

Morgan is rated No. 23 in the country by Rivalshoops.com and 29th by Scoutshoops.com after averaging 13 points, nine rebounds and five blocks per game last season. He was the District 14-4A defensive MVP and was named first-team Class 4A All-State by the Texas Association of Basketball Coaches ... Warren, ranked the 31st best power forward in the country by Scoutshoops.com, averaged 22.3 points, 18.1 rebounds and nine blocks a contest last year for Richwood as the Rams advanced to the Class 3A state semifinals. He was a first team All-State selection by the Louisiana Sports Writers Association ... Delwan Graham, ranked 68th in the country by Scoutshoops.com, averaged 18.6 points per game and 11 rebounds in earning first team Class 3A All-State honors by the Georgia Coaches Association. Dunwoody was 27-4 last season after winning the state crown in Graham's sophomore season ... Harris' Mundy Mills team is 60-24 the last three seasons, with three consecutive playoff appearances, including a regional championship and a trip to the Class 5A state tournament in 2007. The 3-star Rivalshoops.com and Scoutshoops.com player averaged 19 points and 11 rebounds in earning an honorable mention All-Metro by the Atlanta Journal Constitution. He scored a 1300 on the SAT and carries a 3.7 GPA.

Earlier this week, Monroe's Warren had the rare quadruple double against Green Oaks as the Richwood prep star had 27 points, 10 blocks, 10 assists and 17 rebounds.

Next - Tigers Tough Stretch Continues On Road Wednesday At Florida; Next Home Game is Feb. 16 Versus Kentucky

The Tigers season doesn't get any easier as LSU must travel to Gainesville for an 8 p.m. EST/7 p.m. CST contest at the O'Connell Center in Gainesville against the Florida Gators ... Following that, LSU returns back for another Saturday home game, this time at Noon CST against the Kentucky Wildcats ... Tickets for the LSU-Kentucky game are available online at www.LSUsports.net for \$14 for adults and \$5 for youths (ages 3-12) ... Both games next week will be televised on Raycom Sports and broadcast on the LSU Sports Radio Network.

CAREER RECORDS

LSU ASSIST LEADERS

| | | |
|--------------------|--------------|-----|
| 1. Kenny Higgs | 1974-78 | 645 |
| 2. Ethan Martin | 1977-81 | 638 |
| 3. Torris Bright | 2000-03 | 544 |
| 4. Pete Maravich | 1967-70 | 425 |
| 5. Derrick Taylor | 81-82; 83-86 | 401 |
| 6. Mike Darnall | 1972-75 | 399 |
| 7. Darrel Mitchell | 2002-06 | 367 |
| 8. Ricky Blanton | 84-86; 87-89 | 314 |
| 9. Garrett Temple | active | 312 |

LSU STEAL LEADERS

| | | |
|----------------------|--------------|-----|
| 1. Clarence Ceasar | 1991-95 | 310 |
| 2. Ethan Martin | 1977-81 | 279 |
| 3. Torris Bright | 2000-03 | 246 |
| 4. Darrel Mitchell | 2002-06 | 219 |
| 5. Derrick Taylor | 81-82; 83-86 | 207 |
| 6. Jerry Reynolds | 1982-85 | 194 |
| 7. Darryl Joe | 1986-88 | 173 |
| 8. Jermaine Williams | 1998-02 | 154 |
| 9. Leonard Mitchell | 1980-84 | 151 |
| 10. Vernel Singleton | 1988-92 | 136 |
| 10. Johnny Jones | 1980-84 | 136 |
| -- | | |
| xx. Garrett Temple | active | 115 |

LSU BLOCK LEADERS

| | | |
|---------------------|---------|-----|
| 1. Shaquille O'Neal | 1989-92 | 412 |
| 2. Stromile Swift | 1998-00 | 130 |
| 3. Glen Davis | 2004-07 | 110 |
| 4. Brandon Bass | 2003-05 | 104 |
| 5. Jose Vargas | 1984-88 | 100 |
| 6. Tyrus Thomas | 2005-06 | 99 |
| 7. Lionel Green | 1975-79 | 94 |
| 8. Jaime Lloreda | 2002-04 | 89 |
| 9. Garrett Temple | active | 84 |

20-POINT GAMES

38-Marcus Thornton, at Auburn (1/30)

27-Marcus Thornton, at Vandy (1/19)
27-Marcus Thornton, vs. Auburn (11/16)
27-Marcus Thornton, vs. SE La. (11/12)

25-Marcus Thornton, at Ole Miss (1/12)

24-Anthony Randolph, vs. Southern
(11/30)
24-Marcus Thornton, vs. Nicholls (11/28)
24-Marcus Thornton vs. McNeese (11/14)

22-Marcus Thornton, at Alabama (2/2)
22-Marcus Thornton vs. NW State (12/15)
22-Marcus Thornton vs Southern (11/30)

21-A. Randolph, at Auburn (1/30)
21-A. Randolph, vs. Nicholls (11/28)
21-A. Randolph, vs. Arizona State (11/30)

20-Marcus Thornton, vs. Arkansas (1/26)
20-Marcus Thornton, vs. Ore. St. (12/22)
20-Chris Johnson, vs. Southern (11/30)
20-Marcus Thornton vs. Okla St. (11/19)

Single Season Records

LSU BLOCK LEADERS

| | | |
|----------------------|---------|-----|
| 1. Shaquille O'Neal | 1991-92 | 157 |
| 2. Shaquille O'Neal | 1990-91 | 140 |
| 3. Shaquille O'Neal | 1989-90 | 115 |
| 4. Tyrus Thomas | 2005-06 | 99 |
| 5. Stormile Swift | 1999-00 | 95 |
| 6. Jaime Lloreda | 2002-03 | 61 |
| 6. Lionel Green | 1978-79 | 61 |
| 8. Stanley Roberts | 1989-90 | 60 |
| 9. Brandon Bass | 2003-04 | 56 |
| 10. Anthony Randolph | 2007-08 | 52 |

LSU 3 PT FIELD GOALS MADE

| | | |
|---------------------|---------|----|
| 1. Anthony Willson | 1986-87 | 95 |
| 2. Chris Jackson | 1989-90 | 88 |
| 3. Chris Jackson | 1988-89 | 84 |
| 4. Darrel Mitchell | 2005-06 | 82 |
| 5. Torris Bright | 2001-02 | 76 |
| 6. Ronnie Henderson | 1993-94 | 72 |
| 7. Maurice Carter | 1998-99 | 71 |
| 8. Ronnie Henderson | 1994-95 | 68 |
| 9. Darrel Mitchell | 2003-04 | 67 |
| 10. Darrel Mitchell | 2004-05 | 67 |

** Marcus Thornton 2007-08 61

LSU TEAM BLOCK LEADERS

| | |
|-------------------|------------|
| 1. 2005-06 | 236 |
| 2. 1989-90 | 225 |
| 3. 1991-92 | 206 |
| 4. 1990-91 | 198 |
| 5. 1999-00 | 180 |
| 6. 2006-07 | 155 |
| 7. 2002-03 | 132 |
| 8. 2004-05 | 127 |
| 9. 2007-08 | 125 |

LSU TEAM FT PCT. LEADERS

| | |
|-------------------|-------------|
| 1. 1988-89 | .770 |
| 2. 1985-86 | .750 |
| 3. 2007-08 | .741 |
| 4. 1963-64 | .737 |
| 5. 2004-05 | .730 |
| 6. 1969-70 | .727 |
| 7. 1972-73 | .720 |
| 8. 1984-85 | .714 |
| 8. 1967-68 | .714 |
| 10. 1979-80 | .710 |

The Last Time LSU ...

ALL GAMES

Scoring

| | |
|---------------------------|--|
| Less Than 50 points | 39 -- vs. Miss. State (39-61), 1/9/08 |
| 50-59 points | 52 -- vs. Arkansas (52-68), 1/26/08 |
| 60-69 points | 67 -- vs. Auburn (67-74), 1/16/08 |
| 70-79 points | 72 -- at Alabama (72-81), 2/2/08 |
| 80-89 points | 81 -- at Auburn (81-80), 1/30/08 |
| 90-99 points | 92 -- vs. Miss. Valley (92-58), 12/28/06 |
| 100 or more points | 104 -- vs. Nicholls State (104-57), 11/21/05 |

Opponents Scoring

| | |
|---------------------------|--|
| Less than 50 points | 45 -- by Southern (45-88), 11/30/07 |
| 50-59 points | 58 -- by Northwestern St., (58-82), 12/15/07 |
| 60-69 points | 68 -- by Arkansas (68-52), 1/26/08 |
| 70-79 points | 74 -- by Auburn (74-67), 1/16/08 |
| 80-89 points | 81 -- at Alabama (81-72), 2/2/08 |
| 90-99 points | 92 -- by Vanderbilt (92-76), 1/19/08 |
| 100 or more points | 101 -- by Ohio State (101-113), 1-15-05 |

Field Goal Percentage

| | |
|--------------------------------|--|
| Shot 20-29 percent | 29.0 -- vs. Arkansas (20-69), 1/26/08 |
| Shot 30-39 percent | 36.8 -- at Alabama (21-57), 2/2/08 |
| Shot 40-49 percent | 47.5 -- at Vanderbilt (28-59), 1/19/08 |
| Shot 50-59 percent | 50.8 -- at Auburn (31-61), 1/30/08 |
| Shot 60-69 percent | 60.9 -- vs. Ole Miss (28-46), 2/14/07 |
| Shot 70 percent or above | 70.3 -- vs. Centenary (45-64), 1-15-03 |

Opponents Field Goal Percentage

| | |
|--------------------------|---|
| Shot 20-29 percent | 24.6 -- by Southern (16-65), 11/30/07 |
| Shot 30-39 percent | 31.0 -- by Northwestern St. (22-71), 12/15/07 |
| Shot 40-49 percent | 47.5 -- by Alabama (28-59), 2/2/08 |
| Shot 50-59 percent | 50.9 -- by Auburn (28-55), 1/30/08 |
| Shot 60-69 percent | 60.0 -- by W. Va. (33-55), 11-27-04 |

Three-Point FG Percentage

| | |
|---------------------------------|---|
| Shot less than 10 percent | 0.0 -- vs. UCLA (NCAA FF) (0-6), 4/1/06 |
| Shot 10-19 percent | 19.2 -- vs. Arkansas (5-26), 1/26/08 |
| Shot 20-29 percent | 29.2 -- vs. Auburn (7-24), 1/16/08 |
| Shot 30-39 percent | 30.8 -- at Vanderbilt (4-13), 1/19/08 |
| Shot 40-49 percent | 40.9 -- at Alabama (9-22), 2/2/08 |
| Shot 50-59 percent | 57.1 -- at Ole Miss (4-7), 2/14/07 |
| Shot 60 percent or more | 63.6 -- vs. Georgia (7-11), 1/25/06 |

Opponents Three-Point FG Percentage

| | |
|---------------------------------|--|
| Shot less than 10 percent | 7.1 -- by Georgia (1-14), 1/25/06 |
| Shot 10-19 percent | 10.5 -- by Wichita State (2-19), 12/19/07 |
| Shot 20-29 percent | 22.2 -- by Miss. State (4-18), 1/9/08 |
| Shot 30-39 percent | 30.0 -- by Ole Miss (6-20), 1/12/08 |
| Shot 40-49 percent | 42.9 -- by Alabama (9-21), 2/2/08 |
| Shot 50-59 percent | 52.2 -- by McNeese State (12-23), 11/14/07 |
| Shot 60 percent or more | 66.7 -- by Arkansas (10-15), 1/26/08 |

Free Throw Percentage

| | |
|---------------------------------|--|
| Shot less than 50 percent | 46.7 -- at Ole Miss (7-15), 1/12/08 |
| Shot 50-59 percent | 50.0 -- at Texas A&M (4-8), 1/5/08 |
| Shot 60-69 percent | 69.2 -- vs. Miss. State (9-13), 1/9/08 |
| Shot 70-79 percent | 75.0 -- at Auburn (9-12), 1/30/08 |
| Shot 80-89 percent | 87.5 -- vs. Arkansas (7-8), 1/26/08 |
| Shot 90-99 percent | 95.5 -- at Alabama (21-22), 2/2/08 |
| Shot 100 percent | 100.0 -- vs. Alabama (9-9), 1/31/07 |

Rebounds

| | |
|-------------------------------|--------------------------------|
| Had 20-29 rebounds | 29 -- vs. Auburn, 1/16/08 |
| Had 30-39 rebounds | 36 -- at Alabama, 2/2/08 |
| Had 40-49 rebounds | 41 -- vs. Chaminade, 11/20/07 |
| Had 50-59 rebounds | 52 -- vs. Southern, 11/30/07 |
| Had 60 or more rebounds | 60 -- vs. Troy State, 12-22-98 |

Opponent Rebounds

| | |
|-----------------------------|----------------------------------|
| Less than 20 rebounds | 19 -- by South Carolina, 1-12-05 |
| 20-29 rebounds | 28 -- by Auburn, 1/16/08 |
| 30-39 rebounds | 36 -- by Alabama, 2/2/08 |
| 40-49 rebounds | 42 -- by Arkansas, 1/26/08 |
| 50-59 rebounds | 50 -- by Wichita State, 12/19/07 |

Assists

| | |
|---------------------------|-----------------------------------|
| Less than 5 assists | 4 -- vs. Miss. State, 1/9/08 |
| 5-10 assists | 8 -- vs. Arkansas, 1/26/08 |
| 11-15 assists | 12 -- at Alabama, 2/2/08 |
| 16-20 assists | 16 -- at Auburn, 1/30/08 |
| 21-25 assists | 21 -- vs. Miss. Valley, 12/28/06 |
| 26-30 assists | 26 -- vs. ULM, 11/19/06 |
| 31 or more assists | 33 -- vs. Georgia State, 12-28-94 |

Opponent Assists

| | |
|---------------------------|---------------------------------|
| Less than 5 assists | 4 -- by Southern, 11/30/07 |
| 5-10 assists | 8 -- by Arkansas, 1/26/08 |
| 11-15 assists | 14 -- by Auburn, 1/30/08 |
| 16-20 assists | 20 -- by Alabama, 2/2/08 |
| 21-25 assists | 21 -- by Vanderbilt, 1/19/08 |
| 26-30 assists | 28 -- by Fresno State, 11-26-97 |
| 31 or more assists | 33 -- by Kentucky, 1-16-96 |

Blocks

| | |
|-------------------------|---------------------------------|
| 0 blocks | 0 -- vs. Auburn, 1/16/08 |
| 1-5 blocks | 3 -- at Alabama, 2/2/08 |
| 6-10 blocks | 6 -- vs. Oregon State, 12/22/07 |
| 11-15 blocks | 14 -- at Villanova, 12/6/07 |
| 16 or more blocks | 16 -- vs. Texas, 1-2-90 |

Opponent Blocks

| | |
|--------------------|----------------------------|
| 0 blocks | 0 -- by Nicholls, 11/28/07 |
| 1-5 blocks | 5 -- by Alabama, 2/2/08 |
| 6-10 blocks | 7 -- by Arkansas, 1/26/08 |
| 11-15 blocks | 11 -- by UConn, 1/6/07 |

Steals

| | |
|-------------------------|--|
| 0 steals | 0 -- vs. Georgia Tech, 3-17-90 |
| 1-5 steals | 1 -- at Auburn, 1/30/08 |
| 6-10 steals | 6 -- at Alabama, 2/2/08 |
| 11-15 steals | 12 -- vs. Northwestern State, 12/15/07 |
| 16 or more steals | 22 -- vs. Arkansas, 2-17-01 |

Opponent Steals

| | |
|-------------------------|---------------------------------|
| 0 steals | 0 -- by Florida, 2/19/05 |
| 1-5 steals | 2 -- by Auburn, 1/30/08 |
| 6-10 steals | 7 -- by Vanderbilt, 1/19/08 |
| 11-15 steals | 12 -- by Alabama, 2/2/08 |
| 16 or more steals | 16 -- by Miami (Fla.), 12-27-01 |

The Last Time An LSU Player..

ALL GAMES

| | | |
|---|----|---|
| Scored 20-24 points | 22 | Marcus Thornton, at Arkansas, 2/2/08 |
| Scored 25-29 points | 27 | Marcus Thornton, at Vanderbilt, 1/19/08 |
| Scored 30-34 points | 32 | Darrel Mitchell, vs. Ohio State, 1-15-05 |
| Scored 35-39 points | 38 | Marcus Thornton, at Auburn, 1/30/08 |
| Scored 40-45 points | 40 | Ronnie Henderson, vs. Alabama, 2-11-95 |
| Scored 45-49 points | 46 | Chris Jackson, vs. Vanderbilt, 2-18-90 |
| Scored 50-54 points | 51 | Chris Jackson, vs. Texas, 1-2-90 |
| Scored 55-59 points | 55 | Chris Jackson, vs. Ole Miss, 3-4-89 |
| Scored 60 or more..... | 64 | Pete Maravich, vs. Kentucky, 2-21-70 |
| | | |
| Scored double figures in 5 straight games..... | 11 | Anthony Randolph, 12/22/07 to 2/2/08 |
| | 8 | Marcus Thornton, 1/5/08 to 1/30/08 |
| Scored double figures in 10 straight games..... | 11 | Anthony Randolph, 12/22/07 to 2/2/08 |
| Scored double figures in 15 straight games..... | 48 | Glen Davis, 3/5/05 to 12/17/06 |
| Scored double figures in 20 straight games..... | 48 | Glen Davis, 3/5/05 to 12/17/06 |
| Scored double figures in 25 straight games..... | 48 | Glen Davis, 3/5/05 to 12/17/06 |
| Scored double figures in 30 straight games..... | 48 | Glen Davis, 3/5/05 to 12/17/06 |
| Scored double figures in 35 straight games..... | 48 | Glen Davis, 3/5/05 to 12/17/06 |
| Scored double figures in 40 straight games..... | 48 | Glen Davis, 3/5/05 to 12/17/06 |
| Scored double figures in 45 or more straight game | 48 | Glen Davis, 3/5/05 to 12/17/06 |
| | | |
| Scored 20 points or more in 2 straight games | 2 | Marcus Thornton, 38 at Auburn (1/30/08); 22 at Alabama (2/2/08) |
| Scored 20 points or more in 3 straight games | 3 | Marcus Thornton, 20 vs. Arkansas, (1/26/08); 38 at Auburn (1/30/08); 22 at Alabama (2/2/08) |
| | | |
| Scored 20 points or more in 4 straight games | 4 | Marcus Thornton, 27 at Vandy (1/19/08); 20 vs. Arkansas (1/26/08); 38 at Auburn (1/30/08); 22 at Alabama (2/2/08) |
| | | |
| Scored 20 points or more in 5 straight games | 6 | Marcus Thornton, 25 at Ole Miss (1/12/08); 27 vs. Auburn (1/16/08); 27 at Vandy (1/19/08); 20 vs. Arkansas (1/26/08); 38 at Auburn (1/30/08); 22 vs. Alabama (2/2/08) |
| | | |
| | | |
| Scored 30 points or more in consecutive games..... | 3 | Ronnie Henderson, 40 vs. Alabama, 2-11-95; 30 vs. Ole Miss, 2-15-95; 33 vs. Georgia, 2-18-95 |
| | | |
| | | |
| Made 10-14 field goals in a game..... | 14 | Marcus Thornton, at Auburn, 1/30/08 |
| Made 15 or more field goals in a game | 18 | Shaquille O'Neal, vs. Northern Arizona, 12-28-91 |
| | | |
| Attempted 15-19 field goals in a game..... | 19 | Marcus Thornton, at Alabama, 2/2/08 |
| Attempted 20-24 field goals in a game..... | 23 | Marcus Thornton, at Auburn, 1/30/08 |
| Attempted 25-29 field goals in a game..... | 25 | Ronnie Henderson, vs. Nicholls State, 1-23-96 |
| Attempted 30 or more field goals in a game | 34 | Ronnie Henderson, vs. Oklahoma State, 12-20-94 |
| | | |
| Made 5 three pointers in a game | 5 | Terry Martin, vs. Auburn, 1/13/07 |
| Made 6-9 three pointers in a game..... | 8 | Marcus Thornton, at Auburn, 1/30/08 |
| Made 10 or more three pointers in a game | 10 | Chris Jackson, vs. Tennessee, 2-10-90 |
| | | |
| Attempted 7 three pointers in a game | 7 | Marcus Thornton, vs. Southern, 11/30/07 |
| Attempted 8-10 three pointers in a game..... | 8 | Marcus Thornton, at Auburn, 1/30/08 |
| Attempted 11 or more three pointers in a game | 11 | Marcus Thornton, at Alabama, 2/2/08 |
| | | |
| Had 10-14 rebounds | 12 | Anthony Randolph, at Alabama, 2/2/08 |
| Had 15-19 rebounds | 19 | Anthony Randolph, at Vanderbilt, 1/19/08 |
| Had 20 or more rebounds..... | 21 | Jaime Lloreda, vs. McNeese State, 11-24-03 |

The Last Time An LSU Player..

ALL GAMES

| | | |
|---|----|--|
| Had 10 or more rebounds in 2 straight games | 2 | Glen Davis, 18 vs. Arkansas, 2/10/07; 10 at Ole Miss, 2/14/07 |
| Had 10 or more rebounds in 3 straight games | 3 | Glen Davis, 13 at Tennessee, 2/7/07; 18 vs. Arkansas, 2/10/07; 10 at Ole Miss, 2/14/07 |
| Had 10 or more rebounds in 4 straight games | 4 | Glen Davis, 10 at Miss. State, 2/3/07; 13 at Tennessee, 2/7/07; 18 vs. Arkansas, 2/10/07; 11 vs. Ole Miss, 2/14/07 |
| Had 10 or more rebounds in 5 straight games | 5 | Glen Davis, 13 vs. Miss. State, 2/15/06; 11 at Auburn, 2/18/06; 11 at Vandy, 2/22/06; 15 vs. Kentucky, 2/25/06, 10 vs. S. Carolina, 2/28/06 |
| Had 10 or more rebounds in 6 or more games | 8 | Glen Davis, 11 at Alabama, 2/4/06; 16 vs. Arkansas, 2/8/06; 15 at Florida, 2/11/06; 13 vs. Miss. State, 2/15/06; 11 at Auburn, 2/18/06; 11 at Vandy, 2/22/06; 15 vs. Kentucky, 2/25/06; 10 at S. Carolina, 2/28/06 |
| Had 9 offensive rebounds in a game | 9 | Glen Davis, vs. Tennessee (SECT), 3/8/07 |
| Had 10 defensive rebounds in a game..... | 13 | Anthony Randolph, at Vanderbilt, 1/18/08 |
| Had 5-7 assists | 5 | Garrett Temple, at Alabama, 2/2/08 |
| Had 8-10 assists | 8 | Darrel Mitchell, vs. Kentucky, 2/25/06 |
| Had 11-15 assists | 12 | Torris Bright, vs. McNeese State, 12-7-02 |
| Had 16 or more assists | 18 | Randy Livingston, vs. George Mason, 12-3-94 |
| Had 3-5 blocks in a game | 4 | Anthony Randolph, vs. Arkansas, 1/26/08 |
| Had 6-8 blocks in a game | 6 | Chris Johnson, vs. McNeese State, 11/14/07 |
| Had 9-10 blocks in a game | 9 | Tyrus Thomas, vs. Tennessee, 1/14/06 |
| Had 11 or more blocks in a game | 11 | Stromile Swift, vs. Alabama, 2-10-99 |
| Had 3-5 steals in a game | 3 | Garrett Temple, at Alabama, 2/2/08 |
| Had 6-7 steals in a game | 6 | Darrel Mitchell, vs. McNeese State, 12/10/05 |
| Had 8-9 steals in a game | 8 | Clarence Ceasar, vs. Auburn, 1-8-94 |
| Had 10 or more steals in a game | 10 | Shawn Griggs, vs. Tennessee, 2-23-91 |
| Had a double-double..... | | Anthony Randolph, at Alabbama, 13 pts-12 reb., 2/2/08 |
| Had a double-double in 2 straight games | | Glen Davis, vs. Arkansas, 19 pts-18 reb., 2/1/07; at Ole Miss, 26 pts-11 reb., 2/14/07 |
| Had a double-double in 3 or more straight games | 3 | Glen Davis, vs. Louisiana Tech, 23 pts-14 reb., 12/23/06; vs. Wright State, 26 pts-12 reb., 12/27/06; vs. Miss. Valley, 19 pts-13 reb., 12/28/06 |
| Had a triple-double | | Shaquille O'Neal, 26 pts-13 reb-11 blks, vs. BYU, 3-19-92 |
| Played 40 minutes in a game | 40 | Garrett Temple, at Alabama, 2/2/08 |
| Played 41-49 minutes in a game..... | 42 | Garrett Temple, vs. Tennessee (SECT), 3/8/07 |
| Played 50 or more minutes in a game | 54 | Maurice Carter, vs. Alabama, 2-10-99 |

Previous Game Boxscores

Game 1 -- LSU 72, Southeastern Louisiana 62

11/12/07 7:00 pm at Maravich Center (Baton Rouge, LA)

Southeastern Louisiana 1-1

| Player | fg-a | 3fg-a | ft-a | reb | pf | tp | a | to | blk | s | min |
|----------------------|-------|-------|------|-----|----|----|---|----|-----|---|-----|
| Span, Warrell, f | 6-13 | 0-1 | 2-2 | 4 | 3 | 14 | 1 | 1 | 0 | 1 | 27 |
| Green, Keyvn, f | 4-14 | 1-5 | 0-0 | 4 | 3 | 9 | 0 | 2 | 0 | 0 | 30 |
| Nance, Tavaris, f | 4-9 | 0-2 | 3-6 | 3 | 5 | 11 | 4 | 1 | 0 | 3 | 35 |
| Sullivan, Patrick, c | 5-10 | 0-0 | 0-2 | 14 | 3 | 10 | 1 | 6 | 1 | 0 | 29 |
| Nicks, Dekyron, g | 3-8 | 2-6 | 3-4 | 1 | 4 | 11 | 0 | 1 | 0 | 2 | 37 |
| Dunbar, Jeremy | 2-4 | 1-3 | 0-0 | 0 | 0 | 5 | 0 | 1 | 0 | 0 | 16 |
| Arnold, Daryl | 1-3 | 0-2 | 0-0 | 3 | 0 | 2 | 0 | 1 | 0 | 0 | 12 |
| Ndoumba, David | 0-2 | 0-0 | 0-0 | 7 | 2 | 0 | 0 | 1 | 0 | 0 | 11 |
| Austin, Howard | 0-0 | 0-0 | 0-0 | 0 | 0 | 0 | 0 | 1 | 0 | 0 | 3 |
| TEAM | | | | 2 | | | | 1 | | | |
| Totals..... | 25-63 | 4-19 | 8-14 | 38 | 20 | 62 | 6 | 16 | 1 | 7 | 200 |

| | | | | |
|------------------|------------------------------|------------------------------|--------------------|-------------|
| TOTAL FG% | 1st Half: 12-37 32.4% | 2nd Half: 13-26 50.0% | Game: 39.7% | DB |
| 3-Pt. FG% | 1st Half: 2-8 25.0% | 2nd Half: 2-11 18.2% | Game: 21.1% | REB. |
| F Throw % | 1st Half: 4-8 50.0% | 2nd Half: 4-6 66.7% | Game: 57.1% | 4 |

LSU 1-0

| Player | fg-a | 3fg-a | ft-a | reb | pf | tp | a | to | blk | s | min |
|---------------------|-------|-------|-------|-----|----|----|----|----|-----|----|-----|
| Mitchell, Tasmin, f | 3-6 | 0-1 | 0-0 | 2 | 4 | 6 | 3 | 3 | 1 | 2 | 24 |
| Randolph, A., f | 7-11 | 1-2 | 4-6 | 13 | 2 | 19 | 2 | 2 | 6 | 4 | 33 |
| Thornton, M. g | 8-14 | 4-7 | 7-9 | 2 | 0 | 27 | 2 | 2 | 0 | 2 | 34 |
| Martin, Terry, g | 2-7 | 0-2 | 2-2 | 4 | 3 | 6 | 3 | 2 | 0 | 1 | 31 |
| Temple, Garrett, g | 0-1 | 0-1 | 0-2 | 1 | 3 | 0 | 1 | 2 | 0 | 0 | 29 |
| Mason, Dameon | 2-5 | 0-0 | 1-1 | 1 | 1 | 5 | 0 | 1 | 0 | 0 | 15 |
| Spencer, Bo | 3-3 | 1-1 | 0-0 | 1 | 1 | 7 | 2 | 2 | 0 | 1 | 21 |
| Johnson, Chris | 1-4 | 0-2 | 0-0 | 2 | 0 | 2 | 0 | 0 | 1 | 1 | 13 |
| TEAM | | | | 3 | 1 | | | | | | |
| Totals..... | 26-51 | 6-16 | 14-20 | 29 | 15 | 72 | 13 | 14 | 8 | 11 | 200 |

| | | | | |
|------------------|------------------------------|------------------------------|--------------------|-------------|
| TOTAL FG% | 1st Half: 12-27 44.4% | 2nd Half: 14-24 58.3% | Game: 51.0% | DB |
| 3-Pt. FG% | 1st Half: 3-9 33.3% | 2nd Half: 3-7 42.9% | Game: 37.5% | REB. |
| F Throw % | 1st Half: 3-3 100% | 2nd Half: 11-17 64.7% | Game: 70.0% | 4 |

Officials: Ed Corbett, Bert Smith, Michael Stephens

Technical fouls: Southeastern Louisiana-None. LSU-TEAM.

Attendance: 8171

| | | | |
|-------------------------|------------|------------|--------------|
| Score by Periods | 1st | 2nd | Total |
| Southeastern Louisiana | 30 | 32 | 62 |
| LSU | 30 | 42 | 72 |

Game 2 -- LSU 76, McNeese State 72

11/14/07 7:00 pm at Maravich Center (Baton Rouge, LA)

McNeese State 0-2

| Player | fg-a | 3fg-a | ft-a | reb | pf | tp | a | to | blk | s | min |
|--------------------|-------|-------|------|-----|----|----|----|----|-----|---|-----|
| Lawrence, Rorey, f | 2-7 | 1-4 | 0-0 | 4 | 2 | 5 | 2 | 3 | 1 | 4 | 34 |
| Bradley, Jarvis, f | 4-8 | 0-0 | 0-0 | 3 | 5 | 8 | 0 | 2 | 0 | 0 | 25 |
| Penn, Kleon, f | 3-5 | 0-0 | 0-0 | 3 | 2 | 6 | 1 | 0 | 4 | 2 | 25 |
| Pichon, John, f | 3-9 | 1-2 | 0-0 | 6 | 5 | 7 | 2 | 3 | 0 | 0 | 21 |
| Ford, John, g | 8-13 | 5-6 | 0-0 | 3 | 2 | 21 | 5 | 1 | 0 | 0 | 37 |
| Kapelan, Diego | 5-13 | 5-10 | 0-0 | 3 | 0 | 15 | 0 | 0 | 0 | 0 | 25 |
| Martin, Stephan | 0-1 | 0-0 | 0-0 | 1 | 0 | 0 | 0 | 0 | 0 | 0 | 3 |
| Collins, C.J. | 0-0 | 0-0 | 0-0 | 0 | 1 | 0 | 0 | 0 | 0 | 0 | 4 |
| Wardell, Aldryan | 3-6 | 0-0 | 4-4 | 4 | 5 | 10 | 0 | 4 | 0 | 1 | 21 |
| Robinson, Anthony | 0-1 | 0-1 | 0-0 | 0 | 0 | 0 | 0 | 0 | 0 | 0 | 2 |
| Alawoya, P.J. | 1-1 | 0-0 | 0-0 | 1 | 0 | 2 | 0 | 0 | 0 | 0 | 3 |
| David, Preston | 0-0 | 0-0 | 0-0 | 0 | 0 | 0 | 0 | 0 | 0 | 0 | 0+ |
| TEAM | | | | 3 | | | | 1 | | | |
| Totals..... | 29-64 | 12-23 | 4-6 | 31 | 22 | 74 | 10 | 14 | 5 | 7 | 200 |

| | | | | |
|------------------|------------------------------|------------------------------|--------------------|-------------|
| TOTAL FG% | 1st Half: 12-31 38.7% | 2nd Half: 17-33 51.5% | Game: 45.3% | DB |
| 3-Pt. FG% | 1st Half: 6-12 50.0% | 2nd Half: 6-11 54.5% | Game: 52.2% | Reb. |
| F Throw % | 1st Half: 2-4 50.0% | 2nd Half: 2-2 100% | Game: 66.7% | 1 |

LSU 2-0

| Player | fg-a | 3fg-a | ft-a | reb | pf | tp | a | to | blk | s | min |
|---------------------|-------|-------|-------|-----|----|----|----|----|-----|---|-----|
| Mitchell, Tasmin, f | 4-13 | 0-4 | 8-10 | 14 | 2 | 16 | 3 | 4 | 0 | 4 | 36 |
| Randolph, A. f | 5-9 | 0-1 | 2-4 | 7 | 3 | 12 | 3 | 2 | 1 | 2 | 29 |
| Johnson, Chris c | 2-4 | 0-1 | 0-0 | 3 | 3 | 4 | 1 | 2 | 6 | 0 | 26 |
| Thornton, M. g | 8-16 | 2-8 | 6-7 | 3 | 1 | 24 | 2 | 3 | 1 | 1 | 37 |
| Martin, Terry g | 5-10 | 1-3 | 0-2 | 5 | 0 | 11 | 2 | 2 | 1 | 1 | 30 |
| Spencer, Bo | 0-0 | 0-0 | 2-2 | 1 | 0 | 2 | 0 | 1 | 0 | 0 | 12 |
| Temple, Garrett | 3-4 | 0-1 | 3-4 | 2 | 2 | 9 | 2 | 0 | 2 | 1 | 30 |
| TEAM | | | | 3 | | | | | | | |
| Totals..... | 27-56 | 3-18 | 21-29 | 38 | 11 | 78 | 13 | 14 | 11 | 9 | 200 |

| | | | | |
|------------------|------------------------------|------------------------------|--------------------|-------------|
| TOTAL FG% | 1st Half: 11-25 44.0% | 2nd Half: 16-31 51.6% | Game: 48.2% | DB |
| 3-Pt. FG% | 1st Half: 0-8 0.0% | 2nd Half: 3-10 30.0% | Game: 16.7% | REB. |
| F Throw % | 1st Half: 10-12 83.3% | 2nd Half: 11-17 64.7% | Game: 72.4% | 4 |

Officials: Tony Greene, Bruce Benedict, Antinio Petty

Technical fouls: McNeese State-Bradley, Jarvis. LSU-Mitchell, Tasmin.

Attendance: 7891

| | | | |
|-------------------------|------------|------------|--------------|
| Score by Periods | 1st | 2nd | Total |
| McNeese State | 32 | 42 | 74 |
| LSU | 32 | 46 | 78 |

Game 3 -- Oklahoma State 83, LSU 77 (First-Round EA Sports Maui Invitational)

11-19-07 12 p.m. at Lahaina Civic Center, Maui, Hawaii

LSU 2-1

| Player | fg-a | 3fg-a | ft-a | reb | pf | tp | a | to | blk | s | min |
|--------------------|-------|-------|-------|-----|----|----|----|----|-----|---|-----|
| Mitchell, Tasmin f | 0-2 | 0-0 | 0-0 | 1 | 2 | 0 | 0 | 2 | 0 | 1 | 6 |
| Randolph, A. f | 2-5 | 0-1 | 1-2 | 5 | 4 | 5 | 2 | 5 | 3 | 0 | 26 |
| Johnson, Chris, c | 8-9 | 3-4 | 0-0 | 5 | 2 | 19 | 1 | 7 | 0 | 0 | 37 |
| Thornton, M. g | 6-14 | 2-6 | 6-6 | 3 | 3 | 20 | 1 | 0 | 1 | 1 | 31 |
| Martin, Terry, g | 2-9 | 1-6 | 0-0 | 6 | 3 | 5 | 0 | 2 | 0 | 0 | 24 |
| Spencer, Bo | 3-6 | 2-3 | 2-2 | 1 | 2 | 10 | 4 | 4 | 0 | 1 | 25 |
| Temple, Garrett | 4-7 | 3-5 | 6-6 | 3 | 4 | 17 | 5 | 4 | 1 | 1 | 34 |
| Green, Garrett | 0-1 | 0-0 | 1-2 | 2 | 5 | 1 | 1 | 2 | 2 | 1 | 17 |
| TEAM | | | | 5 | | | | | | | |
| Totals..... | 25-53 | 11-25 | 16-18 | 31 | 25 | 77 | 14 | 26 | 7 | 5 | 200 |

| | | | | |
|------------------|-----------------------------|------------------------------|--------------------|------------|
| TOTAL FG% | 1st Half: 7-23 30.4% | 2nd Half: 18-30 60.0% | Game: 47.2% | DB |
| 3-Pt. FG% | 1st Half: 3-10 30.0% | 2nd Half: 8-15 53.3% | Game: 44.0% | REB |
| F Throw % | 1st Half: 7-8 87.5% | 2nd Half: 9-10 90.0% | Game: 88.9% | 0 |

OKLAHOMA STATE 2-1

| Player | fg-a | 3fg-a | ft-a | reb | pf | tp | a | to | blk | s | min |
|-------------------|-------|-------|-------|-----|----|----|----|----|-----|----|-----|
| Dove, Marcus f | 5-9 | 2-3 | 0-0 | 5 | 3 | 12 | 2 | 2 | 1 | 1 | 39 |
| Thomas, I. f | 6-9 | 2-3 | 1-1 | 3 | 5 | 15 | 0 | 4 | 1 | 1 | 22 |
| Harris, Terrel f | 6-11 | 3-4 | 9-10 | 7 | 2 | 24 | 1 | 1 | 0 | 4 | 36 |
| Muonelo, Obi, g | 1-5 | 0-3 | 0-0 | 2 | 2 | 2 | 4 | 6 | 0 | 3 | 29 |
| Anderson, James g | 8-16 | 2-7 | 7-9 | 3 | 1 | 25 | 2 | 1 | 1 | 2 | 35 |
| Eaton, Byron | 0-2 | 0-0 | 2-2 | 3 | 4 | 2 | 3 | 3 | 0 | 1 | 17 |
| Brown, Anthony | 1-3 | 0-0 | 0-0 | 3 | 4 | 2 | 0 | 0 | 0 | 0 | 10 |
| Adams, Martavius | 0-3 | 0-0 | 0-0 | 2 | 0 | 0 | 0 | 0 | 0 | 0 | 8 |
| Sidorakis, Nick | 0-0 | 0-0 | 0-0 | 0 | 0 | 0 | 0 | 1 | 0 | 0 | 3 |
| Moses, Marshall | 0-0 | 0-0 | 1-2 | 1 | 0 | 1 | 0 | 0 | 0 | 0 | 1 |
| TEAM | | | | 3 | | | | | | | |
| Totals..... | 27-58 | 9-20 | 20-24 | 32 | 21 | 83 | 12 | 18 | 3 | 12 | 200 |

| | | | | |
|------------------|------------------------------|------------------------------|--------------------|------------|
| TOTAL FG% | 1st Half: 16-34 47.1% | 2nd Half: 11-24 45.8% | Game: 46.6% | DB |
| 3-Pt. FG% | 1st Half: 5-11 45.5% | 2nd Half: 4-9 44.4% | Game: 45.0% | REB |
| F Throw % | 1st Half: 5-8 62.5% | 2nd Half: 15-16 93.8% | Game: 83.3% | 2 |

Officials: Ed Hightower, Terry Wymer, John Hughes

Technical fouls: Louisiana State-None. OKLAHOMA STATE-None.

Attendance: 2500

| | | | |
|-------------------------|------------|------------|--------------|
| Score by Periods | 1st | 2nd | Total |
| LSU | 24 | 53 | 77 |
| OKLAHOMA STATE | 42 | 41 | 83 |

Game 4 -- LSU 78, Chaminade 72 (Consolation Semifinals -- EA Sports Maui Invitational)

11-20-07 8:30 a.m. at Lahaina Civic Center, Maui, Hawaii

LSU 3-1

| Player | fg-a | 3fg-a | ft-a | reb | pf | tp | a | to | blk | s | min |
|--------------------|-------|-------|------|-----|----|----|---|----|-----|---|-----|
| Randolph, A. f | 9-14 | 0-0 | 3-4 | 9 | 2 | 21 | 2 | 4 | 2 | 1 | 32 |
| Johnson, Chris, c | 8-15 | 0-1 | 2-3 | 11 | 1 | 18 | 1 | 1 | 3 | 1 | 34 |
| Thornton, M. g | 2-12 | 0-4 | 0-2 | 2 | 3 | 4 | 0 | 1 | 1 | 2 | 29 |
| Martin, Terry, g | 5-12 | 3-8 | 0-1 | 7 | 3 | 13 | 1 | 1 | 3 | 1 | 33 |
| Temple, Garrett, g | 3-7 | 1-3 | 2-4 | 4 | 2 | 9 | 4 | 2 | 1 | 3 | 35 |
| Spencer, Bo | 4-6 | 4-6 | 0-0 | 3 | 2 | 11 | 2 | 2 | 1 | 0 | 23 |
| Green, Garrett | 1-2 | 0-0 | 0-0 | 4 | 0 | 2 | 1 | 0 | 0 | 0 | 14 |
| Farrer, Alex | 0-0 | 0-0 | 0-0 | 0 | 0 | 0 | 1 | 0 | 0 | 0 | 0+ |
| TEAM | | | | 1 | | | | | | | |
| Totals..... | 32-68 | 7-21 | 7-14 | | | | | | | | |

Game 5 -- Arizona State 87, LSU 84 (OT) (5th place game -- EA Sports Maui Invitational)
 11-21-07 9 a.m. at Lahaina Civic Center, Maui, Hawaii

| LSU 3-2 | fg-a | 3fg-a | ft-a | reb | pf | tp | a | to | blk | s | min |
|--------------------|-------|-------|-------|-----|----|----|----|----|-----|---|-----|
| Player | | | | | | | | | | | |
| Randolph, A. f | 8-14 | 0-2 | 5-6 | 7 | 2 | 21 | 1 | 0 | 2 | 1 | 34 |
| Johnson, Chris c | 4-5 | 1-1 | 2-2 | 5 | 5 | 11 | 1 | 5 | 2 | 1 | 21 |
| Thornton, M. g | 7-19 | 4-12 | 0-0 | 12 | 4 | 18 | 1 | 5 | 0 | 1 | 40 |
| Martin, Terry g | 1-8 | 1-7 | 0-0 | 2 | 2 | 3 | 3 | 3 | 0 | 0 | 27 |
| Temple, Garrett, g | 2-4 | 1-2 | 6-6 | 5 | 4 | 11 | 7 | 4 | 1 | 1 | 40- |
| Spencer, Bo | 5-9 | 4-8 | 0-0 | 2 | 3 | 14 | 3 | 2 | 0 | 0 | 34 |
| Green, Garrett | 1-1 | 0-0 | 0-0 | 0 | 4 | 2 | 0 | 0 | 0 | 0 | 7 |
| Farrer, Alex | 1-2 | 1-1 | 1-2 | 1 | 1 | 4 | 2 | 1 | 0 | 0 | 22 |
| TEAM | | | | 3 | | | | | | | |
| Totals..... | 29-62 | 12-33 | 14-16 | 37 | 25 | 84 | 18 | 20 | 5 | 4 | 225 |

| | | | | |
|------------------|------------------------------|------------------------------|--------------------|-------------|
| TOTAL FG% | 1st Half: 14-32 43.8% | 2nd Half: 13-25 52.0% | Game: 46.8% | DB |
| 3-Pt. FG% | 1st Half: 6-20 30.0% | 2nd Half: 5-11 45.5% | Game: 36.4% | REB. |
| F Throw % | 1st Half: 6-6 100% | 2nd Half: 7-8 87.5% | Game: 87.5% | 0 |

| Arizona State 2-1 | fg-a | 3fg-a | ft-a | reb | pf | tp | a | to | blk | s | min |
|-------------------|-------|-------|-------|-----|----|----|----|----|-----|---|-----|
| Player | | | | | | | | | | | |
| Pendergraph, J. f | 11-15 | 0-0 | 3-5 | 10 | 3 | 25 | 1 | 3 | 1 | 1 | 34 |
| Abbott, Ty, g | 2-9 | 1-6 | 0-0 | 5 | 4 | 5 | 3 | 0 | 0 | 1 | 31 |
| McMillan, J. g | 0-1 | 0-0 | 0-0 | 0 | 2 | 0 | 5 | 2 | 0 | 0 | 12 |
| Harden, James, g | 6-16 | 0-3 | 11-14 | 6 | 3 | 23 | 3 | 1 | 2 | 2 | 37 |
| Shipp, Jerren, g | 1-5 | 1-4 | 1-2 | 4 | 2 | 4 | 0 | 1 | 0 | 1 | 39 |
| Atuahene, Antwi | 1-1 | 1-1 | 0-0 | 2 | 0 | 3 | 0 | 1 | 0 | 1 | 11 |
| Boateng, Eric | 4-5 | 0-0 | 1-4 | 3 | 2 | 9 | 0 | 2 | 1 | 0 | 10 |
| Glasser, Derek | 2-3 | 0-1 | 3-4 | 1 | 0 | 7 | 3 | 2 | 0 | 2 | 33 |
| Polk, Christian | 4-7 | 3-6 | 0-0 | 2 | 2 | 11 | 0 | 2 | 0 | 1 | 18 |
| TEAM | | | | 1 | | | | | | | |
| Totals..... | 31-62 | 6-21 | 19-29 | 34 | 18 | 87 | 15 | 14 | 4 | 9 | 225 |

| | | | | |
|------------------|------------------------------|------------------------------|--------------------|-------------|
| TOTAL FG% | 1st Half: 16-29 55.2% | 2nd Half: 13-27 48.1% | Game: 50.0% | DB |
| 3-Pt. FG% | 1st Half: 6-13 46.2% | 2nd Half: 0-7 0.0% | Game: 28.6% | REB. |
| F Throw % | 1st Half: 5-9 55.6% | 2nd Half: 9-14 64.3% | Game: 65.5% | 5 |

Officials: Mark Whitehead, John Hughes, Kevin Brill
 Technical fouls: Louisiana State-None. ARIZONA STATE-None.
 Attendance: 2500
Score by Periods

| | | | | |
|------------------------|------------|------------|-----------|--------------|
| | 1st | 2nd | OT | Total |
| Louisiana State | 40 | 38 | 6 | 84 |
| ARIZONA STATE | 43 | 35 | 9 | 87 |

Game 6 -- LSU 68, Nicholls State 41
 11/28/07 7:00 pm at Maravich Center (Baton Rouge, LA)

| Nicholls State 1-6 | fg-a | 3fg-a | ft-a | reb | pf | tp | a | to | blk | s | min |
|--------------------|-------|-------|------|-----|----|----|----|----|-----|----|-----|
| Player | | | | | | | | | | | |
| Bathie, Ryan, f | 4-9 | 2-6 | 1-3 | 3 | 2 | 11 | 2 | 2 | 0 | 1 | 31 |
| Czepil, Michael, g | 4-11 | 2-8 | 0-0 | 3 | 3 | 10 | 2 | 1 | 0 | 4 | 35 |
| Payne, Justin, g | 3-7 | 1-2 | 1-2 | 3 | 2 | 8 | 1 | 2 | 0 | 0 | 24 |
| Friend, Dominic, g | 0-6 | 0-2 | 0-0 | 2 | 2 | 0 | 2 | 7 | 0 | 1 | 23 |
| Gray, Adonis, | 1-5 | 0-0 | 1-2 | 5 | 1 | 3 | 1 | 3 | 0 | 2 | 21 |
| Boyce, Mitch | 1-2 | 0-0 | 0-2 | 1 | 1 | 2 | 1 | 0 | 0 | 0 | 7 |
| Shanks, Reggie | 1-2 | 0-0 | 0-0 | 1 | 0 | 2 | 0 | 0 | 0 | 0 | 4 |
| Verner, Gil | 1-4 | 0-3 | 0-0 | 2 | 2 | 2 | 0 | 1 | 0 | 2 | 15 |
| Carter, Kellan | 1-1 | 0-0 | 0-1 | 3 | 3 | 2 | 0 | 0 | 0 | 4 | 19 |
| Bose, Anatoly | 0-5 | 0-3 | 1-2 | 2 | 0 | 1 | 1 | 2 | 0 | 0 | 17 |
| Paige, Chris | 0-1 | 0-0 | 0-2 | 0 | 0 | 0 | 0 | 1 | 0 | 0 | 4 |
| TEAM | | | | 3 | | | | | | | |
| Totals..... | 16-53 | 5-24 | 4-14 | 28 | 16 | 41 | 10 | 19 | 0 | 14 | 200 |

| | | | | |
|------------------|-----------------------------|-----------------------------|--------------------|------------|
| TOTAL FG% | 1st Half: 7-22 31.8% | 2nd Half: 9-31 29.0% | Game: 30.2% | DB |
| 3-Pt. FG% | 1st Half: 4-11 36.4% | 2nd Half: 1-13 7.7% | Game: 20.8% | REB |
| F Throw % | 1st Half: 1-7 14.3% | 2nd Half: 3-7 42.9% | Game: 28.6% | 5 |

| LSU 4-2 | fg-a | 3fg-a | ft-a | reb | pf | tp | a | to | blk | s | min |
|-------------------|-------|-------|-------|-----|----|----|----|----|-----|---|-----|
| Player | | | | | | | | | | | |
| Randolph, A. f | 3-6 | 0-1 | 0-0 | 7 | 2 | 6 | 1 | 2 | 3 | 3 | 21 |
| Johnson, Chris c | 5-7 | 0-1 | 6-6 | 6 | 2 | 16 | 0 | 3 | 3 | 1 | 24 |
| Thornton, M. g | 9-15 | 4-8 | 2-3 | 6 | 1 | 24 | 1 | 2 | 1 | 0 | 35 |
| Martin, Terry g | 2-4 | 0-1 | 0-0 | 2 | 2 | 4 | 1 | 3 | 1 | 0 | 21 |
| Temple, Garrett g | 0-2 | 0-2 | 0-1 | 3 | 2 | 0 | 2 | 2 | 1 | 3 | 32 |
| Mason, Dameon | 1-3 | 0-0 | 0-0 | 4 | 2 | 2 | 1 | 2 | 0 | 0 | 21 |
| Terrebonne, Greg | 0-0 | 0-0 | 0-0 | 0 | 0 | 0 | 0 | 1 | 0 | 0 | 2 |
| Spencer, Bo | 3-8 | 3-7 | 2-2 | 4 | 1 | 11 | 3 | 2 | 0 | 0 | 29 |
| Green, Garrett | 2-3 | 0-0 | 0-1 | 5 | 0 | 4 | 0 | 2 | 0 | 0 | 7 |
| Farrer, Alex | 0-0 | 0-0 | 1-2 | 1 | 1 | 1 | 1 | 2 | 0 | 0 | 8 |
| TEAM | | | | 1 | | | | | | | |
| Totals..... | 25-48 | 7-20 | 11-15 | 39 | 13 | 68 | 10 | 21 | 9 | 7 | 200 |

| | | | | |
|------------------|------------------------------|------------------------------|--------------------|------------|
| TOTAL FG% | 1st Half: 11-22 50.0% | 2nd Half: 14-26 53.8% | Game: 52.1% | DB |
| 3-Pt. FG% | 1st Half: 3-9 33.3% | 2nd Half: 4-11 36.4% | Game: 35.0% | REB |
| F Throw % | 1st Half: 6-8 75.0% | 2nd Half: 5-7 71.4% | Game: 73.3% | 2 |

Officials: Tony Greene, JB Caldwell, Mike Roberts
 Technical fouls: Nicholls State-None. LSU-None.
 Attendance: 7704

Score by Periods

| | | | |
|-----------------------|------------|------------|--------------|
| | 1st | 2nd | Total |
| Nicholls State | 19 | 22 | 41 |
| LSU | 31 | 37 | 68 |

Game 7 -- LSU 88, Southern 45
 11/30/07 7:00 pm at PMAC, Baton Rouge, LA

| Southern University 1-4 | fg-a | 3fg-a | ft-a | reb | pf | tp | a | to | blk | s | min |
|-------------------------|-------|-------|-------|-----|----|----|---|----|-----|---|-----|
| Player | | | | | | | | | | | |
| DAVIS,Chris * | 3-14 | 0-5 | 3-4 | 6 | 0 | 9 | 0 | 1 | 0 | 3 | 27 |
| HOLLIDAY,Joe * | 0-6 | 0-4 | 0-0 | 2 | 0 | 0 | 1 | 1 | 0 | 1 | 26 |
| GUILLORY,Geri * | 1-3 | 1-2 | 2-2 | 1 | 1 | 5 | 1 | 4 | 0 | 0 | 25 |
| JACK,Joseph * | 1-6 | 0-1 | 1-2 | 3 | 2 | 3 | 0 | 1 | 1 | 1 | 19 |
| HONORE,Barry * | 6-15 | 1-3 | 1-1 | 9 | 3 | 14 | 0 | 2 | 1 | 1 | 29 |
| WHITE,Brandon | 0-0 | 0-0 | 1-2 | 2 | 0 | 1 | 1 | 0 | 0 | 1 | 4 |
| EKWEQZOR,Chike | 0-0 | 0-0 | 0-4 | 0 | 1 | 0 | 0 | 0 | 2 | 0 | 11 |
| WILEY,Steffon | 1-4 | 0-1 | 1-2 | 2 | 2 | 3 | 0 | 2 | 0 | 2 | 16 |
| INGRAM,Julius | 1-3 | 0-0 | 1-2 | 1 | 0 | 3 | 0 | 0 | 0 | 0 | 8 |
| WILLIAMS,Jazz | 1-4 | 1-3 | 0-0 | 1 | 0 | 3 | 0 | 1 | 0 | 0 | 14 |
| BYARS,Brandon | 0-0 | 0-0 | 0-0 | 0 | 1 | 0 | 0 | 1 | 0 | 0 | 3 |
| SCOTT,Douglas | 1-5 | 0-0 | 0-0 | 2 | 1 | 2 | 1 | 1 | 0 | 0 | 8 |
| DAVIS,Andre' | 1-5 | 0-0 | 0-0 | 2 | 3 | 2 | 0 | 0 | 0 | 0 | 10 |
| TEAM | | | | 4 | | | | | | | |
| Totals..... | 16-65 | 3-19 | 10-19 | 35 | 14 | 45 | 4 | 14 | 4 | 9 | 200 |

| | | | | |
|------------------|-----------------------------|-----------------------------|--------------------|-------------|
| TOTAL FG% | 1st Half: 8-31 25.8% | 2nd Half: 8-34 23.5% | Game: 24.6% | DB |
| 3-Pt. FG% | 1st Half: 2-11 18.2% | 2nd Half: 1-8 12.5% | Game: 15.8% | REB. |
| F Throw % | 1st Half: 3-6 50.0% | 2nd Half: 7-13 53.8% | Game: 52.6% | 4 |

| LSU 5-2 | fg-a | 3fg-a | ft-a | reb | pf | tp | a | to | blk | s | min |
|-------------------|-------|-------|-------|-----|----|----|----|----|-----|---|-----|
| Player | | | | | | | | | | | |
| Randolph, A. f | 10-14 | 1-2 | 3-5 | 11 | 1 | 24 | 1 | 3 | 5 | 0 | 26 |
| Johnson, Chris c | 7-10 | 0-0 | 6-6 | 5 | 1 | 20 | 0 | 2 | 2 | 1 | 26 |
| Thornton, M. g | 9-15 | 4-7 | 0-0 | 7 | 1 | 22 | 3 | 1 | 0 | 4 | 32 |
| Martin, Terry g | 4-11 | 2-5 | 1-2 | 7 | 0 | 11 | 1 | 2 | 0 | 0 | 25 |
| Temple, Garrett g | 1-2 | 0-1 | 1-2 | 4 | 3 | 3 | 3 | 1 | 0 | 1 | 24 |
| Mason, Dameon | 1-4 | 0-0 | 0-0 | 4 | 4 | 2 | 2 | 0 | 0 | 1 | 15 |
| Terrebonne, Greg | 1-3 | 0-0 | 0-0 | 0 | 0 | 2 | 2 | 0 | 0 | 0 | 2 |
| Spencer, Bo | 0-3 | 0-3 | 0-0 | 1 | 3 | 0 | 6 | 2 | 0 | 1 | 26 |
| Green, Garrett | 2-2 | 0-0 | 0-0 | 8 | 2 | 4 | 0 | 0 | 0 | 0 | 13 |
| Farrer, Alex | 0-1 | 0-1 | 0-0 | 2 | 1 | 0 | 0 | 1 | 0 | 0 | 12 |
| TEAM | | | | 3 | | | | | | | |
| Totals..... | 35-65 | 7-19 | 11-15 | 51 | 16 | 88 | 18 | 12 | 7 | 8 | 200 |

| | | | | |
|------------------|------------------------------|------------------------------|--------------------|------------|
| TOTAL FG% | 1st Half: 14-34 41.2% | 2nd Half: 21-31 67.7% | Game: 53.8% | DB |
| 3-Pt. FG% | 1st Half: 2-11 18.2% | 2nd Half: 5-8 62.5% | Game: 36.8% | REB |
| F Throw % | 1st Half: 1-1 100% | 2nd Half: 10-14 71.4% | Game: 73.3% | 2 |

Officials: CC- Anthony Jordan; R1-Antinio Petty, R2-Patrick Evans
 Technical fouls: Southern University-None. LSU-None.
 Attendance: 7719

Score by Periods

| | | | |
|----------------------------|------------|------------|--------------|
| | 1st | 2nd | Total |
| Southern University | 21 | 24 | 45 |
| LSU | 31 | 57 | 88 |

Game 8 -- Villanova 68, LSU 67 (Pizza Hut Big East/SEC Invitational)
 12/06/07 9:30 PM at Wachovia Center (Villanova, Pa.)

| Louisiana State (5-3) | fg-a | 3fg-a | ft-a | reb | pf | tp | a | to | blk | s | min |
|-----------------------|------|-------|------|-----|----|----|---|----|-----|---|-----|
| Player | | | | | | | | | | | |
| Randolph, A. f | 5-10 | 0-1 | 2-3 | 6 | 5 | 12 | 1 | 4 | 4 | 1 | 27 |
| Temple, Garrett g | 2-6 | 1-4 | 3-4 | 3 | 3 | 8 | 6 | 4 | 3 | 3 | 39 |
| Johnson, Chris c | 3-5 | 0-2 | 5-6 | 4 | 2 | 11 | 0 | 3 | 3 | 1 | 32 |
| | | | | | | | | | | | |

Game 9 -- LSU 82, Northwestern State 58
 12/15/07 7:00 pm at Maravich Center (Baton Rouge, LA)

| Northwestern State 4-7 | | | | | | | | | | | | |
|------------------------|-------|-------|------|-----|----|----|----|----|-----|---|-----|--|
| Player | fg-a | 3fg-a | ft-a | reb | pf | tp | a | to | blk | s | min | |
| Gilder, Trey f | 2-10 | 0-2 | 3-3 | 3 | 3 | 7 | 1 | 3 | 0 | 1 | 25 | |
| Thomas, Gerrell f | 1-9 | 0-1 | 0-0 | 5 | 4 | 2 | 0 | 6 | 0 | 0 | 23 | |
| Bargeman, Colby f | 6-18 | 3-5 | 0-0 | 7 | 0 | 15 | 1 | 2 | 1 | 2 | 32 | |
| Moody, Jerry c | 2-5 | 0-0 | 0-0 | 14 | 2 | 4 | 0 | 0 | 1 | 0 | 31 | |
| McConathy, M. g | 1-6 | 1-4 | 2-2 | 3 | 4 | 5 | 2 | 1 | 0 | 1 | 13 | |
| Knight, Dominic | 0-1 | 0-1 | 0-0 | 1 | 1 | 0 | 1 | 1 | 0 | 0 | 6 | |
| Conine, John | 0-0 | 0-0 | 0-0 | 1 | 0 | 0 | 0 | 0 | 0 | 0 | 1 | |
| McConathy, Logan | 1-3 | 0-2 | 0-0 | 3 | 4 | 2 | 3 | 4 | 0 | 1 | 19 | |
| White, Devin | 3-5 | 0-0 | 2-2 | 3 | 1 | 8 | 0 | 2 | 2 | 1 | 14 | |
| Petravicius, D. | 1-3 | 0-0 | 0-0 | 3 | 1 | 2 | 1 | 2 | 0 | 0 | 14 | |
| Hancock, Keithan | 2-7 | 1-5 | 0-0 | 1 | 0 | 5 | 1 | 0 | 0 | 0 | 13 | |
| Jones, Damon | 0-1 | 0-1 | 0-0 | 0 | 0 | 0 | 1 | 0 | 0 | 0 | 3 | |
| Anglin, John A. | 2-2 | 2-2 | 0-0 | 1 | 0 | 6 | 0 | 0 | 0 | 0 | 3 | |
| Porterie, Kalem | 1-1 | 0-0 | 0-0 | 1 | 1 | 2 | 0 | 0 | 0 | 0 | 3 | |
| TEAM | | | | 3 | 1 | | | | | | | |
| Totals..... | 22-71 | 7-23 | 7-7 | 48 | 23 | 58 | 11 | 21 | 4 | 6 | 200 | |

| | | | | |
|------------------|------------------------------|------------------------------|--------------------|------------|
| TOTAL FG% | 1st Half: 11-33 33.3% | 2nd Half: 11-38 28.9% | Game: 31.0% | DB |
| 3-Pt. FG% | 1st Half: 2-9 22.2% | 2nd Half: 5-14 35.7% | Game: 30.4% | REB |
| F Throw % | 1st Half: 0-0 0.0% | 2nd Half: 7-7 100% | Game: 100% | 0 |

| LSU 6-3 | | | | | | | | | | | | |
|-------------------|-------|-------|-------|-----|----|----|----|----|-----|----|-----|--|
| Player | fg-a | 3fg-a | ft-a | reb | pf | tp | a | to | blk | s | min | |
| Randolph, A. f | 3-9 | 0-1 | 7-10 | 8 | 1 | 13 | 4 | 1 | 4 | 1 | 28 | |
| Johnson, Chris f | 6-8 | 2-2 | 2-2 | 2 | 1 | 16 | 1 | 2 | 1 | 3 | 33 | |
| Thornton, M. g | 7-15 | 4-10 | 4-5 | 5 | 2 | 22 | 2 | 2 | 1 | 3 | 24 | |
| Martin, Terry g | 5-11 | 3-6 | 2-3 | 2 | 15 | 4 | 2 | 0 | 0 | 0 | 29 | |
| Temple, Garrett g | 1-2 | 0-0 | 2-2 | 6 | 3 | 4 | 2 | 5 | 1 | 2 | 31 | |
| Mason, Dameon | 0-0 | 0-0 | 0-0 | 0 | 0 | 0 | 1 | 0 | 0 | 1 | 8 | |
| Terrebonne, Greg | 0-0 | 0-0 | 0-0 | 0 | 0 | 0 | 0 | 0 | 0 | 0 | 2 | |
| Spencer, Bo | 2-5 | 0-1 | 5-7 | 3 | 0 | 9 | 3 | 2 | 0 | 2 | 26 | |
| Green, Garrett | 1-3 | 0-0 | 0-0 | 1 | 1 | 2 | 0 | 2 | 0 | 0 | 11 | |
| Farrer, Alex | 0-0 | 0-0 | 1-2 | 2 | 0 | 1 | 0 | 1 | 0 | 0 | 8 | |
| TEAM | | | | 4 | | | | | | | | |
| Totals..... | 25-53 | 9-20 | 23-30 | 34 | 10 | 82 | 17 | 17 | 7 | 12 | 200 | |

| | | | | |
|------------------|------------------------------|------------------------------|--------------------|------------|
| TOTAL FG% | 1st Half: 14-32 43.8% | 2nd Half: 11-21 52.4% | Game: 47.2% | DB |
| 3-Pt. FG% | 1st Half: 4-10 40.0% | 2nd Half: 5-10 50.0% | Game: 45.0% | REB |
| F Throw % | 1st Half: 7-7 100% | 2nd Half: 16-23 69.6% | Game: 76.7% | 2 |

Officials: Doug Shows, Tim Clougherty, Earnie Pheal
 Technical fouls: Northwestern State-Moody, Jerry; TEAM. LSU-None.
 Attendance: 7809

| Score by Periods | 1st | 2nd | Total | |
|--------------------|-----|-----|-------|--|
| Northwestern State | 24 | 34 | 58 | |
| LSU | 39 | 43 | 82 | |

Game 10 -- Wichita State, 67, LSU 47
 12-19-07, 7:07 p.m. at Wichita, Kan. (Charles Koch Arena)

| LSU 6-4 | | | | | | | | | | | | |
|-------------------|-------|-------|------|-----|----|----|---|----|-----|---|-----|--|
| Player | fg-a | 3fg-a | ft-a | reb | pf | tp | a | to | blk | s | min | |
| Randolph, A. f | 3-13 | 0-1 | 0-1 | 3 | 2 | 6 | 1 | 0 | 2 | 4 | 28 | |
| Johnson, Chris c | 2-7 | 0-0 | 0-0 | 7 | 1 | 4 | 0 | 2 | 1 | 0 | 29 | |
| Thornton, M. g | 3-13 | 0-6 | 6-6 | 11 | 3 | 12 | 2 | 3 | 0 | 0 | 38 | |
| Martin, Terry g | 4-10 | 3-6 | 0-0 | 3 | 1 | 11 | 0 | 4 | 0 | 0 | 27 | |
| Temple, Garrett g | 3-7 | 0-4 | 0-0 | 2 | 3 | 6 | 2 | 1 | 1 | 0 | 31 | |
| Spencer, Bo | 1-5 | 1-4 | 1-2 | 1 | 1 | 4 | 0 | 1 | 0 | 1 | 20 | |
| Green, Garrett | 1-2 | 0-0 | 0-0 | 1 | 2 | 2 | 0 | 0 | 1 | 0 | 18 | |
| Farrer, Alex | 1-1 | 0-0 | 0-0 | 0 | 0 | 2 | 1 | 0 | 0 | 0 | 9 | |
| TEAM | | | | 3 | | | | | | | | |
| Totals..... | 18-58 | 4-21 | 7-9 | 31 | 13 | 47 | 6 | 11 | 5 | 5 | 200 | |

| | | | | |
|------------------|-----------------------------|------------------------------|--------------------|------------|
| TOTAL FG% | 1st Half: 8-29 27.6% | 2nd Half: 10-29 34.5% | Game: 31.0% | DB |
| 3-Pt. FG% | 1st Half: 3-11 27.3% | 2nd Half: 1-10 10.0% | Game: 19.0% | REB |
| F Throw % | 1st Half: 1-2 50.0% | 2nd Half: 6-7 85.7% | Game: 77.8% | 0 |

| Wichita St. 6-4 | | | | | | | | | | | | |
|-------------------|-------|-------|-------|-----|----|----|----|----|-----|---|-----|--|
| Player | fg-a | 3fg-a | ft-a | reb | pf | tp | a | to | blk | s | min | |
| Cousnard, PJ f | 4-14 | 0-3 | 0-05 | 7 | 2 | 8 | 2 | 0 | 0 | 2 | 29 | |
| Clemente, R. f | 5-7 | 0-0 | 1-1 | 10 | 2 | 11 | 2 | 1 | 1 | 1 | 25 | |
| Thomasson, P. c | 4-9 | 0-2 | 7-8 | 4 | 0 | 15 | 1 | 0 | 1 | 0 | 25 | |
| Mekel, Gal g | 3-10 | 1-5 | 1-1 | 4 | 1 | 8 | 0 | 4 | 0 | 0 | 32 | |
| Braeuer, Matt g | 3-10 | 0-4 | 0-0 | 7 | 2 | 6 | 4 | 1 | 0 | 2 | 35 | |
| Ellis, Aaron | 1-2 | 0-0 | 2-2 | 2 | 3 | 4 | 0 | 1 | 0 | 0 | 14 | |
| Preadom, Wendell | 2-3 | 0-1 | 0-0 | 2 | 1 | 4 | 3 | 1 | 0 | 1 | 10 | |
| Durley, JT | 2-5 | 0-2 | 2-2 | 7 | 2 | 6 | 2 | 3 | 1 | 1 | 15 | |
| Griskenas, Mantas | 2-5 | 1-2 | 0-0 | 1 | 0 | 5 | 1 | 0 | 0 | 0 | 15 | |
| TEAM | | | | 6 | | | | | | | | |
| Totals..... | 26-65 | 2-19 | 13-14 | 50 | 13 | 67 | 15 | 11 | 3 | 7 | 200 | |

| | | | | |
|------------------|------------------------------|------------------------------|--------------------|-------------|
| TOTAL FG% | 1st Half: 11-37 29.7% | 2nd Half: 15-28 53.6% | Game: 40.0% | DB |
| 3-Pt. FG% | 1st Half: 0-11 0.0% | 2nd Half: 2-8 25.0% | Game: 10.5% | REBS |
| F Throw % | 1st Half: 5-6 83.3% | 2nd Half: 8-8 100% | Game: 92.9% | 1 |

Officials: J.D. Collins, Gary Maxwell, Pat Driscoll

| Score by Periods | 1st | 2nd | Total | |
|------------------|-----|-----|-------|--|
| LSU | 20 | 27 | 47 | |
| Wichita St. | 27 | 40 | 67 | |

Game 11 -- LSU 67, Oregon State 61
 12/22/07 2:00 pm at Maravich Center (Baton Rouge, LA)

| Oregon State 6-5 | | | | | | | | | | | | |
|------------------|-------|-------|------|-----|----|----|----|----|-----|---|-----|--|
| Player | fg-a | 3fg-a | ft-a | reb | pf | tp | a | to | blk | s | min | |
| Jones, Marcel f | 2-5 | 1-1 | 1-3 | 3 | 0 | 6 | 0 | 1 | 0 | 0 | 27 | |
| Giles, C.J. f | 2-6 | 0-1 | 1-3 | 4 | 5 | 5 | 1 | 3 | 0 | 0 | 15 | |
| Johnson, Omar f | 5-10 | 0-3 | 3-3 | 3 | 2 | 13 | 2 | 4 | 3 | 0 | 29 | |
| Claitt, Rickey g | 0-3 | 0-2 | 0-0 | 4 | 2 | 0 | 2 | 1 | 0 | 1 | 20 | |
| Tarver, Seth g | 4-12 | 3-5 | 2-2 | 9 | 3 | 13 | 3 | 2 | 0 | 1 | 34 | |
| Hampton, Calvin | 0-0 | 0-0 | 0-0 | 0 | 4 | 0 | 0 | 1 | 0 | 0 | 7 | |
| Tarver, Josh | 2-6 | 0-1 | 0-0 | 6 | 0 | 4 | 3 | 1 | 0 | 0 | 25 | |
| Schaftenaar, R. | 6-9 | 2-5 | 0-0 | 9 | 1 | 14 | 1 | 1 | 2 | 0 | 30 | |
| Haynes, Calvin | 1-2 | 0-0 | 0-0 | 1 | 0 | 2 | 0 | 1 | 0 | 0 | 4 | |
| Carter, Sean | 2-4 | 0-0 | 0-4 | 1 | 3 | 4 | 0 | 4 | 0 | 0 | 9 | |
| TEAM | | | | 3 | | | | | | | | |
| Totals..... | 24-52 | 6-18 | 7-14 | 43 | 20 | 61 | 12 | 19 | 5 | 2 | 200 | |

| | | | | |
|------------------|------------------------------|------------------------------|--------------------|------------|
| TOTAL FG% | 1st Half: 12-27 44.4% | 2nd Half: 12-30 40.0% | Game: 42.1% | DB |
| 3-Pt. FG% | 1st Half: 3-7 42.9% | 2nd Half: 3-11 27.3% | Game: 33.3% | REB |
| F Throw % | 1st Half: 4-10 40.0% | 2nd Half: 3-4 75.0% | Game: 50.0% | 3 |

| LSU 7-4 | | | | | | | | | | | | |
|-------------------|-------|-------|-------|-----|----|----|----|----|-----|---|-----|--|
| Player | fg-a | 3fg-a | ft-a | reb | pf | tp | a | to | blk | s | min | |
| Randolph, A. f | 3-10 | 0-0 | 8-12 | 9 | 3 | 14 | 0 | 3 | 1 | 2 | 35 | |
| Johnson, Chris c | 3-5 | 9-9 | 9-9 | 3 | 4 | 6 | 1 | 3 | 2 | 2 | 29 | |
| Thornton, M. g | 6-17 | 6-10 | 2-2 | 6 | 3 | 20 | 1 | 2 | 0 | 2 | 30 | |
| Martin, Terry g | 5-18 | 3-11 | 2-2 | 2 | 2 | 15 | 6 | 0 | 1 | 0 | 40 | |
| Temple, Garrett g | 1-3 | 0-1 | 2-2 | 7 | 1 | 4 | 5 | 2 | 2 | 2 | 40 | |
| Spencer, Bo | 0-0 | 0-0 | 0-0 | 0 | 0 | 0 | 1 | 0 | 0 | 0 | 3 | |
| Green, Garrett | 2-4 | 1-1 | 1-2 | 1 | 2 | 6 | 0 | 0 | 0 | 0 | 16 | |
| Farrer, Alex | 0-0 | 0-0 | 2-2 | 2 | 0 | 2 | 1 | 0 | 0 | 0 | 7 | |
| TEAM | | | | 3 | | | | | | | | |
| Totals..... | 20-57 | 10-23 | 17-22 | 33 | 15 | 67 | 15 | 10 | 6 | 8 | 200 | |

| | | | | |
|------------------|------------------------------|------------------------------|--------------------|-------------|
| TOTAL FG% | 1st Half: 10-28 35.7% | 2nd Half: 10-29 34.5% | Game: 35.1% | DB |
| 3-Pt. FG% | 1st Half: 5-9 55.6% | 2nd Half: 5-14 35.7% | Game: 43.5% | REBS |
| F Throw % | 1st Half: 13-16 81.3% | 2nd Half: 4-6 66.7% | Game: 77.3% | 3 |

Officials: Tony Greene, Pat Adams, Everett Summers
 Technical fouls: Oregon State-None. LSU-None.
 Attendance: 7713

| Score by Periods | 1st | 2nd | Total | |
|------------------|-----|-----|-------|--|
| Oregon State | 31 | 30 | 61 | |
| LSU | 38 | 29 | 67 | |

Game 12 -- Washington 73, LSU 65
 12/29/07 2:00 pm at Maravich Center (Baton Rouge, LA)

| Washington 8-4 | | | | | | | | | | | | |
|------------------|------|-------|------|-----|----|----|---|----|-----|---|-----|--|
| Player | fg-a | 3fg-a | ft-a | reb | pf | tp | a | to | blk | s | min | |
| Wallace, Artem f | 1-1 | 0-0 | 1-2 | 2 | 1 | 3 | 0 | 0 | 1 | 1 | 13 | |
| Brockman, Jon f | 6-11 | 0-0 | 3-7 | 12 | 3 | 15 | 2 | 3 | 0 | 2 | 34 | |
| Smith, Joel g | 0-3 | 0-1 | 0-0 | 3 | 0 | 0 | 1 | 1 | 0 | 2 | 20 | |
| Morris, Tim g | 7-12 | 1-2 | 0-0 | 5 | 3 | 15 | 3 | 2 | 0 | 3 | 31 | |
| Appleby, Ryan g | 4-8 | 2-5 | 2-2 | 1 | 0 | 12 | 1 | 0 | 0 | 0 | 30 | |
| Overton, Venoy | 0-1 | 0-0 | 0-0 | 0 | 1 | 0 | 1 | | | | | |

Game 13 -- Tulane 68, LSU 63
 01/02/08 8 p.m. at New Orleans Arena, New Orleans, La.

| Player | fg-a | 3fg-a | ft-a | reb | pf | tp | a | to | blk | s | min |
|-------------------|------------------------------|-------|------------------------------|-----|--------------------|----|-------------|----|-----|---|-----|
| Randolph, A. f | 5-11 | 0-0 | 5-6 | 9 | 4 | 15 | 1 | 3 | 0 | 0 | 35 |
| Johnson, Chris c | 1-4 | 0-1 | 1-2 | 1 | 2 | 3 | 0 | 3 | 1 | 1 | 15 |
| Thornton, M. g | 3-8 | 0-5 | 1-2 | 1 | 4 | 7 | 4 | 1 | 1 | 2 | 32 |
| Martin, Terry g | 7-17 | 4-9 | 1-1 | 1 | 2 | 19 | 2 | 2 | 0 | 1 | 35 |
| Temple, Garrett g | 2-2 | 2-2 | 0-0 | 4 | 1 | 6 | 2 | 2 | 0 | 0 | 33 |
| Mason, Dameon | 2-5 | 0-0 | 0-1 | 6 | 0 | 4 | 1 | 0 | 0 | 0 | 14 |
| Spencer, Bo | 3-9 | 2-5 | 1-2 | 3 | 3 | 9 | 2 | 1 | 0 | 1 | 24 |
| Green, Garrett | 0-0 | 0-0 | 0-0 | 2 | 1 | 0 | 0 | 2 | 0 | 0 | 10 |
| Farrer, Alex | 0-1 | 0-1 | 0-0 | 0 | 0 | 0 | 0 | 0 | 0 | 0 | 2 |
| TEAM | | | | 3 | | | | | | | |
| Totals..... | 23-57 | 8-23 | 9-14 | 30 | 17 | 63 | 12 | 12 | 5 | 5 | 200 |
| TOTAL FG% | 1st Half: 12-28 42.9% | | 2nd Half: 11-29 37.9% | | Game: 40.4% | | DB | | | | |
| 3-Pt. FG% | 1st Half: 4-13 30.8% | | 2nd Half: 4-10 40.0% | | Game: 34.8% | | REBS | | | | |
| F Throw % | 1st Half: 4-8 50.0% | | 2nd Half: 5-6 83.3% | | Game: 64.3% | | 4 | | | | |

| Player | fg-a | 3fg-a | ft-a | reb | pf | tp | a | to | blk | s | min |
|-------------------|------------------------------|-------|------------------------------|-----|--------------------|----|-------------|----|-----|---|-----|
| GOMEZ, David f | 7-13 | 0-0 | 5-6 | 12 | 2 | 19 | 1 | 1 | 1 | 0 | 31 |
| PUCKETT, Daniel f | 2-8 | 0-1 | 1-2 | 3 | 3 | 5 | 3 | 3 | 1 | 1 | 24 |
| LOUISME, R. f | 3-9 | 0-0 | 0-0 | 8 | 0 | 6 | 0 | 1 | 1 | 1 | 23 |
| SIMS, Kevin g | 4-7 | 2-4 | 2-2 | 0 | 2 | 12 | 2 | 0 | 0 | 0 | 32 |
| WHEATON, M. g | 2-5 | 1-3 | 2-2 | 4 | 1 | 7 | 4 | 2 | 1 | 0 | 29 |
| RICHARD, Kris | 1-1 | 1-1 | 0-0 | 1 | 0 | 3 | 1 | 1 | 0 | 2 | 8 |
| McQUEEN, Asim | 0-0 | 0-0 | 0-0 | 0 | 0 | 0 | 1 | 0 | 0 | 0 | 3 |
| STITH, Donnavan | 2-7 | 0-0 | 5-5 | 9 | 2 | 9 | 0 | 2 | 1 | 0 | 22 |
| MAYHANE, J. | 2-7 | 1-3 | 2-2 | 0 | 0 | 7 | 1 | 2 | 0 | 1 | 21 |
| VIANNEY, Eric | 0-0 | 0-0 | 0-0 | 0 | 1 | 0 | 1 | 0 | 0 | 0 | 7 |
| TEAM | | | | 3 | 1 | | | | | | |
| Totals..... | 23-57 | 5-12 | 17-19 | 40 | 12 | 68 | 14 | 12 | 5 | 5 | 200 |
| TOTAL FG% | 1st Half: 12-33 36.4% | | 2nd Half: 11-24 45.8% | | Game: 40.4% | | DB | | | | |
| 3-Pt. FG% | 1st Half: 2-7 28.6% | | 2nd Half: 3-5 60.0% | | Game: 41.7% | | REBS | | | | |
| F Throw % | 1st Half: 5-5 100% | | 2nd Half: 12-14 85.7% | | Game: 89.5% | | 1 | | | | |

Officials: Lee Cassell, Gary Maxwell, Terry Moore
 Technical fouls: LSU-None. Tulane-GOMEZ, David; TEAM.
 Attendance: 3690

| Score by Periods | 1st | 2nd | Total |
|------------------|-----|-----|-------|
| LSU | 32 | 31 | 63 |
| Tulane | 31 | 37 | 68 |

Game 14 -- Texas A&M 79, LSU 53
 01/05/08 7 p.m. at College Station, Texas (Reed Arena)

| Player | fg-a | 3fg-a | ft-a | reb | pf | tp | a | to | blk | s | min |
|-------------------|------------------------------|-------|------------------------------|-----|--------------------|----|-------------|----|-----|---|-----|
| Randolph, A. f | 7-17 | 0-2 | 2-6 | 7 | 4 | 16 | 0 | 2 | 2 | 0 | 37 |
| Thornton, M. g | 5-16 | 0-3 | 2-2 | 7 | 2 | 12 | 0 | 1 | 0 | 1 | 37 |
| Spencer, Bo g | 1-5 | 0-2 | 0-0 | 1 | 0 | 2 | 4 | 2 | 0 | 0 | 29 |
| Martin, Terry g | 3-8 | 0-3 | 0-0 | 2 | 2 | 6 | 1 | 2 | 0 | 0 | 21 |
| Temple, Garrett g | 3-4 | 2-2 | 0-0 | 3 | 5 | 8 | 2 | 3 | 1 | 0 | 32 |
| Green, Garrett | 2-6 | 0-0 | 0-0 | 4 | 4 | 4 | 1 | 0 | 0 | 0 | 24 |
| Farrer, Alex | 2-6 | 1-3 | 0-0 | 1 | 3 | 5 | 1 | 1 | 0 | 2 | 20 |
| TEAM | | | | 6 | | | | | | | |
| Totals..... | 23-62 | 3-15 | 4-8 | 31 | 20 | 53 | 9 | 11 | 3 | 3 | 200 |
| TOTAL FG% | 1st Half: 13-26 50.0% | | 2nd Half: 10-36 27.8% | | Game: 37.1% | | DB | | | | |
| 3-Pt. FG% | 1st Half: 1-6 16.7% | | 2nd Half: 2-9 22.2% | | Game: 20.0% | | REBS | | | | |
| F Throw % | 1st Half: 1-2 50.0% | | 2nd Half: 3-6 50.0% | | Game: 50.0% | | 3,1 | | | | |

| Player | fg-a | 3fg-a | ft-a | reb | pf | tp | a | to | blk | s | min |
|-------------------|------------------------------|-------|------------------------------|-----|--------------------|----|-------------|----|-----|---|-----|
| JORDAN, D. * | 3-5 | 0-0 | 1-2 | 5 | 2 | 7 | 0 | 1 | 0 | 0 | 27 |
| SLOAN, Donald * | 7-9 | 1-2 | 2-3 | 5 | 1 | 17 | 2 | 0 | 0 | 0 | 31 |
| KIRK, Dominique * | 2-5 | 1-2 | 2-2 | 3 | 1 | 7 | 4 | 2 | 0 | 0 | 25 |
| CARTER, Josh * | 4-9 | 3-5 | 2-2 | 5 | 1 | 13 | 3 | 1 | 0 | 1 | 26 |
| JONES, Joseph * | 5-11 | 0-1 | 2-4 | 4 | 2 | 12 | 1 | 0 | 0 | 1 | 24 |
| DAVIS, Bryan | 1-3 | 0-0 | 4-6 | 3 | 3 | 6 | 1 | 2 | 1 | 0 | 14 |
| ROLAND, Derrick | 2-5 | 0-2 | 3-6 | 3 | 0 | 7 | 1 | 2 | 0 | 1 | 25 |
| GRAHAM, Bryson | 0-1 | 0-1 | 0-0 | 0 | 0 | 0 | 0 | 0 | 0 | 0 | 2 |
| HOLMES, B.J. | 0-1 | 0-1 | 0-0 | 0 | 0 | 0 | 1 | 1 | 0 | 0 | 6 |
| MUHLBACH, B. | 0-0 | 0-0 | 0-0 | 1 | 0 | 0 | 0 | 0 | 0 | 0 | 2 |
| ELONU, Ch. | 4-5 | 0-0 | 0-0 | 6 | 2 | 8 | 1 | 0 | 2 | 0 | 14 |
| WALKUP, Nathan | 0-0 | 0-0 | 2-2 | 2 | 0 | 2 | 0 | 0 | 0 | 0 | 4 |
| TEAM | | | | 3 | | | | | | | |
| Totals..... | 28-54 | 5-14 | 18-27 | 40 | 12 | 79 | 14 | 9 | 3 | 3 | 200 |
| TOTAL FG% | 1st Half: 18-34 52.9% | | 2nd Half: 10-20 50.0% | | Game: 51.9% | | DB | | | | |
| 3-Pt. FG% | 1st Half: 4-9 44.4% | | 2nd Half: 1-5 20.0% | | Game: 35.7% | | REBS | | | | |
| F Throw % | 1st Half: 3-4 75.0% | | 2nd Half: 15-23 65.2% | | Game: 66.7% | | 3 | | | | |

Officials: Mark Whitehead, Rick Hartzell, James Breeding
 Technical fouls: LSU-None. Texas A&M-None.
 Attendance: 12255

| Score by Periods | 1st | 2nd | Total |
|------------------|-----|-----|-------|
| LSU | 28 | 25 | 53 |
| Texas A&M | 43 | 36 | 79 |

Game 15 -- Mississippi State 61, LSU 39
 01/09/08 7:00 PM at Maravich Center (Baton Rouge, LA)

| Player | fg-a | 3fg-a | ft-a | reb | pf | tp | a | to | blk | s | min |
|-------------------|-----------------------------|-------|------------------------------|-----|--------------------|----|-------------|----|-----|---|-----|
| Varnado, Jarvis f | 6-10 | 0-0 | 1-4 | 17 | 2 | 13 | 0 | 1 | 7 | 0 | 25 |
| Gordon, Jamont f | 5-13 | 1-4 | 2-3 | 6 | 2 | 13 | 1 | 3 | 2 | 1 | 37 |
| Hansbrough, B. g | 3-7 | 1-5 | 0-0 | 7 | 3 | 7 | 4 | 2 | 0 | 1 | 30 |
| Stewart, Barry g | 2-6 | 1-4 | 6-8 | 6 | 3 | 11 | 5 | 2 | 0 | 1 | 35 |
| Turner, Phil g | 2-6 | 0-2 | 0-0 | 3 | 3 | 4 | 1 | 2 | 0 | 2 | 34 |
| Johnson, Ravern | 3-4 | 0-1 | 0-0 | 3 | 0 | 6 | 0 | 1 | 0 | 0 | 12 |
| Begley, Billy | 0-0 | 0-0 | 0-0 | 0 | 0 | 0 | 0 | 0 | 0 | 0 | 1 |
| lupe, Joseph | 0-0 | 0-0 | 0-0 | 1 | 0 | 0 | 0 | 0 | 0 | 0 | 1 |
| Benock, Riley | 1-1 | 1-1 | 0-0 | 0 | 0 | 3 | 0 | 1 | 0 | 0 | 8 |
| Johnson, Brian | 0-0 | 0-0 | 0-0 | 0 | 1 | 0 | 0 | 2 | 0 | 0 | 9 |
| Augustus, Kodi | 1-2 | 0-1 | 0-0 | 0 | 0 | 2 | 0 | 0 | 0 | 0 | 1 |
| Bolen, Branson | 0-0 | 0-0 | 0-0 | 2 | 0 | 0 | 0 | 0 | 0 | 0 | 1 |
| Bailey, Elgin | 1-1 | 0-0 | 0-2 | 1 | 1 | 2 | 0 | 3 | 1 | 0 | 6 |
| TEAM | | | | 1 | | | | | | | |
| Totals..... | 24-50 | 4-18 | 9-17 | 47 | 15 | 61 | 11 | 17 | 10 | 5 | 200 |
| TOTAL FG% | 1st Half: 9-22 40.9% | | 2nd Half: 15-28 53.6% | | Game: 48.0% | | DB | | | | |
| 3-Pt. FG% | 1st Half: 3-12 25.0% | | 2nd Half: 1-6 16.7% | | Game: 22.2% | | REB, | | | | |
| F Throw % | 1st Half: 4-6 66.7% | | 2nd Half: 5-11 45.5% | | Game: 52.9% | | 4 | | | | |

| Player | fg-a | 3fg-a | ft-a | reb | pf | tp | a | to | blk | s | min |
|-------------------|-----------------------------|-------|-----------------------------|-----|--------------------|----|--------------|----|-----|---|-----|
| Randolph, A. f | 4-13 | 0-0 | 2-5 | 9 | 3 | 10 | 0 | 2 | 2 | 0 | 26 |
| Thornton, M. g | 2-14 | 2-6 | 6-6 | 7 | 1 | 12 | 0 | 1 | 0 | 1 | 33 |
| Spencer, Bo g | 0-6 | 0-4 | 0-0 | 2 | 0 | 0 | 0 | 0 | 0 | 0 | 19 |
| Martin, Terry g | 2-11 | 0-4 | 0-0 | 1 | 2 | 4 | 2 | 0 | 0 | 0 | 26 |
| Temple, Garrett g | 2-7 | 0-1 | 0-0 | 3 | 2 | 4 | 1 | 3 | 1 | 2 | 37 |
| Mason, Dameon | 3-9 | 0-0 | 1-2 | 3 | 3 | 7 | 0 | 2 | 1 | 3 | 29 |
| Green, Garrett | 1-2 | 0-0 | 0-0 | 0 | 1 | 2 | 0 | 0 | 0 | 0 | 12 |
| Farrer, Alex | 0-4 | 0-2 | 0-0 | 4 | 1 | 0 | 1 | 1 | 0 | 0 | 15 |
| Thornton, Quintin | 0-0 | 0-0 | 0-0 | 0 | 1 | 0 | 0 | 0 | 0 | 0 | 3 |
| TEAM | | | | 7 | | | | | | | |
| Totals..... | 14-66 | 2-17 | 9-13 | 36 | 14 | 39 | 4 | 9 | 4 | 6 | 200 |
| TOTAL FG% | 1st Half: 7-30 23.3% | | 2nd Half: 7-36 19.4% | | Game: 21.2% | | DB | | | | |
| 3-Pt. FG% | 1st Half: 2-9 22.2% | | 2nd Half: 0-8 0.0% | | Game: 11.8% | | REBS, | | | | |
| F Throw % | 1st Half: 3-6 50.0% | | 2nd Half: 6-7 85.7% | | Game: 69.2% | | 3 | | | | |

Officials: Mike Stuart, Rick Hartzell, Antinio Petty
 Technical fouls: Mississippi State-None. LSU-None.
 Attendance: 7843

| Score by Periods | 1st | 2nd | Total |
|-------------------|-----|-----|-------|
| Mississippi State | 25 | 36 | 61 |
| LSU | 19 | 20 | 39 |

Game 16 -- Ole Miss 74, LSU 71
 01-12-08 5:00 pm at Oxford, Miss. (Tad Smith Coliseum)

| Player | fg-a | 3fg-a | ft-a | reb | pf | tp | a | to | blk | s | min |
|-------------------|-------------------|-------|------|-----|----|----|----|----|-----|---|-----|
| Randolph, A. f | 8-14 | 0-0 | 2-5 | 11 | 1 | 18 | 1 | 3 | 3 | 1 | 39 |
| Green, Garrett f | 1-4 | 0-1 | 0-0 | 1 | 3 | 2 | 0 | 0 | 0 | 0 | 13 |
| Thornton, M. g | 9-20 | 4-10 | 3-6 | 3 | 3 | 25 | 2 | 1 | 0 | 1 | 38 |
| Martin, Terry g | 1-8 | 0-4 | 0-0 | 2 | 1 | 2 | 1 | 1 | 0 | 0 | 24 |
| Temple, Garrett g | 6-11 | 4-8 | 0-0 | 6 | 3 | 16 | 3 | 1 | 1 | 1 | 35 |
| Spencer, Bo | 0-0 | 0-0 | 0-0 | 1 | 0 | 0 | 1 | 0 | 0 | 0 | 6 |
| Farrer, Alex | 0-0 | 0-0 | 1-2 | 0 | 3 | 1 | 1 | 1 | 0 | 2 | 18 |
| Thornton, Quintin | 3-4 | 0-0 | 1-2 | 8 | 4 | 7 | 2 | 1 | 0 | 1 | 27 |
| TEAM | | | | 3 | | | | | | | |
| Totals..... | 28-61 | 8-23 | 7-15 | 35 | 18 | 71 | 11 | 8 | 4 | 6 | 200 |
| TOTAL FG% | 1st Half: | | | | | | | | | | |

Game 17 -- Auburn 74, LSU 67
01/16/08 7:00 pm at Maravich Center (Baton Rouge, LA)

| Auburn 10-5 (1-2) | | | | | | | | | | | | |
|--------------------|------------------------------|-------|------------------------------|-----|--------------------|----|-------------|----|-----|---|-----|--|
| Player | fg-a | 3fg-a | ft-a | reb | pf | tp | a | to | blk | s | min | |
| Prowell, Quan f | 5-9 | 0-3 | 2-3 | 2 | 3 | 12 | 3 | 2 | 0 | 1 | 37 | |
| Tolbert, Frank g | 7-12 | 0-2 | 2-5 | 9 | 4 | 16 | 1 | 1 | 1 | 1 | 32 | |
| Reed, D. g | 7-10 | 4-6 | 2-5 | 3 | 1 | 20 | 5 | 4 | 0 | 3 | 35 | |
| Barrett, R. g | 3-8 | 1-2 | 0-0 | 1 | 3 | 7 | 4 | 1 | 0 | 0 | 27 | |
| Robertson, Q. g | 3-5 | 2-2 | 1-2 | 2 | 4 | 9 | 2 | 2 | 0 | 2 | 34 | |
| Hargrove, Lucas | 4-8 | 2-4 | 0-0 | 5 | 3 | 10 | 0 | 2 | 0 | 2 | 28 | |
| Williams Jr, Larry | 0-0 | 0-0 | 0-0 | 0 | 0 | 0 | 0 | 0 | 0 | 0 | 4 | |
| Heramb, Matt | 0-1 | 0-0 | 0-0 | 1 | 0 | 0 | 0 | 1 | 0 | 0 | 3 | |
| TEAM | | | | 5 | | | | | | | | |
| Totals..... | 29-53 | 9-19 | 7-15 | 28 | 18 | 74 | 15 | 13 | 1 | 9 | 200 | |
| TOTAL FG% | 1st Half: 11-27 40.7% | | 2nd Half: 18-26 69.2% | | Game: 54.7% | | DB | | | | | |
| 3-Pt. FG% | 1st Half: 4-10 40.0% | | 2nd Half: 5-9 55.6% | | Game: 47.4% | | REBS | | | | | |
| F Throw % | 1st Half: 2-5 40.0% | | 2nd Half: 5-10 50.0% | | Game: 46.7% | | 3 | | | | | |

| LSU 7-10 (0-3) | | | | | | | | | | | | |
|-------------------|------------------------------|-------|------------------------------|-----|--------------------|----|------------|----|-----|---|-----|--|
| Player | fg-a | 3fg-a | ft-a | reb | pf | tp | a | to | blk | s | min | |
| Randolph, A. f | 6-9 | 0-0 | 0-2 | 5 | 2 | 12 | 4 | 5 | 0 | 1 | 32 | |
| Thornton, Q. f | 0-0 | 0-0 | 1-2 | 2 | 4 | 1 | 0 | 2 | 0 | 0 | 30 | |
| Thornton, M. f | 8-20 | 6-16 | 5-6 | 6 | 2 | 27 | 0 | 5 | 0 | 3 | 38 | |
| Temple, Garrett g | 4-7 | 1-3 | 8-9 | 5 | 2 | 17 | 4 | 1 | 0 | 1 | 40 | |
| Farrer, Alex g | 4-7 | 0-3 | 0-0 | 5 | 1 | 8 | 3 | 1 | 0 | 0 | 34 | |
| Spencer, Bo | 1-1 | 0-0 | 0-0 | 0 | 2 | 2 | 0 | 0 | 0 | 0 | 3 | |
| Martin, Terry | 0-3 | 0-2 | 0-0 | 1 | 5 | 0 | 1 | 0 | 0 | 1 | 18 | |
| Green, Garrett | 0-1 | 0-0 | 0-0 | 0 | 1 | 0 | 0 | 1 | 0 | 0 | 5 | |
| TEAM | | | | 5 | | | | | | | | |
| Totals..... | 23-48 | 7-24 | 14-19 | 29 | 19 | 67 | 12 | 15 | 0 | 6 | 200 | |
| TOTAL FG% | 1st Half: 13-22 59.1% | | 2nd Half: 10-26 38.5% | | Game: 47.9% | | DB | | | | | |
| 3-Pt. FG% | 1st Half: 4-10 40.0% | | 2nd Half: 3-14 21.4% | | Game: 29.2% | | REB | | | | | |
| F Throw % | 1st Half: 2-4 50.0% | | 2nd Half: 12-15 80.0% | | Game: 73.7% | | 2 | | | | | |

Officials: Rick Hartzell, Rick Crawford, Gary Maxwell
Technical fouls: Auburn-None. LSU-None.
Attendance: 9746

| Score by Periods | 1st | 2nd | Total |
|------------------|-----|-----|-------|
| Auburn | 28 | 46 | 74 |
| LSU | 32 | 35 | 67 |

Game 18 -- Vanderbilt 92, LSU 76
1/19/08 12 p.m. at Nashville, Tenn. (Memorial Gym)

| LSU 7-11, 0-4 SEC | | | | | | | | | | | | |
|-------------------|------------------------------|-------|------------------------------|-----|--------------------|----|------------|----|-----|---|-----|--|
| Player | fg-a | 3fg-a | ft-a | reb | pf | tp | a | to | blk | s | min | |
| Thornton, Q. f | 2-2 | 0-0 | 0-0 | 0 | 4 | 4 | 0 | 0 | 0 | 0 | 19 | |
| Randolph, A. g | 4-12 | 0-0 | 6-6 | 19 | 3 | 14 | 3 | 4 | 1 | 0 | 37 | |
| Thornton, M. g | 10-21 | 2-6 | 5-6 | 6 | 3 | 27 | 2 | 5 | 0 | 0 | 38 | |
| Temple, Garrett g | 3-6 | 0-2 | 4-5 | 4 | 2 | 10 | 3 | 3 | 2 | 0 | 37 | |
| Farrer, Alex g | 3-5 | 1-3 | 0-0 | 1 | 4 | 7 | 0 | 2 | 0 | 1 | 20 | |
| Spencer, Bo | 2-4 | 0-0 | 0-0 | 1 | 1 | 4 | 0 | 1 | 0 | 2 | 12 | |
| Martin, Terry | 3-5 | 1-2 | 0-0 | 3 | 1 | 7 | 0 | 2 | 0 | 0 | 20 | |
| Green, Garrett | 1-4 | 0-0 | 1-2 | 2 | 4 | 3 | 0 | 0 | 0 | 0 | 17 | |
| TEAM | | | | 2 | | | | | | | | |
| Totals..... | 28-59 | 4-13 | 16-19 | 38 | 22 | 76 | 8 | 17 | 3 | 3 | 200 | |
| TOTAL FG% | 1st Half: 14-35 40.0% | | 2nd Half: 14-24 58.3% | | Game: 47.5% | | DB | | | | | |
| 3-Pt. FG% | 1st Half: 2-5 40.0% | | 2nd Half: 2-8 25.0% | | Game: 30.8% | | REB | | | | | |
| F Throw % | 1st Half: 3-4 75.0% | | 2nd Half: 13-15 86.7% | | Game: 84.2% | | 1,1 | | | | | |

| Vanderbilt 17-2, 2-2 SEC | | | | | | | | | | | | |
|--------------------------|------------------------------|-------|------------------------------|-----|--------------------|----|------------|----|-----|---|-----|--|
| Player | fg-a | 3fg-a | ft-a | reb | pf | tp | a | to | blk | s | min | |
| FOSTER, Shan f | 6-15 | 4-8 | 2-2 | 3 | 3 | 18 | 3 | 0 | 0 | 0 | 31 | |
| NELTNER, Ross f | 6-8 | 0-0 | 4-5 | 5 | 1 | 16 | 0 | 0 | 1 | 2 | 27 | |
| OGILVY, A.J. c | 2-6 | 0-0 | 6-7 | 3 | 3 | 10 | 0 | 3 | 0 | 0 | 19 | |
| BEAL, Jermaine g | 5-10 | 0-3 | 0-1 | 3 | 1 | 10 | 9 | 0 | 0 | 1 | 32 | |
| GORDON, Alex g | 6-12 | 4-7 | 2-2 | 1 | 2 | 18 | 1 | 1 | 0 | 3 | 31 | |
| METCALFE, Alan | 2-5 | 0-0 | 2-3 | 3 | 3 | 6 | 1 | 2 | 0 | 0 | 13 | |
| BELL, Keegan | 0-0 | 0-0 | 0-0 | 1 | 0 | 0 | 3 | 1 | 0 | 0 | 7 | |
| MCCLELLAN, D | 3-3 | 1-1 | 1-3 | 6 | 4 | 8 | 2 | 0 | 1 | 1 | 21 | |
| GRAHAM, Jamie | 0-0 | 0-0 | 0-0 | 0 | 0 | 0 | 0 | 0 | 0 | 0 | 1 | |
| WALKER, Andre | 1-1 | 0-0 | 2-2 | 1 | 0 | 4 | 1 | 0 | 1 | 0 | 9 | |
| DRAKE, George | 1-5 | 0-1 | 0-0 | 3 | 0 | 2 | 1 | 0 | 0 | 0 | 9 | |
| TEAM | | | | 2 | | | | 1 | | | | |
| Totals..... | 32-65 | 9-20 | 19-25 | 31 | 17 | 92 | 21 | 8 | 3 | 7 | 200 | |
| TOTAL FG% | 1st Half: 15-34 44.1% | | 2nd Half: 17-31 54.8% | | Game: 49.2% | | DB | | | | | |
| 3-Pt. FG% | 1st Half: 4-9 44.4% | | 2nd Half: 5-11 45.5% | | Game: 45.0% | | REB | | | | | |
| F Throw % | 1st Half: 9-11 81.8% | | 2nd Half: 10-14 71.4% | | Game: 76.0% | | 2 | | | | | |

Officials: Joe Lindsay, Patrick Evans, Bruce Benedict
Technical fouls: LSU-None. Vanderbilt-None.
Attendance: 13797

| Score by Periods | 1st | 2nd | Total |
|------------------|-----|-----|-------|
| LSU | 33 | 43 | 76 |
| Vanderbilt | 43 | 49 | 92 |

Game 19 - Arkansas 68, LSU 52
01/26/08 8:00 pm at Maravich Center (Baton Rouge, LA)

| Arkansas 14-5 (3-2) | | | | | | | | | | | | |
|---------------------|------------------------------|-------|-----------------------------|-----|--------------------|----|------------|----|-----|---|-----|--|
| Player | fg-a | 3fg-a | ft-a | reb | pf | tp | a | to | blk | s | min | |
| Thomas, Charles f | 4-10 | 0-0 | 0-1 | 2 | 2 | 8 | 0 | 3 | 0 | 0 | 27 | |
| Weems, Sonny f | 7-13 | 5-5 | 2-2 | 7 | 2 | 21 | 1 | 3 | 0 | 1 | 36 | |
| Hill, Steven c | 1-3 | 0-0 | 2-2 | 5 | 2 | 4 | 1 | 0 | 5 | 0 | 24 | |
| Welsh, Stefan g | 1-4 | 1-2 | 0-0 | 2 | 2 | 3 | 0 | 0 | 0 | 1 | 16 | |
| Beverley, Patrick g | 4-11 | 4-7 | 2-4 | 15 | 2 | 14 | 1 | 4 | 1 | 1 | 39 | |
| Ervin, Gary | 3-5 | 0-1 | 4-4 | 4 | 0 | 10 | 5 | 3 | 1 | 1 | 29 | |
| Townes, Darian | 2-4 | 0-0 | 0-0 | 3 | 0 | 4 | 0 | 4 | 0 | 0 | 17 | |
| Britt, Marcus | 0-0 | 0-0 | 0-0 | 0 | 0 | 0 | 0 | 0 | 0 | 0 | 0+ | |
| Washington, M. | 1-3 | 0-0 | 2-2 | 2 | 1 | 4 | 0 | 0 | 0 | 0 | 12 | |
| Rakestraw, Nate | 0-0 | 0-0 | 0-0 | 0 | 0 | 0 | 0 | 0 | 0 | 0 | 0 | |
| Patsatsia, Levon | 0-0 | 0-0 | 0-0 | 0 | 0 | 0 | 0 | 0 | 0 | 0 | 0+ | |
| TEAM | | | | 2 | | | | | | | | |
| Totals..... | 23-53 | 10-15 | 12-5 | 42 | 11 | 68 | 8 | 17 | 7 | 4 | 200 | |
| TOTAL FG% | 1st Half: 15-30 50.0% | | 2nd Half: 8-23 34.8% | | Game: 43.4% | | DB | | | | | |
| 3-Pt. FG% | 1st Half: 7-11 63.6% | | 2nd Half: 3-4 75.0% | | Game: 66.7% | | REB | | | | | |
| F Throw % | 1st Half: 2-5 40.0% | | 2nd Half: 10-10 100% | | Game: 80.0% | | 2 | | | | | |

| LSU 7-12 (0-5) | | | | | | | | | | | | |
|-------------------|-----------------------------|-------|------------------------------|-----|--------------------|----|------------|----|-----|---|-----|--|
| Player | fg-a | 3fg-a | ft-a | reb | pf | tp | a | to | blk | s | min | |
| Randolph, A. f | 5-16 | 0-1 | 4-4 | 8 | 4 | 14 | 0 | 5 | 4 | 1 | 40- | |
| Thornton, Q. f | 1-3 | 0-0 | 0-0 | 9 | 4 | 2 | 1 | 0 | 0 | 0 | 36- | |
| Thornton, M. g | 7-20 | 4-9 | 2-2 | 5 | 2 | 20 | 0 | 1 | 0 | 1 | 33 | |
| Spencer, Bo g | 0-5 | 0-4 | 1-2 | 1 | 0 | 1 | 0 | 0 | 0 | 1 | 21 | |
| Temple, Garrett g | 1-6 | 0-2 | 0-0 | 3 | 4 | 2 | 4 | 2 | 0 | 1 | 25 | |
| Martin, Terry | 1-9 | 0-6 | 0-0 | 1 | 0 | 2 | 1 | 1 | 0 | 0 | 19 | |
| Green, Garrett | 0-0 | 0-0 | 0-0 | 1 | 1 | 0 | 0 | 0 | 0 | 0 | 4 | |
| Farrer, Alex | 5-10 | 1-4 | 0-0 | 3 | 2 | 11 | 2 | 3 | 0 | 1 | 22 | |
| TEAM | | | | 6 | | | | | | | | |
| Totals..... | 20-69 | 5-26 | 7-8 | 37 | 17 | 52 | 8 | 12 | 4 | 5 | 200 | |
| TOTAL FG% | 1st Half: 9-33 27.3% | | 2nd Half: 11-36 30.6% | | Game: 29.0% | | DB | | | | | |
| 3-Pt. FG% | 1st Half: 1-12 8.3% | | 2nd Half: 4-14 28.6% | | Game: 19.2% | | REB | | | | | |
| F Throw % | 1st Half: 3-4 75.0% | | 2nd Half: 4-4 100% | | Game: 87.5% | | 2 | | | | | |

Officials: Doug Shows, Pat Adams, Bruce Benedict
Technical fouls: Arkansas-None. LSU-None.
Attendance: 8860

| Score by Periods | 1st | 2nd | Total |
|------------------|-----|-----|-------|
| Arkansas | 39 | 29 | 68 |
| LSU | 22 | 30 | 52 |

Game 20 -- LSU 81, Auburn 80
01-30-08 7:00 p.m. at Auburn, Ala.

| LSU 8-12, 1-5 | | | | | | | | | | | | |
|-------------------|-----------------------------------|-------|------|-----|----|----|----|----|-----|---|-----|--|
| Player | fg-a | 3fg-a | ft-a | reb | pf | tp | a | to | blk | s | min | |
| Randolph, A. f | 9-15 | 0-0 | 3-4 | 6 | 4 | 21 | 2 | 3 | 2 | 0 | 31 | |
| Thornton, Q. f | 0-0 | 0-0 | 2-2 | 0 | 2 | 2 | 3 | 1 | 1 | 0 | 20 | |
| Thornton, M. g | 14-23 | 8-15 | 2-2 | 7 | 2 | 38 | 1 | 0 | 0 | 1 | 39 | |
| Temple, Garrett g | 0-4 | 0-3 | 1-2 | 5 | 3 | 1 | 7 | 1 | 0 | 0 | 39 | |
| Farrer, Alex g | 1-2 | 0-1 | 0-0 | 1 | 2 | 2 | 2 | 1 | 0 | 0 | 20 | |
| Spencer, Bo | 0-1 | 0-0 | 0-0 | 0 | 0 | 0 | 0 | 0 | 0 | 0 | 2 | |
| Martin, Terry | 4-7 | 2-5 | 1-2 | 1 | 0 | 11 | 1 | 0 | 0 | 0 | 25 | |
| Johnson, Chris | 3-9 | 0-1 | 0-0 | 3 | 1 | 6 | 0 | 1 | 2 | 0 | 24 | |
| TEAM | | | | 4 | | | | | | | | |
| Totals..... | 31-61 | 10-25 | 9-12 | 30 | 14 | 81 | 16 | 7 | 5 | 1 | 200 | |
| TOTAL FG% | 1st Half: 15-29 51.7%</ | | | | | | | | | | | |

Game 21 -- Alabama 81, LSU 72
02/02/08 2:00PM CST at Coleman Coliseum, (Tuscaloosa, AL)

LSU Tigers 8-13, 1-6 SEC

| Player | fg-a | 3fg-a | ft-a | reb | pf | tp | a | to | blk | s | min |
|-------------------|-------|-------|-------|-----|----|----|----|----|-----|---|-----|
| Randolph, A. f | 4-14 | 0-0 | 5-6 | 12 | 1 | 13 | 1 | 4 | 2 | 1 | 34 |
| Thornton, Q. f | 1-1 | 0-0 | 0-0 | 1 | 2 | 2 | 0 | 0 | 0 | 0 | 9 |
| Thornton, M. g | 7-19 | 4-11 | 4-4 | 3 | 2 | 22 | 1 | 4 | 0 | 1 | 36 |
| Temple, Garrett g | 2-6 | 1-2 | 2-2 | 9 | 2 | 7 | 5 | 5 | 0 | 3 | 40 |
| Farrer, Alex g | 1-3 | 1-1 | 0-0 | 1 | 2 | 3 | 0 | 0 | 0 | 0 | 24 |
| Spencer, Bo | 0-0 | 0-0 | 0-0 | 0 | 0 | 0 | 1 | 1 | 0 | 1 | 4 |
| Martin, Terry | 3-7 | 2-5 | 4-4 | 4 | 4 | 12 | 4 | 1 | 0 | 0 | 26 |
| Johnson, Chris | 3-7 | 1-3 | 6-6 | 4 | 4 | 13 | 0 | 0 | 1 | 0 | 27 |
| TEAM | | | | 2 | 1 | | | 1 | | | |
| Totals..... | 21-57 | 9-22 | 21-22 | 36 | 18 | 72 | 12 | 16 | 3 | 6 | 200 |

| | | | | |
|------------------|------------------------------|------------------------------|--------------------|------------|
| TOTAL FG% | 1st Half: 11-34 32.4% | 2nd Half: 10-23 43.5% | Game: 36.8% | DB |
| 3-Pt. FG% | 1st Half: 3-11 27.3% | 2nd Half: 6-11 54.5% | Game: 40.9% | REB |
| F Throw % | 1st Half: 10-10 100% | 2nd Half: 11-12 91.7% | Game: 95.5% | 1 |

University of Alabama 13-9, 2-5 SEC

| Player | fg-a | 3fg-a | ft-a | reb | pf | tp | a | to | blk | s | min |
|-------------------|-------|-------|-------|-----|----|----|----|----|-----|----|-----|
| Jemison, D. f | 1-2 | 0-0 | 2-3 | 6 | 4 | 4 | 2 | 3 | 0 | 0 | 18 |
| Hendrix, R. f | 9-18 | 0-0 | 1-4 | 17 | 1 | 19 | 2 | 3 | 3 | 4 | 36 |
| Riley, Mykal g | 6-14 | 3-7 | 4-6 | 5 | 4 | 19 | 1 | 0 | 1 | 1 | 24 |
| Hollinger, B g | 3-6 | 2-5 | 2-2 | 2 | 1 | 10 | 6 | 1 | 0 | 0 | 34 |
| Gee, Alonzo g | 5-10 | 2-5 | 3-5 | 2 | 3 | 15 | 2 | 1 | 0 | 2 | 38 |
| Torrance, Mikhail | 0-1 | 0-0 | 0-0 | 0 | 1 | 0 | 3 | 1 | 0 | 0 | 9 |
| Tubbs, Justin | 1-1 | 1-1 | 0-0 | 0 | 0 | 3 | 0 | 0 | 0 | 0 | 3 |
| Pickett, Rico | 1-3 | 0-1 | 0-0 | 0 | 1 | 2 | 2 | 2 | 0 | 1 | 11 |
| Hillman, Senario | 2-4 | 1-2 | 4-4 | 2 | 3 | 9 | 2 | 2 | 1 | 4 | 25 |
| Coleman, Yamene | 0-0 | 0-0 | 0-0 | 0 | 0 | 0 | 0 | 0 | 0 | 0 | 2 |
| TEAM | | | | 2 | | | | | | | |
| Totals..... | 28-59 | 9-21 | 16-24 | 36 | 18 | 81 | 20 | 13 | 5 | 12 | 200 |

| | | | | |
|------------------|------------------------------|------------------------------|--------------------|------------|
| TOTAL FG% | 1st Half: 16-36 44.4% | 2nd Half: 12-23 52.2% | Game: 47.5% | DB |
| 3-Pt. FG% | 1st Half: 7-16 43.8% | 2nd Half: 2-5 40.0% | Game: 42.9% | REB |
| F Throw % | 1st Half: 4-6 66.7% | 2nd Half: 12-18 66.7% | Game: 66.7% | 3 |

Officials: Mike Stuart, Doug Sirmons, Mike Nance

Technical fouls: LSU Tigers-TEAM. University of Alabama-None.

Attendance: 15316

| Score by Periods | 1st | 2nd | Total |
|-----------------------|-----|-----|-------|
| LSU Tigers | 35 | 37 | 72 |
| University of Alabama | 43 | 38 | 81 |



Anthony Randolph

Forward • 6-10 • 205 • Freshman • HS • Dallas, Texas • Woodrow Wilson HS

3

Top Performances

Points
 Season: 24, vs. Southern, 11/30/07
 Career: 24, vs. Southern, 11/30/07

Rebounds
 Season: 19, at Vandy, 1/19/08
 Career: 19, at Vandy, 1/19/08

Field Goals Made
 Season: 10, vs. Southern, 11/30/07
 Career: 10, vs. Southern, 11/30/07
3 PT FG Made

Season: 1, twice
 Career: 1, twice

Free Throws Made
 Season: 8, vs. Oregon St., 12/22/07
 Career: 8, vs. Oregon St., 12/22/07

Assists
 Season: 4, twice
 Career: 4, twice

Blocks
 Season: 6, vs. SLU, 11/12/07
 Career: 6, vs. SLU, 11/12/07

Steals
 Season: 4, twice
 Career: 4, twice

Minutes Played
 Season: 40, vs. Arkansas, 1/26/08
 Career: 40, vs. Arkansas, 1/26/08

Top Career Scoring Games

- 24 vs. Southern, 11/30/07
- 21 at Auburn, 1/30/08
- 21 vs. Arizona State, 11/21/07
- 21 vs. Chaminade, 11/20/07
- 19 vs. Southeastern La., 11/12/07
- 18 at Ole Miss, 1/12/08
- 16 at Texas A&M, 1/5/08
- 15 at Tulane, 1/2/08
- 14 vs. Arkansas, 1/16/08
- 14 at Vandy, 1/19/08
- 14 vs. Oregon State, 12/22/07

SEC Freshman of the Week, Nov. 19
Jay Bilas' ESPN.com All-Maui Team, Nov. 21
SEC Freshman of the Week, Feb. 4

Freshman Season (2007-08)


Earns second freshman of the week honors after Auburn-Alabama week ... Had fifth double double against Alabama (2/2) and 11th straight double figure scoring game ... Fourth 20-point, 10th straight double figure game with 21 at Auburn (1/30), 17 in the second half ... Ninth straight double figure scoring game with 14 vs. Arkansas (1/26), first game to play all 40 minutes ... Season rebounding high of 19 as he gets a double double for the second consecutive Saturday at Vandy (1/19) ... Third double double of the season against 16th-ranked Ole Miss (1/12), 18 points, 11 rebounds, 8-of-14 from the field .. Fifth straight double figure game of 10 in SEC opener vs. Mississippi State (1/9) ... Fourth straight double figure game with 16 at Texas A&M (1/5), playing most minutes of his career at 37 ... Third straight double figure game with 15 against Tulane (1/2) ... Ten points, nine boards against Washington, first game with no blocks (12/29) ... Eighth double figure scoring game with 14 against Oregon State (12/22) ... With four blocks against Northwestern State (12/15), blocked 13 shots last three games ... Fouled out for first time in Villanova game with about four minutes to go (12/6) ... Rebounded from off-night against Nicholls State (11/28) to record career high 24 points and second double double with 11 boards against Southern (11/30) ... 21 points in Maui versus Chaminade (11/20) and Arizona State (11/21) ... Named SEC Freshman of the Week (11/19) for his first two games ... Had a strong debut with his first double double against Southeastern (11/12) with 19 points, 13 rebounds ... Second leading scorer on the Canadian exhibition tour, averaging 13.3 points per game with team best 6.7 rebounds.

Randolph's Game-by-Game Statistics 2007-08

| OPPONENT | MIN | FG | 3FG | FT | REB | PF/D | A | TO | BLK | STL | PTS |
|-------------------|-----|-------|-----|------|-----|------|---|----|-----|-----|-----|
| Southeastern La. | 33 | 7-11 | 1-2 | 4-6 | 13 | 2/0 | 2 | 2 | 6 | 4 | 19 |
| McNeese State | 29 | 5-9 | 0-1 | 2-4 | 7 | 3/0 | 3 | 2 | 1 | 2 | 12 |
| Oklahoma State | 26 | 2-5 | 0-1 | 1-2 | 5 | 4-0 | 2 | 5 | 3 | 0 | 5 |
| Chaminade | 32 | 9-14 | 0-0 | 3-4 | 9 | 2-0 | 2 | 4 | 2 | 1 | 21 |
| Arizona State | 34 | 8-14 | 0-2 | 5-6 | 7 | 2-0 | 1 | 0 | 2 | 1 | 21 |
| Nicholls State | 21 | 3-6 | 0-1 | 0-0 | 7 | 2-0 | 1 | 2 | 3 | 3 | 6 |
| Southern | 26 | 10-14 | 1-2 | 3-5 | 11 | 1-0 | 1 | 3 | 5 | 0 | 24 |
| Villanova | 27 | 5-10 | 0-1 | 2-3 | 6 | 5-0 | 1 | 4 | 4 | 1 | 12 |
| Northwestern St. | 28 | 3-9 | 0-1 | 7-10 | 8 | 1-0 | 4 | 1 | 4 | 1 | 13 |
| Wichita State | 28 | 3-13 | 0-1 | 0-1 | 3 | 2-0 | 1 | 0 | 2 | 4 | 6 |
| Oregon State | 35 | 3-10 | 0-0 | 8-12 | 9 | 3-0 | 0 | 3 | 1 | 2 | 14 |
| Washington | 36 | 2-11 | 0-0 | 6-6 | 9 | 3-0 | 0 | 3 | 0 | 3 | 10 |
| Tulane | 35 | 5-11 | 0-0 | 5-6 | 9 | 4-0 | 1 | 1 | 3 | 0 | 15 |
| Texas A&M | 37 | 7-17 | 0-2 | 2-6 | 7 | 4-0 | 0 | 2 | 2 | 0 | 16 |
| Mississippi St. | 26 | 4-13 | 0-0 | 2-5 | 9 | 3-0 | 0 | 2 | 2 | 0 | 10 |
| Ole Miss | 39 | 8-14 | 0-0 | 2-5 | 11 | 1-0 | 1 | 3 | 3 | 1 | 18 |
| Auburn | 32 | 6-9 | 0-0 | 0-2 | 5 | 2-0 | 4 | 5 | 0 | 1 | 12 |
| Vanderbilt | 37 | 4-12 | 0-0 | 6-6 | 19 | 3-0 | 3 | 4 | 1 | 0 | 14 |
| Arkansas | 40 | 5-16 | 0-1 | 4-4 | 8 | 4-0 | 0 | 5 | 4 | 1 | 14 |
| Auburn | 31 | 9-15 | 0-0 | 3-4 | 6 | 4-0 | 2 | 3 | 2 | 0 | 21 |
| Alabama | 34 | 4-14 | 0-0 | 5-6 | 12 | 1-0 | 1 | 4 | 2 | 1 | 13 |
| Tennessee | | | | | | | | | | | |
| Florida | | | | | | | | | | | |
| Kentucky | | | | | | | | | | | |
| Arkansas | | | | | | | | | | | |
| Ole Miss | | | | | | | | | | | |
| South Carolina | | | | | | | | | | | |
| Georgia | | | | | | | | | | | |
| Alabama | | | | | | | | | | | |
| Mississippi State | | | | | | | | | | | |

Anthony Randolph's Career Stats

| YEAR | GP-GS | MIN/AVG | FG-FGA | PCT. | 3FG-FGA | PCT. | FT-FTA | PCT. | REB-AVG | PF-FO | AST | TO | BLK | STL | PTS-AVG. |
|---------------|--------------|-----------------|----------------|-------------|-------------|-------------|---------------|-------------|----------------|-------------|-----------|-----------|-----------|-----------|-----------------|
| 07-08 | 21-21 | 666-31.7 | 112-247 | .453 | 2-15 | .133 | 70-103 | .680 | 180-8.6 | 56-1 | 30 | 58 | 52 | 26 | 296-14.1 |
| Totals | 21-21 | 666-31.7 | 112-247 | .453 | 2-15 | .133 | 70-103 | .680 | 180-8.6 | 56-1 | 30 | 58 | 52 | 26 | 296-14.1 |



Marcus Thornton

Guard * 6-4 * 198 * Junior * JC * Baton Rouge, La. * Kilgore College

5

Top Performances

Points
 Season: 38, at Auburn, 1/30/08
 Career: 38, at Auburn, 1/30/08

Rebounds
 Season: 13, at Villanova, 12/6/07
 Career: 13, at Villanova, 12/6/07

Field Goals Made
 Season: 14, at Auburn, 1/30/08
 Career: 14, at Auburn, 1/30/08

3 PT FG Made
 Season: 8, at Auburn, 1/30/08
 Career: 6, at Auburn, 1/30/08

Free Throws Made
 Season: 7, vs. SLU, 11/12/07
 Career: 7, vs. SLU, 11/12/07

Assists
 Season: 4, at Tulane, 1/2/08
 Career: 4, at Tulane, 1/2/08

Blocks
 Season: 1, three times
 Career: 1, three times

Steals
 Season: 4, vs. Southern, 11/30/07
 Career: 4, vs. Southern, 11/30/07

Minutes Played
 Season: 40, twice
 Career: 40, twice

Top Career Scoring Games

- 38 at Auburn, 1/30/08
- 27 at Vanderbilt, 1/19/08
- 27 vs. Auburn, 1/16/08
- 27 vs. SLU, 11/12/07
- 25 at Ole Miss, 1/12/08
- 24 vs. Nicholls State, 11/28/07
- 24 vs. McNeese, 11/14/07
- 22 at Alabama, 2/2/08
- 22 vs. Northwestern State, 12/15/07
- 22 vs. Southern, 11/30/07

Junior Season (2007-08)

Sixth straight game of 20 or more with 22 at Alabama (2/2) ... Posted the biggest single SEC-vs. SEC scoring game (38) in almost 13 years at Auburn (1/30), hitting eight treys including the game winner with three seconds left to give LSU an 81-80 victory ... Late trey gave him four straight at 20 or better with 20 vs. Arkansas (1/26) ... Three straight 20 point games with another 27 point effort, this time on the road at Vandy (1/19) ... Equaled season-opening high of 27 against Auburn (1/16), had 6 treys for the second times this year ... Made 4-of-9 second half treys and scored 25 to key comeback that nearly resulted in win over ranked Ole Miss on the road (1/12) ... Double figure scoring streak snapped against Tulane (1/2) ... Hit six three-pointers in seventh 20-point game against Oregon State (12/21) ... Third double double of the season at Wichita State (12/19) ... Sixth 20-plus point game against Northwestern State (12/15) ... Second double double at Villanova (12/6) ... Back-to-back 20-point games with 22 points against Southern (11/30) after 24 against Nicholls State (11/28) ... Hit three-pointer that forced overtime and was ESPN's No. 2 play of the day in OT loss against Arizona State (11/21) ... Opens season with three-consecutive 20-point games -- 20 against Oklahoma State (11/19) ... Posted back-to-back 20-plus games with 24 against McNeese (11/14) ... Just short of becoming first player since 2005 to score 30 in a game for LSU with 27 in opener vs. Southeastern Louisiana (11/12) ... Leading scorer on the Canadian tour, averaging 26.0 points per game and 6.3 rebounds ... Hit 32-of-55 field goal attempts, including 11-of-25 threes ... Had 30 in the win over Guelph and 29 points and 10 rebounds against the University of Toronto.

Thornton's Game-by-Game Statistics 2007-08

| OPPONENT | MIN | FG | 3FG | FT | REB | PF/D | A | TO | BLK | STL | PTS |
|-------------------|-----|-------|------|-----|-----|------|---|----|-----|-----|-----|
| Southeastern La. | 34 | 8-14 | 4-7 | 7-9 | 2 | 0/0 | 2 | 2 | 0 | 2 | 27 |
| McNeese State | 37 | 8-16 | 2-8 | 6-7 | 3 | 1-0 | 2 | 3 | 1 | 1 | 24 |
| Oklahoma State | 31 | 6-14 | 2-6 | 6-6 | 3 | 3-0 | 1 | 0 | 1 | 1 | 20 |
| Chaminade | 29 | 2-12 | 0-4 | 0-2 | 2 | 3-0 | 0 | 1 | 1 | 2 | 4 |
| Arizona State | 40 | 7-19 | 4-12 | 0-0 | 12 | 4-0 | 1 | 5 | 0 | 1 | 18 |
| Nicholls State | 35 | 9-15 | 4-8 | 2-3 | 6 | 1-0 | 1 | 2 | 1 | 0 | 24 |
| Southern | 32 | 9-15 | 4-7 | 0-0 | 7 | 1-0 | 3 | 1 | 0 | 4 | 22 |
| Villanova | 38 | 6-15 | 1-6 | 2-2 | 13 | 3-0 | 2 | 2 | 0 | 1 | 15 |
| Northwestern St. | 24 | 7-15 | 4-10 | 4-5 | 5 | 2-0 | 2 | 2 | 1 | 3 | 22 |
| Wichita State | 38 | 3-13 | 0-6 | 6-6 | 11 | 3-0 | 2 | 3 | 0 | 0 | 12 |
| Oregon State | 30 | 6-17 | 6-10 | 2-2 | 6 | 3-0 | 1 | 2 | 0 | 2 | 20 |
| Washington | 33 | 7-15 | 0-4 | 4-4 | 8 | 3-0 | 2 | 4 | 0 | 2 | 18 |
| Tulane | 32 | 3-8 | 0-5 | 1-2 | 1 | 4-0 | 4 | 1 | 1 | 2 | 7 |
| Texas A&M | 37 | 5-16 | 0-3 | 2-2 | 7 | 2-0 | 0 | 1 | 0 | 1 | 12 |
| Mississippi St. | 33 | 2-14 | 2-6 | 6-6 | 7 | 1-0 | 0 | 1 | 0 | 1 | 12 |
| Ole Miss, | 38 | 9-20 | 4-10 | 3-6 | 3 | 3-0 | 2 | 1 | 0 | 1 | 25 |
| Auburn | 38 | 8-20 | 6-16 | 5-6 | 6 | 2-0 | 0 | 5 | 0 | 3 | 27 |
| Vanderbilt | 38 | 10-21 | 2-6 | 5-6 | 6 | 3-0 | 2 | 5 | 0 | 0 | 27 |
| Arkansas | 33 | 7-20 | 4-9 | 2-2 | 5 | 2-0 | 0 | 1 | 0 | 1 | 20 |
| Auburn | 39 | 14-23 | 8-15 | 2-2 | 7 | 2-0 | 1 | 0 | 0 | 1 | 38 |
| Alabama | 36 | 7-19 | 4-11 | 4-4 | 3 | 2-0 | 1 | 4 | 0 | 1 | 22 |
| Tennessee | | | | | | | | | | | |
| Florida | | | | | | | | | | | |
| Kentucky | | | | | | | | | | | |
| Arkansas | | | | | | | | | | | |
| Ole Miss | | | | | | | | | | | |
| South Carolina | | | | | | | | | | | |
| Georgia | | | | | | | | | | | |
| Alabama | | | | | | | | | | | |
| Mississippi State | | | | | | | | | | | |

Marcus Thornton's Career Stats

| YEAR | GP-GS | MIN/AVG | FG-FGA | PCT. | 3FG-FGA | PCT. | FT-FTA | PCT. | REB-AVG | PF-FO | AST | TO | BLK | STL | PTS-AVG. |
|---------------|--------------|-----------------|----------------|-------------|---------------|-------------|--------------|-------------|----------------|-------------|-----------|-----------|----------|-----------|-----------------|
| 07-08 | 21-21 | 725-34.5 | 143-341 | .419 | 61-169 | .361 | 69-82 | .841 | 123-5.9 | 48-0 | 29 | 46 | 6 | 30 | 416-19.8 |
| Totals | 21-21 | 725-34.5 | 143-341 | .419 | 61-169 | .361 | 69-82 | .841 | 123-5.9 | 48-0 | 29 | 46 | 6 | 30 | 416-19.8 |



Greg Terrebonne

Guard • 6-0 • 205 • Sophomore • 1VL • Galliano, La. • South Lafourche HS

10

Top Performances

Points

Season: 2, vs. Southern, 11/30/07
 Career: 2, vs. Southern, 11/30/07

Rebounds

Season:
 Career: 1, three times

Field Goals Made

Season: 1, vs. Southern, 11/30/07
 Career: 1, vs. Southern, 11/30/07

3 PT FG Made

Season:
 Career:

Free Throws Made

Season:
 Career:

Assists

Season: 2, vs. Southern, 11/30/07
 Career: 2, vs. Southern, 11/30/07

Blocks

Season:
 Career:

Steals

Season:
 Career: 1, vs. Wright St., 12/27/06

Minutes Played

Season: 2, three times
 Career: 2, three times

Top Career Scoring Games

1. 2 vs. Southern, 11/30/07

Sophomore Season (2007-08)

Much to crowd's delight got first college points against Southern (11/30) at the buzzer ... Saw first action against Nicholls State (11/29) ... Scored two points in final two minutes of exhibition, his first points scored on the LSU court.


Terrebonne's Game-by-Game Statistics

2007-08

| OPPONENT | MIN | FG | 3FG | FT | REB | PF/D | A | TO | BLK | STL | PTS |
|-------------------|-----|-----|-----|-----|-----|------|---|----|-----|-----|-----|
| Southeastern La. | DNP | | | | | | | | | | |
| McNeese State | DNP | | | | | | | | | | |
| Oklahoma State | DNP | | | | | | | | | | |
| Chaminade | DNP | | | | | | | | | | |
| Arizona State | DNP | | | | | | | | | | |
| Nicholls State | 2 | 0-0 | 0-0 | 0-0 | 0 | 0-0 | 0 | 1 | 0 | 0 | 0 |
| Southern | 2 | 1-3 | 0-0 | 0-0 | 0 | 0-0 | 2 | 0 | 0 | 0 | 2 |
| Villanova | DNP | | | | | | | | | | |
| Northwestern St. | 2 | 0-0 | 0-0 | 0-0 | 0 | 0-0 | 0 | 0 | 0 | 0 | 0 |
| Wichita State | DNP | | | | | | | | | | |
| Oregon State | DNP | | | | | | | | | | |
| Washington | DNP | | | | | | | | | | |
| Tulane | DNP | | | | | | | | | | |
| Texas A&M | DNP | | | | | | | | | | |
| Mississippi St. | DNP | | | | | | | | | | |
| Ole Miss | DNP | | | | | | | | | | |
| Auburn | DNP | | | | | | | | | | |
| Vanderbilt | DNP | | | | | | | | | | |
| Arkansas | DNP | | | | | | | | | | |
| Auburn | DNP | | | | | | | | | | |
| Alabama | DNP | | | | | | | | | | |
| Tennessee | | | | | | | | | | | |
| Florida | | | | | | | | | | | |
| Kentucky | | | | | | | | | | | |
| Arkansas | | | | | | | | | | | |
| Ole Miss | | | | | | | | | | | |
| South Carolina | | | | | | | | | | | |
| Georgia | | | | | | | | | | | |
| Alabama | | | | | | | | | | | |
| Mississippi State | | | | | | | | | | | |

Greg Terrebonne's Career Stats

| YEAR | GP-GS | MIN/AVG | FG-FGA | PCT. | 3FG-FGA | PCT. | FT-FTA | PCT. | REB-AVG | PF-FO | AST | TO | BLK | STL | PTS-AVG. |
|---------------|------------|---------------|------------|-------------|------------|-------------|------------|-------------|--------------|------------|----------|----------|----------|----------|--------------|
| 06-07 | 5-0 | 7/1.4 | 0-0 | .000 | 0-0 | .000 | 0-0 | .000 | 3-0.6 | 0-0 | 1 | 1 | 0 | 1 | 0-0.0 |
| 07-08 | 3-0 | 6/2.0 | 1-3 | .333 | 0-0 | .000 | 0-0 | .000 | 0-0.0 | 0-0 | 2 | 1 | 0 | 0 | 2-0.7 |
| Totals | 8-0 | 13/1.6 | 1-3 | .333 | 0-0 | .000 | 0-0 | .000 | 3-0.4 | 0-0 | 3 | 2 | 0 | 1 | 2-0.3 |



Bo Spencer

Guard • 6-1 • 180 • Freshman • HS • Baton Rouge, La. • Glen Oaks HS

11

Top Performances

Points
 Season: 14, vs. Arizona St., 11/21/07
 Career: 14, vs. Arizona St., 11/21/07

Rebounds
 Season: 4, vs. Nicholls St., 11/28/07
 Career: 4, vs. Nicholls St., 11/28/07

Field Goals Made
 Season: 5, vs. Arizona St., 11/21/07
 Career: 5, vs. Arizona St., 11/21/07

3 PT FG Made
 Season: 4, vs. Arizona St., 11/21/07
 Career: 4, vs. Arizona St., 11/21/07

Free Throws Made
 Season: 5, vs. NW State, 12/15/07
 Career: 5, vs. NW State, 12/15/07

Assists
 Season: 6, vs. Southern, 11/30/07
 Career: 6, vs. Southern, 11/30/07

Blocks
 Season: 1, vs. Chaminade, 11/20/07
 Career: 1, vs. Chaminade, 11/20/07

Steals
 Season: 2, vs. NW State, 12/15/07
 Career: 2, vs. NW State, 12/15/07

Minutes Played
 Season: 34, vs. Arizona St., 11/21/07
 Career: 34, vs. Arizona St., 11/21/07

Top Career Scoring Games

1. 14, vs. Arizona State, 11/21/07
2. 11, vs. Nicholls State, 11/28/07
2. 11, vs. Chaminade, 11/20/07
4. 10, vs. Okla. St., 11/19/07
5. 9, at Tulane, 1/2/08
5. 9, vs. Northwestern State, 12/15/07
7. 7, vs. SLU, 11/12/07
8. 5, at Villanova, 12/6/07
9. 4, at Vanderbilt, 1/19/08
9. 4, at Wichita State, 12/19/07

Freshman Season (2007-08)


Made third start against Arkansas (1/26) ... Had four points, two steals at Vandy (1/19) ... Made first LSU start against A&M (1/5) with four assists in 29 minutes ... Best game since hurting ankle with nine points in 24 minutes against Tulane (1/2) ... Only able to play three minutes against Oregon State (12/21) after spraining ankle in game at Wichita State (12/19) ... Failed to score against Southern (11/30), but had season best six assists, just two turnovers ... Fourth consecutive double figure game (11) against Nicholls (11/28) ... Season best 14 points against Arizona State (11/21) ... Spencer also had 11 against Chaminade (11/20) and 10 versus Oklahoma State (11/19) ... Spencer scored seven in opener vs. Southeastern (11/12) ... Spencer averaged 7.5 points per game in exhibitions, hitting 7-of-9 field goal attempts ... Averaged 8.7 points and 5.3 rebounds in the Canadian exhibition tour, hitting 50 percent from the field.

Spencer's Game-by-Game Statistics 2007-08

| OPPONENT | MIN | FG | 3FG | FT | REB | PF/D | A | TO | BLK | STL | PTS |
|-------------------|-----|-----|-----|-----|-----|------|---|----|-----|-----|-----|
| Southeastern La. | 21 | 3-3 | 1-1 | 0-0 | 1 | 1/0 | 2 | 2 | 0 | 1 | 7 |
| McNeese State | 12 | 0-0 | 0-0 | 2-2 | 1 | 0-0 | 0 | 1 | 0 | 0 | 2 |
| Oklahoma State | 25 | 3-6 | 2-3 | 2-2 | 1 | 2-0 | 4 | 4 | 0 | 1 | 10 |
| Chaminade | 23 | 4-6 | 3-5 | 0-0 | 3 | 2-0 | 2 | 2 | 1 | 0 | 11 |
| Arizona State | 34 | 5-9 | 4-8 | 0-0 | 2 | 3-0 | 3 | 2 | 0 | 0 | 14 |
| Nicholls State | 29 | 3-8 | 3-7 | 2-2 | 4 | 1-0 | 3 | 2 | 0 | 0 | 11 |
| Southern | 26 | 0-3 | 0-3 | 0-0 | 1 | 3-0 | 6 | 2 | 0 | 1 | 0 |
| Villanova | 21 | 1-4 | 1-4 | 2-3 | 1 | 3-0 | 3 | 1 | 0 | 0 | 5 |
| Northwestern St. | 26 | 2-5 | 0-1 | 5-7 | 3 | 0-0 | 3 | 2 | 0 | 2 | 9 |
| Wichita State | 20 | 1-5 | 1-4 | 1-2 | 1 | 1-0 | 0 | 1 | 0 | 1 | 4 |
| Oregon State | 3 | 0-0 | 0-0 | 0-0 | 0 | 0-0 | 1 | 0 | 0 | 0 | 0 |
| Washington | 19 | 0-2 | 0-1 | 0-0 | 1 | 2-0 | 0 | 2 | 0 | 1 | 0 |
| Tulane | 24 | 3-9 | 2-5 | 1-2 | 3 | 3-0 | 2 | 1 | 0 | 1 | 9 |
| Texas A&M | 29 | 1-5 | 0-2 | 0-0 | 1 | 0-0 | 4 | 2 | 0 | 0 | 2 |
| Mississippi St. | 19 | 0-6 | 0-4 | 0-0 | 2 | 0-0 | 0 | 0 | 0 | 0 | 0 |
| Ole Miss | 6 | 0-0 | 0-0 | 0-0 | 1 | 0-0 | 1 | 0 | 0 | 0 | 0 |
| Auburn | 3 | 1-1 | 0-0 | 0-0 | 0 | 2-0 | 0 | 0 | 0 | 0 | 2 |
| Vanderbilt | 12 | 2-4 | 0-0 | 0-0 | 1 | 1-0 | 0 | 1 | 0 | 2 | 4 |
| Arkansas | 21 | 0-5 | 0-4 | 1-2 | 1 | 0-0 | 0 | 0 | 0 | 1 | 1 |
| Auburn | 2 | 0-1 | 0-0 | 0-0 | 0 | 0-0 | 0 | 0 | 0 | 0 | 0 |
| Alabama | 4 | 0-0 | 0-0 | 0-0 | 0 | 0-0 | 1 | 1 | 0 | 1 | 0 |
| Tennessee | | | | | | | | | | | |
| Florida | | | | | | | | | | | |
| Kentucky | | | | | | | | | | | |
| Arkansas | | | | | | | | | | | |
| Ole Miss | | | | | | | | | | | |
| South Carolina | | | | | | | | | | | |
| Georgia | | | | | | | | | | | |
| Alabama | | | | | | | | | | | |
| Mississippi State | | | | | | | | | | | |

Bo Spencer's Career Stats

| YEAR | GP-GS | MIN/AVG | FG-FGA | PCT. | 3FG-FGA | PCT. | FT-FTA | PCT. | REB-AVG | PF-FO | AST | TO | BLK | STL | PTS-AVG. |
|---------------|-------------|-----------------|--------------|-------------|--------------|-------------|--------------|-------------|---------------|-------------|-----------|-----------|----------|-----------|---------------|
| 07-08 | 21-3 | 379-18.0 | 29-82 | .354 | 17-52 | .327 | 16-22 | .727 | 28-1.3 | 24-0 | 35 | 26 | 1 | 12 | 91-4.3 |
| Totals | 21-3 | 379-18.0 | 29-82 | .354 | 17-52 | .327 | 16-22 | .727 | 28-1.3 | 24-0 | 35 | 26 | 1 | 12 | 91-4.3 |



Terry Martin

Guard • 6-6 • 207 • Junior • 1VL • Monroe, La. • Texas Tech

13

Top Performances

Points
 Season: 19, at Tulane, 1/2/08
 Career: 23, vs. Auburn, 1/13/07

Rebounds
 Season: 7, twice
 Career: 7, twice

Field Goals Made
 Season: 7, at Tulane, 1/2/08
 Career: 8, vs. Auburn, 1/13/07

3 PT FG Made
 Season: 4, twice
 Career: 5, twice

Free Throws Made
 Season: 4, at Alabama, 2/2/08
 Career: 4, three times

Assists
 Season: 6, vs. Oregon St., 12/21/07
 Career: 6, vs. Oregon St., 12/21/07

Blocks
 Season: 3, vs. Chaminade, 11/20/07
 Career: 3, vs. Chaminade, 11/20/07

Steals
 Season: 1, six times
 Career: 3, at Georgia, 1/2/807

Minutes Played
 Season: 40, vs. Oregon St., 12/21/07
 Career: 40, vs. Oregon St., 12/21/07

Top Career Scoring Games

- 23 vs. Auburn, 1/1/307
- 19 at Tulane, 1/2/08
- 19 vs La. Tech, 12/23/06
- 18 vs. Florida, 2/24/07
- 16 at Kentucky, 2/20/07
- 16 at Georgia, 1/28/07
- 15 vs. Oregon State, 12/21/07
- 15 vs. Northwestern State, 12/15/07
- 15 at Tennessee, 2/6/07
- 15 vs. Ole Miss, 1/17/07

Junior Season (2007-08)

Back-to-back double figure games since December after 12 at Alabama (2/2) ... Back in double figures for the first time in seven games with 11 at Auburn (1/30) ... Stopped four game streak without a trey and scored seven points in 20 minutes at Vandy (1/19) ... Double figure scoring streak came to an end at A&M (1/5) with six points ... Maybe playing some of his best LSU basketball with seven straight in double figures with season high 19 against Tulane (1/2) ... Hit at least three treys in five of last six games ... Made it five straight double figure scoring games with 15 against Oregon State (12/21) ... Also played 40 minutes in a game for the first time in career and had six assists and no turnovers against the Beavers ... Extended his double figure scoring streak to four games at Wichita (12/19) ... Back-to-back season high in points after 15 against Northwestern State (12/15) ... Season high in three-pointers (4) and points (14) at Villanova (12/6) ... Third double figure game of 11 against Southern (11/30) ... 13 points against Chaminade with three treys (11/20) ... First double figure game of year with 11 vs. McNeese (11/14) ... Scored six in opener (11/12) ... Averaged 15 points for the exhibition games after hitting 5-of-10 three-point attempts in 17-point effort against EA Sports ... Had 13 points, 5 assists against Belhaven ... Just one turnover ... Played primarily at the point guard position in Canada ... Averaging 13.0 points and 5.3 assists in the three games.

Martin's Game-by-Game Statistics

2007-08

| OPPONENT | MIN | FG | 3FG | FT | REB | PF/D | A | TO | BLK | STL | PTS |
|-------------------|-----|------|------|-----|-----|------|---|----|-----|-----|-----|
| Southeastern La. | 31 | 2-7 | 0-2 | 2-2 | 4 | 3-0 | 3 | 2 | 0 | 1 | 6 |
| McNeese State | 30 | 5-10 | 1-3 | 0-2 | 5 | 0-0 | 2 | 2 | 1 | 1 | 11 |
| Oklahoma State | 24 | 2-9 | 1-6 | 0-0 | 6 | 3-0 | 0 | 2 | 0 | 0 | 5 |
| Chaminade | 33 | 5-12 | 3-8 | 0-1 | 7 | 3-0 | 1 | 1 | 3 | 1 | 13 |
| Arizona State | 27 | 1-8 | 1-7 | 0-0 | 2 | 2-0 | 3 | 3 | 0 | 0 | 3 |
| Nicholls State | 21 | 2-4 | 0-1 | 0-0 | 2 | 2-0 | 1 | 3 | 1 | 0 | 4 |
| Southern | 25 | 4-11 | 2-5 | 1-2 | 7 | 0-0 | 1 | 2 | 0 | 0 | 11 |
| Villanova | 22 | 5-10 | 4-6 | 0-0 | 2 | 1-0 | 2 | 1 | 1 | 1 | 14 |
| Northwestern St. | 29 | 5-11 | 3-6 | 2-2 | 3 | 2-0 | 4 | 2 | 0 | 0 | 15 |
| Wichita State | 27 | 4-10 | 3-6 | 0-0 | 3 | 1-0 | 0 | 4 | 0 | 0 | 11 |
| Oregon State | 40 | 5-18 | 3-11 | 2-2 | 2 | 2-0 | 6 | 0 | 1 | 0 | 15 |
| Washington | 31 | 6-13 | 2-6 | 0-0 | 1 | 3-0 | 2 | 3 | 1 | 0 | 14 |
| Tulane | 35 | 7-17 | 4-9 | 1-1 | 1 | 2-0 | 2 | 2 | 0 | 1 | 19 |
| Texas A&M | 21 | 3-8 | 0-3 | 0-0 | 2 | 2-0 | 1 | 2 | 0 | 0 | 6 |
| Mississippi St. | 26 | 2-11 | 0-4 | 0-0 | 1 | 2-0 | 2 | 0 | 0 | 0 | 4 |
| Ole Miss | 24 | 1-8 | 0-4 | 0-0 | 2 | 1-0 | 1 | 1 | 0 | 0 | 2 |
| Auburn | 18 | 0-3 | 0-2 | 0-0 | 1 | 5-1 | 1 | 0 | 0 | 1 | 0 |
| Vanderbilt | 20 | 3-5 | 1-2 | 0-0 | 3 | 1-0 | 0 | 2 | 0 | 0 | 7 |
| Arkansas | 19 | 1-9 | 0-6 | 0-0 | 1 | 0-0 | 1 | 1 | 0 | 0 | 2 |
| Auburn | 25 | 4-7 | 2-5 | 1-2 | 1 | 0-0 | 1 | 0 | 0 | 0 | 11 |
| Alabama | 26 | 3-7 | 2-5 | 4-4 | 4 | 4-0 | 4 | 1 | 0 | 0 | 12 |
| Tennessee | | | | | | | | | | | |
| Florida | | | | | | | | | | | |
| Kentucky | | | | | | | | | | | |
| Arkansas | | | | | | | | | | | |
| Ole Miss | | | | | | | | | | | |
| South Carolina | | | | | | | | | | | |
| Georgia | | | | | | | | | | | |
| Alabama | | | | | | | | | | | |
| Mississippi State | | | | | | | | | | | |

Terry Martin's Career Stats

| YEAR | GP-GS | MIN/AVG | FG-FGA | PCT. | 3FG-FGA | PCT. | FT-FTA | PCT. | REB-AVG | PF-FO | AST | TO | BLK | STL | PTS-AVG. |
|---------------|--------------|------------------|----------------|-------------|---------------|-------------|--------------|-------------|----------------|-------------|-----------|-----------|-----------|-----------|----------------|
| 06-07 | 24-16 | 701/29.2 | 93-227 | .410 | 52-134 | .388 | 15-26 | .577 | 67-2.8 | 37-1 | 35 | 43 | 6 | 11 | 253-10.5 |
| 07-08 | 21-16 | 554/26.4 | 70-198 | .354 | 32-107 | .299 | 13-18 | .722 | 60-2.9 | 39-1 | 38 | 34 | 8 | 6 | 185-8.8 |
| Totals | 45-32 | 1255-27.9 | 163-425 | .384 | 84-241 | .349 | 28-44 | .636 | 127-2.8 | 76-2 | 73 | 77 | 14 | 17 | 438-9.7 |



Garrett Temple

Guard • 6-6 • 195 • Junior • 2VL • Baton Rouge, La. • Univeristy HS

14

Top Performances

Points
 Season: 17, twice
 Career: 18, at Tulane, 12/2/06

Rebounds
 Season: 9, at Alabama, 2/2/08
 Career: 9, at Alabama, 2/2/08

Field Goals Made
 Season: 6, at Ole Miss, 1/12/08
 Career: 7, vs. McNeese, 11/29/06

3 PT FG Made
 Season: 4, at Ole Miss, 1/12/08
 Career: 4, four times

Free Throws Made
 Season: 8, vs. Auburn, 1/16/08
 Career: 8, twice

Assists
 Season: 7, twice
 Career: 7, eight times

Blocks
 Season: 3, at Villanova, 12/6/07
 Career: 4, vs. Auburn, 1/13/07

Steals
 Season: 3, four times
 Career: 4, twice

Minutes Played
 Season: 40, four times
 Career: 45, vs. Texas, 12/10/06

Top Career Scoring Games

1. 18 at Tulane, 12/2/06
2. 17 vs. Auburn, 1/16/08
2. 17 vs. Oklahoma State, 11/19/07
2. 17 vs. Florida, 2/24/07
2. 17 at Oregon State, 12/17/06
2. 17 vs. McNeese State, 11/29/06
7. 16 at Ole Miss, 1/12/08
7. 16 at Mississippi State, 2/3/07
7. 16 vs. Nicholls State, 11/17/06
10. 14 three times

Junior Season (2007-08)

Carrer high nine rebounds at Alabama (2/2) ... For the second time this season and eighth time in career, posted seven assists (just one turnover) in the win at Auburn (1/30) ... Also equaled career high in rebounds for the fifth time with eight ... Posted a third consecutive double figure scoring game at Vandy (1/19) ... Made 9-of-16 treys in last five games and had back-to-back double figure scoring games after 17 points vs. Auburn (1/16) ... Point total equaled season high from OSU game in Maui ... Moved back to point guard position and delivered with 16 points, with four treys at Ole Miss (1/12) ... First game at power forward because of injuries at A&M (1/5) ... For second straight game, hit two treys ... Hit two key treys against Tulane (1/2) to keep the Tigers in position late in the game ... Season high rebounds vs. Oregon State (12/21) ... Six assists at Villanova (12/6) ... Had 11 points and career equaling seven assists in loss at Arizona State ... Just one point off his career high with 17 against Oklahoma State (11/19) ... Came off the bench and had nine points in 30 minutes against McNeese (11/14) ... Failed to score in opener (11/12) ... Three points, four blocks in 19 minutes against Belhaven ... Temple did not play on the Canadian trip as he recovered from an ankle injury originally hurt on summer China trip and aggravated during a pickup game.

Temple's Game-by-Game Statistics

2007-08

| OPPONENT | MIN | FG | 3FG | FT | REB | PF/D | A | TO | BLK | STL | PTS |
|-------------------|-----|------|-----|-----|-----|------|---|----|-----|-----|-----|
| Southeastern La. | 29 | 0-1 | 0-1 | 0-2 | 1 | 3-0 | 1 | 2 | 0 | 0 | 0 |
| McNeese State | 30 | 3-4 | 0-1 | 3-4 | 2 | 2-0 | 2 | 0 | 2 | 1 | 9 |
| Oklahoma State | 34 | 4-7 | 3-5 | 6-6 | 3 | 4-0 | 5 | 4 | 1 | 1 | 17 |
| Chaminade | 35 | 3-7 | 1-3 | 2-4 | 4 | 2-0 | 4 | 2 | 1 | 3 | 9 |
| Arizona State | 40 | 2-4 | 1-2 | 6-6 | 5 | 4-0 | 7 | 4 | 1 | 1 | 11 |
| Nicholls State | 32 | 0-2 | 0-2 | 0-1 | 3 | 2-0 | 2 | 2 | 1 | 3 | 0 |
| Southern | 24 | 1-2 | 0-1 | 1-2 | 4 | 3-0 | 3 | 1 | 0 | 1 | 3 |
| Villanova | 39 | 2-6 | 1-4 | 3-4 | 3 | 3-0 | 6 | 4 | 3 | 3 | 8 |
| Northwestern St. | 31 | 1-2 | 0-0 | 2-2 | 6 | 3-0 | 2 | 5 | 1 | 2 | 4 |
| Wichita State | 31 | 3-7 | 0-4 | 0-0 | 2 | 3-0 | 2 | 1 | 1 | 0 | 6 |
| Oregon State | 40 | 1-3 | 0-1 | 2-2 | 7 | 1-0 | 5 | 2 | 2 | 2 | 4 |
| Washington | 32 | 0-3 | 0-1 | 0-0 | 3 | 2-0 | 5 | 4 | 1 | 0 | 0 |
| Tulane | 33 | 2-2 | 2-2 | 0-0 | 4 | 1-0 | 2 | 2 | 0 | 0 | 6 |
| Texas A&M | 32 | 3-4 | 2-2 | 0-0 | 3 | 5-1 | 2 | 3 | 1 | 0 | 8 |
| Mississippi St. | 37 | 2-7 | 0-1 | 0-0 | 3 | 2-0 | 1 | 3 | 1 | 2 | 4 |
| -Ole Miss | 35 | 6-11 | 4-8 | 0-0 | 6 | 3-0 | 3 | 1 | 1 | 1 | 16 |
| Auburn | 40 | 4-7 | 1-3 | 8-9 | 5 | 2-0 | 4 | 1 | 0 | 1 | 17 |
| Vanderbilt | 37 | 3-6 | 0-2 | 4-5 | 4 | 2-0 | 3 | 3 | 2 | 0 | 10 |
| Arkansas | 25 | 1-6 | 0-2 | 0-0 | 3 | 4-0 | 4 | 2 | 0 | 1 | 2 |
| Auburn | 39 | 0-4 | 0-3 | 1-2 | 8 | 3-0 | 7 | 1 | 0 | 0 | 1 |
| Alabama | 40 | 2-6 | 1-2 | 2-2 | 9 | 2-0 | 5 | 5 | 0 | 3 | 7 |
| Tennessee | | | | | | | | | | | |
| Florida | | | | | | | | | | | |
| Kentucky | | | | | | | | | | | |
| Arkansas | | | | | | | | | | | |
| Ole Miss | | | | | | | | | | | |
| South Carolina | | | | | | | | | | | |
| Georgia | | | | | | | | | | | |
| Alabama | | | | | | | | | | | |
| Mississippi State | | | | | | | | | | | |

Garrett Temple's Career Stats

| YEAR | GP-GS | MIN/AVG | FG-FGA | PCT. | 3FG-FGA | PCT. | FT-FTA | PCT. | REB-AVG | PF-FO | AST | TO | BLK | STL | PTS-AVG. |
|---------------|--------------|------------------|----------------|-------------|---------------|-------------|----------------|-------------|----------------|--------------|------------|------------|-----------|------------|----------------|
| 05-06 | 36-35 | 1207/33.5 | 65-194 | .335 | 27-109 | .248 | 25-37 | .676 | 94-2.6 | 87-2 | 99 | 70 | 31 | 38 | 182-5.1 |
| 06-07 | 32-32 | 1099/34.3 | 91-230 | .396 | 35-130 | .269 | 57-70 | .814 | 118-3.7 | 79-1 | 138 | 83 | 34 | 52 | 274-8.6 |
| 07-08 | 22-19 | 715/34.0 | 43-101 | .426 | 16-50 | .320 | 40-51 | .784 | 88-4.2 | 56-1 | 75 | 52 | 19 | 25 | 142-6.8 |
| Totals | 89-86 | 3021-33.9 | 199-525 | .379 | 78-289 | .270 | 122-158 | .772 | 300-3.4 | 222-4 | 312 | 205 | 84 | 115 | 598-6.7 |



Garrett Green

Forward • 6-10 • 218 • Freshman • HS • Woodland Hills, Calif. • Taft HS

20

Top Performances

Points

Season: 6, vs. Oregon St., 12/21/07
 Career: 6, vs. Oregon St., 12/21/07

Rebounds

Season: 8, vs. Southern, 11/30/07
 Career: 8, vs. Southern, 11/30/07

Field Goals Made

Season: 2, five times
 Career: 2, five times

3 PT FG Made

Season: 1, vs. Oregon St., 12/21/07
 Career: 1, vs. Oregon St., 12/21/07

Free Throws Made

Season: 1, three times
 Career: 1, three times

Assists

Season: 1, three times
 Career: 1, three times

Blocks

Season: 2, vs. Okla. St., 11/19/07
 Career: 2, vs. Okla. St., 11/19/07

Steals

Season: 1, vs. Okla. St., 11/19/07
 Career: 1, vs. Okla. St., 11/19/07

Minutes Played

Season: 22, at Texas A&M, 1/5/08
 Career: 22, at Texas A&M, 1/5/08

Top Career Scoring Games

1. 6 vs. Oregon State, 12/21/07
2. 4 at Texas A&M, 1/5/07
2. 4 vs. Washington, 12/29/07
2. 4 vs. Southern, 11/30/07
2. 4 vs. Nicholls State, 11/28/07
- 6 3 at Vanderbilt, 1/19/08
7. 2 vs. Miss. State, 1/9/08
7. 2 at Wichita State, 12/19/07
7. 2 vs. NW State, 12/15/07
7. 2 vs. Arizona State, 11/21/07
7. 2 vs. Chaminade, 11/20/07

Freshman Season (2007-08)

Made his first career start at Ole Miss (1/12) ... Career night in minutes with 24 against A&M (1/5), scoring four points ... Scored 4 sporting new short hair cut against Washington (12/29) ... Played more minutes (18) at Wichita State, (12/19) Equaled career high in points and upped high in rebounds against Southern (11/30) ... Scored first field goal of career against Chaminade (11/20) ... Played 17 minutes on his first venture onto the court in Maui (11/19) ... Made his only field goal attempt against EA Sports ... Green was 1-of-4 with four points in 12 minutes against Belhaven ... Green did not play in Canada while the coaches were deciding on redshirt possibility for 2007-08.


Green's Game-by-Game Statistics

2007-08

| OPPONENT | MIN | FG | 3FG | FT | REB | PF/D | A | TO | BLK | STL | PTS |
|-------------------|-----|-----|-----|-----|-----|------|---|----|-----|-----|-----|
| Southeastern La. | DNP | | | | | | | | | | |
| McNeese State | DNP | | | | | | | | | | |
| Oklahoma State | 17 | 0-1 | 0-0 | 1-2 | 2 | 5-1 | 1 | 2 | 2 | 1 | 1 |
| Chaminade | 14 | 1-2 | 0-0 | 0-0 | 4 | 0-0 | 1 | 0 | 0 | 0 | 2 |
| Arizona State | 7 | 1-1 | 0-0 | 0-0 | 0 | 4-0 | 0 | 0 | 0 | 0 | 2 |
| Nicholls State | 7 | 2-3 | 0-0 | 0-1 | 5 | 0-0 | 0 | 2 | 0 | 0 | 4 |
| Southern | 13 | 2-2 | 0-0 | 0-0 | 8 | 2-0 | 0 | 0 | 0 | 0 | 4 |
| Villanova | 3 | 0-0 | 0-0 | 0-0 | 0 | 3-0 | 0 | 0 | 0 | 0 | 0 |
| Northwestern St. | 11 | 1-3 | 0-0 | 0-0 | 1 | 1-0 | 0 | 2 | 0 | 0 | 2 |
| Wichita State | 18 | 1-2 | 0-0 | 0-0 | 1 | 2-0 | 0 | 0 | 1 | 0 | 2 |
| Oregon State | 16 | 2-4 | 1-1 | 1-2 | 1 | 2-0 | 0 | 0 | 0 | 0 | 6 |
| Washington | 9 | 2-2 | 0-0 | 0-0 | 2 | 2-0 | 0 | 1 | 0 | 0 | 4 |
| Tulane | 10 | 0-0 | 0-0 | 0-0 | 2 | 1-0 | 0 | 2 | 0 | 0 | 0 |
| Texas A&M | 24 | 2-6 | 0-0 | 0-0 | 4 | 4-0 | 1 | 0 | 0 | 0 | 4 |
| Mississippi St. | 12 | 1-2 | 0-0 | 0-0 | 0 | 1-0 | 0 | 0 | 0 | 0 | 2 |
| Ole Miss | 13 | 1-4 | 0-1 | 0-0 | 1 | 3-0 | 0 | 0 | 0 | 0 | 2 |
| Auburn | 5 | 0-1 | 0-0 | 0-0 | 0 | 1-0 | 0 | 1 | 0 | 0 | 0 |
| Vanderbilt | 17 | 1-4 | 0-0 | 1-2 | 2 | 4-0 | 0 | 0 | 0 | 0 | 3 |
| Arkansas | 4 | 0-0 | 0-0 | 0-0 | 1 | 1-0 | 0 | 0 | 0 | 0 | 0 |
| Auburn | DNP | | | | | | | | | | |
| Alabama | DNP | | | | | | | | | | |
| Tennessee | | | | | | | | | | | |
| Florida | | | | | | | | | | | |
| Kentucky | | | | | | | | | | | |
| Arkansas | | | | | | | | | | | |
| Ole Miss | | | | | | | | | | | |
| South Carolina | | | | | | | | | | | |
| Georgia | | | | | | | | | | | |
| Alabama | | | | | | | | | | | |
| Mississippi State | | | | | | | | | | | |

Garrett Green's Career Stats

| YEAR | GP-GS | MIN/AVG | FG-FGA | PCT. | 3FG-FGA | PCT. | FT-FTA | PCT. | REB-AVG | PF-FO | AST | TO | BLK | STL | PTS-AVG. |
|---------------|-------------|-----------------|--------------|-------------|------------|-------------|------------|-------------|---------------|-------------|----------|-----------|----------|----------|---------------|
| 07-08 | 17-1 | 200-11.8 | 17-37 | .459 | 1-2 | .500 | 3-7 | .429 | 34-2.0 | 36-1 | 3 | 10 | 3 | 1 | 38-2.2 |
| Totals | 17-1 | 200-11.8 | 17-37 | .459 | 1-2 | .500 | 3-7 | .429 | 34-2.0 | 36-1 | 3 | 10 | 3 | 1 | 38-2.2 |



Chris Johnson

Center • 6-11 • 205 • Junior • 2VL • Montross, Va. • Laurinburg (NC) Prep

21

Top Performances

Points
 Season: 20, vs. Southern, 11/30/07
 Career: 20, vs. Southern, 11/30/07

Rebounds
 Season: 11, vs. Chaminade, 11/20/07
 Career: 11, vs. Chaminade, 11/20/07

Field Goals Made
 Season: 9, vs. Washington, 12/29/07
 Career: 9, vs. Washington, 12/29/07

3 PT FG Made
 Season: 3, vs. Okla. St., 11/19/07
 Career: 3, vs. Okla. St., 11/19/07

Free Throws Made
 Season: 6, three times
 Career: 6, three times

Assists
 Season: 1, five times
 Career: 1, 12 times

Blocks
 Season: 6, vs. McNeese, 11/14/07
 Career: 6, vs. McNeese, 11/14/07

Steals
 Season: 3, vs. NW St., 12/15/07
 Career: 3, vs. NW St., 12/15/07

Minutes Played
 Season: 37, vs. Okla. St., 11/19/07
 Career: 37, vs. Okla. St., 11/19/07

Top Career Scoring Games

- 20 vs. Southern, 11/30/07
- 19 vs. Washington, 12/29/07
- 19 vs. Oklahoma State, 11/19/07
- 18 vs. Chaminade, 11/20/07
- 16 vs. Northwestern State, 12/15/07
- 16 vs. Nicholls State, 11/28/07
- 13 at Alabama, 2/2/08
- 13 vs. Alabama, 1/31/07
- 11 at Villanova, 12/6/07
- 11 vs. Arizona State, 11/21/07

Jay Bilas' ESPN.com All-Maui Team, Nov. 21
LSU Athlete of the Week, Nov. 22

Junior Season (2007-08)

Played 27 minutes off the bench at Alabama (2/2) and had his ninth double figure scoring game with 13 ... After two days of contact practice returned at Auburn (1/30) to play 24 minutes, scoring six points, with three rebounds and two blocks ... Suffered broken right hand early in second half against Tulane (1/2) ... Got scoring touch back in first half against Washington scoring 15 of his 19 points (12/29) ... Double figure scoring streak snapped at seven at Wichita (12/19) ... Scored in double figures in seventh straight game with 16 vs. Northwestern State (12/15) ... Made 18 straight free throws over four games before streak snapped on fifth attempt at Villanova (12/6) ... Career scoring night against Southern (11/30), for second straight game made all six free throw attempts ... Fourth straight double figure game against Nicholls State (11/29) ... Averaged 16 points for the three Maui games ... Back-to-back strong games with his first double-double against Chaminade (11/20) ... Had a career day, hitting three treys and scoring 19 points against Oklahoma State (11/19) ... Moved into the starting lineup against McNeese (11/14) with four points and six blocks ... Two points on a dunk in opener (11/12) ... Averaged 8.5 points and 5.0 rebounds in 20 minutes during the two exhibitions ... Johnson had nine points, three assists in 14 minutes in first exhibition ... Johnson averaged 9.3 points per game and 6.3 rebounds with seven blocks in the three-game exhibition tour of Canada

Johnson's Game-by-Game Statistics

2007-08

| OPPONENT | MIN | FG | 3FG | FT | REB | PF/D | A | TO | BLK | STL | PTS |
|-------------------|---------------|------|-----|-----|-----|------|---|----|-----|-----|-----|
| Southeastern La. | 13 | 1-4 | 0-2 | 0-0 | 2 | 0-0 | 0 | 0 | 1 | 1 | 2 |
| McNeese State | 26 | 2-4 | 0-1 | 0-0 | 3 | 3-0 | 1 | 2 | 6 | 0 | 4 |
| Oklahoma State | 37 | 8-9 | 3-4 | 0-0 | 5 | 2-0 | 1 | 7 | 0 | 0 | 19 |
| Chaminade | 34 | 8-15 | 0-1 | 2-3 | 11 | 1-0 | 1 | 1 | 3 | 1 | 18 |
| Arizona State | 21 | 4-5 | 1-1 | 2-2 | 5 | 5-1 | 1 | 5 | 2 | 1 | 11 |
| Nicholls State | 24 | 5-7 | 0-1 | 6-6 | 6 | 2-0 | 0 | 3 | 3 | 1 | 16 |
| Southern | 26 | 7-10 | 0-0 | 6-6 | 5 | 1-0 | 0 | 2 | 2 | 1 | 20 |
| Villanova | 32 | 3-5 | 0-2 | 5-6 | 4 | 2-0 | 0 | 3 | 3 | 1 | 11 |
| Northwestern St. | 33 | 6-8 | 2-2 | 2-2 | 2 | 1-0 | 1 | 2 | 1 | 3 | 16 |
| Wichita State | 29 | 2-7 | 0-0 | 0-0 | 7 | 1-0 | 0 | 2 | 1 | 0 | 4 |
| Oregon State | 29 | 3-5 | 0-0 | 0-0 | 3 | 4-0 | 1 | 3 | 2 | 2 | 6 |
| Washington | 36 | 9-12 | 1-1 | 0-0 | 9 | 3-0 | 0 | 1 | 2 | 1 | 19 |
| Tulane | 15 | 1-4 | 0-1 | 1-2 | 1 | 2-0 | 0 | 3 | 1 | 1 | 3 |
| Texas A&M | DNP -- injury | | | | | | | | | | |
| Mississippi St. | DNP -- injury | | | | | | | | | | |
| Ole Miss | DNP -- injury | | | | | | | | | | |
| Auburn | DNP -- injury | | | | | | | | | | |
| Vanderbilt | DNP -- injury | | | | | | | | | | |
| Arkansas | DNP -- injury | | | | | | | | | | |
| Auburn | 24 | 3-9 | 0-1 | 0-0 | 3 | 1-0 | 0 | 1 | 2 | 0 | 6 |
| Alabama | 27 | 3-7 | 1-3 | 6-6 | 4 | 4-0 | 0 | 0 | 1 | 0 | 13 |
| Tennessee | | | | | | | | | | | |
| Florida | | | | | | | | | | | |
| Kentucky | | | | | | | | | | | |
| Arkansas | | | | | | | | | | | |
| Ole Miss | | | | | | | | | | | |
| South Carolina | | | | | | | | | | | |
| Georgia | | | | | | | | | | | |
| Alabama | | | | | | | | | | | |
| Mississippi State | | | | | | | | | | | |

Chris Johnson's Career Stats

| YEAR | GP-GS | MIN/AVG | FG-FGA | PCT. | 3FG-FGA | PCT. | FT-FTA | PCT. | REB-AVG | PF-FO | AST | TO | BLK | STL | PTS-AVG. |
|---------------|--------------|-----------------|---------------|-------------|--------------|-------------|--------------|-------------|----------------|-------------|-----------|-----------|-----------|-----------|----------------|
| 05-06 | 10-0 | 43/4.3 | 6-18 | .333 | 0-6 | .000 | 1-2 | .500 | 7-0.7 | 2-0 | 3 | 6 | 3 | 2 | 13-1.3 |
| 06-07 | 18-2 | 122/6.8 | 24-43 | .558 | 3-6 | .500 | 7-11 | .636 | 29-1.6 | 19-0 | 3 | 8 | 12 | 2 | 58-3.2 |
| 07-08 | 15-12 | 406-27.1 | 65-111 | .586 | 8-20 | .400 | 30-33 | .909 | 70-4.7 | 32-1 | 6 | 35 | 30 | 13 | 168-11.2 |
| Totals | 43-14 | 571-13.3 | 95-172 | .552 | 11-32 | .344 | 38-46 | .826 | 106-2.5 | 53-1 | 12 | 49 | 45 | 17 | 239-5.6 |



Alex Farrer

Guard • 6-5 • 200 • Sophomore • 1VL • Phoenix, Ariz. • St. Mary's HS

30

Top Performances

Points

Season: 11, vs. Arkansas, 1/26/08
 Career: 11, vs. Arkansas, 1/26/08

Rebounds

Season: 5, vs. Auburn, 1/16/08
 Career: 5, vs. Auburn, 1/16/08

Field Goals Made

Season: 4, at Auburn, 1/16/08
 Career: 4, at Auburn, 1/16/08

3 PT FG Made

Season: 1, five times
 Career: 1, nine times

Free Throws Made

Season: 2, vs. Oregon St., 12/21/07
 Career: 2, three times

Assists

Season: 3, vs. Auburn, 1/16/08
 Career: 3, vs. Auburn, 1/16/08

Blocks

Season:
 Career:

Steals

Season: 2, twice
 Career: 2, twice

Minutes Played

Season: 34, vs. Auburn, 1/16/08
 Career: 34, vs. Auburn, 1/16/08

Top Career Scoring Games

1. 11 vs. Arkansas, 1/26/08
2. 8 vs. Auburn, 1/16/08
3. 7 at Vanderbilt, 1/19/08
4. 5 at Texas A&M, 1/5/07
4. 5 vs. McNeese State, 11/29/06
4. 5 vs. Nicholls State, 11/17/06
7. 4 vs. Arizona State, 11/21/07
8. 3 at Alabama, 2/2/08
8. 3 vs. South Carolina, 3/3/07
8. 3 at Kentucky, 2/20/07

Sophomore Season (2007-08)

Returned to starting lineup at Auburn (1/3) ... Came off the bench to play 22 minutes with a career scoring high of 11 points vs. Arkansas (1/26) ... Second start at Vandy, played 20 minutes with seven points ... Made his first career start, had career high eight points, three assists in 34 minutes against Auburn (1/16) ... Played 18 minutes and was in the game at crunch time at Ole Miss (1/12) ... Posted points for the fourth time at Wichita (12/19) ... Came in for first time in Chaminade game (11/20), took a blow to the nose, came down and got an assist before going to the bench for treatment ... Farr failed to score in either exhibition contest ... Started one game in Canada, averaged 4.3 points per game and hit three treys.


Farrer's Game-by-Game Statistics

2007-08

| OPPONENT | MIN | FG | 3FG | FT | REB | PF/D | A | TO | BLK | STL | PTS |
|-------------------|-----|------|-----|-----|-----|------|---|----|-----|-----|-----|
| Southeastern La. | DNP | | | | | | | | | | |
| McNeese State | DNP | | | | | | | | | | |
| Oklahoma State | DNP | | | | | | | | | | |
| Chaminade | 0+ | 0-0 | 0-0 | 0-0 | 0 | 0-0 | 1 | 0 | 0 | 0 | 0 |
| Arizona State | 22 | 1-2 | 1-1 | 1-2 | 1 | 1-0 | 2 | 1 | 0 | 0 | 4 |
| Nicholls State | 8 | 0-0 | 0-0 | 1-2 | 1 | 1-0 | 1 | 2 | 0 | 0 | 1 |
| Southern | 2 | 0-0 | 0-0 | 0-0 | 0 | 0-0 | 0 | 0 | 0 | 0 | 0 |
| Villanova | DNP | | | | | | | | | | |
| Northwestern St. | 8 | 0-0 | 0-0 | 1-2 | 2 | 0-0 | 0 | 1 | 0 | 0 | 1 |
| Wichita State | 9 | 1-1 | 0-0 | 0-0 | 0 | 0-0 | 1 | 0 | 0 | 0 | 2 |
| Oregon State | 7 | 0-0 | 0-0 | 2-2 | 2 | 0-0 | 1 | 0 | 0 | 0 | 2 |
| Washington | 4 | 0-0 | 0-0 | 0-2 | 0 | 0-0 | 0 | 0 | 0 | 0 | 0 |
| Tulane | 2 | 0-1 | 0-1 | 0-0 | 0 | 0-0 | 0 | 0 | 0 | 0 | 0 |
| Texas A&M | 20 | 2-6 | 1-3 | 0-0 | 1 | 3-0 | 1 | 1 | 0 | 2 | 5 |
| Mississippi St. | 15 | 0-4 | 0-2 | 0-0 | 4 | 1-0 | 1 | 1 | 0 | 0 | 0 |
| Ole Miss | 18 | 0-0 | 0-0 | 1-2 | 0 | 3-0 | 1 | 1 | 0 | 2 | 1 |
| Auburn | 34 | 4-7 | 0-3 | 0-0 | 5 | 1-0 | 3 | 1 | 0 | 0 | 8 |
| Vanderbilt | 20 | 3-5 | 1-3 | 0-0 | 1 | 4-0 | 0 | 2 | 0 | 1 | 20 |
| Arkansas | 22 | 5-10 | 1-4 | 0-0 | 3 | 2-0 | 2 | 3 | 0 | 1 | 11 |
| Auburn | 20 | 1-2 | 0-1 | 0-0 | 1 | 2-0 | 2 | 1 | 0 | 0 | 2 |
| Alabama | 24 | 1-3 | 1-1 | 0-0 | 1 | 2-0 | 0 | 0 | 0 | 0 | 3 |
| Tennessee | | | | | | | | | | | |
| Florida | | | | | | | | | | | |
| Kentucky | | | | | | | | | | | |
| Arkansas | | | | | | | | | | | |
| Ole Miss | | | | | | | | | | | |
| South Carolina | | | | | | | | | | | |
| Georgia | | | | | | | | | | | |
| Alabama | | | | | | | | | | | |
| Mississippi State | | | | | | | | | | | |

Alex Farrer's Career Stats

| YEAR | GP-GS | MIN/AVG | FG-FGA | PCT. | 3FG-FGA | PCT. | FT-FTA | PCT. | REB-AVG | PF-FO | AST | TO | BLK | STL | PTS-AVG. |
|---------------|-------------|-----------------|--------------|-------------|-------------|-------------|--------------|-------------|---------------|-------------|-----------|-----------|----------|----------|---------------|
| 06-07 | 14-0 | 86/6.1 | 5-23 | .217 | 4-20 | .200 | 4-6 | .667 | 14-1.0 | 7-0 | 6 | 5 | 2 | 0 | 18-1.3 |
| 07-08 | 17-4 | 244-14.4 | 18-42 | .429 | 5-20 | .250 | 6-12 | .500 | 24-1.4 | 21-0 | 16 | 15 | 0 | 6 | 47-2.8 |
| Totals | 31-4 | 330-10.6 | 23-65 | .354 | 9-40 | .225 | 10-18 | .556 | 38-1.2 | 28-0 | 22 | 20 | 2 | 6 | 65-2.1 |



Quintin Thornton

Forward • 6-8 • 230 • Junior • JC • Orlando, Fla. • Odessa College

32

Top Performances

Season: 7, at Ole Miss, 1/12/08
 Career: 7, at Ole Miss, 1/12/08

Rebounds

Season: 9, vs. Arkansas, 1/29/08
 Career: 9, vs. Arkansas, 1/29/08

Field Goals Made

Season: 3, at Ole Miss, 1/12/08
 Career: 3, at Ole Miss, 1/12/08

3 PT FG Made

Season:
 Career:

Free Throws Made

Season: 2, at Auburn, 1/30/08
 Career: 2, at Auburn, 1/30/08

Assists

Season: 3, at Auburn, 1/30/08
 Career: 3, at Auburn, 1/30/08

Blocks

Season: 1, at Auburn, 1/30/08
 Career: 1, at Auburn, 1/30/08

Steals

Season: 1, at Ole Miss, 1/12/08
 Career: 1, at Ole Miss, 1/12/08

Minutes Played

Season: 36, vs. Arkansas, 1/26/08
 Career: 36, vs. Arkansas, 1/26/08

Top Career Scoring Games

- 7 at Ole Miss, 1/12/08
- 4 at Vanderbilt, 1/19/08
- 2 at Alabama, 2/2/08
- 2 at Auburn, 1/30/08
- 2 vs. Arkansas, 1/26/08
- 1 vs. Auburn, 1/16/08

Junior Season (2007-08)

Started last five games against Auburn (1/16), at Vanderbilt (1/19), Arkansas (1/26), at Auburn (1/30) and at Alabama (2/2) ... Showed the potential the coaches saw in Canada in his first extensive minutes, scoring 7 points with 8 boards in 27 minutes at nationally-ranked Ole Miss (1/12) ... Returned to practice Jan. 8, played for first time at LSU on Jan. 9 ... Injured early in practice, needing surgery on right pectoral muscle ... Possibly a medical redshirt ... Averaged 12.7 minutes a game and 2.7 points and 4.0 rebounds in Canadian tour.

Thornton's Game-by-Game Statistics

2007-08

| OPPONENT | MIN | FG | 3FG | FT | REB | PF/D | A | TO | BLK | STL | PTS |
|-------------------|------------|-----|-----|-----|-----|------|---|----|-----|-----|-----|
| Southeastern La. | DNP-injury | | | | | | | | | | |
| McNeese State | DNP-injury | | | | | | | | | | |
| Oklahoma State | DNP-injury | | | | | | | | | | |
| Chaminade | DNP-injury | | | | | | | | | | |
| Arizona State | DNP-injury | | | | | | | | | | |
| Nicholls State | DNP-injury | | | | | | | | | | |
| Southern | DNP-injury | | | | | | | | | | |
| Villanova | DNP-injury | | | | | | | | | | |
| Northwestern St. | DNP-injury | | | | | | | | | | |
| Wichita State | DNP-injury | | | | | | | | | | |
| Oregon State | DNP-injury | | | | | | | | | | |
| Washington | DNP-injury | | | | | | | | | | |
| Tulane | DNP-injury | | | | | | | | | | |
| Texas A&M | DNP-injury | | | | | | | | | | |
| Mississippi St. | 3 | 0-0 | 0-0 | 0-0 | 0 | 1-0 | 0 | 0 | 0 | 0 | 0 |
| Ole Miss | 27 | 3-4 | 0-0 | 1-2 | 8 | 4-0 | 2 | 1 | 0 | 1 | 7 |
| Auburn | 30 | 0-0 | 0-0 | 1-2 | 2 | 4-0 | 0 | 2 | 0 | 0 | 1 |
| Vanderbilt | 19 | 2-2 | 0-0 | 0-0 | 0 | 4-0 | 0 | 0 | 0 | 0 | 4 |
| Arkansas | 36 | 1-3 | 0-0 | 0-0 | 9 | 4-0 | 1 | 0 | 0 | 0 | 2 |
| Auburn | 20 | 0-0 | 0-0 | 2-2 | 0 | 2-0 | 3 | 1 | 1 | 0 | 2 |
| Alabama | 9 | 1-1 | 0-0 | 0-0 | 1 | 2-0 | 0 | 0 | 0 | 0 | 2 |
| Tennessee | | | | | | | | | | | |
| Florida | | | | | | | | | | | |
| Kentucky | | | | | | | | | | | |
| Arkansas | | | | | | | | | | | |
| Ole Miss | | | | | | | | | | | |
| South Carolina | | | | | | | | | | | |
| Georgia | | | | | | | | | | | |
| Alabama | | | | | | | | | | | |
| Mississippi State | | | | | | | | | | | |

Quintin Thornton's Career Stats

| YEAR | GP-GS | MIN/AVG | FG-FGA | PCT. | 3FG-FGA | PCT. | FT-FTA | PCT. | REB-AVG | PF-FO | AST | TO | BLK | STL | PTS-AVG. |
|---------------|------------|-----------------|-------------|-------------|------------|-------------|------------|-------------|---------------|-------------|----------|----------|----------|----------|---------------|
| 07-08 | 7-5 | 144-20.6 | 7-10 | .700 | 0-0 | .000 | 4-6 | .667 | 20-2.9 | 21-0 | 6 | 4 | 1 | 1 | 18-2.6 |
| Totals | 7-5 | 144-20.6 | 7-10 | .700 | 0-0 | .000 | 4-6 | .667 | 20-2.9 | 21-0 | 6 | 4 | 1 | 1 | 18-2.6 |

LSU Season Schedule/Results & Leaders (as of Feb 02, 2008)
All games

| | | | | |
|----------------------------|----------------|--------------|--------------|----------------|
| RECORD: | OVERALL | HOME | AWAY | NEUTRAL |
| ALL GAMES..... | (8-13) | (6-4) | (1-7) | (1-2) |
| CONFERENCE..... | (1-6) | (0-3) | (1-3) | (0-0) |
| NON-CONFERENCE..... | (7-7) | (6-1) | (0-4) | (1-2) |

| DATE | TIME | OPPONENT | | SCORE | ATTEND | HIGH POINTS | HIGH REBOUNDS |
|----------|------------|----------------------------|---|-------|----------|-----------------------|-----------------------|
| ----- | | | | | | | |
| 11/12/07 | 7:00 pm | SOUTHEASTERN LOUISIANA | W | 72-62 | 8171 | (27)Thornton, Marcus | (13)Randolph, Anthony |
| 11/14/07 | 7:00 pm | MCNEESE STATE | W | 78-74 | 7891 | (24)Thornton, Marcus | (14)Mitchell, Tasmin |
| 11-19-07 | 12 p.m. | & vs OKLAHOMA STATE | | 77-83 | L 2500 | (20)Thornton, Marcus | (6)Martin, Terry |
| 11-20-07 | 8:30 a.m. | & vs CHAMINADE | W | 78-72 | 2500 | (21)Randolph, Anthony | (11)Johnson, Chris |
| 11-21-07 | 9 a.m. | & vs ARIZONA STATE | | 84-87 | LOT 2500 | (21)Randolph, Anthony | (12)Thornton, Marcus |
| 11/28/07 | 7:00 pm | NICHOLLS STATE | W | 68-41 | 7704 | (24)Thornton, Marcus | (7)Randolph, Anthony |
| 11/30/07 | 7:00 pm | SOUTHERN UNIVERSITY | W | 88-45 | 7719 | (24)Randolph, Anthony | (11)Randolph, Anthony |
| 12/06/07 | 9:30 PM | # at Villanova | | 67-68 | L 9212 | (15)Thornton, Marcus | (13)Thornton, Marcus |
| 12/15/07 | 7:00 pm | NORTHWESTERN STATE | W | 82-58 | 7809 | (22)Thornton, Marcus | (8)Randolph, Anthony |
| 12-19-07 | 7:07 pm | at Wichita St. | | 47-67 | L 10478 | (12)Thornton, Marcus | (11)Thornton, Marcus |
| 12/22/07 | 2:00 pm | OREGON STATE | W | 67-61 | 7713 | (20)Thornton, Marcus | (9)Randolph, Anthony |
| 12/29/07 | 2:00 pm | WASHINGTON | | 65-73 | L 8947 | (19)Johnson, Chris | (9)Randolph, Anthony |
| | | | | | | | (9)Johnson, Chris |
| 01/02/08 | 8 p.m. | at Tulane | | 63-68 | L 3690 | (19)Martin, Terry | (9)Randolph, Anthony |
| 01/05/08 | 7 p.m. | at Texas A&M | | 53-79 | L 12255 | (16)Randolph, Anthony | (7)Randolph, Anthony |
| | | | | | | | (7)Thornton, Marcus |
| 01/09/08 | 7:00 PM | * MISSISSIPPI STATE | | 39-61 | L 7843 | (12)Thornton, Marcus | (9)Randolph, Anthony |
| 01-12-08 | 5:00 pm | * at Ole Miss | | 71-74 | L 9328 | (25)Thornton, Marcus | (11)Randolph, Anthony |
| 01/16/08 | 7:00 pm | * AUBURN | | 67-74 | L 9746 | (27)Thornton, Marcus | (6)Thornton, Marcus |
| 1/19/08 | 12 p.m. | * at Vanderbilt | | 76-92 | L 13797 | (27)Thornton, Marcus | (19)Randolph, Anthony |
| 01/26/08 | 8:00 pm | * ARKANSAS | | 52-68 | L 8860 | (20)Thornton, Marcus | (9)Thornton, Quintin |
| 01-30-08 | 7:00 p.m. | * at Auburn | W | 81-80 | 5749 | (38)Thornton, Marcus | (8)Temple, Garrett |
| 02/02/08 | 2:00PM CST | * at University of Alabama | | 72-81 | L 15316 | (22)Thornton, Marcus | (12)Randolph, Anthony |

* SEC Games

& EA Sports Maui Invitational

Pizza Hut Big East/SEC Invitational

| ATTENDANCE SUMMARY | GAMES | TOTALS | AVG/GAME |
|--------------------|-------|--------|----------|
| HOME..... | 10 | 82403 | 8240 |
| AWAY..... | 8 | 79825 | 9978 |
| NEUTRAL..... | 3 | 7500 | 2500 |
| TOTAL..... | 21 | 169728 | 8082 |

LSU Combined Team Statistics (as of Feb 02, 2008)
All games

| | | | | |
|-----------------------------|----------------|--------------|--------------|----------------|
| RECORD: | OVERALL | HOME | AWAY | NEUTRAL |
| ALL GAMES | (8-13) | (6-4) | (1-7) | (1-2) |
| CONFERENCE | (1-6) | (0-3) | (1-3) | (0-0) |
| NON-CONFERENCE | (7-7) | (6-1) | (0-4) | (1-2) |

| ## Player | GP-GS | Min--Avg | ---TOTAL--- | | ---3-PTS--- | | FT-FTA | Pct | ----REBOUNDS---- | | | | PF | FO | A | TO | Blk | Stl | Pts | Avg |
|------------------------|-------|----------|-------------|------|-------------|------|---------|------|------------------|-----|-----|------|-----|----|-----|-----|-----|-----|------|------|
| | | | FG-FGA | Pct | 3FG-FGA | Pct | | | Off | Def | Tot | Avg | | | | | | | | |
| 05 Thornton, Marcus... | 21-21 | 725 34.5 | 143-341 | .419 | 61-169 | .361 | 69-82 | .841 | 44 | 79 | 123 | 5.9 | 48 | 0 | 29 | 46 | 6 | 30 | 416 | 19.8 |
| 03 Randolph, Anthony.. | 21-21 | 666 31.7 | 112-247 | .453 | 2-15 | .133 | 70-103 | .680 | 55 | 125 | 180 | 8.6 | 56 | 1 | 30 | 58 | 52 | 26 | 296 | 14.1 |
| 21 Johnson, Chris..... | 15-12 | 406 27.1 | 65-111 | .586 | 8-20 | .400 | 30-33 | .909 | 22 | 48 | 70 | 4.7 | 32 | 1 | 6 | 35 | 30 | 13 | 168 | 11.2 |
| 13 Martin, Terry..... | 21-16 | 554 26.4 | 70-198 | .354 | 32-107 | .299 | 13-18 | .722 | 14 | 46 | 60 | 2.9 | 39 | 1 | 38 | 34 | 8 | 6 | 185 | 8.8 |
| 01 Mitchell, Tasmin... | 3-3 | 66 22.0 | 7-21 | .333 | 0-5 | .000 | 8-10 | .800 | 5 | 12 | 17 | 5.7 | 8 | 0 | 6 | 9 | 1 | 7 | 22 | 7.3 |
| 14 Temple, Garrett.... | 21-19 | 715 34.0 | 43-101 | .426 | 16-50 | .320 | 40-51 | .784 | 21 | 67 | 88 | 4.2 | 56 | 1 | 75 | 52 | 19 | 25 | 142 | 6.8 |
| 11 Spencer, Bo..... | 21-3 | 379 18.0 | 29-82 | .354 | 17-52 | .327 | 16-22 | .727 | 8 | 20 | 28 | 1.3 | 24 | 0 | 35 | 26 | 1 | 12 | 91 | 4.3 |
| 02 Mason, Dameon..... | 7-0 | 120 17.1 | 9-28 | .321 | 0-0 | .000 | 4-11 | .364 | 5 | 16 | 21 | 3.0 | 13 | 0 | 5 | 5 | 4 | 5 | 22 | 3.1 |
| 30 Farrer, Alex..... | 17-4 | 244 14.4 | 18-42 | .429 | 5-20 | .250 | 6-12 | .500 | 8 | 16 | 24 | 1.4 | 21 | 0 | 16 | 15 | 0 | 6 | 47 | 2.8 |
| 32 Thornton, Quintin.. | 7-5 | 144 20.6 | 7-10 | .700 | 0-0 | .000 | 4-6 | .667 | 6 | 14 | 20 | 2.9 | 21 | 0 | 6 | 4 | 1 | 1 | 18 | 2.6 |
| 20 Green, Garrett..... | 17-1 | 200 11.8 | 17-37 | .459 | 1-2 | .500 | 3-7 | .429 | 12 | 22 | 34 | 2.0 | 36 | 1 | 3 | 10 | 3 | 1 | 38 | 2.2 |
| 10 Terrebonne, Greg... | 3-0 | 6 2.0 | 1-3 | .333 | 0-0 | .000 | 0-0 | .000 | 0 | 0 | 0 | 0.0 | 0 | 0 | 2 | 1 | 0 | 0 | 2 | 0.7 |
| TEAM..... | | | | | | | | | 28 | 45 | 73 | 3.5 | 2 | | 2 | | | | | |
| Total..... | 21 | 4225 | 521-1221 | .427 | 142-440 | .323 | 263-355 | .741 | 228 | 510 | 738 | 35.1 | 356 | 5 | 251 | 297 | 125 | 132 | 1447 | 68.9 |
| Opponents..... | 21 | 4225 | 535-1259 | .425 | 140-402 | .348 | 258-377 | .684 | 281 | 517 | 798 | 38.0 | 350 | 6 | 261 | 293 | 73 | 147 | 1468 | 69.9 |

| TEAM STATISTICS | LS | OPP | DATE | OPPONENT | W/L | SCORE | ATTEND |
|-------------------------|----------|----------|---------------------------------------|--------------------------|-----|-------|--------|
| SCORING..... | 1447 | 1468 | 11/12/07 | SOUTHEASTERN LOUISIANA | W | 72-62 | 8171 |
| Points per game..... | 68.9 | 69.9 | 11/14/07 | MCNEESE STATE | W | 78-74 | 7891 |
| Scoring margin..... | -1.0 | - | &11-19-07 | vs OKLAHOMA STATE | L | 77-83 | 2500 |
| FIELD GOALS-ATT..... | 521-1221 | 535-1259 | &11-20-07 | vs CHAMINADE | W | 78-72 | 2500 |
| Field goal pct..... | .427 | .425 | &11-21-07 | vs ARIZONA STATE | LOT | 84-87 | 2500 |
| 3 POINT FG-ATT..... | 142-440 | 140-402 | 11/28/07 | NICHOLLS STATE | W | 68-41 | 7704 |
| 3-point FG pct..... | .323 | .348 | 11/30/07 | SOUTHERN UNIVERSITY | W | 88-45 | 7719 |
| 3-pt FG made per game.. | 6.8 | 6.7 | #12/06/07 | at Villanova | L | 67-68 | 9212 |
| FREE THROWS-ATT..... | 263-355 | 258-377 | 12/15/07 | NORTHWESTERN STATE | W | 82-58 | 7809 |
| Free throw pct..... | .741 | .684 | 12-19-07 | at Wichita St. | L | 47-67 | 10478 |
| REBOUNDS..... | 738 | 798 | 12/22/07 | OREGON STATE | W | 67-61 | 7713 |
| Rebounds per game..... | 35.1 | 38.0 | 12/29/07 | WASHINGTON | L | 65-73 | 8947 |
| Rebounding margin..... | -2.9 | - | 01/02/08 | at Tulane | L | 63-68 | 3690 |
| ASSISTS..... | 251 | 261 | 01/05/08 | at Texas A&M | L | 53-79 | 12255 |
| Assists per game..... | 12.0 | 12.4 | *01/09/08 | MISSISSIPPI STATE | L | 39-61 | 7843 |
| TURNOVERS..... | 297 | 293 | *01-12-08 | at Ole Miss | L | 71-74 | 9328 |
| Turnovers per game..... | 14.1 | 14.0 | *01/16/08 | AUBURN | L | 67-74 | 9746 |
| Turnover margin..... | -0.2 | - | *1/19/08 | at Vanderbilt | L | 76-92 | 13797 |
| Assist/turnover ratio.. | 0.8 | 0.9 | *01/26/08 | ARKANSAS | L | 52-68 | 8860 |
| STEALS..... | 132 | 147 | *01-30-08 | at Auburn | W | 81-80 | 5749 |
| Steals per game..... | 6.3 | 7.0 | *02/02/08 | at University of Alabama | L | 72-81 | 15316 |
| BLOCKS..... | 125 | 73 | * SEC Games | | | | |
| Blocks per game..... | 6.0 | 3.5 | & EA Sports Maui Invitational | | | | |
| WINNING STREAK..... | 0 | - | # Pizza Hut Big East/SEC Invitational | | | | |
| Home win streak..... | 0 | - | | | | | |
| ATTENDANCE..... | 82403 | 87325 | | | | | |
| Home games-Avg/Game.... | 10-8240 | 8-9978 | | | | | |
| Neutral site-Avg/Game.. | - | 3-2500 | | | | | |

| SCORE BY PERIODS: | 1st | 2nd | OT | Total |
|-------------------|-----|-----|----|--------|
| LSU..... | 668 | 773 | 6 | - 1447 |
| Opponents..... | 698 | 761 | 9 | - 1468 |

LSU Combined Team Statistics (as of Feb 02, 2008)
Conference games

| | | | | |
|----------------------------|----------------|--------------|--------------|----------------|
| RECORD: | OVERALL | HOME | AWAY | NEUTRAL |
| ALL GAMES..... | (1-6) | (0-3) | (1-3) | (0-0) |
| CONFERENCE..... | (1-6) | (0-3) | (1-3) | (0-0) |
| NON-CONFERENCE..... | (0-0) | (0-0) | (0-0) | (0-0) |

| ## Player | GP-GS | Min--Avg | ---TOTAL--- | | ---3-PTS--- | | FT-FTA | Pct | ---REBOUNDS--- | | | | PF | FO | A | TO | Blk | Stl | Pts | Avg |
|------------------------|-------|----------|-------------|------|-------------|------|--------|-------|----------------|-----|-----|------|-----|----|-----|----|-----|-----|-----|------|
| | | | FG-FGA | Pct | 3FG-FGA | Pct | | | Off | Def | Tot | Avg | | | | | | | | |
| 05 Thornton, Marcus... | 7-7 | 255 36.4 | 57-137 | .416 | 30-73 | .411 | 27-32 | .844 | 12 | 25 | 37 | 5.3 | 15 | 0 | 6 | 17 | 0 | 8 | 171 | 24.4 |
| 03 Randolph, Anthony.. | 7-7 | 239 34.1 | 40-93 | .430 | 0-1 | .000 | 22-32 | .688 | 25 | 45 | 70 | 10.0 | 18 | 0 | 11 | 26 | 14 | 4 | 102 | 14.6 |
| 21 Johnson, Chris..... | 2-0 | 51 25.5 | 6-16 | .375 | 1-4 | .250 | 6-6 | 1.000 | 4 | 3 | 7 | 3.5 | 5 | 0 | 1 | 3 | 0 | 19 | 9.5 | |
| 14 Temple, Garrett.... | 7-7 | 253 36.1 | 18-47 | .383 | 6-21 | .286 | 15-18 | .833 | 13 | 25 | 38 | 5.4 | 18 | 0 | 27 | 16 | 4 | 8 | 57 | 8.1 |
| 02 Mason, Dameon..... | 1-0 | 29 29.0 | 3-9 | .333 | 0-0 | .000 | 1-2 | .500 | 1 | 2 | 3 | 3.0 | 3 | 0 | 2 | 1 | 3 | 7 | 7.0 | |
| 13 Martin, Terry..... | 7-2 | 158 22.6 | 14-50 | .280 | 5-28 | .179 | 5-6 | .833 | 4 | 9 | 13 | 1.9 | 13 | 1 | 10 | 5 | 0 | 1 | 38 | 5.4 |
| 30 Farrer, Alex..... | 7-4 | 153 21.9 | 14-31 | .452 | 3-14 | .214 | 1-2 | .500 | 6 | 9 | 15 | 2.1 | 15 | 0 | 9 | 9 | 0 | 4 | 32 | 4.6 |
| 32 Thornton, Quintin.. | 7-5 | 144 20.6 | 7-10 | .700 | 0-0 | .000 | 4-6 | .667 | 6 | 14 | 20 | 2.9 | 21 | 0 | 6 | 4 | 1 | 1 | 18 | 2.6 |
| 20 Green, Garrett..... | 5-1 | 51 10.2 | 3-11 | .273 | 0-1 | .000 | 1-2 | .500 | 3 | 1 | 4 | 0.8 | 10 | 0 | 1 | 0 | 0 | 7 | 1.4 | |
| 11 Spencer, Bo..... | 7-2 | 67 9.6 | 3-17 | .176 | 0-8 | .000 | 1-2 | .500 | 2 | 3 | 5 | 0.7 | 3 | 0 | 2 | 2 | 0 | 4 | 7 | 1.0 |
| TEAM..... | | | | | | | | | 11 | 18 | 29 | 4.1 | 1 | | 1 | | | | | |
| Total..... | 7 | 1400 | 165-421 | .392 | 45-150 | .300 | 83-108 | .769 | 87 | 154 | 241 | 34.4 | 122 | 1 | 71 | 84 | 23 | 33 | 458 | 65.4 |
| Opponents..... | 7 | 1400 | 192-396 | .485 | 57-136 | .419 | 89-129 | .690 | 75 | 178 | 253 | 36.1 | 111 | 0 | 100 | 85 | 30 | 41 | 530 | 75.7 |

| TEAM STATISTICS | LS | OPP | DATE | OPPONENT | W/L | SCORE | ATTEND |
|-------------------------|---------|---------|---------------------------------------|--------------------------|-----|-------|--------|
| SCORING..... | 458 | 530 | *01/09/08 | MISSISSIPPI STATE | L | 39-61 | 7843 |
| Points per game..... | 65.4 | 75.7 | *01-12-08 | at Ole Miss | L | 71-74 | 9328 |
| Scoring margin..... | -10.3 | - | *01/16/08 | AUBURN | L | 67-74 | 9746 |
| FIELD GOALS-ATT..... | 165-421 | 192-396 | *1/19/08 | at Vanderbilt | L | 76-92 | 13797 |
| Field goal pct..... | .392 | .485 | *01/26/08 | ARKANSAS | L | 52-68 | 8860 |
| 3 POINT FG-ATT..... | 45-150 | 57-136 | *01-30-08 | at Auburn | W | 81-80 | 5749 |
| 3-point FG pct..... | .300 | .419 | *02/02/08 | at University of Alabama | L | 72-81 | 15316 |
| 3-pt FG made per game.. | 6.4 | 8.1 | * SEC Games | | | | |
| FREE THROWS-ATT..... | 83-108 | 89-129 | & EA Sports Maui Invitational | | | | |
| Free throw pct..... | .769 | .690 | # Pizza Hut Big East/SEC Invitational | | | | |
| REBOUNDS..... | 241 | 253 | | | | | |
| Rebounds per game..... | 34.4 | 36.1 | | | | | |
| Rebounding margin..... | -1.7 | - | | | | | |
| ASSISTS..... | 71 | 100 | | | | | |
| Assists per game..... | 10.1 | 14.3 | | | | | |
| TURNOVERS..... | 84 | 85 | | | | | |
| Turnovers per game.... | 12.0 | 12.1 | | | | | |
| Turnover margin..... | +0.1 | - | | | | | |
| Assist/turnover ratio.. | 0.8 | 1.2 | | | | | |
| STEALS..... | 33 | 41 | | | | | |
| Steals per game..... | 4.7 | 5.9 | | | | | |
| BLOCKS..... | 23 | 30 | | | | | |
| Blocks per game..... | 3.3 | 4.3 | | | | | |
| WINNING STREAK..... | 0 | - | | | | | |
| Home win streak..... | 0 | - | | | | | |
| ATTENDANCE..... | 26449 | 44190 | | | | | |
| Home games-Avg/Game.... | 3-8816 | 4-11048 | | | | | |
| Neutral site-Avg/Game.. | - | 0-0 | | | | | |

| SCORE BY PERIODS: | 1st | 2nd | Total |
|-------------------|-----|-----|-------|
| LSU..... | 211 | 247 | 458 |
| Opponents..... | 263 | 267 | 530 |

LSU Category Leaders (as of Feb 02, 2008)
All games

| FG PERCENTAGE | FG ATT | Pct |
|----------------------|---------|------|
| Thornton, Quintin... | 7 10 | .700 |
| Johnson, Chris..... | 65 111 | .586 |
| Green, Garrett..... | 17 37 | .459 |
| Randolph, Anthony... | 112 247 | .453 |
| Farrer, Alex..... | 18 42 | .429 |
| Temple, Garrett..... | 43 101 | .426 |
| Thornton, Marcus.... | 143 341 | .419 |
| Spencer, Bo..... | 29 82 | .354 |
| Martin, Terry..... | 70 198 | .354 |
| Terrebonne, Greg.... | 1 3 | .333 |
| Mitchell, Tasmin.... | 7 21 | .333 |
| Mason, Dameon..... | 9 28 | .321 |

| 3-POINT PERCENTAGE | 3FG ATT | Pct |
|----------------------|---------|------|
| Green, Garrett..... | 1 2 | .500 |
| Johnson, Chris..... | 8 20 | .400 |
| Thornton, Marcus.... | 61 169 | .361 |
| Spencer, Bo..... | 17 52 | .327 |
| Temple, Garrett..... | 16 50 | .320 |
| Martin, Terry..... | 32 107 | .299 |
| Farrer, Alex..... | 5 20 | .250 |
| Randolph, Anthony... | 2 15 | .133 |
| Mitchell, Tasmin.... | 0 5 | .000 |

| FT PERCENTAGE | FT ATT | Pct |
|----------------------|--------|------|
| Johnson, Chris..... | 30 33 | .909 |
| Thornton, Marcus.... | 69 82 | .841 |
| Mitchell, Tasmin.... | 8 10 | .800 |
| Temple, Garrett..... | 40 51 | .784 |
| Spencer, Bo..... | 16 22 | .727 |
| Martin, Terry..... | 13 18 | .722 |
| Randolph, Anthony... | 70 103 | .680 |
| Thornton, Quintin... | 4 6 | .667 |
| Farrer, Alex..... | 6 12 | .500 |
| Green, Garrett..... | 3 7 | .429 |
| Mason, Dameon..... | 4 11 | .364 |

| POINTS | G | Pts | Pts/G |
|----------------------|----|-----|-------|
| Thornton, Marcus.... | 21 | 416 | 19.8 |
| Randolph, Anthony... | 21 | 296 | 14.1 |
| Martin, Terry..... | 21 | 185 | 8.8 |
| Johnson, Chris..... | 15 | 168 | 11.2 |
| Temple, Garrett..... | 21 | 142 | 6.8 |
| Spencer, Bo..... | 21 | 91 | 4.3 |
| Farrer, Alex..... | 17 | 47 | 2.8 |
| Green, Garrett..... | 17 | 38 | 2.2 |
| Mason, Dameon..... | 7 | 22 | 3.1 |
| Mitchell, Tasmin.... | 3 | 22 | 7.3 |
| Thornton, Quintin... | 7 | 18 | 2.6 |
| Terrebonne, Greg.... | 3 | 2 | 0.7 |

| FIELD GOAL ATTEMPTS | G | Att | Att/G |
|----------------------|----|-----|-------|
| Thornton, Marcus.... | 21 | 341 | 16.2 |
| Randolph, Anthony... | 21 | 247 | 11.8 |
| Martin, Terry..... | 21 | 198 | 9.4 |
| Johnson, Chris..... | 15 | 111 | 7.4 |
| Temple, Garrett..... | 21 | 101 | 4.8 |

| FIELD GOALS MADE | G | Made | Made/G |
|----------------------|----|------|--------|
| Thornton, Marcus.... | 21 | 143 | 6.8 |
| Randolph, Anthony... | 21 | 112 | 5.3 |
| Martin, Terry..... | 21 | 70 | 3.3 |
| Johnson, Chris..... | 15 | 65 | 4.3 |
| Temple, Garrett..... | 21 | 43 | 2.0 |

| 3-POINT FG ATTEMPTS | G | Att | Att/G |
|----------------------|----|-----|-------|
| Thornton, Marcus.... | 21 | 169 | 8.0 |
| Martin, Terry..... | 21 | 107 | 5.1 |
| Spencer, Bo..... | 21 | 52 | 2.5 |
| Temple, Garrett..... | 21 | 50 | 2.4 |
| Johnson, Chris..... | 15 | 20 | 1.3 |
| Farrer, Alex..... | 17 | 20 | 1.2 |

| 3-POINT FGS MADE | G | Made | Made/G |
|----------------------|----|------|--------|
| Thornton, Marcus.... | 21 | 61 | 2.9 |
| Martin, Terry..... | 21 | 32 | 1.5 |
| Spencer, Bo..... | 21 | 17 | 0.8 |
| Temple, Garrett..... | 21 | 16 | 0.8 |
| Johnson, Chris..... | 15 | 8 | 0.5 |

| FREE THROW ATTEMPTS | G | Att | Att/G |
|----------------------|----|-----|-------|
| Randolph, Anthony... | 21 | 103 | 4.9 |
| Thornton, Marcus.... | 21 | 82 | 3.9 |
| Temple, Garrett..... | 21 | 51 | 2.4 |
| Johnson, Chris..... | 15 | 33 | 2.2 |
| Spencer, Bo..... | 21 | 22 | 1.0 |

| FREE THROWS MADE | G | Made | Made/G |
|----------------------|----|------|--------|
| Randolph, Anthony... | 21 | 70 | 3.3 |
| Thornton, Marcus.... | 21 | 69 | 3.3 |
| Temple, Garrett..... | 21 | 40 | 1.9 |
| Johnson, Chris..... | 15 | 30 | 2.0 |
| Spencer, Bo..... | 21 | 16 | 0.8 |

| SCORING AVERAGE | G | Pts | Avg/G |
|----------------------|----|-----|-------|
| Thornton, Marcus.... | 21 | 416 | 19.8 |
| Randolph, Anthony... | 21 | 296 | 14.1 |
| Johnson, Chris..... | 15 | 168 | 11.2 |
| Martin, Terry..... | 21 | 185 | 8.8 |
| Mitchell, Tasmin.... | 3 | 22 | 7.3 |
| Temple, Garrett..... | 21 | 142 | 6.8 |
| Spencer, Bo..... | 21 | 91 | 4.3 |
| Mason, Dameon..... | 7 | 22 | 3.1 |
| Farrer, Alex..... | 17 | 47 | 2.8 |
| Thornton, Quintin... | 7 | 18 | 2.6 |
| Green, Garrett..... | 17 | 38 | 2.2 |
| Terrebonne, Greg.... | 3 | 2 | 0.7 |

LSU Category Leaders (as of Feb 02, 2008)
All games

| REBOUNDS | G | Reb | Reb/G |
|----------------------|----|-----|-------|
| Randolph, Anthony... | 21 | 180 | 8.6 |
| Thornton, Marcus.... | 21 | 123 | 5.9 |
| Temple, Garrett..... | 21 | 88 | 4.2 |
| Johnson, Chris..... | 15 | 70 | 4.7 |
| Martin, Terry..... | 21 | 60 | 2.9 |

| REBOUND AVERAGE | G | Reb | Avg/G |
|----------------------|----|-----|-------|
| Randolph, Anthony... | 21 | 180 | 8.6 |
| Thornton, Marcus.... | 21 | 123 | 5.9 |
| Mitchell, Tasmin.... | 3 | 17 | 5.7 |
| Johnson, Chris..... | 15 | 70 | 4.7 |
| Temple, Garrett..... | 21 | 88 | 4.2 |

| OFFENSIVE REBOUNDS | G | No. | Avg/G |
|----------------------|----|-----|-------|
| Randolph, Anthony... | 21 | 55 | 2.6 |
| Thornton, Marcus.... | 21 | 44 | 2.1 |
| Johnson, Chris..... | 15 | 22 | 1.5 |
| Temple, Garrett..... | 21 | 21 | 1.0 |
| Martin, Terry..... | 21 | 14 | 0.7 |

| DEFENSIVE REBOUNDS | G | No. | Avg/G |
|----------------------|----|-----|-------|
| Randolph, Anthony... | 21 | 125 | 6.0 |
| Thornton, Marcus.... | 21 | 79 | 3.8 |
| Temple, Garrett..... | 21 | 67 | 3.2 |
| Johnson, Chris..... | 15 | 48 | 3.2 |
| Martin, Terry..... | 21 | 46 | 2.2 |

| FOULS | G | No. | Per/G |
|----------------------|----|-----|-------|
| Randolph, Anthony... | 21 | 56 | 2.7 |
| Temple, Garrett..... | 21 | 56 | 2.7 |
| Thornton, Marcus.... | 21 | 48 | 2.3 |
| Martin, Terry..... | 21 | 39 | 1.9 |
| Green, Garrett..... | 17 | 36 | 2.1 |

| FOULOUTS | G | No. |
|----------------------|----|-----|
| Temple, Garrett..... | 21 | 1 |
| Randolph, Anthony... | 21 | 1 |
| Johnson, Chris..... | 15 | 1 |
| Green, Garrett..... | 17 | 1 |
| Martin, Terry..... | 21 | 1 |

| ASSISTS | G | No. | A/G |
|----------------------|----|-----|-----|
| Temple, Garrett..... | 21 | 75 | 3.6 |
| Martin, Terry..... | 21 | 38 | 1.8 |
| Spencer, Bo..... | 21 | 35 | 1.7 |
| Randolph, Anthony... | 21 | 30 | 1.4 |
| Thornton, Marcus.... | 21 | 29 | 1.4 |

| STEALS | G | No. | S/G |
|----------------------|----|-----|-----|
| Thornton, Marcus.... | 21 | 30 | 1.4 |
| Randolph, Anthony... | 21 | 26 | 1.2 |
| Temple, Garrett..... | 21 | 25 | 1.2 |
| Johnson, Chris..... | 15 | 13 | 0.9 |
| Spencer, Bo..... | 21 | 12 | 0.6 |

| BLOCKED SHOTS | G | No. | Blk/G |
|----------------------|----|-----|-------|
| Randolph, Anthony... | 21 | 52 | 2.5 |
| Johnson, Chris..... | 15 | 30 | 2.0 |
| Temple, Garrett..... | 21 | 19 | 0.9 |
| Martin, Terry..... | 21 | 8 | 0.4 |
| Thornton, Marcus.... | 21 | 6 | 0.3 |

| MINUTES | G | No. | Min/G |
|----------------------|----|-----|-------|
| Thornton, Marcus.... | 21 | 725 | 34.5 |
| Temple, Garrett..... | 21 | 715 | 34.0 |
| Randolph, Anthony... | 21 | 666 | 31.7 |
| Martin, Terry..... | 21 | 554 | 26.4 |
| Johnson, Chris..... | 15 | 406 | 27.1 |

| TURNOVERS | G | No. | TO/G |
|----------------------|----|-----|------|
| Randolph, Anthony... | 21 | 58 | 2.8 |
| Temple, Garrett..... | 21 | 52 | 2.5 |
| Thornton, Marcus.... | 21 | 46 | 2.2 |
| Johnson, Chris..... | 15 | 35 | 2.3 |
| Martin, Terry..... | 21 | 34 | 1.6 |

LSU Team Game-by-Game (as of Feb 02, 2008)
All games

TEAM STATISTICS

| Opponent | Date | Score | W/L | ---TOTAL--- | | --3-PTRS-- | | FT-FTA | | ----REBOUNDS---- | | | | PF | A | TO | Blk | Stl | Pts | ---Avg |
|-----------------------|----------|-------|-----|-------------|------|------------|------|---------|------|------------------|-----|-----|------|-----|-----|-----|-----|-----|------|--------|
| | | | | FG-FGA | Pct | 3FG-FGA | Pct | Pct | Off | Def | Tot | Avg | | | | | | | | |
| SOUTHEASTERN LOUISIAN | 11/12/07 | 72-62 | W | 26-51 | .510 | 6-16 | .375 | 14-20 | .700 | 3 | 26 | 29 | 29.0 | 15 | 13 | 14 | 8 | 11 | 72 | 72.0 |
| MCNEESE STATE | 11/14/07 | 78-74 | W | 27-56 | .482 | 3-18 | .167 | 21-29 | .724 | 12 | 26 | 38 | 33.5 | 11 | 13 | 14 | 11 | 9 | 78 | 75.0 |
| vs OKLAHOMA STATE | 11-19-07 | 77-83 | L | 25-53 | .472 | 11-25 | .440 | 16-18 | .889 | 9 | 22 | 31 | 32.7 | 25 | 14 | 26 | 7 | 5 | 77 | 75.7 |
| vs CHAMINADE | 11-20-07 | 78-72 | W | 32-68 | .471 | 7-21 | .333 | 7-14 | .500 | 14 | 27 | 41 | 34.8 | 13 | 12 | 11 | 11 | 8 | 78 | 76.2 |
| vs ARIZONA STATE | 11-21-07 | 84-87 | Lot | 29-62 | .468 | 12-33 | .364 | 14-16 | .875 | 13 | 24 | 37 | 35.2 | 25 | 18 | 20 | 5 | 4 | 84 | 77.8 |
| NICHOLLS STATE | 11/28/07 | 68-41 | W | 25-48 | .521 | 7-20 | .350 | 11-15 | .733 | 13 | 26 | 39 | 35.8 | 13 | 10 | 21 | 9 | 7 | 68 | 76.2 |
| SOUTHERN UNIVERSITY | 11/30/07 | 88-45 | W | 35-65 | .538 | 7-19 | .368 | 11-15 | .733 | 14 | 37 | 51 | 38.0 | 16 | 18 | 12 | 7 | 8 | 88 | 77.9 |
| at Villanova | 12/06/07 | 67-68 | L | 22-52 | .423 | 7-23 | .304 | 16-25 | .640 | 9 | 30 | 39 | 38.1 | 23 | 14 | 16 | 14 | 7 | 67 | 76.5 |
| NORTHWESTERN STATE | 12/15/07 | 82-58 | W | 25-53 | .472 | 9-20 | .450 | 23-30 | .767 | 5 | 29 | 34 | 37.7 | 10 | 17 | 17 | 7 | 12 | 82 | 77.1 |
| at Wichita St. | 12-19-07 | 47-67 | L | 18-58 | .310 | 4-21 | .190 | 7-9 | .778 | 9 | 22 | 31 | 37.0 | 13 | 6 | 11 | 5 | 5 | 47 | 74.1 |
| OREGON STATE | 12/22/07 | 67-61 | W | 20-57 | .351 | 10-23 | .435 | 17-22 | .773 | 9 | 24 | 33 | 36.6 | 15 | 15 | 10 | 6 | 8 | 67 | 73.5 |
| WASHINGTON | 12/29/07 | 65-73 | L | 26-58 | .448 | 3-13 | .231 | 10-12 | .833 | 9 | 24 | 33 | 36.3 | 18 | 9 | 18 | 4 | 7 | 65 | 72.8 |
| at Tulane | 01/02/08 | 63-68 | L | 23-57 | .404 | 8-23 | .348 | 9-14 | .643 | 13 | 17 | 30 | 35.8 | 17 | 12 | 12 | 5 | 5 | 63 | 72.0 |
| at Texas A&M | 01/05/08 | 53-79 | L | 23-62 | .371 | 3-15 | .200 | 4-8 | .500 | 9 | 22 | 31 | 35.5 | 20 | 9 | 11 | 3 | 3 | 53 | 70.6 |
| MISSISSIPPI STATE | 01/09/08 | 39-61 | L | 14-66 | .212 | 2-17 | .118 | 9-13 | .692 | 17 | 19 | 36 | 35.5 | 14 | 4 | 9 | 4 | 6 | 39 | 68.5 |
| at Ole Miss | 01-12-08 | 71-74 | L | 28-61 | .459 | 8-23 | .348 | 7-15 | .467 | 11 | 24 | 35 | 35.5 | 18 | 11 | 8 | 4 | 6 | 71 | 68.7 |
| AUBURN | 01/16/08 | 67-74 | L | 23-48 | .479 | 7-24 | .292 | 14-19 | .737 | 7 | 22 | 29 | 35.1 | 19 | 12 | 15 | 0 | 6 | 67 | 68.6 |
| at Vanderbilt | 1/19/08 | 76-92 | L | 28-59 | .475 | 4-13 | .308 | 16-19 | .842 | 13 | 25 | 38 | 35.3 | 22 | 8 | 17 | 3 | 3 | 76 | 69.0 |
| ARKANSAS | 01/26/08 | 52-68 | L | 20-69 | .290 | 5-26 | .192 | 7-8 | .875 | 19 | 18 | 37 | 35.4 | 17 | 8 | 12 | 4 | 5 | 52 | 68.1 |
| at Auburn | 01-30-08 | 81-80 | W | 31-61 | .508 | 10-25 | .400 | 9-12 | .750 | 9 | 21 | 30 | 35.1 | 14 | 16 | 7 | 5 | 1 | 81 | 68.8 |
| at University of Alab | 02/02/08 | 72-81 | L | 21-57 | .368 | 9-22 | .409 | 21-22 | .955 | 11 | 25 | 36 | 35.1 | 18 | 12 | 16 | 3 | 6 | 72 | 68.9 |
| LSU | | 1447 | | 521-1221 | .427 | 142-440 | .323 | 263-355 | .741 | 228 | 510 | 738 | 35.1 | 356 | 251 | 297 | 125 | 132 | 1447 | 68.9 |
| Opponents | | 1468 | | 535-1259 | .425 | 140-402 | .348 | 258-377 | .684 | 281 | 517 | 798 | 38.0 | 350 | 261 | 293 | 73 | 147 | 1468 | 69.9 |

Games played: 21
Points/game: 68.9
FG Pct: 42.7
3FG Pct: 32.3
FT Pct: 74.1

Rebounds/game: 35.1
Assists/game: 12.0
Turnovers/game: 14.1
Assist/turnover ratio: 0.8
Steals/game: 6.3
Blocks/game: 6.0

LSU Opponent Game-by-Game (as of Feb 02, 2008)
All games

OPPONENT STATISTICS

| Opponent | Date | Score | W/L | ---TOTAL--- | | --3-PTRS-- | | FT-FTA | | ----REBOUNDS---- | | | | PF | A | TO | Blk | Stl | Pts---Avg | |
|-----------------------|----------|-------|-----|-------------|------|------------|------|---------|-------|------------------|-----|-----|------|-----|-----|-----|-----|-----|-----------|------|
| | | | | FG-FGA | Pct | 3FG-FGA | Pct | Pct | Off | Def | Tot | Avg | | | | | | | | |
| SOUTHEASTERN LOUISIAN | 11/12/07 | 72-62 | W | 25-63 | .397 | 4-19 | .211 | 8-14 | .571 | 14 | 24 | 38 | 38.0 | 20 | 6 | 16 | 1 | 7 | 62 | 62.0 |
| MCNEESE STATE | 11/14/07 | 78-74 | W | 29-64 | .453 | 12-23 | .522 | 4-6 | .667 | 10 | 21 | 31 | 34.5 | 22 | 10 | 14 | 5 | 7 | 74 | 68.0 |
| vs OKLAHOMA STATE | 11-19-07 | 77-83 | L | 27-58 | .466 | 9-20 | .450 | 20-24 | .833 | 11 | 21 | 32 | 33.7 | 21 | 12 | 18 | 3 | 12 | 83 | 73.0 |
| vs CHAMINADE | 11-20-07 | 78-72 | W | 27-71 | .380 | 13-33 | .394 | 5-7 | .714 | 18 | 27 | 45 | 36.5 | 16 | 15 | 14 | 0 | 5 | 72 | 72.8 |
| vs ARIZONA STATE | 11-21-07 | 84-87 | Lot | 31-62 | .500 | 6-21 | .286 | 19-29 | .655 | 12 | 22 | 34 | 36.0 | 18 | 15 | 14 | 4 | 9 | 87 | 75.6 |
| NICHOLLS STATE | 11/28/07 | 68-41 | W | 16-53 | .302 | 5-24 | .208 | 4-14 | .286 | 16 | 12 | 28 | 34.7 | 16 | 10 | 19 | 0 | 14 | 41 | 69.8 |
| SOUTHERN UNIVERSITY | 11/30/07 | 88-45 | W | 16-65 | .246 | 3-19 | .158 | 10-19 | .526 | 17 | 18 | 35 | 34.7 | 14 | 4 | 14 | 4 | 9 | 45 | 66.3 |
| at Villanova | 12/06/07 | 67-68 | L | 21-62 | .339 | 3-9 | .333 | 23-34 | .676 | 17 | 26 | 43 | 35.8 | 18 | 10 | 13 | 4 | 9 | 68 | 66.5 |
| NORTHWESTERN STATE | 12/15/07 | 82-58 | W | 22-71 | .310 | 7-23 | .304 | 7-7 | 1.000 | 20 | 28 | 48 | 37.1 | 23 | 11 | 21 | 4 | 6 | 58 | 65.6 |
| at Wichita St. | 12-19-07 | 47-67 | L | 26-65 | .400 | 2-19 | .105 | 13-14 | .929 | 17 | 33 | 50 | 38.4 | 13 | 15 | 11 | 3 | 7 | 67 | 65.7 |
| OREGON STATE | 12/22/07 | 67-61 | W | 24-57 | .421 | 6-18 | .333 | 7-14 | .500 | 13 | 30 | 43 | 38.8 | 20 | 12 | 19 | 5 | 2 | 61 | 65.3 |
| WASHINGTON | 12/29/07 | 65-73 | L | 28-61 | .459 | 3-12 | .250 | 14-20 | .700 | 14 | 24 | 38 | 38.8 | 14 | 13 | 14 | 2 | 11 | 73 | 65.9 |
| at Tulane | 01/02/08 | 63-68 | L | 23-57 | .404 | 5-12 | .417 | 17-19 | .895 | 18 | 22 | 40 | 38.8 | 12 | 14 | 12 | 5 | 5 | 68 | 66.1 |
| at Texas A&M | 01/05/08 | 53-79 | L | 28-54 | .519 | 5-14 | .357 | 18-27 | .667 | 9 | 31 | 40 | 38.9 | 12 | 14 | 9 | 3 | 3 | 79 | 67.0 |
| MISSISSIPPI STATE | 01/09/08 | 39-61 | L | 24-50 | .480 | 4-18 | .222 | 9-17 | .529 | 11 | 36 | 47 | 39.5 | 15 | 11 | 17 | 10 | 5 | 61 | 66.6 |
| at Ole Miss | 01-12-08 | 71-74 | L | 28-61 | .459 | 6-20 | .300 | 12-18 | .667 | 15 | 24 | 39 | 39.4 | 15 | 11 | 9 | 1 | 2 | 74 | 67.1 |
| AUBURN | 01/16/08 | 67-74 | L | 29-53 | .547 | 9-19 | .474 | 7-15 | .467 | 7 | 21 | 28 | 38.8 | 18 | 15 | 13 | 1 | 9 | 74 | 67.5 |
| at Vanderbilt | 1/19/08 | 76-92 | L | 32-65 | .492 | 9-20 | .450 | 19-25 | .760 | 11 | 20 | 31 | 38.3 | 17 | 21 | 8 | 3 | 7 | 92 | 68.8 |
| ARKANSAS | 01/26/08 | 52-68 | L | 23-53 | .434 | 10-15 | .667 | 12-15 | .800 | 13 | 29 | 42 | 38.5 | 11 | 8 | 17 | 7 | 4 | 68 | 68.8 |
| at Auburn | 01-30-08 | 81-80 | W | 28-55 | .509 | 10-23 | .435 | 14-15 | .933 | 7 | 23 | 30 | 38.1 | 17 | 14 | 8 | 3 | 2 | 80 | 69.3 |
| at University of Alab | 02/02/08 | 72-81 | L | 28-59 | .475 | 9-21 | .429 | 16-24 | .667 | 11 | 25 | 36 | 38.0 | 18 | 20 | 13 | 5 | 12 | 81 | 69.9 |
| Opponents | | 1468 | | 535-1259 | .425 | 140-402 | .348 | 258-377 | .684 | 281 | 517 | 798 | 38.0 | 350 | 261 | 293 | 73 | 147 | 1468 | 69.9 |
| LSU | | 1447 | | 521-1221 | .427 | 142-440 | .323 | 263-355 | .741 | 228 | 510 | 738 | 35.1 | 356 | 251 | 297 | 125 | 132 | 1447 | 68.9 |

Games played: 21
Points/game: 69.9
FG Pct: 42.5
3FG Pct: 34.8
FT Pct: 68.4

Rebounds/game: 38.0
Assists/game: 12.4
Turnovers/game: 14.0
Assist/turnover ratio: 0.9
Steals/game: 7.0
Blocks/game: 3.5

LSU Game-by-Game Points-Rebounds-Assists (as of Feb 02, 2008)
All games

| Opponent | Date | Score | WL | 01 MITCHELL, | 02 MASON,DAM | 03 RANDOLPH, | 05 THORNTON, | 10 TERREBONN | 11 SPENCER,B | 13 MARTIN,TE | 14 TEMPLE,GA | 20 GREEN,GAR |
|-------------------------|----------|-------|----|-----------------|-----------------|-----------------|-----------------|-----------------|-----------------|-----------------|-----------------|-----------------|
| SOUTHEASTERN LOUISIANA | 11/12/07 | 72-62 | W | 6- 2- 3 | 5- 1- 0 | 19-13- 2 | 27- 2- 2 | DNP | 7- 1- 2 | 6- 4- 3 | 0- 1- 1 | DNP |
| MCNEESE STATE | 11/14/07 | 78-74 | W | 16-14- 3 | DNP | 12- 7- 3 | 24- 3- 2 | DNP | 2- 1- 0 | 11- 5- 2 | 9- 2- 2 | DNP |
| vs OKLAHOMA STATE | 11-19-07 | 77-83 | L | 0- 1- 0 | DNP | 5- 5- 2 | 20- 3- 1 | DNP | 10- 1- 4 | 5- 6- 0 | 17- 3- 5 | 1- 2- 1 |
| vs CHAMINADE | 11-20-07 | 78-72 | W | DNP | DNP | 21- 9- 2 | 4- 2- 0 | DNP | 11- 3- 2 | 13- 7- 1 | 9- 4- 4 | 2- 4- 1 |
| vs ARIZONA STATE | 11-21-07 | 84-87 | OL | DNP | DNP | 21- 7- 1 | 18-12- 1 | DNP | 14- 2- 3 | 3- 2- 3 | 11- 5- 7 | 2- 0- 0 |
| NICHOLLS STATE | 11/28/07 | 68-41 | W | DNP | 2- 4- 1 | 6- 7- 1 | 24- 6- 1 | 0- 0- 0 | 11- 4- 3 | 4- 2- 1 | 0- 3- 2 | 4- 5- 0 |
| SOUTHERN UNIVERSITY | 11/30/07 | 88-45 | W | DNP | 2- 4- 2 | 24-11- 1 | 22- 7- 3 | 2- 0- 2 | 0- 1- 6 | 11- 7- 1 | 3- 4- 3 | 4- 8- 0 |
| at Villanova | 12/06/07 | 67-68 | L | DNP | 2- 3- 0 | 12- 6- 1 | 15-13- 2 | DNP | 5- 1- 3 | 14- 2- 2 | 8- 3- 6 | 0- 0- 0 |
| NORTHWESTERN STATE | 12/15/07 | 82-58 | W | DNP | 0- 0- 1 | 13- 8- 4 | 22- 5- 2 | 0- 0- 0 | 9- 3- 3 | 15- 3- 4 | 4- 6- 2 | 2- 1- 0 |
| at Wichita St. | 12-19-07 | 47-67 | L | DNP | DNP | 6- 3- 1 | 12-11- 2 | DNP | 4- 1- 0 | 11- 3- 0 | 6- 2- 2 | 2- 1- 0 |
| OREGON STATE | 12/22/07 | 67-61 | W | DNP | DNP | 14- 9- 0 | 20- 6- 1 | DNP | 0- 0- 1 | 15- 2- 6 | 4- 7- 5 | 6- 1- 0 |
| WASHINGTON | 12/29/07 | 65-73 | L | DNP | DNP | 10- 9- 0 | 18- 8- 2 | DNP | 0- 1- 0 | 14- 1- 2 | 0- 3- 5 | 4- 2- 0 |
| at Tulane | 01/02/08 | 63-68 | L | DNP | 4- 6- 1 | 15- 9- 1 | 7- 1- 4 | DNP | 9- 3- 2 | 19- 1- 2 | 6- 4- 2 | 0- 2- 0 |
| at Texas A&M | 01/05/08 | 53-79 | L | DNP | DNP | 16- 7- 0 | 12- 7- 0 | DNP | 2- 1- 4 | 6- 2- 1 | 8- 3- 2 | 4- 4- 1 |
| MISSISSIPPI STATE | 01/09/08 | 39-61 | L | DNP | 7- 3- 0 | 10- 9- 0 | 12- 7- 0 | DNP | 0- 2- 0 | 4- 1- 2 | 4- 3- 1 | 2- 0- 0 |
| at Ole Miss | 01-12-08 | 71-74 | L | DNP | DNP | 18-11- 1 | 25- 3- 2 | DNP | 0- 1- 1 | 2- 2- 1 | 16- 6- 3 | 2- 1- 0 |
| AUBURN | 01/16/08 | 67-74 | L | DNP | DNP | 12- 5- 4 | 27- 6- 0 | DNP | 2- 0- 0 | 0- 1- 1 | 17- 5- 4 | 0- 0- 0 |
| at Vanderbilt | 1/19/08 | 76-92 | L | DNP | DNP | 14-19- 3 | 27- 6- 2 | DNP | 4- 1- 0 | 7- 3- 0 | 10- 4- 3 | 3- 2- 0 |
| ARKANSAS | 01/26/08 | 52-68 | L | DNP | DNP | 14- 8- 0 | 20- 5- 0 | DNP | 1- 1- 0 | 2- 1- 1 | 2- 3- 4 | 0- 1- 0 |
| at Auburn | 01-30-08 | 81-80 | W | DNP | DNP | 21- 6- 2 | 38- 7- 1 | DNP | 0- 0- 0 | 11- 1- 1 | 1- 8- 7 | DNP |
| at University of Alabam | 02/02/08 | 72-81 | L | DNP | DNP | 13-12- 1 | 22- 3- 1 | DNP | 0- 0- 1 | 12- 4- 4 | 7- 9- 5 | DNP |

| Opponent | Date | Score | WL | 21 JOHNSON,C | 30 FARRER,AL | 32 THORNTON, |
|-------------------------|----------|-------|----|-----------------|-----------------|-----------------|
| SOUTHEASTERN LOUISIANA | 11/12/07 | 72-62 | W | 2- 2- 0 | DNP | DNP |
| MCNEESE STATE | 11/14/07 | 78-74 | W | 4- 3- 1 | DNP | DNP |
| vs OKLAHOMA STATE | 11-19-07 | 77-83 | L | 19- 5- 1 | DNP | DNP |
| vs CHAMINADE | 11-20-07 | 78-72 | W | 18-11- 1 | 0- 0- 1 | DNP |
| vs ARIZONA STATE | 11-21-07 | 84-87 | OL | 11- 5- 1 | 4- 1- 2 | DNP |
| NICHOLLS STATE | 11/28/07 | 68-41 | W | 16- 6- 0 | 1- 1- 1 | DNP |
| SOUTHERN UNIVERSITY | 11/30/07 | 88-45 | W | 20- 5- 0 | 0- 2- 0 | DNP |
| at Villanova | 12/06/07 | 67-68 | L | 11- 4- 0 | DNP | DNP |
| NORTHWESTERN STATE | 12/15/07 | 82-58 | W | 16- 2- 1 | 1- 2- 0 | DNP |
| at Wichita St. | 12-19-07 | 47-67 | L | 4- 7- 0 | 2- 0- 1 | DNP |
| OREGON STATE | 12/22/07 | 67-61 | W | 6- 3- 1 | 2- 2- 1 | DNP |
| WASHINGTON | 12/29/07 | 65-73 | L | 19- 9- 0 | 0- 0- 0 | DNP |
| at Tulane | 01/02/08 | 63-68 | L | 3- 1- 0 | 0- 0- 0 | DNP |
| at Texas A&M | 01/05/08 | 53-79 | L | DNP | 5- 1- 1 | DNP |
| MISSISSIPPI STATE | 01/09/08 | 39-61 | L | DNP | 0- 4- 1 | 0- 0- 0 |
| at Ole Miss | 01-12-08 | 71-74 | L | DNP | 1- 0- 1 | 7- 8- 2 |
| AUBURN | 01/16/08 | 67-74 | L | DNP | 8- 5- 3 | 1- 2- 0 |
| at Vanderbilt | 1/19/08 | 76-92 | L | DNP | 7- 1- 0 | 4- 0- 0 |
| ARKANSAS | 01/26/08 | 52-68 | L | DNP | 11- 3- 2 | 2- 9- 1 |
| at Auburn | 01-30-08 | 81-80 | W | 6- 3- 0 | 2- 1- 2 | 2- 0- 3 |
| at University of Alabam | 02/02/08 | 72-81 | L | 13- 4- 0 | 3- 1- 0 | 2- 1- 0 |

LSU Team High/Low Analysis (as of Feb 02, 2008)
All games

LSU - TEAM GAME HIGHS

| | | |
|----------------------------|--------------|--------------------------------------|
| POINTS..... | 88 | vs Southern University (11/30/07) |
| | 84 | vs ARIZONA STATE (11-21-07) |
| | 82 | vs Northwestern State (12/15/07) |
| | 81 | at Auburn (01-30-08) |
| | 78 | vs CHAMINADE (11-20-07) |
| | 78 | vs McNeese State (11/14/07) |
| FIELD GOALS MADE..... | 35 | vs Southern University (11/30/07) |
| | 32 | vs CHAMINADE (11-20-07) |
| | 31 | at Auburn (01-30-08) |
| FIELD GOAL ATTEMPTS..... | 69 | vs Arkansas (01/26/08) |
| | 68 | vs CHAMINADE (11-20-07) |
| | 66 | vs Mississippi State (01/09/08) |
| FIELD GOAL PERCENTAGE..... | .538 (35-65) | vs Southern University (11/30/07) |
| | .521 (25-48) | vs Nicholls State (11/28/07) |
| | .510 (26-51) | vs Southeastern Louisiana (11/12/07) |
| 3 PT FIELD GOALS MADE..... | 12 | vs ARIZONA STATE (11-21-07) |
| | 11 | vs OKLAHOMA STATE (11-19-07) |
| | 10 | at Auburn (01-30-08) |
| | 10 | vs Oregon State (12/22/07) |
| 3 PT FG ATTEMPTS..... | 33 | vs ARIZONA STATE (11-21-07) |
| | 26 | vs Arkansas (01/26/08) |
| | 25 | at Auburn (01-30-08) |
| | 25 | vs OKLAHOMA STATE (11-19-07) |
| 3 PT FG PERCENTAGE..... | .450 (9-20) | vs Northwestern State (12/15/07) |
| | .440 (11-25) | vs OKLAHOMA STATE (11-19-07) |
| | .435 (10-23) | vs Oregon State (12/22/07) |
| FREE THROWS MADE..... | 23 | vs Northwestern State (12/15/07) |
| | 21 | at University of Alabama (02/02/08) |
| | 21 | vs McNeese State (11/14/07) |
| FREE THROW ATTEMPTS..... | 30 | vs Northwestern State (12/15/07) |
| | 29 | vs McNeese State (11/14/07) |
| | 25 | at Villanova (12/06/07) |
| FREE THROW PERCENTAGE..... | .955 (21-22) | at University of Alabama (02/02/08) |
| | .889 (16-18) | vs OKLAHOMA STATE (11-19-07) |
| | .875 (14-16) | vs ARIZONA STATE (11-21-07) |
| | .875 (7-8) | vs Arkansas (01/26/08) |
| REBOUNDS..... | 51 | vs Southern University (11/30/07) |
| | 41 | vs CHAMINADE (11-20-07) |
| | 39 | at Villanova (12/06/07) |
| | 39 | vs Nicholls State (11/28/07) |
| ASSISTS..... | 18 | vs Southern University (11/30/07) |
| | 18 | vs ARIZONA STATE (11-21-07) |
| | 17 | vs Northwestern State (12/15/07) |
| STEALS..... | 12 | vs Northwestern State (12/15/07) |
| | 11 | vs Southeastern Louisiana (11/12/07) |
| | 9 | vs McNeese State (11/14/07) |
| BLOCKED SHOTS..... | 14 | at Villanova (12/06/07) |
| | 11 | vs CHAMINADE (11-20-07) |
| | 11 | vs McNeese State (11/14/07) |
| TURNOVERS..... | 26 | vs OKLAHOMA STATE (11-19-07) |
| FOULS..... | 25 | vs ARIZONA STATE (11-21-07) |
| | 25 | vs OKLAHOMA STATE (11-19-07) |
| | 23 | at Villanova (12/06/07) |

LSU High/Low Analysis (as of Feb 02, 2008)
All games

Opponent - GAME HIGHS

| | | |
|----------------------------|---------------|-------------------------------------|
| POINTS..... | 92 | at Vanderbilt (1/19/08) |
| | 87 | vs ARIZONA STATE (11-21-07) |
| | 83 | vs OKLAHOMA STATE (11-19-07) |
| | 81 | at University of Alabama (02/02/08) |
| | 80 | at Auburn (01-30-08) |
| FIELD GOALS MADE..... | 32 | at Vanderbilt (1/19/08) |
| | 31 | vs ARIZONA STATE (11-21-07) |
| | 29 | vs Auburn (01/16/08) |
| | 29 | vs McNeese State (11/14/07) |
| FIELD GOAL ATTEMPTS..... | 71 | vs Northwestern State (12/15/07) |
| | 71 | vs CHAMINADE (11-20-07) |
| | 65 | at Vanderbilt (1/19/08) |
| | 65 | at Wichita St. (12-19-07) |
| | 65 | vs Southern University (11/30/07) |
| FIELD GOAL PERCENTAGE..... | .547 (29-53) | vs Auburn (01/16/08) |
| | .519 (28-54) | at Texas A&M (01/05/08) |
| | .509 (28-55) | at Auburn (01-30-08) |
| 3 PT FIELD GOALS MADE..... | 13 | vs CHAMINADE (11-20-07) |
| | 12 | vs McNeese State (11/14/07) |
| | 10 | at Auburn (01-30-08) |
| | 10 | vs Arkansas (01/26/08) |
| 3 PT FG ATTEMPTS..... | 33 | vs CHAMINADE (11-20-07) |
| | 24 | vs Nicholls State (11/28/07) |
| | 23 | at Auburn (01-30-08) |
| | 23 | vs Northwestern State (12/15/07) |
| | 23 | vs McNeese State (11/14/07) |
| 3 PT FG PERCENTAGE..... | .667 (10-15) | vs Arkansas (01/26/08) |
| | .522 (12-23) | vs McNeese State (11/14/07) |
| | .474 (9-19) | vs Auburn (01/16/08) |
| FREE THROWS MADE..... | 23 | at Villanova (12/06/07) |
| | 20 | vs OKLAHOMA STATE (11-19-07) |
| | 19 | at Vanderbilt (1/19/08) |
| | 19 | vs ARIZONA STATE (11-21-07) |
| FREE THROW ATTEMPTS..... | 34 | at Villanova (12/06/07) |
| | 29 | vs ARIZONA STATE (11-21-07) |
| | 27 | at Texas A&M (01/05/08) |
| FREE THROW PERCENTAGE..... | 1.000 (7-7) | vs Northwestern State (12/15/07) |
| | .933 (14-15) | at Auburn (01-30-08) |
| | .929 (13-14) | at Wichita St. (12-19-07) |
| REBOUNDS..... | 50 | at Wichita St. (12-19-07) |
| | 48 | vs Northwestern State (12/15/07) |
| | 47 | vs Mississippi State (01/09/08) |
| ASSISTS..... | 21 | at Vanderbilt (1/19/08) |
| | 20 | at University of Alabama (02/02/08) |
| | 15 | vs Auburn (01/16/08) |
| | 15 | at Wichita St. (12-19-07) |
| | 15 | vs ARIZONA STATE (11-21-07) |
| | 15 | vs CHAMINADE (11-20-07) |
| STEALS..... | 14 | vs Nicholls State (11/28/07) |
| | 12 | at University of Alabama (02/02/08) |
| | 12 | vs OKLAHOMA STATE (11-19-07) |
| BLOCKED SHOTS..... | 10 | vs Mississippi State (01/09/08) |
| | 7 | vs Arkansas (01/26/08) |
| | 5 | at University of Alabama (02/02/08) |
| | 5 | at Tulane (01/02/08) |
| | 5 | vs Oregon State (12/22/07) |

LSU High/Low Analysis (as of Feb 02, 2008)
All games

LSU - GAME LOWS

| | | |
|----------------------------|--------------|--------------------------------------|
| POINTS..... | 39 | vs Mississippi State (01/09/08) |
| | 47 | at Wichita St. (12-19-07) |
| | 52 | vs Arkansas (01/26/08) |
| | 53 | at Texas A&M (01/05/08) |
| | 63 | at Tulane (01/02/08) |
| FIELD GOALS MADE..... | 14 | vs Mississippi State (01/09/08) |
| | 18 | at Wichita St. (12-19-07) |
| | 20 | vs Oregon State (12/22/07) |
| | 20 | vs Arkansas (01/26/08) |
| FIELD GOAL ATTEMPTS..... | 48 | vs Nicholls State (11/28/07) |
| | 48 | vs Auburn (01/16/08) |
| | 51 | vs Southeastern Louisiana (11/12/07) |
| FIELD GOAL PERCENTAGE..... | .212 (14-66) | vs Mississippi State (01/09/08) |
| | .290 (20-69) | vs Arkansas (01/26/08) |
| | .310 (18-58) | at Wichita St. (12-19-07) |
| 3 PT FIELD GOALS MADE..... | 2 | vs Mississippi State (01/09/08) |
| | 3 | vs McNeese State (11/14/07) |
| | 3 | vs Washington (12/29/07) |
| | 3 | at Texas A&M (01/05/08) |
| 3 PT FG ATTEMPTS..... | 13 | vs Washington (12/29/07) |
| | 13 | at Vanderbilt (1/19/08) |
| | 15 | at Texas A&M (01/05/08) |
| 3 PT FG PERCENTAGE..... | .118 (2-17) | vs Mississippi State (01/09/08) |
| | .167 (3-18) | vs McNeese State (11/14/07) |
| | .190 (4-21) | at Wichita St. (12-19-07) |
| FREE THROWS MADE..... | 4 | at Texas A&M (01/05/08) |
| | 7 | vs CHAMINADE (11-20-07) |
| | 7 | at Wichita St. (12-19-07) |
| | 7 | at Ole Miss (01-12-08) |
| | 7 | vs Arkansas (01/26/08) |
| FREE THROW ATTEMPTS..... | 8 | at Texas A&M (01/05/08) |
| | 8 | vs Arkansas (01/26/08) |
| | 9 | at Wichita St. (12-19-07) |
| FREE THROW PERCENTAGE..... | .467 (7-15) | at Ole Miss (01-12-08) |
| | .500 (4-8) | at Texas A&M (01/05/08) |
| | .500 (7-14) | vs CHAMINADE (11-20-07) |
| REBOUNDS..... | 29 | vs Southeastern Louisiana (11/12/07) |
| | 29 | vs Auburn (01/16/08) |
| | 30 | at Tulane (01/02/08) |
| | 30 | at Auburn (01-30-08) |
| ASSISTS..... | 4 | vs Mississippi State (01/09/08) |
| | 6 | at Wichita St. (12-19-07) |
| | 8 | at Vanderbilt (1/19/08) |
| | 8 | vs Arkansas (01/26/08) |
| STEALS..... | 1 | at Auburn (01-30-08) |
| | 3 | at Texas A&M (01/05/08) |
| | 3 | at Vanderbilt (1/19/08) |
| BLOCKED SHOTS..... | 0 | vs Auburn (01/16/08) |
| | 3 | at Texas A&M (01/05/08) |
| | 3 | at Vanderbilt (1/19/08) |
| | 3 | at University of Alabama (02/02/08) |
| TURNOVERS..... | 7 | at Auburn (01-30-08) |
| FOULS..... | 10 | vs Northwestern State (12/15/07) |
| | 11 | vs McNeese State (11/14/07) |
| | 13 | vs CHAMINADE (11-20-07) |
| | 13 | vs Nicholls State (11/28/07) |

LSU High/Low Analysis (as of Feb 02, 2008)
All games

Opponent - GAME LOWS

| | | |
|----------------------------|--------------|--------------------------------------|
| POINTS..... | 41 | vs Nicholls State (11/28/07) |
| | 45 | vs Southern University (11/30/07) |
| | 58 | vs Northwestern State (12/15/07) |
| | 61 | vs Oregon State (12/22/07) |
| | 61 | vs Mississippi State (01/09/08) |
| FIELD GOALS MADE..... | 16 | vs Nicholls State (11/28/07) |
| | 16 | vs Southern University (11/30/07) |
| | 21 | at Villanova (12/06/07) |
| FIELD GOAL ATTEMPTS..... | 50 | vs Mississippi State (01/09/08) |
| | 53 | vs Nicholls State (11/28/07) |
| | 53 | vs Auburn (01/16/08) |
| | 53 | vs Arkansas (01/26/08) |
| FIELD GOAL PERCENTAGE..... | .246 (16-65) | vs Southern University (11/30/07) |
| | .302 (16-53) | vs Nicholls State (11/28/07) |
| | .310 (22-71) | vs Northwestern State (12/15/07) |
| 3 PT FIELD GOALS MADE..... | 2 | at Wichita St. (12-19-07) |
| | 3 | vs Southern University (11/30/07) |
| | 3 | at Villanova (12/06/07) |
| | 3 | vs Washington (12/29/07) |
| 3 PT FG ATTEMPTS..... | 9 | at Villanova (12/06/07) |
| | 12 | vs Washington (12/29/07) |
| | 12 | at Tulane (01/02/08) |
| 3 PT FG PERCENTAGE..... | .105 (2-19) | at Wichita St. (12-19-07) |
| | .158 (3-19) | vs Southern University (11/30/07) |
| | .208 (5-24) | vs Nicholls State (11/28/07) |
| FREE THROWS MADE..... | 4 | vs McNeese State (11/14/07) |
| | 4 | vs Nicholls State (11/28/07) |
| | 5 | vs CHAMINADE (11-20-07) |
| FREE THROW ATTEMPTS..... | 6 | vs McNeese State (11/14/07) |
| | 7 | vs CHAMINADE (11-20-07) |
| | 7 | vs Northwestern State (12/15/07) |
| FREE THROW PERCENTAGE..... | .286 (4-14) | vs Nicholls State (11/28/07) |
| | .467 (7-15) | vs Auburn (01/16/08) |
| | .500 (7-14) | vs Oregon State (12/22/07) |
| REBOUNDS..... | 28 | vs Nicholls State (11/28/07) |
| | 28 | vs Auburn (01/16/08) |
| | 30 | at Auburn (01-30-08) |
| ASSISTS..... | 4 | vs Southern University (11/30/07) |
| | 6 | vs Southeastern Louisiana (11/12/07) |
| | 8 | vs Arkansas (01/26/08) |
| STEALS..... | 2 | vs Oregon State (12/22/07) |
| | 2 | at Ole Miss (01-12-08) |
| | 2 | at Auburn (01-30-08) |
| BLOCKED SHOTS..... | 0 | vs CHAMINADE (11-20-07) |
| | 0 | vs Nicholls State (11/28/07) |
| | 1 | vs Southeastern Louisiana (11/12/07) |
| | 1 | at Ole Miss (01-12-08) |
| | 1 | vs Auburn (01/16/08) |
| TURNOVERS..... | 8 | at Vanderbilt (1/19/08) |
| | 8 | at Auburn (01-30-08) |
| FOULS..... | 11 | vs Arkansas (01/26/08) |
| | 12 | at Tulane (01/02/08) |
| | 12 | at Texas A&M (01/05/08) |

LSU Player High/Low Analysis (as of Feb 02, 2008)
All games

LSU - INDIVIDUAL GAME HIGHS

| | | |
|-------------------------------|---------------------|---|
| POINTS..... | 38 | Thornton, Marcus at Auburn (01-30-08) |
| | 27 | Thornton, Marcus at Vanderbilt (1/19/08) |
| | 27 | Thornton, Marcus vs Auburn (01/16/08) |
| | 27 | Thornton, Marcus vs Southeastern Louisiana (11/12/07) |
| | 25 | Thornton, Marcus at Ole Miss (01-12-08) |
| FIELD GOALS MADE..... | 14 | Thornton, Marcus at Auburn (01-30-08) |
| | 10 | Thornton, Marcus at Vanderbilt (1/19/08) |
| | 10 | Randolph, Anthony vs Southern University (11/30/07) |
| | 9 | Randolph, Anthony at Auburn (01-30-08) |
| | 9 | Thornton, Marcus at Ole Miss (01-12-08) |
| | 9 | Johnson, Chris vs Washington (12/29/07) |
| | 9 | Thornton, Marcus vs Southern University (11/30/07) |
| | 9 | Thornton, Marcus vs Nicholls State (11/28/07) |
| | 9 | Randolph, Anthony vs CHAMINADE (11-20-07) |
| | FIELD GOAL ATT..... | 23 |
| 21 | | Thornton, Marcus at Vanderbilt (1/19/08) |
| 20 | | Thornton, Marcus vs Arkansas (01/26/08) |
| 20 | | Thornton, Marcus vs Auburn (01/16/08) |
| 20 | | Thornton, Marcus at Ole Miss (01-12-08) |
| FG PCT (min 7 made)..... | .889 (8-9) | Johnson, Chris vs OKLAHOMA STATE (11-19-07) |
| | .750 (9-12) | Johnson, Chris vs Washington (12/29/07) |
| | .714 (10-14) | Randolph, Anthony vs Southern University (11/30/07) |
| | .700 (7-10) | Johnson, Chris vs Southern University (11/30/07) |
| | .643 (9-14) | Randolph, Anthony vs CHAMINADE (11-20-07) |
| 3 PT FG MADE..... | 8 | Thornton, Marcus at Auburn (01-30-08) |
| | 6 | Thornton, Marcus vs Auburn (01/16/08) |
| | 6 | Thornton, Marcus vs Oregon State (12/22/07) |
| | 4 | Thornton, Marcus at University of Alabama (02/02/08) |
| | 4 | Thornton, Marcus vs Arkansas (01/26/08) |
| | 4 | Temple, Garrett at Ole Miss (01-12-08) |
| | 4 | Thornton, Marcus at Ole Miss (01-12-08) |
| | 4 | Martin, Terry at Tulane (01/02/08) |
| | 4 | Thornton, Marcus vs Northwestern State (12/15/07) |
| | 4 | Martin, Terry at Villanova (12/06/07) |
| | 4 | Thornton, Marcus vs Southern University (11/30/07) |
| | 4 | Thornton, Marcus vs Nicholls State (11/28/07) |
| | 4 | Spencer, Bo vs ARIZONA STATE (11-21-07) |
| | 4 | Thornton, Marcus vs ARIZONA STATE (11-21-07) |
| | 4 | Thornton, Marcus vs Southeastern Louisiana (11/12/07) |
| 3 PT FG ATTEMPTS..... | 16 | Thornton, Marcus vs Auburn (01/16/08) |
| | 15 | Thornton, Marcus at Auburn (01-30-08) |
| | 12 | Thornton, Marcus vs ARIZONA STATE (11-21-07) |
| 3-PT FG PCT (min 4 made)..... | .667 (4-6) | Martin, Terry at Villanova (12/06/07) |
| | .600 (6-10) | Thornton, Marcus vs Oregon State (12/22/07) |
| | .571 (4-7) | Thornton, Marcus vs Southern University (11/30/07) |
| | .571 (4-7) | Thornton, Marcus vs Southeastern Louisiana (11/12/07) |
| | .533 (8-15) | Thornton, Marcus at Auburn (01-30-08) |
| FREE THROWS MADE..... | 8 | Temple, Garrett vs Auburn (01/16/08) |
| | 8 | Randolph, Anthony vs Oregon State (12/22/07) |
| | 8 | Mitchell, Tasmin vs McNeese State (11/14/07) |
| | 7 | Randolph, Anthony vs Northwestern State (12/15/07) |
| | 7 | Thornton, Marcus vs Southeastern Louisiana (11/12/07) |
| FREE THROW ATT..... | 12 | Randolph, Anthony vs Oregon State (12/22/07) |
| | 10 | Randolph, Anthony vs Northwestern State (12/15/07) |

| | | |
|--------------------------|--------------|--|
| | 10 | Mitchell, Tasmin vs McNeese State (11/14/07) |
| FT PCT (min 7 made)..... | .889 (8-9) | Temple, Garrett vs Auburn (01/16/08) |
| | .800 (8-10) | Mitchell, Tasmin vs McNeese State (11/14/07) |
| | .778 (7-9) | Thornton, Marcus vs Southeastern Louisiana (11/12/07) |
| | .700 (7-10) | Randolph, Anthony vs Northwestern State (12/15/07) |
| | .667 (8-12) | Randolph, Anthony vs Oregon State (12/22/07) |
| REBOUNDS..... | 19 | Randolph, Anthony at Vanderbilt (1/19/08) |
| | 14 | Mitchell, Tasmin vs McNeese State (11/14/07) |
| | 13 | Thornton, Marcus at Villanova (12/06/07) |
| | 13 | Randolph, Anthony vs Southeastern Louisiana (11/12/07) |
| | 12 | Randolph, Anthony at University of Alabama (02/02/08) |
| | 12 | Thornton, Marcus vs ARIZONA STATE (11-21-07) |
| ASSISTS..... | 7 | Temple, Garrett at Auburn (01-30-08) |
| | 7 | Temple, Garrett vs ARIZONA STATE (11-21-07) |
| | 6 | Martin, Terry vs Oregon State (12/22/07) |
| | 6 | Temple, Garrett at Villanova (12/06/07) |
| | 6 | Spencer, Bo vs Southern University (11/30/07) |
| STEALS..... | 4 | Randolph, Anthony at Wichita St. (12-19-07) |
| | 4 | Thornton, Marcus vs Southern University (11/30/07) |
| | 4 | Mitchell, Tasmin vs McNeese State (11/14/07) |
| | 4 | Randolph, Anthony vs Southeastern Louisiana (11/12/07) |
| | 3 | Temple, Garrett at University of Alabama (02/02/08) |
| | 3 | Thornton, Marcus vs Auburn (01/16/08) |
| | 3 | Mason, Dameon vs Mississippi State (01/09/08) |
| | 3 | Randolph, Anthony vs Washington (12/29/07) |
| | 3 | Johnson, Chris vs Northwestern State (12/15/07) |
| | 3 | Thornton, Marcus vs Northwestern State (12/15/07) |
| | 3 | Temple, Garrett at Villanova (12/06/07) |
| | 3 | Randolph, Anthony vs Nicholls State (11/28/07) |
| | 3 | Temple, Garrett vs Nicholls State (11/28/07) |
| | 3 | Temple, Garrett vs CHAMINADE (11-20-07) |
| BLOCKED SHOTS..... | 6 | Johnson, Chris vs McNeese State (11/14/07) |
| | 6 | Randolph, Anthony vs Southeastern Louisiana (11/12/07) |
| | 5 | Randolph, Anthony vs Southern University (11/30/07) |
| | 4 | Randolph, Anthony vs Arkansas (01/26/08) |
| | 4 | Randolph, Anthony vs Northwestern State (12/15/07) |
| | 4 | Randolph, Anthony at Villanova (12/06/07) |
| TURNOVERS..... | 7 | Johnson, Chris vs OKLAHOMA STATE (11-19-07) |
| FOULS..... | 5 | Martin, Terry vs Auburn (01/16/08) |
| | 5 | Temple, Garrett at Texas A&M (01/05/08) |
| | 5 | Randolph, Anthony at Villanova (12/06/07) |
| | 5 | Johnson, Chris vs ARIZONA STATE (11-21-07) |
| | 5 | Green, Garrett vs OKLAHOMA STATE (11-19-07) |