



# LSU Fighting Tigers (7-10, 0-3)

at

## Vanderbilt University (16-2, 1-2)

January 19, 2008, Noon CST (LSU Sports Radio Network, Raycom Sports)  
Memorial Gymnasium -- Nashville, Tenn.

### 2007-08 Schedule

OPPONENT	TIME
N1 BELHAVEN (Exh.)	W, 108-57
N6 GLOBAL SPORTS (Exh.)	W, 72-68
N12 SOUTHEASTERN LA. (CST)	W, 72-62
N14 MCNEESE STATE (CST)	W, 78-74
N19 1-Oklahoma State (ESPN2)	L, 77-83
N20 1-Chaminade (ESPNU)	W, 78-72
N21 1-Arizona State (ESPN2) (ot)	L, 84-87
N28 NICHOLLS STATE (CST)	W, 68-41
N30 SOUTHERN	W, 88-45
D6 2-Villanova (ESPN)	L, 67-68.
D15 NORTHWESTERN STATE	W, 82-58
D19 At Wichita State (CST-TD)	L, 47-67
D22 OREGON STATE (CST)	W, 67-61
D29 WASHINGTON (FSN/SUN)	L, 65-73
J2 3-At Tulane (CSTV)	L, 63-68
J5 at Texas A&M (ESPNU)	L, 53-79
J9 MISSISSIPPI STATE *	L, 39-61
J12 at Ole Miss * (FSN/SUN)	L, 71-74
J16 AUBURN *	L, 67-74
J19 at Vanderbilt * (Raycom)	Noon
J26 ARKANSAS * (ESPN Classic)	8 p.m.
J30 at Auburn *	7 p.m.
F2 at Alabama * (Raycom)	2 p.m.
F9 TENNESSEE * (Raycom)	2 p.m.
F13 at Florida * (Raycom)	7 p.m.
F16 KENTUCKY * (Raycom)	Noon
F20 at Arkansas * (Raycom)	7 p.m.
F23 OLE MISS * (FSN/SUN)	5 p.m.
F27 at South Carolina *	6:30 p.m.
M2 GEORGIA * (Raycom)	1 p.m.
M5 ALABAMA * (CST)	7 p.m.
M8 at Mississippi State *	TBA
M13-16 4-SEC Tourn. (Raycom, CBS)	TBA

\* - Denotes SEC Games.  
1-EA Sports Maui Inv.; 2-Pizza Hut Big East/SEC Inv.; 3-New Orleans Arena; 4-Atlanta, Ga. (Georgia Dome)

### On the Air

#### TELEVISION \* Raycom Sports

Talent: Tom Hammond; Larry Conley  
Stations in La.: Alexandria -- KLAX; Baton Rouge -- WAFB; Lafayette -- KLAJ; Lake Charles -- KVHP; Monore -- KEJB; New Orleans --WUPL; Shreveport -- KMSS.

#### RADIO \* LSU Sports Radio Network

Play-by-Play: Jim Hawthorne  
Analyst/Host: Kevin Ford  
Available on SEC XM Satellite Radio

### Series History

#### Vandy Leads: 54-48

LAST TIME: L, 53-64, 1/24/07 (Baton Rouge, La.)  
AT BATON ROUGE: 29-16  
AT NASHVILLE: 14-34  
NEUTRAL SITES: 5-4

### Projected LSU Starters and Notes (based on last game):

- G 5 Marcus Thornton (6-4, 190, Jr., Baton Rouge) 18.2 ppg, 6.0 rpg**  
Back-to-back 20 point games (25 at Ole Miss, 27 vs. Auburn) ... Auburn total ties season high set in first game ... Nine 20-point efforts ... Hit 6 treys against Auburn for second time this year.
- G 14 Garrett Temple (6-6, 185, Jr., Baton Rouge, La.) 7.2 ppg, 3.8 rpg, 3.3 apg**  
Primary point guard, has already broken into school top 10 lists in career assists, blocks ... 16 pts., 4-of-8 treys at Ole Miss (1/12); 17 pts., 8-9 FTs, 4 asts vs. Auburn (1/16) ... Last five games, 51 points.
- G 30 Alex Farrer (6-5, 200, So., Phoenix, Ariz.) 1.8 ppg, 1.4 rpg**  
Played 52 minutes in last two games combined, including first start against Auburn (1/16), scoring career best eight points and playing 34 minutes ... Was 4-of-7 from the field.
- F 32 Quintin Thornton (6-8, 230, Jr., Orlando, Fla.) 3.5 ppg, 4.0 rpg**  
Made his first LSU start against Auburn (1/16) ... Has played just three games since coming back from torn pectoral muscle in the first week of preseason practice ... 7 pts, 8 reb at Ole Miss off bench (1/12).
- F 3 Anthony Randolph (6-10, 190, Fr., Dallas, Texas) 13.8 ppg, 7.9 rpg, 2.5 bpg**  
Had his third double-double at Ole Miss (1/12) with 18 points and 11 rebounds, hitting 8-of-14 field goals ... 13 double figure scoring games, including each of the last seven ... Second among SEC freshman in rebounds, 1st in blocks ... Second overall in blocks.

## Another Tough Road Game

Vanderbilt may not need its "Memorial Magic" to be the favorite Saturday at noon when LSU comes to Nashville to take on the Commodores ... Vanderbilt is nationally-ranked, although they lost for the second straight league game Thursday night at Tennessee ... LSU is still trying to find the consistency to put a 40-minute game together after showing stretches of good play in the last two games against Ole Miss and Auburn ... After this game, the Tigers return home to face Arkansas after having the mid-week off ... The game is set for Saturday, Jan. 28 at 8 p.m. on ESPN Classic.

### Last Time Out

The Tigers got off to a strong start getting out to a 17-2 advantage and later in the first 13 minutes a 24-7 advantage over Auburn Wednesday night at the Maravich Center, but was unable to sustain the effort as Auburn got on track and closed the game to 32-28 at the intermission ... The Tigers opened up a nine-point second half advantage before again Auburn came back to tie the game, the first

of eight times in the final 11 minutes of the game ... The teams battled almost evenly until LSU took a 61-60 lead with 3:48 to go with Auburn went on an 11-0 run to ice the game as LSU could not make enough plays down the stretch.

### The Tigers and Commodores

Vanderbilt stopped LSU conference game home win streak last year on Jan. 24, 2007 with a 64-53 victory at the Maravich Center ... It was the first loss in a conference game at home after 19 consecutive wins.

### Tall and Lean, Not Big and Mean

LSU finally snapped its streak of being out rebounded at eight games, but again found itself on the losing end of the score when it out rebounded an opponent.

### Team Facts LSU

**RECORD:** 7-10, 0-3  
**LAST GAME:** L, 67-74, vs. Auburn (1/16)  
**RANKINGS:** NA  
**HEAD COACH:** John Brady  
**CAREER RECORD:** 280-213 (17th year)  
**LSU RECORD:** 191-136 (11th year)  
**VS. VANDY:** 6-7

### VANDERBILT

**RECORD:** 16-2, 1-2  
**LAST GAME:** L, 60-80, at Tennessee (1/17)  
**RANKINGS:** 16 AP, 15 ESPN/USA Today  
**HEAD COACH:** Kevin Stallings  
**CAREER RECORD:** 283-173 (15th year)  
**VU RECORD:** 160-110 (9th year)  
**VS. LSU:** 5-6

**LSU Sports Information**  
PO Box 25095, Baton Rouge, LA 70894

**Basketball Contact: C. Kent Lowe**  
www.LSUsports.net

**Phone - 225.578.8226**  
**Fax - 225.578.1861**

# Media Services

## John Brady Interview Opportunities

### After Practice

Coach John Brady is usually available after most practices sessions. Most practices start between 3 and 4 p.m. (depending on pre-practice video sessions and weights) and usually finish between 5 and 6 p.m. Contact Basketball SID Kent Lowe (225-578-1864) to confirm practice times.

### SEC Teleconference

The 12 SEC coaches are featured on a teleconference each Monday and Thursday January through March through the conference season. The conference starts at 10 a.m. (CST). Coach Brady is on at 10:28 a.m. CST. To access the media only number contact Kent Lowe or the Southeastern Conference Media Relations Office (205-458-3010).

### By Appointment, By Phone

Coach Brady is available for

interviews most non-gameday mornings prior to noon. Please contact either Kent Lowe (225-578-1864) or Basketball Secretary Pam LeBlanc (225-578-8217).

### The John Brady Show, Presented by Whitney Bank on The LSU Sports Radio Network

The weekly call-in show takes place Monday at 7 p.m. from Walkon's Bistro at the corner of Nicholson and Burbank ... The show runs through the end of the regular season ... The show airs in Baton Rouge on Eagle 98.1 FM, on the Internet at [www.LSUsports.net](http://www.LSUsports.net) and on many LSU Sports Radio Network affiliates.

### Inside LSU Basketball with Coach John Brady

Coach Brady's weekly TV show is on a state-wide network ... WBRZ-TV, Channel 2, will carry the show at 10:35 p.m. Sunday ... The show

runs through March 9 ... Besides WBRZ-TV, the show can be seen on Cox Cable 4 in Baton Rouge Mondays at 9:30 p.m. and on Cox Sports Television (Ch. 37 on Cox Cable) on Wednesdays at 5:30 p.m. ... Other markets airing the show are KLAX-TV in Alexandria, Cox Channel 8 in Lake Charles, KEJB-TV in Monroe, KWBj in Mogan City, WGNO-TV in New Orleans and KMSS in Shreveport.

## LSU Player Interview Opportunities

### Post Practice

The best time to contact LSU players is usually at the conclusion of practice. Again, please let Basketball SID Kent Lowe know your interview intentions as far in advance as possible.

### LSU Satellite Newsfeed

For more information on satellite feeds and coordinates please call Assistant Athletic Director/Television Kevin Wagner (225-578-1797).

### Post Game

Coach Brady will be in the L-Club Room of the Maravich Center to visit with the media ... Requested players will be brought to the L-Club after they shower and dress and Coach Brady has finished his post-game remarks ... **THE LSU DRESSING ROOM IS CLOSED** ... To reach the L-Club, exit the building on the Southwest side and once outside turn left and go down the

first set of steps to the L-Club ... The visiting team dressing area is in the Northeast Corridor and across from the media work area ... The visiting coach has an interview area (where the pre-game meal is served) that he can use for his post-game media obligations if he wishes.

## Who to Contact

### LSU Sports Information Office

(225) 578-8226

### Asst. AD/Sports Info. Director

Michael Bonnette - [mbonnet@lsu.edu](mailto:mbonnet@lsu.edu)

### Sr. Associate SID (Basketball)

C. Kent Lowe - [clowe@lsu.edu](mailto:clowe@lsu.edu)

### Asst. Men's Basketball Contact

Alex Restrepo - [arestr1@lsu.edu](mailto:arestr1@lsu.edu)

### LSU Sports Television Network

(225) 578-1797

### Director of Television

Kevin Wagner - [jwagne2@lsu.edu](mailto:jwagne2@lsu.edu)

### Manager/Television

John Schiebe -- [jschieb@lsu.edu](mailto:jschieb@lsu.edu)

### LSU Sports Radio Network

(225) 578-1882

### Director of Radio

Jim Hawthorne - [lsuradio@lsu.edu](mailto:lsuradio@lsu.edu)

## LSU Athletics Online

### [www.LSUsports.net](http://www.LSUsports.net)

The Official Website of LSU Athletics is home to all the basketball information you need. Schedules, results, rosters, bios, statistics and game notes can be found. The **GAMEDAY** section, updated daily, has all relevant info for the upcoming game.

### <http://media.lsusports.net>

Media can access images for all LSU teams, including action shots, heads shots, logos, etc. To gain access, email Michael Bonnette or Kent Lowe. You will be assigned a login and password that will enable you to retrieve pictures. This service is for the media use only.

### [LSUsports.net/media](http://LSUsports.net/media)

Request Credentials online, Read the latest Game Notes and Submit Photo Requests.

C. Kent Lowe <a href="mailto:clowe@lsu.edu">clowe@lsu.edu</a>							
Weekly Schedule (Subject to change)							
MONDAY 14	TUESDAY 15	WEDNESDAY 16	THURSDAY 17	FRIDAY 18	SATURDAY 19	SUNDAY 20	
Practice at 3:30 p.m. SEC Teleconference, 10 a.m.; John Brady at 10:28 a.m. John Brady Radio Show, 7 p.m. Walkons	Practice, 3 p.m.	Game 17 -- Auburn at LSU (Maravich Center), 7 p.m. LSU Sports Radio Network. Tickets \$14 adults, \$5 youth (ages 3-12)	Practice at 3:30 p.m. SEC Teleconference, 10 a.m.; John Brady at 10:28 a.m.	Tigers fly to Nashville, charter 2 p.m.	Game 18 -- LSU at Vanderbilt (Memorial Gym), Noon. TV-Raycom; LSU Sports Radio Network.	Off Inside LSU Basketball, 10:35 p.m. (WBRZ-TV, Ch. 2) and LSU Sports Television Network affiliates	
MONDAY 21	TUESDAY 22	WEDNESDAY 23	THURSDAY 24	FRIDAY 25	SATURDAY 26	SUNDAY 27	
Practice at 3:30 p.m. SEC Teleconference, Brady at 10:28 a.m. John Brady Radio Show, 7 p.m. Walkons	Practice, 3 p.m.	Practice 3 p.m.	Practice 3 p.m.	Practice 3 p.m.	Game 19 -- Arkansas at LSU (Maravich Center), 8 p.m. TV-ESPN Classic; LSU Sports Radio Network. Tickets \$14, \$5 youth (ages 3-12)	Off Inside LSU Basketball, 10:35 p.m. (WBRZ-TV, Ch. 2) and LSU Sports Television Network affiliates	

# John Brady

Head Coach • 11th Year

When John Brady first put a team on the floor of the Pete Maravich Assembly Center, his Tiger squad was undermanned, undersized and underdogs.

Teams hated to play the Tigers then because John Brady coached his team hard and they responded with several strong performances against the leagues top teams, but not many wins. The strong performances continued as the years went on, but now LSU was winning.

In 11 years as head coach at LSU, John Brady has coached the LSU team as only he knows how -- with heart and passion, and knowledge of the game that makes him one of the best at in-game decisions.

The LSU Tigers, in 2006, won the SEC regular season title with a 14-2 record and won the Western Division for the second straight year. LSU has won 31 SEC games the last three years, one of the best totals in the league over the last three years, and during that time period, LSU had a streak of 19 straight conference home wins that spanned portions of four seasons from 2004-07.

The SEC Championship in 2006 was Brady's second and the school's first outright championship in 21 years.

LSU has had six consecutive winning seasons under John Brady and only three times in the program history have there been longer consecutive years of winning.

Three times, John Brady has coached the SEC Player of the Year and he has coached the SEC Freshman of the Year four times.

Brady's 184 wins are the third most wins by an LSU basketball coach and only two LSU basketball coaches have served longer tenures.

Brady's knowledge of the game and his belief in discipline and respon-

sibility for actions on and off the floor have made the program strong again, one that LSU fans are proud of.

Brady's plan isn't just taking place on a hardwood floor in the Maravich Center. He has worked hard to show the public that athletic and academic pursuits of the players should be challenged to the fullest.

That's part of the reason that LSU basketball is not only a success on the court, but in the classroom as well.

Brady came to LSU after six highly successful seasons at Samford University in Birmingham, Ala. In his six-year tenure (1992-97), he turned the team into a consistent winner, posting a record of 89-77. In Brady's six years at Samford, the team had three first-team and five second team all-league selections.

Now at LSU, the numbers are beginning to work for Brady both on and off the floor. He has had 33 players earn Academic Honor Roll status at LSU, plus 18 players who have received their degrees from LSU.

The 53-year-old Brady is the father of two daughters (Brittany-17, Brooke-13) and is married to the former Misty Champagne.

In his first 10 seasons, Brady has taken the Tigers a long way, including to college basketball's pinnacle, the NCAA Final Four. The results are a program that is solid both athletically and academically. The top athletes in the country are seriously putting LSU at the top of their lists and Brady is earning the respect of his peers in the league.

He has re-established LSU back as a national factor in college basketball and the work is being done to keep LSU there for years to come.

- 1** >NCAA Final Four Appearance (2006)
- 2** >SEC Championships >Sweet Sixteen Appearances (2000, 2006)
- 3** >SEC Player of the Year Selections (Swift - 2000, Bass - 2005, Davis - 2006) >SEC Western Division Championships (2000, 2005, 2006)
- 4** >SEC Freshman of the Year Selections (Bright - 2000, Bass - 2004, Davis - 2005, Thomas - 2006)
- 6** >Postseason tournament appearances in the last eight years
- 18** >Number of LSU players who have graduated
- 33** >Academic All-SEC honorees



## The Brady File

**NAME:** John Brady  
**BIRTH DATE:** Sept. 17, 1954 (McComb, Miss.)  
**AGE:** 53  
**HOMETOWN:** McComb, Miss.  
**WIFE:** Misty  
**CHILDREN:** Brittany (17), Brooke (13)  
**HIGH SCHOOL:** McComb HS; McComb,  
**COLLEGE:** BS, Belhaven College, 1976  
 M. Ed., Mississippi State, 1977

## PLAYING EXPERIENCE

**McComb High School (McComb, Miss.)**  
**Belhaven College (Jackson, Miss.)** - 3-year starter, scored over 1,000 points for career ... Coach Charlie Rugg ... Two-time All-Southern States Conference - Inducted Fall 1997 into school athletic hall of fame.

## COACHING EXPERIENCE

**1976-77** - Graduate Assistant, Mississippi State  
**1977-82** - Head Coach, Crowley High School (Crowley, La.) - 129-49 (.725) record ... 1981 LSWA Class AAA "Coach of the Year"  
**1982-90** - Assistant Coach, Mississippi State ... First four years under coach Bob Boyd ... Last four as chief recruiter for Richard Williams.  
**1990-91** - Assistant Coach, UNO  
**1991-97** - Head Coach, Samford University, 89-77 record in six years ... left Samford as winningest coach in Samford history ... Team won TAAC West in 1996 and 1997.  
**March 25, 1997** - Named 18th LSU head coach  
**1999-2000** - LSU wins SEC West, SEC Championship; NCAA Sweet 16; SEC Coach of the Year; Runner-up, National Coach of Year.  
**2001-02** - Second round of the NIT.  
**2002-03** - NCAA Tournament appearance ... LSWA, LABC Coach of the Year.  
**2003-04** - LSU advances to the NIT.  
**2004-05** - LSU posts 12-4 record to win SEC West ... Tigers go 8-0 in league play at home, first undefeated league home record since 1981 ... Team advanced to NCAA Tournament, fourth straight post season berth.  
**2005-06** - LSU posts 14-2 record in winning SEC title, first since 2000 and first outright title in 21 years ... Tigers go 8-0 in league play at home for the second straight year ... Team goes to NCAAs and defeats Iona, Texas A&M, No. 1 Duke and Texas to advance to NCAA Final Four for first time in 20 years ... Named SEC Coach of the Year, LSWA Coach of the Year and finalist for the Jim Phelan National Coach of the Year Award.  
**2006-07** - Team posts its sixth consecutive winning record.

## The John Brady Record

YEAR	SCHOOL	/---OVERALL---/		/---CONF.---/		FINISH
		W-L	PCT.	W-L	PCT.	
1991-92	Samford	11-18	.379	7-7	.500	T-3rd
1992-93	Samford	17-10	.630	7-5	.583	T-2nd
1993-94	Samford	10-18	.357	4-12	.250	8th
1994-95	Samford	16-11	.592	11-5	.687	2nd
1995-96	Samford	16-11	.592	11-5	.687	TAAC Western Division Champion
1996-97	Samford	19-9	.678	11-5	.687	TAAC Western Division Champion
<b>1997-98</b>	<b>LSU</b>	<b>9-18</b>	<b>.333</b>	<b>2-14</b>	<b>.125</b>	<b>6th-West</b>
<b>1998-99</b>	<b>LSU</b>	<b>12-15</b>	<b>.444</b>	<b>4-12</b>	<b>.250</b>	<b>6th-West</b>
<b>1999-00</b>	<b>LSU</b>	<b>28-6</b>	<b>.823</b>	<b>12-4</b>	<b>.750</b>	<b>SEC Champions; NCAA Sweet 16</b>
<b>2000-01</b>	<b>LSU</b>	<b>13-16</b>	<b>.448</b>	<b>2-14</b>	<b>.125</b>	<b>6th-West</b>
<b>2001-02</b>	<b>LSU</b>	<b>19-15</b>	<b>.559</b>	<b>6-10</b>	<b>.375</b>	<b>4th-West; NIT Second Round</b>
<b>2002-03</b>	<b>LSU</b>	<b>21-11</b>	<b>.656</b>	<b>8-8</b>	<b>.500</b>	<b>2nd-West; NCAA Tournament</b>
<b>2003-04</b>	<b>LSU</b>	<b>18-11</b>	<b>.621</b>	<b>8-8</b>	<b>.500</b>	<b>2nd-West; NIT</b>
<b>2004-05</b>	<b>LSU</b>	<b>20-10</b>	<b>.667</b>	<b>12-4</b>	<b>.750</b>	<b>1st-West; NCAA Tournament</b>
<b>2005-06</b>	<b>LSU</b>	<b>27-9</b>	<b>.750</b>	<b>14-2</b>	<b>.875</b>	<b>SEC Champions; NCAA Final Four!</b>
<b>2006-07</b>	<b>LSU</b>	<b>17-15</b>	<b>.531</b>	<b>5-11</b>	<b>.312</b>	<b>6th-West</b>
<b>2007-08</b>	<b>LSU</b>	<b>7-10</b>	<b>.412</b>	<b>0-3</b>	<b>.000</b>	
<b>Totals</b>	<b>17 Years</b>	<b>280-213</b>	<b>.567</b>	<b>124-129</b>	<b>.490</b>	<b>2 Conf. Titles, 5 Division Titles</b>
<b>Samford</b>	<b>6 Years</b>	<b>89-77</b>	<b>.536</b>	<b>51-39</b>	<b>.567</b>	<b>2 TAAC Western Division Titles</b>
<b>LSU</b>	<b>11 Years</b>	<b>191-136</b>	<b>.584</b>	<b>73-90</b>	<b>.448</b>	<b>2 SEC-3 West Titles, 4 NCAAs</b>

## CAREER SPECIALTY NUMBERS

### CAREER DOUBLE-FIGURE GAMES

Tasmin Mitchell 50  
Terry Martin 23  
Garrett Temple 19  
Marcus Thornton 15  
Anthony Randolph 13  
Chris Johnson 9  
Dameon Mason 5  
Bo Spencer 4

### CAREER DOUBLE-FIGURE REBOUNDS

Tasmin Mitchell 9  
Marcus Thornton 3  
Anthony Randolph 3  
Chris Johnson 1

### CAREER DOUBLE-DOUBLES

Tasmin Mitchell 8  
Marcus Thornton 3  
Anthony Randolph 3  
Chris Johnson 1

### CAREER THREE-POINTERS

Terry Martin 79  
Garrett Temple 77  
Tasmin Mitchell 69  
Marcus Thornton 43  
Bo Spencer 17  
Chris Johnson 10  
Dameon Mason 9  
Alex Farrer 7  
Anthony Randolph 2  
Garrett Green 1

### CAREER ASSISTS

Garrett Temple 293  
Tasmin Mitchell 165  
Terry Martin 67  
Dameon Mason 30  
Bo Spencer 34  
Marcus Thornton 25  
Anthony Randolph 24  
Alex Farrer 18  
Chris Johnson 12  
Garrett Green 5  
Greg Terrebonne 3  
Quintin Thornton 2

### CAREER BLOCKS

Garrett Temple 82  
Tasmin Mitchell 44  
Anthony Randolph 43  
Chris Johnson 42  
Terry Martin 14  
Dameon Mason 10  
Marcus Thornton 6  
Garrett Green 3  
Alex Farrer 2  
Bo Spencer 1

## 2007-08 LSU Men's Basketball Roster

NO.	NAME	CL.	POS.	HT.	WT.	EXP.	HOMETOWN/LAST SCHOOL
1**	Tasmin Mitchell	Jr.	F	6-7	228	2VL	Denham Springs, La./D. Spr. HS
3	Anthony Randolph	Fr.	F	6-10	205	HS	Dallas, Texas/Woodrow Wilson HS
5	Marcus Thornton	Jr.	G	6-4	198	JC	Baton Rouge, La./Kilgore College
10	Greg Terrebonne	So.	G	6-0	205	1VL	Galliano, La./South LaFourche HS
11	Bo Spencer	Fr.	G	6-1	180	HS	Baton Rouge, La./Glen Oaks HS
13	Terry Martin	Jr.	G	6-6	207	1VL	Monroe, La./Texas Tech
14	Garrett Temple	Jr.	G	6-6	195	2VL	Baton Rouge, La./University HS
20	Garrett Green	Fr.	F	6-10	218	HS	Woodland Hills, Calif./Taft HS
21**	Chris Johnson	Jr.	C	6-11	205	2VL	Montross, Va./Laurinburg Prep
30	Alex Farrer	So.	G	6-5	200	1VL	Phoenix, Ariz./St. Mary's HS
32	Quintin Thornton	Jr.	F	6-8	230	JC	Orlando, Fla./Odessa College

\*\*Injured and not dressed

**Head Coach:** John Brady (Belhaven, 1976), 11th year at LSU

**Associate Head Coach:** Butch Pierre (Mississippi State, 1984), 11th year at LSU

**Assistant Coach:** John Treloar (Belhaven, 1979), 4th year at LSU

**Assistant Coach:** Chad Dollar (Milligan, 1996), 1st year at LSU

**Director of Basketball Operations:** Jeff Clapacs (Wooster, 2007), 1st year at LSU

## Transactions

Quintin Thornton injured his left pectoral muscle in the weight room, Oct.19. Underwent surgery, out for at least two months ... Returned to practice Jan. 8, played final moments of Miss. State game on Jan. 9 ... Dameon Mason missed McNeese game (11/14) and Maui Tournament (11/19-21) with viral infection on heart muscle ... Cleared Monday (11/26) to return to practice ... Tasmin Mitchell was taken out of Oklahoma State game (11/19) after six minutes, did not play the remainder of the Maui tournament ... Had a stress reaction in the shin bone area of his left foot ... Surgery was Nov. 29 ... Eligible for medical redshirt ... Dameon Mason missed Wichita State (12/19), Oregon State (12/22) and A&M (1/5) games while taking intercession classes ... Unable to play second semester because of NCAA rules regarding entering second semester GPA for fifth-year seniors ... Chris Johnson broke right hand in first two minutes of second half at Tulane (1/2) ... Out minimum three weeks.

## Last Game -- Auburn 71, LSU 64 (1/16 -- Baton Rouge)

For the second consecutive game, 74 is the winning number against the Tigers as LSU came out strong but again couldn't find the shots necessary to sustain the game for 40 minutes as they fell for the third straight SEC game ... LSU jumped out to a 17-2 and 24-7 lead in the first half before Auburn got the offense going and was able to pull the game back to 32-28 in the first half despite the 59.1 percent shooting of LSU (13-of-22) ... LSU opened up a nine point advantage in the second half before Auburn tied the game with 11 minutes to play at 43-43 ... The game was tied a total of eight times in that time period before LSU took a 61-60 lead with 3:48 to play ... But Auburn ran off 11 straight points to get a 10-point advantage and LSU was never able to catch up ... LSU shot just 10-of-26 in the final 20 minutes while Auburn hit 18-of-26 for 69.2 percent ... It was the first game since the Southern game (11/30) that LSU out rebounded an opponent ... Marcus Thornton had a second consecutive 20-point game, tying his season high of 27, while Garrett Temple made it back-to-back double figure games with 17 and Anthony Randolph added 12 ... The Tigers, among the nation's leaders in blocks, failed to block a shot for the first time since a Jan. 2005 game against South Carolina ... Alex Farr made his first start of his LSU career in the game and played 34 minutes with eight points and three rebounds.

## Shooting Hot; Shooting Cold

LSU posted its highest shooting percentage since the Nov. 30 game against Southern when it hit 47.9 percent of its field goal attempts against Auburn (1/16) ... LSU hit 23-of-48 shots on the night against the Tigers .... The Southern game was the last time LSU was over 50 percent from the floor ... This is two consecutive game with a better shooting percentage over 40 minutes as LSU hit 45.9 percent (28-of-61) against Ole Miss (1/12) ... This is all in contrast to the opening of the SEC schedule against Mississippi State (1/9) when LSU shot 21 percent from the floor.

LSU was quirky from the field early on as well, as in eight of the first nine games, LSU shot no worse than 50 percent in the final 20 minutes of games ... After nine games, LSU was hitting 48.4 percent from the field ... But LSU in games against Wichita State (12/19) and Oregon State (12/22), shot 34.5 percent in the second half in both games, shooting 10-of-29 in both games ... It was part of games in which LSU overall also shot in the 30 percentile range ... Against Washington (12/29), the Tigers came out red hot, making 51.7 percent in the first 20 minutes, before sinking back to a 37.9 half, making ironically one more

shot, 11, while attempting the same 29 shots they have attempted for the third straight second half ... Against Tulane (1/3), the Tigers shot just 36.4 percent for the first half, before getting right on the team average of 45.8 percent in the second half and hitting 3-of-5 treys ... Against A&M, the Tigers hit 13-of-26 shots for 50 percent but made 10-of-36 (27.8 percent) in the second half continuing the primary trend of wildly different percentages in the game in the first and second halves.

For the season now, LSU is at 43.2 percent from the field, 12th in the league ... In the three conference games, LSU is shooting at a 37.1 clip, 11th in the league in conference games.

### Scoring High and Low

LSU scored 57 points against Southern in the second half (11/30), the fourth best single scoring half in the John Brady era:

1. **60 - 2nd half - Grambling (1-20-99)**
2. **59 - 1st half - Centenary (1-15-03)**
3. **58 - 2nd half - Tennessee (1-14-06)**
4. **57 - 2nd half - Southern (11-30-07)**

LSU scored 19 points in the first half against Mississippi State (1/9), tied for the ninth fewest points scored in a half in the Brady era:

1. **10 - 1st - Ole Miss (3-3-04)**
2. **14 - 2st - Wisconsin (3-23-00)**
3. **15 - 1st - Mississippi State (1-17-04)**
3. **15 - 1st - Ole Miss (2-7-01)**
5. **16 - 1st - Alabama (2-10-99)**
6. **17 - 1st - Ole Miss (3-9-07)**
7. **18 - 2nd - Ole Miss (2-7-01)**
7. **18 - 1st - Tennessee (1-6-99)**
9. **19 - 1st - Mississippi State (1-9-08)**
9. **19 - 1st - Alabama (2-2-02)**
9. **19 - 2nd - Mississippi State (1-16-99)**

### About Vanderbilt

Vanderbilt comes into the game nationally-ranked with a 16-2 record and 1-2 in the SEC after losing to Vanderbilt, 80-60, Thursday night in Knoxville ... Kevin Stallings is in his ninth year at Vanderbilt, having taken the Commodores to a second NCAA Sweet 16 last season (the other in 2004) ... He served as head coach at Illinois State for six years prior to taking the Vanderbilt job ... Prior to that he has an assistant coach at Kansas and player and later assistant coach at Purdue ... Here are the probable starters for the Commodores:

- G - 0 Jermaine Beal (6-3, 210, So., DeSoto, Texas)
- G - 3 Alex Gordon (6-0, 170, Sr., Pensacola, Fla.)
- C - 4 A. J. Oglivy (6-11, 250, Fr., Sydney, Australia)
- F - 32 Shan Foster (6-6, 205, Sr., Kenner, La.)
- F - 41 Ross Neltner (6-9, 240, Sr., Fort Thomas, Ky.)

### Trying To Avoid 0-4 In The SEC

The Tigers will be looking to avoid an 0-4 start in the SEC for the first time since the 2001 season.

### At The PMAC

LSU is 6-3 this year at home with six conference home games remaining to be played ... LSU is 48-10 over the last three-plus years overall ... The Tigers are 201-111 in conference play in the building, 21-5 over the last three seasons.

### The Pete Maravich Assembly Center

This is the 37th season of play in the building and LSU is 419-142 in the building (74.9 percent).

The Tigers are playing at home this year on a brand new wood floor that was installed earlier in the month. The floor was designed by Jason Feirman in the LSU Athletics Publications office and made by Connor Sports Flooring in Arlington, Illinois.

### On The Road

The Tigers are 0-5 on opponents home courts this season having lost at Villanova, Wichita State, Tulane, Texas A&M and Ole Miss ... The Tigers last road coach win came in December 2006 when LSU won at Oregon State ... The Tigers are presently on a 14-game

## SEC STANDINGS

### Eastern Division

TEAM	SEC	OVERALL
Tennessee	2-0	14-1
Florida	2-1	15-3
Vanderbilt	1-1	16-1
Georgia	1-1	10-5
Kentucky	1-1	7-8
S. Carolina	1-2	9-8

### Western Division

TEAM	SEC	OVERALL
Miss. State	3-0	12-5
Ole Miss	2-1	15-1
Arkansas	2-1	13-4
Auburn	1-2	10-5
Alabama	0-3	11-7
LSU	0-3	7-10

## CAREER DOUBLE-DOUBLES

### TASMIN MITCHELL (8)

Game	Date	Pts	Reb
Southern	11/18/05	19	12
UL-Laf.	12/17/05	16	11
Duke	3/23/06	10	10
Texas	12/10/06	23	10
UConn	1/6/07	16	10
Ole Miss	1/17/07	19	10
Ole Miss	2/14/07	11	10
McNeese	11/14/07	16	14

### MARCUS THORNTON (3)

Game	Date	Pts	Reb
Ariz. State	11/21/07	18	12
Villanova	12/6/07	15	13
Wichita State	12/19/07	12	11

### ANTHONY RANDOLPH (3)

Game	Date	Pts	Reb
SE La.	11/12/07	19	13
Southern	11/30/07	24	11
Ole Miss	1/12/08	18	11

### CHRIS JOHNSON (1)

Game	Date	Pts	Reb
Chaminade	11/20/07	18	11

## TIGER OPPONENTS IN POLLS

Record at Time of Game	AP	ESPN/ USAT
Villanova (L, 67-68)	25	21
Texas A&M (L, 53-79)	12	10
Ole Miss (L, 71-74)	16	15
Vanderbilt (Jan. 19)	16	14
Arkansas (Jan. 26)	RV	RV
Tennessee (Feb. 9)	6	7
Florida (Feb. 13)	RV	RV
Ole Miss (Feb 23)	18	15

## THE STATISTICS

Overall	LSU	VU
Scoring Average	68.6	84.6
<b>Opp. PPG Average</b>	<b>67.5</b>	<b>75.9</b>
Scoring Differential	+1.1	+8.7
FG Percentage	43.2	48.1
Opp. FG Percentage	41.3	43.0
3PT FG Pct.	32.2	42.3
Opp. 3FG Pct.	31.6	35.1
3 FGs per Game	6.7	8.9
FT Percentage	71.4	73.2
Rebound Avg.	35.1	37.2
Opp. Reb. Avg.	38.8	36.1
Reb. Differential	-3.6	+1.1
Assist Average	12.2	18.7
TO Average	14.4	16.9
Blocks Average	6.5	3.7
Steals Average	6.9	7.1

SEC Stats	LSU	VU
Scoring Average	59.0	71.0
Opp. PPG Average	69.7	77.3
Scoring Differential	-10.7	-6.3
FG Percentage	37.1	42.4
Opp. FG Percentage	49.4	43.5
3PT FG Pct.	26.6	29.2
Opp. 3FG Pct.	33.3	34.8
3 FGs per Game	5.7	7.0
Free Throw Pct.	63.8	68.7
Rebound Avg.	33.3	34.3
Opp. Reb. Avg.	38.0	40.7
Reb. Differential	-4.7	-6.3
Assist Average	9.0	16.7
Turnover Average	10.7	20.3
Blocks Average	2.7	3.7
Steals Average	6.0	6.3

### LSU Scoring Runs

5-0	21
6-0	11
7-0	17
8-0	6
9-0	3
10-0	1
11-0	3
12-0	
13-0	
14-0	1
15-0	
16-0	
17-0	1

### Opp. Scoring Runs

5-0	19
6-0	11
7-0	9
8-0	9
9-0	7
10-0	1
11-0	2
12-0	1
13-0	1
14-0	1
15-0	

road court losing streak.

## 100th Anniversary Plans Announced; All-Decade Voting For 1940s/1950s Teams Underway; 1960/1970s Teams Ballots Unveiled Jan. 26

The LSU Athletics Department on Dec. 21 announced that LSU basketball fans would have a lead role in the celebration of LSU's 100 years of college basketball ... The celebration began this month (Jan. 2008) with the beginning of the selection by the fans of the all-decade teams and will culminate with the announcement of the all-century team at a gala honoring all former players on Jan. 30, 2009, the 100th anniversary of the first university sanctioned intercollegiate basketball contest with Dixon Academy in Covington ... LSU will also have a home televised league game on Jan. 31, 2009 to culminate the year-long celebration.

The voting for the All-Decade teams will take place during the Southeastern Conference games of the 2008 season, beginning with voting for the 1940s and 1950s All-Decade team. The nominees for the team will appear for the first time in the game program on Jan. 16 and fans will be able to vote online at [www.LSUsports.net](http://www.LSUsports.net). Each home game different decades of player nominees will be spotlighted and voting will continue until the end of February. The all-decade teams will be announced at the final home game of 2008, against Alabama on March 5.

The Centennial Committee, composed of former players and coaches from the various decades, media members and historians, will select an early years team representing the first 30 years of the program from 1909-1939.

Those players chosen on the All-Decade teams along with the early team selected by the committee will be eligible for the All-Century team which fans will have the chance to vote on during the summer of 2008. The All-Century team will be picked on a weighted vote of both the fans and the Centennial Committee.

Also beginning in January, LSUsports.net will have a special section where all former players, managers, coaches and trainers can register their contact information so that the committee can locate as many members of the LSU basketball family for the reunion gala in January 2009 ... Finally, LSU fans are asked to begin thinking of their favorite moments in the history of LSU basketball which can also be submitted online. LSU will announce the 100 greatest moments as chosen by the fans and the committee during the 2008-09 basketball season.

## Marcus Thornton With Nine 20 Point Games; Hopes To Keep Firing Them In From Long Range

Marcus Thornton posted back-to-back 20 point games at Ole Miss (25-points 1/12) and against Auburn (27 points - 1/16) for the first time since he opened the first three games of the 2007-08 season with 20-point nights ... He had 27 in the season opener and 27 against Auburn, just missing becoming the first player to score 30 points in a game since Darrel Mitchell scored 30 against Ohio State in 2005 ... Thornton now has nine 20 point games (the list is available in the 20-point box on page 11 of the notes).

In the last two SEC games at Ole Miss and against Auburn, Thornton has scored 52 points, making 17-of-40 shots, including 10-of-26 three-pointers ... Thornton is averaging 18.2 points per game and 6.0 rebounds ... In the SEC, he is fifth in the league in scoring, 14th in rebounding and fourth in free throw percentage (82.4 percent, 56-of-68) ... In conference games only, his average of 21.3 points per game is second in the league.

Thornton is tied for second in the league in 20-point games with A. J. Ogilvy of Vanderbilt with nine ... Shan Foster has had 12 games of 20 points or more.

## The Few, The Proud, The Tigers

The Tigers dressed just eight players against Texas A&M (1/2) but have upped things to nine players at Ole Miss (1/12) with the addition of Quintin Thornton on the roster ... Thornton, no relation to Marcus Thornton, tore his pectoral muscle on the first week of pre-season practice in an individual workout session and was finally cleared to practice on Jan. 8 ... He played three minutes in his first action since Canada as an LSU Tigers against Mississippi State (1/9) and then had a strong 27-minute performance against Ole Miss (1/12) when he was on the floor during the rally as he scored seven points and eight rebounds ... He played 30 minutes in his first start against Auburn (1/12) ... Tasmin Mitchell remains out for the season after surgery for an ankle fracture suffered early in non-conference play and center Chris Johnson is expected to be out a minimum of three weeks after breaking a bone in his right hand early in the second half at Tulane (1/2).

## Randolph One Of The Top SEC Freshman

Anthony Randolph of Dallas is making his name known as one of the top SEC freshman, averaging 13.8 points per game, 7.9 rebounds, 2.5 blocks per game and 1.4 steals ... His scoring average ranks fifth among league freshman, the rebound average is second, the

steals is third and his blocks per game average is first among league freshman ... Overall in the league his rebound average is seventh and he is second in the league in blocked shot average ... Nationally, Randolph is 16th in blocked shot average.

### Losing A Lot With Chris Johnson Out

With Chris Johnson out with a broken right hand, the Tigers are without a player who had waited his turn in the system and was helping the Tigers to the tune of 11.5 points per game, 4.8 rebounds and some 2.1 blocks per game ... Johnson in 13 games had scored more points, grabbed more rebounds and played more minutes than his freshman and sophomore years combined ... Johnson ran off seven games, starting with his second start, when he scored in double figures including 19 against Oklahoma State and Washington and 20 against Southern.

### Can't Shake The Trend From Last Year

After winning almost all of the close games in 2006, the streak turned against LSU in 2007, going 1-6 in 2007 in games decided by four points or less last season:

**Wichita State -- L, 53-57**

**Texas -- L, 75-76 (OT)**

**Auburn -- W, 65-63**

**Georgia -- L, 54-57**

**Alabama -- L, 70-73**

**Tennessee -- L, 67-70**

**Ole Miss -- L, 70-71**

Nothing has changed this year as LSU is 1-4 in games of five points or less this season:

**McNeese - W, 76-72**

**Arizona State (ot) - L, 84-87**

**Villanova - L, 67-68**

**Tulane - L, 63-68**

**Ole Miss - L, 71-74**

With the Ole Miss loss, LSU is now 77-79 in the Brady era in games decided by 10 points or less and 4-6 this season.

### Big-Point Margins

LSU's inability to sustain for 40 minutes this year has put them in some situations where the Tigers have been unable to rally from 20-plus down or unable to hold a 20-point lead:

**Oklahoma State (11/19, in Maui)** - LSU trails by 21 three times in the second half, the last at 55-34 with 15:13 to play ... Tigers go on a 14-0 run to cut the game to nine, 57-48, with 11:35 to play ... Oklahoma State would push the lead back to 11, 78-67 with 3:37 to play before LSU has a 10-2 run to close the game to 80-77 with 1:42 left on a Chris Johnson three-pointer ... The Tigers have an open look at a three-pointer with 51 seconds left to tie but cannot score and OSU wins, 83-77.

**Villanova (12/6, in Philadelphia)** - This time the Tigers couldn't hang on to the big advantage ... Up 21, 54-33, with 9:05 to play, Villanova comes storming back as LSU struggles at the free throw line while Villanova makes 20-of-22 the rest of the game after making 3-of-their-first-12 free throws ... Still down 18 with 6:51 to play, Villanova cuts it under double figures with 2:31 to play, 64-56 ... LSU goes 4-of-11 at the line in the final nine minutes, getting its last three points at the foul line while Villanova sinks the winning shot with 5.9 seconds to play.

**Ole Miss (1/12, in Oxford)** -- LSU was down 60-38 with 10:43 to play before going on an 18-2 run to start LSU back to what would eventually be a five-point deficit at 66-61 with 2:19 to play ... Ole Miss scored the next six points to take a 73-61 lead with 57 seconds to play, but Anthony Randolph tipped in a shot with 44 seconds left to cut it 10 and after a turnover, two Randolph free throws cut the game to eight with 37 seconds left ... LSU fouled on the ensuing possession and after a missed free throw, Marcus Thornton hit a three to get the game to 73-68 with 24 seconds left ... LSU called timeout again and after a turnover, Marcus Thornton hit an NBA-type three and suddenly LSU was down just two, 73-71 ... LSU fouled with 13 seconds left and Ole Miss made one free throw making it 74-71 ... The Tigers were unable to get a good look at a final three-pointer as the game ended.

## TIGER TRENDS

<b>LSU RECORD...</b>	<b>07-08</b>	<b>JB YRS</b>
In November	5-2	39-9
In December	2-3	53-16
In January	0-5	37-50
In February		35-43
In March		27-17
In April		0-1

### LSU vs. AP Ranked Opponents

At home		12-16
On the road	0-3	3-29
Neutral		8-5

### LSU's Record in Games...

Decided by 5 pts or less	1-3	49-47
Decided by 10 pts or less	4-7	77-80
Decided 11 pts or more	3-3	115-55
At night	5-5	139-83
During the day	2-4	53-51
Decided in Overtime	0-1	8-8
Televised	5-8	88-88

### LSU's Record When Scoring...

Less than 60 points	0-3	10-58
60-69 points	2-4	51-50
70-79 points	3-2	61-26
80-89 points	2-1	41-3
90-99 points		23-0
100 or more points		5-0

### LSU's Record When Allowing...

Less than 60 points	3-0	98-16
60-69 points	2-4	65-40
70-79 points	2-4	23-45
80-89 points	0-2	4-32
90-99 points		0-3
100 or more points		1-0

### LSU's Record When...

Leading at the half	4-4	152-29
Losing at the half	1-6	31-98
Tied at the half	2-0	8-9
Lead 10 minutes left	5-1	162-24
Losing 10 minutes left	0-8	26-107
Tied 10 minutes left	1-2	3-6
Lead 5 minutes left	7-1	166-19
Losing 5 minutes left	0-7	20-109
Tied 5 minutes left	0-2	5-8

### LSU's Record When Shooting...

50% or higher	3-0	91-17
Less than 50%	4-10	100-119
Better than opponent	6-2	159-33
Worse than opponent	1-6	32-100
Even Shooting	0-2	0-3
More 3PT FGs than opp.	5-6	90-37

### LSU's Record When...

Outrebounding opp.	3-1	156-31
Outrebounded by opp.	4-9	33-97
Equal rebounds	-----	2-8

### LSU's Record When Committing...

Fewer TO than opp.	5-2	98-31
More TO than opp.	1-6	81-95
Equal TO	1-2	12-10
15 or fewer TO	5-6	113-59

## COACHING MARKS

### Coaching Tenure in SEC

1. Billy Donovan, Florida	12th season
<b>2. John Brady, LSU</b>	<b>11th season</b>
3. Rick Stansbury, MSU	10th season
3. Mark Gottfried, Ala.	10th season
5. Kevin Stallings, Vandy	7th season
5. Dave Odom, USC	7th season
7. Dennis Felton, UGA	5th season
8. Jeff Lebo, Auburn	4th season
9. Bruce Pearl, Tennessee	3rd season
10. Andy Kennedy, Ole Miss	2nd season
11. Billy Gillispie, Kentucky	1st season
11. John Pelphrey, Arkansas	1st season

### Coaching Tenure at LSU

1. Harry Rabenhorst	29 seasons
2. Dale Brown	25 seasons
<b>3. John Brady</b>	<b>11 seasons</b>
4. Jay McCreary	8 seasons
5. Dr. C. C. Stroud	6 seasons
5. Press Maravich	6 seasons

### Coaching Wins at LSU

1. Dale Brown	448
2. Harry Rabenhorst	340
<b>3. John Brady</b>	<b>191</b>
4. Dr. C. C. Stroud	82
4. Jay McCreary	82

### Coaching Wins in SEC

(through play on January 17)

1. Billy Donovan, Fla.	276
2. Rick Stansbury, MSU	197
3. Mark Gottfried, Ala.	192
<b>4. John Brady, LSU</b>	<b>191</b>
5. Kevin Stallings, Vandy	160
6. Dave Odom, USC	123
7. Dennis Felton, UGA	67
8. Bruce Pearl, Tennessee	61
9. Jeff Lebo, Auburn	53
10. Andy Kennedy, Ole Miss	36
11. John Pelphrey, Arkansas	12
12. Billy Gillispie, Kentucky	7

### All-Time Wins--SEC

(through play on January 17)

1. Adolph Rupp, UK	875
<b>2. Dale Brown, LSU</b>	<b>448</b>
3. C. M. Newton, UA/VU	340
<b>3. Harry Rabenhorst, LSU</b>	<b>340</b>
5. Tubby Smith	308
6. Joe B. Hall, Kentucky	297
6. Hugh Durham, Georgia	297
8. Ray Mears, Tennessee	278
8. Roy Skinner, Vanderbilt	278
10. Billy Donovan, Florida	276
---	
15. Norm Sloan, Florida	232
16. Rick Pitino, Kentucky	219
17. Joel Eaves, Auburn	214
18. Don DeVoe, Tenn, Fla.	211
19. Eddie Fogler, Vandy/SC	204
20. Bob Polk, Vanderbilt	197
20. Rick Stansbury, Miss. St.	197
22. Mark Gottfried, Alabama	192
<b>23. John Brady, LSU</b>	<b>191</b>
23. Richard Williams, MSU	191
---	
30. Kevin Stallings, Vandy	160

## Garrett Temple In School Top 10 In Career Assists, Blocks

The junior, who has spent much of his career dishing out timely assists and through 15 games has 49 assists ... That gives him a total of 293 career assists, ninth best all time at LSU (complete list in career box on page 11 of notes) ... He has 111 career steals and is 25 short of moving into the top 10 in that category at LSU ... Against Oregon State (12/22), he blocked two shots to move into the school top 10 list for blocked shots and now has 82 for his career, tied for ninth.

### Scoring Issues

Through the first nine games, LSU was working at one of the best scoring rates of the John Brady era, averaging 77.1 points per game while giving up an average of 65 points ... In the last eight games, the Tigers have averaged just 59.0 points per game while giving up an average of 69 points, going 1-7 in the process ... LSU has seen its season average drop to 68.6 points per game, compared to 67.5 for the opposition ... In the three conference games, LSU is averaging 59.0 points per game and 69.7 for the opponents.

Defense has been one of the trademarks of the John Brady era at LSU ... When LSU lost to Arizona State, 87-84, in overtime (11/21), it marked only the third time in the 11 years of the Brady era that LSU has scored 80 or more points and not won the game ... The other two times came in December 2004 at Biloxi against Southern Miss when LSU lost 88-84 in overtime and in November 2005 when LSU lost at home to Houston, 84-83.

LSU is 69-3 when scoring 80 or more points in the Brady era and also a good 129-29 (81.6%) when scoring 70 or more ... The Tigers have only allowed 80 points 40 times in the Brady era and LSU is 5-35 when they allowed 80 or more points.

## Florida, LSU Still Have Best Home Win Marks

Since the start of the 2002-03 season, Florida and LSU far and away have the most home wins of any team in the Southeastern Conference:

Florida 83

LSU 74

Vanderbilt 69

Tennessee 68

Alabama 67

Arkansas 62

Kentucky 62

South Carolina 58

Mississippi St. 56

Auburn 55

Georgia 55

Ole Miss 50

## Total SEC Wins Since 2005 Has LSU Near Top

LSU, since the start of league play in 2005, is also near the top of the league in total conference wins:

Florida 37

Kentucky 33

LSU 31

Tennessee 31

Alabama 29

Vanderbilt 26

Arkansas 25

Mississippi State 25

South Carolina 18

Ole Miss 18

Auburn 16

Georgia 16

## Louisiana Home Win Streak

LSU completed its home slate of games against Louisiana schools Dec. 15 against Northwestern State with LSU winning all five of its games this year (Southeastern Louisiana, McNeese State, Nicholls State, Southern and Northwestern State), extending LSU's winning streak in the Maravich Center against Louisiana schools to 67 games ... LSU last lost to a Louisiana school in the PMAC on Dec. 6, 1988 when Louisiana Tech beat LSU in overtime, 111-109 ... The present streak started two nights later on Dec. 8, 1988 when the Tigers defeated McNeese State ... A total of 42 of those wins have come in the John Brady era.



## Learning To Play Without Tasmin Mitchell

The Tigers have had to learn to play without a staple of the last two years in the LSU lineup, junior forward Tasmin Mitchell ... Mitchell, who started every game in his freshman and sophomore seasons is probably out for the remainder of the year after undergoing surgery on his left ankle for a stress fracture of his shin bone ... Mitchell averaged 11.4 points a game during LSU's Final Four season in 2006 and then averaged 14.5 points last season ... Mitchell was a pre-season coaches All-SEC selection for the 2007-08 season ... Mitchell started the first three games of the season, to run his consecutive game starting streak to 71, but had to go to the bench in pain after just six minutes of the LSU-Oklahoma State game in Maui (11/21) ... He underwent surgery on Nov. 29 and while the recovery and rehab process is six-to-eight weeks, it is expected that he will use a medical redshirt and be available for two more seasons for LSU.

## John Brady in Elite Company

Brady's two SEC titles (2000, 2006) make him one of just 15 coaches in SEC history to have won at least two SEC regular season titles joining Adolph Rupp (27), Joe Hall (8), Tubby Smith (5), Dale Brown and Babe McCarthy (4), Ray Mears, C. M. Newton, Billy Donovan and Harry Rabenhorst (3) and Brady, Eddie Fogler, Rick Pitino, Nolan Richardson, Ray Skinner and John Mayer (2).

As far as Division championships, only four coaches -- Tubby Smith (7), Rick Pitino, Nolan Richardson and Billy Donovan (4) have won more division titles than John Brady.

## Brady 23rd On SEC All-Time Coaching List

Brady's 191 career wins at LSU has him listed as the 23rd winningest coach all-time in the Southeastern Conference as of the start of league play ... Mississippi State coach Rick Stansbury is ahead of him with 197 wins with Alabama's Mark Gottfried at 192 career wins ... Brady is tied with former Mississippi State coach Richard Williams next at 191 ... Brady needs six wins to move into the top 20 all-time in wins in the SEC.

## NBA Playing With Five Former Tigers On Rosters

The National Basketball Association presently has five former LSU Tigers on its rosters:

**Brandon Bass -- 3rd yr -- Dallas Mavericks (first year after two with New Orleans)**

**Glen Davis -- rookie year -- Boston Celtics (2nd round draft pick)**

**Shaquille O'Neal -- 16th yr -- Miami Heat (3rd team to play with after Orlando, LA)**

**Stromile Swift -- 8th year -- Memphis Grizzlies (drafted 3rd by Vancouver in 2000)**

**Tyrus Thomas -- 2nd yr -- Chicago Bulls (4th pick 2006 by Portland, traded to Chicago)**

## Three-Point Shooting Notes

The Tigers have made 15 three-pointers in the last two games combined but have had to take 47 shots to get it done ... The Tigers are averaging 6.7 treys a game, while averaging almost 21 attempts a game ... The Tigers are on pace to be close to the school record of 614 attempts taken by the 1995-96 team ... LSU is on pace as well to make 200 treys for only the fourth time since the shot was instituted in the late 1980s.

In the Arizona State (11/21) game, LSU's 33 attempts was just seven shy of the school record for attempts ... In fact, Marcus Thornton's 12 attempts in that game was the first time anyone had attempted more than 10 three-pointers in a game since Torris Bright in 2002 ... Against Oregon State (12/22), Thornton's six makes was the first time someone made at least six attempts since Antonio Hudson against Louisiana-Lafayette in November 2004 ... He equaled that in the Auburn game (1/15).

For the season, LSU is hitting at 32.2 percent (114-of-354) ... LSU hit 10 treys against Oregon State (12/22), the third time LSU was in double figures from the arc (11 vs. Oklahoma State 11/19; 12 vs. Arizona State, 11/21; and 10 versus Oregon State (12/22) ... For the season, opponents are making 6.0 a game and 31.6 percent (102-of-323).

## Rebounding

Rebounding has become a big issue as LSU has been out rebounded nine of the last 10 games by a combined total of 85 boards:

<b>SCORING BREAKDOWN</b>					
<b>CLASS</b>	<b>PTS</b>	<b>PCT.</b>			
Freshmen	355	30.4			
Sophomores	26	2.2			
Juniors	763	65.4			
Seniors	22	1.8			
<b>SCORING</b>	<b>PTS</b>	<b>PCT.</b>			
Starters	972	83.3			
Bench	194	16.6			
<b>POINTS IN PAINT</b>	<b>PTS</b>	<b>APG</b>			
LSU	454	26.7			
Opponents	508	29.9			
<b>POINTS OFF TO</b>	<b>PTS</b>	<b>APG</b>			
LSU	274	16.1			
Opponents	242	14.2			
<b>BENCH SCORING</b>	<b>PTS</b>	<b>APG</b>			
LSU	194	11.4			
Opponents	323	19.0			
<b>FT% LAST 5 MINUTES</b>		<b>PCT</b>			
LSU (5-6, 83.3-SEC)	54-79	68.4			
Opponents (11-21, 52.4-SEC)	66-90	73.3			
<b>FG% LAST 5 MINUTES</b>		<b>PCT</b>			
LSU (9-32, 28.1-SEC)	58-136	42.6			
Opponents (11-14, 78.6-SEC)	54-123	43.9			
<b>3FG% LAST 5 MINUTES</b>		<b>PCT</b>			
LSU (3-17, 17.6-SEC)	16-61	26.2			
Opponents (1-3, 33.3-SEC)	9-43	20.9			
<b>W-L RECORDS OF STARTING LINEUPS</b>					
1-0 -- Temple, Martin, M. Thornton, Randolph, Mitchell					
1-1 -- Martin, M. Thornton, Johnson, Randolph, Mitchell					
5-5 -- Martin, M. Thornton, Johnson, Temple, Randolph					
0-2 -- Spencer, Martin M. Thornton, Temple, Randolph					
0-1 -- Temple, Martin, M. Thornton, Randolph, Green					
0-1 -- Temple, Farr, M. Thornton, Randolph, Q. Thornton					
<b>LEADING SCORERS --</b>					
M. Thornton 11, Randolph 4, Johnson 1, Martin 1					
<b>LEADING REBOUNDERS --</b>					
Randolph 10, M. Thornton 5, Johnson 2, Mitchell 1, Martin 1					
<b>LEAD ASSISTS --</b>					
Temple 8, Martin 4, Spencer 3, Mitchell 2, Randolph 3, M. Thornton 2					
<b>DUNKS --</b>					
Randolph 23, Johnson 15, Green 4, Temple 2, M. Thornton 2, Martin 1, Q. Thornton 1					
<b>DOUBLE FIGURE SCORING GAMES --</b>					
M. Thornton 15, Randolph 14, Martin 9, Johnson 8, Spencer 4, Temple 4, Mitchell 1					
<b>DOUBLE DOUBLE --</b>					
Thornton 3, Randolph 3, Mitchell 1, Johnson 1					
<b>NO. OF DOUBLE FIGURES BY GAME</b>					
1	2	3	4	5	6/more
	5	4	8		

## STREAKING

### Consecutive Games in Double Figures

Anthony Randolph 7  
 Marcus Thornton 4  
 Garrett Temple 2

### Consecutive Games Without Fouling Out

Tasmin Mitchell 28  
 Alex Farrer 27  
 Marcus Thornton 17  
 Bo Spencer 17  
 Garrett Green 13  
 Greg Terrebbonne 8  
 Chris Johnson 8  
 Anthony Randolph 9  
 Garrett Temple 3  
 Quintin Thornton 3  
 Terry Martin 0

### Consecutive Gms. 3PT FG

Garrett Temple 2  
 Marcus Thornton 2

### Consecutive Games Scored in

Anthony Randolph 17  
 Marcus Thornton 15  
 Chris Johnson 14  
 Garrett Temple 5  
 Alex Farrer 2  
 Quintin Thornton 2  
 Bo Spencer 2

### Consecutive Games Started

Anthony Randolph 17  
 Marcus Thornton 17  
 Garrett Temple 13  
 Quintin Thornton 1  
 Alex Farrer 1

Villanova -4 (39/43)  
 Northwestern State -14 (34/48)  
 Wichita State -19 (31/50)  
 Oregon State -10 (33/43)  
 Washington -5 (33/38)  
 Tulane -10 (30/40)  
 Texas A&M -9 (31/40)  
 Miss. State -11 (36/47)  
 Ole Miss -4 (35/39)  
 Auburn +1 (29/28)

The Wichita game was the first time an opponent had recorded 50 rebounds against LSU since the Wyoming game of Jan. 2001 ... The problem is most noticeable on the offensive boards where LSU was out rebounded 20-5 on the offensive glass by Northwestern State and 17-9 in the Wichita State game ... LSU has been out rebounded in 13 of the 17 games this season.

In past years, LSU's out rebounding opponents has been a key component in LSU winning: 21-5 when having the most boards in 2006 and 16-6 a year ago ... The Tigers have won 156 of 187 games (83.9 percent) in the Brady era when out rebounding the opponent ... The Auburn game (1/16) was the first of the four games in which LSU had more rebounds that the Tigers didn't win ... LSU has averaged more rebounds than the opponents in each of the first 10 seasons of the Brady era ... But right now the difference has swung to the opponents as far as rebound differential.

The Oregon State game marked just the 33rd time in 130 games in the John Brady era that LSU was able to win a game when out rebounded by the opposition.

LSU is averaging 35.1 boards a game, while giving up 38.8 rebounds a game.

LSU is -63 to the opponents in offensive rebounds with opponents having kept possessions alive 239 times, compared to 176 for the Tigers.

### **Free Throw Percentage**

The Tigers free throw percentage took a big hit when LSU was below 50 percent for the first time in a game since the national semifinals of 2006 when LSU made just 7-of-15 (46.7 percent) at Ole Miss (1/12) ... But against Auburn (1/16), the Tigers did come back to get over 70 percent, hitting 14-of-19 (73 percent).

The Tigers are 210-of-294 or 71.4 percent, fourth best in the league ... Last season, the Tigers hit 70 percent at the free throw line, making 403-of-572 free throws during the 32-game season ... It was just the second time in the Brady era that an LSU team made 70 percent of their free throws and just missed the top 10 for school all-time free throw percentage marks.

The other time the Tigers were over 70 percent was in Coach Brady's eighth year (2004-05) when LSU was 500-of-685 from the line or 73.0 percent ... Last year was the fewest free throw attempts of any team in the Brady era.

In the three conference games this year, LSU is 30-of-47 (63.8 percent).

### **Tall and Lean Tigers Blocking Shots**

Well, the Tigers were tall and lean before Chris Johnson's broken hand, but this has been a team that could block shots and Anthony Randolph is one of the league and national leaders.

However, the Tigers could not block a shot against Auburn (1/16), the first time the Tigers had zero blocks in a game since January of 2001 against South Carolina.

The blocks have come easily at times but that also can be a double-edge sword as sometimes the blocks are coming from behind shooters driving to the goal after beating defenders to the goal ... But none-the-less, it is a good category number for the Tigers.

The Tigers blocked 14 shots at Villanova (12/6), just two shots off the school record of 16 set by the Shaquille O'Neal-Stanley Roberts team of 1990.

The Tigers cumulative total of blocks last year, 155, ranked sixth all-time at LSU as the Tigers averaged 4.8 blocks per game ... This season, LSU has 110 blocks, an average of 6.5 a game ... The Tigers are second in the league and seventh in the nation ... Nine players have blocked shots this year, led by the 43 of Anthony Randolph.

LSU needs just 10 blocks to crack the top 10 on the team single-season school block list at 120.

### **O Canada**

The LSU season got off to an early start thanks to a three-game exhibition tour of Canada over the Labor Day weekend ... The Tigers played games and won at the University of Guelph (92-60), York University (101-67) and the University of Toronto (82-55) ... Marcus Thornton, the junior college transfer, led the Tigers on the trip averaging 26.0 points per game as the guard hit 32-of-55 field goal attempts and more importantly 11 three-pointers in 25 attempts (44 percent) ... Anthony Randolph averaged 13.3 points and a team best 6.7

## IN NCAA STATISTICS

### Team

Field Goal Pct. Def:	40.6%	70th
Free Throw Pct:	71.3	9th
Blocks	6.9	7th

### Individual

Pts - Marcus Thornton	17.6	86th
Reb-Anthony Randolph	8.1	87th
Blocks - A. Randolph	2.7	16th
Chris Johnson	2.1	41st

rebounds, while veterans Terry Martin (13.0 points) and Mitchell (11.0 points) averaged in double figures.

LSU as a team shot 48 percent from the floor and 36.9 percent from the international three-point arc, some 30 percentage points higher than a season ago.

LSU's decision to wait until the Labor Day Weekend to go on a trip outside the United States allowed the newcomers to join the veterans on the trip and allowed for a week of practice prior to leaving for Canada.

### Tigers Sign Four On First Day Of Fall Signing Period

The LSU Athletics Department announced on Wednesday that four student-athletes have signed national letters-of-intent with the LSU men's basketball team. Signing with the Tigers were:

**J'Mison Morgan - Dallas (Texas) South Oak Cliff High - 6-10 center**

**Storm Warren - Monroe (La.) Richwood High School - 6-6 forward**

**Delwan Graham - Dunwoody (Ga.) High School - 6-7 small forward**

**Dennis Harris - Jonesboro (Ga.) Mundy's Mills High School - 6-10 combo forward**

Morgan is rated No. 23 in the country by Rivalshoops.com and 29th by Scoutshoops.com after averaging 13 points, nine rebounds and five blocks per game last season. He was the District 14-4A defensive MVP and was named first-team Class 4A All-State by the Texas Association of Basketball Coaches ... Warren, ranked the 31st best power forward in the country by Scoutshoops.com, averaged 22.3 points, 18.1 rebounds and nine blocks a contest last year for Richwood as the Rams advanced to the Class 3A state semifinals. He was a first team All-State selection by the Louisiana Sports Writers Association ... Delwan Graham, ranked 68th in the country by Scoutshoops.com, averaged 18.6 points per game and 11 rebounds in earning first team Class 3A All-State honors by the Georgia Coaches Association. Dunwoody was 27-4 last season after winning the state crown in Graham's sophomore season ... Harris' Mundy Mills team is 60-24 the last three seasons, with three consecutive playoff appearances, including a regional championship and a trip to the Class 5A state tournament in 2007. The 3-star Rivalshoops.com and Scoutshoops.com player averaged 19 points and 11 rebounds in earning an honorable mention All-Metro by the Atlanta Journal Constitution. He scored a 1300 on the SAT and carries a 3.7 GPA.

### Next - Tigers Get Week Off Before Hosting Arkansas

With the SEC season ending a week later than last year, LSU will have two byes on Wednesdays this season and the first of those is coming up on Wednesday night. LSU will next play one week from Saturday, Jan. 26, against the University of Arkansas in an 8 p.m. game on ESPN Classic ... That will be the first of two meetings against the Razorbacks.

Tickets for the game are \$14 for adults and \$5 for youth (ages 3-12) and are available at LSUsports.net.

## CAREER RECORDS

### LSU ASSIST LEADERS

1. Kenny Higgs	1974-78	645
2. Ethan Martin	1977-81	638
3. Torris Bright	2000-03	544
4. Pete Maravich	1967-70	425
5. Derrick Taylor	81-82; 83-86	401
6. Mike Darnall	1972-75	399
7. Darrel Mitchell	2002-06	367
8. Ricky Blanton	84-86; 87-89	314
9. Garrett Temple	active	293

### LSU STEAL LEADERS

1. Clarence Ceasar	1991-95	310
2. Ethan Martin	1977-81	279
3. Torris Bright	2000-03	246
4. Darrel Mitchell	2002-06	219
5. Derrick Taylor	81-82; 83-86	207
6. Jerry Reynolds	1982-85	194
7. Darryl Joe	1986-88	173
8. Jermaine Williams	1998-02	154
9. Leonard Mitchell	1980-84	151
10. Vernel Singleton	1988-92	136
10. Johnny Jones	1980-84	136
--		
xx. Garrett Temple	active	111

### LSU BLOCK LEADERS

1. Shaquille O'Neal	1989-92	412
2. Stromile Swift	1998-00	130
3. Glen Davis	2004-07	110
4. Brandon Bass	2003-05	104
5. Jose Vargas	1984-88	100
6. Tyrus Thomas	2005-06	99
7. Lionel Green	1975-79	94
8. Jaime Lloreda	2002-04	89
9. Leonard Mitchell	1980-84	82
9. Garrett Temple	active	82

## 20-POINT GAMES

27-Marcus Thornton, vs. Auburn (1/16)  
27-Marcus Thornton, vs. SE La. (11/12)

25-Marcus Thornton, at Ole Miss (1/12)

24-Anthony Randolph, vs. Southern  
(11/30)

24-Marcus Thornton, vs. Nicholls (11/28)  
24-Marcus Thornton vs. McNeese (11/14)

22-Marcus Thornton vs. NW State (12/15)  
22-Marcus Thornton vs Southern (11/30)

21-Anthony Randolph, vs. Nicholls  
(11/28)

21-Anthony Randolph, vs. Arizona State  
(11/30)

20-Marcus Thornton, vs. Ore. St. (12/22)  
20-Chris Johnson, vs. Southern (11/30)  
20-Marcus Thornton vs. Okla. St. (11/19)

## Single Season Records

### **LSU BLOCK LEADERS**

1. Shaquille O'Neal	1991-92	157
2. Shaquille O'Neal	1990-91	140
3. Shaquille O'Neal	1989-90	115
4. Tyrus Thomas	2005-06	99
5. Stormile Swift	1999-00	95
6. Jaime Lloreda	2002-03	61
6. Lionel Green	1978-79	61
8. Stanley Roberts	1989-90	60
9. Brandon Bass	2003-04	56
10. Brandon Bass	2004-05	48

---

\*\* Anthony Randolph 2007-08 43

### **LSU TEAM BLOCK LEADERS**

1. 2005-06	236
2. 1989-90	225
3. 1991-92	206
4. 1990-91	198
5. 1999-00	180
6. 2006-07	155
7. 2002-03	132
8. 2004-05	127
9. 2003-04	122
10. 1994-95	120

---

\*\* 2007-08 110

### **LSU TEAM FT PCT. LEADERS**

1. 1988-89	.770
2. 1985-86	.750
3. 1963-64	.737
4. 2004-05	.730
5. 1969-70	.727
6. 1972-73	.720
7. 1984-85	.714
7. 1967-68	.714
7. 2007-08	.714
10. 1979-80	.710

# The Last Time LSU ...

## ALL GAMES

### Scoring

Less Than 50 points .....	39 -- vs. Miss. State (39-61), 1/9/08
50-59 points .....	53 -- at Texas A&M (79-53), 1/5/08
60-69 points .....	67 -- vs. Auburn (67-74), 1/16/08
70-79 points .....	71 -- at Ole Miss (71-74), 1/12/08
80-89 points .....	82 -- vs. Northwestern St. (82-58), 12/15/07
90-99 points .....	92 -- vs. Miss. Valley (92-58), 12/28/06
100 or more points .....	104 -- vs. Nicholls State (104-57), 11/21/05

### Opponents Scoring

Less than 50 points .....	45 -- by Southern (45-88), 11/30/07
50-59 points .....	58 -- by Northwestern St., (58-82), 12/15/07
60-69 points .....	61 -- by Miss. State (61-39), 1/9/08
70-79 points .....	74 -- by Auburn (74-67), 1/16/08
80-89 points .....	87 -- by Arizona State (87-84), 11/21/07
90-99 points .....	96 -- by Arkansas (75-96), 1-26-00
100 or more points .....	101 -- by Ohio State (101-113), 1-15-05

### Field Goal Percentage

Shot 20-29 percent .....	21.2 -- vs. Miss. State (14-66), 1/9/08
Shot 30-39 percent .....	37.1 -- at Texas A&M (23-62), 1/5/08
Shot 40-49 percent .....	47.9 -- vs. Auburn (23-48), 1/16/08
Shot 50-59 percent .....	53.8 -- vs. Southern (35-65), 11/30/07
Shot 60-69 percent .....	60.9 -- vs. Ole Miss (28-46), 2/14/07
Shot 70 percent or above .....	70.3 -- vs. Centenary (45-64), 1-15-03

### Opponents Field Goal Percentage

Shot 20-29 percent .....	24.6 -- by Southern (16-65), 11/30/07
Shot 30-39 percent .....	31.0 -- by Northwestern St. (22-71), 12/15/07
Shot 40-49 percent .....	45.9 -- by Ole Miss (28-61), 1/12/08
Shot 50-59 percent .....	54.7 -- by Auburn (29-53), 1/16/08
Shot 60-69 percent .....	60.0 -- by W. Va. (33-55), 11-27-04

### Three-Point FG Percentage

Shot less than 10 percent .....	0.0 -- vs. UCLA (NCAA FF) (0-6), 4/1/06
Shot 10-19 percent .....	11.8 -- vs. Miss. State (2-17), 1/9/08
Shot 20-29 percent .....	29.2 -- vs. Auburn (7-24), 1/16/08
Shot 30-39 percent .....	34.8 -- at Ole Miss (8-23), 1/12/08
Shot 40-49 percent .....	43.5 -- vs. Oregon State (10-23), 12/22/07
Shot 50-59 percent .....	57.1 -- at Ole Miss (4-7), 2/14/07
Shot 60 percent or more .....	63.6 -- vs. Georgia (7-11), 1/25/06

### Opponents Three-Point FG Percentage

Shot less than 10 percent .....	7.1 -- by Georgia (1-14), 1/25/06
Shot 10-19 percent .....	10.5 -- by Wichita State (2-19), 12/19/07
Shot 20-29 percent .....	22.2 -- by Miss. State (4-18), 1/9/08
Shot 30-39 percent .....	30.0 -- by Ole Miss (6-20), 1/12/08
Shot 40-49 percent .....	47.4 -- by Auburn (9-19), 1/16/08
Shot 50-59 percent .....	52.2 -- by McNeese State (12-23), 11/14/07
Shot 60 percent or more .....	61.5 -- by Washington (8-13), 12/20/06

### Free Throw Percentage

Shot less than 50 percent .....	46.7 -- at Ole Miss (7-15), 1/12/08
Shot 50-59 percent .....	50.0 -- at Texas A&M (4-8), 1/5/08
Shot 60-69 percent .....	69.2 -- vs. Miss. State (9-13), 1/9/08
Shot 70-79 percent .....	73.7 -- vs. Auburn (14-19), 1/16/08
Shot 80-89 percent .....	83.3 -- vs. Washington (10-12), 12/29/07
Shot 90-99 percent .....	93.5 -- vs. Ohio State (29-31), 1-15-05
Shot 100 percent .....	100.0 -- vs. Alabama (9-9), 1/31/07

### Rebounds

Had 20-29 rebounds .....	29 -- vs. Auburn, 1/16/08
Had 30-39 rebounds .....	35 -- at Ole Miss, 1/12/08
Had 40-49 rebounds .....	41 -- vs. Chaminade, 11/20/07
Had 50-59 rebounds .....	52 -- vs. Southern, 11/30/07
Had 60 or more rebounds .....	60 -- vs. Troy State, 12-22-98

### Opponent Rebounds

Less than 20 rebounds .....	19 -- by South Carolina, 1-12-05
20-29 rebounds .....	28 -- by Auburn, 1/16/08
30-39 rebounds .....	39 -- by Ole Miss, 1/12/08
40-49 rebounds .....	47 -- by Miss. State, 1/8/08
50-59 rebounds .....	50 -- by Wichita State, 12/19/07

### Assists

Less than 5 assists .....	4 -- vs. Miss. State, 1/9/08
5-10 assists .....	9 -- at Texas A&M, 1/5/08
11-15 assists .....	12 -- vs. Auburn, 1/16/08
16-20 assists .....	17 -- at Northwestern St., 12/15/07
21-25 assists .....	21 -- vs. Miss. Valley, 12/28/06
26-30 assists .....	26 -- vs. ULM, 11/19/06
31 or more assists .....	33 -- vs. Georgia State, 12-28-94

### Opponent Assists

Less than 5 assists .....	4 -- by Southern, 11/30/07
5-10 assists .....	10 -- by Villanova, 12/6/07
11-15 assists .....	15 -- by Auburn, 1/16/08
16-20 assists .....	17 -- by Auburn, 2/28/07
21-25 assists .....	21 -- by Tennessee, 1-6-99
26-30 assists .....	28 -- by Fresno State, 11-26-97
31 or more assists .....	33 -- by Kentucky, 1-16-96

### Blocks

0 blocks .....	0 -- vs. Auburn, 1/16/08
1-5 blocks .....	4 -- vs. Ole Miss, 1/12/08
6-10 blocks .....	6 -- vs. Oregon State, 12/22/07
11-15 blocks .....	14 -- at Villanova, 12/6/07
16 or more blocks .....	16 -- vs. Texas, 1-2-90

### Opponent Blocks

0 blocks .....	0 -- by Nicholls, 11/28/07
1-5 blocks .....	1 -- by Auburn, 1/16/08
6-10 blocks .....	10 -- by Miss. State, 1/9/08
11-15 blocks .....	11 -- by UConn, 1/6/07

### Steals

0 steals .....	0 -- vs. Georgia Tech, 3-17-90
1-5 steals .....	5 -- at Texas A&M, 1/5/08
6-10 steals .....	6 -- by Auburn, 1/16/08
11-15 steals .....	12 -- vs. Northwestern State, 12/15/07
16 or more steals .....	22 -- vs. Arkansas, 2-17-01

### Opponent Steals

0 steals .....	0 -- by Florida, 2/19/05
1-5 steals .....	2 -- by Ole Miss, 1/12/08
6-10 steals .....	9 -- by Auburn, 1/16/08
11-15 steals .....	11 -- by Washington, 12/29/07
16 or more steals .....	16 -- by Miami (Fla.), 12-27-01

# The Last Time An LSU Player..

## ALL GAMES

Scored 20-24 points .....	20	Marcus Thornton, vs. Oregon State, 12/22/07
Scored 25-29 points .....	27	Marcus Thornton, vs. Auburn, 1/16/08
Scored 30-34 points .....	32	Darrel Mitchell, vs. Ohio State, 1-15-05
Scored 35-39 points .....	35	Maurice Carter, vs. Arkansas, 1-2-99
Scored 40-45 points .....	40	Ronnie Henderson, vs. Alabama, 2-11-95
Scored 45-49 points .....	46	Chris Jackson, vs. Vanderbilt, 2-18-90
Scored 50-54 points .....	51	Chris Jackson, vs. Texas, 1-2-90
Scored 55-59 points .....	55	Chris Jackson, vs. Ole Miss, 3-4-89
Scored 60 or more.....	64	Pete Maravich, vs. Kentucky, 2-21-70
Scored double figures in 5 straight games.....	7	Anthony Randolph, 12/22/07 to 1/16/08
Scored double figures in 10 straight games.....	10	Tasmin Mitchell 1/3/107 to 3/3/07
Scored double figures in 15 straight games.....	48	Glen Davis, 3/5/05 to 12/17/06
Scored double figures in 20 straight games.....	48	Glen Davis, 3/5/05 to 12/17/06
Scored double figures in 25 straight games.....	48	Glen Davis, 3/5/05 to 12/17/06
Scored double figures in 30 straight games.....	48	Glen Davis, 3/5/05 to 12/17/06
Scored double figures in 35 straight games.....	48	Glen Davis, 3/5/05 to 12/17/06
Scored double figures in 40 straight games.....	48	Glen Davis, 3/5/05 to 12/17/06
Scored double figures in 45 or more straight game .....	48	Glen Davis, 3/5/05 to 12/17/06
Scored 20 points or more in 2 straight games .....	2	Marcus Thornton, 25 at Ole Miss (1/12/08); 27 vs. Auburn (1/16/08)
Scored 20 points or more in 3 straight games .....	3	Marcus Thornton, 27 vs. Southeastern Louisiana (11/12/07); 24 vs. McNeese (11/14/07); 20 vs. Oklahoma State (11/19/07)
Scored 20 points or more in 4 straight games .....	4	Glen Davis, 20 at Tulane, 12/2/06; 24 vs. Texas A&M, 12/5/06; 21 vs. Texas, 12/10/06; 22 at Oregon State, 12/17/06
Scored 20 points or more in 5 straight games .....		
Scored 30 points or more in consecutive games.....	3	Ronnie Henderson, 40 vs. Alabama, 2-11-95; 30 vs. Ole Miss, 2-15-95; 33 vs. Georgia, 2-18-95
Made 10-14 field goals in a game.....	10	Anthony Randolph, vs. Southern, 11-30-07
Made 15 or more field goals in a game .....	18	Shaquille O'Neal, vs. Northern Arizona, 12-28-91
Attempted 15-19 field goals in a game .....	17	Anthony Randolph, at Texas A&M, 1/5/08
Attempted 20-24 field goals in a game .....	16	Marcus Thornton, at Texas A&M, 1/5/08
Attempted 25-29 field goals in a game .....	20	Marcus Thornton, vs. Auburn, 1/16/08
Attempted 30 or more field goals in a game .....	25	Ronnie Henderson, vs. Nicholls State, 1-23-96
	34	Ronnie Henderson, vs. Oklahoma State, 12-20-94
Made 5 three pointers in a game .....	5	Terry Martin, vs. Auburn, 1/13/07
Made 6-9 three pointers in a game.....	6	Marcus Thornton, vs. Auburn, 1/16/08
Made 10 or more three pointers in a game .....	10	Chris Jackson, vs. Tennessee, 2-10-90
Attempted 7 three pointers in a game .....	7	Marcus Thornton, vs. Southern, 11/30/07
Attempted 8-10 three pointers in a game .....	10	Marcus Thornton, at Ole Miss, 1/12/08
Attempted 11 or more three pointers in a game .....	16	Marcus Thornton, vs. Auburn, 1/16/08
Had 10-14 rebounds .....	11	Anthony Randolph, at Ole Miss, 1/12/08
Had 15-19 rebounds .....	15	Glen Davis, vs. Tennessee (SECT), 3/8/07
Had 20 or more rebounds.....	21	Jaime Lloreda, vs. McNeese State, 11-24-03

# The Last Time An LSU Player..

## ALL GAMES

Had 10 or more rebounds in 2 straight games .....	2	Glen Davis, 18 vs. Arkansas, 2/10/07; 10 at Ole Miss, 2/14/07
Had 10 or more rebounds in 3 straight games .....	3	Glen Davis, 13 at Tennessee, 2/7/07; 18 vs. Arkansas, 2/10/07; 10 at Ole Miss, 2/14/07
Had 10 or more rebounds in 4 straight games .....	4	Glen Davis, 10 at Miss. State, 2/3/07; 13 at Tennessee, 2/7/07; 18 vs. Arkansas, 2/10/07; 11 vs. Ole Miss, 2/14/07
Had 10 or more rebounds in 5 straight games .....	5	Glen Davis, 13 vs. Miss. State, 2/15/06; 11 at Auburn, 2/18/06; 11 at Vandy, 2/22/06; 15 vs. Kentucky, 2/25/06, 10 vs. S. Carolina, 2/28/06
Had 10 or more rebounds in 6 or more games .....	8	Glen Davis, 11 at Alabama, 2/4/06; 16 vs. Arkansas, 2/8/06; 15 at Florida, 2/11/06; 13 vs. Miss. State, 2/15/06; 11 at Auburn, 2/18/06; 11 at Vandy, 2/22/06; 15 vs. Kentucky, 2/25/06; 10 at S. Carolina, 2/28/06
Had 9 offensive rebounds in a game .....	9	Glen Davis, vs. Tennessee (SECT), 3/8/07
Had 10 defensive rebounds in a game.....	10	Marcus Thornton, at Villanova, 12/6/07
Had 5-7 assists .....	5	Garrett Temple, vs. Washington, 12/29/07
Had 8-10 assists .....	8	Darrel Mitchell, vs. Kentucky, 2/25/06
Had 11-15 assists .....	12	Torris Bright, vs. McNeese State, 12-7-02
Had 16 or more assists .....	18	Randy Livingston, vs. George Mason, 12-3-94
Had 3-5 blocks in a game .....	3	Anthony Randolph, at Ole Miss, 1/12/08
Had 6-8 blocks in a game .....	6	Chris Johnson, vs. McNeese State, 11/14/07
Had 9-10 blocks in a game .....	9	Tyrus Thomas, vs. Tennessee, 1/14/06
Had 11 or more blocks in a game .....	11	Stromile Swift, vs. Alabama, 2-10-99
Had 3-5 steals in a game .....	3	Marcus Thornton, vs. Auburn, 1/16/08
Had 6-7 steals in a game .....	6	Darrel Mitchell, vs. McNeese State, 12/10/05
Had 8-9 steals in a game .....	8	Clarence Ceasar, vs. Auburn, 1-8-94
Had 10 or more steals in a game .....	10	Shawn Griggs, vs. Tennessee, 2-23-91
Had a double-double.....		Anthony Randolph, at Ole Miss, 18 pts-11 reb, 1/12/08
Had a double-double in 2 straight games .....		Glen Davis, vs. Arkansas, 19 pts-18 reb., 2/1/07; at Ole Miss, 26 pts-11 reb., 2/14/07
Had a double-double in 3 or more straight games .....	3	Glen Davis, vs. Louisiana Tech, 23 pts-14 reb., 12/23/06; vs. Wright State, 26 pts-12 reb., 12/27/06; vs. Miss. Valley, 19 pts-13 reb., 12/28/06
Had a triple-double .....		Shaquille O'Neal, 26 pts-13 reb-11 blks, vs. BYU, 3-19-92
Played 40 minutes in a game .....	40	Garrett Temple, vs. Auburn, 1/16/08
Played 41-49 minutes in a game.....	42	Garrett Temple, vs. Tennessee (SECT), 3/8/07
Played 50 or more minutes in a game .....	54	Maurice Carter, vs. Alabama, 2-10-99

# Previous Game Boxscores

## Game 1 -- LSU 72, Southeastern Louisiana 62

11/12/07 7:00 pm at Maravich Center (Baton Rouge, LA)

### Southeastern Louisiana 1-1

Player	fg-a	3fg-a	ft-a	reb	pf	tp	a	to	blk	s	min
Span, Warrell, f	6-13	0-1	2-2	4	3	14	1	1	0	1	27
Green, Keyvn, f	4-14	1-5	0-0	4	3	9	0	2	0	0	30
Nance, Tavaris, f	4-9	0-2	3-6	3	5	11	4	1	0	3	35
Sullivan, Patrick, c	5-10	0-0	0-2	14	3	10	1	6	1	0	29
Nicks, Dekyron, g	3-8	2-6	3-4	1	4	11	0	1	0	2	37
Dunbar, Jeremy	2-4	1-3	0-0	0	0	5	0	1	0	0	16
Arnold, Daryl	1-3	0-2	0-0	3	0	2	0	1	0	0	12
Ndoumba, David	0-2	0-0	0-0	7	2	0	0	1	0	0	11
Austin, Howard	0-0	0-0	0-0	0	0	0	0	1	0	0	3
TEAM				2				1			
Totals.....	25-63	4-19	8-14	38	20	62	6	16	1	7	200

<b>TOTAL FG%</b>	<b>1st Half: 12-37 32.4%</b>	<b>2nd Half: 13-26 50.0%</b>	<b>Game: 39.7%</b>	<b>DB</b>
<b>3-Pt. FG%</b>	<b>1st Half: 2-8 25.0%</b>	<b>2nd Half: 2-11 18.2%</b>	<b>Game: 21.1%</b>	<b>REB.</b>
<b>F Throw %</b>	<b>1st Half: 4-8 50.0%</b>	<b>2nd Half: 4-6 66.7%</b>	<b>Game: 57.1%</b>	<b>4</b>

### LSU 1-0

Player	fg-a	3fg-a	ft-a	reb	pf	tp	a	to	blk	s	min
Mitchell, Tasmin, f	3-6	0-1	0-0	2	4	6	3	3	1	2	24
Randolph, A., f	7-11	1-2	4-6	13	2	19	2	2	6	4	33
Thornton, M. g	8-14	4-7	7-9	2	0	27	2	2	0	2	34
Martin, Terry, g	2-7	0-2	2-2	4	3	6	3	2	0	1	31
Temple, Garrett, g	0-1	0-1	0-2	1	3	0	1	2	0	0	29
Mason, Dameon	2-5	0-0	1-1	1	1	5	0	1	0	0	15
Spencer, Bo	3-3	1-1	0-0	1	1	7	2	2	0	1	21
Johnson, Chris	1-4	0-2	0-0	2	0	2	0	0	1	1	13
TEAM				3	1						
Totals.....	26-51	6-16	14-20	29	15	72	13	14	8	11	200

<b>TOTAL FG%</b>	<b>1st Half: 12-27 44.4%</b>	<b>2nd Half: 14-24 58.3%</b>	<b>Game: 51.0%</b>	<b>DB</b>
<b>3-Pt. FG%</b>	<b>1st Half: 3-9 33.3%</b>	<b>2nd Half: 3-7 42.9%</b>	<b>Game: 37.5%</b>	<b>REB.</b>
<b>F Throw %</b>	<b>1st Half: 3-3 100%</b>	<b>2nd Half: 11-17 64.7%</b>	<b>Game: 70.0%</b>	<b>4</b>

Officials: Ed Corbett, Bert Smith, Michael Stephens

Technical fouls: Southeastern Louisiana-None. LSU-TEAM.

Attendance: 8171

Score by Periods	1st	2nd	Total
Southeastern Louisiana	30	32	62
LSU	30	42	72

## Game 2 -- LSU 76, McNeese State 72

11/14/07 7:00 pm at Maravich Center (Baton Rouge, LA)

### McNeese State 0-2

Player	fg-a	3fg-a	ft-a	reb	pf	tp	a	to	blk	s	min
Lawrence, Rorey, f	2-7	1-4	0-0	4	2	5	2	3	1	4	34
Bradley, Jarvis, f	4-8	0-0	0-0	3	5	8	0	2	0	0	25
Penn, Kleon, f	3-5	0-0	0-0	3	2	6	1	0	4	2	25
Pichon, John, f	3-9	1-2	0-0	6	5	7	2	3	0	0	21
Ford, John, g	8-13	5-6	0-0	3	2	21	5	1	0	0	37
Kapelan, Diego	5-13	5-10	0-0	3	0	15	0	0	0	0	25
Martin, Stephan	0-1	0-0	0-0	1	0	0	0	0	0	0	3
Collins, C.J.	0-0	0-0	0-0	0	1	0	0	0	0	0	4
Wardell, Aldryan	3-6	0-0	4-4	4	5	10	0	4	0	1	21
Robinson, Anthony	0-1	0-1	0-0	0	0	0	0	0	0	0	2
Alawoya, P.J.	1-1	0-0	0-0	1	0	2	0	0	0	0	3
David, Preston	0-0	0-0	0-0	0	0	0	0	0	0	0	0+
TEAM				3				1			
Totals.....	29-64	12-23	4-6	31	22	74	10	14	5	7	200

<b>TOTAL FG%</b>	<b>1st Half: 12-31 38.7%</b>	<b>2nd Half: 17-33 51.5%</b>	<b>Game: 45.3%</b>	<b>DB</b>
<b>3-Pt. FG%</b>	<b>1st Half: 6-12 50.0%</b>	<b>2nd Half: 6-11 54.5%</b>	<b>Game: 52.2%</b>	<b>Reb.</b>
<b>F Throw %</b>	<b>1st Half: 2-4 50.0%</b>	<b>2nd Half: 2-2 100%</b>	<b>Game: 66.7%</b>	<b>1</b>

### LSU 2-0

Player	fg-a	3fg-a	ft-a	reb	pf	tp	a	to	blk	s	min
Mitchell, Tasmin, f	4-13	0-4	8-10	14	2	16	3	4	0	4	36
Randolph, A. f	5-9	0-1	2-4	7	3	12	3	2	1	2	29
Johnson, Chris c	2-4	0-1	0-0	3	3	4	1	2	6	0	26
Thornton, M. g	8-16	2-8	6-7	3	1	24	2	3	1	1	37
Martin, Terry g	5-10	1-3	0-2	5	0	11	2	2	1	1	30
Spencer, Bo	0-0	0-0	2-2	1	0	2	0	1	0	0	12
Temple, Garrett	3-4	0-1	3-4	2	2	9	2	0	2	1	30
TEAM				3							
Totals.....	27-56	3-18	21-29	38	11	78	13	14	11	9	200

<b>TOTAL FG%</b>	<b>1st Half: 11-25 44.0%</b>	<b>2nd Half: 16-31 51.6%</b>	<b>Game: 48.2%</b>	<b>DB</b>
<b>3-Pt. FG%</b>	<b>1st Half: 0-8 0.0%</b>	<b>2nd Half: 3-10 30.0%</b>	<b>Game: 16.7%</b>	<b>REB.</b>
<b>F Throw %</b>	<b>1st Half: 10-12 83.3%</b>	<b>2nd Half: 11-17 64.7%</b>	<b>Game: 72.4%</b>	<b>4</b>

Officials: Tony Greene, Bruce Benedict, Antinio Petty

Technical fouls: McNeese State-Bradley, Jarvis. LSU-Mitchell, Tasmin.

Attendance: 7891

Score by Periods	1st	2nd	Total
McNeese State	32	42	74
LSU	32	46	78

## Game 3 -- Oklahoma State 83, LSU 77 (First-Round EA Sports Maui Invitational)

11-19-07 12 p.m. at Lahaina Civic Center, Maui, Hawaii

### LSU 2-1

Player	fg-a	3fg-a	ft-a	reb	pf	tp	a	to	blk	s	min
Mitchell, Tasmin f	0-2	0-0	0-0	1	2	0	0	2	0	1	6
Randolph, A. f	2-5	0-1	1-2	5	4	5	2	5	3	0	26
Johnson, Chris, c	8-9	3-4	0-0	5	2	19	1	7	0	0	37
Thornton, M. g	6-14	2-6	6-6	3	3	20	1	0	1	1	31
Martin, Terry, g	2-9	1-6	0-0	6	3	5	0	2	0	0	24
Spencer, Bo	3-6	2-3	2-2	1	2	10	4	4	0	1	25
Temple, Garrett	4-7	3-5	6-6	3	4	17	5	4	1	1	34
Green, Garrett	0-1	0-0	1-2	2	5	1	1	2	2	1	17
TEAM				5							
Totals.....	25-53	11-25	16-18	31	25	77	14	26	7	5	200

<b>TOTAL FG%</b>	<b>1st Half: 7-23 30.4%</b>	<b>2nd Half: 18-30 60.0%</b>	<b>Game: 47.2%</b>	<b>DB</b>
<b>3-Pt. FG%</b>	<b>1st Half: 3-10 30.0%</b>	<b>2nd Half: 8-15 53.3%</b>	<b>Game: 44.0%</b>	<b>REB</b>
<b>F Throw %</b>	<b>1st Half: 7-8 87.5%</b>	<b>2nd Half: 9-10 90.0%</b>	<b>Game: 88.9%</b>	<b>0</b>

### OKLAHOMA STATE 2-1

Player	fg-a	3fg-a	ft-a	reb	pf	tp	a	to	blk	s	min
Dove, Marcus f	5-9	2-3	0-0	5	3	12	2	2	1	1	39
Thomas, I. f	6-9	2-3	1-1	3	5	15	0	4	1	1	22
Harris, Terrel f	6-11	3-4	9-10	7	2	24	1	1	0	4	36
Muonelo, Obi, g	1-5	0-3	0-0	2	2	2	4	6	0	3	29
Anderson, James g	8-16	2-7	7-9	3	1	25	2	1	1	2	35
Eaton, Byron	0-2	0-0	2-2	3	4	2	3	3	0	1	17
Brown, Anthony	1-3	0-0	0-0	3	4	2	0	0	0	0	10
Adams, Martavius	0-3	0-0	0-0	2	0	0	0	0	0	0	8
Sidorakis, Nick	0-0	0-0	0-0	0	0	0	0	1	0	0	3
Moses, Marshall	0-0	0-0	1-2	1	0	1	0	0	0	0	1
TEAM				3							
Totals.....	27-58	9-20	20-24	32	21	83	12	18	3	12	200

<b>TOTAL FG%</b>	<b>1st Half: 16-34 47.1%</b>	<b>2nd Half: 11-24 45.8%</b>	<b>Game: 46.6%</b>	<b>DB</b>
<b>3-Pt. FG%</b>	<b>1st Half: 5-11 45.5%</b>	<b>2nd Half: 4-9 44.4%</b>	<b>Game: 45.0%</b>	<b>REB</b>
<b>F Throw %</b>	<b>1st Half: 5-8 62.5%</b>	<b>2nd Half: 15-16 93.8%</b>	<b>Game: 83.3%</b>	<b>2</b>

Officials: Ed Hightower, Terry Wymer, John Hughes

Technical fouls: Louisiana State-None. OKLAHOMA STATE-None.

Attendance: 2500

Score by Periods	1st	2nd	Total
LSU	24	53	77
OKLAHOMA STATE	42	41	83

## Game 4 -- LSU 78, Chaminade 72 (Consolation Semifinals -- EA Sports Maui Invitational)

11-20-07 8:30 a.m. at Lahaina Civic Center, Maui, Hawaii

### LSU 3-1

Player	fg-a	3fg-a	ft-a	reb	pf	tp	a	to	blk	s	min
Randolph, A. f	9-14	0-0	3-4	9	2	21	2	4	2	1	32
Johnson, Chris, c	8-15	0-1	2-3	11	1	18	1	1	3	1	34
Thornton, M. g	2-12	0-4	0-2	2	3	4	0	1	1	2	29
Martin, Terry, g	5-12	3-8	0-1	7	3	13	1	1	3	1	33
Temple, Garrett, g	3-7	1-3	2-4	4	2	9	4	2	1	3	35
Spencer, Bo	4-6	4-6	0-0	3	2	11	2	2	1	0	23
Green, Garrett	1-2	0-0	0-0	4	0	2	1	0	0	0	14
Farrer, Alex	0-0	0-0	0-0	0	0	0	1	0	0	0	0+
TEAM				1							
Totals.....	32-68	7-21	7-14	41							



**Game 5 -- Arizona State 87, LSU 84 (OT) (5th place game -- EA Sports Maui Invitational)**  
 11-21-07 9 a.m. at Lahaina Civic Center, Maui, Hawaii

LSU 3-2	Player	fg-a	3fg-a	ft-a	reb	pf	tp	a	to	blk	s	min
	Randolph, A. f	8-14	0-2	5-6	7	2	21	1	0	2	1	34
	Johnson, Chris c	4-5	1-1	2-2	5	5	11	1	5	2	1	21
	Thornton, M. g	7-19	4-12	0-0	12	4	18	1	5	0	1	40
	Martin, Terry g	1-8	1-7	0-0	2	2	3	3	3	0	0	27
	Temple, Garrett, g	2-4	1-2	6-6	5	4	11	7	4	1	1	40-
	Spencer, Bo	5-9	4-8	0-0	2	3	14	3	2	0	0	34
	Green, Garrett	1-1	0-0	0-0	0	4	2	0	0	0	0	7
	Farrer, Alex	1-2	1-1	1-2	1	1	4	2	1	0	0	22
	TEAM				3							
Totals.....		29-62	12-33	14-16	37	25	84	18	20	5	4	225

<b>TOTAL FG%</b>	<b>1st Half: 14-32 43.8%</b>	<b>2nd Half: 13-25 52.0%</b>	<b>Game: 46.8%</b>	<b>DB</b>
<b>3-Pt. FG%</b>	<b>1st Half: 6-20 30.0%</b>	<b>2nd Half: 5-11 45.5%</b>	<b>Game: 36.4%</b>	<b>REB.</b>
<b>F Throw %</b>	<b>1st Half: 6-6 100%</b>	<b>2nd Half: 7-8 87.5%</b>	<b>Game: 87.5%</b>	<b>0</b>

Arizona State 2-1	Player	fg-a	3fg-a	ft-a	reb	pf	tp	a	to	blk	s	min
	Pendergraph, J. f	11-15	0-0	3-5	10	3	25	1	3	1	1	34
	Abbott, Ty, g	2-9	1-6	0-0	5	4	5	3	0	0	1	31
	McMillan, J. g	0-1	0-0	0-0	0	2	0	5	2	0	0	12
	Harden, James, g	6-16	0-3	11-14	6	3	23	3	1	2	2	37
	Shipp, Jerren, g	1-5	1-4	1-2	4	2	4	0	1	0	1	39
	Atuahene, Antwi	1-1	1-1	0-0	2	0	3	0	1	0	1	11
	Boateng, Eric	4-5	0-0	1-4	3	2	9	0	2	1	0	10
	Glasser, Derek	2-3	0-1	3-4	1	0	7	3	2	0	2	33
	Polk, Christian	4-7	3-6	0-0	2	2	11	0	2	0	1	18
	TEAM				1							
Totals.....		31-62	6-21	19-29	34	18	87	15	14	4	9	225

<b>TOTAL FG%</b>	<b>1st Half: 16-29 55.2%</b>	<b>2nd Half: 13-27 48.1%</b>	<b>Game: 50.0%</b>	<b>DB</b>
<b>3-Pt. FG%</b>	<b>1st Half: 6-13 46.2%</b>	<b>2nd Half: 0-7 0.0%</b>	<b>Game: 28.6%</b>	<b>REB.</b>
<b>F Throw %</b>	<b>1st Half: 5-9 55.6%</b>	<b>2nd Half: 9-14 64.3%</b>	<b>Game: 65.5%</b>	<b>5</b>

Officials: Mark Whitehead, John Hughes, Kevin Brill  
 Technical fouls: Louisiana State-None. ARIZONA STATE-None.  
 Attendance: 2500  
**Score by Periods**

	1st	2nd	OT	Total
Louisiana State	40	38	6	84
ARIZONA STATE	43	35	9	87

**Game 6 -- LSU 68, Nicholls State 41**  
 11/28/07 7:00 pm at Maravich Center (Baton Rouge, LA)

Nicholls State 1-6	Player	fg-a	3fg-a	ft-a	reb	pf	tp	a	to	blk	s	min
	Bathie, Ryan, f	4-9	2-6	1-3	3	2	11	2	2	0	1	31
	Czepil, Michael, g	4-11	2-8	0-0	3	3	10	2	1	0	4	35
	Payne, Justin, g	3-7	1-2	1-2	3	2	8	1	2	0	0	24
	Friend, Dominic, g	0-6	0-2	0-0	2	2	0	2	7	0	1	23
	Gray, Adonis,	1-5	0-0	1-2	5	1	3	1	3	0	2	21
	Boyce, Mitch	1-2	0-0	0-2	1	1	2	1	0	0	0	7
	Shanks, Reggie	1-2	0-0	0-0	1	0	2	0	0	0	0	4
	Verner, Gil	1-4	0-3	0-0	2	2	2	0	1	0	2	15
	Carter, Kellan	1-1	0-0	0-1	3	3	2	0	0	0	4	19
	Bose, Anatoly	0-5	0-3	1-2	2	0	1	1	2	0	0	17
	Paige, Chris	0-1	0-0	0-2	0	0	0	0	1	0	0	4
	TEAM				3							
Totals.....		16-53	5-24	4-14	28	16	41	10	19	0	14	200

<b>TOTAL FG%</b>	<b>1st Half: 7-22 31.8%</b>	<b>2nd Half: 9-31 29.0%</b>	<b>Game: 30.2%</b>	<b>DB</b>
<b>3-Pt. FG%</b>	<b>1st Half: 4-11 36.4%</b>	<b>2nd Half: 1-13 7.7%</b>	<b>Game: 20.8%</b>	<b>REB</b>
<b>F Throw %</b>	<b>1st Half: 1-7 14.3%</b>	<b>2nd Half: 3-7 42.9%</b>	<b>Game: 28.6%</b>	<b>5</b>

LSU 4-2	Player	fg-a	3fg-a	ft-a	reb	pf	tp	a	to	blk	s	min
	Randolph, A. f	3-6	0-1	0-0	7	2	6	1	2	3	3	21
	Johnson, Chris c	5-7	0-1	6-6	6	2	16	0	3	3	1	24
	Thornton, M. g	9-15	4-8	2-3	6	1	24	1	2	1	0	35
	Martin, Terry g	2-4	0-1	0-0	2	2	4	1	3	1	0	21
	Temple, Garrett g	0-2	0-2	0-1	3	2	0	2	2	1	3	32
	Mason, Dameon	1-3	0-0	0-0	4	2	2	1	2	0	0	21
	Terrebonne, Greg	0-0	0-0	0-0	0	0	0	0	1	0	0	2
	Spencer, Bo	3-8	3-7	2-2	4	1	11	3	2	0	0	29
	Green, Garrett	2-3	0-0	0-1	5	0	4	0	2	0	0	7
	Farrer, Alex	0-0	0-0	1-2	1	1	1	1	2	0	0	8
	TEAM				1							
Totals.....		25-48	7-20	11-15	39	13	68	10	21	9	7	200

<b>TOTAL FG%</b>	<b>1st Half: 11-22 50.0%</b>	<b>2nd Half: 14-26 53.8%</b>	<b>Game: 52.1%</b>	<b>DB</b>
<b>3-Pt. FG%</b>	<b>1st Half: 3-9 33.3%</b>	<b>2nd Half: 4-11 36.4%</b>	<b>Game: 35.0%</b>	<b>REB</b>
<b>F Throw %</b>	<b>1st Half: 6-8 75.0%</b>	<b>2nd Half: 5-7 71.4%</b>	<b>Game: 73.3%</b>	<b>2</b>

Officials: Tony Greene, JB Caldwell, Mike Roberts  
 Technical fouls: Nicholls State-None. LSU-None.  
 Attendance: 7704

**Score by Periods**

	1st	2nd	Total
Nicholls State	19	22	41
LSU	31	37	68

**Game 7 -- LSU 88, Southern 45**  
 11/30/07 7:00 pm at PMAC, Baton Rouge, LA

Southern University 1-4	Player	fg-a	3fg-a	ft-a	reb	pf	tp	a	to	blk	s	min
	DAVIS,Chris *	3-14	0-5	3-4	6	0	9	0	1	0	3	27
	HOLLIDAY,Joe *	0-6	0-4	0-0	2	0	0	1	1	0	1	26
	GUILLORY,Geri *	1-3	1-2	2-2	1	1	5	1	4	0	0	25
	JACK,Joseph *	1-6	0-1	1-2	3	2	3	0	1	1	1	19
	HONORE,Barry *	6-15	1-3	1-1	9	3	14	0	2	1	1	29
	WHITE,Brandon	0-0	0-0	1-2	2	0	1	1	0	0	1	4
	EKWEQZOR,Chike	0-0	0-0	0-4	0	1	0	0	0	2	0	11
	WILEY,Steffon	1-4	0-1	1-2	2	2	3	0	2	0	2	16
	INGRAM,Julius	1-3	0-0	1-2	1	0	3	0	0	0	0	8
	WILLIAMS,Jazz	1-4	1-3	0-0	1	0	3	0	1	0	0	14
	BYARS,Brandon	0-0	0-0	0-0	0	1	0	0	1	0	0	3
	SCOTT,Douglas	1-5	0-0	0-0	2	1	2	1	1	0	0	8
	DAVIS,Andre'	1-5	0-0	0-0	2	3	2	0	0	0	0	10
	TEAM				4							
Totals.....		16-65	3-19	10-19	35	14	45	4	14	4	9	200

<b>TOTAL FG%</b>	<b>1st Half: 8-31 25.8%</b>	<b>2nd Half: 8-34 23.5%</b>	<b>Game: 24.6%</b>	<b>DB</b>
<b>3-Pt. FG%</b>	<b>1st Half: 2-11 18.2%</b>	<b>2nd Half: 1-8 12.5%</b>	<b>Game: 15.8%</b>	<b>REB.</b>
<b>F Throw %</b>	<b>1st Half: 3-6 50.0%</b>	<b>2nd Half: 7-13 53.8%</b>	<b>Game: 52.6%</b>	<b>4</b>

LSU 5-2	Player	fg-a	3fg-a	ft-a	reb	pf	tp	a	to	blk	s	min
	Randolph, A. f	10-14	1-2	3-5	11	1	24	1	3	5	0	26
	Johnson, Chris c	7-10	0-0	6-6	5	1	20	0	2	2	1	26
	Thornton, M. g	9-15	4-7	0-0	7	1	22	3	1	0	4	32
	Martin, Terry g	4-11	2-5	1-2	7	0	11	1	2	0	0	25
	Temple, Garrett g	1-2	0-1	1-2	4	3	3	3	1	0	1	24
	Mason, Dameon	1-4	0-0	0-0	4	4	2	2	0	0	1	15
	Terrebonne, Greg	1-3	0-0	0-0	0	0	2	2	0	0	0	2
	Spencer, Bo	0-3	0-3	0-0	1	3	0	6	2	0	1	26
	Green, Garrett	2-2	0-0	0-0	8	2	4	0	0	0	0	13
	Farrer, Alex	0-1	0-1	0-0	2	1	0	0	1	0	0	12
	TEAM				3							
Totals.....		35-65	7-19	11-15	51	16	88	18	12	7	8	200

<b>TOTAL FG%</b>	<b>1st Half: 14-34 41.2%</b>	<b>2nd Half: 21-31 67.7%</b>	<b>Game: 53.8%</b>	<b>DB</b>
<b>3-Pt. FG%</b>	<b>1st Half: 2-11 18.2%</b>	<b>2nd Half: 5-8 62.5%</b>	<b>Game: 36.8%</b>	<b>REB</b>
<b>F Throw %</b>	<b>1st Half: 1-1 100%</b>	<b>2nd Half: 10-14 71.4%</b>	<b>Game: 73.3%</b>	<b>2</b>

Officials: CC- Anthony Jordan; R1-Antinio Petty, R2-Patrick Evans  
 Technical fouls: Southern University-None. LSU-None.  
 Attendance: 7719

**Score by Periods**

	1st	2nd	Total
Southern University	21	24	45
LSU	31	57	88

**Game 8 -- Villanova 68, LSU 67 (Pizza Hut Big East/SEC Invitational)**  
 12/06/07 9:30 PM at Wachovia Center (Villanova, Pa.)

Louisiana State (5-3)	Player	fg-a	3fg-a	ft-a	reb	pf	tp	a	to	blk	s	min
	Randolph, A. f	5-10	0-1	2-3	6	5	12	1	4	4	1	27
	Temple, Garrett g	2-6	1-4	3-4	3	3	8	6	4	3	3	39
	Johnson, Chris c	3-5	0-2	5-6	4	2	11	0	3	3	1	32
	Thornton, M. g	6-15	1-6	2-2	13	3	15	2	2	0	1	38
	Martin, Terry g	5-10	4-6	0-0								

**Game 9 -- LSU 82, Northwestern State 58**  
 12/15/07 7:00 pm at Maravich Center (Baton Rouge, LA)

Northwestern State 4-7												
Player	fg-a	3fg-a	ft-a	reb	pf	tp	a	to	blk	s	min	
Gilder, Trey f	2-10	0-2	3-3	3	3	7	1	3	0	1	25	
Thomas, Gerrell f	1-9	0-1	0-0	5	4	2	0	6	0	0	23	
Bargeman, Colby f	6-18	3-5	0-0	7	0	15	1	2	1	2	32	
Moody, Jerry c	2-5	0-0	0-0	14	2	4	0	0	1	0	31	
McConathy, M. g	1-6	1-4	2-2	3	4	5	2	1	0	1	13	
Knight, Dominic	0-1	0-1	0-0	1	1	0	1	1	0	0	6	
Conine, John	0-0	0-0	0-0	1	0	0	0	0	0	0	1	
McConathy, Logan	1-3	0-2	0-0	3	4	2	3	4	0	1	19	
White, Devin	3-5	0-0	2-2	3	1	8	0	2	2	1	14	
Petravicius, D.	1-3	0-0	0-0	3	1	2	1	2	0	0	14	
Hancock, Keithan	2-7	1-5	0-0	1	0	5	1	0	0	0	13	
Jones, Damon	0-1	0-1	0-0	0	0	0	1	0	0	0	3	
Anglin, John A.	2-2	2-2	0-0	1	0	6	0	0	0	0	3	
Porterie, Kalem	1-1	0-0	0-0	1	1	2	0	0	0	0	3	
TEAM				3	1							
Totals.....	22-71	7-23	7-7	48	23	58	11	21	4	6	200	

<b>TOTAL FG%</b>	<b>1st Half: 11-33 33.3%</b>	<b>2nd Half: 11-38 28.9%</b>	<b>Game: 31.0%</b>	<b>DB</b>
<b>3-Pt. FG%</b>	<b>1st Half: 2-9 22.2%</b>	<b>2nd Half: 5-14 35.7%</b>	<b>Game: 30.4%</b>	<b>REB</b>
<b>F Throw %</b>	<b>1st Half: 0-0 0.0%</b>	<b>2nd Half: 7-7 100%</b>	<b>Game: 100%</b>	<b>0</b>

LSU 6-3												
Player	fg-a	3fg-a	ft-a	reb	pf	tp	a	to	blk	s	min	
Randolph, A. f	3-9	0-1	7-10	8	1	13	4	1	4	1	28	
Johnson, Chris f	6-8	2-2	2-2	2	1	16	1	2	1	3	33	
Thornton, M. g	7-15	4-10	4-5	5	2	22	2	2	1	3	24	
Martin, Terry g	5-11	3-6	2-3	2	15	4	2	0	0	0	29	
Temple, Garrett g	1-2	0-0	2-2	6	3	4	2	5	1	2	31	
Mason, Dameon	0-0	0-0	0-0	0	0	0	1	0	0	1	8	
Terrebonne, Greg	0-0	0-0	0-0	0	0	0	0	0	0	0	2	
Spencer, Bo	2-5	0-1	5-7	3	0	9	3	2	0	2	26	
Green, Garrett	1-3	0-0	0-0	1	1	2	0	2	0	0	11	
Farrer, Alex	0-0	0-0	1-2	2	0	1	0	1	0	0	8	
TEAM				4								
Totals.....	25-53	9-20	23-30	34	10	82	17	17	7	12	200	

<b>TOTAL FG%</b>	<b>1st Half: 14-32 43.8%</b>	<b>2nd Half: 11-21 52.4%</b>	<b>Game: 47.2%</b>	<b>DB</b>
<b>3-Pt. FG%</b>	<b>1st Half: 4-10 40.0%</b>	<b>2nd Half: 5-10 50.0%</b>	<b>Game: 45.0%</b>	<b>REB</b>
<b>F Throw %</b>	<b>1st Half: 7-7 100%</b>	<b>2nd Half: 16-23 69.6%</b>	<b>Game: 76.7%</b>	<b>2</b>

Officials: Doug Shows, Tim Clougherty, Earnie Pheal  
 Technical fouls: Northwestern State-Moody, Jerry; TEAM. LSU-None.  
 Attendance: 7809

Score by Periods	1st	2nd	Total	
Northwestern State	24	34	58	
LSU	39	43	82	

**Game 10 -- Wichita State, 67, LSU 47**  
 12-19-07, 7:07 p.m. at Wichita, Kan. (Charles Koch Arena)

LSU 6-4												
Player	fg-a	3fg-a	ft-a	reb	pf	tp	a	to	blk	s	min	
Randolph, A. f	3-13	0-1	0-1	3	2	6	1	0	2	4	28	
Johnson, Chris c	2-7	0-0	0-0	7	1	4	0	2	1	0	29	
Thornton, M. g	3-13	0-6	6-6	11	3	12	2	3	0	0	38	
Martin, Terry g	4-10	3-6	0-0	3	1	11	0	4	0	0	27	
Temple, Garrett g	3-7	0-4	0-0	2	3	6	2	1	1	0	31	
Spencer, Bo	1-5	1-4	1-2	1	1	4	0	1	0	1	20	
Green, Garrett	1-2	0-0	0-0	1	2	2	0	0	1	0	18	
Farrer, Alex	1-1	0-0	0-0	0	0	2	1	0	0	0	9	
TEAM				3								
Totals.....	18-58	4-21	7-9	31	13	47	6	11	5	5	200	

<b>TOTAL FG%</b>	<b>1st Half: 8-29 27.6%</b>	<b>2nd Half: 10-29 34.5%</b>	<b>Game: 31.0%</b>	<b>DB</b>
<b>3-Pt. FG%</b>	<b>1st Half: 3-11 27.3%</b>	<b>2nd Half: 1-10 10.0%</b>	<b>Game: 19.0%</b>	<b>REB</b>
<b>F Throw %</b>	<b>1st Half: 1-2 50.0%</b>	<b>2nd Half: 6-7 85.7%</b>	<b>Game: 77.8%</b>	<b>0</b>

Wichita St. 6-4												
Player	fg-a	3fg-a	ft-a	reb	pf	tp	a	to	blk	s	min	
Cousnard, PJ f	4-14	0-3	0-05	7	2	8	2	0	0	2	29	
Clemente, R. f	5-7	0-0	1-1	10	2	11	2	1	1	1	25	
Thomasson, P. c	4-9	0-2	7-8	4	0	15	1	0	1	0	25	
Mekel, Gal g	3-10	1-5	1-1	4	1	8	0	4	0	0	32	
Braeuer, Matt g	3-10	0-4	0-0	7	2	6	4	1	0	2	35	
Ellis, Aaron	1-2	0-0	2-2	2	3	4	0	1	0	0	14	
Preadom, Wendell	2-3	0-1	0-0	2	1	4	3	1	0	1	10	
Durley, JT	2-5	0-2	2-2	7	2	6	2	3	1	1	15	
Griskenas, Mantas	2-5	1-2	0-0	1	0	5	1	0	0	0	15	
TEAM				6								
Totals.....	26-65	2-19	13-14	50	13	67	15	11	3	7	200	

<b>TOTAL FG%</b>	<b>1st Half: 11-37 29.7%</b>	<b>2nd Half: 15-28 53.6%</b>	<b>Game: 40.0%</b>	<b>DB</b>
<b>3-Pt. FG%</b>	<b>1st Half: 0-11 0.0%</b>	<b>2nd Half: 2-8 25.0%</b>	<b>Game: 10.5%</b>	<b>REBS</b>
<b>F Throw %</b>	<b>1st Half: 5-6 83.3%</b>	<b>2nd Half: 8-8 100%</b>	<b>Game: 92.9%</b>	<b>1</b>

Officials: J.D. Collins, Gary Maxwell, Pat Driscoll  
 Attendance: 10478

Score by Periods	1st	2nd	Total	
LSU	20	27	47	
Wichita St.	27	40	67	

**Game 11 -- LSU 67, Oregon State 61**  
 12/22/07 2:00 pm at Maravich Center (Baton Rouge, LA)

Oregon State 6-5												
Player	fg-a	3fg-a	ft-a	reb	pf	tp	a	to	blk	s	min	
Jones, Marcel f	2-5	1-1	1-3	3	0	6	0	1	0	0	27	
Giles, C.J. f	2-6	0-1	1-3	4	5	5	1	3	0	0	15	
Johnson, Omar f	5-10	0-3	3-3	3	2	13	2	4	3	0	29	
Claitt, Rickey g	0-3	0-2	0-0	4	2	0	2	1	0	1	20	
Tarver, Seth g	4-12	3-5	2-2	9	3	13	3	2	0	1	34	
Hampton, Calvin	0-0	0-0	0-0	0	4	0	0	1	0	0	7	
Tarver, Josh	2-6	0-1	0-0	6	0	4	3	1	0	0	25	
Schaftenaar, R.	6-9	2-5	0-0	9	1	14	1	1	2	0	30	
Haynes, Calvin	1-2	0-0	0-0	1	0	2	0	1	0	0	4	
Carter, Sean	2-4	0-0	0-4	1	3	4	0	4	0	0	9	
TEAM				3								
Totals.....	24-52	6-18	7-14	43	20	61	12	19	5	2	200	

<b>TOTAL FG%</b>	<b>1st Half: 12-27 44.4%</b>	<b>2nd Half: 12-30 40.0%</b>	<b>Game: 42.1%</b>	<b>DB</b>
<b>3-Pt. FG%</b>	<b>1st Half: 3-7 42.9%</b>	<b>2nd Half: 3-11 27.3%</b>	<b>Game: 33.3%</b>	<b>REB</b>
<b>F Throw %</b>	<b>1st Half: 4-10 40.0%</b>	<b>2nd Half: 3-4 75.0%</b>	<b>Game: 50.0%</b>	<b>3</b>

LSU 7-4												
Player	fg-a	3fg-a	ft-a	reb	pf	tp	a	to	blk	s	min	
Randolph, A. f	3-10	0-0	8-12	9	3	14	0	3	1	2	35	
Johnson, Chris c	3-5	9-9	9-9	3	4	6	1	3	2	2	29	
Thornton, M. g	6-17	6-10	2-2	6	3	20	1	2	0	2	30	
Martin, Terry g	5-18	3-11	2-2	2	2	15	6	0	1	0	40	
Temple, Garrett g	1-3	0-1	2-2	7	1	4	5	2	2	2	40	
Spencer, Bo	0-0	0-0	0-0	0	0	0	1	0	0	0	3	
Green, Garrett	2-4	1-1	1-2	1	2	6	0	0	0	0	16	
Farrer, Alex	0-0	0-0	2-2	2	0	2	1	0	0	0	7	
TEAM				3								
Totals.....	20-57	10-23	17-22	33	15	67	15	10	6	8	200	

<b>TOTAL FG%</b>	<b>1st Half: 10-28 35.7%</b>	<b>2nd Half: 10-29 34.5%</b>	<b>Game: 35.1%</b>	<b>DB</b>
<b>3-Pt. FG%</b>	<b>1st Half: 5-9 55.6%</b>	<b>2nd Half: 5-14 35.7%</b>	<b>Game: 43.5%</b>	<b>REBS</b>
<b>F Throw %</b>	<b>1st Half: 13-16 81.3%</b>	<b>2nd Half: 4-6 66.7%</b>	<b>Game: 77.3%</b>	<b>3</b>

Officials: Tony Greene, Pat Adams, Everett Summers  
 Technical fouls: Oregon State-None. LSU-None.  
 Attendance: 7713

Score by Periods	1st	2nd	Total	
Oregon State	31	30	61	
LSU	38	29	67	

**Game 12 -- Washington 73, LSU 65**  
 12/29/07 2:00 pm at Maravich Center (Baton Rouge, LA)

Washington 8-4												
Player	fg-a	3fg-a	ft-a	reb	pf	tp	a	to	blk	s	min	
Wallace, Artem f	1-1	0-0	1-2	2	1	3	0	0	1	1	13	
Brockman, Jon f	6-11	0-0	3-7	12	3	15	2	3	0	2	34	
Smith, Joel g	0-3	0-1	0-0	3	0	0	1	1	0	2	20	
Morris, Tim g	7-12	1-2	0-0	5	3	15	3	2	0	3	31	
Appleby, Ryan g	4-8	2-5	2-2	1	0	12	1	0	0	0	30	
Overton, Venoy	0-1	0-0	0-0	0	1							

**Game 13 -- Tulane 68, LSU 63**  
 01/02/08 8 p.m. at New Orleans Arena, New Orleans, La.

Player	fg-a	3fg-a	ft-a	reb	pf	tp	a	to	blk	s	min
Randolph, A. f	5-11	0-0	5-6	9	4	15	1	3	0	0	35
Johnson, Chris c	1-4	0-1	1-2	1	2	3	0	3	1	1	15
Thornton, M. g	3-8	0-5	1-2	1	4	7	4	1	1	2	32
Martin, Terry g	7-17	4-9	1-1	1	2	19	2	2	0	1	35
Temple, Garrett g	2-2	2-2	0-0	4	1	6	2	2	0	0	33
Mason, Dameon	2-5	0-0	0-1	6	0	4	1	0	0	0	14
Spencer, Bo	3-9	2-5	1-2	3	3	9	2	1	0	1	24
Green, Garrett	0-0	0-0	0-0	2	1	0	0	2	0	0	10
Farrer, Alex	0-1	0-1	0-0	0	0	0	0	0	0	0	2
TEAM				3							
Totals.....	23-57	8-23	9-14	30	17	63	12	12	5	5	200
<b>TOTAL FG%</b>	<b>1st Half: 12-28 42.9%</b>		<b>2nd Half: 11-29 37.9%</b>		<b>Game: 40.4%</b>		<b>DB</b>				
<b>3-Pt. FG%</b>	<b>1st Half: 4-13 30.8%</b>		<b>2nd Half: 4-10 40.0%</b>		<b>Game: 34.8%</b>		<b>REBS</b>				
<b>F Throw %</b>	<b>1st Half: 4-8 50.0%</b>		<b>2nd Half: 5-6 83.3%</b>		<b>Game: 64.3%</b>		<b>4</b>				

Player	fg-a	3fg-a	ft-a	reb	pf	tp	a	to	blk	s	min
GOMEZ, David f	7-13	0-0	5-6	12	2	19	1	1	1	0	31
PUCKETT, Daniel f	2-8	0-1	1-2	3	3	5	3	3	1	1	24
LOUISME, R. f	3-9	0-0	0-0	8	0	6	0	1	1	1	23
SIMS, Kevin g	4-7	2-4	2-2	0	2	12	2	0	0	0	32
WHEATON, M. g	2-5	1-3	2-2	4	1	7	4	2	1	0	29
RICHARD, Kris	1-1	1-1	0-0	1	0	3	1	1	0	2	8
McQUEEN, Asim	0-0	0-0	0-0	0	0	0	1	0	0	0	3
STITH, Donnavan	2-7	0-0	5-5	9	2	9	0	2	1	0	22
MAYHANE, J.	2-7	1-3	2-2	0	0	7	1	2	0	1	21
VIANNEY, Eric	0-0	0-0	0-0	0	1	0	1	0	0	0	7
TEAM				3	1						
Totals.....	23-57	5-12	17-19	40	12	68	14	12	5	5	200
<b>TOTAL FG%</b>	<b>1st Half: 12-33 36.4%</b>		<b>2nd Half: 11-24 45.8%</b>		<b>Game: 40.4%</b>		<b>DB</b>				
<b>3-Pt. FG%</b>	<b>1st Half: 2-7 28.6%</b>		<b>2nd Half: 3-5 60.0%</b>		<b>Game: 41.7%</b>		<b>REBS</b>				
<b>F Throw %</b>	<b>1st Half: 5-5 100%</b>		<b>2nd Half: 12-14 85.7%</b>		<b>Game: 89.5%</b>		<b>1</b>				

Officials: Lee Cassell, Gary Maxwell, Terry Moore  
 Technical fouls: LSU-None. Tulane-GOMEZ, David; TEAM.  
 Attendance: 3690

Score by Periods	1st	2nd	Total
LSU	32	31	63
Tulane	31	37	68

**Game 14 -- Texas A&M 79, LSU 53**  
 01/05/08 7 p.m. at College Station, Texas (Reed Arena)

Player	fg-a	3fg-a	ft-a	reb	pf	tp	a	to	blk	s	min
Randolph, A. f	7-17	0-2	2-6	7	4	16	0	2	2	0	37
Thornton, M. g	5-16	0-3	2-2	7	2	12	0	1	0	1	37
Spencer, Bo g	1-5	0-2	0-0	1	0	2	4	2	0	0	29
Martin, Terry g	3-8	0-3	0-0	2	2	6	1	2	0	0	21
Temple, Garrett g	3-4	2-2	0-0	3	5	8	2	3	1	0	32
Green, Garrett	2-6	0-0	0-0	4	4	4	1	0	0	0	24
Farrer, Alex	2-6	1-3	0-0	1	3	5	1	1	0	2	20
TEAM				6							
Totals.....	23-62	3-15	4-8	31	20	53	9	11	3	3	200
<b>TOTAL FG%</b>	<b>1st Half: 13-26 50.0%</b>		<b>2nd Half: 10-36 27.8%</b>		<b>Game: 37.1%</b>		<b>DB</b>				
<b>3-Pt. FG%</b>	<b>1st Half: 1-6 16.7%</b>		<b>2nd Half: 2-9 22.2%</b>		<b>Game: 20.0%</b>		<b>REBS</b>				
<b>F Throw %</b>	<b>1st Half: 1-2 50.0%</b>		<b>2nd Half: 3-6 50.0%</b>		<b>Game: 50.0%</b>		<b>3,1</b>				

Player	fg-a	3fg-a	ft-a	reb	pf	tp	a	to	blk	s	min
JORDAN, D. *	3-5	0-0	1-2	5	2	7	0	1	0	0	27
SLOAN, Donald *	7-9	1-2	2-3	5	1	17	2	0	0	0	31
KIRK, Dominique *	2-5	1-2	2-2	3	1	7	4	2	0	0	25
CARTER, Josh *	4-9	3-5	2-2	5	1	13	3	1	0	1	26
JONES, Joseph *	5-11	0-1	2-4	4	2	12	1	0	0	1	24
DAVIS, Bryan	1-3	0-0	4-6	3	3	6	1	2	1	0	14
ROLAND, Derrick	2-5	0-2	3-6	3	0	7	1	2	0	1	25
GRAHAM, Bryson	0-1	0-1	0-0	0	0	0	0	0	0	0	2
HOLMES, B.J.	0-1	0-1	0-0	0	0	0	1	1	0	0	6
MUHLBACH, B.	0-0	0-0	0-0	1	0	0	0	0	0	0	2
ELONU, Ch.	4-5	0-0	0-0	6	2	8	1	0	2	0	14
WALKUP, Nathan	0-0	0-0	2-2	2	0	2	0	0	0	0	4
TEAM				3							
Totals.....	28-54	5-14	18-27	40	12	79	14	9	3	3	200
<b>TOTAL FG%</b>	<b>1st Half: 18-34 52.9%</b>		<b>2nd Half: 10-20 50.0%</b>		<b>Game: 51.9%</b>		<b>DB</b>				
<b>3-Pt. FG%</b>	<b>1st Half: 4-9 44.4%</b>		<b>2nd Half: 1-5 20.0%</b>		<b>Game: 35.7%</b>		<b>REBS</b>				
<b>F Throw %</b>	<b>1st Half: 3-4 75.0%</b>		<b>2nd Half: 15-23 65.2%</b>		<b>Game: 66.7%</b>		<b>3</b>				

Officials: Mark Whitehead, Rick Hartzell, James Breeding  
 Technical fouls: LSU-None. Texas A&M-None.  
 Attendance: 12255

Score by Periods	1st	2nd	Total
LSU	28	25	53
Texas A&M	43	36	79

**Game 15 -- Mississippi State 61, LSU 39**  
 01/09/08 7:00 PM at Maravich Center (Baton Rouge, LA)

Player	fg-a	3fg-a	ft-a	reb	pf	tp	a	to	blk	s	min
Varnado, Jarvis f	6-10	0-0	1-4	17	2	13	0	1	7	0	25
Gordon, Jamont f	5-13	1-4	2-3	6	2	13	1	3	2	1	37
Hansbrough, B. g	3-7	1-5	0-0	7	3	7	4	2	0	1	30
Stewart, Barry g	2-6	1-4	6-8	6	3	11	5	2	0	1	35
Turner, Phil g	2-6	0-2	0-0	3	3	4	1	2	0	2	34
Johnson, Ravern	3-4	0-1	0-0	3	0	6	0	1	0	0	12
Begley, Billy	0-0	0-0	0-0	0	0	0	0	0	0	0	1
lupe, Joseph	0-0	0-0	0-0	1	0	0	0	0	0	0	1
Benock, Riley	1-1	1-1	0-0	0	0	3	0	1	0	0	8
Johnson, Brian	0-0	0-0	0-0	0	1	0	0	2	0	0	9
Augustus, Kodi	1-2	0-1	0-0	0	0	2	0	0	0	0	1
Bolen, Branson	0-0	0-0	0-0	2	0	0	0	0	0	0	1
Bailey, Elgin	1-1	0-0	0-2	1	1	2	0	3	1	0	6
TEAM				1							
Totals.....	24-50	4-18	9-17	47	15	61	11	17	10	5	200
<b>TOTAL FG%</b>	<b>1st Half: 9-22 40.9%</b>		<b>2nd Half: 15-28 53.6%</b>		<b>Game: 48.0%</b>		<b>DB</b>				
<b>3-Pt. FG%</b>	<b>1st Half: 3-12 25.0%</b>		<b>2nd Half: 1-6 16.7%</b>		<b>Game: 22.2%</b>		<b>REB,</b>				
<b>F Throw %</b>	<b>1st Half: 4-6 66.7%</b>		<b>2nd Half: 5-11 45.5%</b>		<b>Game: 52.9%</b>		<b>4</b>				

Player	fg-a	3fg-a	ft-a	reb	pf	tp	a	to	blk	s	min
Randolph, A. f	4-13	0-0	2-5	9	3	10	0	2	2	0	26
Thornton, M. g	2-14	2-6	6-6	7	1	12	0	1	0	1	33
Spencer, Bo g	0-6	0-4	0-0	2	0	0	0	0	0	0	19
Martin, Terry g	2-11	0-4	0-0	1	2	4	2	0	0	0	26
Temple, Garrett g	2-7	0-1	0-0	3	2	4	1	3	1	2	37
Mason, Dameon	3-9	0-0	1-2	3	3	7	0	2	1	3	29
Green, Garrett	1-2	0-0	0-0	1	2	0	0	0	0	0	12
Farrer, Alex	0-4	0-2	0-0	4	1	0	1	1	0	0	15
Thornton, Quintin	0-0	0-0	0-0	0	1	0	0	0	0	0	3
TEAM				7							
Totals.....	14-66	2-17	9-13	36	14	39	4	9	4	6	200
<b>TOTAL FG%</b>	<b>1st Half: 7-30 23.3%</b>		<b>2nd Half: 7-36 19.4%</b>		<b>Game: 21.2%</b>		<b>DB</b>				
<b>3-Pt. FG%</b>	<b>1st Half: 2-9 22.2%</b>		<b>2nd Half: 0-8 0.0%</b>		<b>Game: 11.8%</b>		<b>REBS,</b>				
<b>F Throw %</b>	<b>1st Half: 3-6 50.0%</b>		<b>2nd Half: 6-7 85.7%</b>		<b>Game: 69.2%</b>		<b>3</b>				

Officials: Mike Stuart, Rick Hartzell, Antinio Petty  
 Technical fouls: Mississippi State-None. LSU-None.  
 Attendance: 7843

Score by Periods	1st	2nd	Total
Mississippi State	25	36	61
LSU	19	20	39

**Game 16 -- Ole Miss 74, LSU 71**  
 01-12-08 5:00 pm at Oxford, Miss. (Tad Smith Coliseum)

Player	fg-a	3fg-a	ft-a	reb	pf	tp	a	to	blk	s	min
Randolph, A. f	8-14	0-0	2-5	11	1	18	1	3	3	1	39
Green, Garrett f	1-4	0-1	0-0	1	3	2	0	0	0	0	13
Thornton, M. g	9-20	4-10	3-6	3	3	25	2	1	0	1	38
Martin, Terry g	1-8	0-4	0-0	2	1	2	1	1	0	0	24
Temple, Garrett g	6-11	4-8	0-0	6	3	16	3	1	1	1	35
Spencer, Bo	0-0	0-0	0-0	1	0	0	1	0	0	0	6
Farrer, Alex	0-0	0-0	1-2	0	3	1	1	1	0	2	18
Thornton, Quintin	3-4	0-0	1-2	8	4	7	2	1	0	1	27
TEAM				3							
Totals.....	28-61	8-23	7-15	35	18	71	11	8	4	6	200
<b>TOTAL FG%</b>	<b>1st Half: 12-26 46.2%</b>		<b>2nd Half: 16-35 45.7%</b>		<b>Game: 45.9%</b>		<b>DB</b>				
<b>3-Pt. FG%</b>	<b>1st Half: 2-8 25.0%</b>		<b>2nd Half: 6-15 40.0</b>								

**Game 17 -- Auburn 74, LSU 67**  
**01/16/08 7:00 pm at Maravich Center (Baton Rouge, LA)**

Auburn 10-5 (1-2)

Player	fg-a	3fg-a	ft-a	reb	pf	tp	a	to	blk	s	min
Prowell, Quan f	5-9	0-3	2-3	2	3	12	3	2	0	1	37
Tolbert, Frank g	7-12	0-2	2-5	9	4	16	1	1	1	1	32
Reed, D. g	7-10	4-6	2-5	3	1	20	5	4	0	3	35
Barrett, R. g	3-8	1-2	0-0	1	3	7	4	1	0	0	27
Robertson, Q. g	3-5	2-2	1-2	2	4	9	2	2	0	2	34
Hargrove, Lucas	4-8	2-4	0-0	5	3	10	0	2	0	2	28
Williams Jr, Larry	0-0	0-0	0-0	0	0	0	0	0	0	0	4
Heramb, Matt	0-1	0-0	0-0	1	0	0	0	1	0	0	3
TEAM				5							
Totals.....	29-53	9-19	7-15	28	18	74	15	13	1	9	200

<b>TOTAL FG%</b>	<b>1st Half: 11-27 40.7%</b>	<b>2nd Half: 18-26 69.2%</b>	<b>Game: 54.7%</b>	<b>DB</b>
<b>3-Pt. FG%</b>	<b>1st Half: 4-10 40.0%</b>	<b>2nd Half: 5-9 55.6%</b>	<b>Game: 47.4%</b>	<b>REBS</b>
<b>F Throw %</b>	<b>1st Half: 2-5 40.0%</b>	<b>2nd Half: 5-10 50.0%</b>	<b>Game: 46.7%</b>	<b>3</b>

LSU 7-10 (0-3)

Player	fg-a	3fg-a	ft-a	reb	pf	tp	a	to	blk	s	min
Randolph, A. f	6-9	0-0	0-2	5	2	12	4	5	0	1	32
Thornton, Q. f	0-0	0-0	1-2	2	4	1	0	2	0	0	30
Thornton, M. f	8-20	6-16	5-6	6	2	27	0	5	0	3	38
Temple, Garrett g	4-7	1-3	8-9	5	2	17	4	1	0	1	40
Farrer, Alex g	4-7	0-3	0-0	5	1	8	3	1	0	0	34
Spencer, Bo	1-1	0-0	0-0	0	2	2	0	0	0	0	3
Martin, Terry	0-3	0-2	0-0	1	5	0	1	0	0	1	18
Green, Garrett	0-1	0-0	0-0	0	1	0	0	1	0	0	5
TEAM				5							
Totals.....	23-48	7-24	14-19	29	19	67	12	15	0	6	200

<b>TOTAL FG%</b>	<b>1st Half: 13-22 59.1%</b>	<b>2nd Half: 10-26 38.5%</b>	<b>Game: 47.9%</b>	<b>DB</b>
<b>3-Pt. FG%</b>	<b>1st Half: 4-10 40.0%</b>	<b>2nd Half: 3-14 21.4%</b>	<b>Game: 29.2%</b>	<b>REB</b>
<b>F Throw %</b>	<b>1st Half: 2-4 50.0%</b>	<b>2nd Half: 12-15 80.0%</b>	<b>Game: 73.7%</b>	<b>2</b>

Officials: Rick Hartzell, Rick Crawford, Gary Maxwell

Technical fouls: Auburn-None. LSU-None.

Attendance: 9746

Score by Periods	1st	2nd	Total
Auburn	28	46	74
LSU	32	35	67



# Anthony Randolph

Forward • 6-10 • 205 • Freshman • HS • Dallas, Texas • Woodrow Wilson HS

# 3

## Top Performances

### Points

Season: 24, vs. Southern, 11/30/07  
 Career: 24, vs. Southern, 11/30/07

### Rebounds

Season: 13, vs. SLU, 11/12/07  
 Career: 13, vs. SLU, 11/12/07

### Field Goals Made

Season: 10, vs. Southern, 11/30/07  
 Career: 10, vs. Southern, 11/30/07  
 14

### 3 PT FG Made

Season: 1, twice  
 Career: 1, twice

### Free Throws Made

Season: 8, vs. Oregon St., 12/22/07  
 Career: 8, vs. Oregon St., 12/22/07

### Assists

Season: 4, twice  
 Career: 4, twice

### Blocks

Season: 6, vs. SLU, 11/12/07  
 Career: 6, vs. SLU, 11/12/07

### Steals

Season: 4, twice  
 Career: 4, twice

### Minutes Played

Season: 39, at Ole Miss, 1/12/08  
 Career: 39, at Ole Miss, 1/12/08

## Top Career Scoring Games

- 24 vs. Southern, 11/30/07
- 21 vs. Arizona State, 11/21/07
- 21 vs. Chaminade, 11/20/07
- 19 vs. Southeastern La., 11/12/07
- 18 at Ole Miss, 1/12/08
- 16 at Texas A&M, 1/5/08
- 15 at Tulane, 1/2/08
- 14 vs. Oregon State, 12/22/07
- 13 vs. Northwestern St., 12/15/07
- 12 three times

**SEC Freshman of the Week, Nov. 19**

**Jay Bilas' ESPN.com All-Maui Team, Nov. 21**

## Freshman Season (2007-08)

Third double double of the season against 16th-ranked Ole Miss (1/12), 18 points, 11 rebounds, 8-of-14 from the field .. Fifth straight double figure game of 10 in SEC opener vs. Mississippi State (1/9) ... Fourth straight double figure game with 16 at Texas A&M (1/5), playing most minutes of his career at 37 ... Third straight double figure game with 15 against Tulane (1/2) ... Ten points, nine boards against Washington, first game with no blocks (12/29) ... Eighth double figure scoring game with 14 against Oregon State (12/22) ... With four blocks against Northwestern State (12/15), blocked 13 shots last three games ... Fouled out for first time in Villanova game with about four minutes to go (12/6) ... Rebounded from off-night against Nicholls State (11/28) to record career high 24 points and second double double with 11 boards against Southern (11/30) ... 21 points in Maui versus Chaminade (11/20) and Arizona State (11/21) ... Named SEC Freshman of the Week (11/19) for his first two games ... Had a strong debut with his first double double against Southeastern (11/12) with 19 points, 13 rebounds ... Co-team leader in scoring, averaging 17.5 ppg and team leader in rebounds in exhibitions averaging 10 rpg ... 15-of-26 from the floor ... Second leading scorer on the Canadian exhibition tour, averaging 13.3 points per game with team best 6.7 rebounds ... Had eight blocks in three games ... Had 17 points, nine board, six blocks against York University.


## Randolph's Game-by-Game Statistics

### 2007-08

OPPONENT	MIN	FG	3FG	FT	REB	PF/D	A	TO	BLK	STL	PTS
Southeastern La.	33	7-11	1-2	4-6	13	2/0	2	2	6	4	19
McNeese State	29	5-9	0-1	2-4	7	3/0	3	2	1	2	12
Oklahoma State	26	2-5	0-1	1-2	5	4-0	2	5	3	0	5
Chaminade	32	9-14	0-0	3-4	9	2-0	2	4	2	1	21
Arizona State	34	8-14	0-2	5-6	7	2-0	1	0	2	1	21
Nicholls State	21	3-6	0-1	0-0	7	2-0	1	2	3	3	6
Southern	26	10-14	1-2	3-5	11	1-0	1	3	5	0	24
Villanova	27	5-10	0-1	2-3	6	5-0	1	4	4	1	12
Northwestern St.	28	3-9	0-1	7-10	8	1-0	4	1	4	1	13
Wichita State	28	3-13	0-1	0-1	3	2-0	1	0	2	4	6
Oregon State	35	3-10	0-0	8-12	9	3-0	0	3	1	2	14
Washington	36	2-11	0-0	6-6	9	3-0	0	3	0	3	10
Tulane	35	5-11	0-0	5-6	9	4-0	1	1	3	0	15
Texas A&M	37	7-17	0-2	2-6	7	4-0	0	2	2	0	16
Mississippi St.	26	4-13	0-0	2-5	9	3-0	0	2	2	0	10
Ole Miss	39	8-14	0-0	2-5	11	1-0	1	3	3	1	18
Auburn	32	6-9	0-0	0-2	5	2-0	4	5	0	1	12
Vanderbilt											
Arkansas											
Auburn											
Alabama											
Tennessee											
Florida											
Kentucky											
Arkansas											
Ole Miss											
South Carolina											
Georgia											
Alabama											
Mississippi State											

## Anthony Randolph's Career Stats

YEAR	GP-GS	MIN/AVG	FG-FGA	PCT.	3FG-FGA	PCT.	FT-FTA	PCT.	REB-AVG	PF-FO	AST	TO	BLK	STL	PTS-AVG.
07-08	17-17	524-30.8	90-190	.474	2-14	.143	52-83	.627	135-7.9	44-1	24	42	43	24	234-13.8
<b>Totals</b>	<b>17-17</b>	<b>524-30.8</b>	<b>90-190</b>	<b>.474</b>	<b>2-14</b>	<b>.143</b>	<b>52-83</b>	<b>.627</b>	<b>135-7.9</b>	<b>44-1</b>	<b>24</b>	<b>42</b>	<b>43</b>	<b>24</b>	<b>234-13.8</b>



# Marcus Thornton

Guard \* 6-4 \* 198 \* Junior \* JC \* Baton Rouge, La. \* Kilgore College

# 5

## Top Performances

### Points

Season: 27, twice  
 Career: 27, twice

### Rebounds

Season: 13, at Villanova, 12/6/07  
 Career: 13, at Villanova, 12/6/07

### Field Goals Made

Season: 9, three times  
 Career: 9, three times

### 3 PT FG Made

Season: 6, twice  
 Career: 6, twice

### Free Throws Made

Season: 7, vs. SLU, 11/12/07  
 Career: 7, vs. SLU, 11/12/07

### Assists

Season: 4, at Tulane, 1/2/08  
 Career: 4, at Tulane, 1/2/08

### Blocks

Season: 1, three times  
 Career: 1, three times

### Steals

Season: 4, vs. Southern, 11/30/07  
 Career: 4, vs. Southern, 11/30/07

### Minutes Played

Season: 40, twice  
 Career: 40, twice

## Top Career Scoring Games

- 27 vs. Auburn, 1/16/08
- 27 vs. SLU, 11/12/07
- 25 at Ole Miss, 1/12/08
- 24 vs. Nicholls State, 11/28/07
- 24 vs. McNeese, 11/14/07
- 22 vs. Northwestern State, 12/15/07
- 22 vs. Southern, 11/30/07
- 20 vs. Oregon State, 12/21/07
- 20 vs. Okla. St., 11/19/07
- 18 twice

## Junior Season (2007-08)

Equaled season-opening high of 27 against Auburn (1/16), had 6 treys for the second times this year ... Made 4-of-9 second half treys and scored 25 to key comeback that nearly resulted in win over ranked Ole Miss on the road (1/12) ... Double figure scoring streak snapped against Tulane (1/2) ... Hit six three-pointers in seventh 20-point game against Oregon State (12/21) ... Third double double of the season at Wichita State (12/19) .... Sixth 20-plus point game against Northwestern State (12/15) ... Second double double at Villanova (12/6) ... Back-to-back 20-point games with 22 points against Southern (11/30) after 24 against Nicholls State (11/28) ... Hit three-pointer that forced overtime and was ESPN's No. 2 play of the day in OT loss against Arizona State (11/21) ... Opens season with three-consecutive 20-point games -- 20 against Oklahoma State (11/19) ... Posted back-to-back 20-plus games with 24 against McNeese (11/14) ... Just short of becoming first player since 2005 to score 30 in a game for LSU with 27 in opener vs. Southeastern Louisiana (11/12) ... Leading scorer on the Canadian tour, averaging 26.0 points per game and 6.3 rebounds ... Hit 32-of-55 field goal attempts, including 11-of-25 threes ... Had 30 in the win over Guelph and 29 points and 10 rebounds against the University of Toronto.

## Thornton's Game-by-Game Statistics

### 2007-08

OPPONENT	MIN	FG	3FG	FT	REB	PF/D	A	TO	BLK	STL	PTS
Southeastern La.	34	8-14	4-7	7-9	2	0/0	2	2	0	2	27
McNeese State	37	8-16	2-8	6-7	3	1-0	2	3	1	1	24
Oklahoma State	31	6-14	2-6	6-6	3	3-0	1	0	1	1	20
Chaminade	29	2-12	0-4	0-2	2	3-0	0	1	1	2	4
Arizona State	40	7-19	4-12	0-0	12	4-0	1	5	0	1	18
Nicholls State	35	9-15	4-8	2-3	6	1-0	1	2	1	0	24
Southern	32	9-15	4-7	0-0	7	1-0	3	1	0	4	22
Villanova	38	6-15	1-6	2-2	13	3-0	2	2	0	1	15
Northwestern St.	24	7-15	4-10	4-5	5	2-0	2	2	1	3	22
Wichita State	38	3-13	0-6	6-6	11	3-0	2	3	0	0	12
Oregon State	30	6-17	6-10	2-2	6	3-0	1	2	0	2	20
Washington	33	7-15	0-4	4-4	8	3-0	2	4	0	2	18
Tulane	32	3-8	0-5	1-2	1	4-0	4	1	1	2	7
Texas A&M	37	5-16	0-3	2-2	7	2-0	0	1	0	1	12
Mississippi St.	33	2-14	2-6	6-6	7	1-0	0	1	0	1	12
Ole Miss	38	9-20	4-10	3-6	3	3-0	2	1	0	1	25
Auburn	38	8-20	6-16	5-6	6	2-0	0	5	0	3	27
Vanderbilt											
Arkansas											
Auburn											
Alabama											
Tennessee											
Florida											
Kentucky											
Arkansas											
Ole Miss											
South Carolina											
Georgia											
Alabama											
Mississippi State											

## Marcus Thornton's Career Stats

YEAR	GP-GS	MIN/AVG	FG-FGA	PCT.	3FG-FGA	PCT.	FT-FTA	PCT.	REB-AVG	PF-FO	AST	TO	BLK	STL	PTS-AVG.
07-08	17-17	579-34.1	105-258	.407	43-128	.336	56-68	.824	102-6.0	39-0	25	36	6	27	309-18.2
<b>Totals</b>	<b>17-17</b>	<b>579-34.1</b>	<b>105-258</b>	<b>.407</b>	<b>43-128</b>	<b>.336</b>	<b>56-68</b>	<b>.824</b>	<b>102-6.0</b>	<b>39-0</b>	<b>25</b>	<b>36</b>	<b>6</b>	<b>27</b>	<b>309-18.2</b>



# Greg Terrebonne

Guard • 6-0 • 205 • Sophomore • 1VL • Galliano, La. • South Lafourche HS

# 10

### Top Performances

#### Points

Season: 2, vs. Southern, 11/30/07  
 Career: 2, vs. Southern, 11/30/07

#### Rebounds

Season:  
 Career: 1, three times

#### Field Goals Made

Season: 1, vs. Southern, 11/30/07  
 Career: 1, vs. Southern, 11/30/07

#### 3 PT FG Made

Season:  
 Career:

#### Free Throws Made

Season:  
 Career:

#### Assists

Season: 2, vs. Southern, 11/30/07  
 Career: 2, vs. Southern, 11/30/07

#### Blocks

Season:  
 Career:

#### Steals

Season:  
 Career: 1, vs. Wright St., 12/27/06

#### Minutes Played

Season: 2, three times  
 Career: 2, three times

### Top Career Scoring Games

1. 2 vs. Southern, 11/30/07

### Sophomore Season (2007-08)

Much to crowd's delight got first college points against Southern (11/30) at the buzzer ... Saw first action against Nicholls State (11/29) ... Scored two points in final two minutes of exhibition, his first points scored on the LSU court.


### Terrebonne's Game-by-Game Statistics

#### 2007-08

OPPONENT	MIN	FG	3FG	FT	REB	PF/D	A	TO	BLK	STL	PTS
Southeastern La.	DNP										
McNeese State	DNP										
Oklahoma State	DNP										
Chaminade	DNP										
Arizona State	DNP										
Nicholls State	2	0-0	0-0	0-0	0	0-0	0	1	0	0	0
Southern	2	1-3	0-0	0-0	0	0-0	2	0	0	0	2
Villanova	DNP										
Northwestern St.	2	0-0	0-0	0-0	0	0-0	0	0	0	0	0
Wichita State	DNP										
Oregon State	DNP										
Washington	DNP										
Tulane	DNP										
Texas A&M	DNP										
Mississippi St.	DNP										
Ole Miss	DNP										
Auburn	DNP										
Vanderbilt											
Arkansas											
Auburn											
Alabama											
Tennessee											
Florida											
Kentucky											
Arkansas											
Ole Miss											
South Carolina											
Georgia											
Alabama											
Mississippi State											

### Greg Terrebonne's Career Stats

YEAR	GP-GS	MIN/AVG	FG-FGA	PCT.	3FG-FGA	PCT.	FT-FTA	PCT.	REB-AVG	PF-FO	AST	TO	BLK	STL	PTS-AVG.
06-07	5-0	7/1.4	0-0	.000	0-0	.000	0-0	.000	3-0.6	0-0	1	1	0	1	0-0.0
07-08	3-0	6/2.0	1-3	.333	0-0	.000	0-0	.000	0-0.0	0-0	2	1	0	0	2-0.7
<b>Totals</b>	<b>8-0</b>	<b>13/1.6</b>	<b>1-3</b>	<b>.333</b>	<b>0-0</b>	<b>.000</b>	<b>0-0</b>	<b>.000</b>	<b>3-0.4</b>	<b>0-0</b>	<b>3</b>	<b>2</b>	<b>0</b>	<b>1</b>	<b>2-0.3</b>



# Bo Spencer

Guard • 6-1 • 180 • Freshman • HS • Baton Rouge, La. • Glen Oaks HS

# 11

## Top Performances

### Points

Season: 14, vs. Arizona St., 11/21/07  
 Career: 14, vs. Arizona St., 11/21/07

### Rebounds

Season: 4, vs. Nicholls St., 11/28/07  
 Career: 4, vs. Nicholls St., 11/28/07

### Field Goals Made

Season: 5, vs. Arizona St., 11/21/07  
 Career: 5, vs. Arizona St., 11/21/07

### 3 PT FG Made

Season: 4, vs. Arizona St., 11/21/07  
 Career: 4, vs. Arizona St., 11/21/07

### Free Throws Made

Season: 5, vs. NW State, 12/15/07  
 Career: 5, vs. NW State, 12/15/07

### Assists

Season: 6, vs. Southern, 11/30/07  
 Career: 6, vs. Southern, 11/30/07

### Blocks

Season: 1, vs. Chaminade, 11/20/07  
 Career: 1, vs. Chaminade, 11/20/07

### Steals

Season: 2, vs. NW State., 12/15/07  
 Career: 2, vs. NW State, 12/15/07

### Minutes Played

Season: 34, vs. Arizona St., 11/21/07  
 Career: 34, vs. Arizona St., 11/21/07

## Top Career Scoring Games

1. 14, vs. Arizona State, 11/21/07
2. 11, vs. Nicholls State, 11/28/07
2. 11, vs. Chaminade, 11/20/07
4. 10, vs. Okla. St., 11/19/07
5. 9, at Tulane, 1/2/08
5. 9, vs. Northwestern State, 12/15/07
7. 7, vs. SLU, 11/12/07
8. 5, at Villanova, 12/6/07
9. 4, at Wichita State, 12/19/07
10. 2, three times

## Freshman Season (2007-08)

Made first LSU start against A&M (1/5) with four assists in 29 minutes ... Best game since hurting ankle with nine points in 24 minutes against Tulane (1/2) ... Only able to play three minutes against Oregon State (12/21) after spraining ankle in game at Wichita State (12/19) ... Failed to score against Southern (11/30), but had season best six assists, just two turnovers ... Fourth consecutive double figure game (11) against Nicholls (11/28) ... Season best 14 points against Arizona State (11/21) ... Spencer also had 11 against Chaminade (11/20) and 10 versus Oklahoma State (11/19) ... Spencer scored seven in opener vs. Southeastern (11/12) ... Spencer averaged 7.5 points per game in exhibitions, hitting 7-of-9 field goal attempts ... Averaged 8.7 points and 5.3 rebounds in the Canadian exhibition tour, hitting 50 percent from the field.

## Spencer's Game-by-Game Statistics


### 2007-08

OPPONENT	MIN	FG	3FG	FT	REB	PF/D	A	TO	BLK	STL	PTS
Southeastern La.	21	3-3	1-1	0-0	1	1/0	2	2	0	1	7
McNeese State	12	0-0	0-0	2-2	1	0-0	0	1	0	0	2
Oklahoma State	25	3-6	2-3	2-2	1	2-0	4	4	0	1	10
Chaminade	23	4-6	3-5	0-0	3	2-0	2	2	1	0	11
Arizona State	34	5-9	4-8	0-0	2	3-0	3	2	0	0	14
Nicholls State	29	3-8	3-7	2-2	4	1-0	3	2	0	0	11
Southern	26	0-3	0-3	0-0	1	3-0	6	2	0	1	0
Villanova	21	1-4	1-4	2-3	1	3-0	3	1	0	0	5
Northwestern St.	26	2-5	0-1	5-7	3	0-0	3	2	0	2	9
Wichita State	20	1-5	1-4	1-2	1	1-0	0	1	0	1	4
Oregon State	3	0-0	0-0	0-0	0	0-0	1	0	0	0	0
Washington	19	0-2	0-1	0-0	1	2-0	0	2	0	1	0
Tulane	24	3-9	2-5	1-2	3	3-0	2	1	0	1	9
Texas A&M	29	1-5	0-2	0-0	1	0-0	4	2	0	0	2
Mississippi St.	19	0-6	0-4	0-0	2	0-0	0	0	0	0	0
Ole Miss	6	0-0	0-0	0-0	1	0-0	1	0	0	0	0
Auburn	3	1-1	0-0	0-0	0	2-0	0	0	0	0	2
Vanderbilt											
Arkansas											
Auburn											
Alabama											
Tennessee											
Florida											
Kentucky											
Arkansas											
Ole Miss											
South Carolina											
Georgia											
Alabama											
Mississippi State											

## Bo Spencer's Career Stats

YEAR	GP-GS	MIN/AVG	FG-FGA	PCT.	3FG-FGA	PCT.	FT-FTA	PCT.	REB-AVG	PF-FO	AST	TO	BLK	STL	PTS-AVG.
07-08	17-2	34.0-20.0	27-72	.375	17-48	.364	51-20	.750	26-1.5	23-0	34	24	1	8	86-5.1
<b>Totals</b>	<b>17-2</b>	<b>340-20.0</b>	<b>27-72</b>	<b>.375</b>	<b>17-48</b>	<b>.364</b>	<b>51-20</b>	<b>.750</b>	<b>26-1.5</b>	<b>23-0</b>	<b>34</b>	<b>24</b>	<b>1</b>	<b>8</b>	<b>86-5.1</b>





# Terry Martin

Guard • 6-6 • 207 • Junior • 1VL • Monroe, La. • Texas Tech

# 13

## Top Performances

### Points

Season: 19, at Tulane, 1/2/08  
 Career: 23, vs. Auburn, 1/13/07

### Rebounds

Season: 7, twice  
 Career: 7, twice

### Field Goals Made

Season: 7, at Tulane, 1/2/08  
 Career: 8, vs. Auburn, 1/13/07

### 3 PT FG Made

Season: 4, twice  
 Career: 5, twice

### Free Throws Made

Season: 2, three times  
 Career: 4, twice

### Assists

Season: 6, vs. Oregon St., 12/21/07  
 Career: 6, vs. Oregon St., 12/21/07

### Blocks

Season: 3, vs. Chaminade, 11/20/07  
 Career: 3, vs. Chaminade, 11/20/07

### Steals

Season: 1, six times  
 Career: 3, at Georgia, 1/2/807

### Minutes Played

Season: 40, vs. Oregon St., 12/21/07  
 Career: 40, vs. Oregon St., 12/21/07

## Top Career Scoring Games

1. 23 vs. Auburn, 1/1/307
2. 19 at Tulane, 1/2/08
2. 19 vs La. Tech, 12/23/06
4. 18 vs. Florida, 2/24/07
5. 16 at Kentucky, 2/20/07
5. 16 at Georgia, 1/28/07
7. 15 vs. Oregon State, 12/21/07
7. 15 vs. Northwestern State, 12/15/07
7. 15 at Tennessee, 2/6/07
7. 15 vs. Ole Miss, 1/17/07

## Junior Season (2007-08)

Double figure scoring streak came to an end at A&M (1/5) with six points ... Maybe playing some of his best LSU basketball with seven straight in double figures with season high 19 against Tulane (1/2) ... Hit at least three treys in five of last six games ... Made it five straight double figure scoring games with 15 against Oregon State (12/21) ... Also played 40 minutes in a game for the first time in career and had six assists and no turnovers against the Beavers ... Extended his double figure scoring streak to four games at Wichita (12/19) ... Back-to-back season high in points after 15 against Northwestern State (12/15) ... Season high in three-pointers (4) and points (14) at Villanova (12/6) ... Third double figure game of 11 against Southern (11/30) ... 13 points against Chaminade with three treys (11/20) ... First double figure game of year with 11 vs. McNeese (11/14) ... Scored six in opener (11/12) ... Averaged 15 points for the exhibition games after hitting 5-of-10 three-point attempts in 17-point effort against EA Sports ... Had 13 points, 5 assists against Belhaven ... Just one turnover ... Played primarily at the point guard position in Canada ... Averaging 13.0 points and 5.3 assists in the three games.

## Martin's Game-by-Game Statistics

### 2007-08

OPPONENT	MIN	FG	3FG	FT	REB	PF/D	A	TO	BLK	STL	PTS
Southeastern La.	31	2-7	0-2	2-2	4	3-0	3	2	0	1	6
McNeese State	30	5-10	1-3	0-2	5	0-0	2	2	1	1	11
Oklahoma State	24	2-9	1-6	0-0	6	3-0	0	2	0	0	5
Chaminade	33	5-12	3-8	0-1	7	3-0	1	1	3	1	13
Arizona State	27	1-8	1-7	0-0	2	2-0	3	3	0	0	3
Nicholls State	21	2-4	0-1	0-0	2	2-0	1	3	1	0	4
Southern	25	4-11	2-5	1-2	7	0-0	1	2	0	0	11
Villanova	22	5-10	4-6	0-0	2	1-0	2	1	1	1	14
Northwestern St.	29	5-11	3-6	2-2	3	2-0	4	2	0	0	15
Wichita State	27	4-10	3-6	0-0	3	1-0	0	4	0	0	11
Oregon State	40	5-18	3-11	2-2	2	2-0	6	0	1	0	15
Washington	31	6-13	2-6	0-0	1	3-0	2	3	1	0	14
Tulane	35	7-17	4-9	1-1	1	2-0	2	2	0	1	19
Texas A&M	21	3-8	0-3	0-0	2	2-0	1	2	0	0	6
Mississippi St.	26	2-11	0-4	0-0	1	2-0	2	0	0	0	4
Ole Miss	24	1-8	0-4	0-0	2	1-0	1	1	0	0	2
Auburn	18	0-3	0-2	0-0	1	5-1	1	0	0	1	0
Vanderbilt											
Arkansas											
Auburn											
Alabama											
Tennessee											
Florida											
Kentucky											
Arkansas											
Ole Miss											
South Carolina											
Georgia											
Alabama											
Mississippi State											

## Terry Martin's Career Stats

YEAR	GP-GS	MIN/AVG	FG-FGA	PCT.	3FG-FGA	PCT.	FT-FTA	PCT.	REB-AVG	PF-FO	AST	TO	BLK	STL	PTS-AVG.
06-07	24-16	701/29.2	93-227	.410	52-134	.388	15-26	.577	67-2.8	37-1	35	43	6	11	253-10.5
07-08	17-16	464-27.3	59-170	.347	27-89	.303	8-12	.667	51-3.0	34-1	32	30	8	6	153-9.0
<b>Totals</b>	<b>41-32</b>	<b>1165/28.4</b>	<b>152-397</b>	<b>.383</b>	<b>79-223</b>	<b>.354</b>	<b>23-38</b>	<b>.605</b>	<b>118-2.9</b>	<b>71-2</b>	<b>67</b>	<b>73</b>	<b>14</b>	<b>17</b>	<b>406-9.9</b>



# Garrett Temple

Guard • 6-6 • 195 • Junior • 2VL • Baton Rouge, La. • Univeristy HS

# 14

## Top Performances

**Points**  
 Season: 17, twice  
 Career: 18, at Tulane, 12/2/06

**Rebounds**  
 Season: 7, vs. Oregon St., 12/21/07  
 Career: 8, four times

**Field Goals Made**  
 Season: 6, at Ole Miss, 1/12/08  
 Career: 7, vs. McNeese, 11/29/06

**3 PT FG Made**  
 Season: 4, at Ole Miss, 1/12/08  
 Career: 4, four times

**Free Throws Made**  
 Season: 8, vs. Auburn, 1/16/08  
 Career: 8, twice

**Assists**  
 Season: 7, vs. Arizona St., 11/21/07  
 Career: 7, seven times

**Blocks**  
 Season: 3, at Villanova, 12/6/07  
 Career: 4, vs. Auburn, 1/13/07

**Steals**  
 Season: 3, three times  
 Career: 4, twice

**Minutes Played**  
 Season: 40, three times  
 Career: 45, vs. Texas, 12/10/06

## Top Career Scoring Games

1. 18 at Tulane, 12/2/06
2. 17 vs. Auburn, 1/16/08
2. 17 vs. Oklahoma State, 11/19/07
2. 17 vs. Florida, 2/24/07
2. 17 at Oregon State, 12/17/06
2. 17 vs. McNeese State, 11/29/06
7. 16 at Ole Miss, 1/12/08
7. 16 at Mississippi State, 2/3/07
7. 16 vs. Nicholls State, 11/17/06
10. 14 three times

## Junior Season (2007-08)

Made 9-of-16 treys in last five games and had back-to-back double figure scoring games after 17 points vs. Auburn (1/16) ... Point total equaled season high from OSU game in Maui ... Moved back to point guard position and delivered with 16 points, with four treys at Ole Miss (1/12) ... First game at power forward because of injuries at A&M (1/5) ... For second straight game, hit two treys ... Hit two key treys against Tulane (1/2) to keep the Tigers in position late in the game ... Season high rebounds vs. Oregon State (12/21) ... Six assists at Villanova (12/6) ... Had 11 points and career equaling seven assists in loss at Arizona State ... Just one point off his career high with 17 against Oklahoma State (11/19) ... Came off the bench and had nine points in 30 minutes against McNeese (11/14) ... Failed to score in opener (11/12) ... Three points, four blocks in 19 minutes against Belhaven ... Temple did not play on the Canadian trip as he recovered from an ankle injury originally hurt on summer China trip and aggravated during a pickup game.

## Temple's Game-by-Game Statistics

### 2007-08

OPPONENT	MIN	FG	3FG	FT	REB	PF/D	A	TO	BLK	STL	PTS
Southeastern La.	29	0-1	0-1	0-2	1	3-0	1	2	0	0	0
McNeese State	30	3-4	0-1	3-4	2	2-0	2	0	2	1	9
Oklahoma State	34	4-7	3-5	6-6	3	4-0	5	4	1	1	17
Chaminade	35	3-7	1-3	2-4	4	2-0	4	2	1	3	9
Arizona State	40	2-4	1-2	6-6	5	4-0	7	4	1	1	11
Nicholls State	32	0-2	0-2	0-1	3	2-0	2	2	1	3	0
Southern	24	1-2	0-1	1-2	4	3-0	3	1	0	1	3
Villanova	39	2-6	1-4	3-4	3	3-0	6	4	3	3	8
Northwestern St.	31	1-2	0-0	2-2	6	3-0	2	5	1	2	4
Wichita State	31	3-7	0-4	0-0	2	3-0	2	1	1	0	6
Oregon State	40	1-3	0-1	2-2	7	1-0	5	2	2	2	4
Washington	32	0-3	0-1	0-0	3	2-0	5	4	1	0	0
Tulane	33	2-2	2-2	0-0	4	1-0	2	2	0	0	6
Texas A&M	32	3-4	2-2	0-0	3	5-1	2	3	1	0	8
Mississippi St.	37	2-7	0-1	0-0	3	2-0	1	3	1	2	4
-Ole Miss	35	6-11	4-8	0-0	6	3-0	3	1	1	1	16
Auburn	40	4-7	1-3	8-9	5	2-0	4	1	0	1	17
Vanderbilt											
Arkansas											
Auburn											
Alabama											
Tennessee											
Florida											
Kentucky											
Arkansas											
Ole Miss											
South Carolina											
Georgia											
Alabama											
Mississippi State											

## Garrett Temple's Career Stats

YEAR	GP-GS	MIN/AVG	FG-FGA	PCT.	3FG-FGA	PCT.	FT-FTA	PCT.	REB-AVG	PF-FO	AST	TO	BLK	STL	PTS-AVG.
05-06	36-35	1207/33.5	65-194	.335	27-109	.248	25-37	.676	94-2.6	87-2	99	70	31	38	182-5.1
06-07	32-32	1099/34.3	91-230	.396	35-130	.269	57-70	.814	118-3.7	79-1	138	83	34	52	274-8.6
07-08	17-15	574/33.8	37-79	.468	15-41	.366	33-42	.786	64-3.8	45-1	56	41	17	21	122-7.2
<b>Totals</b>	<b>85-82</b>	<b>2880/33.9</b>	<b>193-503</b>	<b>.384</b>	<b>77-280</b>	<b>.275</b>	<b>115-149</b>	<b>.772</b>	<b>276-3.2</b>	<b>211-4</b>	<b>293</b>	<b>194</b>	<b>82</b>	<b>111</b>	<b>578-6.8</b>



# Garrett Green

Forward • 6-10 • 218 • Freshman • HS • Woodland Hills, Calif. • Taft HS

# 20

## Top Performances

### Points

Season: 6, vs. Oregon St., 12/21/07  
 Career: 6, vs. Oregon St., 12/21/07

### Rebounds

Season: 8, vs. Southern, 11/30/07  
 Career: 8, vs. Southern, 11/30/07

### Field Goals Made

Season: 2, five times  
 Career: 2, five times

### 3 PT FG Made

Season: 1, vs. Oregon St., 12/21/07  
 Career: 1, vs. Oregon St., 12/21/07

### Free Throws Made

Season: 1, twice  
 Career: 1, twice

### Assists

Season: 1, three times  
 Career: 1, three times

### Blocks

Season: 2, vs. Okla. St., 11/19/07  
 Career: 2, vs. Okla. St., 11/19/07

### Steals

Season: 1, vs. Okla. St., 11/19/07  
 Career: 1, vs. Okla. St., 11/19/07

### Minutes Played

Season: 22, at Texas A&M, 1/5/08  
 Career: 18, at Texas A&M, 1/5/08

## Top Career Scoring Games

1. 6 vs. Oregon State, 12/21/07
2. 4 at Texas A&M, 1/5/07
2. 4 vs. Washington, 12/29/07
2. 4 vs. Southern, 11/30/07
2. 4 vs. Nicholls State, 11/28/07
6. 2 vs. Miss. State, 1/9/08
6. 2 at Wichita State, 12/19/07
6. 2 vs. NW State, 12/15/07
6. 2 vs. Arizona State, 11/21/07
6. 2 vs. Chaminade, 11/20/07

## Freshman Season (2007-08)

Made his first career start at Ole Miss (1/12) ... Career night in minutes with 24 against A&M (1/5), scoring four points ... Scored 4 sporting new short hair cut against Washington (12/29) ... Played more minutes (18) at Wichita State, (12/19) Equaled career high in points and upped high in rebounds against Southern (11/30) ... Scored first field goal of career against Chaminade (11/20) ... Played 17 minutes on his first venture onto the court in Maui (11/19) ... Made his only field goal attempt against EA Sports ... Green was 1-of-4 with four points in 12 minutes against Belhaven ... Green did not play in Canada while the coaches were deciding on redshirt possibility for 2007-08.

## Green's Game-by-Game Statistics

### 2007-08

OPPONENT	MIN	FG	3FG	FT	REB	PF/D	A	TO	BLK	STL	PTS
Southeastern La.	DNP										
McNeese State	DNP										
Oklahoma State	17	0-1	0-0	1-2	2	5-1	1	2	2	1	1
Chaminade	14	1-2	0-0	0-0	4	0-0	1	0	0	0	2
Arizona State	7	1-1	0-0	0-0	0	4-0	0	0	0	0	2
Nicholls State	7	2-3	0-0	0-1	5	0-0	0	2	0	0	4
Southern	13	2-2	0-0	0-0	8	2-0	0	0	0	0	4
Villanova	3	0-0	0-0	0-0	0	3-0	0	0	0	0	0
Northwestern St.	11	1-3	0-0	0-0	1	1-0	0	2	0	0	2
Wichita State	18	1-2	0-0	0-0	1	2-0	0	0	1	0	2
Oregon State	16	2-4	1-1	1-2	1	2-0	0	0	0	0	6
Washington	9	2-2	0-0	0-0	2	2-0	0	1	0	0	4
Tulane	10	0-0	0-0	0-0	2	1-0	0	2	0	0	0
Texas A&M	24	2-6	0-0	0-0	4	4-0	1	0	0	0	4
Mississippi St.	12	1-2	0-0	0-0	0	1-0	0	0	0	0	2
Ole Miss	13	1-4	0-1	0-0	1	3-0	0	0	0	0	2
Auburn	5	0-1	0-0	0-0	0	1-0	0	1	0	0	0
Vanderbilt											
Arkansas											
Auburn											
Alabama											
Tennessee											
Florida											
Kentucky											
Arkansas											
Ole Miss											
South Carolina											
Georgia											
Alabama											
Mississippi State											

## Garrett Green's Career Stats

YEAR	GP-GS	MIN/AVG	FG-FGA	PCT.	3FG-FGA	PCT.	FT-FTA	PCT.	REB-AVG	PF-FO	AST	TO	BLK	STL	PTS-AVG.
07-08	15-1	179-11.9	16-33	.485	1-2	.500	2-5	.400	31-2.1	31-1	3	10	3	1	35-2.3
<b>Totals</b>	<b>15-1</b>	<b>179-11.9</b>	<b>16-33</b>	<b>.485</b>	<b>1-2</b>	<b>.500</b>	<b>2-5</b>	<b>.400</b>	<b>31-2.1</b>	<b>31-1</b>	<b>3</b>	<b>10</b>	<b>3</b>	<b>1</b>	<b>35-2.3</b>



# Alex Farrer

Guard • 6-5 • 200 • Sophomore • 1VL • Phoenix, Ariz. • St. Mary's HS

# 30

### Top Performances

**Points**  
 Season: 8, at Auburn, 1/16/08  
 Career: 8, at Auburn, 1/16/08

**Rebounds**  
 Season: 5, at Auburn, 1/16/08  
 Career: 5, at Auburn, 1/16/08

**Field Goals Made**  
 Season: 4, at Auburn, 1/16/08  
 Career: 4, at Auburn, 1/16/08

**3 PT FG Made**  
 Season: 1, at Texas A&M, 1/5/07  
 Career: 1, six times

**Free Throws Made**  
 Season: 2, vs. Oregon St., 12/21/07  
 Career: 2, three times

**Assists**  
 Season: 3, vs. Auburn, 1/16/08  
 Career: 3, vs. Auburn, 1/16/08

**Blocks**  
 Season:  
 Career:

**Steals**  
 Season: 2, twice  
 Career: 2, twice

**Minutes Played**  
 Season: 34, vs. Auburn, 1/16/08  
 Career: 34, vs. Auburn, 1/16/08

### Top Career Scoring Games

1. 8 vs. Auburn, 1/16/08
2. 5 at Texas A&M, 1/5/07
2. 5 vs. McNeese State, 11/29/06
2. 5 vs. Nicholls State, 11/17/06
5. 4 vs. Arizona State, 11/21/07
6. 3 vs. South Carolina, 3/3/07
6. 3 at Kentucky, 2/20/07
8. 2 vs. Oregon State, 12/21/07
8. 2 at Wichita State, 12/19/07
8. 2 vs. UL-Monroe, 11/19/06

### Sophomore Season (2007-08)

Made his first career start, had career high eight points, three assists in 34 minutes against Auburn (1/16) ... Played 18 minutes and was in the game at crunch time at Ole Miss (1/12) ... Posted points for the fourth time at Wichita (12/19) ... Came in for first time in Chaminade game (11/20), took a blow to the nose, came down and got an assist before going to the bench for treatment ... Farr failed to score in either exhibition contest ... Started one game in Canada, averaged 4.3 points per game and hit three treys.


### Farrer's Game-by-Game Statistics

#### 2007-08

OPPONENT	MIN	FG	3FG	FT	REB	PF/D	A	TO	BLK	STL	PTS
Southeastern La.	DNP										
McNeese State	DNP										
Oklahoma State	DNP										
Chaminade	0+	0-0	0-0	0-0	0	0-0	1	0	0	0	0
Arizona State	22	1-2	1-1	1-2	1	1-0	2	1	0	0	4
Nicholls State	8	0-0	0-0	1-2	1	1-0	1	2	0	0	1
Southern	2	0-0	0-0	0-0	0	0-0	0	0	0	0	0
Villanova	DNP										
Northwestern St.	8	0-0	0-0	1-2	2	0-0	0	1	0	0	1
Wichita State	9	1-1	0-0	0-0	0	0-0	1	0	0	0	2
Oregon State	7	0-0	0-0	2-2	2	0-0	1	0	0	0	2
Washington	4	0-0	0-0	0-2	0	0-0	0	0	0	0	0
Tulane	2	0-1	0-1	0-0	0	0-0	0	0	0	0	0
Texas A&M	20	2-6	1-3	0-0	1	3-0	1	1	0	2	5
Mississippi St.	15	0-4	0-2	0-0	4	1-0	1	1	0	0	0
Ole Miss	18	0-0	0-0	1-2	0	3-0	1	1	0	2	1
Auburn	34	4-7	0-3	0-0	5	1-0	3	1	0	0	8
Vanderbilt											
Arkansas											
Auburn											
Alabama											
Tennessee											
Florida											
Kentucky											
Arkansas											
Ole Miss											
South Carolina											
Georgia											
Alabama											
Mississippi State											

### Alex Farrer's Career Stats

YEAR	GP-GS	MIN/AVG	FG-FGA	PCT.	3FG-FGA	PCT.	FT-FTA	PCT.	REB-AVG	PF-FO	AST	TO	BLK	STL	PTS-AVG.
06-07	14-0	86/6.1	5-23	.217	4-20	.200	4-6	.667	14-1.0	7-0	6	5	2	0	18-1.3
07-08	13-1	158/12.2	8-22	.364	2-11	.182	6-12	.500	18-1.4	11-0	12	9	0	4	24-1.8
<b>Totals</b>	<b>27-1</b>	<b>244-9.0</b>	<b>13-45</b>	<b>.289</b>	<b>6-31</b>	<b>.194</b>	<b>10-18</b>	<b>.556</b>	<b>32-1.2</b>	<b>18-0</b>	<b>18</b>	<b>14</b>	<b>2</b>	<b>4</b>	<b>42-1.6</b>



# Quintin Thornton

Forward • 6-8 • 230 • Junior • JC • Orlando, Fla. • Odessa College

# 32

**Top Performan** Season: 7, at Ole Miss, 1/12/08

Career: 7, at Ole Miss, 1/12/08

**Rebounds**

Season: 8, at Ole Miss, 1/12/08

Career: 8, at Ole Miss, 1/12/0

**Field Goals Made**

Season: 3, at Ole Miss, 1/12/08

Career: 3, at Ole Miss, 1/12/08

**3 PT FG Made**

Season:

Career:

**Free Throws Made**

Season: 1, twice

Career: 1, twice

**Assists**

Season: 2, at Ole Miss, 1/12/08

Career: 2, at Ole Miss, 1/12/08

**Blocks**

Season:

Career:

**Steals**

Season: 1, at Ole Miss, 1/12/08

Career: 1, at Ole Miss, 1/12/08

**Minutes Played**

Season: 30, vs. Auburn, 1/16/08

Career: 30, vs. Auburn, 1/16/08

**Top Career Scoring Games**

1. 7 at Ole Miss, 1/12/08

2. 1 vs. Auburn, 1/16/08

**Junior Season (2007-08)**

Showed the potential the coaches saw in Canada in his first extensive minutes, scoring 7 points with 8 boards in 27 minutes at nationally-ranked Ole Miss (1/12) ... Returned to practice Jan. 8, played for first time at LSU on Jan. 9 ... Injured early in practice, needing surgery on right pectoral muscle ... Possibly a medical redshirt ... Averaged 12.7 minutes a game and 2.7 points and 4.0 rebounds in Canadian tour.

**Thornton's Game-by-Game Statistics**

**2007-08**

OPPONENT	MIN	FG	3FG	FT	REB	PF/D	A	TO	BLK	STL	PTS
Southeastern La.	DNP-Injury										
McNeese State	DNP-Injury										
Oklahoma State	DNP-Injury										
Chaminade	DNP-injury										
Arizona State	DNP-injury										
Nicholls State	DNP-injury										
Southern	DNP-injury										
Villanova	DNP-injury										
Northwestern St.	DNP-injury										
Wichita State	DNP-injury										
Oregon State	DNP-injury										
Washington	DNP-injury										
Tulane	DNP-injury										
Texas A&M	DNP-injury										
Mississippi St.	3	0-0	0-0	0-0	0	1-0	0	0	0	0	0
Ole Miss	27	3-4	0-0	1-2	8	4-0	2	1	0	1	7
Auburn	30	0-0	0-0	1-2	2	4-0	0	2	0	0	1
Vanderbilt											
Arkansas											
Auburn											
Alabama											
Tennessee											
Florida											
Kentucky											
Arkansas											
Ole Miss											
South Carolina											
Georgia											
Alabama											
Mississippi State											

**Quintin Thornton's Career Stats**

YEAR	GP-GS	MIN/AVG	FG-FGA	PCT.	3FG-FGA	PCT.	FT-FTA	PCT.	REB.-AVG	PF-FO	AST	TO	BLK	STL	PTS-AVG.
07-08	2-0	30-15.0	3-4	.750	0-0	.000	1-2	.500	8-4.0	5-0	2	1	0	1	7-3.5
<b>Totals</b>	<b>2-0</b>	<b>30-15.0</b>	<b>3-4</b>	<b>.750</b>	<b>0-0</b>	<b>.000</b>	<b>1-2</b>	<b>.500</b>	<b>8-4.0</b>	<b>5-0</b>	<b>2</b>	<b>1</b>	<b>0</b>	<b>1</b>	<b>7-3.5</b>

LSU Season Schedule/Results & Leaders (as of Jan 16, 2008)  
All games

<b>RECORD:</b>	<b>OVERALL</b>	<b>HOME</b>	<b>AWAY</b>	<b>NEUTRAL</b>
ALL GAMES.....	(7-10)	(6-3)	(0-5)	(1-2)
CONFERENCE.....	(0-3)	(0-2)	(0-1)	(0-0)
NON-CONFERENCE.....	(7-7)	(6-1)	(0-4)	(1-2)

DATE	TIME	OPPONENT		SCORE	ATTEND	HIGH POINTS	HIGH REBOUNDS
11/12/07	7:00 pm	SOUTHEASTERN LOUISIANA	W	72-62	8171	(27)Thornton, Marcus	(13)Randolph, Anthony
11/14/07	7:00 pm	MCNEESE STATE	W	78-74	7891	(24)Thornton, Marcus	(14)Mitchell, Tasmin
11-19-07	12 p.m.	& vs OKLAHOMA STATE		77-83	L 2500	(20)Thornton, Marcus	(6)Martin, Terry
11-20-07	8:30 a.m.	& vs CHAMINADE	W	78-72	2500	(21)Randolph, Anthony	(11)Johnson, Chris
11-21-07	9 a.m.	& vs ARIZONA STATE		84-87	LOT 2500	(21)Randolph, Anthony	(12)Thornton, Marcus
11/28/07	7:00 pm	NICHOLLS STATE	W	68-41	7704	(24)Thornton, Marcus	(7)Randolph, Anthony
11/30/07	7:00 pm	SOUTHERN UNIVERSITY	W	88-45	7719	(24)Randolph, Anthony	(11)Randolph, Anthony
12/06/07	9:30 PM	# at Villanova		67-68	L 9212	(15)Thornton, Marcus	(13)Thornton, Marcus
12/15/07	7:00 pm	NORTHWESTERN STATE	W	82-58	7809	(22)Thornton, Marcus	(8)Randolph, Anthony
12-19-07	7:07 pm	at Wichita St.		47-67	L 10478	(12)Thornton, Marcus	(11)Thornton, Marcus
12/22/07	2:00 pm	OREGON STATE	W	67-61	7713	(20)Thornton, Marcus	(9)Randolph, Anthony
12/29/07	2:00 pm	WASHINGTON		65-73	L 8947	(19)Johnson, Chris	(9)Randolph, Anthony
							(9)Johnson, Chris
01/02/08	8 p.m.	at Tulane		63-68	L 3690	(19)Martin, Terry	(9)Randolph, Anthony
01/05/08	7 p.m.	at Texas A&M		53-79	L 12255	(16)Randolph, Anthony	(7)Randolph, Anthony
							(7)Thornton, Marcus
01/09/08	7:00 PM	* MISSISSIPPI STATE		39-61	L 7843	(12)Thornton, Marcus	(9)Randolph, Anthony
01-12-08	5:00 pm	* at Ole Miss		71-74	L 9328	(25)Thornton, Marcus	(11)Randolph, Anthony
01/16/08	7:00 pm	* AUBURN		67-74	L 9746	(27)Thornton, Marcus	(6)Thornton, Marcus

\* SEC Games

& EA Sports Maui Invitational

# Pizza Hut Big East/SEC Invitational

ATTENDANCE SUMMARY	GAMES	TOTALS	AVG/GAME
HOME.....	9	73543	8171
AWAY.....	5	44963	8993
NEUTRAL.....	3	7500	2500
TOTAL.....	17	126006	7412

LSU Combined Team Statistics (as of Jan 16, 2008)  
All games

<b>RECORD:</b>	<b>OVERALL</b>	<b>HOME</b>	<b>AWAY</b>	<b>NEUTRAL</b>
<b>ALL GAMES</b> .....	<b>(7-10)</b>	<b>(6-3)</b>	<b>(0-5)</b>	<b>(1-2)</b>
<b>CONFERENCE</b> .....	<b>(0-3)</b>	<b>(0-2)</b>	<b>(0-1)</b>	<b>(0-0)</b>
<b>NON-CONFERENCE</b> .....	<b>(7-7)</b>	<b>(6-1)</b>	<b>(0-4)</b>	<b>(1-2)</b>

## Player	GP-GS	Min--Avg	---TOTAL---		---3-PTS---		FT-FTA	Pct	----REBOUNDS----				PF	FO	A	TO	Blk	Stl	Pts	Avg
			FG-FGA	Pct	3FG-FGA	Pct			Off	Def	Tot	Avg								
05 Thornton, Marcus...	17-17	579 34.1	105-258	.407	43-128	.336	56-68	.824	35	67	102	6.0	39	0	25	36	6	27	309	18.2
03 Randolph, Anthony..	17-17	524 30.8	90-190	.474	2-14	.143	52-83	.627	41	94	135	7.9	44	1	24	42	43	24	234	13.8
21 Johnson, Chris.....	13-12	355 27.3	59-95	.621	7-16	.438	24-27	.889	18	45	63	4.8	27	1	6	34	27	13	149	11.5
13 Martin, Terry.....	17-16	464 27.3	59-170	.347	27-89	.303	8-12	.667	11	40	51	3.0	34	1	32	30	8	6	153	9.0
01 Mitchell, Tasmin...	3-3	66 22.0	7-21	.333	0-5	.000	8-10	.800	5	12	17	5.7	8	0	6	9	1	7	22	7.3
14 Temple, Garrett....	17-15	574 33.8	37-79	.468	15-41	.366	33-42	.786	14	50	64	3.8	45	1	56	41	17	21	122	7.2
11 Spencer, Bo.....	17-2	340 20.0	27-72	.375	17-48	.354	15-20	.750	7	19	26	1.5	23	0	34	24	1	8	86	5.1
02 Mason, Dameon.....	7-0	120 17.1	9-28	.321	0-0	.000	4-11	.364	5	16	21	3.0	13	0	5	5	4	5	22	3.1
32 Thornton, Quintin..	3-1	60 20.0	3-4	.750	0-0	.000	2-4	.500	1	9	10	3.3	9	0	2	3	0	1	8	2.7
20 Green, Garrett.....	15-1	179 11.9	16-33	.485	1-2	.500	2-5	.400	10	21	31	2.1	31	1	3	10	3	1	35	2.3
30 Farrer, Alex.....	13-1	158 12.2	8-22	.364	2-11	.182	6-12	.500	6	12	18	1.4	11	0	12	9	0	4	24	1.8
10 Terrebonne, Greg...	3-0	6 2.0	1-3	.333	0-0	.000	0-0	.000	0	0	0	0.0	0	0	2	1	0	0	2	0.7
TEAM.....									23	36	59	3.5	1		1					
Total.....	17	3425	421-975	.432	114-354	.322	210-294	.714	176	421	597	35.1	285	5	207	245	110	117	1166	68.6
Opponents.....	17	3425	424-1027	.413	102-323	.316	197-298	.661	239	420	659	38.8	287	6	198	247	55	122	1147	67.5

TEAM STATISTICS	LS	OPP	DATE	OPPONENT	W/L	SCORE	ATTEND
SCORING.....	1166	1147	11/12/07	SOUTHEASTERN LOUISIANA	W	72-62	8171
Points per game.....	68.6	67.5	11/14/07	MCNEESE STATE	W	78-74	7891
Scoring margin.....	+1.1	-	&11-19-07	vs OKLAHOMA STATE	L	77-83	2500
FIELD GOALS-ATT.....	421-975	424-1027	&11-20-07	vs CHAMINADE	W	78-72	2500
Field goal pct.....	.432	.413	&11-21-07	vs ARIZONA STATE	LOT	84-87	2500
3 POINT FG-ATT.....	114-354	102-323	11/28/07	NICHOLLS STATE	W	68-41	7704
3-point FG pct.....	.322	.316	11/30/07	SOUTHERN UNIVERSITY	W	88-45	7719
3-pt FG made per game..	6.7	6.0	#12/06/07	at Villanova	L	67-68	9212
FREE THROWS-ATT.....	210-294	197-298	12/15/07	NORTHWESTERN STATE	W	82-58	7809
Free throw pct.....	.714	.661	12-19-07	at Wichita St.	L	47-67	10478
REBOUNDS.....	597	659	12/22/07	OREGON STATE	W	67-61	7713
Rebounds per game.....	35.1	38.8	12/29/07	WASHINGTON	L	65-73	8947
Rebounding margin.....	-3.6	-	01/02/08	at Tulane	L	63-68	3690
ASSISTS.....	207	198	01/05/08	at Texas A&M	L	53-79	12255
Assists per game.....	12.2	11.6	*01/09/08	MISSISSIPPI STATE	L	39-61	7843
TURNOVERS.....	245	247	*01-12-08	at Ole Miss	L	71-74	9328
Turnovers per game.....	14.4	14.5	*01/16/08	AUBURN	L	67-74	9746
Turnover margin.....	+0.1	-	* SEC Games				
Assist/turnover ratio..	0.8	0.8	& EA Sports Maui Invitational				
STEALS.....	117	122	# Pizza Hut Big East/SEC Invitational				
Steals per game.....	6.9	7.2					
BLOCKS.....	110	55					
Blocks per game.....	6.5	3.2					
WINNING STREAK.....	0	-					
Home win streak.....	0	-					
ATTENDANCE.....	73543	52463					
Home games-Avg/Game....	9-8171	5-8993					
Neutral site-Avg/Game..	-	3-2500					

SCORE BY PERIODS:	1st	2nd	OT	Total
LSU.....	537	623	6	- 1166
Opponents.....	531	607	9	- 1147

LSU Combined Team Statistics (as of Jan 16, 2008)  
Conference games

<b>RECORD:</b>	<b>OVERALL</b>	<b>HOME</b>	<b>AWAY</b>	<b>NEUTRAL</b>
<b>ALL GAMES.....</b>	<b>(0-3)</b>	<b>(0-2)</b>	<b>(0-1)</b>	<b>(0-0)</b>
<b>CONFERENCE.....</b>	<b>(0-3)</b>	<b>(0-2)</b>	<b>(0-1)</b>	<b>(0-0)</b>
<b>NON-CONFERENCE.....</b>	<b>(0-0)</b>	<b>(0-0)</b>	<b>(0-0)</b>	<b>(0-0)</b>

## Player	GP-GS	Min--Avg	---TOTAL---		---3-PTS---		FT-FTA	Pct	---REBOUNDS---				PF	FO	A	TO	Blk	Stl	Pts	Avg
			FG-FGA	Pct	3FG-FGA	Pct			Off	Def	Tot	Avg								
05 Thornton, Marcus...	3-3	109 36.3	19-54	.352	12-32	.375	14-18	.778	3	13	16	5.3	6	0	2	7	0	5	64	21.3
03 Randolph, Anthony..	3-3	97 32.3	18-36	.500	0-0	.000	4-12	.333	11	14	25	8.3	6	0	5	10	5	2	40	13.3
14 Temple, Garrett....	3-3	112 37.3	12-25	.480	5-12	.417	8-9	.889	6	8	14	4.7	7	0	8	5	2	4	37	12.3
02 Mason, Dameon.....	1-0	29 29.0	3-9	.333	0-0	.000	1-2	.500	1	2	3	3.0	3	0	0	2	1	3	7	7.0
30 Farrer, Alex.....	3-1	67 22.3	4-11	.364	0-5	.000	1-2	.500	4	5	9	3.0	5	0	5	3	0	2	9	3.0
32 Thornton, Quintin..	3-1	60 20.0	3-4	.750	0-0	.000	2-4	.500	1	9	10	3.3	9	0	2	3	0	1	8	2.7
13 Martin, Terry.....	3-2	68 22.7	3-22	.136	0-10	.000	0-0	.000	1	3	4	1.3	8	1	4	1	0	1	6	2.0
20 Green, Garrett.....	3-1	30 10.0	2-7	.286	0-1	.000	0-0	.000	1	0	1	0.3	5	0	0	1	0	0	4	1.3
11 Spencer, Bo.....	3-1	28 9.3	1-7	.143	0-4	.000	0-0	.000	1	2	3	1.0	2	0	1	0	0	0	2	0.7
TEAM.....									6	9	15	5.0	0		0					
Total.....	3	600	65-175	.371	17-64	.266	30-47	.638	35	65	100	33.3	51	1	27	32	8	18	177	59.0
Opponents.....	3	600	81-164	.494	19-57	.333	28-50	.560	33	81	114	38.0	48	0	37	39	12	16	209	69.7

TEAM STATISTICS	LS	OPP	DATE	OPPONENT	W/L	SCORE	ATTEND
SCORING.....	177	209	*01/09/08	MISSISSIPPI STATE	L	39-61	7843
Points per game.....	59.0	69.7	*01-12-08	at Ole Miss	L	71-74	9328
Scoring margin.....	-10.7	-	*01/16/08	AUBURN	L	67-74	9746
FIELD GOALS-ATT.....	65-175	81-164	* SEC Games				
Field goal pct.....	.371	.494	& EA Sports Maui Invitational				
3 POINT FG-ATT.....	17-64	19-57	# Pizza Hut Big East/SEC Invitational				
3-point FG pct.....	.266	.333					
3-pt FG made per game..	5.7	6.3					
FREE THROWS-ATT.....	30-47	28-50					
Free throw pct.....	.638	.560					
REBOUNDS.....	100	114					
Rebounds per game.....	33.3	38.0					
Rebounding margin.....	-4.7	-					
ASSISTS.....	27	37					
Assists per game.....	9.0	12.3					
TURNOVERS.....	32	39					
Turnovers per game.....	10.7	13.0					
Turnover margin.....	+2.3	-					
Assist/turnover ratio..	0.8	0.9					
STEALS.....	18	16					
Steals per game.....	6.0	5.3					
BLOCKS.....	8	12					
Blocks per game.....	2.7	4.0					
WINNING STREAK.....	0	-					
Home win streak.....	0	-					
ATTENDANCE.....	17589	9328					
Home games-Avg/Game....	2-8794	1-9328					
Neutral site-Avg/Game..	-	0-0					

SCORE BY PERIODS:	1st	2nd	Total
LSU.....	80	97	177
Opponents.....	96	113	209



LSU Category Leaders (as of Jan 16, 2008)  
All games

FG PERCENTAGE	FG	ATT	Pct
Thornton, Quintin...	3	4	.750
Johnson, Chris.....	59	95	.621
Green, Garrett.....	16	33	.485
Randolph, Anthony...	90	190	.474
Temple, Garrett.....	37	79	.468
Thornton, Marcus....	105	258	.407
Spencer, Bo.....	27	72	.375
Farrer, Alex.....	8	22	.364
Martin, Terry.....	59	170	.347
Mitchell, Tasmin....	7	21	.333
Terrebonne, Greg....	1	3	.333
Mason, Dameon.....	9	28	.321

3-POINT PERCENTAGE	3FG	ATT	Pct
Green, Garrett.....	1	2	.500
Johnson, Chris.....	7	16	.438
Temple, Garrett.....	15	41	.366
Spencer, Bo.....	17	48	.354
Thornton, Marcus....	43	128	.336
Martin, Terry.....	27	89	.303
Farrer, Alex.....	2	11	.182
Randolph, Anthony...	2	14	.143
Mitchell, Tasmin....	0	5	.000

FT PERCENTAGE	FT	ATT	Pct
Johnson, Chris.....	24	27	.889
Thornton, Marcus....	56	68	.824
Mitchell, Tasmin....	8	10	.800
Temple, Garrett.....	33	42	.786
Spencer, Bo.....	15	20	.750
Martin, Terry.....	8	12	.667
Randolph, Anthony...	52	83	.627
Thornton, Quintin...	2	4	.500
Farrer, Alex.....	6	12	.500
Green, Garrett.....	2	5	.400
Mason, Dameon.....	4	11	.364

POINTS	G	Pts	Pts/G
Thornton, Marcus....	17	309	18.2
Randolph, Anthony...	17	234	13.8
Martin, Terry.....	17	153	9.0
Johnson, Chris.....	13	149	11.5
Temple, Garrett.....	17	122	7.2
Spencer, Bo.....	17	86	5.1
Green, Garrett.....	15	35	2.3
Farrer, Alex.....	13	24	1.8
Mason, Dameon.....	7	22	3.1
Mitchell, Tasmin....	3	22	7.3
Thornton, Quintin...	3	8	2.7
Terrebonne, Greg....	3	2	0.7

FIELD GOAL ATTEMPTS	G	Att	Att/G
Thornton, Marcus....	17	258	15.2
Randolph, Anthony...	17	190	11.2
Martin, Terry.....	17	170	10.0
Johnson, Chris.....	13	95	7.3
Temple, Garrett.....	17	79	4.6

FIELD GOALS MADE	G	Made	Made/G
Thornton, Marcus....	17	105	6.2
Randolph, Anthony...	17	90	5.3
Martin, Terry.....	17	59	3.5
Johnson, Chris.....	13	59	4.5
Temple, Garrett.....	17	37	2.2

3-POINT FG ATTEMPTS	G	Att	Att/G
Thornton, Marcus....	17	128	7.5
Martin, Terry.....	17	89	5.2
Spencer, Bo.....	17	48	2.8
Temple, Garrett.....	17	41	2.4
Johnson, Chris.....	13	16	1.2

3-POINT FGS MADE	G	Made	Made/G
Thornton, Marcus....	17	43	2.5
Martin, Terry.....	17	27	1.6
Spencer, Bo.....	17	17	1.0
Temple, Garrett.....	17	15	0.9
Johnson, Chris.....	13	7	0.5

FREE THROW ATTEMPTS	G	Att	Att/G
Randolph, Anthony...	17	83	4.9
Thornton, Marcus....	17	68	4.0
Temple, Garrett.....	17	42	2.5
Johnson, Chris.....	13	27	2.1
Spencer, Bo.....	17	20	1.2

FREE THROWS MADE	G	Made	Made/G
Thornton, Marcus....	17	56	3.3
Randolph, Anthony...	17	52	3.1
Temple, Garrett.....	17	33	1.9
Johnson, Chris.....	13	24	1.8
Spencer, Bo.....	17	15	0.9

SCORING AVERAGE	G	Pts	Avg/G
Thornton, Marcus....	17	309	18.2
Randolph, Anthony...	17	234	13.8
Johnson, Chris.....	13	149	11.5
Martin, Terry.....	17	153	9.0
Mitchell, Tasmin....	3	22	7.3
Temple, Garrett.....	17	122	7.2
Spencer, Bo.....	17	86	5.1
Mason, Dameon.....	7	22	3.1
Thornton, Quintin...	3	8	2.7
Green, Garrett.....	15	35	2.3
Farrer, Alex.....	13	24	1.8
Terrebonne, Greg....	3	2	0.7

LSU Category Leaders (as of Jan 16, 2008)  
All games

REBOUNDS	G	Reb	Reb/G
Randolph, Anthony...	17	135	7.9
Thornton, Marcus....	17	102	6.0
Temple, Garrett.....	17	64	3.8
Johnson, Chris.....	13	63	4.8
Martin, Terry.....	17	51	3.0

REBOUND AVERAGE	G	Reb	Avg/G
Randolph, Anthony...	17	135	7.9
Thornton, Marcus....	17	102	6.0
Mitchell, Tasmin....	3	17	5.7
Johnson, Chris.....	13	63	4.8
Temple, Garrett.....	17	64	3.8

OFFENSIVE REBOUNDS	G	No.	Avg/G
Randolph, Anthony...	17	41	2.4
Thornton, Marcus....	17	35	2.1
Johnson, Chris.....	13	18	1.4
Temple, Garrett.....	17	14	0.8
Martin, Terry.....	17	11	0.6

DEFENSIVE REBOUNDS	G	No.	Avg/G
Randolph, Anthony...	17	94	5.5
Thornton, Marcus....	17	67	3.9
Temple, Garrett.....	17	50	2.9
Johnson, Chris.....	13	45	3.5
Martin, Terry.....	17	40	2.4

FOULS	G	No.	Per/G
Temple, Garrett.....	17	45	2.6
Randolph, Anthony...	17	44	2.6
Thornton, Marcus....	17	39	2.3
Martin, Terry.....	17	34	2.0
Green, Garrett.....	15	31	2.1

FOULOUTS	G	No.
Randolph, Anthony...	17	1
Temple, Garrett.....	17	1
Johnson, Chris.....	13	1
Green, Garrett.....	15	1
Martin, Terry.....	17	1

ASSISTS	G	No.	A/G
Temple, Garrett.....	17	56	3.3
Spencer, Bo.....	17	34	2.0
Martin, Terry.....	17	32	1.9
Thornton, Marcus....	17	25	1.5
Randolph, Anthony...	17	24	1.4

STEALS	G	No.	S/G
Thornton, Marcus....	17	27	1.6
Randolph, Anthony...	17	24	1.4
Temple, Garrett.....	17	21	1.2
Johnson, Chris.....	13	13	1.0
Spencer, Bo.....	17	8	0.5

BLOCKED SHOTS	G	No.	Blk/G
Randolph, Anthony...	17	43	2.5
Johnson, Chris.....	13	27	2.1
Temple, Garrett.....	17	17	1.0
Martin, Terry.....	17	8	0.5
Thornton, Marcus....	17	6	0.4

MINUTES	G	No.	Min/G
Thornton, Marcus....	17	579	34.1
Temple, Garrett.....	17	574	33.8
Randolph, Anthony...	17	524	30.8
Martin, Terry.....	17	464	27.3
Johnson, Chris.....	13	355	27.3

TURNOVERS	G	No.	TO/G
Randolph, Anthony...	17	42	2.5
Temple, Garrett.....	17	41	2.4
Thornton, Marcus....	17	36	2.1
Johnson, Chris.....	13	34	2.6
Martin, Terry.....	17	30	1.8

**LSU Team Game-by-Game (as of Jan 16, 2008)**  
**All games**

TEAM STATISTICS

Opponent	Date	Score	W/L	---TOTAL---		--3-PTRS--		FT-FTA		----REBOUNDS----				PF	A	TO	Blk	Stl	Pts	---Avg
				FG-FGA	Pct	3FG-FGA	Pct	Pct	Off	Def	Tot	Avg								
SOUTHEASTERN LOUISIAN	11/12/07	72-62	W	26-51	.510	6-16	.375	14-20	.700	3	26	29	29.0	15	13	14	8	11	72	72.0
MCNEESE STATE	11/14/07	78-74	W	27-56	.482	3-18	.167	21-29	.724	12	26	38	33.5	11	13	14	11	9	78	75.0
vs OKLAHOMA STATE	11-19-07	77-83	L	25-53	.472	11-25	.440	16-18	.889	9	22	31	32.7	25	14	26	7	5	77	75.7
vs CHAMINADE	11-20-07	78-72	W	32-68	.471	7-21	.333	7-14	.500	14	27	41	34.8	13	12	11	11	8	78	76.2
vs ARIZONA STATE	11-21-07	84-87	Lot	29-62	.468	12-33	.364	14-16	.875	13	24	37	35.2	25	18	20	5	4	84	77.8
NICHOLLS STATE	11/28/07	68-41	W	25-48	.521	7-20	.350	11-15	.733	13	26	39	35.8	13	10	21	9	7	68	76.2
SOUTHERN UNIVERSITY	11/30/07	88-45	W	35-65	.538	7-19	.368	11-15	.733	14	37	51	38.0	16	18	12	7	8	88	77.9
at Villanova	12/06/07	67-68	L	22-52	.423	7-23	.304	16-25	.640	9	30	39	38.1	23	14	16	14	7	67	76.5
NORTHWESTERN STATE	12/15/07	82-58	W	25-53	.472	9-20	.450	23-30	.767	5	29	34	37.7	10	17	17	7	12	82	77.1
at Wichita St.	12-19-07	47-67	L	18-58	.310	4-21	.190	7-9	.778	9	22	31	37.0	13	6	11	5	5	47	74.1
OREGON STATE	12/22/07	67-61	W	20-57	.351	10-23	.435	17-22	.773	9	24	33	36.6	15	15	10	6	8	67	73.5
WASHINGTON	12/29/07	65-73	L	26-58	.448	3-13	.231	10-12	.833	9	24	33	36.3	18	9	18	4	7	65	72.8
at Tulane	01/02/08	63-68	L	23-57	.404	8-23	.348	9-14	.643	13	17	30	35.8	17	12	12	5	5	63	72.0
at Texas A&M	01/05/08	53-79	L	23-62	.371	3-15	.200	4-8	.500	9	22	31	35.5	20	9	11	3	3	53	70.6
MISSISSIPPI STATE	01/09/08	39-61	L	14-66	.212	2-17	.118	9-13	.692	17	19	36	35.5	14	4	9	4	6	39	68.5
at Ole Miss	01-12-08	71-74	L	28-61	.459	8-23	.348	7-15	.467	11	24	35	35.5	18	11	8	4	6	71	68.7
AUBURN	01/16/08	67-74	L	23-48	.479	7-24	.292	14-19	.737	7	22	29	35.1	19	12	15	0	6	67	68.6
-----																				
LSU		1166		421-975	.432	114-354	.322	210-294	.714	176	421	597	35.1	285	207	245	110	117	1166	68.6
Opponents		1147		424-1027	.413	102-323	.316	197-298	.661	239	420	659	38.8	287	198	247	55	122	1147	67.5

Games played: 17  
Points/game: 68.6  
FG Pct: 43.2  
3FG Pct: 32.2  
FT Pct: 71.4

Rebounds/game: 35.1  
Assists/game: 12.2  
Turnovers/game: 14.4  
Assist/turnover ratio: 0.8  
Steals/game: 6.9  
Blocks/game: 6.5

LSU Opponent Game-by-Game (as of Jan 16, 2008)  
All games

OPPONENT STATISTICS

Opponent	Date	Score	W/L	---TOTAL---		--3-PTRS--		FT-FTA		----REBOUNDS----				PF	A	TO	Blk	Stl	Pts---Avg	
				FG-FGA	Pct	3FG-FGA	Pct	Pct	Off	Def	Tot	Avg								
SOUTHEASTERN LOUISIAN	11/12/07	72-62	W	25-63	.397	4-19	.211	8-14	.571	14	24	38	38.0	20	6	16	1	7	62	62.0
MCNEESE STATE	11/14/07	78-74	W	29-64	.453	12-23	.522	4-6	.667	10	21	31	34.5	22	10	14	5	7	74	68.0
vs OKLAHOMA STATE	11-19-07	77-83	L	27-58	.466	9-20	.450	20-24	.833	11	21	32	33.7	21	12	18	3	12	83	73.0
vs CHAMINADE	11-20-07	78-72	W	27-71	.380	13-33	.394	5-7	.714	18	27	45	36.5	16	15	14	0	5	72	72.8
vs ARIZONA STATE	11-21-07	84-87	Lot	31-62	.500	6-21	.286	19-29	.655	12	22	34	36.0	18	15	14	4	9	87	75.6
NICHOLLS STATE	11/28/07	68-41	W	16-53	.302	5-24	.208	4-14	.286	16	12	28	34.7	16	10	19	0	14	41	69.8
SOUTHERN UNIVERSITY	11/30/07	88-45	W	16-65	.246	3-19	.158	10-19	.526	17	18	35	34.7	14	4	14	4	9	45	66.3
at Villanova	12/06/07	67-68	L	21-62	.339	3-9	.333	23-34	.676	17	26	43	35.8	18	10	13	4	9	68	66.5
NORTHWESTERN STATE	12/15/07	82-58	W	22-71	.310	7-23	.304	7-7	1.000	20	28	48	37.1	23	11	21	4	6	58	65.6
at Wichita St.	12-19-07	47-67	L	26-65	.400	2-19	.105	13-14	.929	17	33	50	38.4	13	15	11	3	7	67	65.7
OREGON STATE	12/22/07	67-61	W	24-57	.421	6-18	.333	7-14	.500	13	30	43	38.8	20	12	19	5	2	61	65.3
WASHINGTON	12/29/07	65-73	L	28-61	.459	3-12	.250	14-20	.700	14	24	38	38.8	14	13	14	2	11	73	65.9
at Tulane	01/02/08	63-68	L	23-57	.404	5-12	.417	17-19	.895	18	22	40	38.8	12	14	12	5	5	68	66.1
at Texas A&M	01/05/08	53-79	L	28-54	.519	5-14	.357	18-27	.667	9	31	40	38.9	12	14	9	3	3	79	67.0
MISSISSIPPI STATE	01/09/08	39-61	L	24-50	.480	4-18	.222	9-17	.529	11	36	47	39.5	15	11	17	10	5	61	66.6
at Ole Miss	01-12-08	71-74	L	28-61	.459	6-20	.300	12-18	.667	15	24	39	39.4	15	11	9	1	2	74	67.1
AUBURN	01/16/08	67-74	L	29-53	.547	9-19	.474	7-15	.467	7	21	28	38.8	18	15	13	1	9	74	67.5
Opponents		1147		424-1027	.413	102-323	.316	197-298	.661	239	420	659	38.8	287	198	247	55	122	1147	67.5
LSU		1166		421-975	.432	114-354	.322	210-294	.714	176	421	597	35.1	285	207	245	110	117	1166	68.6

Games played: 17  
Points/game: 67.5  
FG Pct: 41.3  
3FG Pct: 31.6  
FT Pct: 66.1

Rebounds/game: 38.8  
Assists/game: 11.6  
Turnovers/game: 14.5  
Assist/turnover ratio: 0.8  
Steals/game: 7.2  
Blocks/game: 3.2

LSU Game-by-Game Points-Rebounds-Assists (as of Jan 16, 2008)  
All games

Opponent	Date	Score	01	02	03	05	10	11	13	14	20	
			WL MITCHELL,	MASON,DAM	RANDOLPH,	THORNTON,	TERREBONN	SPENCER,B	MARTIN,TE	TEMPLE,GA	GREEN,GAR	
SOUTHEASTERN LOUISIANA	11/12/07	72-62	W	6- 2- 3	5- 1- 0	19-13- 2	27- 2- 2	DNP	7- 1- 2	6- 4- 3	0- 1- 1	DNP
MCNEESE STATE	11/14/07	78-74	W	16-14- 3	DNP	12- 7- 3	24- 3- 2	DNP	2- 1- 0	11- 5- 2	9- 2- 2	DNP
vs OKLAHOMA STATE	11-19-07	77-83	L	0- 1- 0	DNP	5- 5- 2	20- 3- 1	DNP	10- 1- 4	5- 6- 0	17- 3- 5	1- 2- 1
vs CHAMINADE	11-20-07	78-72	W	DNP	DNP	21- 9- 2	4- 2- 0	DNP	11- 3- 2	13- 7- 1	9- 4- 4	2- 4- 1
vs ARIZONA STATE	11-21-07	84-87	OL	DNP	DNP	21- 7- 1	18-12- 1	DNP	14- 2- 3	3- 2- 3	11- 5- 7	2- 0- 0
NICHOLLS STATE	11/28/07	68-41	W	DNP	2- 4- 1	6- 7- 1	24- 6- 1	0- 0- 0	11- 4- 3	4- 2- 1	0- 3- 2	4- 5- 0
SOUTHERN UNIVERSITY	11/30/07	88-45	W	DNP	2- 4- 2	24-11- 1	22- 7- 3	2- 0- 2	0- 1- 6	11- 7- 1	3- 4- 3	4- 8- 0
at Villanova	12/06/07	67-68	L	DNP	2- 3- 0	12- 6- 1	15-13- 2	DNP	5- 1- 3	14- 2- 2	8- 3- 6	0- 0- 0
NORTHWESTERN STATE	12/15/07	82-58	W	DNP	0- 0- 1	13- 8- 4	22- 5- 2	0- 0- 0	9- 3- 3	15- 3- 4	4- 6- 2	2- 1- 0
at Wichita St.	12-19-07	47-67	L	DNP	DNP	6- 3- 1	12-11- 2	DNP	4- 1- 0	11- 3- 0	6- 2- 2	2- 1- 0
OREGON STATE	12/22/07	67-61	W	DNP	DNP	14- 9- 0	20- 6- 1	DNP	0- 0- 1	15- 2- 6	4- 7- 5	6- 1- 0
WASHINGTON	12/29/07	65-73	L	DNP	DNP	10- 9- 0	18- 8- 2	DNP	0- 1- 0	14- 1- 2	0- 3- 5	4- 2- 0
at Tulane	01/02/08	63-68	L	DNP	4- 6- 1	15- 9- 1	7- 1- 4	DNP	9- 3- 2	19- 1- 2	6- 4- 2	0- 2- 0
at Texas A&M	01/05/08	53-79	L	DNP	DNP	16- 7- 0	12- 7- 0	DNP	2- 1- 4	6- 2- 1	8- 3- 2	4- 4- 1
MISSISSIPPI STATE	01/09/08	39-61	L	DNP	7- 3- 0	10- 9- 0	12- 7- 0	DNP	0- 2- 0	4- 1- 2	4- 3- 1	2- 0- 0
at Ole Miss	01-12-08	71-74	L	DNP	DNP	18-11- 1	25- 3- 2	DNP	0- 1- 1	2- 2- 1	16- 6- 3	2- 1- 0
AUBURN	01/16/08	67-74	L	DNP	DNP	12- 5- 4	27- 6- 0	DNP	2- 0- 0	0- 1- 1	17- 5- 4	0- 0- 0

Opponent	Date	Score	21	30	32	
			WL JOHNSON,C	FARRER,AL	THORNTON,	
SOUTHEASTERN LOUISIANA	11/12/07	72-62	W	2- 2- 0	DNP	DNP
MCNEESE STATE	11/14/07	78-74	W	4- 3- 1	DNP	DNP
vs OKLAHOMA STATE	11-19-07	77-83	L	19- 5- 1	DNP	DNP
vs CHAMINADE	11-20-07	78-72	W	18-11- 1	0- 0- 1	DNP
vs ARIZONA STATE	11-21-07	84-87	OL	11- 5- 1	4- 1- 2	DNP
NICHOLLS STATE	11/28/07	68-41	W	16- 6- 0	1- 1- 1	DNP
SOUTHERN UNIVERSITY	11/30/07	88-45	W	20- 5- 0	0- 2- 0	DNP
at Villanova	12/06/07	67-68	L	11- 4- 0	DNP	DNP
NORTHWESTERN STATE	12/15/07	82-58	W	16- 2- 1	1- 2- 0	DNP
at Wichita St.	12-19-07	47-67	L	4- 7- 0	2- 0- 1	DNP
OREGON STATE	12/22/07	67-61	W	6- 3- 1	2- 2- 1	DNP
WASHINGTON	12/29/07	65-73	L	19- 9- 0	0- 0- 0	DNP
at Tulane	01/02/08	63-68	L	3- 1- 0	0- 0- 0	DNP
at Texas A&M	01/05/08	53-79	L	DNP	5- 1- 1	DNP
MISSISSIPPI STATE	01/09/08	39-61	L	DNP	0- 4- 1	0- 0- 0
at Ole Miss	01-12-08	71-74	L	DNP	1- 0- 1	7- 8- 2
AUBURN	01/16/08	67-74	L	DNP	8- 5- 3	1- 2- 0

LSU Team High/Low Analysis (as of Jan 16, 2008)  
All games

LSU - TEAM GAME HIGHS

POINTS.....	88	vs Southern University (11/30/07)
	84	vs ARIZONA STATE (11-21-07)
	82	vs Northwestern State (12/15/07)
	78	vs CHAMINADE (11-20-07)
	78	vs McNeese State (11/14/07)
FIELD GOALS MADE.....	35	vs Southern University (11/30/07)
	32	vs CHAMINADE (11-20-07)
	29	vs ARIZONA STATE (11-21-07)
FIELD GOAL ATTEMPTS.....	68	vs CHAMINADE (11-20-07)
	66	vs Mississippi State (01/09/08)
	65	vs Southern University (11/30/07)
FIELD GOAL PERCENTAGE.....	.538 (35-65)	vs Southern University (11/30/07)
	.521 (25-48)	vs Nicholls State (11/28/07)
	.510 (26-51)	vs Southeastern Louisiana (11/12/07)
3 PT FIELD GOALS MADE.....	12	vs ARIZONA STATE (11-21-07)
	11	vs OKLAHOMA STATE (11-19-07)
	10	vs Oregon State (12/22/07)
3 PT FG ATTEMPTS.....	33	vs ARIZONA STATE (11-21-07)
	25	vs OKLAHOMA STATE (11-19-07)
	24	vs Auburn (01/16/08)
3 PT FG PERCENTAGE.....	.450 ( 9-20)	vs Northwestern State (12/15/07)
	.440 (11-25)	vs OKLAHOMA STATE (11-19-07)
	.435 (10-23)	vs Oregon State (12/22/07)
FREE THROWS MADE.....	23	vs Northwestern State (12/15/07)
	21	vs McNeese State (11/14/07)
	17	vs Oregon State (12/22/07)
FREE THROW ATTEMPTS.....	30	vs Northwestern State (12/15/07)
	29	vs McNeese State (11/14/07)
	25	at Villanova (12/06/07)
FREE THROW PERCENTAGE.....	.889 (16-18)	vs OKLAHOMA STATE (11-19-07)
	.875 (14-16)	vs ARIZONA STATE (11-21-07)
	.833 (10-12)	vs Washington (12/29/07)
REBOUNDS.....	51	vs Southern University (11/30/07)
	41	vs CHAMINADE (11-20-07)
	39	at Villanova (12/06/07)
	39	vs Nicholls State (11/28/07)
ASSISTS.....	18	vs Southern University (11/30/07)
	18	vs ARIZONA STATE (11-21-07)
	17	vs Northwestern State (12/15/07)
STEALS.....	12	vs Northwestern State (12/15/07)
	11	vs Southeastern Louisiana (11/12/07)
	9	vs McNeese State (11/14/07)
BLOCKED SHOTS.....	14	at Villanova (12/06/07)
	11	vs CHAMINADE (11-20-07)
	11	vs McNeese State (11/14/07)
TURNOVERS.....	26	vs OKLAHOMA STATE (11-19-07)
FOULS.....	25	vs ARIZONA STATE (11-21-07)
	25	vs OKLAHOMA STATE (11-19-07)
	23	at Villanova (12/06/07)

LSU High/Low Analysis (as of Jan 16, 2008)  
All games

Opponent - GAME HIGHS

POINTS.....	87	vs ARIZONA STATE (11-21-07)
	83	vs OKLAHOMA STATE (11-19-07)
	79	at Texas A&M (01/05/08)
	74	vs Auburn (01/16/08)
	74	at Ole Miss (01-12-08)
	74	vs McNeese State (11/14/07)
FIELD GOALS MADE.....	31	vs ARIZONA STATE (11-21-07)
	29	vs Auburn (01/16/08)
	29	vs McNeese State (11/14/07)
FIELD GOAL ATTEMPTS.....	71	vs Northwestern State (12/15/07)
	71	vs CHAMINADE (11-20-07)
	65	at Wichita St. (12-19-07)
	65	vs Southern University (11/30/07)
FIELD GOAL PERCENTAGE.....	.547 (29-53)	vs Auburn (01/16/08)
	.519 (28-54)	at Texas A&M (01/05/08)
	.500 (31-62)	vs ARIZONA STATE (11-21-07)
3 PT FIELD GOALS MADE.....	13	vs CHAMINADE (11-20-07)
	12	vs McNeese State (11/14/07)
	9	vs Auburn (01/16/08)
	9	vs OKLAHOMA STATE (11-19-07)
3 PT FG ATTEMPTS.....	33	vs CHAMINADE (11-20-07)
	24	vs Nicholls State (11/28/07)
	23	vs Northwestern State (12/15/07)
	23	vs McNeese State (11/14/07)
3 PT FG PERCENTAGE.....	.522 (12-23)	vs McNeese State (11/14/07)
	.474 ( 9-19)	vs Auburn (01/16/08)
	.450 ( 9-20)	vs OKLAHOMA STATE (11-19-07)
FREE THROWS MADE.....	23	at Villanova (12/06/07)
	20	vs OKLAHOMA STATE (11-19-07)
	19	vs ARIZONA STATE (11-21-07)
FREE THROW ATTEMPTS.....	34	at Villanova (12/06/07)
	29	vs ARIZONA STATE (11-21-07)
	27	at Texas A&M (01/05/08)
FREE THROW PERCENTAGE.....	1.000 ( 7-7 )	vs Northwestern State (12/15/07)
	.929 (13-14)	at Wichita St. (12-19-07)
	.895 (17-19)	at Tulane (01/02/08)
REBOUNDS.....	50	at Wichita St. (12-19-07)
	48	vs Northwestern State (12/15/07)
	47	vs Mississippi State (01/09/08)
ASSISTS.....	15	vs Auburn (01/16/08)
	15	at Wichita St. (12-19-07)
	15	vs ARIZONA STATE (11-21-07)
	15	vs CHAMINADE (11-20-07)
STEALS.....	14	vs Nicholls State (11/28/07)
	12	vs OKLAHOMA STATE (11-19-07)
	11	vs Washington (12/29/07)
BLOCKED SHOTS.....	10	vs Mississippi State (01/09/08)
	5	at Tulane (01/02/08)
	5	vs Oregon State (12/22/07)
	5	vs McNeese State (11/14/07)
TURNOVERS.....	21	vs Northwestern State (12/15/07)
FOULS.....	23	vs Northwestern State (12/15/07)
	22	vs McNeese State (11/14/07)
	21	vs OKLAHOMA STATE (11-19-07)

LSU High/Low Analysis (as of Jan 16, 2008)  
 All games

LSU - GAME LOWS

POINTS.....	39	vs Mississippi State (01/09/08)
	47	at Wichita St. (12-19-07)
	53	at Texas A&M (01/05/08)
	63	at Tulane (01/02/08)
	65	vs Washington (12/29/07)
FIELD GOALS MADE.....	14	vs Mississippi State (01/09/08)
	18	at Wichita St. (12-19-07)
	20	vs Oregon State (12/22/07)
FIELD GOAL ATTEMPTS.....	48	vs Nicholls State (11/28/07)
	48	vs Auburn (01/16/08)
	51	vs Southeastern Louisiana (11/12/07)
FIELD GOAL PERCENTAGE.....	.212 (14-66)	vs Mississippi State (01/09/08)
	.310 (18-58)	at Wichita St. (12-19-07)
	.351 (20-57)	vs Oregon State (12/22/07)
3 PT FIELD GOALS MADE.....	2	vs Mississippi State (01/09/08)
	3	vs McNeese State (11/14/07)
	3	vs Washington (12/29/07)
	3	at Texas A&M (01/05/08)
3 PT FG ATTEMPTS.....	13	vs Washington (12/29/07)
	15	at Texas A&M (01/05/08)
	16	vs Southeastern Louisiana (11/12/07)
3 PT FG PERCENTAGE.....	.118 ( 2-17)	vs Mississippi State (01/09/08)
	.167 ( 3-18)	vs McNeese State (11/14/07)
	.190 ( 4-21)	at Wichita St. (12-19-07)
FREE THROWS MADE.....	4	at Texas A&M (01/05/08)
	7	vs CHAMINADE (11-20-07)
	7	at Wichita St. (12-19-07)
	7	at Ole Miss (01-12-08)
FREE THROW ATTEMPTS.....	8	at Texas A&M (01/05/08)
	9	at Wichita St. (12-19-07)
	12	vs Washington (12/29/07)
FREE THROW PERCENTAGE.....	.467 ( 7-15)	at Ole Miss (01-12-08)
	.500 ( 4-8 )	at Texas A&M (01/05/08)
	.500 ( 7-14)	vs CHAMINADE (11-20-07)
REBOUNDS.....	29	vs Southeastern Louisiana (11/12/07)
	29	vs Auburn (01/16/08)
	30	at Tulane (01/02/08)
ASSISTS.....	4	vs Mississippi State (01/09/08)
	6	at Wichita St. (12-19-07)
	9	vs Washington (12/29/07)
	9	at Texas A&M (01/05/08)
STEALS.....	3	at Texas A&M (01/05/08)
	4	vs ARIZONA STATE (11-21-07)
	5	vs OKLAHOMA STATE (11-19-07)
	5	at Wichita St. (12-19-07)
	5	at Tulane (01/02/08)
BLOCKED SHOTS.....	0	vs Auburn (01/16/08)
	3	at Texas A&M (01/05/08)
	4	vs Washington (12/29/07)
	4	vs Mississippi State (01/09/08)
	4	at Ole Miss (01-12-08)
TURNOVERS.....	8	at Ole Miss (01-12-08)
FOULS.....	10	vs Northwestern State (12/15/07)
	11	vs McNeese State (11/14/07)
	13	vs CHAMINADE (11-20-07)
	13	vs Nicholls State (11/28/07)



LSU High/Low Analysis (as of Jan 16, 2008)  
All games

Opponent - GAME LOWS

POINTS.....	41	vs Nicholls State (11/28/07)
	45	vs Southern University (11/30/07)
	58	vs Northwestern State (12/15/07)
	61	vs Oregon State (12/22/07)
	61	vs Mississippi State (01/09/08)
FIELD GOALS MADE.....	16	vs Nicholls State (11/28/07)
	16	vs Southern University (11/30/07)
	21	at Villanova (12/06/07)
FIELD GOAL ATTEMPTS.....	50	vs Mississippi State (01/09/08)
	53	vs Nicholls State (11/28/07)
	53	vs Auburn (01/16/08)
FIELD GOAL PERCENTAGE.....	.246 (16-65)	vs Southern University (11/30/07)
	.302 (16-53)	vs Nicholls State (11/28/07)
	.310 (22-71)	vs Northwestern State (12/15/07)
3 PT FIELD GOALS MADE.....	2	at Wichita St. (12-19-07)
	3	vs Southern University (11/30/07)
	3	at Villanova (12/06/07)
	3	vs Washington (12/29/07)
3 PT FG ATTEMPTS.....	9	at Villanova (12/06/07)
	12	vs Washington (12/29/07)
	12	at Tulane (01/02/08)
3 PT FG PERCENTAGE.....	.105 ( 2-19)	at Wichita St. (12-19-07)
	.158 ( 3-19)	vs Southern University (11/30/07)
	.208 ( 5-24)	vs Nicholls State (11/28/07)
FREE THROWS MADE.....	4	vs McNeese State (11/14/07)
	4	vs Nicholls State (11/28/07)
	5	vs CHAMINADE (11-20-07)
FREE THROW ATTEMPTS.....	6	vs McNeese State (11/14/07)
	7	vs CHAMINADE (11-20-07)
	7	vs Northwestern State (12/15/07)
FREE THROW PERCENTAGE.....	.286 ( 4-14)	vs Nicholls State (11/28/07)
	.467 ( 7-15)	vs Auburn (01/16/08)
	.500 ( 7-14)	vs Oregon State (12/22/07)
REBOUNDS.....	28	vs Nicholls State (11/28/07)
	28	vs Auburn (01/16/08)
	31	vs McNeese State (11/14/07)
ASSISTS.....	4	vs Southern University (11/30/07)
	6	vs Southeastern Louisiana (11/12/07)
	10	vs McNeese State (11/14/07)
	10	vs Nicholls State (11/28/07)
	10	at Villanova (12/06/07)
STEALS.....	2	vs Oregon State (12/22/07)
	2	at Ole Miss (01-12-08)
	3	at Texas A&M (01/05/08)
BLOCKED SHOTS.....	0	vs CHAMINADE (11-20-07)
	0	vs Nicholls State (11/28/07)
	1	vs Southeastern Louisiana (11/12/07)
	1	at Ole Miss (01-12-08)
	1	vs Auburn (01/16/08)
TURNOVERS.....	9	at Texas A&M (01/05/08)
	9	at Ole Miss (01-12-08)
FOULS.....	12	at Tulane (01/02/08)
	12	at Texas A&M (01/05/08)
	13	at Wichita St. (12-19-07)

LSU Player High/Low Analysis (as of Jan 16, 2008)  
All games

LSU - INDIVIDUAL GAME HIGHS

POINTS.....	27	Thornton, Marcus vs Auburn (01/16/08)
	27	Thornton, Marcus vs Southeastern Louisiana (11/12/07)
	25	Thornton, Marcus at Ole Miss (01-12-08)
	24	Randolph, Anthony vs Southern University (11/30/07)
	24	Thornton, Marcus vs Nicholls State (11/28/07)
	24	Thornton, Marcus vs McNeese State (11/14/07)
FIELD GOALS MADE.....	10	Randolph, Anthony vs Southern University (11/30/07)
	9	Thornton, Marcus at Ole Miss (01-12-08)
	9	Johnson, Chris vs Washington (12/29/07)
	9	Thornton, Marcus vs Southern University (11/30/07)
	9	Thornton, Marcus vs Nicholls State (11/28/07)
	9	Randolph, Anthony vs CHAMINADE (11-20-07)
FIELD GOAL ATT.....	20	Thornton, Marcus vs Auburn (01/16/08)
	20	Thornton, Marcus at Ole Miss (01-12-08)
	19	Thornton, Marcus vs ARIZONA STATE (11-21-07)
FG PCT (min 7 made).....	.889 ( 8-9 )	Johnson, Chris vs OKLAHOMA STATE (11-19-07)
	.750 ( 9-12)	Johnson, Chris vs Washington (12/29/07)
	.714 (10-14)	Randolph, Anthony vs Southern University (11/30/07)
	.700 ( 7-10)	Johnson, Chris vs Southern University (11/30/07)
	.643 ( 9-14)	Randolph, Anthony vs CHAMINADE (11-20-07)
3 PT FG MADE.....	6	Thornton, Marcus vs Auburn (01/16/08)
	6	Thornton, Marcus vs Oregon State (12/22/07)
	4	Temple, Garrett at Ole Miss (01-12-08)
	4	Thornton, Marcus at Ole Miss (01-12-08)
	4	Martin, Terry at Tulane (01/02/08)
	4	Thornton, Marcus vs Northwestern State (12/15/07)
	4	Martin, Terry at Villanova (12/06/07)
	4	Thornton, Marcus vs Southern University (11/30/07)
	4	Thornton, Marcus vs Nicholls State (11/28/07)
	4	Spencer, Bo vs ARIZONA STATE (11-21-07)
	4	Thornton, Marcus vs ARIZONA STATE (11-21-07)
	4	Thornton, Marcus vs Southeastern Louisiana (11/12/07)
3 PT FG ATTEMPTS.....	16	Thornton, Marcus vs Auburn (01/16/08)
	12	Thornton, Marcus vs ARIZONA STATE (11-21-07)
	11	Martin, Terry vs Oregon State (12/22/07)
3-PT FG PCT (min 4 made).....	.667 ( 4-6 )	Martin, Terry at Villanova (12/06/07)
	.600 ( 6-10)	Thornton, Marcus vs Oregon State (12/22/07)
	.571 ( 4-7 )	Thornton, Marcus vs Southern University (11/30/07)
	.571 ( 4-7 )	Thornton, Marcus vs Southeastern Louisiana (11/12/07)
	.500 ( 4-8 )	Temple, Garrett at Ole Miss (01-12-08)
	.500 ( 4-8 )	Thornton, Marcus vs Nicholls State (11/28/07)
	.500 ( 4-8 )	Spencer, Bo vs ARIZONA STATE (11-21-07)
FREE THROWS MADE.....	8	Temple, Garrett vs Auburn (01/16/08)
	8	Randolph, Anthony vs Oregon State (12/22/07)
	8	Mitchell, Tasmin vs McNeese State (11/14/07)
	7	Randolph, Anthony vs Northwestern State (12/15/07)
	7	Thornton, Marcus vs Southeastern Louisiana (11/12/07)
FREE THROW ATT.....	12	Randolph, Anthony vs Oregon State (12/22/07)
	10	Randolph, Anthony vs Northwestern State (12/15/07)
	10	Mitchell, Tasmin vs McNeese State (11/14/07)
FT PCT (min 7 made).....	.889 ( 8-9 )	Temple, Garrett vs Auburn (01/16/08)
	.800 ( 8-10)	Mitchell, Tasmin vs McNeese State (11/14/07)
	.778 ( 7-9 )	Thornton, Marcus vs Southeastern Louisiana (11/12/07)
	.700 ( 7-10)	Randolph, Anthony vs Northwestern State (12/15/07)

	.667 ( 8-12)	Randolph, Anthony vs Oregon State (12/22/07)
REBOUNDS.....	14	Mitchell, Tasmin vs McNeese State (11/14/07)
	13	Thornton, Marcus at Villanova (12/06/07)
	13	Randolph, Anthony vs Southeastern Louisiana (11/12/07)
	12	Thornton, Marcus vs ARIZONA STATE (11-21-07)
	11	Randolph, Anthony at Ole Miss (01-12-08)
	11	Thornton, Marcus at Wichita St. (12-19-07)
	11	Randolph, Anthony vs Southern University (11/30/07)
	11	Johnson, Chris vs CHAMINADE (11-20-07)
ASSISTS.....	7	Temple, Garrett vs ARIZONA STATE (11-21-07)
	6	Martin, Terry vs Oregon State (12/22/07)
	6	Temple, Garrett at Villanova (12/06/07)
	6	Spencer, Bo vs Southern University (11/30/07)
	5	Temple, Garrett vs Washington (12/29/07)
	5	Temple, Garrett vs Oregon State (12/22/07)
	5	Temple, Garrett vs OKLAHOMA STATE (11-19-07)
STEALS.....	4	Randolph, Anthony at Wichita St. (12-19-07)
	4	Thornton, Marcus vs Southern University (11/30/07)
	4	Mitchell, Tasmin vs McNeese State (11/14/07)
	4	Randolph, Anthony vs Southeastern Louisiana (11/12/07)
	3	Thornton, Marcus vs Auburn (01/16/08)
	3	Mason, Dameon vs Mississippi State (01/09/08)
	3	Randolph, Anthony vs Washington (12/29/07)
	3	Johnson, Chris vs Northwestern State (12/15/07)
	3	Thornton, Marcus vs Northwestern State (12/15/07)
	3	Temple, Garrett at Villanova (12/06/07)
	3	Temple, Garrett vs Nicholls State (11/28/07)
	3	Randolph, Anthony vs Nicholls State (11/28/07)
	3	Temple, Garrett vs CHAMINADE (11-20-07)
BLOCKED SHOTS.....	6	Johnson, Chris vs McNeese State (11/14/07)
	6	Randolph, Anthony vs Southeastern Louisiana (11/12/07)
	5	Randolph, Anthony vs Southern University (11/30/07)
	4	Randolph, Anthony vs Northwestern State (12/15/07)
	4	Randolph, Anthony at Villanova (12/06/07)
TURNOVERS.....	7	Johnson, Chris vs OKLAHOMA STATE (11-19-07)
FOULS.....	5	Martin, Terry vs Auburn (01/16/08)
	5	Temple, Garrett at Texas A&M (01/05/08)
	5	Randolph, Anthony at Villanova (12/06/07)
	5	Johnson, Chris vs ARIZONA STATE (11-21-07)
	5	Green, Garrett vs OKLAHOMA STATE (11-19-07)