



LSU Fighting Tigers (6-3)

at

Wichita State University (5-4).

December 19, 2007, 7 p.m. CST (LSU Sports Radio Network, CST-TD)
Charles Koch Arena -- Wichita, Kansas

2007-08 Schedule

OPPONENT	TIME
N1 BELHAVEN (Exh.)	W, 108-57
N6 GLOBAL SPORTS (Exh.)	W, 72-68
N12 SOUTHEASTERN LA. (CST)	W, 72-62
N14 MCNEESE STATE (CST)	W, 78-74
N19 1-Oklahoma State (ESPN2)	L, 77-83
N20 1-Chaminade (ESPNU)	W, 78-72
N21 1-Arizona State (ESPN2) (ot)	L, 84-87
N28 NICHOLLS STATE (CST)	W, 68-41
N30 SOUTHERN	W, 88-45
D6 2-Villanova (ESPN)	L, 67-68.
D15 NORTHWESTERN STATE	W, 82-58
D19 At Wichita State (CST-TD)	7 p.m.
D22 OREGON STATE (CST)	2 p.m.
D29 WASHINGTON (FSN/SUN)	2 p.m.
J2 3-At Tulane (CSTV)	8 p.m.
J5 at Texas A&M (ESPNU)	7 p.m.
J9 MISSISSIPPI STATE *	7 p.m.
J12 at Ole Miss * (FSN/SUN)	5 p.m.
J16 AUBURN *	7 p.m.
J19 at Vanderbilt * (LF Sports)	Noon
J26 ARKANSAS * (ESPN Classic)	8 p.m.
J30 at Auburn *	7 p.m.
F2 at Alabama * (LF Sports)	2 p.m.
F9 TENNESSEE * (LF Sports)	2 p.m.
F13 at Florida * (LF Sports)	7 p.m.
F16 KENTUCKY * (LF Sports)	Noon
F20 at Arkansas * (LF Sports)	7 p.m.
F23 OLE MISS * (FSN/SUN)	5 p.m.
F27 at South Carolina *	6:30 p.m.
M2 GEORGIA * (LF SPORTS)	1 p.m.
M5 ALABAMA * (CST)	7 p.m.
M8 at Mississippi State *	TBA
M13-16 4-SEC Tournament (LF, CBS)	TBA

* - Denotes SEC Games.

1-EA Sports Maui Invitational; 2-Pizza Hut Big East/SEC Invitational;
3-New Orleans Arena; 4-Atlanta, Ga. (Georgia Dome).

On the Air

TELEVISION * CST-Tape Delay

CST will take feed of the Cox Kansas coverage and replay it Thursday afternoon at 2:30 p.m.

RADIO * LSU Sports Radio Network

Play-by-Play: Jim Hawthorne
Analyst/Host: Kevin Ford
Available on XM Satellite Radio

Series History

Series Tied, Wichita State leads, 2-1

LAST TIME: L, 53-57, (11-25-06), Baton Rouge
AT BATON ROUGE: 0-2
AT WICHITA: ----
AT NEUTRAL SITES: 1-0

Projected LSU Starters and Notes

- G 5 Marcus Thornton (6-4, 190, Jr., Baton Rouge) 19.6 ppg, 5.9 rpg**
Seventh game over 20 points with 22 against Northwestern State (12/15) ... team best 25 treys ... team leader in minutes played (300), 33.3 mpg.
- G 13 Terry Martin (6-6, 200, Jr., Monroe, La.) 9.1 ppg, 4.2 rpg**
Third straight game in double figures with 15 points against Northwestern State (12/15) ... Started all nine games, primary minutes at point guard ... 52 treys last year, 7 last two games.
- C 21 Chris Johnson (6-11, 205, Jr., Montross, Va.) 13.0 ppg, 4.8 rpg, 2.3 bpg**
Scoring average continues to go up with seven straight double figure scoring game with 16 ver sus Northwestern State (12/15) ... Already has more points, minutes played than his first two years combined at LSU ... 44-67 from the field.
- G 14 Garrett Temple (6-6, 185, Jr., Baton Rouge, La.) 6.8 ppg, 3.4 rpg, 3.5 apg**
Primary point guard a year ago, still able to dish out key assists and handle the point when needed ... Is now 10th on school career assist list.
- F 3 Anthony Randolph (6-10, 190, Fr., Dallas, Texas) 14.8 ppg, 8.1 rpg, 3.3 bpg**
SEC Freshman of the Week (11/19) ... Had 21 vs. both Chaminade (11/20) and ASU (11/21) in Maui ... Named to Jay Bilas' ESPN.com All-Maui team ... 4 blks, 4 assts, vs. NW State (12/15).

LSU Starts Tough Swing

The Tigers, despite more trouble on the rebounding end, showed again that they have the ability to score, recording an 82-58 win over Northwestern State, making it 67 consecutive wins over Louisiana schools at the Maravich Center, a streak that dates back to Dec. 8, 1988 ... The Tigers begin a string of games that Coach John Brady considers important to find out about his team prior to SEC play ... After playing at Wichita State, the Tigers host Oregon State (12/22) and Washington (12/29) and then travel to Tulane (1/2) and Texas A&M (1/5) before opening conference play on Jan. 9 against Mississippi State.

the second half, on all 11 buckets made in the final 20 minutes and 17-of-25 for the game.

Tall and Lean, Not Big and Mean

That's the mantra Coach Brady has used to describe his Tigers in 2007-08 ... After years of pounding the ball down low with players like Jaime Lloreda, Brandon Bass, Tyrus Thomas and Glen Davis, this year's team is much taller but there is no one to pound the ball to the goal ... But Tigers players are among the nation's leaders in blocked shots and LSU appears to be able to score from more options than in years past ... LSU is scoring more points, but many of LSU's young players are also learning how to play defense.

Last Time Out

The Tigers shot 47 percent from the floor, 45 percent from the arc and posted 82 points, but was out rebounded by 14 boards over all and 15 (20-5) on the offensive boards ... LSU had 11 assists in

Team Facts

LSU

RECORD: 6-3
LAST GAME: W, 82-58, NW St. (12/15)
RANKINGS: NA
HEAD COACH: John Brady
CAREER RECORD: 279-206 (17th year)
LSU RECORD: 190-129 (11th year)
VS. WICHITA ST.: 0-1

WICHITA STATE

RECORD: 5-4
LAST GAME: L, 56-59, at UMKC (12/15)
RANKINGS: NA
HEAD COACH: Gregg Marshall
CAREER RECORD: 199-87 (10 years)
WSU RECORD: 5-4 (1 year)
VS. LSU: 0-1

LSU Sports Information
PO Box 25095, Baton Rouge, LA 70894

Basketball Contact: C. Kent Lowe
www.LSUsports.net

Phone - 225.578.8226
Fax - 225.578.1861

Media Services

John Brady Interview Opportunities

After Practice

Coach John Brady is usually available after most practices sessions. Most practices start between 3 and 4p.m. (depending on pre-practice video sessions and weights) and usually finish between 5 and 6 p.m. Contact Basketball SID Kent Lowe (225-578-1864) to confirm practice times.

SEC Teleconference

The 12 SEC coaches are featured on a teleconference each Monday and Thursday January through March through the conference season. The conference starts at 10 a.m. (CST). Coach Brady is on at 10:28 a.m. CST. To access the media only number contact Kent Lowe or the Southeastern Conference Media Relations Office (205-458-3010).

LSU Player Interview Opportunities

Post Practice

The best time to contact LSU players is usually at the conclusion of practice. Again, please let Basketball SID Kent Lowe know your interview intentions as far in advance as possible.

LSU Satellite Newsfeed

For more information on satellite feeds and coordinates please call Assistant Athletic Director/Television Kevin Wagner (225-578-1797).

By Appointment, By Phone

Coach Brady is available for interviews most non-gameday mornings prior to noon. Please contact either Kent Lowe (225-578-1864) or Basketball Secretary Pam LeBlanc (225-578-8217).

The John Brady Show, Presented by Whitney Bank on The LSU Sports Radio Network

The weekly call-in show takes place Monday at 7 p.m. from Walkon's Bistro at the corner of Nicholson and Burbank ... The show runs through the end of the regular season ... The show airs in Baton Rouge on Eagle 98.1 FM, on the Internet at www.LSUsports.net and on many LSU Sports Radio Network affiliates ... The show will take Dec. 24 and 31 off ... Show will resume with a special Tuesday edition on Jan. 8 before returning on Mondays

the rest of the season.

Inside LSU Basketball with Coach John Brady

Coach Brady's weekly TV show is on a state-wide network ... WBRZ-TV, Channel 2, will carry the show at 10:35 p.m. Sunday ... The show will take off Dec. 23, 30 and Jan. 6 off ... The show will resume on Jan. 13 with the final show on March 9 ... Besides WBRZ-TV, the show can be seen on Cox Cable 4 in Baton Rouge Mondays at 9:30 p.m. and on Cox Sports Television (Ch. 37 on Cox Cable) on Wednesdays at 5:30 p.m. ... Other markets airing the show are KLAX-TV in Alexandria, Cox Channel 8 in Lake Charles, KEJB-TV in Monroe, KWBK in Mogan City, WGNO-TV in New Orleans and KMSS in Shreveport.

Post Game

Coach Brady will be in the L-Club Room of the Maravich Center to visit with the media ... Requested players will be brought to the L-Club after they shower and dress and Coach Brady has finished his post-game remarks ... **THE LSU DRESSING ROOM IS CLOSED** ... To reach the L-Club, exit the building on the Southwest side and once outside turn left and go down the first set of steps to the L-Club ... The visiting team dressing

area is in the Northeast Corridor and across from the media work area ... The visiting coach has an interview area (where the pre-game meal is served) that he can use for his post-game media obligations if he wishes.

Who to Contact

LSU Sports Information Office

(225) 578-8226

Asst. AD/Sports Info. Director

Michael Bonnette - mbonnet@lsu.edu

Sr. Associate SID (Basketball)

C. Kent Lowe - clowe@lsu.edu

Asst. Men's Basketball Contact

Alex Restrepo - arestr1@lsu.edu

LSU Sports Television Network

(225) 578-1797

Director of Television

Kevin Wagner - jwagne2@lsu.edu

Manager/Television

John Schiebe -- jschieb@lsu.edu

LSU Sports Radio Network

(225) 578-1882

Director of Radio

Jim Hawthorne - lsuradio@lsu.edu

LSU Athletics Online

www.LSUsports.net

The Official Website of LSU Athletics is home to all the basketball information you need. Schedules, results, rosters, bios, statistics and game notes can be found. The **GAMEDAY** section, updated daily, has all relevant info for the upcoming game.

<http://media.lsusports.net>

Media can access images for all LSU teams, including action shots, heads shots, logos, etc. To gain access, email Michael Bonnette or Kent Lowe. You will be assigned a login and password that will enable you to retrieve pictures. This service is for the media use only.

LSUsports.net/media

Request Credentials online, Read the latest Game Notes and Submit Photo Requests.

C. Kent Lowe clowe@lsu.edu							
1 Weekly Schedule (Subject to change)							
MONDAY 17	TUESDAY 18	WEDNESDAY 19	THURSDAY 20	FRIDAY 21	SATURDAY 22	SUNDAY 23	
Practice -- 3:30 p.m. Final edition of John Brady Radio Show at Walk-Ons, 7 p.m. until Jan. 8	Practice 11 a.m. Leave for Wichita, Kansas	Game 10 -- At Wichita State, 7 p.m. (Kock Arena, Wichita, Kansas) LSU Sports Radio Network, CST-TD to Thursday at 2:30 p.m.	Practice 3 p.m.	Practice 3:30 p.m.	Game 10 -- Oregon State at LSU, 2 p.m. (Maravich Center) LSU Sports Radio Network, CST. Tickets \$11, \$5 youth (ages 3-12).	Team Off For Christmas Break. Final "inside LSU Basketball" TV show (WBRZ, Ch. 2 in BR, 10:35 p.m.) until Jan. 13.	
MONDAY 24	TUESDAY 25	WEDNESDAY 26	THURSDAY 27	FRIDAY 28	SATURDAY 29	SUNDAY 30	
Off	Merry Christmas	Practice at Noon and 6 p.m.	Practice 11 and 5 p.m.	Practice 11 a.m.	Game 11 -- Washington at LSU, 2 p.m. (Maravich Center), LSU Sports Radio Network, FSN. Tickets \$11, \$5 youth (ages 3-12)	Off	

John Brady

Head Coach • 11th Year

When John Brady first put a team on the floor of the Pete Maravich Assembly Center, his Tiger squad was undermanned, undersized and underdogs.

Teams hated to play the Tigers then because John Brady coached his team hard and they responded with several strong performances against the leagues top teams, but not many wins. The strong performances continued as the years went on, but now LSU was winning.

In 11 years as head coach at LSU, John Brady has coached the LSU team as only he knows how -- with heart and passion, and knowledge of the game that makes him one of the best at in-game decisions.

The LSU Tigers, in 2006, won the SEC regular season title with a 14-2 record and won the Western Division for the second straight year. LSU has won 31 SEC games the last three years, one of the best totals in the league over the last three years, and during that time period, LSU had a streak of 19 straight conference home wins that spanned portions of four seasons from 2004-07.

The SEC Championship in 2006 was Brady's second and the school's first outright championship in 21 years.

LSU has had six consecutive winning seasons under John Brady and only three times in the program history have there been longer consecutive years of winning.

Three times, John Brady has coached the SEC Player of the Year and he has coached the SEC Freshman of the Year four times.

Brady's 184 wins are the third most wins by an LSU basketball coach and only two LSU basketball coaches have served longer tenures.

Brady's knowledge of the game and his belief in discipline and respon-

sibility for actions on and off the floor have made the program strong again, one that LSU fans are proud of.

Brady's plan isn't just taking place on a hardwood floor in the Maravich Center. He has worked hard to show the public that athletic and academic pursuits of the players should be challenged to the fullest.

That's part of the reason that LSU basketball is not only a success on the court, but in the classroom as well.

Brady came to LSU after six highly successful seasons at Samford University in Birmingham, Ala. In his six-year tenure (1992-97), he turned the team into a consistent winner, posting a record of 89-77. In Brady's six years at Samford, the team had three first-team and five second team all-league selections.

Now at LSU, the numbers are beginning to work for Brady both on and off the floor. He has had 33 players earn Academic Honor Roll status at LSU, plus 18 players who have received their degrees from LSU.

The 53-year-old Brady is the father of two daughters (Brittany-17, Brooke-13) and is married to the former Misty Champagne.

In his first 10 seasons, Brady has taken the Tigers a long way, including to college basketball's pinnacle, the NCAA Final Four. The results are a program that is solid both athletically and academically. The top athletes in the country are seriously putting LSU at the top of their lists and Brady is earning the respect of his peers in the league.

He has re-established LSU back as a national factor in college basketball and the work is being done to keep LSU there for years to come.

- 1** >NCAA Final Four Appearance (2006)
- 2** >SEC Championships >Sweet Sixteen Appearances (2000, 2006)
- 3** >SEC Player of the Year Selections (Swift - 2000, Bass - 2005, Davis - 2006) >SEC Western Division Championships (2000, 2005, 2006)
- 4** >SEC Freshman of the Year Selections (Bright - 2000, Bass - 2004, Davis - 2005, Thomas - 2006)
- 6** >Postseason tournament appearances in the last eight years
- 18** >Number of LSU players who have graduated
- 33** >Academic All-SEC honorees



The Brady File

NAME: John Brady
BIRTH DATE: Sept. 17, 1954 (McComb, Miss.)
AGE: 53
HOMETOWN: McComb, Miss.
WIFE: Misty
CHILDREN: Brittany (17), Brooke (13)
HIGH SCHOOL: McComb HS; McComb, Miss.
COLLEGE: BS, Belhaven College, 1976 M. Ed., Mississippi State, 1977

PLAYING EXPERIENCE

McComb High School (McComb, Miss.) - 3-year starter, scored over 1,000 points for career ... Coach Charlie Rugg ... Two-time All-Southern States Conference - Inducted Fall 1997 into school athletic hall of fame.

COACHING EXPERIENCE

1976-77 - Graduate Assistant, Mississippi State
1977-82 - Head Coach, Crowley High School (Crowley, La.) - 129-49 (.725) record ... 1981 LSWA Class AAA "Coach of the Year"
1982-90 - Assistant Coach, Mississippi State ... First four years under coach Bob Boyd ... Last four as chief recruiter for Richard Williams.
1990-91 - Assistant Coach, UNO
1991-97 - Head Coach, Samford University, 89-77 record in six years ... left Samford as winningest coach in Samford history ... Team won TAAC West in 1996 and 1997.
March 25, 1997 - Named 18th LSU head coach
1999-2000 - LSU wins SEC West, SEC Championship; NCAA Sweet 16; SEC Coach of the Year; Runner-up, National Coach of Year.
2001-02 - Second round of the NIT.
2002-03 - NCAA Tournament appearance ... LSWA, LABC Coach of the Year.
2003-04 - LSU advances to the NIT.
2004-05 - LSU posts 12-4 record to win SEC West ... Tigers go 8-0 in league play at home, first undefeated league home record since 1981 ... Team advanced to NCAA Tournament, fourth straight post season berth.
2005-06 - LSU posts 14-2 record in winning SEC title, first since 2000 and first outright title in 21 years ... Tigers go 8-0 in league play at home for the second straight year ... Team goes to NCAAs and defeats Iona, Texas A&M, No. 1 Duke and Texas to advance to NCAA Final Four for first time in 20 years ... Named SEC Coach of the Year, LSWA Coach of the Year and finalist for the Jim Phelan National Coach of the Year Award.
2006-07 - Team posts its sixth consecutive winning record.

The John Brady Record

YEAR	SCHOOL	/---OVERALL---/		/---CONF.---/		FINISH
		W-L	PCT.	W-L	PCT.	
1991-92	Samford	11-18	.379	7-7	.500	T-3rd
1992-93	Samford	17-10	.630	7-5	.583	T-2nd
1993-94	Samford	10-18	.357	4-12	.250	8th
1994-95	Samford	16-11	.592	11-5	.687	2nd
1995-96	Samford	16-11	.592	11-5	.687	TAAC Western Division Champion
1996-97	Samford	19-9	.678	11-5	.687	TAAC Western Division Champion
1997-98	LSU	9-18	.333	2-14	.125	6th-West
1998-99	LSU	12-15	.444	4-12	.250	6th-West
1999-00	LSU	28-6	.823	12-4	.750	SEC Champions; NCAA Sweet 16
2000-01	LSU	13-16	.448	2-14	.125	6th-West
2001-02	LSU	19-15	.559	6-10	.375	4th-West; NIT Second Round
2002-03	LSU	21-11	.656	8-8	.500	2nd-West; NCAA Tournament
2003-04	LSU	18-11	.621	8-8	.500	2nd-West; NIT
2004-05	LSU	20-10	.667	12-4	.750	1st-West; NCAA Tournament
2005-06	LSU	27-9	.750	14-2	.875	SEC Champions; NCAA Final Four!
2006-07	LSU	17-15	.531	5-11	.312	6th-West
2007-08	LSU	6-3	.667			
Totals	17 Years	279-206	.575	124-126	.496	2 Conf. Titles, 5 Division Titles
Samford	6 Years	89-77	.536	51-39	.567	2 TAAC Western Division Titles
LSU	11 Years	190-129	.596	73-87	.456	2 SEC-3 West Titles, 4 NCAAs

CAREER SPECIALTY NUMBERS

CAREER DOUBLE-FIGURE GAMES

Tasmin Mitchell 49
Terry Martin 19
Garrett Temple 17
Marcus Thornton 8
Chris Johnson 8
Anthony Randolph 7
Dameon Mason 5
Bo Spencer 4

CAREER DOUBLE-FIGURE REBOUNDS

Tasmin Mitchell 9
Anthony Randolph 2
Marcus Thornton 2
Chris Johnson 1

CAREER DOUBLE-DOUBLES

Tasmin Mitchell 8
Anthony Randolph 2
Marcus Thornton 2
Chris Johnson 1

CAREER THREE-POINTERS

Tasmin Mitchell 69
Garrett Temple 68
Terry Martin 67
Marcus Thornton 25
Bo Spencer 14
Dameon Mason 9
Chris Johnson 9
Alex Farrer 6
Anthony Randolph 2

CAREER ASSISTS

Garrett Temple 269
Tasmin Mitchell 165
Terry Martin 52
Dameon Mason 29
Bo Spencer 26
Anthony Randolph 17
Marcus Thornton 14
Chris Johnson 11
Alex Farrer 10
Garrett Green 2
Greg Terrebbonne 3

CAREER BLOCKS

Garrett Temple 75
Tasmin Mitchell 44
Chris Johnson 36
Anthony Randolph 30
Terry Martin 12
Dameon Mason 9
Marcus Thornton 5
Alex Farrer 2
Garrett Green 2
Bo Spencer 1

2007-08 LSU Men's Basketball Roster

NO.	NAME	CL.	POS.	HT.	WT.	EXP.	HOMETOWN/LAST SCHOOL
1**	Tasmin Mitchell	Jr.	F	6-7	228	2VL	Denham Springs, La./D. Spr. HS
2	Dameon Mason	Sr.	G/F	6-6	190	1VL	Kansas City, Mo./Marquette Univ.
3	Anthony Randolph	Fr.	F	6-10	205	HS	Dallas, Texas/Woodrow Wilson HS
5	Marcus Thornton	Jr.	G	6-4	198	JC	Baton Rouge, La./Kilgore College
10	Greg Terrebbonne	So.	G	6-0	205	1VL	Galliano, La./South LaFourche HS
11	Bo Spencer	Fr.	G	6-1	180	HS	Baton Rouge, La./Glen Oaks HS
13	Terry Martin	Jr.	G	6-6	207	1VL	Monroe, La./Texas Tech
14	Garrett Temple	Jr.	G	6-6	195	2VL	Baton Rouge, La./University HS
20	Garrett Green	Fr.	F	6-10	218	HS	Woodland Hills, Calif./Taft HS
21	Chris Johnson	Jr.	C	6-11	205	2VL	Montross, Va./Laurinburg Prep
30	Alex Farrer	So.	G	6-5	200	1VL	Phoenix, Ariz./St. Mary's HS
32**	Quintin Thornton	Jr.	F	6-8	230	JC	Orlando, Fla./Odessa College

**Injured and not dressed

Head Coach: John Brady (Belhaven, 1976), 11th year at LSU

Associate Head Coach: Butch Pierre (Mississippi State, 1984), 11th year at LSU

Assistant Coach: John Treloar (Belhaven, 1979), 4th year at LSU

Assistant Coach: Chad Dollar (Milligan, 1996), 1st year at LSU

Director of Basketball Operations: Jeff Clapacs (Wooster, 2007), 1st year at LSU

Transactions

Quintin Thornton injured his left pectoral muscle in the weight room, Oct.19. Underwent surgery, out for at least two months, probable redshirt candidate ... Dameon Mason missed McNeese game (11/14) and Maui Tournament (11/19-21) with viral infection on heart muscle ... Cleared Monday (11/26) to return to practice ... Tasmin Mitchell was taken out of Oklahoma State game (11/19) after six minutes, did not play the remainder of the Maui tournament ... Has a stress reaction in the shin bone area of his left foot ... Surgery was Nov. 29 ... Eligible for medical redshirt if unable to return ... Alex Farrer broke his nose in the Chaminade game (11/20), Dameon Mason broke his nose in practice prior to the Villanova game (12/6), both have continued to play.

Last Game -- LSU 82, Northwestern St. 58 (12/15 - Baton Rouge)

The Tigers came off the break for exams and in its first start since the Villanova game when they lost a 21-point lead in the final nine minutes, showed again that they can score bunches in spurts in downing the Demons ... What was also apparent in the game is that LSU still is a work in progress when it comes to rebounding, getting out rebounded by 14 overall and 15 (20-to-5) on the offensive boards.

The Tigers shot 47.2 percent for the game (25-of-53) and 45 percent from the three-point arc (9-of-20) ... LSU also got its shooting eye back together at the free throw line making 23-of-30 or 76.7 percent ... In the process, Northwestern State was held to just 31 percent from the field (22-of-71).

Marcus Thornton led LSU with 22 points, while Chris Johnson continued his streak of scoring in double figures now at seven games with 16 points, while Terry Martin added 15 and Anthony Randolph had 13.

The win was LSU's 67th consecutive home win over a Louisiana school at the Maravich Center dating back to Dec. 8, 1988.

Second Half Shooting And Scoring

In the midst of everything else that was seen in the Villanova game (12/6), it marked the only time this season that LSU did not shoot at least 50 percent in the second 20 minutes of the contest ... In fact, it turned out to be the lowest percentage of the season overall for any game - 42.6 percent ... In three games this season, LSU has shot over 50 percent from the field for the game and for the season is still shooting a nice percentage of 48.4 percent (246-508) while holding opponents to 37.6 percent (214-569) ... Through the first nine games, LSU is 137-of-252 in the second half or 54.4 percent.

LSU is averaging 43.4 points a game in the second half and has outscored opponents by 85 points in the final 20 minutes ... In the first halves of games so far this year, LSU is averaging 33.1 points and has a scoring differential of plus 22 ... LSU scored 57 points against Southern in the second half (11/30), the fourth best single scoring half in the John Brady era:

1. **60 -- 2nd half - Grambling (1-20-99)**
2. **59 - 1st half - Centenary (1-15-03)**
3. **58 - 2nd half - Tennessee (1-14-06)**

4. 57 - 2nd half - Southern (11-30-07)
5. 56 - 1st half - Wyoming (11-27-99)

11 Assists, 11 Baskets Made

The Tigers finished the Northwestern State game Saturday (12/15) with 17 assists and a total of 25 made baskets, a ratio for assists to made baskets of 68 percent ... However, it proved to be a very good offense in the second half when 11 Tiger assists equaled the total number of baskets (11) that LSU made in the second half of the game against the Demons. Five of those were three-pointers.

Johnson, Randolph On Jay Bilas' Maui Team

Junior Chris Johnson and freshman Anthony Randolph were both on Jay Bilas' final ESPN.com All-Maui team for their performances over the three games of the EA Sports Maui Invitational ... Earlier in one of his blogs from Maui, Bilas said about Johnson, "this kid oozes potential." Johnson averaged a team best 16.0 points a game, making 20-of-29 field goals, including four treys, with a 7.0 rebound average per game ... Randolph averaged 15.7 points a game and 7.0 rebounds.

About Wichita State University

The Shockers and the Tigers are meeting for the second straight year and for the fourth time overall ... Wichita State won a November game in the Maravich Center a year ago, 57-53 ... The two previous meetings came early in the 1980s with LSU winning over WSU in the Louisiana Superdome on March 22, 1981, 96-85, in the game that sent LSU to the NCAA Final Four in Philadelphia ... LSU lost to Wichita State in Baton Rouge during the 1981-82 regular season, 66-65.

Wichita State is 5-4 on the season, 3-1 at home, having lost its last two contests - 60-59 to Texas-Arlington (12/7) and 59-56 to Missouri-Kansas City (12/15) ... Against UTA, PJ Cousinard led the Shockers with 20 points and 10 rebounds, while Gal Mekel added 13 points ... Wichita State shot 34.4 percent in the game ... Against UMKC, Matt Braeuer led Wichita State with 14 points, while JT Durley added 10 ... Wichita State shot 37.8 percent from the floor and out rebounded UMKC, 42-31 ... Gregg Marshall is in his first year as the head coach at Wichita State after nine years at Winthrop where he compiled a record of 194-83, winning the last three Big South Conference titles and going to seven NCAA Tournaments in nine years ... The probable starters for the Shockers based on the last game are:

G - 2 P.J. Cousinard (6-4, 217, Sr., Houston, Texas) 11.4 ppg, 6.1 rpg

G - 22 Matt Braeuer (5-11, 159, Sr., Belton, Texas) 10.7 ppg, 3.6 rpg, 3.8 apg

F - 0 Aaron Ellis (6-7, 197, Fr., Myrtle Beach, S.C.) 1.6 ppg, 1.6 rpg

F - 10 Ramon Clemente (6-6, 221, Jr., Queens, N.Y.) 6.3 ppg, 8.7 rpg

F - 11 Phillip Thomasson (6-7, 230, Sr., Burlison, Texas) 10.1 ppg, 3.7 rpg

Success at Home

The Tigers were 14-4 in the Maravich Center last year, 9-1 in non-conference games ... The Tigers will enter the next home game Saturday against Oregon State game on a seven-game winning streak (5-0 this season) dating back to last year ... LSU has won 14 games each of the last three years at home, but will only play 15 home games this season ... LSU is 47-7 (87.0 percent) over the last three-plus years overall and 81-6 (93.1 percent) over the ten-plus years of John Brady's tenure in non-conference games.

The Pete Maravich Assembly Center - New Floor For 2007-08

This is the 37th season of play in the building and LSU is 418-139 in the building (75.0 percent) and 217-30 (87.8 percent) in non-conference games.

The Tigers are playing at home on a brand new wood floor that was installed earlier in the month. The floor was designed by Jason Feirman in the LSU Athletics Publications office and made by Connor Sports Flooring in Arlington, Illinois.

On the Road

The Tigers are 0-1 on the opponents court this season, losing at Villanova's second home court in Philadelphia, 68-67, in the Wachovia Center during the Pizza Hut Big East/SEC Invitational ... LSU is 1-3 overall away from the Maravich Center, having defeated Chaminade and lost to Oklahoma State and Arizona State in the EA Sports Maui Invitational ... LSU is 391-569 on opponents home courts all-time, 2-9 a year ago.

SEC MEDIA DAYS POLL

Eastern Division

TEAM	SEC	OVERALL
Tenn. (30)	180 points	
Kentucky	142 points	
Florida	103 points	
Vanderbilt	98 points	
Georgia	69 points	
S. Carolina	38 points	

Western Division

TEAM	SEC	OVERALL
Ark. (18)	168 points	
Miss. St. (10)	148 points	
Alabama (1)	111 points	
Auburn (1)	94 points	
LSU	63 points	
Ole Miss	46 points	

CAREER DOUBLE-DOUBLES

TASMIN MITCHELL (8)

Game	Date	Pts	Reb
Southern	11/18/05	19	12
UL-Laf.	12/17/05	16	11
Duke	3/23/06	10	10
Texas	12/10/06	23	10
UConn	1/6/07	16	10
Ole Miss	1/17/07	19	10
Ole Miss	2/14/07	11	10
McNeese	11/14/07	16	14

ANTHONY RANDOLPH (2)

Game	Date	Pts	Reb
SE La.	11/12/07	19	13
Southern	11/30/07	24	11

MARCUS THORNTON (2)

Game	Date	Pts	Reb
Ariz. State	11/21/07	18	12
Villanova	12/6/07	15	13

CHRIS JOHNSON (1)

Game	Date	Pts	Reb
Chaminade	11/20/07	18	11

TIGER OPPONENTS IN POLLS

Record at Time of Game	AP	ESPN/ USAT
Villanova (L, 67-68)	25	21
Texas A&M (Jan. 5)	14	11
Ole Miss (Jan. 12, Feb 23)	RV	RV
Vanderbilt (Jan. 19)	17	17
Arkansas (Jan. 26, Feb. 20)	RV	RV
Tennessee (Feb. 9)	12	12
Florida (Feb. 13)	RV	RV

THE STATISTICS

Overall	LSU	WS
Scoring Average	77.1	62.4
Opp. PPG Average	65.6	60.2
Scoring Differential	+11.6	+2.2
FG Percentage	48.4	40.9
Opp. FG Percentage	37.6	41.7
3PT FG Pct.	35.4	30.3
Opp. 3FG Pct.	32.5	39.5
3 FGs per Game	7.7	6.0
FT Percentage	73.1	69.8
Rebound Avg.	37.7	36.8
Opp. Reb. Avg.	37.1	30.1
Reb. Differential	+0.6	+6.7
Assist Average	14.3	12.4
TO Average	16.8	13.8
Blocks Average	8.8	3.2
Steals Average	7.9	4.8

LSU Scoring Runs

5-0	14
6-0	7
7-0	12
8-0	3
9-0	1
10-0	
11-0	2
12-0	
13-0	
14-0	1
15-0	
16-0	
17-0	1

Opp. Scoring Runs

5-0	12
6-0	5
7-0	3
8-0	5
9-0	1
10-0	1
11-0	
12-0	1
13-0	
14-0	
15-0	

Thornton and Randolph With Big Opening Night Games

Junior college transfer Marcus Thornton made his season debut a good one for LSU, hitting 8-of-14 field goals, including four treys, in a 27-point effort against Southeastern Louisiana ... He was just on the edge of becoming the first Tiger to score 30 points since Darrel Mitchell scored 32 in double overtime at home against Ohio State in January 2005 ... Also freshman Anthony Randolph came up big against the Lions with a double double of 19 points and 13 rebounds ... Here are how the numbers compare with other opening night first games for some other Tigers in the last 20 or so years:

2005-06 - Tasmin Mitchell - 19 points, 12 rebounds
2004-05 - Glen Davis - 16 points, 13 rebounds
2003-04 - Brandon Bass -- 15 points, 11 rebounds
1999-00 - Ronald Dupree - 21 points, 8 rebounds; Lamont Roland - 20 points
1998-99 - Jabari Smith - 11 points, 17 rebounds
1996-97 - Lester Earl - 25 points, 7 rebounds
1994-95 - Randy Livingston - 22 points, 9 assists
1993-94 - Ronnie Henderson - 21 points
1992-93 - Sean Gipson - 23 points, 10 rebounds
1989-90 - Shaquille O'Neal - 10 points; Stanley Roberts - 16 points
1988-89 - Chris Jackson 13
1984-85 - John Williams - 21 points, 11 rebounds; Jose Vargas - 22 points, 10 rebounds

Of course, one to add to that is Durand "Rudy" Macklin who in the 1976 season opener in his first game as a Tiger pulled down a school record 32 rebounds against Tulane.

A Nice Scoring Average

Through the first nine games, junior college transfer Marcus Thornton is averaging 19.6 points a game ... Through play on Sunday, that average ranks second in the SEC behind the 20.3 average of Vandy's Shan Foster ... While extremely early, Thornton finds himself in rare territory for an LSU player as no player has averaged more than 19 points to lead the LSU team in scoring since Ronnie Henderson averaged 21.8 points per game in 1996 ... Thornton's scoring average ranks 42nd in the country.

Randolph One Of The Top SEC Freshman

Anthony Randolph of Dallas is making his name known as one of the top SEC freshman after nine games, averaging 14.8 points per game, 8.1 rebounds and 3.3 blocks per game ... His scoring average ranks fourth among league freshman, the rebound average is tied for first among the freshman and his blocks per game average is first among league freshman ... Overall his scoring average ranks 13th, while is rebounding average is tied for fourth ... He is second in the league in blocked shots and ninth in the country.

Chris Johnson

The point was made in post-game comments against Nicholls State last month about the success Chris Johnson has had since moving into the starting lineup and again it is a case of another LSU player working hard in practice and having the patience to wait their time ... This is Johnson's time and his last seven games have certainly shown his patience has been rewarded and how big a help he has been to some of the success LSU has had:

Oklahoma State - 19 pts, five rebounds (8-9 FG)
Chaminade - 18 pts, 11 rebounds (first double-double, 3 blocks)
Arizona State - 11 pts, 5 rebounds (3 blocks)
Nicholls State - 16 pts, 6 rebounds (3 blocks)
Southern - 20 pts, 5 rebounds (2 blocks)
Villanova - 11 pts, 4 rebounds (3 blocks)
Northwestern State - 16 pts, 2 rebounds (1 block)

For the season, Johnson has scored 117 points, 59 more than in 18 games last year and his 246 minutes is more than 100 minutes over his total of a year ago ... This season he is averaging 13.0 points per game and 2.3 blocks a game.

Johnson With A Nice Streak

Johnson at the free throw line this season, has made 23-of-25 free throws or 92.0 percent at the charity stripe, far and away the best in the league for those qualifying (based on the league minimum of 2.5 made a game) and it is 15th in the nation in the latest NCAA stats ... As part of that 23-of-25 was a consecutive streak of 18 that was finally stopped in the Villanova game ... Ironically, in Johnson's first two seasons, he was just a combined 8-of-13 at the charity stripe ... The 18 consecutive free throws made is the longest streak since Chris Jackson hit the school record 35-in-a-row in the 1989-90 season.

Trying To Get Another Winning Season

LSU has had a winning record each of the last six seasons which is the third longest consecutive winning streak in school history ... LSU's consecutive season winning streaks:

11 - 1982-83 to 1992-93

9 - 1913-14 to 1921-22

6 - 2001-02 to present

5 - 1976-77 to 1980-81

4 - 1931-32 to 1934-35

O Canada

The LSU season got off to an early start thanks to a three-game exhibition tour of Canada over the Labor Day weekend ... The Tigers played games and won at the University of Guelph (92-60), York University (101-67) and the University of Toronto (82-55) ... Marcus Thornton, the junior college transfer, led the Tigers on the trip averaging 26.0 points per game as the guard hit 32-of-55 field goal attempts and more importantly 11 three-pointers in 25 attempts (44 percent) ... Anthony Randolph averaged 13.3 points and a team best 6.7 rebounds, while veterans Terry Martin (13.0 points) and Mitchell (11.0 points) averaged in double figures.

LSU as a team shot 48 percent from the floor and 36.9 percent from the international three-point arc, some 30 percentage points higher than a season ago.

LSU's decision to wait until the Labor Day Weekend to go on a trip outside the United States allowed the newcomers to join the veterans on the trip and allowed for a week of practice prior to leaving for Canada.

The Season Started Earlier

The first exhibition game on Nov. 1 marked by two days the earliest exhibition game in LSU history ... The start of the season on Nov. 12 against Southeastern Louisiana was the earliest an LSU men's basketball team has ever started the season in program history.

Last season and in the 2001-02 season, the previous earliest game was played on Nov. 17 ... In the 2005-06 season, the season started on Nov. 18.

Hopefully Villanova Game Not A Sign The Trend Will Continue

After winning almost all of the close games in 2006, the streak turned against LSU in 2007, going 1-6 in 2007 in games decided by four points or less last season:

Wichita State -- L, 53-57

Texas -- L, 75-76 (OT)

Auburn -- W, 65-63

Georgia -- L, 54-57

Alabama -- L, 70-73

Tennessee -- L, 67-70

Ole Miss -- L, 70-71

Now it is hard to believe it has all started again as LSU has a 1-2 mark in games of four points or less having beaten McNeese by four, losing to Arizona State in overtime by three and last week's loss in Philadelphia to Villanova:

McNeese - W, 76-72

Arizona State (ot) - L, 84-87

Villanova - L, 67-68

TIGER TRENDS

LSU RECORD...	07-08	JB YRS
In November	5-2	39-9
In December	1-1	52-14
In January		37-45
In February		35-43
In March		27-17
In April		0-1

LSU vs. AP Ranked Opponents

At home		12-16
On the road	0-1	3-27
Neutral		8-5

LSU's Record in Games...

Decided by 5 pts or less	1-2	49-46
Decided by 10 pts or less	3-3	76-76
Decided by 11 pts or more	3-0	114-53
At night	5-1	138-80
During the day	1-2	52-49
Decided in Overtime		8-7
Televised	4-3	87-83

LSU's Record When Scoring...

Less than 60 points		10-54
60-69 points	1-1	50-47
70-79 points	3-1	61-25
80-89 points	2-1	41-3
90-99 points		23-0
100 or more points		5-0

LSU's Record When Allowing...

Less than 60 points	3-0	98-16
60-69 points	1-1	64-37
70-79 points	2-0	23-41
80-89 points	0-2	4-32
90-99 points		0-3
100 or more points		1-0

LSU's Record When...

Leading at the half	3-1	151-26
Losing at the half	1-2	31-94
Tied at the half	2-0	8-9
Lead 10 minutes left	4-1	161-24
Losing 10 minutes left	0-1	26-100
Tied 10 minutes left	1-1	3-5
Lead 5 minutes left	6-1	165-19
Losing 5 minutes left	0-1	20-103
Tied 5 minutes left	0-1	5-7

LSU's Record When Shooting...

50% or higher	3-0	91-17
Less than 50%	3-3	99-112
Better than opponent	6-2	159-33
Worse than opponent	0-1	31-95
Even Shooting		0-1
More 3PT FGs than opp.	4-3	89-34

LSU's Record When...

Outrebounding opp.	3-0	156-30
Outrebounded by opp.	3-3	32-91
Equal rebounds	-----	2-8

LSU's Record When Committing...

Fewer TO than opp.	4-0	97-29
More TO than opp.	1-3	81-92
Equal TO	1-0	12-8
15 or fewer TO	4-0	112-53

COACHING MARKS

Coaching Tenure in SEC

1. Billy Donovan, Florida	12th season
2. John Brady, LSU	11th season
3. Rick Stansbury, MSU	10th season
3. Mark Gottfried, Ala.	10th season
5. Kevin Stallings, Vandy	7th season
5. Dave Odom, USC	7th season
7. Dennis Felton, UGA	5th season
8. Jeff Lebo, Auburn	4th season
9. Bruce Pearl, Tennessee	3rd season
10. Andy Kennedy, Ole Miss	2nd season
11. Billy Gillispie, Kentucky	1st season
11. John Pelphrey, Arkansas	1st season

Coaching Tenure at LSU

1. Harry Rabenhorst	29 seasons
2. Dale Brown	25 seasons
3. John Brady	11 seasons
4. Jay McCreary	8 seasons
5. Dr. C. C. Stroud	6 seasons
5. Press Maravich	6 seasons

Coaching Wins at LSU

1. Dale Brown	448
2. Harry Rabenhorst	340
3. John Brady	190
4. Dr. C. C. Stroud	82
4. Jay McCreary	82

Coaching Wins in SEC

(through play on December 16)

1. Billy Donovan, Fla.	271
2. Rick Stansbury, MSU	190
2. John Brady, LSU	190
4. Mark Gottfried, Ala.	186
5. Kevin Stallings, Vandy	152
6. Dave Odom, USC	120
7. Dennis Felton, UGA	64
8. Bruce Pearl, Tennessee	55
9. Jeff Lebo, Auburn	49
10. Andy Kennedy, Ole Miss	30
11. John Pelphrey, Arkansas	8
12. Billy Gillispie, Kentucky	4

All-Time Wins--SEC

(through play on December 16)

1. Adolph Rupp, UK	875
2. Dale Brown, LSU	448
3. C. M. Newton, UA/VU	340
3. Harry Rabenhorst, LSU	340
5. Tubby Smith	308
6. Joe B. Hall, Kentucky	297
6. Hugh Durham, Georgia	297
8. Ray Mears, Tennessee	278
8. Roy Skinner, Vanderbilt	278
10. Billy Donovan, Florida	271

15. Norm Sloan, Florida	232
16. Rick Pitino, Kentucky	219
17. Joel Eaves, Auburn	214
18. Don DeVoe, Tenn, Fla.	211
19. Eddie Fogler, Vandy/SC	204
20. Bob Polk, Vanderbilt	197
21. Richard Williams, Miss. St.	191
22. Rick Stansbury, Miss. St.	190
22. John Brady, LSU	190
24. Mark Gottfried, Alabama	186

30. Kevin Stallings, Vandy	152

Garrett Temple Cracks Top 10 In Assists

The junior, who has spent much of his career dishing out assists at the point, is not listed as the starting point guard this season, but he handles the ball enough to get plenty of chances to dish the ball and he is off to another good start through the first nine games with 32 assists, to 24 turnovers ... Temple has now 269 career assists, 10th all-time at LSU in total assists ... He has 105 career steals and is just 31 of moving into the top 10 in that category at LSU.

Scoring Not An Issue

While rebounding has been a problem at times, it is obvious that this LSU team can score in spurts and post numbers this season ... LSU put the Northwestern State contest away with its longest scoring run of the season, 17 points ... The Tigers are averaging 77.1 points a game as they reach the end of the first third of the season ... In both the 2000 and 2005 seasons in the John Brady era, the Tigers did average over 75 points a game ... The Tigers are now giving up an average of 65.6 points per game, a defensive average that has dropped some 10 points since the team returned in late November from Maui.

Defense has been one of the trademarks of the John Brady era at LSU ... When LSU lost to Arizona State, 87-84, in overtime (11/21), it marked only the third time in the 11 years of the Brady era that LSU has scored 80 or more points and not won the game ... The other two times came in December 2004 at Biloxi against Southern Miss when LSU lost 88-84 in overtime and in November 2005 when LSU lost at home to Houston, 84-83.

LSU is 69-3 when scoring 80 or more points in the Brady era and also a good 129-28 (82.0%) when scoring 70 or more ... The Tigers have only allowed 80 points 40 times in the Brady era and LSU is 5-35 when they allowed 80 or more points.

LSU's defense did make a stand against Nicholls as they held an LSU opponent to the lowest point total since playing Nicholls in the 2002-03 opener and holding them to 24.

Three Scoring 20

The Tigers had three players score 20 points in the win over Southern (11/30) ... Anthony Randolph scored a career high 24, Marcus Thornton 22 and Chris Johnson a career high 20 points ... Randolph and Johnson played 26 minutes, while Thornton played 32 minutes for the Tigers in the win.

The last time three LSU players scored in 20 points was in the double overtime win over Ohio State on Jan. 15, 2005 when Darrel Mitchell had 32 points (the last LSU player to break 30 in a game), Brandon Bass (2005 SEC Player of the Year) had 29 and Antonio Hudson added 20. LSU won the game, 113-101.

The other time it happened for LSU in a regulation game was in the 1999-2000 season opener at the Maravich Center when LSU defeated Grambling State, 112-37. In the game Stromile Swift (2000 SEC co-Player of the Year) had 22 points, Ronald Dupree had 21 points and Lamont Roland had 20.

Florida, LSU Still Have Best Home Win Marks

Since the start of the 2002-03 season, Florida and LSU far and away have the most home wins of any team in the Southeastern Conference (through play on Dec. 16):

Florida 81
LSU 75
Tennessee 65
Vanderbilt 65
Alabama 64
Kentucky 60
Arkansas 60
South Carolina 56
Mississippi St. 55
Auburn 53
Georgia 53
Ole Miss 48

Total SEC Wins Since 2005 Has LSU Near Top

LSU in the last three seasons is also near the top of the league in total conference wins:

Florida 35
 Kentucky 32
 LSU 31
 Alabama 29
 Tennessee 28
 Vanderbilt 25
 Arkansas 23
 Mississippi State 22
 South Carolina 17
 Ole Miss 16
 Auburn 15
 Georgia 15

Louisiana Win Streak

LSU completed its home slate of games against Louisiana schools this past Saturday against Northwestern State with LSU winning all five of its games this year (Southeastern Louisiana, McNeese State, Nicholls State, Southern and Northwestern State), extending LSU's winning streak in the Maravich Center against Louisiana schools to 67 games ... LSU last lost to a Louisiana school in the PMAC on Dec. 6, 1988 when Louisiana Tech beat LSU in overtime, 111-109 ... The present streak started two nights later on Dec. 8, 1988 when the Tigers defeated McNeese State ... A total of 42 of those wins have come in the John Brady era.

Learning To Play Without Tasmin Mitchell

The Tigers have had to learn to play without a staple of the last two years in the LSU lineup, junior forward Tasmin Mitchell ... Mitchell, who started every game in his freshman and sophomore seasons is probably out for the remainder of the year after undergoing surgery on his left ankle for a stress fracture of his shin bone ... Mitchell averaged 11.4 points a game during LSU's Final Four season in 2006 and then averaged 14.5 points last season ... Mitchell was a pre-season coaches All-SEC selection for the 2007-08 season ... Mitchell started the first three games of the season, to run his consecutive game starting streak to 71, but had to go to the bench in pain after just six minutes of the LSU-Oklahoma State game in Maui (11/21) ... He underwent surgery on Nov. 29 and while the recovery and rehab process is six-to-eight weeks, it is expected that he will use a medical redshirt and be available for two more seasons for LSU.

John Brady in Elite Company

Brady's two SEC titles (2000, 2006) make him one of just 15 coaches in SEC history to have won at least two SEC regular season titles joining Adolph Rupp (27), Joe Hall (8), Tubby Smith (5), Dale Brown and Babe McCarthy (4), Ray Mears, C. M. Newton, Billy Donovan and Harry Rabenhorst (3) and Brady, Eddie Fogler, Rick Pitino, Nolan Richardson, Ray Skinner and John Mayer (2).

As far as Division championships, only four coaches -- Tubby Smith (7), Rick Pitino, Nolan Richardson and Billy Donovan (4) have won more division titles than John Brady.

Brady Tied For 22nd On SEC All-Time Coaching List

Brady's 190 career wins at LSU has him listed tied for the 22nd winningest coach all-time in the Southeastern Conference after play on Sunday ... Mississippi State coach Rick Stansbury is tied with him at 190 wins while Alabama's Mark Gottfried is 24th at 186 career wins ... Brady needs seven wins to move into the top 20 of the year and it is conceivable that all three coaches could crack the top 20 before the end of the season.

NBA Playing With Five Former Tigers On Rosters

The National Basketball Association presently has five former LSU Tigers on its rosters ... Here's an update on how they are doing through this past Tuesday:

Brandon Bass -- 3rd yr -- Dallas Mavericks (24 games, 8.8 ppg, 4.6 rpg)
 Glen Davis -- rookie -- Boston Celtics (17 games, 5.1 ppg, 3.6 rpg)
 Shaquille O'Neal -- 16th yr -- Miami Heat (23 games, 14.3 ppg, 7.7 rpg)
 Stromile Swift -- 8th yr -- Memphis Grizzlies (19 games, 7.8 ppg, 4.3 rpg)
 Tyrus Thomas -- 2nd yr -- Chicago Bulls (18 games, 6.6 ppg, 5.1 rpg)

SCORING BREAKDOWN

CLASS	PTS	PCT.
Freshmen	217	31.2
Sophomores	8	1.1
Juniors	458	66.0
Seniors	11	1.6
SCORING	PTS	PCT.
Starters	563	81.1
Bench	131	18.9
POINTS IN PAINT	PTS	APG
LSU	262	29.1
Opponents	254	28.2
POINTS OFF TO	PTS	APG
LSU	180	20.0
Opponents	144	16.0
BENCH SCORING	PTS	APG
LSU	131	14.5
Opponents	169	18.8
FT% LAST 5 MINUTES	PCT	
LSU	37-60	61.7
Opponents	32-41	78.0
FG% LAST 5 MINUTES	PCT	
LSU	31-62	50.0
Opponents	32-83	38.6
3FG% LAST 5 MINUTES	PCT	
LSU	10-29	34.5
Opponents	7-32	21.9
W-L RECORDS OF STARTING LINEUPS		
(G, G, G, F, F), (G, G, C, F, F) or (G, G, C, G, F)		
1-0 -- Temple, Martin, Thornton, Randolph, Mitchell		
1-1 -- Martin, Thornton, Johnson, Randolph, Mitchell		
4-2 -- Martin, Thornton, Johnson, Temple, Randolph		
LEADING SCORERS -- Thornton 6, Randolph 3		
LEADING REBOUNDERS -- Randolph 4, Thornton 2, Mitchell 1, Martin 1, Johnson 1		
LEADING ASSISTS -- Temple 4, Mitchell 2, Spencer 2, Martin 2, Randolph 2		
TOTAL DUNKS -- Randolph 15, Johnson 13, Temple 2, Green 1, Thornton 1, Martin 1		
DOUBLE FIGURE SCORING GAMES -- Thornton 8, Randolph 7, Johnson 7, Martin 6, Spencer 4, Mitchell 1, Temple 2		
DOUBLE DOUBLE -- Randolph 2, Thornton 2, Mitchell 1, Johnson 1		
PLAYERS SCORING IN DOUBLE FIGURES BY GAME		
1	2	3
4	5	6/more
1	1	7

STREAKING

Consecutive Games in Double Figures

Chris Johnson 7
Marcus Thornton 4
Anthony Randolph 3
Terry Martin 3

Consecutive Games Without Fouling Out

Tasmin Mitchell 28
Terry Martin 28
Alex Farrer 19
Garrett Temple 16
Greg Terbonne 8
Marcus Thornton 9
Bo Spencer 9
Dameon Mason 8
Garrett Green 6
Chris Johnson 4
Anthony Randolph 1

Consecutive Gms. 3PT FG

Marcus Thornton 4
Terry Martin 4
Chris Johnson 1

Consecutive Games Scored in

Terry Martin 16
Chris Johnson 10
Anthony Randolph 9
Marcus Thornton 7
Garrett Temple 3
Bo Spencer 2
Garrett Green 1
Alex Farrer 1

Consecutive Games Started

Terry Martin 18
Anthony Randolph 9
Marcus Thornton 9
Chris Johnson 8
Garrett Temple 6

IN NCAA STATISTICS

Team

Field Goal Pct:	48.4%	39th
Field Goal Pct. Def:	37.6%	27th
Free Throw Pct:	73.1%	54th
Blocks	8.8 bpg	3rd

Individual

Pts - Marcus Thornton	19.6	42nd
FG Pct - Marcus Thornton	56.5%	58th
FT Pct - Chris Johnson	92.0%	15th
Blocks - A. Randolph	3.3	9th
Chris Johnson	2.3	40th

Three-Point Shooting

LSU hit 38 percent of its three-point attempts in Maui, 30-of-79, but gave up about the same, allowing opponents to make 37.8 percent (28-of-74) ... In the Arizona State game, LSU's 33 attempts was just seven shy of the school record for attempts ... In fact, Marcus Thornton's 12 attempts in that game was the first time anyone had attempted more than 10 three-pointers in a game since Torris Bright in 2002.

For the season, LSU is averaging 7.7 treys a game and 35.4 percent (69-of-195) ... For the season, opponents are making 6.9 a game and 32.5 percent (62-of-191) ... LSU's three-point percentage is the eighth best in the Southeastern Conference.

Individually, Marcus Thornton's percentage of 36.8 percent (25-of-68) is the ninth best in the league (min. 2.0 made per game).

LSU averaged 5.4 makes a game last season ... LSU has made more than 200 three-pointers three times - 215 in 2003, 205 in 2005 and 204 in 2002 ... LSU shot 33.7 percent from the three-point arc in 2007 ... The Tigers best percentage came in 1987, the first year of the three point field goal percentage, when LSU hit 40.1 percent.

Rebounding

Rebounding and winning has always been a strong part of the LSU team with the Tigers going 21-5 when outrebounding the opponents in 2006 and 16-6 last year when the Tigers had more rebounds ... The Tigers have won 156 of 186 games (83.9 percent) in the Brady era when out rebounding the opponent ... LSU has averaged more rebounds than the opponents in each of the first 10 seasons of the Brady era ... But right now the difference between LSU's total and the opponents total is just five rebounds in favor of LSU.

The Tigers rebounding problems against showed in the Northwestern State game as NSU out rebounded LSU by 14 and an even more dominating total of 15 (20-to-5) on offensive rebounds ... It marked just the 31st time in 1 showed in the Southeastern game (11/12) as the Lions out rebounded LSU, 38-29 ... It marked just the 32nd time in 123 games in the John Brady era that LSU was able to win a game when out rebounded by the opposition

Through the first nine games, LSU is averaging 37.7 boards a game, ninth in the league, while giving up 37.1 rebounds a game, 10th in the league ... LSU had been 12th in the league in rebounding until grabbing 52 boards against Southern (11/30).

LSU is -43 to the opponents in offensive rebounds with opponents having kept possessions alive 135 times, compared to 92 for the Tigers

Free Throw Percentage

Other than the final eight minutes of the Villanova game when LSU was unable to convert in the clutch, the Tigers have continued to post good numbers at the free throw line ... LSU's percentage fell nearly two points after the Villanova game (12/6), but got almost a point of that back after going 23-of-30 against Northwestern State (12/15) ... The Tigers are now 133-of-182 or 73.1 percent, second in the league only to Kentucky's 75.6 percent ... Four teams in the SEC (Kentucky, LSU, Vanderbilt and Florida) are over 70 percent as teams at the line.

Last season, the Tigers hit 70 percent at the free throw line, making 403-of-572 free throws during the 32 game season ... It was just the second time in the Brady era that an LSU team made 70 percent of their field goals and just missed the top 10 for school all-time free throw percentage marks.

The other time the Tigers were over 70 percent was in Coach Brady's eighth year (2004-05) when LSU was 500-of-685 from the line or 73.0 percent ... Last year was the fewest free throw attempts of any team in the Brady era.

Tall and Lean Tigers Blocking Shots

Blocks are coming easily at times for this LSU team which is billed as "Tall and Lean" but that also can be a double-edge sword as sometimes the blocks are coming from behind shooters driving to the goal after beating defenders to the goal ... But none-the-less, it is a good category number for the Tigers.

The Tigers blocked 14 shots at Villanova (12/6), just two shots off the school record of 16 set by the Shaquille O'Neal-Stanley Roberts team of 1990.

The Tigers cumulative total of blocks last year, 155, ranked sixth all-time at LSU as the Tigers averaged 4.8 blocks per game ... Through the first nine games, LSU already has 79 blocks or 8.8 a game ... LSU is tops in the league ahead of Mississippi State at 7.70 ... LSU is third in the nation in the latest NCAA stats behind co-leaders UConn and UNC-Asheville ... Nine players have blocked shots this year, led by the 30 of Anthony Randolph and the 21 of Chris Johnson ... Randolph's 3.3 average is sec-

ond in the league, Johnson's 2.3 average is fifth ... Randolph is ninth in the country in block average, Johnson is 40th.

LSU is on a pace right now to block almost 248 shots this season, well above the present school record mark.

Tigers Sign Four On First Day Of Fall Signing Period

The LSU Athletics Department announced on Wednesday that four student-athletes have signed national letters-of-intent with the LSU men's basketball team. Signing with the Tigers were:

J'Mison Morgan - Dallas (Texas) South Oak Cliff High - 6-10 center
Storm Warren - Monroe (La.) Richwood High School - 6-6 forward
Delwan Graham - Dunwoody (Ga.) High School - 6-7 small forward
Dennis Harris - Jonesboro (Ga.) Mundy's Mills High School - 6-10 combo forward

Morgan is rated No. 23 in the country by Rivalshoops.com and 29th by Scoutshoops.com after averaging 13 points, nine rebounds and five blocks per game last season. He was the District 14-4A defensive MVP and was named first-team Class 4A All-State by the Texas Association of Basketball Coaches ... Warren, ranked the 31st best power forward in the country by Scoutshoops.com, averaged 22.3 points, 18.1 rebounds and nine blocks a contest last year for Richwood as the Rams advanced to the Class 3A state semifinals. He was a first team All-State selection by the Louisiana Sports Writers Association ... Delwan Graham, ranked 68th in the country by Scoutshoops.com, averaged 18.6 points per game and 11 rebounds in earning first team Class 3A All-State honors by the Georgia Coaches Association. Dunwoody was 27-4 last season after winning the state crown in Graham's sophomore season ... Harris' Mundy Mills team is 60-24 the last three seasons, with three consecutive playoff appearances, including a regional championship and a trip to the Class 5A state tournament in 2007. The 3-star Rivalshoops.com and Scoutshoops.com player averaged 19 points and 11 rebounds in earning an honorable mention All-Metro by the Atlanta Journal Constitution. He scored a 1300 on the SAT and carries a 3.7 GPA.

Ticket Packages For Sale

Ticket packages for LSU men's basketball are now on sale at the LSU Athletics Ticket Office and online at www.LSUsports.net.

Single game tickets are available for all the November-December non-conference schedule for the men's team ... Single game non-conference men's tickets go on sale starting at \$11 with \$6 upper-level tickets available for youth (ages 3-12).

Included in the ticket packages are a men's 3-Game Pick 'em Pack in which a fan can choose tickets for any three LSU men's basketball games and that package starts at \$33 ... There will also be a Family 4-Pack in both sports this year that includes four game tickets, four Cokes and four Hot Dogs. The price of the 4-Pack for a game is \$50 for men's basketball.

Groups of 10 or more can also purchase discounted tickets by calling the LSU Athletics Department at 225-578-6659. Tickets are \$6 for groups at non-conference men's games and \$10 for SEC games.

Time Change For LSU-Tulane Jan. 2 In New Orleans

Tulane athletic officials announced Monday that the game time for the LSU-Tulane game in the New Orleans Arena on Jan. 2 will change start time from 7 p.m. to 8 p.m. The change in start time is to allow Conference USA television partner CSTV to televise the contest.

Next Up - Tigers Go Back Home For Pac-10 Series

The Tigers return back home for two Saturdays of Pac-10 games with LSU hosting Oregon State this Saturday at 2 p.m. and then hosting Washington on Dec. 29 at 2 p.m. ... The games are return games from a year ago when LSU traveled to Corvallis and Seattle to meet the two teams, splitting the games, winning against Oregon State and losing to Washington ... The Oregon State game will be televised regionally by CST with Fox Sports Northwest picking up the game in the Corvallis area ... The Washington game will be televised by FSN.

Tickets for the Oregon State game are \$11 for adults and \$5 for youth (ages 3-12) ... As part of a special promotion to "Take A Kid" to the game, youth tickets with an adult ticket purchase for the Washington game on Dec. 29 will be \$1.

CAREER RECORDS

LSU ASSIST LEADERS

1. Kenny Higgs	1974-78	645
2. Ethan Martin	1977-81	638
3. Torris Bright	2000-03	544
4. Pete Maravich	1967-70	425
5. Derrick Taylor	81-82; 83-86	401
6. Mike Darnall	1972-75	399
7. Darrel Mitchell	2002-06	367
8. Ricky Blanton	84-86; 87-89	314
9. Johnny Jones	1980-84	271
10. Garrett Temple	active	269

LSU STEAL LEADERS

1. Clarence Ceasar	1991-95	310
2. Ethan Martin	1977-81	279
3. Torris Bright	2000-03	246
4. Darrel Mitchell	2002-06	219
5. Derrick Taylor	81-82; 83-86	207
6. Jerry Reynolds	1982-85	194
7. Darryl Joe	1986-88	173
8. Jermaine Williams	1998-02	154
9. Leonard Mitchell	1980-84	151
10. Vernel Singleton	1988-92	136
10. Johnny Jones	1980-84	136
--		
xx. Garrett Temple	active	105

20-POINT GAMES

27-Marcus Thornton, vs. SE La. (11/12)

24-Anthony Randolph, vs. Southern (11/30)

24-Marcus Thornton, vs. Nicholls (11/28)
 24-Marcus Thornton vs. McNeese (11/14)

22-Marcus Thornton vs. NW State (12/15)
 22-Marcus Thornton vs Southern (11/30)

21-Anthony Randolph, vs. Nicholls (11/28)

21-Anthony Randolph, vs. Arizona State (11/30)

20-Chris Johnson, vs. Southern (11/30)
 20-Marcus Thornton vs. Okla. St. (11/19)

The Last Time LSU ...

ALL GAMES

Scoring

Less Than 50 points	45 -- vs. UCLA (NCAAFF) (45-59), 4/1/06
50-59 points	56 -- at Georgia (56-50), 2/17/07
60-69 points	67 -- at Villanova (67-68), 12/6/07
70-79 points	78 -- vs. Chaminade (78-72), 11/20/07
80-89 points	82 -- vs. Northwestern St. (82-58), 12/15/07
90-99 points	92 -- vs. Miss. Valley (92-58), 12/28/06
100 or more points	104 -- vs. Nicholls State (104-57), 11/21/05

Opponents Scoring

Less than 50 points	45 -- by Southern (45-88), 11/30/07
50-59 points	58 -- by Northwestern St., (58-82), 12/15/07
60-69 points	68 -- by Villanova (68-67), 12/6/07
70-79 points	72 -- by Chaminade (72-78), 11/20/07
80-89 points	87 -- by Arizona State (87-84), 11/21/07
90-99 points	96 -- by Arkansas (75-96), 1-26-00
100 or more points	101 -- by Ohio State (101-113), 1-15-05

Field Goal Percentage

Shot 20-29 percent	27.9 -- vs. Ole Miss (12-43), 2-7-01
Shot 30-39 percent	32.8 -- vs. Ole Miss (SECT) (20-61), 3/9/07
Shot 40-49 percent	47.2 -- vs. Northwestern St. (25-53), 12/15/07
Shot 50-59 percent	53.8 -- vs. Southern (35-65), 11/30/07
Shot 60-69 percent	60.9 -- vs. Ole Miss (28-46), 2/14/07
Shot 70 percent or above	70.3 -- vs. Centenary (45-64), 1-15-03

Opponents Field Goal Percentage

Shot 20-29 percent	24.6 -- by Southern (16-65), 11/30/07
Shot 30-39 percent	31.0 -- by Northwestern St. (22-71), 12/15/07
Shot 40-49 percent	46.6 -- by Oklahoma State (27-58), 11/19/07
Shot 50-59 percent	50.0 -- by Arizona State (31-62), 11/21/07
Shot 60-69 percent	60.0 -- by W. Va. (33-55), 11-27-04

Three-Point FG Percentage

Shot less than 10 percent	0.0 -- vs. UCLA (NCAA FF) (0-6), 4/1/06
Shot 10-19 percent	16.7 -- vs. McNeese State (3-18), 11/14/07
Shot 20-29 percent	25.0 -- vs. Alabama (3-12), 1/31/07
Shot 30-39 percent	30.4 -- at Villanova (7-23), 12/6/07
Shot 40-49 percent	45.0 -- vs. Northwestern St. (9-20), 12/15/07
Shot 50-59 percent	57.1 -- at Ole Miss (4-7), 2/14/07
Shot 60 percent or more	63.6 -- vs. Georgia (7-11), 1/25/06

Opponents Three-Point FG Percentage

Shot less than 10 percent	7.1 -- by Georgia (1-14), 1/25/06
Shot 10-19 percent	15.8 -- by Southern (7-19), 11/30/07
Shot 20-29 percent	20.8 -- by Nicholls State, (5-20), 11/28/07
Shot 30-39 percent	30.4 -- by Northwestern St. (7-23), 12/15/07
Shot 40-49 percent	45.0 -- by Oklahoma State (9-20), 11/19/07
Shot 50-59 percent	52.2 -- by McNeese State (12-23), 11/14/07
Shot 60 percent or more	61.5 -- by Washington (8-13), 12/20/06

Free Throw Percentage

Shot less than 50 percent	46.4 -- vs. UCLA (NCAAFF), (13-28), 4/1/06
Shot 50-59 percent	53.3 -- at Villanova (16-25), 12/6/07
Shot 60-69 percent	66.7 -- vs. Florida (16-24), 2/24/07
Shot 70-79 percent	76.7 -- vs. Northwestern St. (23-30), 12/15/07
Shot 80-89 percent	87.5 -- vs. Arizona State (14-16), 11/21/07
Shot 90-99 percent	93.5 -- vs. Ohio State (29-31), 1-15-05
Shot 100 percent	100.0 -- vs. Alabama (9-9), 1/31/07

Rebounds

Had 20-29 rebounds	29 -- vs. Southeastern La., 11/12/07
Had 30-39 rebounds	34 -- vs. Northwestern St., 12/15/07
Had 40-49 rebounds	41 -- vs. Chaminade, 11/20/07
Had 50-59 rebounds	52 -- vs. Southern, 11/30/07
Had 60 or more rebounds	60 -- vs. Troy State, 12-22-98

Opponent Rebounds

Less than 20 rebounds	19 -- by South Carolina, 1-12-05
20-29 rebounds	28 -- by Nicholls, 11/28/07
30-39 rebounds	35 -- by Southern, 11/30/07
40-49 rebounds	48 -- by Northwestern State, 12/15/07
50-59 rebounds	51 -- by Wyoming, 1-3-01

Assists

Less than 5 assists	4 -- vs. UCLA (NCAAFF), 4/1/06
5-10 assists	10 -- vs. Nicholls, 11/28/07
11-15 assists	14 -- at Villanova, 12/6/07
16-20 assists	17 -- at Northwestern St., 12/15/07
21-25 assists	21 -- vs. Miss. Valley, 12/28/06
26-30 assists	26 -- vs. ULM, 11/19/06
31 or more assists	33 -- vs. Georgia State, 12-28-94

Opponent Assists

Less than 5 assists	4 -- by Southern, 11/30/07
5-10 assists	10 -- by Villanova, 12/6/07
11-15 assists	11 -- by Northwestern State, 12/15/07
16-20 assists	17 -- by Auburn, 2/28/07
21-25 assists	21 -- by Tennessee, 1-6-99
26-30 assists	28 -- by Fresno State, 11-26-97
31 or more assists	33 -- by Kentucky, 1-16-96

Blocks

0 blocks	0 -- vs. South Carolina, 1-12-05
1-5 blocks	5 -- vs. Arizona State, 11/21/07
6-10 blocks	7 -- vs. Northwestern State, 12/15/07
11-15 blocks	14 -- at Villanova, 12/6/07
16 or more blocks	16 -- vs. Texas, 1-2-90

Opponent Blocks

0 blocks	0 -- by Nicholls, 11/28/07
1-5 blocks	4 -- by Northwestern State, 12/15/07
6-10 blocks	6 -- by Arkansas, 2/10/07
11-15 blocks	11 -- by UConn, 1/7/06

Steals

0 steals	0 -- vs. Georgia Tech, 3-17-90
1-5 steals	4 -- vs. Arizona State, 11/21/07
6-10 steals	7 -- at Villanova, 12/6/07
11-15 steals	12 -- vs. Northwestern State, 12/15/07
16 or more steals	22 -- vs. Arkansas, 2-17-01

Opponent Steals

0 steals	0 -- by Florida, 2/19/05
1-5 steals	5 -- by Chaminade, 11/20/07
6-10 steals	6 -- by Northwestern State, 12/15/07
11-15 steals	14 -- by Nicholls, 11/28/07
16 or more steals	16 -- by Miami (Fla.), 12-27-01

The Last Time An LSU Player...

ALL GAMES

Scored 20-24 points	22	Marcus Thornton, vs. Northwestern State, 12/15/07
Scored 25-29 points	27	Marcus Thornton, vs. Southeastern La., 11/12/07
Scored 30-34 points	32	Darrel Mitchell, vs. Ohio State, 1-15-05
Scored 35-39 points	35	Maurice Carter, vs. Arkansas, 1-2-99
Scored 40-45 points	40	Ronnie Henderson, vs. Alabama, 2-11-95
Scored 45-49 points	46	Chris Jackson, vs. Vanderbilt, 2-18-90
Scored 50-54 points	51	Chris Jackson, vs. Texas, 1-2-90
Scored 55-59 points	55	Chris Jackson, vs. Ole Miss, 3-4-89
Scored 60 or more.....	64	Pete Maravich, vs. Kentucky, 2-21-70
Scored double figures in 5 straight games.....	7	Chris Johnson, 11/19/07 to 12/15/07
.....	5	Marcus Thornton, 11/21/07 to 12/15/07
Scored double figures in 10 straight games.....	10	Tasmin Mitchell 1/3/107 to 3/3/07
Scored double figures in 15 straight games.....	48	Glen Davis, 3/5/05 to 12/17/06
Scored double figures in 20 straight games.....	48	Glen Davis, 3/5/05 to 12/17/06
Scored double figures in 25 straight games.....	48	Glen Davis, 3/5/05 to 12/17/06
Scored double figures in 30 straight games.....	48	Glen Davis, 3/5/05 to 12/17/06
Scored double figures in 35 straight games.....	48	Glen Davis, 3/5/05 to 12/17/06
Scored double figures in 40 straight games.....	48	Glen Davis, 3/5/05 to 12/17/06
Scored double figures in 45 or more straight game	48	Glen Davis, 3/5/05 to 12/17/06
Scored 20 points or more in 2 straight games	2	Marcus Thornton, 24 vs. Nicholls State (11/28/07); 22 vs. Southern (11/30/07)
.....	3	Marcus Thornton, 27 vs. Southeastern Louisiana (11/12/07); 24 vs. McNeese (11/14/07); 20 vs. Oklahoma State (11/19/07)
Scored 20 points or more in 3 straight games	4	Glen Davis, 20 at Tulane, 12/2/06; 24 vs. Texas A&M, 12/5/06; 21 vs. Texas, 12/10/06; 22 at Oregon State, 12/17/06
.....		
Scored 20 points or more in 4 straight games		
.....		
Scored 20 points or more in 5 straight games		
.....		
Scored 30 points or more in consecutive games.....	3	Ronnie Henderson, 40 vs. Alabama, 2-11-95; 30 vs. Ole Miss, 2-15-95; 33 vs. Georgia, 2-18-95
.....		
Made 10-14 field goals in a game.....	10	Anthony Randolph, vs. Southern, 11-30-07
Made 15 or more field goals in a game	18	Shaquille O'Neal, vs. Northern Arizona, 12-28-91
.....		
Attempted 15-19 field goals in a game	15	Anthony Randolph, vs. Northwestern State, 12/15/07
Attempted 20-24 field goals in a game	20	Tasmin Mitchell, at Auburn, 2/28/07
Attempted 25-29 field goals in a game	25	Ronnie Henderson, vs. Nicholls State, 1-23-96
Attempted 30 or more field goals in a game	34	Ronnie Henderson, vs. Oklahoma State, 12-20-94
.....		
Made 5 three pointers in a game	5	Terry Martin, vs. Auburn, 1/13/07
Made 6-9 three pointers in a game.....	6	Antonio Hudson, vs. UL Lafayette, 11-21-04
Made 10 or more three pointers in a game	10	Chris Jackson, vs. Tennessee, 2-10-90
.....		
Attempted 7 three pointers in a game	7	Marcus Thornton, vs. Southern, 11/30/07
Attempted 8-10 three pointers in a game	10	Marcus Thornton, vs. Northwestern State, 12/15/07
Attempted 11 or more three pointers in a game	12	Marcus Thornton, vs. Arizona State, 11/21/07
.....		
Had 10-14 rebounds	13	Marcus Thornton, at Villanova, 12/6/07
Had 15-19 rebounds	15	Glen Davis, vs. Tennessee (SECT), 3/8/07
Had 20 or more rebounds.....	21	Jaime Lloreda, vs. McNeese State, 11-24-03

The Last Time An LSU Player..

ALL GAMES

Had 10 or more rebounds in 2 straight games	2	Glen Davis, 18 vs. Arkansas, 2/10/07; 10 at Ole Miss, 2/14/07
Had 10 or more rebounds in 3 straight games	3	Glen Davis, 13 at Tennessee, 2/7/07; 18 vs. Arkansas, 2/10/07; 10 at Ole Miss, 2/14/07
Had 10 or more rebounds in 4 straight games	4	Glen Davis, 10 at Miss. State, 2/3/07; 13 at Tennessee, 2/7/07; 18 vs. Arkansas, 2/10/07; 11 vs. Ole Miss, 2/14/07
Had 10 or more rebounds in 5 straight games	5	Glen Davis, 13 vs. Miss. State, 2/15/06; 11 at Auburn, 2/18/06; 11 at Vandy, 2/22/06; 15 vs. Kentucky, 2/25/06, 10 vs. S. Carolina, 2/28/06
Had 10 or more rebounds in 6 or more games	8	Glen Davis, 11 at Alabama, 2/4/06; 16 vs. Arkansas, 2/8/06; 15 at Florida, 2/11/06; 13 vs. Miss. State, 2/15/06; 11 at Auburn, 2/18/06; 11 at Vandy, 2/22/06; 15 vs. Kentucky, 2/25/06; 10 at S. Carolina, 2/28/06
Had 9 offensive rebounds in a game	9	Glen Davis, vs. Tennessee (SECT), 3/8/07
Had 10 defensive rebounds in a game.....	10	Marcus Thornton, at Villanova, 12/6/07
Had 5-7 assists	6	Garrett Temple, at Villanova, 12/6/07
Had 8-10 assists	8	Darrel Mitchell, vs. Kentucky, 2/25/06
Had 11-15 assists	12	Torris Bright, vs. McNeese State, 12-7-02
Had 16 or more assists	18	Randy Livingston, vs. George Mason, 12-3-94
Had 3-5 blocks in a game	4	Anthony Randolph, vs. Northwestern State, 12/15/07
Had 6-8 blocks in a game	6	Chris Johnson, vs. McNeese State, 11/14/07
Had 9-10 blocks in a game	9	Tyrus Thomas, vs. Tennessee, 1/14/06
Had 11 or more blocks in a game	11	Stromile Swift, vs. Alabama, 2-10-99
Had 3-5 steals in a game	3	Chris Johnson, vs. Northwestern State, 12/15/07
Had 6-7 steals in a game	3	Marcus Thornton, vs. Northwestern State, 12/15/07
Had 8-9 steals in a game	6	Darrel Mitchell, vs. McNeese State, 12/10/05
Had 10 or more steals in a game	8	Clarence Ceasar, vs. Auburn, 1-8-94
Had a double-double.....	10	Shawn Griggs, vs. Tennessee, 2-23-91
Had a double-double in 2 straight games		Marcus Thornton, at Villanova, 15 pts-13 reb, 12/6/07
Had a double-double in 3 or more straight games		Glen Davis, vs. Arkansas, 19 pts-18 reb., 2/1/07; at Ole Miss, 26 pts-11 reb., 2/14/07
Had a triple-double	3	Glen Davis, vs. Louisiana Tech, 23 pts-14 reb., 12/23/06; vs. Wright State, 26 pts-12 reb., 12/27/06; vs. Miss. Valley, 19 pts-13 reb., 12/28/06
Played 40 minutes in a game		Shaquille O'Neal, 26 pts-13 reb-11 blks, vs. BYU, 3-19-92
Played 41-49 minutes in a game.....	40	Marcus Thornton, vs. Arizona State, 11/21/07
Played 50 or more minutes in a game	40	Garrett Temple, vs. Arizona State, 11/21/07
	42	Garrett Temple, vs. Tennessee (SECT), 3/8/07
	54	Maurice Carter, vs. Alabama, 2-10-99

Previous Game Boxscores

Game 1 -- LSU 72, Southeastern Louisiana 62 11/12/07 7:00 pm at Maravich Center (Baton Rouge, LA)

Southeastern Louisiana 1-1											
Player	fg-a	3fg-a	ft-a	reb	pf	tp	a	to	blk	s	min
Span, Warrell, f	6-13	0-1	2-2	4	3	14	1	1	0	1	27
Green, Keyvn, f	4-14	1-5	0-0	4	3	9	0	2	0	0	30
Nance, Tavaris, f	4-9	0-2	3-6	3	5	11	4	1	0	3	35
Sullivan, Patrick, c	5-10	0-0	0-2	14	3	10	1	6	1	0	29
Nicks, Dekyron, g	3-8	2-6	3-4	1	4	11	0	1	0	2	37
Dunbar, Jeremy	2-4	1-3	0-0	0	0	5	0	1	0	0	16
Arnold, Daryl	1-3	0-2	0-0	3	0	2	0	1	0	0	12
Ndoumba, David	0-2	0-0	0-0	7	2	0	0	1	0	0	11
Austin, Howard	0-0	0-0	0-0	0	0	0	0	1	0	0	3
TEAM				2				1			
Totals.....	25-63	4-19	8-14	38	20	62	6	16	1	7	200

TOTAL FG%	1st Half: 12-37 32.4%	2nd Half: 13-26 50.0%	Game: 39.7%	DB
3-Pt. FG%	1st Half: 2-8 25.0%	2nd Half: 2-11 18.2%	Game: 21.1%	REB.
F Throw %	1st Half: 4-8 50.0%	2nd Half: 4-6 66.7%	Game: 57.1%	4

LSU 1-0											
Player	fg-a	3fg-a	ft-a	reb	pf	tp	a	to	blk	s	min
Mitchell, Tasmin, f	3-6	0-1	0-0	2	4	6	3	3	1	2	24
Randolph, A., f	7-11	1-2	4-6	13	2	19	2	2	6	4	33
Thornton, M. g	8-14	4-7	7-9	2	0	27	2	2	0	2	34
Martin, Terry, g	2-7	0-2	2-2	4	3	6	3	2	0	1	31
Temple, Garrett, g	0-1	0-1	0-2	1	3	0	1	2	0	0	29
Mason, Dameon	2-5	0-0	1-1	1	1	5	0	1	0	0	15
Spencer, Bo	3-3	1-1	0-0	1	1	7	2	2	0	1	21
Johnson, Chris	1-4	0-2	0-0	2	0	2	0	0	1	1	13
TEAM				3	1						
Totals.....	26-51	6-16	14-20	29	15	72	13	14	8	11	200

TOTAL FG%	1st Half: 12-27 44.4%	2nd Half: 14-24 58.3%	Game: 51.0%	DB
3-Pt. FG%	1st Half: 3-9 33.3%	2nd Half: 3-7 42.9%	Game: 37.5%	REB.
F Throw %	1st Half: 3-3 100%	2nd Half: 11-17 64.7%	Game: 70.0%	4

Officials: Ed Corbett, Bert Smith, Michael Stephens
 Technical fouls: Southeastern Louisiana-None. LSU-TEAM.
 Attendance: 8171

Score by Periods	1st	2nd	Total
Southeastern Louisiana	30	32	62
LSU	30	42	72

Game 2 -- LSU 76, McNeese State 72 11/14/07 7:00 pm at Maravich Center (Baton Rouge, LA)

McNeese State 0-2											
Player	fg-a	3fg-a	ft-a	reb	pf	tp	a	to	blk	s	min
Lawrence, Rorey, f	2-7	1-4	0-0	4	2	5	2	3	1	4	34
Bradley, Jarvis, f	4-8	0-0	0-0	3	5	8	0	2	0	0	25
Penn, Kleon, f	3-5	0-0	0-0	3	2	6	1	0	4	2	25
Pichon, John, f	3-9	1-2	0-0	6	5	7	2	3	0	0	21
Ford, John, g	8-13	5-6	0-0	3	2	21	5	1	0	0	37
Kapelan, Diego	5-13	5-10	0-0	3	0	15	0	0	0	0	25
Martin, Stephan	0-1	0-0	0-0	1	0	0	0	0	0	0	3
Collins, C.J.	0-0	0-0	0-0	0	1	0	0	0	0	0	4
Wardell, Aldryan	3-6	0-0	4-4	4	5	10	0	4	0	1	21
Robinson, Anthony	0-1	0-1	0-0	0	0	0	0	0	0	0	2
Alawoya, P.J.	1-1	0-0	0-0	1	0	2	0	0	0	0	3
David, Preston	0-0	0-0	0-0	0	0	0	0	0	0	0	0+
TEAM				3	1						
Totals.....	29-64	12-23	4-6	31	22	74	10	14	5	7	200

TOTAL FG%	1st Half: 12-31 38.7%	2nd Half: 17-33 51.5%	Game: 45.3%	DB
3-Pt. FG%	1st Half: 6-12 50.0%	2nd Half: 6-11 54.5%	Game: 52.2%	REB.
F Throw %	1st Half: 2-4 50.0%	2nd Half: 2-2 100%	Game: 66.7%	1

LSU 2-0											
Player	fg-a	3fg-a	ft-a	reb	pf	tp	a	to	blk	s	min
Mitchell, Tasmin, f	4-13	0-4	8-10	14	2	16	3	4	0	4	36
Randolph, A. f	5-9	0-1	2-4	7	3	12	3	2	1	2	29
Johnson, Chris c	2-4	0-1	0-0	3	3	4	1	2	6	0	26
Thornton, M. g	8-16	2-8	6-7	3	1	24	2	3	1	1	37
Martin, Terry g	5-10	1-3	0-2	5	0	11	2	2	1	1	30
Spencer, Bo	0-0	0-0	2-2	1	0	2	0	1	0	0	12
Temple, Garrett	3-4	0-1	3-4	2	2	9	2	0	2	1	30
TEAM				3				8			
Totals.....	27-56	3-18	21-29	38	11	78	13	14	11	9	200

TOTAL FG%	1st Half: 11-25 44.0%	2nd Half: 16-31 51.6%	Game: 48.2%	DB
3-Pt. FG%	1st Half: 0-8 0.0%	2nd Half: 3-10 30.0%	Game: 16.7%	REB.
F Throw %	1st Half: 10-12 83.3%	2nd Half: 11-17 64.7%	Game: 72.4%	4

Officials: Tony Greene, Bruce Benedict, Antinio Petty
 Technical fouls: McNeese State-Bradley, Jarvis. LSU-Mitchell, Tasmin.
 Attendance: 7891

Score by Periods	1st	2nd	Total
McNeese State	32	42	74
LSU	32	46	78

Game 3 -- Oklahoma State 83, LSU 77 (First-Round EA Sports Maui Invitational) 11-19-07 12 p.m. at Lahaina Civic Center, Maui, Hawaii

LSU 2-1											
Player	fg-a	3fg-a	ft-a	reb	pf	tp	a	to	blk	s	min
Mitchell, Tasmin f	0-2	0-0	0-0	1	2	0	0	2	0	1	6
Randolph, A. f	2-5	0-1	1-2	5	4	5	2	5	3	0	26
Johnson, Chris, c	8-9	3-4	0-0	5	2	19	1	7	0	0	37
Thornton, M. g	6-14	2-6	6-6	3	3	20	1	0	1	1	31
Martin, Terry, g	2-9	1-6	0-0	6	3	5	0	2	0	0	24
Spencer, Bo	3-6	2-3	2-2	1	2	10	4	4	0	1	25
Temple, Garrett	4-7	3-5	6-6	3	4	17	5	4	1	1	34
Green, Garrett	0-1	0-0	1-2	2	5	1	1	2	2	1	17
TEAM				5				8			
Totals.....	25-53	11-25	16-18	31	25	77	14	26	7	5	200

TOTAL FG%	1st Half: 7-23 30.4%	2nd Half: 18-30 60.0%	Game: 47.2%	DB
3-Pt. FG%	1st Half: 3-10 30.0%	2nd Half: 8-15 53.3%	Game: 44.0%	REB
F Throw %	1st Half: 7-8 87.5%	2nd Half: 9-10 90.0%	Game: 88.9%	0

OKLAHOMA STATE 2-1											
Player	fg-a	3fg-a	ft-a	reb	pf	tp	a	to	blk	s	min
Dove, Marcus f	5-9	2-3	0-0	5	3	12	2	2	1	1	39
Thomas, I. f	6-9	2-3	1-1	3	5	15	0	4	1	1	22
Harris, Terrel f	6-11	3-4	9-10	7	2	24	1	1	0	4	36
Muonelo, Obi, g	1-5	0-3	0-0	2	2	4	6	0	3	29	
Anderson, James g	8-16	2-7	7-9	3	1	25	2	1	1	2	35
Eaton, Byron	0-2	0-0	2-2	3	4	2	3	3	0	1	17
Brown, Anthony	1-3	0-0	0-0	3	4	2	0	0	0	0	10
Adams, Martavius	0-3	0-0	0-0	2	0	0	0	0	0	0	8
Sidorakis, Nick	0-0	0-0	0-0	0	0	0	0	1	0	0	3
Moses, Marshall	0-0	0-0	1-2	1	0	1	0	0	0	0	1
TEAM				3				8			
Totals.....	27-58	9-20	20-24	32	21	83	12	18	3	12	200

TOTAL FG%	1st Half: 16-34 47.1%	2nd Half: 11-24 45.8%	Game: 46.6%	DB
3-Pt. FG%	1st Half: 5-11 45.5%	2nd Half: 4-9 44.4%	Game: 45.0%	REB.S
F Throw %	1st Half: 5-8 62.5%	2nd Half: 15-16 93.8%	Game: 83.3%	2

Officials: Ed Hightower, Terry Wymer, John Hughes
 Technical fouls: Louisiana State-None. OKLAHOMA STATE-None.
 Attendance: 2500

Score by Periods	1st	2nd	Total
LSU	24	53	77
OKLAHOMA STATE	42	41	83

Game 4 -- LSU 78, Chaminade 72 (Consolation Semifinals -- EA Sports Maui Invitational) 11-20-07 8:30 a.m. at Lahaina Civic Center, Maui, Hawaii

LSU 3-1											
Player	fg-a	3fg-a	ft-a	reb	pf	tp	a	to	blk	s	min
Randolph, A. f	9-14	0-0	3-4	9	2	21	2	4	2	1	32
Johnson, Chris, c	8-15	0-1	2-3	11	1	18	1	1	3	1	34
Thornton, M. g	2-12	0-4	0-2	2	3	4	0	1	1	2	29
Martin, Terry, g	5-12	3-8	0-1	7	3	13	1	1	3	1	33
Temple, Garrett, g	3-7	1-3	2-4	4	2	9	4	2	1	3	35
Spencer, Bo	4-6	4-6	0-0	3	2	11	2	2	1	0	23
Green, Garrett	1-2	0-0	0-0	4	0	2	1	0	0	0	14
Farrer, Alex	0-0	0-0	0-0	0	0	0	1	0	0	0	0+
TEAM				1				8			
Totals.....	32-68	7-21	7-14	41	13	78	12	11	11	8	200

TOTAL FG%	1st Half: 15-34 44.1%	2nd Half: 17-34 50.0%	Game: 47.1%	DB
3-Pt. FG%	1st Half: 4-11 36.4%	2nd Half: 3-10 30.0%	Game: 33.3%	REB.
F Throw %	1st Half: 2-5 40.0%	2nd Half: 5-9 55.6%	Game: 50.0%	2

CHAMINADE 1-2											
Player	fg-a	3fg-a	ft-a	reb	pf	tp	a	to	blk	s	min
Johnson, R. f	4-14	1-5	2-2	13	1	11	2	6	0	1	37
Kussler, Stewart f	2-6	0-1	0-0	2	3	4	5	1	0	0	30
Kolaric, Marko, c	5-14	0-1	0-0	10	4	10	1	2	0	0	38
Heiber, Hayden, g	9-18	7-10	0-1	6	3	25	4				

Game 5 -- Arizona State 87, LSU 84 (OT) (5th place game -- EA Sports Maui Invitational)
 11-21-07 9 a.m. at Lahaina Civic Center, Maui, Hawaii

LSU 3-2	fg-a	3fg-a	ft-a	reb	pf	tp	a	to	blk	s	min
Player											
Randolph, A. f	8-14	0-2	5-6	7	2	21	1	0	2	1	34
Johnson, Chris c	4-5	1-1	2-2	5	5	11	1	5	2	1	21
Thornton, M. g	7-19	4-12	0-0	12	4	18	1	5	0	1	40
Martin, Terry g	1-8	1-7	0-0	2	2	3	3	3	0	0	27
Temple, Garrett, g	2-4	1-2	6-6	5	4	11	7	4	1	1	40-
Spencer, Bo	5-9	4-8	0-0	2	3	14	3	2	0	0	34
Green, Garrett	1-1	0-0	0-0	0	4	2	0	0	0	0	7
Farrer, Alex	1-2	1-1	1-2	1	1	4	2	1	0	0	22
TEAM				3							
Totals.....	29-62	12-33	14-16	37	25	84	18	20	5	4	225

TOTAL FG%	1st Half: 14-32 43.8%	2nd Half: 13-25 52.0%	Game: 46.8%	DB
3-Pt. FG%	1st Half: 6-20 30.0%	2nd Half: 5-11 45.5%	Game: 36.4%	REB.
F Throw %	1st Half: 6-6 100%	2nd Half: 7-8 87.5%	Game: 87.5%	0

Arizona State 2-1	fg-a	3fg-a	ft-a	reb	pf	tp	a	to	blk	s	min
Player											
Pendergraph, J. f	11-15	0-0	3-5	10	3	25	1	3	1	1	34
Abbott, Ty, g	2-9	1-6	0-0	5	4	5	3	0	0	1	31
McMillan, J. g	0-1	0-0	0-0	0	2	0	5	2	0	0	12
Harden, James, g	6-16	0-3	11-14	6	3	23	3	1	2	2	37
Shipp, Jerren, g	1-5	1-4	1-2	4	2	4	0	1	0	1	39
Atuahene, Antwi	1-1	1-1	0-0	2	0	3	0	1	0	1	11
Boateng, Eric	4-5	0-0	1-4	3	2	9	0	2	1	0	10
Glasser, Derek	2-3	0-1	3-4	1	0	7	3	2	0	2	33
Polk, Christian	4-7	3-6	0-0	2	2	11	0	2	0	1	18
TEAM				1							
Totals.....	31-62	6-21	19-29	34	18	87	15	14	4	9	225

TOTAL FG%	1st Half: 16-29 55.2%	2nd Half: 13-27 48.1%	Game: 50.0%	DB
3-Pt. FG%	1st Half: 6-13 46.2%	2nd Half: 0-7 0.0%	Game: 28.6%	REB.
F Throw %	1st Half: 5-9 55.6%	2nd Half: 9-14 64.3%	Game: 65.5%	5

Officials: Mark Whitehead, John Hughes, Kevin Brill
 Technical fouls: Louisiana State-None. ARIZONA STATE-None.

Attendance: 2500

Score by Periods	1st	2nd	OT	Total
Louisiana State	40	38	6	84
ARIZONA STATE	43	35	9	87

Game 6 -- LSU 68, Nicholls State 41
 11/28/07 7:00 pm at Maravich Center (Baton Rouge, LA)

Nicholls State 1-6	fg-a	3fg-a	ft-a	reb	pf	tp	a	to	blk	s	min
Player											
Bathie, Ryan, f	4-9	2-6	1-3	3	2	11	2	2	0	1	31
Czepil, Michael, g	4-11	2-8	0-0	3	3	10	2	1	0	4	35
Payne, Justin, g	3-7	1-2	1-2	3	2	8	1	2	0	0	24
Friend, Dominic, g	0-6	0-2	0-0	2	2	0	2	7	0	1	23
Gray, Adonis,	1-5	0-0	1-2	5	1	3	1	3	0	2	21
Boyce, Mitch	1-2	0-0	0-2	1	1	2	1	0	0	0	7
Shanks, Reggie	1-2	0-0	0-0	1	0	2	0	0	0	0	4
Verner, Gil	1-4	0-3	0-0	2	2	2	0	1	0	2	15
Carter, Kellan	1-1	0-0	0-1	3	3	2	0	0	0	4	19
Bose, Anatoly	0-5	0-3	1-2	2	0	1	1	2	0	0	17
Paige, Chris	0-1	0-0	0-2	0	0	0	0	1	0	0	4
TEAM				3							
Totals.....	16-53	5-24	4-14	28	16	41	10	19	0	14	200

TOTAL FG%	1st Half: 7-22 31.8%	2nd Half: 9-31 29.0%	Game: 30.2%	DB
3-Pt. FG%	1st Half: 4-11 36.4%	2nd Half: 1-13 7.7%	Game: 20.8%	REB.
F Throw %	1st Half: 1-7 14.3%	2nd Half: 3-7 42.9%	Game: 28.6%	5

LSU 4-2	fg-a	3fg-a	ft-a	reb	pf	tp	a	to	blk	s	min
Player											
Randolph, A. f	3-6	0-1	0-0	7	2	6	1	2	3	3	21
Johnson, Chris c	5-7	0-1	6-6	6	2	16	0	3	3	1	24
Thornton, M. g	9-15	4-8	2-3	6	1	24	1	2	1	0	35
Martin, Terry g	2-4	0-1	0-0	2	2	4	1	3	1	0	21
Temple, Garrett g	0-2	0-2	0-1	3	2	0	2	2	1	3	32
Mason, Dameon	1-3	0-0	0-0	4	2	2	1	2	0	0	21
Terrebonne, Greg	0-0	0-0	0-0	0	0	0	0	1	0	0	2
Spencer, Bo	3-8	3-7	2-2	4	1	11	3	2	0	0	29
Green, Garrett	2-3	0-0	0-1	5	0	4	0	2	0	0	7
Farrer, Alex	0-0	0-0	1-2	1	1	1	1	2	0	0	8
TEAM				1							
Totals.....	25-48	7-20	11-15	39	13	68	10	21	9	7	200

TOTAL FG%	1st Half: 11-22 50.0%	2nd Half: 14-26 53.8%	Game: 52.1%	DB
3-Pt. FG%	1st Half: 3-9 33.3%	2nd Half: 4-11 36.4%	Game: 35.0%	REB.
F Throw %	1st Half: 6-8 75.0%	2nd Half: 5-7 71.4%	Game: 73.3%	2

Officials: Tony Greene, JB Caldwell, Mike Roberts

Technical fouls: Nicholls State-None. LSU-None.

Attendance: 7704

Score by Periods	1st	2nd	Total
Nicholls State	19	22	41
LSU	31	37	68

Game 7 -- LSU 88, Southern 45
 11/30/07 7:00 pm at PMAC, Baton Rouge, LA

Southern University 1-4	fg-a	3fg-a	ft-a	reb	pf	tp	a	to	blk	s	min
Player											
DAVIS,Chris *	3-14	0-5	3-4	6	0	9	0	1	0	3	27
HOLLIDAY,Joe *	0-6	0-4	0-0	2	0	0	1	1	0	1	26
GUILLORY,Geri *	1-3	1-2	2-2	1	1	5	1	4	0	0	25
JACK,Joseph *	1-6	0-1	1-2	3	2	3	0	1	1	1	19
HONORE',Barry *	6-15	1-3	1-1	9	3	14	0	2	1	1	29
WHITE,BRANDON	0-0	0-0	1-2	2	0	1	1	0	0	1	4
EKWEQZOR,Chike	0-0	0-0	0-4	0	1	0	0	0	0	2	11
WILEY,Steffon	1-4	0-1	1-2	2	2	3	0	2	0	2	16
INGRAM,Julius	1-3	0-0	1-2	1	0	3	0	0	0	0	8
WILLIAMS,Jazz	1-4	1-3	0-0	1	0	3	0	1	0	0	14
BYARS,Brandon	0-0	0-0	0-0	0	1	0	0	1	0	0	3
SCOTT,Douglas	1-5	0-0	0-0	2	1	2	1	1	0	0	8
DAVIS,Andre'	1-5	0-0	0-0	2	3	2	0	0	0	0	10
TEAM				4							
Totals.....	16-65	3-19	10-19	35	14	45	4	14	4	9	200

TOTAL FG%	1st Half: 8-31 25.8%	2nd Half: 8-34 23.5%	Game: 24.6%	DB
3-Pt. FG%	1st Half: 2-11 18.2%	2nd Half: 1-8 12.5%	Game: 15.8%	REB.
F Throw %	1st Half: 3-6 50.0%	2nd Half: 7-13 53.8%	Game: 52.6%	4

LSU 5-2	fg-a	3fg-a	ft-a	reb	pf	tp	a	to	blk	s	min
Player											
Randolph, A. f	10-14	1-2	3-5	11	1	24	1	3	5	0	26
Johnson, Chris c	7-10	0-0	6-6	5	1	20	0	2	2	1	26
Thornton, M. g	9-15	4-7	0-0	7	1	22	3	1	0	4	32
Martin, Terry g	4-11	2-5	1-2	7	0	11	1	2	0	0	25
Temple, Garrett g	1-2	0-1	1-2	4	3	3	3	1	0	1	24
Mason, Dameon	1-4	0-0	0-0	4	4	2	2	0	0	1	15
Terrebonne, Greg	1-3	0-0	0-0	0	0	2	2	0	0	0	2
Spencer, Bo	0-3	0-3	0-0	1	3	0	6	2	0	1	26
Green, Garrett	2-2	0-0	0-0	8	2	4	0	0	0	0	13
Farrer, Alex	0-1	0-1	0-0	2	1	0	0	1	0	0	12
TEAM				3							
Totals.....	35-65	7-19	11-15	51	16	88	18	12	7	8	200

TOTAL FG%	1st Half: 14-34 41.2%	2nd Half: 21-31 67.7%	Game: 53.8%	DB
3-Pt. FG%	1st Half: 2-11 18.2%	2nd Half: 5-8 62.5%	Game: 36.8%	REB.
F Throw %	1st Half: 1-1 100%	2nd Half: 10-14 71.4%	Game: 73.3%	2

Officials: CC- Anthony Jordan; R1-Antinio Petty, R2-Patrick Evans

Technical fouls: Southern University-None. LSU-None.

Attendance: 7719

Score by Periods	1st	2nd	Total
Southern University	21	24	45
LSU	31	57	88

Game 8 -- Villanova 68, LSU 67 (Pizza Hut Big East/SEC Invitational)
 12/06/07 9:30 PM at Wachovia Center (Villanova, Pa.)

Louisiana State (5-3)	fg-a	3fg-a	ft-a	reb	pf	tp	a	to	blk	s	min
Player											
Randolph, A. f	5-10	0-1	2-3	6	5	12	1	4	4	1	27
Temple, Garrett g	2-6	1-4	3-4	3	3	8	6	4	3	3	39
Johnson, Chris c	3-5	0-2	5-6	4	2	11	0	3	3	1	32
Thornton, M. g	6-15	1-6	2-2	13	3	15	2	2	0	1	38
Martin, Terry g	5-10	4-6	0-0	2	1	14	2	1	1	1	22
Mason, Dameon	0-2	0-0	2-7	3	3	2	0	0	3	0	18
Spencer, Bo	1-4	1-4	2-3	1	3	5	3	1	0	0	21
Green, Garrett	0-0	0-0	0-0	0	3	0	0	0	0	0	3
TEAM				7							
Totals.....	22-52	7-23	16-25	39	23	67	14	16	14	7	200

TOTAL FG%	1st Half: 11-26 42.3%	2nd Half: 11-26 42.3%	Game: 42.3%	DB
3-Pt. FG%	1st Half: 5-13 38.5%	2nd Half: 2-10 20.0%	Game: 30.4%	REB.
F Throw %	1st Half: 8-10 80.0%	2nd Half: 8-15 53.3%	Game: 64.0%	4

Villanova (6-1)	fg-a	3fg-a	ft-a	reb	pf	tp	a	to	blk	s	min
Player											
PENA, Antonio f	0-1	0-1	4-6	0	3	4	0	2	0	0	12
CLARK, Shane f	3-5	0-1	0-0	8	4	6	0	4</			

Game 9 -- LSU 82, Northwestern State 58
12/15/07 7:00 pm at Maravich Center (Baton Rouge, LA)

Northwestern State 4-7

Player	fg-a	3fg-a	ft-a	reb	pf	tp	a	to	blk	s	min
Gilder, Trey f	2-10	0-2	3-3	3	3	7	1	3	0	1	25
Thomas, Gerrell f	1-9	0-1	0-0	5	4	2	0	6	0	0	23
Bargeman, Colby f	6-18	3-5	0-0	7	0	15	1	2	1	2	32
Moody, Jerry c	2-5	0-0	0-0	14	2	4	0	0	1	0	31
McConathy, M. g	1-6	1-4	2-2	3	4	5	2	1	0	1	13
Knight, Dominic	0-1	0-1	0-0	1	1	0	1	1	0	0	6
Conine, John	0-0	0-0	0-0	0	1	0	0	0	0	0	1
McConathy, Logan	1-3	0-2	0-0	3	4	2	3	4	0	1	19
White, Devin	3-5	0-0	2-2	3	1	8	0	2	2	1	14
Petravicius, D.	1-3	0-0	0-0	3	1	2	1	2	0	0	14
Hancock, Keithan	2-7	1-5	0-0	1	0	5	1	0	0	0	13
Jones, Damon	0-1	0-1	0-0	0	0	0	1	0	0	0	3
Anglin, John A.	2-2	2-2	0-0	1	0	6	0	0	0	0	3
Porterie, Kalem	1-1	0-0	0-0	1	1	2	0	0	0	0	3
TEAM				3	1						
Totals.....	22-71	7-23	7-7	48	23	58	11	21	4	6	200

TOTAL FG%	1st Half: 11-33 33.3%	2nd Half: 11-38 28.9%	Game: 31.0%	DB
3-Pt. FG%	1st Half: 2-9 22.2%	2nd Half: 5-14 35.7%	Game: 30.4%	REBS
F Throw %	1st Half: 0-0 0.0%	2nd Half: 7-7 100%	Game: 100%	0


LSU 6-3

Player	fg-a	3fg-a	ft-a	reb	pf	tp	a	to	blk	s	min
Randolph, A. f	3-9	0-1	7-10	8	1	13	4	1	4	1	28
Johnson, Chris f	6-8	2-2	2-2	2	1	16	1	2	1	3	33
Thornton, M. g	7-15	4-10	4-5	5	2	22	2	2	1	3	24
Martin, Terry g	5-11	3-6	2-2	3	2	15	4	2	0	0	29
Temple, Garrett g	1-2	0-0	2-2	6	3	4	2	5	1	2	31
Mason, Dameon	0-0	0-0	0-0	0	0	0	1	0	0	1	8
Terrebonne, Greg	0-0	0-0	0-0	0	0	0	0	0	0	0	2
Spencer, Bo	2-5	0-1	5-7	3	0	9	3	2	0	2	26
Green, Garrett	1-3	0-0	0-0	1	1	2	0	2	0	0	11
Farrer, Alex	0-0	0-0	1-2	2	0	1	0	1	0	0	8
TEAM				4							
Totals.....	25-53	9-20	23-30	34	10	82	17	17	7	12	200

TOTAL FG%	1st Half: 14-32 43.8%	2nd Half: 11-21 52.4%	Game: 47.2%	DB
3-Pt. FG%	1st Half: 4-10 40.0%	2nd Half: 5-10 50.0%	Game: 45.0%	REB
F Throw %	1st Half: 7-7 100%	2nd Half: 16-23 69.6%	Game: 76.7%	2

 Officials: Doug Shows, Tim Clougherty, Earnie Pheal
 Technical fouls: Northwestern State-Moody, Jerry; TEAM. LSU-None.
 Attendance: 7809

Score by Periods	1st	2nd	Total
Northwestern State	24	34	58
LSU	39	43	82



Dameon Mason

Guard/Forward • 6-6 • 190 • Senior • 1VL • Kansas City, Mo. • Marquette

2

Top Performances

Points

Season: 5, vs. SLU, 11/12/07
 Career: 14, vs. Wright St., 12/27/06

Rebounds

Season: 4, twice
 Career: 7, vs. Florida, 2/24/07

Field Goals Made

Season: 2, vs. SLU, 11/12/07
 Career: 5, three times

3 PT FG Made

Season:
 Career: 2, twice

Free Throws Made

Season: 2, at Villanova, 12/6/07
 Career: 4, vs. Miss. Valley, 12/28/06

Assists

Season: 2, vs. Southern, 11/30/07
 Career: 7, vs. ULM, 11/19/06

Blocks

Season: 3, at Villanova, 12/6/07
 Career: 3, at Villanova, 12/6/07

Steals

Season: 1, twice
 Career: 3, vs. Vanderbilt, 1/24/07

Minutes Played

Season: 21, vs. Nicholls St., 11/28/07
 Career: 35, twice

Top Career Scoring Games

1. 14 vs. Wright State, 12/27/06
2. 13 vs. Miss. Valley, 12/28/06
3. 12 at Tulane, 12/02/06
4. 11 vs. Samford, 12/29/06
5. 10 vs. UL-Monroe, 11/19/06
6. 9 at Washington, 12/20/06
6. 9 vs. McNeese State, 11/29/06
8. 7 three times

Senior Season (2007-08)

Career high three blocks against Villanova (12/6) ... Played 21 minutes in return (11/28) ... Cleared to return to practice late Monday (11/26) ... Missed four games with viral infection on heart muscle ... Mason opened his senior year with five points in 15 minutes vs. Southeastern Louisiana (11/12) ... Mason hit 7-of-11 shots in exhibition play, averaging 7.0 points ... Averaged 8.7 points and 5.3 rebounds in the Canadian exhibition tour, hitting 50 percent from the field.

Mason's Game-by-Game Statistics

2007-08

OPPONENT	MIN	FG	3FG	FT	REB	PF/D	A	TO	BLK	STL	PTS
Southeastern La.	15	2-5	0-0	1-1	1	1/0	0	1	0	0	5
McNeese State	DNP-illness										
Oklahoma State	DNP-illness										
Chaminade	DNP-illness										
Arizona State	DNP-illness										
Nicholls State	21	1-3	0-0	0-0	4	2-0	1	2	0	0	2
Southern	15	1-4	0-0	0-0	4	4-0	2	0	0	1	2
Villanova	18	0-2	0-0	2-7	3	3-0	0	0	3	0	2
Northwestern St.	8	0-0	0-0	0-0	0	0-0	1	0	0	1	0
Wichita State											
Oregon State											
Washington											
Tulane											
Texas A&M											
Mississippi St.											
Ole Miss											
Auburn											
Vanderbilt											
Arkansas											
Auburn											
Alabama											
Tennessee											
Florida											
Kentucky											
Arkansas											
Ole Miss											
South Carolina											
Georgia											
Alabama											
Mississippi State											

Dameon Mason's Career Stats

YEAR	GP-GS	MIN/AVG	FG-FGA	PCT.	3FG-FGA	PCT.	FT-FTA	PCT.	REB-AVG	PF-FO	AST	TO	BLK	STL	PTS-AVG.
06-07	31-14	594/19.2	61-143	.427	9-28	.321	35-50	.700	93-3.0	48-1	25	40	6	16	166-5.4
07-08	5-0	77/15.4	4-14	.286	0-0	.000	3-8	.375	12-2.4	10-0	4	3	3	2	11-2.2
Totals	36-14	671/18.6	65-157	.414	9-28	.321	38-58	.655	105-2.9	58-1	29	43	9	18	177/4.9



Anthony Randolph

Forward • 6-10 • 205 • Freshman • HS • Dallas, Texas • Woodrow Wilson HS

3

Top Performances

Points

Season: 24, vs. Southern, 11/30/07
 Career: 24, vs. Southern, 11/30/07

Rebounds

Season: 13, vs. SLU, 11/12/07
 Career: 13, vs. SLU, 11/12/07

Field Goals Made

Season: 10, vs. Southern, 11/30/07
 Career: 10, vs. Southern, 11/30/07

3 PT FG Made

Season: 1, twice
 Career: 1, twice

Free Throws Made

Season: 7, vs. NW St, 12/15/07
 Career: 7, vs. NW St., 12/15/07

Assists

Season: 4, vs. NW St., 12/15/07
 Career: 4, vs. NW St., 12/15/07

Blocks

Season: 6, vs. SLU, 11/12/07
 Career: 6, vs. SLU, 11/12/07

Steals

Season: 4, vs. SLU, 11/12/07
 Career: 4, vs. SLU, 11/12/07

Minutes Played

Season: 34, twice
 Career: 34, twice

Top Career Scoring Games

- 24 vs. Southern, 11/30/07
- 21 vs. Arizona State, 11/21/07
- 21 vs. Chaminade, 11/20/07
- 19 vs. Southeastern La., 11/12/07
- 13 vs. Northwestern St., 12/15/07
- 12 at Villanova, 12/6/07
- 12 vs. McNeese, 11/14/07
- 7 vs. Nicholls State, 11/28/07
- 5 vs. Oklahoma State, 11/19/07

SEC Freshman of the Week, Nov. 19

Jay Bilas' ESPN.com All-Maui Team, Nov. 21

Freshman Season (2007-08)

With four blocks against Northwestern State (12/15), blocked 13 shots last three games ... Fouled out for first time in Villanova game with about four minutes to go (12/6) ... Rebounded from off-night against Nicholls State (11/28) to record career high 24 points and second double double with 11 boards against Southern (11/30) ... 21 points in Maui versus Chaminade (11/20) and Arizona State (11/21) ... Named SEC Freshman of the Week (11/19) for his first two games ... Had a strong debut with his first double double against Southeastern (11/12) with 19 points, 13 rebounds ... Co-team leader in scoring, averaging 17.5 ppg and team leader in rebounds in exhibitions averaging 10 rpg ... 15-of-26 from the floor ... Second leading scorer on the Canadian exhibition tour, averaging 13.3 points per game with team best 6.7 rebounds ... Had eight blocks in three games ... Had 17 points, nine board, six blocks against York University.


Randolph's Game-by-Game Statistics

2007-08

OPPONENT	MIN	FG	3FG	FT	REB	PF/D	A	TO	BLK	STL	PTS
Southeastern La.	33	7-11	1-2	4-6	13	2/0	2	2	6	4	19
McNeese State	29	5-9	0-1	2-4	7	3/0	3	2	1	2	12
Oklahoma State	26	2-5	0-1	1-2	5	4-0	2	5	3	0	5
Chaminade	32	9-14	0-0	3-4	9	2-0	2	4	2	1	21
Arizona State	21	8-14	0-2	5-6	7	2-0	1	0	2	1	21
Nicholls State	21	3-6	0-1	0-0	7	2-0	1	2	3	3	6
Southern	26	10-14	1-2	3-5	11	1-0	1	3	5	0	24
Villanova	27	5-10	0-1	2-3	6	5-0	1	4	4	1	12
Northwestern St.	28	3-9	0-1	7-10	8	1-0	4	1	4	1	13
Wichita State											
Oregon State											
Washington											
Tulane											
Texas A&M											
Mississippi St.											
Ole Miss											
Auburn											
Vanderbilt											
Arkansas											
Auburn											
Alabama											
Tennessee											
Florida											
Kentucky											
Arkansas											
Ole Miss											
South Carolina											
Georgia											
Alabama											
Mississippi State											

Anthony Randolph's Career Stats

YEAR	GP-GS	MIN/AVG	FG-FGA	PCT.	3FG-FGA	PCT.	FT-FTA	PCT.	REB-AVG	PF-FO	AST	TO	BLK	STL	PTS-AVG.
07-08	9-9	256-28.4	52-92	.565	2-11	.182	27-40	.675	73-8.1	22-1	17	23	30	13	133-14.8
Totals	9-9	256-28.4	52-92	.565	2-11	.182	27-40	.675	73-8.1	22-1	17	23	30	13	133-14.8



Marcus Thornton

Guard * 6-4 * 198 * Junior * JC * Baton Rouge, La. * Kilgore College

5

Top Performances

Points

Season: 27, vs. SLU, 11/12/07
 Career: 27, vs. SLU, 11/12/07

Rebounds

Season: 13, at Villanova, 12/6/07
 Career: 13, at Villanova, 12/6/07

Field Goals Made

Season: 9, twice
 Career: 9, twice

3 PT FG Made

Season: 4, five times
 Career: 4, five times

Free Throws Made

Season: 7, vs. SLU, 11/12/07
 Career: 7, vs. SLU, 11/12/07

Assists

Season: 3, vs. Southern, 11/30/07
 Career: 3, vs. Southern, 11/30/07

Blocks

Season: 1, twice
 Career: 1, twice

Steals

Season: 4, vs. Southern, 11/30/07
 Career: 4, vs. Southern, 11/30/07

Minutes Played

Season: 40, vs. Arizona St., 11/21/07
 Career: 40, vs. Arizona St., 11/21/07

Top Career Scoring Games

1. 27 vs. SLU, 11/12/07
2. 24 vs. Nicholls State, 11/28/07
3. 24 vs. McNeese, 11/14/07
4. 22 vs. Northwestern State, 12/15/07
4. 22 vs. Southern, 11/30/07
6. 20 vs. Okla. St., 11/19/07
7. 18 vs. Arizona State, 11/21/07
8. 15 at Villanova, 12/6/07
9. 4 vs. Chaminade, 11/20/07

Junior Season (2007-08)

Sixth 20-plus point game against Northwestern State (12/15) ... Second double double at Villanova (12/6) ... Back-to-back 20-point games with 22 points against Southern (11/30) after 24 against Nicholls State (11/28) ... Hit three-pointer that forced overtime and was ESPN's No. 2 play of the day in OT loss against Arizona State (11/21) ... Opens season with three-consecutive 20-point games -- 20 against Oklahoma State (11/19) ... Posted back-to-back 20-plus games with 24 against McNeese (11/14) ... Just short of becoming first player since 2005 to score 30 in a game for LSU with 27 in opener vs. Southeastern Louisiana (11/12) ... Leading scorer on the Canadian tour, averaging 26.0 points per game and 6.3 rebounds ... Hit 32-of-55 field goal attempts, including 11-of-25 threes ... Had 30 in the win over Guelph and 29 points and 10 rebounds against the University of Toronto.

Thornton's Game-by-Game Statistics

2007-08

OPPONENT	MIN	FG	3FG	FT	REB	PF/D	A	TO	BLK	STL	PTS
Southeastern La.	34	8-14	4-7	7-9	2	0/0	2	2	0	2	27
McNeese State	37	8-16	2-8	6-7	3	1-0	2	3	1	1	24
Oklahoma State	31	6-14	2-6	6-6	3	3-0	1	0	1	1	20
Chaminade	29	2-12	0-4	0-2	2	3-0	0	1	1	2	4
Arizona State	40	7-19	4-12	0-0	12	4-0	1	5	0	1	18
Nicholls State	35	9-15	4-8	2-3	6	1-0	1	2	1	0	24
Southern	32	9-15	4-7	0-0	7	1-0	3	1	0	4	22
Villanova	38	6-15	1-6	2-2	13	3-0	2	2	0	1	15
Northwestern St.	24	7-15	4-10	4-5	5	2-0	2	2	1	3	22
Wichita State											
Oregon State											
Washington											
Tulane											
Texas A&M											
Mississippi St.											
Ole Miss											
Auburn											
Vanderbilt											
Arkansas											
Auburn											
Alabama											
Tennessee											
Florida											
Kentucky											
Arkansas											
Ole Miss											
South Carolina											
Georgia											
Alabama											
Mississippi State											

Marcus Thornton's Career Stats

YEAR	GP-GS	MIN/AVG	FG-FGA	PCT.	3FG-FGA	PCT.	FT-FTA	PCT.	REB-AVG	PF-FO	AST	TO	BLK	STL	PTS-AVG.
07-08	9-9	300/33.3	62-135	.459	25-68	.368	27-34	.794	53-5.9	18-0	14	18	5	15	176-19.6
Totals	9-9	300/33.3	62-135	.459	25-68	.368	27-34	.794	53-5.9	18-0	14	18	5	15	176-19.6



Greg Terrebonne

Guard • 6-0 • 205 • Sophomore • 1VL • Galliano, La. • South Lafourche HS

10

Top Performances

Points

Season: 2, vs. Southern, 11/30/07
 Career: 2, vs. Southern, 11/30/07

Rebounds

Season:
 Career: 1, three times

Field Goals Made

Season: 1, vs. Southern, 11/30/07
 Career: 1, vs. Southern, 11/30/07

3 PT FG Made

Season:
 Career:

Free Throws Made

Season:
 Career:

Assists

Season: 2, vs. Southern, 11/30/07
 Career: 2, vs. Southern, 11/30/07

Blocks

Season:
 Career:

Steals

Season:
 Career: 1, vs. Wright St., 12/27/06

Minutes Played

Season: 2, three times
 Career: 2, three times

Top Career Scoring Games

1. 2 vs. Southern, 11/30/07

Sophomore Season (2007-08)

Much to crowd's delight got first college points against Southern (11/30) at the buzzer ... Saw first action against Nicholls State (11/29) ... Scored two points in final two minutes of exhibition, his first points scored on the LSU court.


Terrebonne's Game-by-Game Statistics

2007-08

OPPONENT	MIN	FG	3FG	FT	REB	PF/D	A	TO	BLK	STL	PTS
Southeastern La.	DNP										
McNeese State	DNP										
Oklahoma State	DNP										
Chaminade	DNP										
Arizona State	DNP										
Nicholls State	2	0-0	0-0	0-0	0	0-0	0	1	0	0	0
Southern	2	1-3	0-0	0-0	0	0-0	2	0	0	0	2
Villanova	DNP										
Northwestern St.	2	0-0	0-0	0-0	0	0-0	0	0	0	0	0
Wichita State											
Oregon State											
Washington											
Tulane											
Texas A&M											
Mississippi St.											
Ole Miss											
Auburn											
Vanderbilt											
Arkansas											
Auburn											
Alabama											
Tennessee											
Florida											
Kentucky											
Arkansas											
Ole Miss											
South Carolina											
Georgia											
Alabama											
Mississippi State											

Greg Terrebonne's Career Stats

YEAR	GP-GS	MIN/AVG	FG-FGA	PCT.	3FG-FGA	PCT.	FT-FTA	PCT.	REB-AVG	PF-FO	AST	TO	BLK	STL	PTS-AVG.
06-07	5-0	7/1.4	0-0	.000	0-0	.000	0-0	.000	3-0.6	0-0	1	1	0	1	0-0.0
07-08	3-0	6/2.0	1-3	.333	0-0	.000	0-0	.000	0-0.0	0-0	2	1	0	0	2-0.7
Totals	8-0	13/1.6	1-3	.333	0-0	.000	0-0	.000	3-0.4	0-0	3	2	0	1	2-0.3



Bo Spencer

Guard • 6-1 • 180 • Freshman • HS • Baton Rouge, La. • Glen Oaks HS

11

Top Performances

Points
 Season: 14, vs. Arizona St., 11/21/07
 Career: 14, vs. Arizona St., 11/21/07

Rebounds
 Season: 4, vs. Nicholls St., 11/28/07
 Career: 4, vs. Nicholls St., 11/28/07

Field Goals Made
 Season: 5, vs. Arizona St., 11/21/07
 Career: 5, vs. Arizona St., 11/21/07

3 PT FG Made
 Season: 4, vs. Arizona St., 11/21/07
 Career: 4, vs. Arizona St., 11/21/07

Free Throws Made
 Season: 5, vs. NW State, 12/15/07
 Career: 5, vs. NW State, 12/15/07

Assists
 Season: 6, vs. Southern, 11/30/07
 Career: 6, vs. Southern, 11/30/07

Blocks
 Season: 1, vs. Chaminade, 11/20/07
 Career: 1, vs. Chaminade, 11/20/07

Steals
 Season: 2, vs. NW State., 12/15/07
 Career: 2, vs. NW State, 12/15/07

Minutes Played
 Season: 34, vs. Arizona St., 11/21/07
 Career: 34, vs. Arizona St., 11/21/07

Top Career Scoring Games

1. 14, vs. Arizona State, 11/21/07
2. 11, vs. Nicholls State, 11/28/07
2. 11, vs. Chaminade, 11/20/07
4. 10, vs. Okla. St., 11/19/07
5. 9, vs. Northwestern State, 12/15/07
6. 7, vs. SLU, 11/12/07
7. 5, at Villanova, 12/6/07
8. 2, vs. McNeese, 11/14/07

Freshman Season (2007-08)

Failed to score against Southern (11/30), but had season best six assists, just two turnovers ... Fourth consecutive double figure game (11) against Nicholls (11/28) ... Season best 14 points against Arizona State (11/21) ... Spencer also had 11 against Chaminade (11/20) and 10 versus Oklahoma State (11/19) ... Spencer scored seven in opener vs. Southeastern (11/12) ... Spencer averaged 7.5 points per game in exhibitions, hitting 7-of-9 field goal attempts ... Averaged 8.7 points and 5.3 rebounds in the Canadian exhibition tour, hitting 50 percent from the field.


Spencer's Game-by-Game Statistics

2007-08

OPPONENT	MIN	FG	3FG	FT	REB	PF/D	A	TO	BLK	STL	PTS
Southeastern La.	21	3-3	1-1	0-0	1	1/0	2	2	0	1	7
McNeese State	12	0-0	0-0	2-2	1	0-0	0	1	0	0	2
Oklahoma State	25	3-6	2-3	2-2	1	2-0	4	4	0	1	10
Chaminade	23	4-6	3-5	0-0	3	2-0	2	2	1	0	11
Arizona State	34	5-9	4-8	0-0	2	3-0	3	2	0	0	14
Nicholls State	29	3-8	3-7	2-2	4	1-0	3	2	0	0	11
Southern	26	0-3	0-3	0-0	1	3-0	6	2	0	1	0
Villanova	21	1-4	1-4	2-3	1	3-0	3	1	0	0	5
Northwestern St.	26	2-5	0-1	5-7	3	0-0	3	2	0	2	9
Wichita State											
Oregon State											
Washington											
Tulane											
Texas A&M											
Mississippi St.											
Ole Miss											
Auburn											
Vanderbilt											
Arkansas											
Auburn											
Alabama											
Tennessee											
Florida											
Kentucky											
Arkansas											
Ole Miss											
South Carolina											
Georgia											
Alabama											
Mississippi State											

Bo Spencer's Career Stats

YEAR	GP-GS	MIN/AVG	FG-FGA	PCT.	3FG-FGA	PCT.	FT-FTA	PCT.	REB-AVG	PF-FO	AST	TO	BLK	STL	PTS-AVG.
07-08	8-0	191-23.9	19-39	.487	14-31	.452	8-9	.889	14-1.8	15-0	23	16	1	3	60-7.5
Totals	8-0	191-23.9	19-39	.487	14-31	.452	8-9	.889	14-1.8	15-0	23	16	1	3	60-7.5



Terry Martin

Guard • 6-6 • 207 • Junior • 1VL • Monroe, La. • Texas Tech

13

Top Performances

Points

Season: 15, vs. NW State., 12/15/07
 Career: 23, vs. Auburn, 1/13/07

Rebounds

Season: 7, twice
 Career: 7, twice

Field Goals Made

Season: 5, four times
 Career: 8, vs. Auburn, 1/13/07

3 PT FG Made

Season: 4, at Villanova, 12/6/07
 Career: 5, twice

Free Throws Made

Season: 2, twice
 Career: 4, twice

Assists

Season: 4, vs. NW State, 12/15/07
 Career: 5, at Ole Miss, 2/14/07

Blocks

Season: 3, vs. Chaminade, 11/20/07
 Career: 3, vs. Chaminade, 11/20/07

Steals

Season: 1, four times
 Career: 3, at Georgia, 1/2/807

Minutes Played

Season: 33, vs. Chaminade, 11/20/07
 Career: 37, vs. Arkansas, 2/10/07

Top Career Scoring Games

1. 23 vs. Auburn, 1/13/07
2. 19 vs La. Tech, 12/23/06
3. 18 vs. Florida, 2/24/07
4. 16 at Kentucky, 2/20/07
4. 16 at Georgia, 1/28/07
6. 15 vs. Northwestern State, 12/15/07
6. 15 at Tennessee, 2/6/07
6. 15 vs. Ole Miss, 1/17/07
9. 14 three times

Junior Season (2007-08)

Back-to-back season high in points after 15 against Northwestern State (12/15) ... Season high in three-pointers (4) and points (14) at Villanova (12/6) ... Third double figure game of 11 against Southern (11/30) ... 13 points against Chaminade with three treys (11/20) ... First double figure game of year with 11 vs. McNeese (11/14) ... Scored six in opener (11/12) ... Averaged 15 points for the exhibition games after hitting 5-of-10 three-point attempts in 17-point effort against EA Sports ... Had 13 points, 5 assists against Belhaven ... Just one turnover ... Played primarily at the point guard position in Canada ... Averaging 13.0 points and 5.3 assists in the three games.

Martin's Game-by-Game Statistics

2007-08

OPPONENT	MIN	FG	3FG	FT	REB	PF/D	A	TO	BLK	STL	PTS
Southeastern La.	31	2-7	0-2	2-2	4	3-0	3	2	0	1	6
McNeese State	30	5-10	1-3	0-2	5	0-0	2	2	1	1	11
Oklahoma State	24	2-9	1-6	0-0	6	3-0	0	2	0	0	5
Chaminade	33	5-12	3-8	0-1	7	3-0	1	1	3	1	13
Arizona State	27	1-8	1-7	0-0	2	2-0	3	3	0	0	3
Nicholls State	21	2-4	0-1	0-0	2	2-0	1	3	1	0	4
Southern	25	4-11	2-5	1-2	7	0-0	1	2	0	0	11
Villanova	22	5-10	4-6	0-0	2	1-0	2	1	1	1	14
Northwestern St.	29	5-11	3-6	2-2	3	2-0	4	2	0	0	15
Wichita State											
Oregon State											
Washington											
Tulane											
Texas A&M											
Mississippi St.											
Ole Miss											
Auburn											
Vanderbilt											
Arkansas											
Auburn											
Alabama											
Tennessee											
Florida											
Kentucky											
Arkansas											
Ole Miss											
South Carolina											
Georgia											
Alabama											
Mississippi State											

Terry Martin's Career Stats

YEAR	GP-GS	MIN/AVG	FG-FGA	PCT.	3FG-FGA	PCT.	FT-FTA	PCT.	REB-AVG	PF-FO	AST	TO	BLK	STL	PTS-AVG.
06-07	24-16	701/29.2	93-227	.410	52-134	.388	15-26	.577	67-2.8	37-1	35	43	6	11	253-10.5
07-08	9-9	242/26.9	31-82	.378	15-44	.341	5-9	.556	38-4.2	16-0	17	18	6	4	82-9.1
Totals	33-25	943/28.6	124-309	.401	67-178	.376	20-35	.571	105-3.2	53-1	52	61	12	15	335-10.2



Garrett Temple

Guard • 6-6 • 195 • Junior • 2VL • Baton Rouge, La. • Univeristy HS

14

Top Performances

Points
 Season: 17, vs. Okla. St., 11/19/07
 Career: 18, at Tulane, 12/2/06

Rebounds
 Season: 6, vs. Villanova, 12/15/07
 Career: 8, four times

Field Goals Made
 Season: 4, vs. Okla. St., 11/19/07
 Career: 7, vs. McNeese, 11/29/06

3 PT FG Made
 Season: 3, vs. Okla. St., 11/19/07
 Career: 4, three times

Free Throws Made
 Season: 6, vs. Arizona St., 11/21/07
 Career: 8, vs. Florida, 2/24/07

Assists
 Season: 7, vs. Arizona St., 11/21/07
 Career: 7, seven times

Blocks
 Season: 3, at Villanova, 12/6/07
 Career: 4, vs. Auburn, 1/13/07

Steals
 Season: 3, three times
 Career: 4, twice

Minutes Played
 Season: 40, vs. Arizona St., 11/21/07
 Career: 45, vs. Texas, 12/10/06

Top Career Scoring Games

1. 18 at Tulane, 12/2/06
2. 17 vs. Oklahoma State, 11/19/07
2. 17 vs. Florida, 2/24/07
2. 17 at Oregon State, 12/17/06
2. 17 vs. McNeese State, 11/29/06
6. 16 at Mississippi State, 2/3/07
6. 16 vs. Nicholls State, 11/17/06
8. 14 three times

Junior Season (2007-08)

Six assists at Villanova (12/6) ... Had 11 points and career equaling seven assists in loss at Arizona State ... Just one point off his career high with 17 against Oklahoma State (11/19) ... Came off the bench and had nine points in 30 minutes against McNeese (11/14) ... Failed to score in opener (11/12) ... Three points, four blocks in 19 minutes against Belhaven ... Temple did not play on the Canadian trip as he recovered from an ankle injury originally hurt on summer China trip and aggravated during a pickup game.

Temple's Game-by-Game Statistics

2007-08

OPPONENT	MIN	FG	3FG	FT	REB	PF/D	A	TO	BLK	STL	PTS
Southeastern La.	29	0-1	0-1	0-2	1	3-0	1	2	0	0	0
McNeese State	30	3-4	0-1	3-4	2	2-0	2	0	2	1	9
Oklahoma State	34	4-7	3-5	6-6	3	4-0	5	4	1	1	17
Chaminade	35	3-7	1-3	2-4	4	2-0	4	2	1	3	9
Arizona State	40	2-4	1-2	6-6	5	4-0	7	4	1	1	11
Nicholls State	32	0-2	0-2	0-1	3	2-0	2	2	1	3	0
Southern	24	1-2	0-1	1-2	4	3-0	3	1	0	1	3
Villanova	39	2-6	1-4	3-4	3	3-0	6	4	3	3	8
Northwestern St.	31	1-2	0-0	2-2	6	3-0	2	5	1	2	4
Wichita State											
Oregon State											
Washington											
Tulane											
Texas A&M											
Mississippi St.											
Ole Miss											
Auburn											
Vanderbilt											
Arkansas											
Auburn											
Alabama											
Tennessee											
Florida											
Kentucky											
Arkansas											
Ole Miss											
South Carolina											
Georgia											
Alabama											
Mississippi State											

Garrett Temple's Career Stats

YEAR	GP-GS	MIN/AVG	FG-FGA	PCT.	3FG-FGA	PCT.	FT-FTA	PCT.	REB-AVG	PF-FO	AST	TO	BLK	STL	PTS-AVG.
05-06	36-35	1207/33.5	65-194	.335	27-109	.248	25-37	.676	94-2.6	87-2	99	70	31	38	182-5.1
06-07	32-32	1099/34.3	91-230	.396	35-130	.269	57-70	.814	118-3.7	79-1	138	83	34	52	274-8.6
07-08	9-7	294/32.7	16-35	.457	6-19	.316	23-31	.742	31-3.4	26-0	32	24	10	15	61-6.8
Totals	77-74	2600/33.8	174-459	.375	68-258	.264	105-138	.761	243-3.2	192-3	269	177	75	105	517/6.7



Garrett Green

Forward • 6-10 • 218 • Freshman • HS • Woodland Hills, Calif. • Taft HS

20

Top Performances

Points

Season: 4, twice
 Career: 4, twice

Rebounds

Season: 8, vs. Southern, 11/30/07
 Career: 8, vs. Southern, 11/30/07

Field Goals Made

Season: 2, twice
 Career: 2, twice

3 PT FG Made

Season:
 Career:

Free Throws Made

Season: 1, vs. Okla. St., 11/19/07
 Career: 1, vs. Okla. St., 11/19/07

Assists

Season: 1, twice
 Career: 1, twice

Blocks

Season: 2, vs. Okla. St., 11/19/07
 Career: 2, vs. Okla. St., 11/19/07

Steals

Season: 1, vs. Okla. St., 11/19/07
 Career: 1, vs. Okla. St., 11/19/07

Minutes Played

Season: 17, vs. Okla. St., 11/19/07
 Career: 17, vs. Okla. St., 11/19/07

Top Career Scoring Games

1. 4 vs. Southern, 11/30/07
1. 4 vs. Nicholls State, 11/28/07
3. 2 vs. NW State, 12/15/07
3. 2 vs. Arizona State, 11/21/07
3. 2 vs. Chaminade, 11/20/07
6. 1 vs. Oklahoma State, 11/19/07

Freshman Season (2007-08)

Equaled career high in points and upped high in rebounds against Southern (11/30) ... Scored first field goal of career against Chaminade (11/20) ... Played 17 minutes on his first venture onto the court in Maui (11/19) ... Made his only field goal attempt against EA Sports ... Green was 1-of-4 with four points in 12 minutes against Belhaven ... Green did not play in Canada while the coaches were deciding on redshirt possibility for 2007-08.


Green's Game-by-Game Statistics

2007-08

OPPONENT	MIN	FG	3FG	FT	REB	PF/D	A	TO	BLK	STL	PTS
Southeastern La.	DNP										
McNeese State	DNP										
Oklahoma State	17	0-1	0-0	1-2	2	5-1	1	2	2	1	1
Chaminade	14	1-2	0-0	0-0	4	0-0	1	0	0	0	2
Arizona State	7	1-1	0-0	0-0	0	4-0	0	0	0	0	2
Nicholls State	7	2-3	0-0	0-1	5	0-0	0	2	0	0	4
Southern	13	2-2	0-0	0-0	8	2-0	0	0	0	0	4
Villanova	3	0-0	0-0	0-0	0	3-0	0	0	0	0	0
Northwestern St.	11	1-3	0-0	0-0	1	1-0	0	2	0	0	2
Wichita State											
Oregon State											
Washington											
Tulane											
Texas A&M											
Mississippi St.											
Ole Miss											
Auburn											
Vanderbilt											
Arkansas											
Auburn											
Alabama											
Tennessee											
Florida											
Kentucky											
Arkansas											
Ole Miss											
South Carolina											
Georgia											
Alabama											
Mississippi State											

Garrett Green's Career Stats

YEAR	GP-GS	MIN/AVG	FG-FGA	PCT.	3FG-FGA	PCT.	FT-FTA	PCT.	REB-AVG	PF-FO	AST	TO	BLK	STL	PTS-AVG.
07-08	7-0	72-10.3	7-12	.583	0-0	.000	1-3	.333	20-2.9	15-1	2	6	2	1	15-2.1
Totals	7-0	72-10.3	7-12	.583	0-0	.000	1-3	.333	20-2.9	15-1	2	6	2	1	15-2.1



Chris Johnson

Center • 6-11 • 205 • Junior • 2VL • Montross, Va. • Laurinburg (NC) Prep

21

Top Performances

Points
 Season: 20, vs. Southern, 11/30/07
 Career: 20, vs. Southern, 11/30/07

Rebounds
 Season: 11, vs. Chaminade, 11/20/07
 Career: 11, vs. Chaminade, 11/20/07

Field Goals Made
 Season: 8, twice
 Career: 8, twice

3 PT FG Made
 Season: 3, vs. Okla. St., 11/19/07
 Career: 3, vs. Okla. St., 11/19/07

Free Throws Made
 Season: 6, twice
 Career: 6, twice

Assists
 Season: 1, five times
 Career: 1, 12 times

Blocks
 Season: 6, vs. McNeese, 11/14/07
 Career: 6, vs. McNeese, 11/14/07

Steals
 Season: 3, vs. NW St., 12/15/07
 Career: 3, vs. NW St., 12/15/07

Minutes Played
 Season: 37, vs. Okla. St., 11/19/07
 Career: 37, vs. Okla. St., 11/19/07

Top Career Scoring Games

1. 20 vs. Southern, 11/30/07
2. 19 vs. Oklahoma State, 11/19/07
3. 18 vs. Chaminade, 11/20/07
4. 16 vs. Northwestern State, 12/15/07
4. 16 vs. Nicholls State, 11/28/07
6. 13 vs. Alabama, 1/31/07
7. 11 at Villanova, 12/6/07
7. 11 vs. Arizona State, 11/21/07
9. 9 vs. Arkansas, 2/10/07
9. 9 vs. Nicholls State, 11/17/06

Jay Bilas' ESPN.com All-Maui Team, Nov. 21
LSU Athlete of the Week, Nov. 22

Junior Season (2007-08)

Scored in double figures in every start (7) this season with 16 vs. Northwestern State (12/15) ... Made 18 straight free throws over four games before streak snapped on fifth attempt at Villanova (12/6) ... Career scoring night against Southern (11/30), for second straight game made all six free throw attempts ... Fourth straight double figure game against Nicholls State (11/29) ... Averaged 16 points for the three Maui games ... Back-to-back strong games with his first double-double against Chaminade (11/20) ... Had a career day, hitting three treys and scoring 19 points against Oklahoma State (11/19) ... Moved into the starting lineup against McNeese (11/14) with four points and six blocks ... Two points on a dunk in opener (11/12) ... Averaged 8.5 points and 5.0 rebounds in 20 minutes during the two exhibitions ... Johnson had nine points, three assists in 14 minutes in first exhibition ... Johnson averaged 9.3 points per game and 6.3 rebounds with seven blocks in the three-game exhibition tour of Canada

Johnson's Game-by-Game Statistics

2007-08

OPPONENT	MIN	FG	3FG	FT	REB	PF/D	A	TO	BLK	STL	PTS
Southeastern La.	13	1-4	0-2	0-0	2	0-0	0	0	1	1	2
McNeese State	26	2-4	0-1	0-0	3	3-0	1	2	6	0	4
Oklahoma State	37	8-9	3-4	0-0	5	2-0	1	7	0	0	19
Chaminade	34	8-15	0-1	2-3	11	1-0	1	1	3	1	18
Arizona State	21	4-5	1-1	2-2	5	5-1	1	5	2	1	11
Nicholls State	24	5-7	0-1	6-6	6	2-0	0	3	3	1	16
Southern	26	7-10	0-0	6-6	5	1-0	0	2	2	1	20
Villanova	32	3-5	0-2	5-6	4	2-0	0	3	3	1	11
Northwestern St.	33	6-8	2-2	2-2	2	1-0	1	2	1	3	16
Wichita State											
Oregon State											
Washington											
Tulane											
Texas A&M											
Mississippi St.											
Ole Miss											
Auburn											
Vanderbilt											
Arkansas											
Auburn											
Alabama											
Tennessee											
Florida											
Kentucky											
Arkansas											
Ole Miss											
South Carolina											
Georgia											
Alabama											
Mississippi State											

Chris Johnson's Career Stats

YEAR	GP-GS	MIN/AVG	FG-FGA	PCT.	3FG-FGA	PCT.	FT-FTA	PCT.	REB-AVG	PF-FO	AST	TO	BLK	STL	PTS-AVG.
05-06	10-0	43/4.3	6-18	.333	0-6	.000	1-2	.500	7-0.7	2-0	3	6	3	2	13-1.3
06-07	18-2	122/6.8	24-43	.558	3-6	.500	7-11	.636	29-1.6	19-0	3	8	12	2	58-3.2
07-08	9-8	246/27.3	44-67	.657	6-14	.429	23-25	.920	43-4.8	17-1	5	25	21	9	117-13.0
Totals	37-10	411/11.2	74-128	.578	9-26	.346	31-38	.816	79-2.1	38-1	11	39	36	13	188/5.1



Alex Farrer

Guard • 6-5 • 200 • Sophomore • 1VL • Phoenix, Ariz. • St. Mary's HS

30

Top Performances

Points
 Season: 4, Arizona St., 11/21/07
 Career: 5, twice

Rebounds
 Season: 2, vs. NW State, 12/15/07
 Career: 2, four times

Field Goals Made
 Season: 1, Arizona St., 11/21/07
 Career: 1, five times

3 PT FG Made
 Season: 1, Arizona St., 11/21/07
 Career: 1, five times

Free Throws Made
 Season: 1, three times
 Career: 2, twice

Assists
 Season: 2, Arizona St., 11/21/07
 Career: 2, twice

Blocks
 Season:
 Career:

Steals
 Season:
 Career: 1, twice

Minutes Played
 Season: 22, vs. Arizona St., 11/21/07
 Career: 22, vs. Arizona St., 11/21/07

Top Career Scoring Games

1. 5 vs. McNeese State, 11/29/06
1. 5 vs. Nicholls State, 11/17/06
3. 4 vs. Arizona State, 11/21/07
4. 3 vs. South Carolina, 3/3/07
4. 3 at Kentucky, 2/20/07
6. 2 vs. UL-Monroe, 11/19/06
7. 1 vs. Northwestern State, 12/15/07
7. 1 vs. Nicholls State, 11/28/07

Sophomore Season (2007-08)

Came in for first time in Chaminade game (11/20), took a blow to the nose, came down and got an assist before going to the bench for treatment ... Farr failed to score in either exhibition contest ... Started one game in Canada, averaged 4.3 points per game and hit three treys.

Farrer's Game-by-Game Statistics

2007-08

OPPONENT	MIN	FG	3FG	FT	REB	PF/D	A	TO	BLK	STL	PTS
Southeastern La.	DNP										
McNeese State	DNP										
Oklahoma State	DNP										
Chaminade	0+	0-0	0-0	0-0	0	0-0	1	0	0	0	0
Arizona State	22	1-2	1-1	1-2	1	1-0	2	1	0	0	4
Nicholls State	8	0-0	0-0	1-2	1	1-0	1	2	0	0	1
Southern	2	0-0	0-0	0-0	0	0-0	0	0	0	0	0
Villanova	DNP										
Northwestern St.	8	0-0	0-0	1-2	2	0-0	0	1	0	0	1
Wichita State											
Oregon State											
Washington											
Tulane											
Texas A&M											
Mississippi St.											
Ole Miss											
Auburn											
Vanderbilt											
Arkansas											
Auburn											
Alabama											
Tennessee											
Florida											
Kentucky											
Arkansas											
Ole Miss											
South Carolina											
Georgia											
Alabama											
Mississippi State											

Alex Farrer's Career Stats

YEAR	GP-GS	MIN/AVG	FG-FGA	PCT.	3FG-FGA	PCT.	FT-FTA	PCT.	REB-AVG	PF-FO	AST	TO	BLK	STL	PTS-AVG.
06-07	14-0	86/6.1	5-23	.217	4-20	.200	4-6	.667	14-1.0	7-0	6	5	2	0	18-1.3
07-08	5-0	49/9.8	1-3	.333	1-2	.500	3-6	.500	6-1.2	3-0	4	5	0	0	6-1.2
Totals	19-0	135/7.1	6-26	.231	5-22	.227	7-12	.583	20-1.1	10-0	10	10	2	0	24-1.3

LSU Season Schedule/Results & Leaders (as of Dec 17, 2007)
All games

RECORD:	OVERALL	HOME	AWAY	NEUTRAL
ALL GAMES.....	(6-3)	(5-0)	(0-1)	(1-2)
CONFERENCE.....	(0-0)	(0-0)	(0-0)	(0-0)
NON-CONFERENCE.....	(6-3)	(5-0)	(0-1)	(1-2)

DATE	TIME	OPPONENT		SCORE	ATTEND	HIGH POINTS	HIGH REBOUNDS
11/12/07	7:00 pm	SOUTHEASTERN LOUISIANA	W	72-62	8171	(27)Thornton, Marcus	(13)Randolph, Anthony
11/14/07	7:00 pm	MCNEESE STATE	W	78-74	7891	(24)Thornton, Marcus	(14)Mitchell, Tasmin
11-19-07	12 p.m.	& vs OKLAHOMA STATE		77-83	L 2500	(20)Thornton, Marcus	(6)Martin, Terry
11-20-07	8:30 a.m.	& vs CHAMINADE	W	78-72	2500	(21)Randolph, Anthony	(11)Johnson, Chris
11-21-07	9 a.m.	& vs ARIZONA STATE		84-87	LOT 2500	(21)Randolph, Anthony	(12)Thornton, Marcus
11/28/07	7:00 pm	NICHOLLS STATE	W	68-41	7704	(24)Thornton, Marcus	(7)Randolph, Anthony
11/30/07	7:00 pm	SOUTHERN UNIVERSITY	W	88-45	7719	(24)Randolph, Anthony	(11)Randolph, Anthony
12/06/07	9:30 PM	# at Villanova		67-68	L 9212	(15)Thornton, Marcus	(13)Thornton, Marcus
12/15/07	7:00 pm	NORTHWESTERN STATE	W	82-58	7809	(22)Thornton, Marcus	(8)Randolph, Anthony

* SEC Games
& EA Sports Maui Invitational
Pizza Hut Big East/SEC Invitational

ATTENDANCE SUMMARY	GAMES	TOTALS	AVG/GAME
HOME.....	5	39294	7859
AWAY.....	1	9212	9212
NEUTRAL.....	3	7500	2500
TOTAL.....	9	56006	6223

LSU Combined Team Statistics (as of Dec 17, 2007)
All games

RECORD:	OVERALL	HOME	AWAY	NEUTRAL
ALL GAMES.....	(6-3)	(5-0)	(0-1)	(1-2)
CONFERENCE.....	(0-0)	(0-0)	(0-0)	(0-0)
NON-CONFERENCE.....	(6-3)	(5-0)	(0-1)	(1-2)

##	Player	GP-GS	Min--Avg	---TOTAL---		---3-PTS---		FT-FTA	Pct	----REBOUNDS----				PF	FO	A	TO	Blk	Stl	Pts	Avg
				FG-FGA	Pct	3FG-FGA	Pct			Off	Def	Tot	Avg								
05	Thornton, Marcus...	9-9	300 33.3	62-135	.459	25-68	.368	27-34	.794	19	34	53	5.9	18	0	14	18	5	15	176	19.6
03	Randolph, Anthony..	9-9	256 28.4	52-92	.565	2-11	.182	27-40	.675	16	57	73	8.1	22	1	17	23	30	13	133	14.8
21	Johnson, Chris.....	9-8	246 27.3	44-67	.657	6-14	.429	23-25	.920	12	31	43	4.8	17	1	5	25	21	9	117	13.0
13	Martin, Terry.....	9-9	242 26.9	31-82	.378	15-44	.341	5-9	.556	9	29	38	4.2	16	0	17	18	6	4	82	9.1
11	Spencer, Bo.....	9-0	217 24.1	21-44	.477	14-32	.438	13-16	.813	4	13	17	1.9	15	0	26	18	1	5	69	7.7
01	Mitchell, Tasmin...	3-3	66 22.0	7-21	.333	0-5	.000	8-10	.800	5	12	17	5.7	8	0	6	9	1	7	22	7.3
14	Temple, Garrett....	9-7	294 32.7	16-35	.457	6-19	.316	23-31	.742	6	25	31	3.4	26	0	32	24	10	15	61	6.8
02	Mason, Dameon.....	5-0	77 15.4	4-14	.286	0-0	.000	3-8	.375	1	11	12	2.4	10	0	4	3	3	2	11	2.2
20	Green, Garrett.....	7-0	72 10.3	7-12	.583	0-0	.000	1-3	.333	4	16	20	2.9	15	1	2	6	2	1	15	2.1
30	Farrer, Alex.....	5-0	49 9.8	1-3	.333	1-2	.500	3-6	.500	1	5	6	1.2	3	0	4	5	0	0	6	1.2
10	Terrebonne, Greg...	3-0	6 2.0	1-3	.333	0-0	.000	0-0	.000	0	0	0	0.0	0	0	2	1	0	0	2	0.7
TEAM.....										15	14	29	3.2	1							
Total.....		9	1825	246-508	.484	69-195	.354	133-182	.731	92	247	339	37.7	151	3	129	151	79	71	694	77.1
Opponents.....		9	1825	214-569	.376	62-191	.325	100-154	.649	135	199	334	37.1	168	5	93	143	25	78	590	65.6

TEAM STATISTICS	LS	OPP	DATE	OPPONENT	W/L	SCORE	ATTEND
SCORING.....	694	590	11/12/07	SOUTHEASTERN LOUISIANA	W	72-62	8171
Points per game.....	77.1	65.6	11/14/07	MCNEESE STATE	W	78-74	7891
Scoring margin.....	+11.6	-	&11-19-07	vs OKLAHOMA STATE	L	77-83	2500
FIELD GOALS-ATT.....	246-508	214-569	&11-20-07	vs CHAMINADE	W	78-72	2500
Field goal pct.....	.484	.376	&11-21-07	vs ARIZONA STATE	LOT	84-87	2500
3 POINT FG-ATT.....	69-195	62-191	11/28/07	NICHOLLS STATE	W	68-41	7704
3-point FG pct.....	.354	.325	11/30/07	SOUTHERN UNIVERSITY	W	88-45	7719
3-pt FG made per game..	7.7	6.9	#12/06/07	at Villanova	L	67-68	9212
FREE THROWS-ATT.....	133-182	100-154	12/15/07	NORTHWESTERN STATE	W	82-58	7809
Free throw pct.....	.731	.649	* SEC Games				
REBOUNDS.....	339	334	& EA Sports Maui Invitational				
Rebounds per game.....	37.7	37.1	# Pizza Hut Big East/SEC Invitational				
Rebounding margin.....	+0.6	-					
ASSISTS.....	129	93					
Assists per game.....	14.3	10.3					
TURNOVERS.....	151	143					
Turnovers per game.....	16.8	15.9					
Turnover margin.....	-0.9	-					
Assist/turnover ratio..	0.9	0.7					
STEALS.....	71	78					
Steals per game.....	7.9	8.7					
BLOCKS.....	79	25					
Blocks per game.....	8.8	2.8					
WINNING STREAK.....	1	-					
Home win streak.....	5	-					
ATTENDANCE.....	39294	16712					
Home games-Avg/Game....	5-7859	1-9212					
Neutral site-Avg/Game..	-	3-2500					

SCORE BY PERIODS:	1st	2nd	OT	Total
LSU.....	298	390	6	- 694
Opponents.....	276	305	9	- 590

LSU Category Leaders (as of Dec 17, 2007)
All games

FG PERCENTAGE	FG ATT	Pct
Johnson, Chris.....	44 67	.657
Green, Garrett.....	7 12	.583
Randolph, Anthony...	52 92	.565
Spencer, Bo.....	21 44	.477
Thornton, Marcus....	62 135	.459
Temple, Garrett.....	16 35	.457
Martin, Terry.....	31 82	.378
Terrebonne, Greg....	1 3	.333
Farrer, Alex.....	1 3	.333
Mitchell, Tasmin....	7 21	.333
Mason, Dameon.....	4 14	.286

3-POINT PERCENTAGE	3FG ATT	Pct
Farrer, Alex.....	1 2	.500
Spencer, Bo.....	14 32	.438
Johnson, Chris.....	6 14	.429
Thornton, Marcus....	25 68	.368
Martin, Terry.....	15 44	.341
Temple, Garrett.....	6 19	.316
Randolph, Anthony...	2 11	.182
Mitchell, Tasmin....	0 5	.000

FT PERCENTAGE	FT ATT	Pct
Johnson, Chris.....	23 25	.920
Spencer, Bo.....	13 16	.813
Mitchell, Tasmin....	8 10	.800
Thornton, Marcus....	27 34	.794
Temple, Garrett.....	23 31	.742
Randolph, Anthony...	27 40	.675
Martin, Terry.....	5 9	.556
Farrer, Alex.....	3 6	.500
Mason, Dameon.....	3 8	.375
Green, Garrett.....	1 3	.333

POINTS	G	Pts	Pts/G
Thornton, Marcus....	9	176	19.6
Randolph, Anthony...	9	133	14.8
Johnson, Chris.....	9	117	13.0
Martin, Terry.....	9	82	9.1
Spencer, Bo.....	9	69	7.7
Temple, Garrett.....	9	61	6.8
Mitchell, Tasmin....	3	22	7.3
Green, Garrett.....	7	15	2.1
Mason, Dameon.....	5	11	2.2
Farrer, Alex.....	5	6	1.2
Terrebonne, Greg....	3	2	0.7

FIELD GOAL ATTEMPTS	G	Att	Att/G
Thornton, Marcus....	9	135	15.0
Randolph, Anthony...	9	92	10.2
Martin, Terry.....	9	82	9.1
Johnson, Chris.....	9	67	7.4
Spencer, Bo.....	9	44	4.9

FIELD GOALS MADE	G	Made	Made/G
Thornton, Marcus....	9	62	6.9
Randolph, Anthony...	9	52	5.8
Johnson, Chris.....	9	44	4.9
Martin, Terry.....	9	31	3.4
Spencer, Bo.....	9	21	2.3

3-POINT FG ATTEMPTS	G	Att	Att/G
Thornton, Marcus....	9	68	7.6
Martin, Terry.....	9	44	4.9
Spencer, Bo.....	9	32	3.6
Temple, Garrett.....	9	19	2.1
Johnson, Chris.....	9	14	1.6

3-POINT FGS MADE	G	Made	Made/G
Thornton, Marcus....	9	25	2.8
Martin, Terry.....	9	15	1.7
Spencer, Bo.....	9	14	1.6
Temple, Garrett.....	9	6	0.7
Johnson, Chris.....	9	6	0.7

FREE THROW ATTEMPTS	G	Att	Att/G
Randolph, Anthony...	9	40	4.4
Thornton, Marcus....	9	34	3.8
Temple, Garrett.....	9	31	3.4
Johnson, Chris.....	9	25	2.8
Spencer, Bo.....	9	16	1.8

FREE THROWS MADE	G	Made	Made/G
Randolph, Anthony...	9	27	3.0
Thornton, Marcus....	9	27	3.0
Temple, Garrett.....	9	23	2.6
Johnson, Chris.....	9	23	2.6
Spencer, Bo.....	9	13	1.4

SCORING AVERAGE	G	Pts	Avg/G
Thornton, Marcus....	9	176	19.6
Randolph, Anthony...	9	133	14.8
Johnson, Chris.....	9	117	13.0
Martin, Terry.....	9	82	9.1
Spencer, Bo.....	9	69	7.7
Mitchell, Tasmin....	3	22	7.3
Temple, Garrett.....	9	61	6.8
Mason, Dameon.....	5	11	2.2
Green, Garrett.....	7	15	2.1
Farrer, Alex.....	5	6	1.2
Terrebonne, Greg....	3	2	0.7
TEAM.....	9	0	0.0

LSU Category Leaders (as of Dec 17, 2007)
All games

REBOUNDS	G	Reb	Reb/G
Randolph, Anthony...	9	73	8.1
Thornton, Marcus....	9	53	5.9
Johnson, Chris.....	9	43	4.8
Martin, Terry.....	9	38	4.2
Temple, Garrett.....	9	31	3.4

REBOUND AVERAGE	G	Reb	Avg/G
Randolph, Anthony...	9	73	8.1
Thornton, Marcus....	9	53	5.9
Mitchell, Tasmin....	3	17	5.7
Johnson, Chris.....	9	43	4.8
Martin, Terry.....	9	38	4.2

OFFENSIVE REBOUNDS	G	No.	Avg/G
Thornton, Marcus....	9	19	2.1
Randolph, Anthony...	9	16	1.8
Johnson, Chris.....	9	12	1.3
Martin, Terry.....	9	9	1.0
Temple, Garrett.....	9	6	0.7

DEFENSIVE REBOUNDS	G	No.	Avg/G
Randolph, Anthony...	9	57	6.3
Thornton, Marcus....	9	34	3.8
Johnson, Chris.....	9	31	3.4
Martin, Terry.....	9	29	3.2
Temple, Garrett.....	9	25	2.8

FOULS	G	No.	Per/G
Temple, Garrett.....	9	26	2.9
Randolph, Anthony...	9	22	2.4
Thornton, Marcus....	9	18	2.0
Johnson, Chris.....	9	17	1.9
Martin, Terry.....	9	16	1.8

FOULOUTS	G	No.
Randolph, Anthony...	9	1
Johnson, Chris.....	9	1
Green, Garrett.....	7	1

ASSISTS	G	No.	A/G
Temple, Garrett.....	9	32	3.6
Spencer, Bo.....	9	26	2.9
Randolph, Anthony...	9	17	1.9
Martin, Terry.....	9	17	1.9
Thornton, Marcus....	9	14	1.6

STEALS	G	No.	S/G
Temple, Garrett.....	9	15	1.7
Thornton, Marcus....	9	15	1.7
Randolph, Anthony...	9	13	1.4
Johnson, Chris.....	9	9	1.0
Mitchell, Tasmin....	3	7	2.3

BLOCKED SHOTS	G	No.	Blk/G
Randolph, Anthony...	9	30	3.3
Johnson, Chris.....	9	21	2.3
Temple, Garrett.....	9	10	1.1
Martin, Terry.....	9	6	0.7
Thornton, Marcus....	9	5	0.6

MINUTES	G	No.	Min/G
Thornton, Marcus....	9	300	33.3
Temple, Garrett.....	9	294	32.7
Randolph, Anthony...	9	256	28.4
Johnson, Chris.....	9	246	27.3
Martin, Terry.....	9	242	26.9

TURNOVERS	G	No.	TO/G
Johnson, Chris.....	9	25	2.8
Temple, Garrett.....	9	24	2.7
Randolph, Anthony...	9	23	2.6
Martin, Terry.....	9	18	2.0
Thornton, Marcus....	9	18	2.0
Spencer, Bo.....	9	18	2.0

LSU Team Game-by-Game (as of Dec 17, 2007)
All games

TEAM STATISTICS

Opponent	Date	Score	W/L	---TOTAL---		--3-PTRS--		----REBOUNDS----		PF	A	TO	Blk	Stl	Pts---Avg					
				FG-FGA	Pct	3FG-FGA	Pct	FT-FTA	Pct							Off	Def	Tot	Avg	
SOUTHEASTERN LOUISIAN	11/12/07	72-62	W	26-51	.510	6-16	.375	14-20	.700	3	26	29	29.0	15	13	14	8	11	72	72.0
MCNEESE STATE	11/14/07	78-74	W	27-56	.482	3-18	.167	21-29	.724	12	26	38	33.5	11	13	14	11	9	78	75.0
vs OKLAHOMA STATE	11-19-07	77-83	L	25-53	.472	11-25	.440	16-18	.889	9	22	31	32.7	25	14	26	7	5	77	75.7
vs CHAMINADE	11-20-07	78-72	W	32-68	.471	7-21	.333	7-14	.500	14	27	41	34.8	13	12	11	11	8	78	76.2
vs ARIZONA STATE	11-21-07	84-87	Lot	29-62	.468	12-33	.364	14-16	.875	13	24	37	35.2	25	18	20	5	4	84	77.8
NICHOLLS STATE	11/28/07	68-41	W	25-48	.521	7-20	.350	11-15	.733	13	26	39	35.8	13	10	21	9	7	68	76.2
SOUTHERN UNIVERSITY	11/30/07	88-45	W	35-65	.538	7-19	.368	11-15	.733	14	37	51	38.0	16	18	12	7	8	88	77.9
at Villanova	12/06/07	67-68	L	22-52	.423	7-23	.304	16-25	.640	9	30	39	38.1	23	14	16	14	7	67	76.5
NORTHWESTERN STATE	12/15/07	82-58	W	25-53	.472	9-20	.450	23-30	.767	5	29	34	37.7	10	17	17	7	12	82	77.1
LSU		694		246-508	.484	69-195	.354	133-182	.731	92	247	339	37.7	151	129	151	79	71	694	77.1
Opponents		590		214-569	.376	62-191	.325	100-154	.649	135	199	334	37.1	168	93	143	25	78	590	65.6

Games played: 9
Points/game: 77.1
FG Pct: 48.4
3FG Pct: 35.4
FT Pct: 73.1

Rebounds/game: 37.7
Assists/game: 14.3
Turnovers/game: 16.8
Assist/turnover ratio: 0.9
Steals/game: 7.9
Blocks/game: 8.8

LSU Opponent Game-by-Game (as of Dec 17, 2007)
All games

OPPONENT STATISTICS

Opponent	Date	Score	W/L	---TOTAL---		--3-PTRS--		FT-FTA		----REBOUNDS----				PF	A	TO	Blk	Stl	Pts	Avg
				FG-FGA	Pct	3FG-FGA	Pct	Pct	Off	Def	Tot	Avg								
SOUTHEASTERN LOUISIAN	11/12/07	72-62	W	25-63	.397	4-19	.211	8-14	.571	14	24	38	38.0	20	6	16	1	7	62	62.0
MCNEESE STATE	11/14/07	78-74	W	29-64	.453	12-23	.522	4-6	.667	10	21	31	34.5	22	10	14	5	7	74	68.0
vs OKLAHOMA STATE	11-19-07	77-83	L	27-58	.466	9-20	.450	20-24	.833	11	21	32	33.7	21	12	18	3	12	83	73.0
vs CHAMINADE	11-20-07	78-72	W	27-71	.380	13-33	.394	5-7	.714	18	27	45	36.5	16	15	14	0	5	72	72.8
vs ARIZONA STATE	11-21-07	84-87	Lot	31-62	.500	6-21	.286	19-29	.655	12	22	34	36.0	18	15	14	4	9	87	75.6
NICHOLLS STATE	11/28/07	68-41	W	16-53	.302	5-24	.208	4-14	.286	16	12	28	34.7	16	10	19	0	14	41	69.8
SOUTHERN UNIVERSITY	11/30/07	88-45	W	16-65	.246	3-19	.158	10-19	.526	17	18	35	34.7	14	4	14	4	9	45	66.3
at Villanova	12/06/07	67-68	L	21-62	.339	3-9	.333	23-34	.676	17	26	43	35.8	18	10	13	4	9	68	66.5
NORTHWESTERN STATE	12/15/07	82-58	W	22-71	.310	7-23	.304	7-7	1.000	20	28	48	37.1	23	11	21	4	6	58	65.6
Opponents		590		214-569	.376	62-191	.325	100-154	.649	135	199	334	37.1	168	93	143	25	78	590	65.6
LSU		694		246-508	.484	69-195	.354	133-182	.731	92	247	339	37.7	151	129	151	79	71	694	77.1

Games played: 9
Points/game: 65.6
FG Pct: 37.6
3FG Pct: 32.5
FT Pct: 64.9

Rebounds/game: 37.1
Assists/game: 10.3
Turnovers/game: 15.9
Assist/turnover ratio: 0.7
Steals/game: 8.7
Blocks/game: 2.8

LSU Game-by-Game Points-Rebounds-Assists (as of Dec 17, 2007)
All games

Opponent	Date	Score	WL	01 MITCHELL, MASON, DAM	02 RANDOLPH, THORNTON, TERREBONN	03 SPENCER, B	05 MARTIN, TE	10 TEMPLE, GA	11 GREEN, GAR	13	14	20
SOUTHEASTERN LOUISIANA	11/12/07	72-62	W	6- 2- 3	5- 1- 0	19-13- 2	27- 2- 2	DNP	7- 1- 2	6- 4- 3	0- 1- 1	DNP
MCNEESE STATE	11/14/07	78-74	W	16-14- 3	DNP	12- 7- 3	24- 3- 2	DNP	2- 1- 0	11- 5- 2	9- 2- 2	DNP
vs OKLAHOMA STATE	11-19-07	77-83	L	0- 1- 0	DNP	5- 5- 2	20- 3- 1	DNP	10- 1- 4	5- 6- 0	17- 3- 5	1- 2- 1
vs CHAMINADE	11-20-07	78-72	W	DNP	DNP	21- 9- 2	4- 2- 0	DNP	11- 3- 2	13- 7- 1	9- 4- 4	2- 4- 1
vs ARIZONA STATE	11-21-07	84-87	OL	DNP	DNP	21- 7- 1	18-12- 1	DNP	14- 2- 3	3- 2- 3	11- 5- 7	2- 0- 0
NICHOLLS STATE	11/28/07	68-41	W	DNP	2- 4- 1	6- 7- 1	24- 6- 1	0- 0- 0	11- 4- 3	4- 2- 1	0- 3- 2	4- 5- 0
SOUTHERN UNIVERSITY	11/30/07	88-45	W	DNP	2- 4- 2	24-11- 1	22- 7- 3	2- 0- 2	0- 1- 6	11- 7- 1	3- 4- 3	4- 8- 0
at Villanova	12/06/07	67-68	L	DNP	2- 3- 0	12- 6- 1	15-13- 2	DNP	5- 1- 3	14- 2- 2	8- 3- 6	0- 0- 0
NORTHWESTERN STATE	12/15/07	82-58	W	DNP	0- 0- 1	13- 8- 4	22- 5- 2	0- 0- 0	9- 3- 3	15- 3- 4	4- 6- 2	2- 1- 0

Opponent	Date	Score	WL	21 JOHNSON, C	30 FARRER, AL
SOUTHEASTERN LOUISIANA	11/12/07	72-62	W	2- 2- 0	DNP
MCNEESE STATE	11/14/07	78-74	W	4- 3- 1	DNP
vs OKLAHOMA STATE	11-19-07	77-83	L	19- 5- 1	DNP
vs CHAMINADE	11-20-07	78-72	W	18-11- 1	0- 0- 1
vs ARIZONA STATE	11-21-07	84-87	OL	11- 5- 1	4- 1- 2
NICHOLLS STATE	11/28/07	68-41	W	16- 6- 0	1- 1- 1
SOUTHERN UNIVERSITY	11/30/07	88-45	W	20- 5- 0	0- 2- 0
at Villanova	12/06/07	67-68	L	11- 4- 0	DNP
NORTHWESTERN STATE	12/15/07	82-58	W	16- 2- 1	1- 2- 0

LSU Team High/Low Analysis (as of Dec 17, 2007)
All games

LSU - TEAM GAME HIGHS

POINTS.....	88	vs Southern University (11/30/07)
	84	vs ARIZONA STATE (11-21-07)
	82	vs Northwestern State (12/15/07)
	78	vs CHAMINADE (11-20-07)
	78	vs McNeese State (11/14/07)
FIELD GOALS MADE.....	35	vs Southern University (11/30/07)
	32	vs CHAMINADE (11-20-07)
	29	vs ARIZONA STATE (11-21-07)
FIELD GOAL ATTEMPTS.....	68	vs CHAMINADE (11-20-07)
	65	vs Southern University (11/30/07)
	62	vs ARIZONA STATE (11-21-07)
FIELD GOAL PERCENTAGE.....	.538 (35-65)	vs Southern University (11/30/07)
	.521 (25-48)	vs Nicholls State (11/28/07)
	.510 (26-51)	vs Southeastern Louisiana (11/12/07)
3 PT FIELD GOALS MADE.....	12	vs ARIZONA STATE (11-21-07)
	11	vs OKLAHOMA STATE (11-19-07)
	9	vs Northwestern State (12/15/07)
3 PT FG ATTEMPTS.....	33	vs ARIZONA STATE (11-21-07)
	25	vs OKLAHOMA STATE (11-19-07)
	23	at Villanova (12/06/07)
3 PT FG PERCENTAGE.....	.450 (9-20)	vs Northwestern State (12/15/07)
	.440 (11-25)	vs OKLAHOMA STATE (11-19-07)
	.375 (6-16)	vs Southeastern Louisiana (11/12/07)
FREE THROWS MADE.....	23	vs Northwestern State (12/15/07)
	21	vs McNeese State (11/14/07)
	16	at Villanova (12/06/07)
	16	vs OKLAHOMA STATE (11-19-07)
FREE THROW ATTEMPTS.....	30	vs Northwestern State (12/15/07)
	29	vs McNeese State (11/14/07)
	25	at Villanova (12/06/07)
FREE THROW PERCENTAGE.....	.889 (16-18)	vs OKLAHOMA STATE (11-19-07)
	.875 (14-16)	vs ARIZONA STATE (11-21-07)
	.767 (23-30)	vs Northwestern State (12/15/07)
REBOUNDS.....	51	vs Southern University (11/30/07)
	41	vs CHAMINADE (11-20-07)
	39	at Villanova (12/06/07)
	39	vs Nicholls State (11/28/07)
ASSISTS.....	18	vs Southern University (11/30/07)
	18	vs ARIZONA STATE (11-21-07)
	17	vs Northwestern State (12/15/07)
STEALS.....	12	vs Northwestern State (12/15/07)
	11	vs Southeastern Louisiana (11/12/07)
	9	vs McNeese State (11/14/07)
BLOCKED SHOTS.....	14	at Villanova (12/06/07)
	11	vs CHAMINADE (11-20-07)
	11	vs McNeese State (11/14/07)
TURNOVERS.....	26	vs OKLAHOMA STATE (11-19-07)
FOULS.....	25	vs ARIZONA STATE (11-21-07)
	25	vs OKLAHOMA STATE (11-19-07)
	23	at Villanova (12/06/07)

LSU High/Low Analysis (as of Dec 17, 2007)
All games

Opponent - GAME HIGHS

POINTS.....	87	vs ARIZONA STATE (11-21-07)
	83	vs OKLAHOMA STATE (11-19-07)
	74	vs McNeese State (11/14/07)
	72	vs CHAMINADE (11-20-07)
	68	at Villanova (12/06/07)
FIELD GOALS MADE.....	31	vs ARIZONA STATE (11-21-07)
	29	vs McNeese State (11/14/07)
	27	vs CHAMINADE (11-20-07)
	27	vs OKLAHOMA STATE (11-19-07)
FIELD GOAL ATTEMPTS.....	71	vs Northwestern State (12/15/07)
	71	vs CHAMINADE (11-20-07)
	65	vs Southern University (11/30/07)
FIELD GOAL PERCENTAGE.....	.500 (31-62)	vs ARIZONA STATE (11-21-07)
	.466 (27-58)	vs OKLAHOMA STATE (11-19-07)
	.453 (29-64)	vs McNeese State (11/14/07)
3 PT FIELD GOALS MADE.....	13	vs CHAMINADE (11-20-07)
	12	vs McNeese State (11/14/07)
	9	vs OKLAHOMA STATE (11-19-07)
3 PT FG ATTEMPTS.....	33	vs CHAMINADE (11-20-07)
	24	vs Nicholls State (11/28/07)
	23	vs Northwestern State (12/15/07)
	23	vs McNeese State (11/14/07)
3 PT FG PERCENTAGE.....	.522 (12-23)	vs McNeese State (11/14/07)
	.450 (9-20)	vs OKLAHOMA STATE (11-19-07)
	.394 (13-33)	vs CHAMINADE (11-20-07)
FREE THROWS MADE.....	23	at Villanova (12/06/07)
	20	vs OKLAHOMA STATE (11-19-07)
	19	vs ARIZONA STATE (11-21-07)
FREE THROW ATTEMPTS.....	34	at Villanova (12/06/07)
	29	vs ARIZONA STATE (11-21-07)
	24	vs OKLAHOMA STATE (11-19-07)
FREE THROW PERCENTAGE.....	1.000 (7-7)	vs Northwestern State (12/15/07)
	.833 (20-24)	vs OKLAHOMA STATE (11-19-07)
	.714 (5-7)	vs CHAMINADE (11-20-07)
REBOUNDS.....	48	vs Northwestern State (12/15/07)
	45	vs CHAMINADE (11-20-07)
	43	at Villanova (12/06/07)
ASSISTS.....	15	vs ARIZONA STATE (11-21-07)
	15	vs CHAMINADE (11-20-07)
	12	vs OKLAHOMA STATE (11-19-07)
STEALS.....	14	vs Nicholls State (11/28/07)
	12	vs OKLAHOMA STATE (11-19-07)
	9	at Villanova (12/06/07)
	9	vs Southern University (11/30/07)
	9	vs ARIZONA STATE (11-21-07)
BLOCKED SHOTS.....	5	vs McNeese State (11/14/07)
	4	vs Northwestern State (12/15/07)
	4	at Villanova (12/06/07)
	4	vs Southern University (11/30/07)
	4	vs ARIZONA STATE (11-21-07)
TURNOVERS.....	21	vs Northwestern State (12/15/07)
FOULS.....	23	vs Northwestern State (12/15/07)
	22	vs McNeese State (11/14/07)
	21	vs OKLAHOMA STATE (11-19-07)

LSU High/Low Analysis (as of Dec 17, 2007)
All games

LSU - GAME LOWS

POINTS.....	67	at Villanova (12/06/07)
	68	vs Nicholls State (11/28/07)
	72	vs Southeastern Louisiana (11/12/07)
	77	vs OKLAHOMA STATE (11-19-07)
	78	vs McNeese State (11/14/07)
	78	vs CHAMINADE (11-20-07)
FIELD GOALS MADE.....	22	at Villanova (12/06/07)
	25	vs OKLAHOMA STATE (11-19-07)
	25	vs Nicholls State (11/28/07)
	25	vs Northwestern State (12/15/07)
FIELD GOAL ATTEMPTS.....	48	vs Nicholls State (11/28/07)
	51	vs Southeastern Louisiana (11/12/07)
	52	at Villanova (12/06/07)
FIELD GOAL PERCENTAGE.....	.423 (22-52)	at Villanova (12/06/07)
	.468 (29-62)	vs ARIZONA STATE (11-21-07)
	.471 (32-68)	vs CHAMINADE (11-20-07)
3 PT FIELD GOALS MADE.....	3	vs McNeese State (11/14/07)
	6	vs Southeastern Louisiana (11/12/07)
	7	vs CHAMINADE (11-20-07)
	7	vs Nicholls State (11/28/07)
	7	vs Southern University (11/30/07)
	7	at Villanova (12/06/07)
3 PT FG ATTEMPTS.....	16	vs Southeastern Louisiana (11/12/07)
	18	vs McNeese State (11/14/07)
	19	vs Southern University (11/30/07)
3 PT FG PERCENTAGE.....	.167 (3-18)	vs McNeese State (11/14/07)
	.304 (7-23)	at Villanova (12/06/07)
	.333 (7-21)	vs CHAMINADE (11-20-07)
FREE THROWS MADE.....	7	vs CHAMINADE (11-20-07)
	11	vs Nicholls State (11/28/07)
	11	vs Southern University (11/30/07)
FREE THROW ATTEMPTS.....	14	vs CHAMINADE (11-20-07)
	15	vs Nicholls State (11/28/07)
	15	vs Southern University (11/30/07)
FREE THROW PERCENTAGE.....	.500 (7-14)	vs CHAMINADE (11-20-07)
	.640 (16-25)	at Villanova (12/06/07)
	.700 (14-20)	vs Southeastern Louisiana (11/12/07)
REBOUNDS.....	29	vs Southeastern Louisiana (11/12/07)
	31	vs OKLAHOMA STATE (11-19-07)
	34	vs Northwestern State (12/15/07)
ASSISTS.....	10	vs Nicholls State (11/28/07)
	12	vs CHAMINADE (11-20-07)
	13	vs Southeastern Louisiana (11/12/07)
	13	vs McNeese State (11/14/07)
STEALS.....	4	vs ARIZONA STATE (11-21-07)
	5	vs OKLAHOMA STATE (11-19-07)
	7	vs Nicholls State (11/28/07)
	7	at Villanova (12/06/07)
BLOCKED SHOTS.....	5	vs ARIZONA STATE (11-21-07)
	7	vs OKLAHOMA STATE (11-19-07)
	7	vs Southern University (11/30/07)
	7	vs Northwestern State (12/15/07)
TURNOVERS.....	11	vs CHAMINADE (11-20-07)
FOULS.....	10	vs Northwestern State (12/15/07)
	11	vs McNeese State (11/14/07)
	13	vs CHAMINADE (11-20-07)

LSU High/Low Analysis (as of Dec 17, 2007)
All games

Opponent - GAME LOWS

POINTS.....	41	vs Nicholls State (11/28/07)
	45	vs Southern University (11/30/07)
	58	vs Northwestern State (12/15/07)
	62	vs Southeastern Louisiana (11/12/07)
	68	at Villanova (12/06/07)
FIELD GOALS MADE.....	16	vs Nicholls State (11/28/07)
	16	vs Southern University (11/30/07)
	21	at Villanova (12/06/07)
FIELD GOAL ATTEMPTS.....	53	vs Nicholls State (11/28/07)
	58	vs OKLAHOMA STATE (11-19-07)
	62	vs ARIZONA STATE (11-21-07)
	62	at Villanova (12/06/07)
FIELD GOAL PERCENTAGE.....	.246 (16-65)	vs Southern University (11/30/07)
	.302 (16-53)	vs Nicholls State (11/28/07)
	.310 (22-71)	vs Northwestern State (12/15/07)
3 PT FIELD GOALS MADE.....	3	vs Southern University (11/30/07)
	3	at Villanova (12/06/07)
	4	vs Southeastern Louisiana (11/12/07)
3 PT FG ATTEMPTS.....	9	at Villanova (12/06/07)
	19	vs Southeastern Louisiana (11/12/07)
	19	vs Southern University (11/30/07)
3 PT FG PERCENTAGE.....	.158 (3-19)	vs Southern University (11/30/07)
	.208 (5-24)	vs Nicholls State (11/28/07)
	.211 (4-19)	vs Southeastern Louisiana (11/12/07)
FREE THROWS MADE.....	4	vs McNeese State (11/14/07)
	4	vs Nicholls State (11/28/07)
	5	vs CHAMINADE (11-20-07)
FREE THROW ATTEMPTS.....	6	vs McNeese State (11/14/07)
	7	vs CHAMINADE (11-20-07)
	7	vs Northwestern State (12/15/07)
FREE THROW PERCENTAGE.....	.286 (4-14)	vs Nicholls State (11/28/07)
	.526 (10-19)	vs Southern University (11/30/07)
	.571 (8-14)	vs Southeastern Louisiana (11/12/07)
REBOUNDS.....	28	vs Nicholls State (11/28/07)
	31	vs McNeese State (11/14/07)
	32	vs OKLAHOMA STATE (11-19-07)
ASSISTS.....	4	vs Southern University (11/30/07)
	6	vs Southeastern Louisiana (11/12/07)
	10	vs McNeese State (11/14/07)
	10	vs Nicholls State (11/28/07)
	10	at Villanova (12/06/07)
STEALS.....	5	vs CHAMINADE (11-20-07)
	6	vs Northwestern State (12/15/07)
	7	vs Southeastern Louisiana (11/12/07)
	7	vs McNeese State (11/14/07)
BLOCKED SHOTS.....	0	vs CHAMINADE (11-20-07)
	0	vs Nicholls State (11/28/07)
	1	vs Southeastern Louisiana (11/12/07)
TURNOVERS.....	13	at Villanova (12/06/07)
FOULS.....	14	vs Southern University (11/30/07)
	16	vs CHAMINADE (11-20-07)
	16	vs Nicholls State (11/28/07)

LSU Player High/Low Analysis (as of Dec 17, 2007)
All games

LSU - INDIVIDUAL GAME HIGHS

POINTS.....	27	Thornton, Marcus vs Southeastern Louisiana (11/12/07)
	24	Randolph, Anthony vs Southern University (11/30/07)
	24	Thornton, Marcus vs Nicholls State (11/28/07)
	24	Thornton, Marcus vs McNeese State (11/14/07)
	22	Thornton, Marcus vs Northwestern State (12/15/07)
	22	Thornton, Marcus vs Southern University (11/30/07)
FIELD GOALS MADE.....	10	Randolph, Anthony vs Southern University (11/30/07)
	9	Thornton, Marcus vs Southern University (11/30/07)
	9	Thornton, Marcus vs Nicholls State (11/28/07)
	9	Randolph, Anthony vs CHAMINADE (11-20-07)
	8	Randolph, Anthony vs ARIZONA STATE (11-21-07)
	8	Johnson, Chris vs CHAMINADE (11-20-07)
	8	Johnson, Chris vs OKLAHOMA STATE (11-19-07)
	8	Thornton, Marcus vs McNeese State (11/14/07)
	8	Thornton, Marcus vs Southeastern Louisiana (11/12/07)
	FIELD GOAL ATT.....	19
16		Thornton, Marcus vs McNeese State (11/14/07)
15		Thornton, Marcus vs Northwestern State (12/15/07)
15		Thornton, Marcus at Villanova (12/06/07)
15		Thornton, Marcus vs Southern University (11/30/07)
15		Thornton, Marcus vs Nicholls State (11/28/07)
15		Johnson, Chris vs CHAMINADE (11-20-07)
FG PCT (min 7 made).....	.889 (8-9)	Johnson, Chris vs OKLAHOMA STATE (11-19-07)
	.714 (10-14)	Randolph, Anthony vs Southern University (11/30/07)
	.700 (7-10)	Johnson, Chris vs Southern University (11/30/07)
	.643 (9-14)	Randolph, Anthony vs CHAMINADE (11-20-07)
	.636 (7-11)	Randolph, Anthony vs Southeastern Louisiana (11/12/07)
3 PT FG MADE.....	4	Thornton, Marcus vs Northwestern State (12/15/07)
	4	Martin, Terry at Villanova (12/06/07)
	4	Thornton, Marcus vs Southern University (11/30/07)
	4	Thornton, Marcus vs Nicholls State (11/28/07)
	4	Thornton, Marcus vs ARIZONA STATE (11-21-07)
	4	Spencer, Bo vs ARIZONA STATE (11-21-07)
	4	Thornton, Marcus vs Southeastern Louisiana (11/12/07)
3 PT FG ATTEMPTS.....	12	Thornton, Marcus vs ARIZONA STATE (11-21-07)
	10	Thornton, Marcus vs Northwestern State (12/15/07)
	8	Thornton, Marcus vs Nicholls State (11/28/07)
	8	Spencer, Bo vs ARIZONA STATE (11-21-07)
	8	Martin, Terry vs CHAMINADE (11-20-07)
3-PT FG PCT (min 4 made).....	.667 (4-6)	Martin, Terry at Villanova (12/06/07)
	.571 (4-7)	Thornton, Marcus vs Southern University (11/30/07)
	.571 (4-7)	Thornton, Marcus vs Southeastern Louisiana (11/12/07)
	.500 (4-8)	Thornton, Marcus vs Nicholls State (11/28/07)
	.500 (4-8)	Spencer, Bo vs ARIZONA STATE (11-21-07)
FREE THROWS MADE.....	8	Mitchell, Tasmin vs McNeese State (11/14/07)
	7	Randolph, Anthony vs Northwestern State (12/15/07)
	7	Thornton, Marcus vs Southeastern Louisiana (11/12/07)
	6	Johnson, Chris vs Southern University (11/30/07)
	6	Johnson, Chris vs Nicholls State (11/28/07)
	6	Temple, Garrett vs ARIZONA STATE (11-21-07)
	6	Thornton, Marcus vs OKLAHOMA STATE (11-19-07)
	6	Temple, Garrett vs OKLAHOMA STATE (11-19-07)
6	Thornton, Marcus vs McNeese State (11/14/07)	

FREE THROW ATT.....	10	Randolph, Anthony vs Northwestern State (12/15/07)
	10	Mitchell, Tasmin vs McNeese State (11/14/07)
	9	Thornton, Marcus vs Southeastern Louisiana (11/12/07)
FT PCT (min 7 made).....	.800 (8-10)	Mitchell, Tasmin vs McNeese State (11/14/07)
	.778 (7-9)	Thornton, Marcus vs Southeastern Louisiana (11/12/07)
	.700 (7-10)	Randolph, Anthony vs Northwestern State (12/15/07)
REBOUNDS.....	14	Mitchell, Tasmin vs McNeese State (11/14/07)
	13	Thornton, Marcus at Villanova (12/06/07)
	13	Randolph, Anthony vs Southeastern Louisiana (11/12/07)
	12	Thornton, Marcus vs ARIZONA STATE (11-21-07)
	11	Randolph, Anthony vs Southern University (11/30/07)
	11	Johnson, Chris vs CHAMINADE (11-20-07)
ASSISTS.....	7	Temple, Garrett vs ARIZONA STATE (11-21-07)
	6	Temple, Garrett at Villanova (12/06/07)
	6	Spencer, Bo vs Southern University (11/30/07)
	5	Temple, Garrett vs OKLAHOMA STATE (11-19-07)
	4	Martin, Terry vs Northwestern State (12/15/07)
	4	Randolph, Anthony vs Northwestern State (12/15/07)
	4	Temple, Garrett vs CHAMINADE (11-20-07)
	4	Spencer, Bo vs OKLAHOMA STATE (11-19-07)
STEALS.....	4	Thornton, Marcus vs Southern University (11/30/07)
	4	Mitchell, Tasmin vs McNeese State (11/14/07)
	4	Randolph, Anthony vs Southeastern Louisiana (11/12/07)
	3	Johnson, Chris vs Northwestern State (12/15/07)
	3	Thornton, Marcus vs Northwestern State (12/15/07)
	3	Temple, Garrett at Villanova (12/06/07)
	3	Randolph, Anthony vs Nicholls State (11/28/07)
	3	Temple, Garrett vs Nicholls State (11/28/07)
	3	Temple, Garrett vs CHAMINADE (11-20-07)
BLOCKED SHOTS.....	6	Johnson, Chris vs McNeese State (11/14/07)
	6	Randolph, Anthony vs Southeastern Louisiana (11/12/07)
	5	Randolph, Anthony vs Southern University (11/30/07)
	4	Randolph, Anthony vs Northwestern State (12/15/07)
	4	Randolph, Anthony at Villanova (12/06/07)
TURNOVERS.....	7	Johnson, Chris vs OKLAHOMA STATE (11-19-07)
FOULS.....	5	Randolph, Anthony at Villanova (12/06/07)
	5	Johnson, Chris vs ARIZONA STATE (11-21-07)
	5	Green, Garrett vs OKLAHOMA STATE (11-19-07)