



# LSU Fighting Tigers (3-1)

vs.

## Arizona State (1-1) in EA Sports Maui Invitational

Nov. 21, 2007, 1 p.m. CST (9 a.m. HST) (LSU Sports Radio Network, ESPN2)  
Lahaina Civic Center -- Lahaina, Maui

### 2007-08 Schedule

| OPPONENT                          | TIME      |
|-----------------------------------|-----------|
| N1 BELHAVEN (Exh.)                | W, 108-57 |
| N6 GLOBAL SPORTS (Exh.)           | W, 72-68  |
| N12 SOUTHEASTERN LA. (CST)        | W, 72-62  |
| N14 MCNEESE STATE (CST)           | W, 78-74  |
| N19 1-Oklahoma State (ESPN2)      | L, 77-83  |
| N20 1-Chaminade (ESPNU)           | W, 78-72  |
| N21 1-Arizona State (ESPN2)       | 1 p.m.    |
| N28 NICHOLLS STATE (CST)          | 7 p.m.    |
| D1 SOUTHERN                       | 1 p.m.    |
| D6 2-Villanova (ESPN)             | 8:30 p.m. |
| D15 NORTHWESTERN STATE            | 7 p.m.    |
| D19 At Wichita State              | 7 p.m.    |
| D22 OREGON STATE (CST)            | 2 p.m.    |
| D29 WASHINGTON (FSN/SUN)          | 2 p.m.    |
| J2 3-At Tulane                    | 7 p.m.    |
| J5 at Texas A&M (ESPNU)           | 7 p.m.    |
| J9 MISSISSIPPI STATE *            | 7 p.m.    |
| J12 at Ole Miss * (FSN/SUN)       | 5 p.m.    |
| J16 AUBURN *                      | 7 p.m.    |
| J19 at Vanderbilt * (LF Sports)   | Noon      |
| J26 ARKANSAS * (ESPN Classic)     | 8 p.m.    |
| J30 at Auburn *                   | 7 p.m.    |
| F2 at Alabama * (LF Sports)       | 2 p.m.    |
| F9 TENNESSEE * (LF Sports)        | 2 p.m.    |
| F13 at Florida * (LF Sports)      | 7 p.m.    |
| F16 KENTUCKY * (LF Sports)        | Noon      |
| F20 at Arkansas * (LF Sports)     | 7 p.m.    |
| F23 OLE MISS * (FSN/SUN)          | 5 p.m.    |
| F27 at South Carolina *           | 6:30 p.m. |
| M2 GEORGIA * (LF SPORTS)          | 1 p.m.    |
| M5 ALABAMA * (CST)                | 7 p.m.    |
| M8 at Mississippi State *         | TBA       |
| M13-16 4-SEC Tournament (LF, CBS) | TBA       |

\* - Denotes SEC Games.

1-EA Sports Maui Invitational; 2-Pizza Hut Big East/SEC Invitational;  
3-New Orleans Arena; 4-Atlanta, Ga. (Georgia Dome).

### On the Air

#### TELEVISION \* ESPN2

Play-by-Play: Dave Barnett

Analyst: Jimmy Dykes

#### RADIO \* LSU Sports Radio Network

Play-by-Play: Jim Hawthorne

Analyst/Host: Kevin Ford

Available on XM Satellite Radio

### Series History

#### First Meeting

### Projected LSU Starters and Notes

#### G 5 Marcus Thornton (6-4, 190, Jr., Baton Rouge) 18.8 ppg, 2.5 rpg

Opened the season with three straight 20-point games -- 27 vs. Southeastern (11/12), 24 against McNeese (11/14), 20 in the EA Sports Opener vs. Oklahoma State (11/19).

#### G 13 Terry Martin (6-6, 200, Jr., Monroe, La.) 8.8 ppg, 5.5 rpg

Has started all four games ... Hit three treys in 13-point effort against Chaminade (11/20) ... Had first double figure scoring game against McNeese with 11 (11/14).

#### C 21 Chris Johnson (6-11, 205, Jr., Montross, Va.) 10.8 ppg, 5.3 rpg, 2.5 bpg

Follows career game of 19 with Oklahoma State (11/19) with first double double with 18 points and 11 rebounds against Chaminade (11/20) ... 37 points, 17 points in two games ... 16-24 FGs.

#### G 14 Garrett Temple (6-6, 185, Jr., Baton Rouge, La.) 8.8 ppg, 2.5 rpg, 3.0 apg

Temple moved back into the starting lineup after Tasmin Mitchell's injury ... Temple came off the bench vs. Oklahoma St. to score 17 points, one off his career high ... 9 vs. Chaminade (11/20).

#### F 3 Anthony Randolph (6-10, 190, Fr., Dallas, Texas) 14.3 ppg, 8.5 rpg, 3.0 bpg

SEC Freshman of the Week after first two games, but struggled vs. Oklahoma State with five points and five boards ... Strong second half led to career best 21 points, nine boards vs. Chaminade (11/20).

## Tigers Go For Fifth Place

In a tournament that is now looking very reminiscent of LSU's last trip to Hawaii, the Tigers are 1-1 going to the final day looking for a chance to win 5th place in the EA Sports Maui Invitational ... LSU will be trying to win a second game in the same EA Sports Maui Classic for the first time in three tries here.

### Last Time Out

For the fourth consecutive game, a sluggish start put LSU in lots of trouble, trailing Chaminade by five, 41-36, at the intermission as the Silverswords made eight three-pointers in the first half ... But in the second half Anthony Randolph got his game going and finished with 21 points and the Tigers rallied in the second half for the win ... Chris Johnson for the second straight game showed off his talents, with 18 points and 11 rebounds.

### Team Facts

#### LSU

**RECORD:** 3-1

**LAST GAME:** W, 78-72, vs. Chaminade (11/20)

**RANKINGS:** NA

**HEAD COACH:** John Brady

**CAREER RECORD:** 276-203 (17th year)

**LSU RECORD:** 187-126 (11th year)

**VS. Arizona St.:** First meeting

### Hawaii Calls

This is LSU's 11th trip to the islands for either a tournament or a series of game since Pistor Pete Maravich came here with the Tigers to take part in the 1969 Rainbow Classic ... LSU's last trip was for the Hilo Classic on the "Big Island" in 2001 ... LSU's record is now 23-12 and John Brady is 6-2 in Hawaii ... In very similar fashion to LSU's last trip, in 2001 to Hilo, the Tigers were beat in overtime by Weber State in the first game, then edged Hawaii-Hilo in the second game before winning fifth place on the final day.

### On The Air

Today's game is on the LSU Sports Radio Network (and XM Satellite Radio) and televised nationally, as is the entire EA Sports Maui Invitational, on the ESPN family of networks.

### ARIZONA STATE

**RECORD:** 1-1

**LAST GAME:** W, 61-42, vs. Princeton (11/20)

**RANKINGS:** NA

**HEAD COACH:** Herb Sendek

**CAREER RECORD:** 263-180 (15th year)

**ASU RECORD:** 9-23 (2nd year)

**VS. LSU:** First meeting

**LSU Sports Information**  
PO Box 25095, Baton Rouge, LA 70894

**Basketball Contact: C. Kent Lowe**  
www.LSUsports.net

**Phone - 225.578.8226**  
**Fax - 225.578.1861**

## CAREER SPECIALTY NUMBERS

### CAREER DOUBLE-FIGURE GAMES

Tasmin Mitchell 49  
Garrett Temple 16  
Terry Martin 16  
Dameon Mason 5  
Marcus Thornton 3  
Anthony Randolph 3  
Chris Johnson 3  
Bo Spencer 2

### CAREER DOUBLE-FIGURE REBOUNDS

Tasmin Mitchell 9  
Anthony Randolph 1  
Chris Johnson 1

### CAREER DOUBLE-DOUBLES

Tasmin Mitchell 8  
Anthony Randolph 1  
Chris Johnson 1

### CAREER THREE-POINTERS

Tasmin Mitchell 69  
Garrett Temple 66  
Terry Martin 57  
Dameon Mason 9  
Marcus Thornton 8  
Bo Spencer 6  
Chris Johnson 6  
Alex Farrer 5  
Anthony Randolph 1

### CAREER ASSISTS

Garrett Temple 249  
Tasmin Mitchell 165  
Terry Martin 41  
Dameon Mason 25  
Chris Johnson 9  
Anthony Randolph 9  
Bo Spencer 8  
Alex Farrer 7  
Marcus Thornton 5  
Garrett Green 2  
Greg Terrebonne 1

### CAREER BLOCKS

Garrett Temple 69  
Tasmin Mitchell 44  
Chris Johnson 25  
Anthony Randolph 12  
Terry Martin 10  
Dameon Mason 6  
Marcus Thornton 3  
Alex Farrer 2  
Garrett Green 2  
Bo Spencer 1

## TIGER FOES IN POLLS

| 11/12 poll                  | AP | ESPN |
|-----------------------------|----|------|
| Tennessee (Feb. 9)          | 7  | 7    |
| Texas A&M (Jan. 5)          | 15 | 15   |
| Arkansas (Jan. 26, Feb. 20) | 18 | 18   |
| Kentucky (Feb. 16)          | RV | RV   |
| Alabama (Feb. 2, Mar 5)     | RV | RV   |
| Miss. St. (Jan. 9, Mar 8)   | RV | RV   |
| Florida (Feb. 13)           | RV | RV   |
| Vanderbilt (Jan. 19)        | RV | ---- |

## 2007-08 LSU Men's Basketball Roster

| NO.  | NAME             | CL. | POS. | HT.  | WT. | EXP. | HOMETOWN/LAST SCHOOL             |
|------|------------------|-----|------|------|-----|------|----------------------------------|
| 1**  | Tasmin Mitchell  | Jr. | F    | 6-7  | 228 | 2VL  | Denham Springs, La./D. Spr. HS   |
| 2**  | Dameon Mason     | Sr. | G/F  | 6-6  | 190 | 1VL  | Kansas City, Mo./Marquette Univ. |
| 3    | Anthony Randolph | Fr. | F    | 6-10 | 205 | HS   | Dallas, Texas/Woodrow Wilson HS  |
| 5    | Marcus Thornton  | Jr. | G    | 6-4  | 198 | JC   | Baton Rouge, La./Kilgore College |
| 10   | Greg Terrebonne  | So. | G    | 6-0  | 205 | 1VL  | Galliano, La./South LaFourche HS |
| 11   | Bo Spencer       | Fr. | G    | 6-1  | 180 | HS   | Baton Rouge, La./Glen Oaks HS    |
| 13   | Terry Martin     | Jr. | G    | 6-6  | 207 | 1VL  | Monroe, La./Texas Tech           |
| 14   | Garrett Temple   | Jr. | G    | 6-6  | 195 | 2VL  | Baton Rouge, La./University HS   |
| 20   | Garrett Green    | Fr. | F    | 6-10 | 218 | HS   | Woodland Hills, Calif./Taft HS   |
| 21   | Chris Johnson    | Jr. | C    | 6-11 | 205 | 2VL  | Montross, Va./Laurinburg Prep    |
| 30   | Alex Farrer      | So. | G    | 6-5  | 200 | 1VL  | Phoenix, Ariz./St. Mary's HS     |
| 32** | Quintin Thornton | Jr. | F    | 6-8  | 230 | JC   | Orlando, Fla./Odessa College     |

\*\*Injured and not dressed

**Head Coach:** John Brady (Belhaven, 1976), 11th year at LSU

**Associate Head Coach:** Butch Pierre (Mississippi State, 1984), 11th year at LSU

**Assistant Coach:** John Treloar (Belhaven, 1979), 4th year at LSU

**Assistant Coach:** Chad Dollar (Milligan, 1996), 1st year at LSU

**Director of Basketball Operations:** Jeff Clapacs (Wooster, 2007), 1st year at LSU

## Transactions

Quintin Thornton injured his left pectoral muscle in the weight room, Oct.19. Underwent surgery, out for at least two months, probable redshirt candidate ... Dameon Mason missed McNeese game (11/14), viral infection ... status for tournament unknown ... Tasmin Mitchell had to leave the Oklahoma State game (11/19) with tendonitis in the left ankle/heel area ... Not expected to play any more in Maui.

## Last Game -- LSU 78, Chaminade 72 (Lahaina -- 11/20)

The Tigers posted the win in the consolation semifinals of the tournament, but had to overcome another sluggish first half, before rallying in the second half ... LSU trailed five at the start of the second half before building upward of a 10-point lead in the second stanza before having to make enough free throws to get out of the Civic Center with the win ... Anthony Randolph had a strong second half to finish with 21 points and nine boards, while Chris Johnson had his first college double-double with 18 points and 11 rebounds ... Terry Martin added 13 and Bo Spencer 11 ... The Tigers shot 47.1 percent from the floor and had seven triples and six players combined for 11 blocked shots.

## Hawaii In The Brady Era

This is the third trip for LSU under Coach John Brady and the Tigers are 6-2, the loss of the first round of the Hawaii Pacific Classic event in overtime to Weber State and the first round game in Maui against Oklahoma State.

## On The Neutral Floor

The Tigers are 120-114 all-time in basketball in neutral court games, 1-2 a year ago ... The Tigers were 6-3 on the neutral court during the 2006 Final Four season ... Coach John Brady's Tigers in his first 10 seasons were 27-21 on the neutral floor.

## About Arizona State

Arizona State didn't open its season until the Maui tournament and has split its two games, losing to Illinois and beating Princeton in the consolation semifinals ... Herb Sendek is in his 15th season as a head coach and has averaged 18.7 wins per season ... Second youngest coach in the Pac-10 ... Came to Arizona State after head coaching stints at Miami (Ohio) and North Carolina State.

## Mitchell Starting Streak Ended Tuesday

Tasmin Mitchell's 71-game starting streak came to an end on Tuesday as he was in street clothes for the first time since coming to LSU ... Mitchell had started every game during the 2005-06 and 2006-07 season and the first three games of 2007-08, a total of 71 consecutive games.

## First Half vs. Second Half

So far in the first four games, LSU has been no better than tied in any of the games

but come back in the second half to win three-of-the-four games and in the other have a shot to tie in the air with just under one minute remaining.

Here are some of the comparisons between the first and second halves of the LSU games this season:

Southeastern Louisiana -- Tied at the half 30-30; LSU wins -- 72-62.

1st half -- 12-of-27 FG (44.4%); 3-9 3FG (33.3%); out rebounded by SLU 26-15 in first half, 11-0 on offensive boards, 11 turnovers; 2nd half -- 14-of-24 FG (58.3); 3-7 3FG (42.9%); LSU out rebounded SLU, 14-12; LSU just 3 turnovers.

McNeese State -- Tied at the half 32-32; LSU wins, 78-74.

1st half -- 11-25 FG (44.0%), 0-8 3FG, out rebounded by MSU 18-17; 2nd half -- 16-31 FG (51.6%), 3-10 3FG (30.0%), out rebounded MSU 21-13.

Oklahoma State -- Down 18 at the half, 42-24; OSU wins 83-77

1st half -- 7-of-23 FG (30.4%), 3-10 3FG, 18 turnovers, outrebounded by OSU, 17-14; 2nd half -- 18-of-30 FG (60.0%), 8-15 3FG (53.3%), 8 turnovers, out rebounded OSU, 14-12.

Chaminade -- Down 5 at the half, 78-72; LSU wins 78-72

1st half -- 15-of-34 FG (44.1%), out rebounded 23-18 by Chaminade, 10-8 on offensive glass; 2nd half -- 17-of-34 FG (50.0%), out rebounded 23-22 in second half.

### Free Throw Percentage

After making 76.1 percent (51-of-67) from the line in the first three games, the free throw percentage took a bit of a hit in the Chaminade game, as LSU was just 7-of-14 from the stripe but made enough down the stretch to put the game away ... For the season now, LSU is 58-of-81 or 71.6 percent ... The opponents are shooting better, 72.5 percent, but have only gotten to the line 51 times, making 37.

### Block That Shot

LSU blocked 155 shots a year ago, sixth best all time at LSU as LSU averaged 4.8 blocks per game ... Through four games, the Tigers are more than one-fifth of the way to that total with 37 (9.2 average) ... Against Chaminade, six Tigers combined to block 11 shots.

### Tournament Stats

Junior Chris Johnson has had two very consistent games in Maui and is the team leader in scoring and rebounding through the first two games of the EA Sports Maui Invitational ... Johnson is averaging 18.5 points for the tournament and 8.0 rebounds per game ... The junior has made 16-of-24 field goals and 3-of-5 from the arc ... Anthony Randolph, thanks to his big game against Chaminade, is now averaging 13.0 points per game and 7.0 rebounds per game ... Garrett Temple is averaging 13.0 points per game and 4.5 assists a contest.

As a team, LSU is shooting 47.1 percent from the field, 39.1 percent from three-point range and 71.9 percent at the free throw line.

### Date of LSU-Southern Basketball Game Changed

LSU athletic officials in conjunction with Southern University announced Thursday that the game between the Tigers and Jaguars scheduled for Dec. 1 at 1 p.m. in the Maravich Center will now be played on Friday, Nov. 30, at 7 p.m.

The game change was to avoid conflicting with the Southeastern Conference Championship Football game in Atlanta which is scheduled for Dec. 3 at 3 p.m. in the Georgia Dome. LSU clinched the Western Division football berth last weekend prior to its non-conference game with Louisiana Tech.

### John Brady Radio Show Begins Monday

John Brady's weekly network radio show begins Monday night at 7 p.m. back in Baton Rouge at Walk-on's Bistro ... Jim Hawthorne will host the show with the coach.

### Next Up - Nicholls State (Nov. 28, 7 p.m., Maravich Center)

The Tigers fly out Wednesday night and arrive back in Baton Rouge on Thanksgiving night and will resume practice on Sunday in preparation for the game with Nicholls State on Nov. 28 as LSU puts its 64-game home win streak against Louisiana schools back on the line.

## SEC MEDIA DAYS POLL

### Eastern Division

| TEAM        | SEC        | OVERALL |
|-------------|------------|---------|
| Tenn. (30)  | 180 points |         |
| Kentucky    | 142 points |         |
| Florida     | 103 points |         |
| Vanderbilt  | 98 points  |         |
| Georgia     | 69 points  |         |
| S. Carolina | 38 points  |         |

### Western Division

| TEAM           | SEC        | OVERALL |
|----------------|------------|---------|
| Ark. (18)      | 168 points |         |
| Miss. St. (10) | 148 points |         |
| Alabama (1)    | 111 points |         |
| Auburn (1)     | 94 points  |         |
| LSU            | 63 points  |         |
| Ole Miss       | 46 points  |         |

## CAREER DOUBLE-DOUBLES

### TASMIN MITCHELL (8)

| Game     | Date     | Pts | Reb |
|----------|----------|-----|-----|
| Southern | 11/18/05 | 19  | 12  |
| UL-Laf.  | 12/17/05 | 16  | 11  |
| Duke     | 3/23/06  | 10  | 10  |
| Texas    | 12/10/06 | 23  | 10  |
| UConn    | 1/6/07   | 16  | 10  |
| Ole Miss | 1/17/07  | 19  | 10  |
| Ole Miss | 2/14/07  | 11  | 10  |
| McNeese  | 11/14/07 | 16  | 14  |

### ANTHONY RANDOLPH (1)

| Game   | Date     | Pts | Reb |
|--------|----------|-----|-----|
| SE La. | 11/12/07 | 19  | 13  |

### CHRIS JOHNSON (1)

| Game       | Date     | Pts | Reb |
|------------|----------|-----|-----|
| Chaminade. | 11/20/07 | 18  | 11  |



# Anthony Randolph

Forward • 6-10 • 205 • Freshman • HS • Dallas, Texas • Woodrow Wilson HS

# 3

## Top Performances

### Points

Season: 21, vs. Chaminade, 11/20/07  
 Career: 21, vs. Chaminade, 11/20/07

### Rebounds

Season: 13, vs. SLU, 11/12/07  
 Career: 13, vs. SLU, 11/12/07

### Field Goals Made

Season: 9, vs. Chaminade, 11/20/07  
 Career: 9, vs. Chaminade, 11/20/07

### 3 PT FG Made

Season: 1, vs. SLU, 11/12/07  
 Career: 1, vs. SLU, 11/12/07

### Free Throws Made

Season: 4, vs. SLU, 11/12/07  
 Career: 4, vs. SLU, 11/12/07

### Assists

Season: 3, vs. McNeese, 11/14/07  
 Career: 3, vs. McNeese, 11/14/07

### Blocks

Season: 6, vs. SLU, 11/12/07  
 Career: 6, vs. SLU, 11/12/07

### Steals

Season: 4, vs. SLU, 11/12/07  
 Career: 4, vs. SLU, 11/12/07

### Minutes Played

Season: 34, vs. Chaminade, 11/20/07  
 Career: 34, vs. Chaminade, 11/20/07

## Top Career Scoring Games

- 21 vs. Chaminade, 11/20/07
- 19 vs. Southeastern La., 11/12/07
- 12 vs. McNeese, 11/14/07
- 5 vs. Oklahoma State, 11/19/07

## Freshman Season (2007-08)

Got things together in second half against Chaminade (11/20), finishing with 21 points and nine boards ... Named SEC Freshman of the Week (11/19) for his first two games ... Had a strong debut with his first double double against Southeastern (11/12) with 19 points, 13 rebounds ... Co-team leader in scoring, averaging 17.5 ppg and team leader in rebounds in exhibitions averaging 10 rpg ... 15-of-26 from the floor ... Hit 9-of-14 field goals with 20 points, 15 boards in 25 minutes in first exhibition ... Second leading scorer on the Canadian exhibition tour, averaging 13.3 points per game with team best 6.7 rebounds ... Had eight blocks in three games ... Had 17 points, nine board, six blocks against York University.

## Randolph's Game-by-Game Statistics

### 2007-08

| OPPONENT         | MIN | FG   | 3FG | FT  | REB | PF/D | A | TO | BLK | STL | PTS |
|------------------|-----|------|-----|-----|-----|------|---|----|-----|-----|-----|
| Southeastern La. | 33  | 7-11 | 1-2 | 4-6 | 13  | 2/0  | 2 | 2  | 6   | 4   | 19  |
| McNeese State    | 29  | 5-9  | 0-1 | 2-4 | 7   | 3/0  | 3 | 2  | 1   | 2   | 12  |
| Oklahoma State   | 26  | 2-5  | 0-1 | 1-2 | 5   | 4-0  | 2 | 5  | 3   | 0   | 5   |
| Chaminade        | 32  | 9-14 | 0-0 | 3-4 | 9   | 2-0  | 2 | 4  | 2   | 1   | 21  |

### TBD

Southern

Villanova

Northwestern St.

Wichita State

Oregon State

Washington

Tulane

Texas A&M

Mississippi St.

Ole Miss

Auburn

Vanderbilt

Arkansas

Auburn

Alabama

Tennessee

Florida

Kentucky

Arkansas

Ole Miss

South Carolina


Georgia

Alabama

Mississippi State

## Anthony Randolph's Career Stats

| YEAR          | GP-GS      | MIN/AVG         | FG-FGA       | PCT.        | 3FG-FGA    | PCT.        | FT-FTA       | PCT.        | REB-AVG       | PF-FO       | AST      | TO        | BLK       | STL      | PTS-AVG.       |
|---------------|------------|-----------------|--------------|-------------|------------|-------------|--------------|-------------|---------------|-------------|----------|-----------|-----------|----------|----------------|
| 07-08         | 4-4        | 120-30.0        | 23-39        | .590        | 1-4        | .250        | 10-16        | .625        | 34-8.5        | 11-0        | 9        | 13        | 12        | 7        | 57-14.3        |
| <b>Totals</b> | <b>4-4</b> | <b>120-30.0</b> | <b>23-39</b> | <b>.590</b> | <b>1-4</b> | <b>.250</b> | <b>10-16</b> | <b>.625</b> | <b>34-8.5</b> | <b>11-0</b> | <b>9</b> | <b>13</b> | <b>12</b> | <b>7</b> | <b>57-14.3</b> |



# Marcus Thornton

Guard/Forward • 6-6 • 190 • Senior • 1VL • Kansas City, Mo. • Marquette

# 5

## Top Performances

### Points

Season: 27, vs. SLU, 11/12/07  
 Career: 27, vs. SLU, 11/12/07

### Rebounds

Season: 3, vs. McNeese, 11/14/07  
 Career: 3, vs. McNeese, 11/14/07

### Field Goals Made

Season: 8, twice  
 Career: 8, twice

### 3 PT FG Made

Season: 4, vs. SLU, 11/12/07  
 Career: 4, vs. SLU, 11/12/07

### Free Throws Made

Season: 7, vs. SLU, 11/12/07  
 Career: 7, vs. SLU, 11/12/07

### Assists

Season: 2, twice  
 Career: 2, twice

### Blocks

Season: 1, vs. McNeese, 11/14/07  
 Career: 1, vs. McNeese, 11/14/07

### Steals

Season: 2, twice  
 Career: 2, twice

### Minutes Played

Season: 37, vs. McNeese, 11/14/07  
 Career: 37, vs. McNeese, 11/14/07

## Top Career Scoring Games

- 27 vs. SLU, 11/12/07
- 24 vs. McNeese, 11/14/07
- 20 vs. Okla. St., 11/19/07
- 4 vs. Chaminade, 11/20/07

## Junior Season (2007-08)

Opens season with three-consecutive 20-point games -- 20 against Oklahoma State (11/19) ... Posted back-to-back 20-plus games with 24 against McNeese (11/14) ... Just short of becoming first player since 2005 to score 30 in a game for LSU with 27 in opener vs. Southeastern Louisiana (11/12) ... Tied with Randolph for team scoring lead in exhibitions with 17.5 ppg ... Struggled from arc, hitting just 1-of-9 against EA Sports ... Led team in scoring in Belhaven exhibition with 22, hitting 9-of-18 overall, 3-of-9 from the arc ... Leading scorer on the Canadian tour, averaging 26.0 points per game and 6.3 rebounds ... Hit 32-of-55 field goal attempts, including 11-of-25 threes ... Had 30 in the win over Guelph and 29 points and 10 rebounds against the University of Toronto.

## Thornton's Game-by-Game Statistics

### 2007-08

| OPPONENT          | MIN | FG   | 3FG | FT  | REB | PF/D | A | TO | BLK | STL | PTS |
|-------------------|-----|------|-----|-----|-----|------|---|----|-----|-----|-----|
| Southeastern La.  | 34  | 8-14 | 4-7 | 7-9 | 2   | 0/0  | 2 | 2  | 0   | 2   | 27  |
| McNeese State     | 37  | 8-16 | 2-8 | 6-7 | 3   | 1-0  | 2 | 3  | 1   | 1   | 24  |
| Oklahoma State    | 31  | 6-14 | 2-6 | 6-6 | 3   | 3-0  | 1 | 0  | 1   | 1   | 31  |
| Chaminade         | 29  | 2-12 | 0-4 | 0-2 | 2   | 3-0  | 0 | 1  | 1   | 2   | 29  |
| TBD               |     |      |     |     |     |      |   |    |     |     |     |
| Southern          |     |      |     |     |     |      |   |    |     |     |     |
| Villanova         |     |      |     |     |     |      |   |    |     |     |     |
| Northwestern St.  |     |      |     |     |     |      |   |    |     |     |     |
| Wichita State     |     |      |     |     |     |      |   |    |     |     |     |
| Oregon State      |     |      |     |     |     |      |   |    |     |     |     |
| Washington        |     |      |     |     |     |      |   |    |     |     |     |
| Tulane            |     |      |     |     |     |      |   |    |     |     |     |
| Texas A&M         |     |      |     |     |     |      |   |    |     |     |     |
| Mississippi St.   |     |      |     |     |     |      |   |    |     |     |     |
| Ole Miss          |     |      |     |     |     |      |   |    |     |     |     |
| Auburn            |     |      |     |     |     |      |   |    |     |     |     |
| Vanderbilt        |     |      |     |     |     |      |   |    |     |     |     |
| Arkansas          |     |      |     |     |     |      |   |    |     |     |     |
| Auburn            |     |      |     |     |     |      |   |    |     |     |     |
| Alabama           |     |      |     |     |     |      |   |    |     |     |     |
| Tennessee         |     |      |     |     |     |      |   |    |     |     |     |
| Florida           |     |      |     |     |     |      |   |    |     |     |     |
| Kentucky          |     |      |     |     |     |      |   |    |     |     |     |
| Arkansas          |     |      |     |     |     |      |   |    |     |     |     |
| Ole Miss          |     |      |     |     |     |      |   |    |     |     |     |
| South Carolina    |     |      |     |     |     |      |   |    |     |     |     |
| Georgia           |     |      |     |     |     |      |   |    |     |     |     |
| Alabama           |     |      |     |     |     |      |   |    |     |     |     |
| Mississippi State |     |      |     |     |     |      |   |    |     |     |     |

## Marcus Thornton's Career Stats

| YEAR          | GP-GS      | MIN/AVG         | FG-FGA       | PCT.        | 3FG-FGA     | PCT.        | FT-FTA       | PCT.        | REB-AVG       | PF-FO      | AST      | TO       | BLK      | STL      | PTS-AVG.       |
|---------------|------------|-----------------|--------------|-------------|-------------|-------------|--------------|-------------|---------------|------------|----------|----------|----------|----------|----------------|
| 07-08         | 4-4        | 131-32.8        | 24-56        | .429        | 8-25        | .320        | 19-24        | .792        | 10-2.5        | 7-0        | 5        | 6        | 3        | 6        | 75-18.8        |
| <b>Totals</b> | <b>4-4</b> | <b>131-32.8</b> | <b>24-56</b> | <b>.429</b> | <b>8-25</b> | <b>.320</b> | <b>19-24</b> | <b>.792</b> | <b>10-2.5</b> | <b>7-0</b> | <b>5</b> | <b>6</b> | <b>3</b> | <b>6</b> | <b>75-18.8</b> |



# Greg Terrebonne

Guard • 6-0 • 205 • Sophomore • 1VL • Galliano, La. • South Lafourche HS

# 10

### Top Performances

#### Points

Season: \_\_\_\_\_  
 Career: \_\_\_\_\_

#### Rebounds

Season: \_\_\_\_\_  
 Career: 1, three times

#### Field Goals Made

Season: \_\_\_\_\_  
 Career: \_\_\_\_\_

#### 3 PT FG Made

Season: \_\_\_\_\_  
 Career: \_\_\_\_\_

#### Free Throws Made

Season: \_\_\_\_\_  
 Career: \_\_\_\_\_

#### Assists

Season: \_\_\_\_\_  
 Career: 1, vs. Nicholls St., 11/17/06

#### Blocks

Season: \_\_\_\_\_  
 Career: \_\_\_\_\_

#### Steals

Season: \_\_\_\_\_  
 Career: 1, vs. Wright St., 12/27/06

#### Minutes Played

Season: \_\_\_\_\_  
 Career: 2, vs. Miss. Valley, 12/28/06

### Top Career Scoring Games

### Sophomore Season (2007-08)

Scored two points in final two minutes of exhibition, his first points scored on the LSU court.


### Terrebonne's Game-by-Game Statistics

#### 2007-08

| OPPONENT          | MIN | FG | 3FG | FT | REB | PF/D | A | TO | BLK | STL | PTS |
|-------------------|-----|----|-----|----|-----|------|---|----|-----|-----|-----|
| Southeastern La.  | DNP |    |     |    |     |      |   |    |     |     |     |
| McNeese State     | DNP |    |     |    |     |      |   |    |     |     |     |
| Oklahoma State    | DNP |    |     |    |     |      |   |    |     |     |     |
| Chaminade         | DNP |    |     |    |     |      |   |    |     |     |     |
| TBD               |     |    |     |    |     |      |   |    |     |     |     |
| Southern          |     |    |     |    |     |      |   |    |     |     |     |
| Villanova         |     |    |     |    |     |      |   |    |     |     |     |
| Northwestern St.  |     |    |     |    |     |      |   |    |     |     |     |
| Wichita State     |     |    |     |    |     |      |   |    |     |     |     |
| Oregon State      |     |    |     |    |     |      |   |    |     |     |     |
| Washington        |     |    |     |    |     |      |   |    |     |     |     |
| Tulane            |     |    |     |    |     |      |   |    |     |     |     |
| Texas A&M         |     |    |     |    |     |      |   |    |     |     |     |
| Mississippi St.   |     |    |     |    |     |      |   |    |     |     |     |
| Ole Miss          |     |    |     |    |     |      |   |    |     |     |     |
| Auburn            |     |    |     |    |     |      |   |    |     |     |     |
| Vanderbilt        |     |    |     |    |     |      |   |    |     |     |     |
| Arkansas          |     |    |     |    |     |      |   |    |     |     |     |
| Auburn            |     |    |     |    |     |      |   |    |     |     |     |
| Alabama           |     |    |     |    |     |      |   |    |     |     |     |
| Tennessee         |     |    |     |    |     |      |   |    |     |     |     |
| Florida           |     |    |     |    |     |      |   |    |     |     |     |
| Kentucky          |     |    |     |    |     |      |   |    |     |     |     |
| Arkansas          |     |    |     |    |     |      |   |    |     |     |     |
| Ole Miss          |     |    |     |    |     |      |   |    |     |     |     |
| South Carolina    |     |    |     |    |     |      |   |    |     |     |     |
| Georgia           |     |    |     |    |     |      |   |    |     |     |     |
| Alabama           |     |    |     |    |     |      |   |    |     |     |     |
| Mississippi State |     |    |     |    |     |      |   |    |     |     |     |

### Greg Terrebonne's Career Stats

| YEAR          | GP-GS      | MIN/AVG      | FG-FGA     | PCT.        | 3FG-FGA    | PCT.        | FT-FTA     | PCT.        | REB-AVG      | PF-FO      | AST      | TO       | BLK      | STL      | PTS-AVG.     |
|---------------|------------|--------------|------------|-------------|------------|-------------|------------|-------------|--------------|------------|----------|----------|----------|----------|--------------|
| 06-07         | 5-0        | 7/1.4        | 0-0        | .000        | 0-0        | .000        | 0-0        | .000        | 3-0.6        | 0-0        | 1        | 1        | 0        | 1        | 0-0.0        |
| 07-08         |            |              |            |             |            |             |            |             |              |            |          |          |          |          |              |
| <b>Totals</b> | <b>5-0</b> | <b>7/1.4</b> | <b>0-0</b> | <b>.000</b> | <b>0-0</b> | <b>.000</b> | <b>0-0</b> | <b>.000</b> | <b>3-0.6</b> | <b>0-0</b> | <b>1</b> | <b>1</b> | <b>0</b> | <b>1</b> | <b>0-0.0</b> |



# Bo Spencer

Guard • 6-1 • 180 • Freshman • HS • Baton Rouge, La. • Glen Oaks HS

# 11

### Top Performances

#### Points

Season: 11, vs. Chaminade, 11/20/07  
 Career: 11, vs. Chaminade, 11/20/07

#### Rebounds

Season: 3, vs. Chaminade, 11/20/07  
 Career: 3, vs. Chaminade, 11/20/07

#### Field Goals Made

Season: 4, vs. Chaminade, 11/20/07  
 Career: 4, vs. Chaminade, 11/20/07

#### 3 PT FG Made

Season: 3, vs. Chaminade, 11/20/07  
 Career: 3, vs. Chaminade, 11/20/07

#### Free Throws Made

Season: 2, twice  
 Career: 2, twice

#### Assists

Season: 4, vs. Okla. St., 11/19/07  
 Career: 4, vs. Okla. St., 11/19/07

#### Blocks

Season: 1, vs. Chaminade, 11/20/07  
 Career: 1, vs. Chaminade, 11/20/07

#### Steals

Season: 1, twice  
 Career: 1, twice

#### Minutes Played

Season: 25, vs. Okla. St., 11/19/07  
 Career: 25, vs. Okla. St., 11/19/07

### Top Career Scoring Games

1. 11, vs. Chaminade, 11/20/07
2. 10, vs. Okla. St., 11/19/07
3. 7, vs. SLU, 11/12/07
4. 2, vs. McNeese, 11/14/07

### Freshman Season (2007-08)

Spencer put back-to-back double figure games in the tournament with 11 against Chaminade (11/20) ... Spencer with his first double figure scoring game against Oklahoma State (11/19) ... Spencer scored seven in opener vs. Southeastern (11/12) ... Spencer averaged 7.5 points per game in exhibitions, hitting 7-of-9 field goal attempts ... Came off the bench to play 20 minutes with nine points, eight assist and no turnovers against Belhaven ... Averaged 8.7 points and 5.3 rebounds in the Canadian exhibition tour, hitting 50 percent from the field ...


### Spencer's Game-by-Game Statistics

#### 2007-08

| OPPONENT          | MIN | FG  | 3FG | FT  | REB | PF/D | A | TO | BLK | STL | PTS |
|-------------------|-----|-----|-----|-----|-----|------|---|----|-----|-----|-----|
| Southeastern La.  | 21  | 3-3 | 1-1 | 0-0 | 1   | 1/0  | 2 | 2  | 0   | 1   | 7   |
| McNeese State     | 12  | 0-0 | 0-0 | 2-2 | 1   | 0-0  | 0 | 1  | 0   | 0   | 2   |
| Oklahoma State    | 25  | 3-6 | 2-3 | 2-2 | 1   | 2-0  | 4 | 4  | 0   | 1   | 10  |
| Chaminade         | 23  | 4-6 | 3-5 | 0-0 | 3   | 2-0  | 2 | 2  | 1   | 0   | 11  |
| TBD               |     |     |     |     |     |      |   |    |     |     |     |
| Southern          |     |     |     |     |     |      |   |    |     |     |     |
| Villanova         |     |     |     |     |     |      |   |    |     |     |     |
| Northwestern St.  |     |     |     |     |     |      |   |    |     |     |     |
| Wichita State     |     |     |     |     |     |      |   |    |     |     |     |
| Oregon State      |     |     |     |     |     |      |   |    |     |     |     |
| Washington        |     |     |     |     |     |      |   |    |     |     |     |
| Tulane            |     |     |     |     |     |      |   |    |     |     |     |
| Texas A&M         |     |     |     |     |     |      |   |    |     |     |     |
| Mississippi St.   |     |     |     |     |     |      |   |    |     |     |     |
| Ole Miss          |     |     |     |     |     |      |   |    |     |     |     |
| Auburn            |     |     |     |     |     |      |   |    |     |     |     |
| Vanderbilt        |     |     |     |     |     |      |   |    |     |     |     |
| Arkansas          |     |     |     |     |     |      |   |    |     |     |     |
| Auburn            |     |     |     |     |     |      |   |    |     |     |     |
| Alabama           |     |     |     |     |     |      |   |    |     |     |     |
| Tennessee         |     |     |     |     |     |      |   |    |     |     |     |
| Florida           |     |     |     |     |     |      |   |    |     |     |     |
| Kentucky          |     |     |     |     |     |      |   |    |     |     |     |
| Arkansas          |     |     |     |     |     |      |   |    |     |     |     |
| Ole Miss          |     |     |     |     |     |      |   |    |     |     |     |
| South Carolina    |     |     |     |     |     |      |   |    |     |     |     |
| Georgia           |     |     |     |     |     |      |   |    |     |     |     |
| Alabama           |     |     |     |     |     |      |   |    |     |     |     |
| Mississippi State |     |     |     |     |     |      |   |    |     |     |     |

### Bo Spencer's Career Stats

| YEAR          | GP-GS      | MIN/AVG        | FG-FGA       | PCT.        | 3FG-FGA    | PCT.        | FT-FTA     | PCT.         | REB-AVG      | PF-FO      | AST      | TO       | BLK      | STL      | PTS-AVG.      |
|---------------|------------|----------------|--------------|-------------|------------|-------------|------------|--------------|--------------|------------|----------|----------|----------|----------|---------------|
| 07-08         | 4-0        | 81-20.3        | 10-15        | .667        | 6-9        | .667        | 4-4        | 1.000        | 6-1.5        | 5-0        | 8        | 9        | 1        | 2        | 30-7.5        |
| <b>Totals</b> | <b>4-0</b> | <b>81-20.3</b> | <b>10-15</b> | <b>.667</b> | <b>6-9</b> | <b>.667</b> | <b>4-4</b> | <b>1.000</b> | <b>6-1.5</b> | <b>5-0</b> | <b>8</b> | <b>9</b> | <b>1</b> | <b>2</b> | <b>30-7.5</b> |



# Terry Martin

Guard • 6-6 • 207 • Junior • 1VL • Monroe, La. • Texas Tech

# 13

## Top Performances

**Points**  
 Season: 13, vs. Chaminade, 11/20/07  
 Career: 23, vs. Auburn, 1/13/07

**Rebounds**  
 Season: 7, vs. Chaminade, 11/20/07  
 Career: 7, vs. Chaminade, 11/20/07

**Field Goals Made**  
 Season: 5, twice  
 Career: 8, vs. Auburn, 1/13/07

**3 PT FG Made**  
 Season: 3, vs. Chaminade, 11/20/07  
 Career: 5, twice

**Free Throws Made**  
 Season: 2, vs. SLU, 11/12/07  
 Career: 4, twice

**Assists**  
 Season: 3, vs. SLU, 11/12/07  
 Career: 5, at Ole Miss, 2/14/07

**Blocks**  
 Season: 3, vs. Chaminade, 11/20/07  
 Career: 3, vs. Chaminade, 11/20/07

**Steals**  
 Season: 1, three times  
 Career: 3, at Georgia, 1/2/807

**Minutes Played**  
 Season: 33, vs. Chaminade, 11/20/07  
 Career: 37, vs. Arkansas, 2/10/07

## Top Career Scoring Games

1. 23 vs. Auburn, 1/1/307
2. 19 vs La. Tech, 12/23/06
3. 18 vs. Florida, 2/24/07
4. 16 at Kentucky, 2/20/07
4. 16 at Georgia, 1/28/07
6. 15 at Tennessee, 2/6/07
6. 15 vs. Ole Miss, 1/17/07
8. 14 at Miss. State, 2/3/07
8. 14 vs. Wright State, 12/27/06
10. 13 three times

## Junior Season (2007-08)

13 points against Chaminade with three treys (11/20) ... First double figure game of year with 11 vs. McNeese (11/14) ... Scored six in opener (11/12) ... Averaged 15 points for the exhibition games after hitting 5-of-10 three-point attempts in 17-point effort against EA Sports ... Had 13 points, 5 assists against Belhaven ... Just one turnover ... Played primarily at the point guard position in Canada ... Averaging 13.0 points and 5.3 assists in the three games.

## Martin's Game-by-Game Statistics

### 2007-08

| OPPONENT          | MIN | FG   | 3FG | FT  | REB | PF/D | A | TO | BLK | STL | PTS |
|-------------------|-----|------|-----|-----|-----|------|---|----|-----|-----|-----|
| Southeastern La.  | 31  | 2-7  | 0-2 | 2-2 | 4   | 3-0  | 3 | 2  | 0   | 1   | 6   |
| McNeese State     | 30  | 5-10 | 1-3 | 0-2 | 5   | 0-0  | 2 | 2  | 1   | 1   | 11  |
| Oklahoma State    | 24  | 2-9  | 1-6 | 0-0 | 6   | 3-0  | 0 | 2  | 0   | 0   | 24  |
| Chaminade         | 33  | 5-12 | 3-8 | 0-1 | 7   | 3-0  | 1 | 1  | 3   | 1   | 13  |
| TBD               |     |      |     |     |     |      |   |    |     |     |     |
| Southern          |     |      |     |     |     |      |   |    |     |     |     |
| Villanova         |     |      |     |     |     |      |   |    |     |     |     |
| Northwestern St.  |     |      |     |     |     |      |   |    |     |     |     |
| Wichita State     |     |      |     |     |     |      |   |    |     |     |     |
| Oregon State      |     |      |     |     |     |      |   |    |     |     |     |
| Washington        |     |      |     |     |     |      |   |    |     |     |     |
| Tulane            |     |      |     |     |     |      |   |    |     |     |     |
| Texas A&M         |     |      |     |     |     |      |   |    |     |     |     |
| Mississippi St.   |     |      |     |     |     |      |   |    |     |     |     |
| Ole Miss          |     |      |     |     |     |      |   |    |     |     |     |
| Auburn            |     |      |     |     |     |      |   |    |     |     |     |
| Vanderbilt        |     |      |     |     |     |      |   |    |     |     |     |
| Arkansas          |     |      |     |     |     |      |   |    |     |     |     |
| Auburn            |     |      |     |     |     |      |   |    |     |     |     |
| Alabama           |     |      |     |     |     |      |   |    |     |     |     |
| Tennessee         |     |      |     |     |     |      |   |    |     |     |     |
| Florida           |     |      |     |     |     |      |   |    |     |     |     |
| Kentucky          |     |      |     |     |     |      |   |    |     |     |     |
| Arkansas          |     |      |     |     |     |      |   |    |     |     |     |
| Ole Miss          |     |      |     |     |     |      |   |    |     |     |     |
| South Carolina    |     |      |     |     |     |      |   |    |     |     |     |
| Georgia           |     |      |     |     |     |      |   |    |     |     |     |
| Alabama           |     |      |     |     |     |      |   |    |     |     |     |
| Mississippi State |     |      |     |     |     |      |   |    |     |     |     |

## Terry Martin's Career Stats

| YEAR          | GP-GS        | MIN/AVG         | FG-FGA         | PCT.        | 3FG-FGA       | PCT.        | FT-FTA       | PCT.        | REB-AVG       | PF-FO       | AST       | TO        | BLK       | STL       | PTS-AVG.        |
|---------------|--------------|-----------------|----------------|-------------|---------------|-------------|--------------|-------------|---------------|-------------|-----------|-----------|-----------|-----------|-----------------|
| 06-07         | 24-16        | 701/29.2        | 93-227         | .410        | 52-134        | .388        | 15-26        | .577        | 67-2.8        | 37-1        | 35        | 43        | 6         | 11        | 253-10.5        |
| 07-08         | 4-4          | 118/29.5        | 14-38          | .368        | 5-19          | .263        | 2-5          | .400        | 22-5.5        | 9-0         | 6         | 7         | 4         | 3         | 35-8.8          |
| <b>Totals</b> | <b>28-20</b> | <b>819/29.3</b> | <b>107-265</b> | <b>.404</b> | <b>57-153</b> | <b>.373</b> | <b>17-31</b> | <b>.548</b> | <b>89-3.2</b> | <b>46-1</b> | <b>41</b> | <b>50</b> | <b>10</b> | <b>14</b> | <b>288-10.3</b> |





# Garrett Temple

Guard • 6-6 • 195 • Junior • 2VL • Baton Rouge, La. • Univeristy HS

# 14

## Top Performances

### Points

Season: 17, vs. Okla. St., 11/19/07  
 Career: 18, at Tulane, 12/2/06

### Rebounds

Season: 4, vs. Chaminade, 11/20/07  
 Career: 8, four times

### Field Goals Made

Season: 4, vs. Okla. St., 11/19/07  
 Career: 7, vs. McNeese, 11/29/06

### 3 PT FG Made

Season: 3, vs. Okla. St., 11/19/07  
 Career: 4, three times

### Free Throws Made

Season: 6, vs. Okla. St., 11/19/07  
 Career: 8, vs. Florida, 2/24/07

### Assists

Season: 5, vs. Okla. St., 11/19/07  
 Career: 7, six times

### Blocks

Season: 2, vs. McNeese, 11/14/07  
 Career: 4, vs. Auburn, 1/13/07

### Steals

Season: 3, vs. Chaminade, 11/20/07  
 Career: 4, twice

### Minutes Played

Season: 35, vs. Chaminade, 11/20/07  
 Career: 45, vs. Texas, 12/10/06

## Top Career Scoring Games

1. 18 at Tulane, 12/2/06
2. 17 vs. Oklahoma State, 11/19/07
2. 17 vs. Florida, 2/24/07
2. 17 at Oregon State, 12/17/06
2. 17 vs. McNeese State, 11/29/06
6. 16 at Mississippi State, 2/3/07
6. 16 vs. Nicholls State, 11/17/06
8. 14 three times

## Junior Season (2007-08)

Just one point off his career high with 17 against Oklahoma State (11/19) ... Came off the bench and had nine points in 30 minutes against McNeese (11/14) ... Failed to score in opener (11/12) ... Three points, four blocks in 19 minutes against Belhaven ... Temple did not play on the Canadian trip as he recovered from an ankle injury originally hurt on summer China trip and aggravated during a pickup game.

## Temple's Game-by-Game Statistics

### 2007-08

| OPPONENT          | MIN | FG  | 3FG | FT  | REB | PF/D | A | TO | BLK | STL | PTS |
|-------------------|-----|-----|-----|-----|-----|------|---|----|-----|-----|-----|
| Southeastern La.  | 29  | 0-1 | 0-1 | 0-2 | 1   | 3-0  | 1 | 2  | 0   | 0   | 0   |
| McNeese State     | 30  | 3-4 | 0-1 | 3-4 | 2   | 2-0  | 2 | 0  | 2   | 1   | 9   |
| Oklahoma State    | 34  | 4-7 | 3-5 | 6-6 | 3   | 4-0  | 5 | 4  | 1   | 1   | 17  |
| Chaminade         | 35  | 3-7 | 1-3 | 2-4 | 4   | 2-0  | 4 | 2  | 1   | 3   | 9   |
| TBD               |     |     |     |     |     |      |   |    |     |     |     |
| Southern          |     |     |     |     |     |      |   |    |     |     |     |
| Villanova         |     |     |     |     |     |      |   |    |     |     |     |
| Northwestern St.  |     |     |     |     |     |      |   |    |     |     |     |
| Wichita State     |     |     |     |     |     |      |   |    |     |     |     |
| Oregon State      |     |     |     |     |     |      |   |    |     |     |     |
| Washington        |     |     |     |     |     |      |   |    |     |     |     |
| Tulane            |     |     |     |     |     |      |   |    |     |     |     |
| Texas A&M         |     |     |     |     |     |      |   |    |     |     |     |
| Mississippi St.   |     |     |     |     |     |      |   |    |     |     |     |
| Ole Miss          |     |     |     |     |     |      |   |    |     |     |     |
| Auburn            |     |     |     |     |     |      |   |    |     |     |     |
| Vanderbilt        |     |     |     |     |     |      |   |    |     |     |     |
| Arkansas          |     |     |     |     |     |      |   |    |     |     |     |
| Auburn            |     |     |     |     |     |      |   |    |     |     |     |
| Alabama           |     |     |     |     |     |      |   |    |     |     |     |
| Tennessee         |     |     |     |     |     |      |   |    |     |     |     |
| Florida           |     |     |     |     |     |      |   |    |     |     |     |
| Kentucky          |     |     |     |     |     |      |   |    |     |     |     |
| Arkansas          |     |     |     |     |     |      |   |    |     |     |     |
| Ole Miss          |     |     |     |     |     |      |   |    |     |     |     |
| South Carolina    |     |     |     |     |     |      |   |    |     |     |     |
| Georgia           |     |     |     |     |     |      |   |    |     |     |     |
| Alabama           |     |     |     |     |     |      |   |    |     |     |     |
| Mississippi State |     |     |     |     |     |      |   |    |     |     |     |

## Garrett Temple's Career Stats

| YEAR          | GP-GS        | MIN/AVG          | FG-FGA         | PCT.        | 3FG-FGA       | PCT.        | FT-FTA        | PCT.        | REB-AVG        | PF-FO        | AST        | TO         | BLK       | STL       | PTS-AVG.       |
|---------------|--------------|------------------|----------------|-------------|---------------|-------------|---------------|-------------|----------------|--------------|------------|------------|-----------|-----------|----------------|
| 05-06         | 36-35        | 1207/33.5        | 65-194         | .335        | 27-109        | .248        | 25-37         | .676        | 94-2.6         | 87-2         | 99         | 70         | 31        | 38        | 182-5.1        |
| 06-07         | 32-32        | 1099/34.3        | 91-230         | .396        | 35-130        | .269        | 57-70         | .814        | 118-3.7        | 79-1         | 138        | 83         | 34        | 52        | 274-8.6        |
| 07-08         | 4-2          | 128/32.0         | 10-19          | .526        | 4-10          | .400        | 11-16         | .688        | 10-2.5         | 11-0         | 12         | 8          | 4         | 5         | 35-8.8         |
| <b>Totals</b> | <b>72-69</b> | <b>2434/33.8</b> | <b>166-443</b> | <b>.375</b> | <b>66-249</b> | <b>.265</b> | <b>93-123</b> | <b>.756</b> | <b>222-3.1</b> | <b>177-3</b> | <b>249</b> | <b>161</b> | <b>69</b> | <b>95</b> | <b>491-6.8</b> |



# Garrett Green

Forward • 6-10 • 218 • Freshman • HS • Woodland Hills, Calif. • Taft HS

# 20

## Top Performances

### Points

Season: 2, vs. Chaminade, 11/20/07  
 Career: 2, vs. Chaminade, 11/20/07

### Rebounds

Season: 4, vs. Chaminade, 11/20/07  
 Career: 4, vs. Chaminade, 11/20/07

### Field Goals Made

Season: 1, vs. Chaminade, 11/20/07  
 Career: 1, vs. Chaminade, 11/20/07

### 3 PT FG Made

Season:  
 Career:

### Free Throws Made

Season: 1, vs. Okla. St., 11/19/07  
 Career: 1, vs. Okla. St., 11/19/07

### Assists

Season: 1, twice  
 Career: 1, twice

### Blocks

Season: 2, vs. Okla. St., 11/19/07  
 Career: 2, vs. Okla. St., 11/19/07

### Steals

Season: 1, vs. Okla. St., 11/19/07  
 Career: 1, vs. Okla. St., 11/19/07

### Minutes Played

Season: 17, vs. Okla. St., 11/19/07  
 Career: 17, vs. Okla. St., 11/19/07

## Top Career Scoring Games

- 1 2 vs. Chaminade, 11/20/07
- 2. 1 vs. Oklahoma State, 11/19/07

## Freshman Season (2007-08)

Scored first field goal of career against Chaminade (11/20) ... Played 17 minutes on his first venture onto the court in Maui (11/19) ... Made his only field goal attempt against EA Sports ... Green was 1-of-4 with four points in 12 minutes against Belhaven ... Green did not play in Canada while the coaches were deciding on redshirt possibility for 2007-08.


## Green's Game-by-Game Statistics

### 2007-08

| OPPONENT          | MIN | FG  | 3FG | FT  | REB | PF/D | A | TO | BLK | STL | PTS |
|-------------------|-----|-----|-----|-----|-----|------|---|----|-----|-----|-----|
| Southeastern La.  | DNP |     |     |     |     |      |   |    |     |     |     |
| McNeese State     | DNP |     |     |     |     |      |   |    |     |     |     |
| Oklahoma State    | 17  | 0-1 | 0-0 | 1-2 | 2   | 5-1  | 1 | 2  | 2   | 1   | 1   |
| Chaminade         | 14  | 1-2 | 0-0 | 0-0 | 4   | 0-0  | 1 | 0  | 0   | 0   | 2   |
| TBD               |     |     |     |     |     |      |   |    |     |     |     |
| Southern          |     |     |     |     |     |      |   |    |     |     |     |
| Villanova         |     |     |     |     |     |      |   |    |     |     |     |
| Northwestern St.  |     |     |     |     |     |      |   |    |     |     |     |
| Wichita State     |     |     |     |     |     |      |   |    |     |     |     |
| Oregon State      |     |     |     |     |     |      |   |    |     |     |     |
| Washington        |     |     |     |     |     |      |   |    |     |     |     |
| Tulane            |     |     |     |     |     |      |   |    |     |     |     |
| Texas A&M         |     |     |     |     |     |      |   |    |     |     |     |
| Mississippi St.   |     |     |     |     |     |      |   |    |     |     |     |
| Ole Miss          |     |     |     |     |     |      |   |    |     |     |     |
| Auburn            |     |     |     |     |     |      |   |    |     |     |     |
| Vanderbilt        |     |     |     |     |     |      |   |    |     |     |     |
| Arkansas          |     |     |     |     |     |      |   |    |     |     |     |
| Auburn            |     |     |     |     |     |      |   |    |     |     |     |
| Alabama           |     |     |     |     |     |      |   |    |     |     |     |
| Tennessee         |     |     |     |     |     |      |   |    |     |     |     |
| Florida           |     |     |     |     |     |      |   |    |     |     |     |
| Kentucky          |     |     |     |     |     |      |   |    |     |     |     |
| Arkansas          |     |     |     |     |     |      |   |    |     |     |     |
| Ole Miss          |     |     |     |     |     |      |   |    |     |     |     |
| South Carolina    |     |     |     |     |     |      |   |    |     |     |     |
| Georgia           |     |     |     |     |     |      |   |    |     |     |     |
| Alabama           |     |     |     |     |     |      |   |    |     |     |     |
| Mississippi State |     |     |     |     |     |      |   |    |     |     |     |

## Garrett Green's Career Stats

| YEAR          | GP-GS      | MIN/AVG        | FG-FGA     | PCT.        | 3FG-FGA    | PCT.        | FT-FTA     | PCT.        | REB-AVG      | PF-FO      | AST      | TO       | BLK      | STL      | PTS-AVG.     |
|---------------|------------|----------------|------------|-------------|------------|-------------|------------|-------------|--------------|------------|----------|----------|----------|----------|--------------|
| 07-08         | 2-0        | 31-15.5        | 1-3        | .333        | 0-0        | .000        | 1-2        | .500        | 6-3.0        | 5-1        | 2        | 2        | 2        | 1        | 3-1.5        |
| <b>Totals</b> | <b>2-0</b> | <b>31-15.5</b> | <b>1-3</b> | <b>.333</b> | <b>0-0</b> | <b>.000</b> | <b>1-2</b> | <b>.500</b> | <b>6-3.0</b> | <b>5-1</b> | <b>2</b> | <b>2</b> | <b>2</b> | <b>1</b> | <b>3-1.5</b> |



# Chris Johnson

Center • 6-11 • 205 • Junior • 2VL • Montross, Va. • Laurinburg (NC) Prep

# 21

### Top Performances

#### Points

Season: 19, vs. Okla. St., 11/19/07  
 Career: 19, vs. Okla. St., 11/19/07

#### Rebounds

Season: 11, vs. Chaminade, 11/20/07  
 Career: 11, vs. Chaminade, 11/20/07

#### Field Goals Made

Season: 8, twice  
 Career: 8, twice

#### 3 PT FG Made

Season: 3, vs. Okla. St., 11/19/07  
 Career: 3, vs. Okla. St., 11/19/07

#### Free Throws Made

Season: 2, vs. Chaminade, 11/20/07  
 Career: 4, vs. Alabama, 1/31/07

#### Assists

Season: 1, three times  
 Career: 1, 10 times

#### Blocks

Season: 6, vs. McNeese, 11/14/07  
 Career: 6, vs. McNeese, 11/14/07

#### Steals

Season: 1, twice  
 Career: 1, seven times

#### Minutes Played

Season: 37, vs. Okla. St., 11/19/07  
 Career: 37, vs. Okla. St., 11/19/07

### Top Career Scoring Games

1. 19 vs. Oklahoma State, 11/19/07
2. 18 vs. Chaminade, 11/20/07
3. 13 vs. Alabama, 1/31/07
4. 9 vs. Arkansas, 2/10/07
- 4 9 vs. Nicholls State, 11/17/06
- 6, 6 vs. Nicholls State, 11/21/05
7. 4 vs. McNeese, 11/14/07
7. 4 vs. Miss. State, 2/17/07
7. 4 at Miss. State, 2/3/07
7. 4 vs. Miss. Valley, 12/28/06

### Junior Season (2007-08)

Back-to-back strong games with his first double-double against Chaminade (11/20) ... Had a career day, hitting three treys and scoring 19 points against Oklahoma State (11/19) ... Moved into the starting lineup against McNeese (11/14) with four points and six blocks ... Two points on a dunk in opener (11/12) ... Averaged 8.5 points and 5.0 rebounds in 20 minutes during the two exhibitions ... Johnson had nine points, three assists in 14 minutes in first exhibition ... Johnson averaged 9.3 points per game and 6.3 rebounds with seven blocks in the three-game exhibition tour of Canada

### Johnson's Game-by-Game Statistics

#### 2007-08

| OPPONENT          | MIN | FG   | 3FG | FT  | REB | PF/D | A | TO | BLK | STL | PTS |
|-------------------|-----|------|-----|-----|-----|------|---|----|-----|-----|-----|
| Southeastern La.  | 13  | 1-4  | 0-2 | 0-0 | 2   | 0-0  | 0 | 0  | 1   | 1   | 2   |
| McNeese State     | 26  | 2-4  | 0-1 | 0-0 | 3   | 3-0  | 1 | 2  | 6   | 0   | 4   |
| Oklahoma State    | 37  | 8-9  | 3-4 | 0-0 | 5   | 2-0  | 1 | 7  | 0   | 0   | 19  |
| Chaminade         | 34  | 8-15 | 0-1 | 2-3 | 11  | 1-0  | 1 | 1  | 3   | 1   | 18  |
| TBD               |     |      |     |     |     |      |   |    |     |     |     |
| Southern          |     |      |     |     |     |      |   |    |     |     |     |
| Villanova         |     |      |     |     |     |      |   |    |     |     |     |
| Northwestern St.  |     |      |     |     |     |      |   |    |     |     |     |
| Wichita State     |     |      |     |     |     |      |   |    |     |     |     |
| Oregon State      |     |      |     |     |     |      |   |    |     |     |     |
| Washington        |     |      |     |     |     |      |   |    |     |     |     |
| Tulane            |     |      |     |     |     |      |   |    |     |     |     |
| Texas A&M         |     |      |     |     |     |      |   |    |     |     |     |
| Mississippi St.   |     |      |     |     |     |      |   |    |     |     |     |
| Ole Miss          |     |      |     |     |     |      |   |    |     |     |     |
| Auburn            |     |      |     |     |     |      |   |    |     |     |     |
| Vanderbilt        |     |      |     |     |     |      |   |    |     |     |     |
| Arkansas          |     |      |     |     |     |      |   |    |     |     |     |
| Auburn            |     |      |     |     |     |      |   |    |     |     |     |
| Alabama           |     |      |     |     |     |      |   |    |     |     |     |
| Tennessee         |     |      |     |     |     |      |   |    |     |     |     |
| Florida           |     |      |     |     |     |      |   |    |     |     |     |
| Kentucky          |     |      |     |     |     |      |   |    |     |     |     |
| Arkansas          |     |      |     |     |     |      |   |    |     |     |     |
| Ole Miss          |     |      |     |     |     |      |   |    |     |     |     |
| South Carolina    |     |      |     |     |     |      |   |    |     |     |     |
| Georgia           |     |      |     |     |     |      |   |    |     |     |     |
| Alabama           |     |      |     |     |     |      |   |    |     |     |     |
| Mississippi State |     |      |     |     |     |      |   |    |     |     |     |

### Chris Johnson's Career Stats

| YEAR          | GP-GS       | MIN/AVG        | FG-FGA       | PCT.        | 3FG-FGA     | PCT.        | FT-FTA       | PCT.        | REB-AVG       | PF-FO       | AST      | TO        | BLK       | STL      | PTS-AVG.       |
|---------------|-------------|----------------|--------------|-------------|-------------|-------------|--------------|-------------|---------------|-------------|----------|-----------|-----------|----------|----------------|
| 05-06         | 10-0        | 43/4.3         | 6-18         | .333        | 0-6         | .000        | 1-2          | .500        | 7-0.7         | 2-0         | 3        | 6         | 3         | 2        | 13-1.3         |
| 06-07         | 18-2        | 122/6.8        | 24-43        | .558        | 3-6         | .500        | 7-11         | .636        | 29-1.6        | 19-0        | 3        | 8         | 12        | 2        | 58-3.2         |
| 07-08         | 4-3         | 110/27.5       | 19-32        | .594        | 3-8         | .375        | 2-3          | .667        | 21-5.3        | 6-0         | 3        | 10        | 10        | 2        | 43-10.8        |
| <b>Totals</b> | <b>32-5</b> | <b>275-8.6</b> | <b>49-93</b> | <b>.527</b> | <b>6-20</b> | <b>.300</b> | <b>10-16</b> | <b>.625</b> | <b>57-1.8</b> | <b>27-0</b> | <b>9</b> | <b>24</b> | <b>25</b> | <b>6</b> | <b>114-3.6</b> |



# Alex Farrer

Guard • 6-5 • 200 • Sophomore • 1VL • Phoenix, Ariz. • St. Mary's HS

# 30

## Top Performances

### Points

Season:

Career: 5, twice

### Rebounds

Season:

Career: 2, three times

### Field Goals Made

Season:

Career: 1, four times

### 3 PT FG Made

Season:

Career: 1, four times

### Free Throws Made

Season:

Career: 2, twice

### Assists

Season: 1, vs. Chaminade, 11/20/06

Career: 2, vs. Nicholls St., 11/17/06

### Blocks

Season:

Career:

### Steals

Season:

Career: 1, twice

### Minutes Played

Season:

Career: 16, vs. McNeese, 11/29/06

## Top Career Scoring Games

1. 5 vs. McNeese State, 11/29/06

1. 5 vs. Nicholls State, 11/17/06

3. 3 vs. South Carolina, 3/3/07

3. 3 at Kentucky, 2/20/07

5. 2 vs. UL-Monroe, 11/19/06

## Sophomore Season (2007-08)

Came in for first time in Chaminade game (11/20), took a blow to the nose, came down and got an assist before going to the bench for treatment ... Farr failed to score in either exhibition contest ... Started one game in Canada, averaged 4.3 points per game and hit three treys.

## Farrer's Game-by-Game Statistics

### 2007-08

| OPPONENT | MIN | FG | 3FG | FT | REB | PF/D | A | TO | BLK | STL | PTS |
|----------|-----|----|-----|----|-----|------|---|----|-----|-----|-----|
|----------|-----|----|-----|----|-----|------|---|----|-----|-----|-----|

|                  |     |  |  |  |  |  |  |  |  |  |  |
|------------------|-----|--|--|--|--|--|--|--|--|--|--|
| Southeastern La. | DNP |  |  |  |  |  |  |  |  |  |  |
|------------------|-----|--|--|--|--|--|--|--|--|--|--|

|               |     |  |  |  |  |  |  |  |  |  |  |
|---------------|-----|--|--|--|--|--|--|--|--|--|--|
| McNeese State | DNP |  |  |  |  |  |  |  |  |  |  |
|---------------|-----|--|--|--|--|--|--|--|--|--|--|

|                |     |  |  |  |  |  |  |  |  |  |  |
|----------------|-----|--|--|--|--|--|--|--|--|--|--|
| Oklahoma State | DNP |  |  |  |  |  |  |  |  |  |  |
|----------------|-----|--|--|--|--|--|--|--|--|--|--|

|           |    |     |     |     |   |     |   |   |   |   |   |
|-----------|----|-----|-----|-----|---|-----|---|---|---|---|---|
| Chaminade | 0+ | 0-0 | 0-0 | 0-0 | 0 | 0-0 | 1 | 0 | 0 | 0 | 0 |
|-----------|----|-----|-----|-----|---|-----|---|---|---|---|---|

|     |  |  |  |  |  |  |  |  |  |  |  |
|-----|--|--|--|--|--|--|--|--|--|--|--|
| TBD |  |  |  |  |  |  |  |  |  |  |  |
|-----|--|--|--|--|--|--|--|--|--|--|--|

|          |  |  |  |  |  |  |  |  |  |  |  |
|----------|--|--|--|--|--|--|--|--|--|--|--|
| Southern |  |  |  |  |  |  |  |  |  |  |  |
|----------|--|--|--|--|--|--|--|--|--|--|--|

|           |  |  |  |  |  |  |  |  |  |  |  |
|-----------|--|--|--|--|--|--|--|--|--|--|--|
| Villanova |  |  |  |  |  |  |  |  |  |  |  |
|-----------|--|--|--|--|--|--|--|--|--|--|--|

|                  |  |  |  |  |  |  |  |  |  |  |  |
|------------------|--|--|--|--|--|--|--|--|--|--|--|
| Northwestern St. |  |  |  |  |  |  |  |  |  |  |  |
|------------------|--|--|--|--|--|--|--|--|--|--|--|

|               |  |  |  |  |  |  |  |  |  |  |  |
|---------------|--|--|--|--|--|--|--|--|--|--|--|
| Wichita State |  |  |  |  |  |  |  |  |  |  |  |
|---------------|--|--|--|--|--|--|--|--|--|--|--|

|              |  |  |  |  |  |  |  |  |  |  |  |
|--------------|--|--|--|--|--|--|--|--|--|--|--|
| Oregon State |  |  |  |  |  |  |  |  |  |  |  |
|--------------|--|--|--|--|--|--|--|--|--|--|--|

|            |  |  |  |  |  |  |  |  |  |  |  |
|------------|--|--|--|--|--|--|--|--|--|--|--|
| Washington |  |  |  |  |  |  |  |  |  |  |  |
|------------|--|--|--|--|--|--|--|--|--|--|--|

|        |  |  |  |  |  |  |  |  |  |  |  |
|--------|--|--|--|--|--|--|--|--|--|--|--|
| Tulane |  |  |  |  |  |  |  |  |  |  |  |
|--------|--|--|--|--|--|--|--|--|--|--|--|

|           |  |  |  |  |  |  |  |  |  |  |  |
|-----------|--|--|--|--|--|--|--|--|--|--|--|
| Texas A&M |  |  |  |  |  |  |  |  |  |  |  |
|-----------|--|--|--|--|--|--|--|--|--|--|--|

|                 |  |  |  |  |  |  |  |  |  |  |  |
|-----------------|--|--|--|--|--|--|--|--|--|--|--|
| Mississippi St. |  |  |  |  |  |  |  |  |  |  |  |
|-----------------|--|--|--|--|--|--|--|--|--|--|--|

|          |  |  |  |  |  |  |  |  |  |  |  |
|----------|--|--|--|--|--|--|--|--|--|--|--|
| Ole Miss |  |  |  |  |  |  |  |  |  |  |  |
|----------|--|--|--|--|--|--|--|--|--|--|--|

|        |  |  |  |  |  |  |  |  |  |  |  |
|--------|--|--|--|--|--|--|--|--|--|--|--|
| Auburn |  |  |  |  |  |  |  |  |  |  |  |
|--------|--|--|--|--|--|--|--|--|--|--|--|

|            |  |  |  |  |  |  |  |  |  |  |  |
|------------|--|--|--|--|--|--|--|--|--|--|--|
| Vanderbilt |  |  |  |  |  |  |  |  |  |  |  |
|------------|--|--|--|--|--|--|--|--|--|--|--|

|          |  |  |  |  |  |  |  |  |  |  |  |
|----------|--|--|--|--|--|--|--|--|--|--|--|
| Arkansas |  |  |  |  |  |  |  |  |  |  |  |
|----------|--|--|--|--|--|--|--|--|--|--|--|

|        |  |  |  |  |  |  |  |  |  |  |  |
|--------|--|--|--|--|--|--|--|--|--|--|--|
| Auburn |  |  |  |  |  |  |  |  |  |  |  |
|--------|--|--|--|--|--|--|--|--|--|--|--|

|         |  |  |  |  |  |  |  |  |  |  |  |
|---------|--|--|--|--|--|--|--|--|--|--|--|
| Alabama |  |  |  |  |  |  |  |  |  |  |  |
|---------|--|--|--|--|--|--|--|--|--|--|--|

|           |  |  |  |  |  |  |  |  |  |  |  |
|-----------|--|--|--|--|--|--|--|--|--|--|--|
| Tennessee |  |  |  |  |  |  |  |  |  |  |  |
|-----------|--|--|--|--|--|--|--|--|--|--|--|

|         |  |  |  |  |  |  |  |  |  |  |  |
|---------|--|--|--|--|--|--|--|--|--|--|--|
| Florida |  |  |  |  |  |  |  |  |  |  |  |
|---------|--|--|--|--|--|--|--|--|--|--|--|

|          |  |  |  |  |  |  |  |  |  |  |  |
|----------|--|--|--|--|--|--|--|--|--|--|--|
| Kentucky |  |  |  |  |  |  |  |  |  |  |  |
|----------|--|--|--|--|--|--|--|--|--|--|--|

|          |  |  |  |  |  |  |  |  |  |  |  |
|----------|--|--|--|--|--|--|--|--|--|--|--|
| Arkansas |  |  |  |  |  |  |  |  |  |  |  |
|----------|--|--|--|--|--|--|--|--|--|--|--|

|          |  |  |  |  |  |  |  |  |  |  |  |
|----------|--|--|--|--|--|--|--|--|--|--|--|
| Ole Miss |  |  |  |  |  |  |  |  |  |  |  |
|----------|--|--|--|--|--|--|--|--|--|--|--|

|                |  |  |  |  |  |  |  |  |  |  |  |
|----------------|--|--|--|--|--|--|--|--|--|--|--|
| South Carolina |  |  |  |  |  |  |  |  |  |  |  |
|----------------|--|--|--|--|--|--|--|--|--|--|--|

|         |  |  |  |  |  |  |  |  |  |  |  |
|---------|--|--|--|--|--|--|--|--|--|--|--|
| Georgia |  |  |  |  |  |  |  |  |  |  |  |
|---------|--|--|--|--|--|--|--|--|--|--|--|

|         |  |  |  |  |  |  |  |  |  |  |  |
|---------|--|--|--|--|--|--|--|--|--|--|--|
| Alabama |  |  |  |  |  |  |  |  |  |  |  |
|---------|--|--|--|--|--|--|--|--|--|--|--|

|                   |  |  |  |  |  |  |  |  |  |  |  |
|-------------------|--|--|--|--|--|--|--|--|--|--|--|
| Mississippi State |  |  |  |  |  |  |  |  |  |  |  |
|-------------------|--|--|--|--|--|--|--|--|--|--|--|

## Alex Farrer's Career Stats

| YEAR          | GP-GS       | MIN/AVG       | FG-FGA      | PCT.        | 3FG-FGA     | PCT.        | FT-FTA     | PCT.        | REB-AVG       | PF-FO      | AST      | TO       | BLK      | STL      | PTS-AVG.      |
|---------------|-------------|---------------|-------------|-------------|-------------|-------------|------------|-------------|---------------|------------|----------|----------|----------|----------|---------------|
| 06-07         | 14-0        | 86/6.1        | 5-23        | .217        | 4-20        | .200        | 4-6        | .667        | 14-1.0        | 7-0        | 6        | 5        | 2        | 0        | 18-1.3        |
| 07-08         | 1-0         | 0/0.0         | 0-0         | .000        | 0-0         | .000        | 0-0        | .000        | 0-0.0         | 0-0        | 1        | 0        | 0        | 0        | 0-0.0         |
| <b>Totals</b> | <b>15-0</b> | <b>86/5.7</b> | <b>5-23</b> | <b>.217</b> | <b>4-20</b> | <b>.200</b> | <b>4-6</b> | <b>.667</b> | <b>14-1.0</b> | <b>7-0</b> | <b>7</b> | <b>5</b> | <b>2</b> | <b>0</b> | <b>18-1.2</b> |

LSU Combined Team Statistics (as of Nov 20, 2007)  
All games

|                            |                |              |              |                |
|----------------------------|----------------|--------------|--------------|----------------|
| <b>RECORD:</b>             | <b>OVERALL</b> | <b>HOME</b>  | <b>AWAY</b>  | <b>NEUTRAL</b> |
| <b>ALL GAMES.....</b>      | <b>(3-1)</b>   | <b>(2-0)</b> | <b>(0-0)</b> | <b>(1-1)</b>   |
| <b>CONFERENCE.....</b>     | <b>(0-0)</b>   | <b>(0-0)</b> | <b>(0-0)</b> | <b>(0-0)</b>   |
| <b>NON-CONFERENCE.....</b> | <b>(3-1)</b>   | <b>(2-0)</b> | <b>(0-0)</b> | <b>(1-1)</b>   |

| ## Player              | GP-GS | Min--Avg | ---TOTAL--- |      | ---3-PTS--- |      | ---FT-FTA |       | ---REBOUNDS--- |     |     |     | PF  | FO | A  | TO | Blk | Stl | Pts | Avg  |
|------------------------|-------|----------|-------------|------|-------------|------|-----------|-------|----------------|-----|-----|-----|-----|----|----|----|-----|-----|-----|------|
|                        |       |          | FG-FGA      | Pct  | 3FG-FGA     | Pct  | FT        | FTA   | Pct            | Off | Def | Tot |     |    |    |    |     |     |     |      |
| 05 Thornton, Marcus... | 4-4   | 131 32.8 | 24-56       | .429 | 8-25        | .320 | 19-24     | .792  | 5              | 5   | 10  | 2.5 | 7   | 0  | 5  | 6  | 3   | 6   | 75  | 18.8 |
| 03 Randolph, Anthony.. | 4-4   | 120 30.0 | 23-39       | .590 | 1-4         | .250 | 10-16     | .625  | 6              | 28  | 34  | 8.5 | 11  | 0  | 9  | 13 | 12  | 7   | 57  | 14.3 |
| 21 Johnson, Chris..... | 4-3   | 110 27.5 | 19-32       | .594 | 3-8         | .375 | 2-3       | .667  | 6              | 15  | 21  | 5.3 | 6   | 0  | 3  | 10 | 10  | 2   | 43  | 10.8 |
| 13 Martin, Terry.....  | 4-4   | 118 29.5 | 14-38       | .368 | 5-19        | .263 | 2-5       | .400  | 6              | 16  | 22  | 5.5 | 9   | 0  | 6  | 7  | 4   | 3   | 35  | 8.8  |
| 14 Temple, Garrett.... | 4-2   | 128 32.0 | 10-19       | .526 | 4-10        | .400 | 11-16     | .688  | 3              | 7   | 10  | 2.5 | 11  | 0  | 12 | 8  | 4   | 5   | 35  | 8.8  |
| 11 Spencer, Bo.....    | 4-0   | 81 20.3  | 10-15       | .667 | 6-9         | .667 | 4-4       | 1.000 | 1              | 5   | 6   | 1.5 | 5   | 0  | 8  | 9  | 1   | 2   | 30  | 7.5  |
| 01 Mitchell, Tasmin... | 3-3   | 66 22.0  | 7-21        | .333 | 0-5         | .000 | 8-10      | .800  | 5              | 12  | 17  | 5.7 | 8   | 0  | 6  | 9  | 1   | 7   | 22  | 7.3  |
| 02 Mason, Dameon.....  | 1-0   | 15 15.0  | 2-5         | .400 | 0-0         | .000 | 1-1       | 1.000 | 0              | 1   | 1   | 1.0 | 1   | 0  | 0  | 1  | 0   | 0   | 5   | 5.0  |
| 20 Green, Garrett....  | 2-0   | 31 15.5  | 1-3         | .333 | 0-0         | .000 | 1-2       | .500  | 0              | 6   | 6   | 3.0 | 5   | 1  | 2  | 2  | 2   | 1   | 3   | 1.5  |
| 30 Farrer, Alex.....   | 1-0   | 0 0.0    | 0-0         | .000 | 0-0         | .000 | 0-0       | .000  | 0              | 0   | 0   | 0.0 | 0   | 0  | 1  | 0  | 0   | 0   | 0   | 0.0  |
| TEAM.....              |       |          |             |      |             |      |           |       |                | 6   | 6   | 12  | 3.0 | 1  |    | 0  |     |     |     |      |

|                |   |     |         |      |       |      |       |      |    |     |     |      |    |   |    |    |    |    |     |      |
|----------------|---|-----|---------|------|-------|------|-------|------|----|-----|-----|------|----|---|----|----|----|----|-----|------|
| Total.....     | 4 | 800 | 110-228 | .482 | 27-80 | .338 | 58-81 | .716 | 38 | 101 | 139 | 34.8 | 64 | 1 | 52 | 65 | 37 | 33 | 305 | 76.2 |
| Opponents..... | 4 | 800 | 108-256 | .422 | 38-95 | .400 | 37-51 | .725 | 53 | 93  | 146 | 36.5 | 79 | 5 | 43 | 62 | 9  | 31 | 291 | 72.8 |

| TEAM STATISTICS         | LS      | OPP     | DATE                                  | OPPONENT               | W/L | SCORE | ATTEND |
|-------------------------|---------|---------|---------------------------------------|------------------------|-----|-------|--------|
| -----                   |         |         |                                       |                        |     |       |        |
| SCORING.....            | 305     | 291     | 11/12/07                              | SOUTHEASTERN LOUISIANA | W   | 72-62 | 8171   |
| Points per game.....    | 76.2    | 72.8    | 11/14/07                              | MCNEESE STATE          | W   | 78-74 | 7891   |
| Scoring margin.....     | +3.5    | -       | 11-19-07                              | vs OKLAHOMA STATE      | L   | 77-83 | 2500   |
| FIELD GOALS-ATT.....    | 110-228 | 108-256 | 11-20-07                              | vs CHAMINADE           | W   | 78-72 | 2500   |
| Field goal pct.....     | .482    | .422    | * SEC Games                           |                        |     |       |        |
| 3 POINT FG-ATT.....     | 27-80   | 38-95   | & EA Sports Maui Invitational         |                        |     |       |        |
| 3-point FG pct.....     | .338    | .400    | # Pizza Hut Big East/SEC Invitational |                        |     |       |        |
| 3-pt FG made per game.. | 6.8     | 9.5     |                                       |                        |     |       |        |
| FREE THROWS-ATT.....    | 58-81   | 37-51   |                                       |                        |     |       |        |
| Free throw pct.....     | .716    | .725    |                                       |                        |     |       |        |
| REBOUNDS.....           | 139     | 146     |                                       |                        |     |       |        |
| Rebounds per game.....  | 34.8    | 36.5    |                                       |                        |     |       |        |
| Rebounding margin.....  | -1.7    | -       |                                       |                        |     |       |        |
| ASSISTS.....            | 52      | 43      |                                       |                        |     |       |        |
| Assists per game.....   | 13.0    | 10.8    |                                       |                        |     |       |        |
| TURNOVERS.....          | 65      | 62      |                                       |                        |     |       |        |
| Turnovers per game..... | 16.3    | 15.5    |                                       |                        |     |       |        |
| Turnover margin.....    | -0.7    | -       |                                       |                        |     |       |        |
| Assist/turnover ratio.. | 0.8     | 0.7     |                                       |                        |     |       |        |
| STEALS.....             | 33      | 31      |                                       |                        |     |       |        |
| Steals per game.....    | 8.3     | 7.8     |                                       |                        |     |       |        |
| BLOCKS.....             | 37      | 9       |                                       |                        |     |       |        |
| Blocks per game.....    | 9.3     | 2.3     |                                       |                        |     |       |        |
| WINNING STREAK.....     | 1       | -       |                                       |                        |     |       |        |
| Home win streak.....    | 2       | -       |                                       |                        |     |       |        |
| ATTENDANCE.....         | 16062   | 5000    |                                       |                        |     |       |        |
| Home games-Avg/Game.... | 2-8031  | 0-0     |                                       |                        |     |       |        |
| Neutral site-Avg/Game.. | -       | 2-2500  |                                       |                        |     |       |        |

| SCORE BY PERIODS: | 1st | 2nd | Total |
|-------------------|-----|-----|-------|
| -----             |     |     |       |
| LSU.....          | 122 | 183 | -     |
| Opponents.....    | 145 | 146 | -     |

LSU Game-by-Game Points-Rebounds-Assists (as of Nov 20, 2007)  
All games

| Opponent               | Date     | Score | 01                      | 02                             | 03         | 05         | 11         | 13         | 14       | 20       | 21      |          |
|------------------------|----------|-------|-------------------------|--------------------------------|------------|------------|------------|------------|----------|----------|---------|----------|
|                        |          |       | WL MITCHELL, MASON, DAM | RANDOLPH, THORNTON, SPENCER, B | MARTIN, TE | TEMPLE, GA | GREEN, GAR | JOHNSON, C |          |          |         |          |
| SOUTHEASTERN LOUISIANA | 11/12/07 | 72-62 | W                       | 6- 2- 3                        | 5- 1- 0    | 19-13- 2   | 27- 2- 2   | 7- 1- 2    | 6- 4- 3  | 0- 1- 1  | DNP     | 2- 2- 0  |
| MCNEESE STATE          | 11/14/07 | 78-74 | W                       | 16-14- 3                       | DNP        | 12- 7- 3   | 24- 3- 2   | 2- 1- 0    | 11- 5- 2 | 9- 2- 2  | DNP     | 4- 3- 1  |
| vs OKLAHOMA STATE      | 11-19-07 | 77-83 | L                       | 0- 1- 0                        | DNP        | 5- 5- 2    | 20- 3- 1   | 10- 1- 4   | 5- 6- 0  | 17- 3- 5 | 1- 2- 1 | 19- 5- 1 |
| vs CHAMINADE           | 11-20-07 | 78-72 | W                       | DNP                            | DNP        | 21- 9- 2   | 4- 2- 0    | 11- 3- 2   | 13- 7- 1 | 9- 4- 4  | 2- 4- 1 | 18-11- 1 |

30

| Opponent               | Date     | Score | WL FARRER, AL |
|------------------------|----------|-------|---------------|
| SOUTHEASTERN LOUISIANA | 11/12/07 | 72-62 | W DNP         |
| MCNEESE STATE          | 11/14/07 | 78-74 | W DNP         |
| vs OKLAHOMA STATE      | 11-19-07 | 77-83 | L DNP         |
| vs CHAMINADE           | 11-20-07 | 78-72 | W 0- 0- 1     |

LSU Season Box Score (as of Nov 20, 2007)  
MAUI TOURNEY STATS

|                     |                |             |             |                |
|---------------------|----------------|-------------|-------------|----------------|
| <b>RECORD:</b>      | <b>OVERALL</b> | <b>HOME</b> | <b>AWAY</b> | <b>NEUTRAL</b> |
| ALL GAMES.....      | (1-1)          | (0-0)       | (0-0)       | (1-1)          |
| CONFERENCE.....     | (0-0)          | (0-0)       | (0-0)       | (0-0)          |
| NON-CONFERENCE..... | (1-1)          | (0-0)       | (0-0)       | (1-1)          |

| ## Player              | GP-GS | Min--Avg | ---TOTAL--- |      | ---3-PTS--- |      | ----REBOUNDS---- |       |     |     |     |      |    |   | PF | FO | A  | TO | Blk | Stl  | Pts | Avg |
|------------------------|-------|----------|-------------|------|-------------|------|------------------|-------|-----|-----|-----|------|----|---|----|----|----|----|-----|------|-----|-----|
|                        |       |          | FG-FGA      | Pct  | 3FG-FGA     | Pct  | FT-FTA           | Pct   | Off | Def | Tot | Avg  |    |   |    |    |    |    |     |      |     |     |
| 21 Johnson, Chris..... | 2-2   | 71 35.5  | 16-24       | .667 | 3-5         | .600 | 2-3              | .667  | 6   | 10  | 16  | 8.0  | 3  | 0 | 2  | 8  | 3  | 1  | 37  | 18.5 |     |     |
| 03 Randolph, Anthony.. | 2-2   | 58 29.0  | 11-19       | .579 | 0-1         | .000 | 4-6              | .667  | 3   | 11  | 14  | 7.0  | 6  | 0 | 4  | 9  | 5  | 1  | 26  | 13.0 |     |     |
| 14 Temple, Garrett.... | 2-1   | 69 34.5  | 7-14        | .500 | 4-8         | .500 | 8-10             | .800  | 2   | 5   | 7   | 3.5  | 6  | 0 | 9  | 6  | 2  | 4  | 26  | 13.0 |     |     |
| 05 Thornton, Marcus... | 2-2   | 60 30.0  | 8-26        | .308 | 2-10        | .200 | 6-8              | .750  | 3   | 2   | 5   | 2.5  | 6  | 0 | 1  | 1  | 2  | 3  | 24  | 12.0 |     |     |
| 11 Spencer, Bo.....    | 2-0   | 48 24.0  | 7-12        | .583 | 5-8         | .625 | 2-2              | 1.000 | 0   | 4   | 4   | 2.0  | 4  | 0 | 6  | 6  | 1  | 1  | 21  | 10.5 |     |     |
| 13 Martin, Terry.....  | 2-2   | 57 28.5  | 7-21        | .333 | 4-14        | .286 | 0-1              | .000  | 4   | 9   | 13  | 6.5  | 6  | 0 | 1  | 3  | 3  | 1  | 18  | 9.0  |     |     |
| 20 Green, Garrett..... | 2-0   | 31 15.5  | 1-3         | .333 | 0-0         | .000 | 1-2              | .500  | 0   | 6   | 6   | 3.0  | 5  | 1 | 2  | 2  | 2  | 1  | 3   | 1.5  |     |     |
| 30 Farrer, Alex.....   | 1-0   | 0 0.0    | 0-0         | .000 | 0-0         | .000 | 0-0              | .000  | 0   | 0   | 0   | 0.0  | 0  | 0 | 1  | 0  | 0  | 0  | 0   | 0.0  |     |     |
| 01 Mitchell, Tasmin... | 1-1   | 6 6.0    | 0-2         | .000 | 0-0         | .000 | 0-0              | .000  | 1   | 0   | 1   | 1.0  | 2  | 0 | 0  | 2  | 0  | 1  | 0   | 0.0  |     |     |
| TEAM.....              |       |          |             |      |             |      |                  |       | 4   | 2   | 6   | 3.0  | 0  |   | 0  |    |    |    |     |      |     |     |
| Total.....             | 2     | 400      | 57-121      | .471 | 18-46       | .391 | 23-32            | .719  | 23  | 49  | 72  | 36.0 | 38 | 1 | 26 | 37 | 18 | 13 | 155 | 77.5 |     |     |
| Opponents.....         | 2     | 400      | 54-129      | .419 | 22-53       | .415 | 25-31            | .806  | 29  | 48  | 77  | 38.5 | 37 | 1 | 27 | 32 | 3  | 17 | 155 | 77.5 |     |     |

|                          |            |            |              |
|--------------------------|------------|------------|--------------|
| <b>SCORE BY PERIODS:</b> | <b>1st</b> | <b>2nd</b> | <b>Total</b> |
| -----                    | -----      | -----      | -----        |
| LSU.....                 | 60         | 95         | - 155        |
| Opponents.....           | 83         | 72         | - 155        |

|                           |            |            |              |
|---------------------------|------------|------------|--------------|
| <b>DEADBALL REBOUNDS:</b> | <b>OFF</b> | <b>DEF</b> | <b>TOTAL</b> |
| -----                     | -----      | -----      | -----        |
| LSU.....                  | 2          | 0          | 2            |
| Opponents.....            | 3          | 0          | 3            |