



LSU Fighting Tigers (10-16, 3-9)

at

University of South Carolina (12-14, 4-8)

Feb. 27, 2008, 6:30 p.m. CST (7:30 p.m. EST) (LSU Sports Radio Network)
Colonial Center -- Columbia, S. C.

2007-08 Schedule

OPPONENT	TIME
N1 BELHAVEN (Exh.)	W, 108-57
N6 GLOBAL SPORTS (Exh.)	W, 72-68
N12 SOUTHEASTERN LA. (CST)	W, 72-62
N14 MCNEESE STATE (CST)	W, 78-74
N19 1-Oklahoma State (ESPN2)	L, 77-83
N20 1-Chaminade (ESPNU)	W, 78-72
N21 1-Arizona State (ESPN2) (ot)	L, 84-87
N28 NICHOLLS STATE (CST)	W, 68-41
N30 SOUTHERN	W, 88-45
D6 2-Villanova (ESPN)	L, 67-68.
D15 NORTHWESTERN STATE	W, 82-58
D19 At Wichita State (CST-TD)	L, 47-67
D22 OREGON STATE (CST)	W, 67-61
D29 WASHINGTON (FSN/SUN)	L, 65-73
J2 3-At Tulane (CSTV)	L, 63-68
J5 at Texas A&M (ESPNU)	L, 53-79
J9 MISSISSIPPI STATE *	L, 39-61
J12 at Ole Miss * (FSN/SUN)	L, 71-74
J16 AUBURN *	L, 67-74
J19 at Vanderbilt * (Raycom)	L, 76-92
J26 ARKANSAS * (ESPN Classic)	L, 52-68
J30 at Auburn *	W, 81-80
F2 at Alabama * (Raycom)	L, 72-81
F9 TENNESSEE * (Raycom)	L, 45-47
F13 at Florida * (Raycom)	W, 85-73
F16 KENTUCKY * (Raycom)	L, 53-57
F20 at Arkansas * (Raycom)	L, 61-87
F23 OLE MISS * (FSN/SUN)	W, 69-49
F27 at South Carolina *	6:30 p.m.
M2 GEORGIA * (Raycom)	1 p.m.
M5 ALABAMA * (CST)	7 p.m.
M8 at Mississippi State *	TBA
M13-16 4-SEC Tourn. (Raycom, CBS)	TBA

* - Denotes SEC Games.
1-EA Sports Maui Inv.; 2-Pizza Hut Big East/SEC Inv.; 3-New Orleans Arena; 4-Atlanta, Ga. (Georgia Dome)

On the Air

TELEVISION * None

RADIO * LSU Sports Radio Network

Play-by-Play: Jim Hawthorne
Analyst/Host: Kevin Ford
Available on SEC XM Satellite Radio

Series History

South Carolina leads, 11-9

LAST TIME: W, 61-52 (Baton Rouge), 3/3/07

AT BATON ROUGE: 5-3

AT COLUMBIA: 4-5

NEUTRAL SITES: 0-3

LAST 5: 3-2

LAST 10: 5-5

Projected LSU Starters and Notes (based on last game):

- G 5 Marcus Thornton (6-4, 190, Jr., Baton Rouge) 18.3 ppg, 5.5 rpg**
Returned to the starting lineup after playing just four minutes against Arkansas (2/20) because of a hip flexor bruise and scored team-high 17 vs. Ole Miss (2/23) ... 14 games of 20 or more ... At Auburn (1/30), 38 points, the highest scoring game in 13 years in the league.
- G 14 Garrett Temple (6-6, 185, Jr., Baton Rouge, La.) 6.8 ppg, 4.2 rpg, 3.6 apg**
Primary point guard, has already broken into schaaol top 10 lists in career assists, blocks ... Eighth all-time at LSU in assists ... Came back from busted lip to direct LSU to the win at Florida (2/13).
- G 30 Alex Farrer (6-5, 200, So., Phoenix, Ariz.) 3.0 ppg, 1.7 rpg, 1.2 apg**
His start at Florida (2/13) may have been most important with six assists, no turnovers and one steal in 30 minutes ... 11 off the bench against Arkansas (1/26) ... six points against UK (2/16).
- C 21 Chris Johnson (6-11, 205, Jr., Montross, Va.) 11.5 ppg, 5.5 rpg, 2.2 bpg**
Made strong return after suffering broken bone in right hand 1/2 ... 19 with 4 blocks in win at Florida (2/13) ... 2nd double double in Ole Miss (2/23) win with 12 points, 15 rebounds to go with five blocks..
- F 3 Anthony Randolph (6-10, 190, Fr., Dallas, Texas) 14.6 ppg, 8.7 rpg, 2.5 bpg**
Only player to start all 26 games ,, Three time SEC Freshman of the Week this season ... Had his seventh double dobuel of the year in the Ole Miss (2/23) win with 15 points and 11 boards ... Sixth all-time at LSU for single season blocks (64) ... 3rd in SEC in rebounds, 1st among league freshman.

LSU Tries Again For Streak

Coming off one of the most impressive wins and all-around performances of the season in a 69-49 win against Ole Miss last Saturday in the Maravich Center, the LSU Tigers go on the road to the Colonial Center to face South Carolina, looking for something is hasn't been able to accomplish since late November -- a winning streak.

The last time LSU won consecutive games was November when LSU beat Nicholls St. (68-41) and Southern (88-45) on Nov. 28 and 30, one of two two-game winning streaks on the year.

bles as Anthony Randolph had 15 poitns and 11 boards, while Chris Johnson posted 12 points and a career high 15 rebounds ... The pair combined for nine of LSU's 12 blocks ... LSU held Ole Mlss to shooting just 26.8 percent (19-of-71) and for the second time this season, LSU grabbed 51 rebounds.

Considering LSU was down 60-38 in the first meeting at Oxford in January before losing 74-71, the Tigers in the last 50 minutes of play against the Rebels outscored Ole Mlss, 102-63.

Tasmin Dresses For Godfather

LSU junior Tasmin Mitchell out since the third game of the season and beginning to rehab after surgery on a fractured right ankle, received permission to dress out and be on the bench in uniform the last five games and could again be on the bench Wednesday in Columbia against South Carolina ... He is doing it as a gesture of salute to his godfather, LSU interim head coach Butch Pierre.

That Was A Nice Win Saturday

There was little to find fault with in LSU's 69-49 win over Ole Miss Saturday at the Maravich Center ... While the Tigers continue to struggle with the shot in the PMAC (34.8 percent in six SEC home games), LSU did hold a second high-scoring league opponent since Butch Pierre took over to under 50 points.

LSU also had two players with double dou-

Team Facts

LSU

RECORD: 10-16, 3-9
LAST GAME: W, 69-49, vs. Ole Miss (2/23)
RANKINGS: NA
INTERIM HEAD COACH: Butch Pierre
CAREER RECORD: 2-3 (1st year)
LSU RECORD: 2-3 (1st year)
VS. SOUTH CAROLINA: 0-0

SOUTH CAROLINA

RECORD: 12-14, 4-8
LAST GAME: L, 56-61 (ot) vs. MSU (2/23)
RANKINGS: NA
HEAD COACH: Dave Odom
CAREER RECORD: 404-274 (22years)
SC RECORD: 126-100 (7th year)
VS. LSU: 3-4

LSU Sports Information
PO Box 25095, Baton Rouge, LA 70894

Basketball Contact: C. Kent Lowe
www.LSUsports.net

Phone - 225.578.8226
Fax - 225.578.1861

Media Services

Butch Pierre Interview Opportunities

After Practice

Coach Butch Pierre is usually available after most practices sessions. Most practices start between 3 and 4 p.m. (depending on pre-practice video sessions and weights) and usually finish between 5 and 6 p.m. Contact Basketball SID Kent Lowe (225-578-1864) to confirm practice times.

SEC Teleconference

The 12 SEC coaches are featured on a teleconference each Monday and Thursday January through March through the conference season. The conference starts at 10 a.m. (CST). Coach Pierre is on at 10:28 a.m. CST. To access the media only number contact Kent Lowe or the Southeastern Conference Media Relations Office (205-458-3010).

By Appointment, By Phone

Coach Pierre is available for

interviews most non-gameday mornings prior to noon. Please contact either Kent Lowe (225-578-1864) or Basketball Secretary Pam LeBlanc (225-578-8217).

LSU Basketball Tonight, Presented by Whitney Bank on The LSU Sports Radio Network

The weekly call-in show takes place Monday at 7 p.m. from Walkon's Bistro at the corner of Nicholson and Burbank ... The show has two more weeks to run March 3 and March 10 ... The show airs in Baton Rouge on Eagle 98.1 FM, on the Internet at www.LSUsports.net and on many LSU Sports Radio Network affiliates.

Inside LSU Basketball

The weekly TV show is on a state-wide network ... WBRZ-TV, Channel 2, will carry the show at 10:35 p.m. Sunday ... The show runs through March

9 ... Besides WBRZ-TV, the show can be seen on Cox Cable 4 in Baton Rouge Mondays at 9:30 p.m. and on Cox Sports Television (Ch. 37 on Cox Cable) on Wednesdays at 5:30 p.m. ... Other markets airing the show are KLAX-TV in Alexandria, Cox Channel 8 in Lake Charles, KEJB-TV in Monroe, KWBJ in Mogan City, WGNO-TV in New Orleans and KMSS in Shreveport.

LSU Player Interview Opportunities

Post Practice

The best time to contact LSU players is usually at the conclusion of practice. Again, please let Basketball SID Kent Lowe know your interview intentions as far in advance as possible.

LSU Satellite Newsfeed

For more information on satellite feeds and coordinates please call Assistant Athletic Director/Television Kevin Wagner (225-578-1797).

Post Game

Coach Pierre will be in the L-Club Room of the Maravich Center to visit with the media ... Requested players will be brought to the L-Club after they shower and dress and Coach Pierre has finished his post-game remarks ... **THE LSU DRESSING ROOM IS CLOSED** ... To reach the L-Club, exit the building on the Southwest side and once outside turn left and go down the first set of steps to the L-Club ... The visiting team dressing

area is in the Northeast Corridor and across from the media work area ... The visiting coach has an interview area (where the pre-game meal is served) that he can use for his post-game media obligations if he wishes.

On the road, Coach Pierre will be available in the interview area or outside the dressing room ... Players will be available after they dress.

Who to Contact

LSU Sports Information Office

(225) 578-8226

Asst. AD/Sports Info. Director

Michael Bonnette - mbonnet@lsu.edu

Sr. Associate SID (Basketball)

C. Kent Lowe - clowe@lsu.edu

Asst. Men's Basketball Contact

Alex Restrepo - arestr1@lsu.edu

LSU Sports Television Network

(225) 578-1797

Director of Television

Kevin Wagner - jwagne2@lsu.edu

Manager/Television

John Schiebe -- jschieb@lsu.edu

LSU Sports Radio Network

(225) 578-1882

Director of Radio

Jim Hawthorne - Isuradio@lsu.edu

LSU Athletics Online

www.LSUsports.net

The Official Website of LSU Athletics is home to all the basketball information you need. Schedules, results, rosters, bios, statistics and game notes can be found. The **GAMEDAY** section, updated daily, has all relevant info for the upcoming game.

http://media.lsusports.net

Media can access images for all LSU teams, including action shots, heads shots, logos, etc. To gain access, email Michael Bonnette or Kent Lowe. You will be assigned a login and password that will enable you to retrieve pictures. This service is for the media use only.

LSUsports.net/media

Request Credentials online, Read the latest Game Notes and Submit Photo Requests.

C. Kent Lowe clowe@lsu.edu							
Weekly Schedule (Subject to change)							
MONDAY 25	TUESDAY 26	WEDNESDAY 27	THURSDAY 28	FRIDAY 29	SATURDAY 1	SUNDAY 2	
Practice, 3:30 p.m. SEC Teleconference, Pierre at 10:28 a.m. LSU Basketball Radio Show, 7 p.m. Walkons	Practice TBA Charter flight to Columbia, S. C.	Game 27 -- LSU at South Carolina, Colonial Center (Columbia, S.C.) LSU Sports Radio Network	Off	Practice, 3 p.m.	Practice TBA	Game 28 -- Georgia at LSU, Maravich Center, 1 p.m. (LSU Sports Radio Network, Raycom) Tickets \$14, \$5 youth	
MONDAY 3	TUESDAY 4	WEDNESDAY 5	THURSDAY 6	FRIDAY 7	SATURDAY 8	SUNDAY 9	
Practice, 3:30 p.m. SEC Teleconference, Pierre at 10:28 a.m. LSU Basketball Radio Show, 7 p.m. Walkons	Practice 3 p.m.	Game 29 -- Alabama at LSU, Maravich Center (LSU Sports Radio Network, CST) Tickets \$14 adults, \$5 youth	Practice 3:30 p.m. SEC Teleconference, 10 a.m.; Butch Pierre at 10:28 a.m.	Practice TBA Bus to Starkville.	Game 30 -- LSU at Miss. State (Humphrey Coliseum), TBA (LSU Sports Radio Network, TV TBA)	OFF Final show of Inside LSU Basketball (10:35 p.m. Baton Rouge and affiliates LSU Sports TV Network	

CAREER SPECIALTY NUMBERS

CAREER DOUBLE-FIGURE GAMES

Tasmin Mitchell 50
Terry Martin 29
Garrett Temple 21
Marcus Thornton 22
Anthony Randolph 21
Chris Johnson 13
Bo Spencer 4
Alex Farrer 1

CAREER DOUBLE-FIGURE REBOUNDS

Tasmin Mitchell 9
Anthony Randolph 6
Marcus Thornton 3
Chris Johnson 2

CAREER DOUBLE-DOUBLES

Tasmin Mitchell 8
Anthony Randolph 6
Marcus Thornton 3
Chris Johnson 2

CAREER THREE-POINTERS

Terry Martin 92
Garrett Temple 83
Marcus Thornton 70
Tasmin Mitchell 69
Bo Spencer 19
Chris Johnson 14
Alex Farrer 10
Anthony Randolph 2
Garrett Green 2

CAREER ASSISTS

Garrett Temple 331
Tasmin Mitchell 165
Terry Martin 80
Bo Spencer 39
Anthony Randolph 35
Alex Farrer 33
Marcus Thornton 32
Chris Johnson 21
Quintin Thornton 7
Garrett Green 5
Greg Terrebbonne 3

CAREER BLOCKS

Garrett Temple 86
Anthony Randolph 64
Chris Johnson 59
Tasmin Mitchell 44
Terry Martin 15
Marcus Thornton 7
Garrett Green 4
Alex Farrer 4
Quintin Thornton 2
Bo Spencer 1

2007-08 LSU Men's Basketball Roster

NO.	NAME	CL.	POS.	HT.	WT.	EXP.	HOMETOWN/LAST SCHOOL
1**	Tasmin Mitchell	Jr.	F	6-7	228	2VL	Denham Springs, La./D. Spr. HS
3	Anthony Randolph	Fr.	F	6-10	205	HS	Dallas, Texas/Woodrow Wilson HS
5	Marcus Thornton	Jr.	G	6-4	198	JC	Baton Rouge, La./Kilgore College
10	Greg Terrebbonne	So.	G	6-0	205	1VL	Galliano, La./South LaFourche HS
11	Bo Spencer	Fr.	G	6-1	180	HS	Baton Rouge, La./Glen Oaks HS
13	Terry Martin	Jr.	G	6-6	207	1VL	Monroe, La./Texas Tech
14	Garrett Temple	Jr.	G	6-6	195	2VL	Baton Rouge, La./University HS
20	Garrett Green	Fr.	F	6-10	218	HS	Woodland Hills, Calif./Taft HS
21	Chris Johnson	Jr.	C	6-11	205	2VL	Montross, Va./Laurinburg Prep
30	Alex Farrer	So.	G	6-5	200	1VL	Phoenix, Ariz./St. Mary's HS
32	Quintin Thornton	Jr.	F	6-8	230	JC	Orlando, Fla./Odessa College

**Injured; medical redshirt candidate

Interim Head Coach: Butch Pierre (Mississippi State, 1984), 11th year at LSU

Assistant Coach: John Treloar (Belhaven, 1979), 4th year at LSU

Assistant Coach: Chad Dollar (Milligan, 1996), 1st year at LSU

Director of Basketball Operations: Jeff Clapacs (Wooster, 2007), 1st year at LSU

Transactions

Quintin Thornton injured his left pectoral muscle in the weight room, Oct.19. Underwent surgery, out for at least two months ... Returned to practice Jan. 8, played final moments of Miss. State game on Jan. 9 ... Dameon Mason missed McNeese game (11/14) and Maui Tournament (11/19-21) with viral infection on heart muscle ... Cleared Monday (11/26) to return to practice ... Tasmin Mitchell was taken out of Oklahoma State game (11/19) after six minutes, did not play the remainder of the Maui tournament ... Had a stress reaction in the shin bone area of his left foot ... Surgery was Nov. 29 ... Eligible for medical redshirt ... Dameon Mason missed Wichita State (12/19), Oregon State (12/22) and A&M (1/5) games while taking intercession classes ... Unable to play second semester because of NCAA rules regarding entering second semester GPA for fifth-year seniors ... Chris Johnson broke right hand in first two minutes of second half at Tulane (1/2) ... Returned in game at Auburn (1/30) ... John Brady removed by LSU Athletics as head coach; Associate Head Coach Butch Pierre named Interim Head Coach (2/8).

Butch Pierre - LSU's Interim Head Coach

Butch Pierre is in his 11th year on the staff at LSU, joining as an assistant coach prior to the 1997-98 season and promoted to Associate Head Coach in 2002 He was named the Interim Head Coach on Feb. 8 ... A native of Darrow, La., Pierre was a prep and SEC standout in his playing days. At St. Amant High School in Louisiana, he was a prep-All-American and the school retired his jersey in 1980 ... Pierre started four seasons as point guard for Mississippi State.

ESPN's Dick Vitale prior to the season listed Pierre as one of his "Top Six" head coaching prospects among college assistant coaches. At LSU as chief recruiter he has helped LSU land four McDonald's and nine Parade prep All-Americans, seven junior college All-Americans and two who earned national junior college player of the year honors.

Pierre served as graduate assistant at Mississippi State (1984-86), assistant coach at Kentucky State (1986-88), assistant coach at Louisiana-Lafayette (1988-89), associate head coach at Louisiana-Lafayette (1989-96) and assistant coach at Charlotte (1996-97) prior to coming to LSU.

An In-Season Coaching Change

The Tigers have actually had a previous situation where there were two coaches in a season but that change came about because of World War II ... During the 1944-45 season, Jess Fatherree started the season as the head coach and was 11-7 when he was called to service for the country ... Assistant football coach A. L. Swanson stepped in as the head coach and finished with a 4-2 record as LSU finished the 1945 campaign with a record of 15-9 ... The next year Harry Rabenhorst returned from his war duty and resumed his coaching career as head basketball coach that was interrupted after the 1942 season ... He would coach a total of 29 years in his two stints, finishing his coaching career in 1957.

Stats In The Butch Pierre Games

In the five games since Coach Pierre took over as LSU coach, the Tigers are averaging 64.6 points a game and allowing 64.6 points a game ... LSU is shooting 42.9 percent in those games, compared to 41.0 percent for the opponents ... LSU is shooting 30.8 percent from the arc (28-of-91), compared to 37-of-105 (35.2) for the opposition ... The Tigers are averaging 35.6 rebounds per game, compared to 38.6 for the opponents.

Last Game - LSU 69, Ole Miss 49 (2/23/08 - Baton Rouge)

The Tigers put together one of its best all-around performances in leading Ole Miss almost the entire game ... The Tigers defense under interim Coach Butch Pierre held a team under 50 points for the second time at home to counterbalance some of the struggles LSU has had at home shooting the basketball ... Although LSU shot just 38 percent for the game (24-63), the Tigers did shoot 36.8 percent (7-of-19) from the three-point range, certainly well above the 21 percent the team averaged from the arc in the first five home games.

The win was the first after six straight losses for the Tigers in the usually friendly confines of the Maravich Center ... LSU had two players with double doubles as Anthony Randolph had his seventh with 15 points and 11 rebounds, while Chris Johnson had his second with 12 points and 15 rebounds ... Marcus Thornton, after playing just four minutes on Wednesday at Arkansas, came back to play 26 minutes and led the Tigers with 17 points ... Johnson blocked five shots while Randolph knocked four more off line as LSU blocked 12 total shots as a team ... LSU also had 51 rebounds, the second time this season the Tigers had 50 or more rebounds in a game.

Anthony Randolph Earns Third SEC Freshman of Week Honor

The Dallas native had an outstanding week in LSU's two games at Florida (2/13) and against Kentucky (2/16) to win Freshman of the Week for the third time this season (tying A. J. Ogilvy of Vandy for most freshman honors) ... Here are his numbers from that week:

At Florida - 38 min., 10-16 FG, 2-6 FT, 22 pts, 5 rebounds, 1 ast., 2 blocks, 1 steal
Kentucky - 38 min., 9-16 FG, 6-8 FT, 24 pts, 14 rebounds, 1 block, 4 steals

For the week, Randolph was 19-of-32 from the field, 8-of-14 from the free throw line with 46 points and 19 rebounds ... He was also the Freshman of the Week a couple of weeks ago for his play on the road at Auburn and at Alabama ... Those numbers showed Randolph scored 17 of his 21 points in the second half to help LSU win the game at Auburn (1/30) and then had his fifth double double of the year (13 points, 12 rebounds) in the game at Alabama (2/3).

Randolph also won SEC FOW honors after the season opener in November when he had 19 points, 13 rebounds and six blocks against Southeastern Louisiana.

60 Percent From The Floor At Florida

LSU shot an even 60 percent from the field against Florida (2/13), including 64 percent in the second half (33-of-55 for the game) ... Ironically, it was just one day short of a year ago that LSU last shot 60 percent from the field for a game, hitting 60.9 percent (28-of-46) against Ole Miss on Feb. 14, 2007 ... LSU best previous field goal percentage for a game this season came against Southern (Nov. 30) when LSU shot 53.8 percent (35-of-65) LSU best previous SEC shooting percentage was in the Tigers' other win at Auburn, shooting 50.8 percent (31-of-61).

Is there Another Road Win Still Available?

Now that the Tigers have figured out winning at home, can they recapture the magic of two nights on the road when they were victorious ... LSU's stats still remain in league games better on the road than at home.

LSU is still hitting at a 46.3 percent clip on the road and 37.6 percent from the arc ... In the six home SEC games, LSU is shooting just 35.2 percent from the field with opponents making 41.4 percent ... From the arc in the six league home games, LSU is shooting just 23.4 percent (29-of-1264, up from 21 percent prior to the Ole Miss game ... Opponents at the PMAC are shooting 37.4 percent with 40 makes from the arc.

Also a problem is that on the road LSU has more assists (80) than turnovers (75), while at home in the league, LSU has just 50 assists to 76 turnovers.

LSU has won two of the last four games on the road, stopping a 15-game overall road losing streak in the process.

Thornton's 38 Still The Best In The League

The 38 points Marcus Thornton scored at the end of January against Auburn (1/30) remains the best in the league this year ... Here's how some of the Marcus Thornton factoids from the big Auburn game stack up:

38 points - The last time an SEC player scored 38 points was Auburn's Toney Douglas who scored 38 against Nicholls State on November 24, 2004 ... The last time any player had more than 38 in an SEC vs. SEC contest was LSU's on Ronnie Henderson who had 40 versus Alabama on Feb. 11, 1995 ... Seven LSU players (many multiple times) have scored more than 38 points for the Tigers in LSU's history ... It's the first time anyone at LSU has broken the 30-point barrier since Darrel Mitchell scored 32 in LSU's 113-101 double overtime win over Ohio State on Jan. 15, 2005.

SEC STANDINGS

Eastern Division

TEAM	SEC	OVERALL
Tennessee	11-1	25-2
Kentucky	9-3	15-10
Vanderbilt	8-4	23-4
Florida	7-5	20-7
S. Carolina	4-8	12-14
Georgia	3-9	12-13

Western Division

TEAM	SEC	OVERALL
Miss. State	9-3	18-8
Arkansas	7-5	18-8
Ole Miss	4-8	18-8
Auburn	4-8	14-11
Alabama	3-9	14-13
LSU	3-9	10-16

CAREER DOUBLE-DOUBLES

TASMIN MITCHELL (8)

Game	Date	Pts	Reb
Southern	11/18/05	19	12
UL-Laf.	12/17/05	16	11
Duke	3/23/06	10	10
Texas	12/10/06	23	10
UConn	1/6/07	16	10
Ole Miss	1/17/07	19	10
Ole Miss	2/14/07	11	10
McNeese	11/14/07	16	14

ANTHONY RANDOLPH (6)

Game	Date	Pts	Reb
SE La.	11/12/07	19	13
Southern	11/30/07	24	11
Ole Miss	1/12/08	18	11
Vanderbilt	1/19/08	14	19
Alabama	2/2/08	13	12
Kentucky	2/16/08	24	14
Ole Miss	2/23/08	15	11

MARCUS THORNTON (3)

Game	Date	Pts	Reb
Ariz. State	11/21/07	18	12
Villanova	12/6/07	15	13
Wichita State	12/19/07	12	11

CHRIS JOHNSON (1)

Game	Date	Pts	Reb
Chaminade	11/20/07	18	11
Ole Miss	2/23/08	12	15

TIGER OPPONENTS IN POLLS

Record at Time of Game	AP	ESPN/ USAT
Villanova (L, 67-68)	25	21
Texas A&M (L, 53-79)	12	10
Ole Miss (L, 71-74)	16	15
Vanderbilt (L, 72-96)	16	14
Tennessee (L, 45-47)	7	7
Florida (W, 85-73)	RV	RV
Arkansas (L, 61-87)	----	RV
Miss. State (March 8)	RV	RV

THE STATISTICS

Overall	LSU	SC
Scoring Average	68.1	73.3
Opp. PPG Average	68.9	70.3
Scoring Differential	-0.8	+3.0
FG Percentage	42.7	44.6
Opp. FG Percentage	42.2	44.4
3PT FG Pct.	32.0	38.1
Opp. 3FG Pct.	34.9	34.5
3 FGs per Game	6.5	8.3
FT Percentage	73.1	69.9
Rebound Avg.	35.2	33.8
Opp. Reb. Avg.	38.1	38.3
Reb. Differential	-2.9	-4.5
Assist Average	11.9	13.2
TO Average	14.0	10.8
Blocks Average	6.1	3.7
Steals Average	6.3	7.6

SEC Stats	LSU	SC
Scoring Average	65.1	68.0
Opp. PPG Average	71.1	72.4
Scoring Differential	-6.0	-4.4
FG Percentage	40.7	43.4
Opp. FG Percentage	45.2	47.4
3PT FG Pct.	30.3	34.8
Opp. 3FG Pct.	39.0	36.9
3 FGs per Game	6.1	8.8
Free Throw Pct.	73.3	64.3
Rebound Avg.	34.9	29.8
Opp. Reb. Avg.	37.2	38.4
Reb. Differential	-2.2	-8.7
Assists Average	10.8	11.7
Turnover Average	12.6	10.5
Blocks Average	4.8	2.9
Steals Average	5.4	7.6

LSU Scoring Runs

5-0	32
6-0	18
7-0	20
8-0	10
9-0	5
10-0	2
11-0	3
12-0	2
13-0	1
14-0	1
15-0	
16-0	
17-0	1

Opp. Scoring Runs

5-0	34
6-0	23
7-0	11
8-0	13
9-0	8
10-0	2
11-0	2
12-0	2
13-0	1
14-0	1
15-0	1

21-0	1

8 three-pointers - Only twice before in LSU history has someone made more than eight three-pointers in a single game - both by Chris Jackson ... Jackson made the school record of 10 against Tennessee on Feb. 10, 1990 and, also made nine vs. Ole Miss on March 4, 1989 ... Maurice Carter (vs. Arkansas, 1/2/99) and Ronnie Henderson (vs. Kentucky, 2-15-94) are the only two other players to have made eight threes in a contest.

15 three-point attempts - Marks the fourth most attempts by an LSU player since the shot was incorporated into NCAA play ... Jackson tried 20 on two occasions.

6 - Consecutive games of at least 20-points that Thornton had that was finally stopped in the Tennessee game (2/9) ... That is tied for the league high in consecutive 20-point games this year.

About South Carolina

The Gamecocks are 4-8 and in fifth place in the Eastern Division ... In their last game, Carolina took Western Division leader Mississippi State to the wire before losing, 61-56, in overtime ... South Carolina had a 21-20 halftime advantage ... Devan Downey, the SEC's leading scorer, had 19 points for the Gamecocks with Mike Holmes off the bench getting 12 points and 13 rebounds and Brandis Raley-Ross adding 10 points ... South Carolina shot just 30.8 percent for the game (20-of-65) and 7-of-36 from the arc.

Dave Odom is in his seventh year at South Carolina, ending his time as the Gamecock coach and for the moment pausing his illustrious career after 22 successful years as a head coach ... He served as head coach at East Carolina from 1980-82 before joining the staff at Virginia as an assistant ... He was named the head coach at Wake Forest in 1990, taking the Demon Deacons to an NCAA Elite 8 and an NIT championship ... He moved to South Carolina prior to the 2002 season and took Carolina to three NIT title games, winning the title in 2005 and 2006 ... His South Carolina record is 126-100 and his overall record stands at 404 274.

The probable starters for the Gamecocks based on the last game are:

G - 02 Devan Downey (5-9, 175, So., Chester, S.C.) 19.7 ppg, 3.1 rpg, 5.1 apg
G - 20 Zam Fredrick (6-0, 203, Jr., St. Matthews, S.C.) 14.8 ppg, 3.0 rpg, 3.19 apg
F - 21 Dominique Archie (6-7, 200, So., Augusta, Ga.) 10.6 ppg, 5.8 rpg
F - 23 Dwayne Day (6-5, 185, Sr., Mount Vernon, Ga.) 5.5 ppg, 4.0 rpg
F - 31 Evaldas Baniulis (6-7, 210, So., Lithuania) 5.5 ppg, 2.2 rpg

At The PMAC

LSU is 7-6 this year at home with two conference home games remaining to be played. LSU needs one more win to avoid the first losing record in the history of the building for a single season ... The Tigers were 8-8 in 1997-98 and 6-6 in 1974-75 ... The season as discussed earlier is proving to be a home aberration as LSU is 49-13 since the start of the 2004-05 season ... LSU is 202-114 in conference play and 22-8 since the 2004-05 season in league play.

The Pete Maravich Assembly Center

This is the 37th season of play in the building and LSU is 421-145 in the building (74.4 percent).

The Tigers are playing at home this year on a brand new wood floor that was installed earlier in the month. The floor was designed by Jason Feirman in the LSU Athletics Publications office and made by Connor Sports Flooring in Arlington, Illinois.

The 100th Season To The 100th Anniversary; All-Decade Teams To Be Announced March 5

The LSU Athletics Department on Dec. 21 announced that LSU basketball fans would have a lead role in the celebration of LSU's 100 years of college basketball ... The celebration began last month (Jan. 2008) with the beginning of the selection by the fans of the all-decade teams and will culminate with the announcement of the all-century team at a gala honoring all former players on Jan. 30, 2009, the 100th anniversary of the first university sanctioned intercollegiate basketball contest with Dixon Academy in Covington ... LSU will also have a home televised league game on Jan. 31, 2009 to culminate the year-long celebration.

The voting for the All-Decade teams is almost complete that has been taking place during the 2008 SEC games ... The voting for teams from the 1940s to the 1990s is closed and the voting for the 2000 to present team closes on Sunday prior to the LSU-Georgia game. The all-decade teams will be announced at the final home game of 2008, against Alabama on March 5.

The Centennial Committee, composed of former players and coaches from the various decades, media members and historians, will select an early years team representing the first 30 years of the program from 1909-1939. That team will be announced in the spring.

Those players chosen on the All-Decade teams along with the early team selected by the committee will be eligible for the All-Century team which fans will have the chance to vote on during the summer of 2008. The All-Century team will be picked on a weighted vote of both the fans and the Centennial Committee.

Also LSUsports.net has a special section where all former players, managers, coaches and trainers can register their contact information so that the committee can locate as many members of the LSU basketball family for the reunion gala in January 2009 ... Finally, LSU fans are asked to begin thinking of their favorite moments in the history of LSU basketball which can also be submitted online. LSU will announce the 100 greatest moments as chosen by the fans and the committee during the 2008-09 basketball season.

Garrett Temple Featured Last Week on Raycom Telecasts As SEC Community Service Team POW

LSU junior guard Garrett Temple was featured this past week on Raycom Sports as the SEC Community Service Team Player of the Week.

The Baton Rouge native has been an active part in the community all his life. This year, he pitched in besides former Tiger and NBA superstar Shaquille O'Neal in helping build Polk Elementary a playground ... He spearheaded the Halloween BOOzar event for men's basketball. Temple organized the basketball activity in the Fieldhouse where the local kids could and come and play an activity with each sport ... He also was a huge part of the Christmas Toy Drive, where he raised money to buy an underprivileged child clothes and toys for the "Christmas with the Tigers" event.

A player is highlighted each week on the Raycom broadcasts and by the SEC for his accomplishments in the community and in the classroom ... This is the 10th year for the SEC Community Service Team for men's basketball.

1940s Star Frank Brian To Be Living Legend At SEC Tournament

Frank Brian, a star at LSU in the 1940s, will join the distinguished list of former player who have represented LSU as Living Legends at the SEC Men's Basketball Tournament.

Brian earned All-SEC honors both before and after stints in World War II and went on to earn Rookie of the Year honors in the NBL, the league that eventually would become the NBA ... He was the team's leading scorer in 1947 at 17.6 points per game ... He is a member of the Louisiana Sports Hall of Famer and a member of the Louisiana Association of Basketball Coaches hall of Fame.

LSU's other Living Legends over the years: 1999 - Bob Pettit; 2000 - Durand Macklin; 2001 - Joe Dean; 2002 - Ricky Blanton; 2003 - Pete Maravich; 2004 - Dale Brown; 2005 - Bobby Lowther; 2006 - Dick Maile; 2007 - Collis Temple, Jr.; 2008 - Frank Brian.

M. Thornton Tied For League Lead With 14 Games of 20 or More

Marcus Thornton is tied with Vanderbilt's Shan Foster for most games of 20 or more points this season in the league with 14 going into the week's play ... Four other players have double figure 20 points games or more with Devan Downey of South Carolina next with 13, Jamont Gordon 11 and Ramal Bradley and Joe Crawford of Kentucky has 10 each.

Earlier in SEC play, Thornton had a streak of six games over 20 points -- 25 at Ole Miss (1/12), 27 versus Auburn (1/16), 27 at Vandy (1/19), 20 versus Arkansas (1/26), 38 at Auburn (1/30) and 22 at Alabama (2/2) (the complete list of his 20-point games by LSU this season can be found in the 20-point box on page 11 of the notes).

Thornton's injury that limited him to just two points in four minutes Wednesday at Arkansas dropped him out of contention for the time being for the league scoring title ... Here are the top players in both overall and in the SEC games:

Overall

1. Devan Downey, S. Car., 19.7 ppg
2. Shan Foster, VU, 19.3 ppg
3. Richard Hendrix, Ala, 18.5
4. Marcus Thornton, LSU, 18.3

SEC Games

1. Devan Downey, S. Car., 21.0 ppg
2. Marcus Thornton, LSU, 19.3 ppg
3. Sonny Weems, Ark., 18.9 ppg

Thornton also is averaging 5.5 rebounds, 20th in the league stats, and his 83.7 percent free throw percentage is ranked second in the league (72-of-86) ... His three-point percentage of 36.1 percent is the 10th best in the league ... Thornton's six consecutive 20-plus point games was the longest current streak of someone scoring 20 or more in the league and ties the best of the year set earlier by Ramel Bradley of Kentucky.

Thornton's average is 61st nationally in scoring, while his 2.7 three-pointers per game ranks 71st in Division I ... His 83.7 free throw percentage is also ranked nationally at 64th.

TIGER TRENDS

<u>LSU RECORD...</u>	<u>07-08</u>	<u>SINCE 97</u>
In November	5-2	39-9
In December	2-3	53-16
In January	1-7	38-52
In February	2-4	37-47
In March		27-17
In April		0-1

LSU vs. AP Ranked Opponents

At home	0-1	12-17
On the road	0-4	3-30
Neutral		8-5

LSU's Record in Games...

Decided by 5 pts or less	2-5	50-49
Decided by 10 pts or less	5-10	78-83
Decided 11 pts or more	5-6	117-58
At night	8-8	142-85
During the day	2-8	53-55
Decided in Overtime	0-1	8-8
Televised	7-14	90-94

LSU's Record When Scoring...

Less than 60 points	0-5	10-60
60-69 points	3-6	52-52
70-79 points	3-4	61-28
80-89 points	4-1	43-3
90-99 points		23-0
100 or more points		5-0

LSU's Record When Allowing...

Less than 60 points	4-1	99-17
60-69 points	2-6	65-42
70-79 points	3-4	24-45
80-89 points	1-4	5-34
90-99 points	0-1	0-4
100 or more points		1-1

LSU's Record When...

Leading at the half	6-5	154-30
Losing at the half	2-11	32-103
Tied at the half	2-0	8-9
Lead 10 minutes left	8-1	165-24
Losing 10 minutes left	1-13	26-112
Tied 10 minutes left	1-2	3-6
Lead 5 minutes left	10-1	169-19
Losing 5 minutes left	0-13	20-115
Tied 5 minutes left	0-2	5-8

LSU's Record When Shooting...

50% or higher	5-0	93-17
Less than 50%	5-16	101-125
Better than opponent	8-3	161-34
Worse than opponent	2-11	33-105
Even Shooting	0-2	0-3
More 3PT FGs than opp.	6-6	91-37

LSU's Record When...

Outrebounding opp.	4-3	157-33
Outrebounded by opp.	5-12	34-100
Equal rebounds	1-1	3-9

LSU's Record When Committing...

Fewer TO than opp.	8-3	101-32
More TO than opp.	1-11	81-100
Equal TO	1-2	12-10
15 or fewer TO	8-8	116-61

COACHING MARKS

Coaching Tenure in SEC

1. Billy Donovan, Florida	12th season
2. Rick Stansbury, MSU	10th season
2. Mark Gottfried, Ala.	10th season
4. Kevin Stallings, Vandy	7th season
4. Dave Odom, USC	7th season
6. Dennis Felton, UGA	5th season
7. Jeff Lebo, Auburn	4th season
8. Bruce Pearl, Tennessee	3rd season
9. Andy Kennedy, Ole Miss	2nd season
10. Billy Gillispie, Kentucky	1st season
10. John Pelphrey, Arkansas	1st season
10. Butch Pierre, LSU	1st season

Coaching Tenure at LSU

1. Harry Rabenhorst	29 seasons
2. Dale Brown	25 seasons
3. John Brady	11 seasons
4. Jay McCreary	8 seasons
5. Dr. C. C. Stroud	6 seasons
5. Press Maravich	6 seasons

Coaching Wins at LSU

1. Dale Brown	448
2. Harry Rabenhorst	340
3. John Brady	192
4. Dr. C. C. Stroud	82
4. Jay McCreary	82

Coaching Wins in SEC

(through play on February 25)

1. Billy Donovan, Fla.	281
2. Rick Stansbury, MSU	203
3. Mark Gottfried, Ala.	195
4. Kevin Stallings, Vandy	167
5. Dave Odom, USC	126
6. Dennis Felton, UGA	70
7. Bruce Pearl, Tennessee	71
8. Jeff Lebo, Auburn	56
9. Andy Kennedy, Ole Miss	39
10. John Pelphrey, Arkansas	18
11. Billy Gillispie, Kentucky	15
12. Butch Pierre, LSU	2

All-Time Wins--SEC

(through play on February 25)

1. Adolph Rupp, UK	875
2. Dale Brown, LSU	448
3. C. M. Newton, UA/VU	340
3. Harry Rabenhorst, LSU	340
5. Tubby Smith	308
6. Joe B. Hall, Kentucky	297
6. Hugh Durham, Georgia	297
8. Billy Donovan, Florida	281
9. Ray Mears, Tennessee	278
9. Roy Skinner, Vanderbilt	278

15. Norm Sloan, Florida	232
16. Rick Pitino, Kentucky	219
17. Joel Eaves, Auburn	214
18. Don DeVoe, Tenn, Fla.	211
19. Eddie Fogler, Vandy/SC	204
20. Rick Stansbury, Miss. St.	203
21. Bob Polk, Vanderbilt	197
22. Mark Gottfried, Alabama	195
23. John Brady, LSU	192

30. Kevin Stallings, Vandy	166

The Few, The Proud, The Tigers

The Tigers dressed just eight players against Texas A&M (1/2) but upped things to nine players at Ole Miss (1/12) with the addition of Quintin Thornton on the roster and now back to 10 with the return of Chris Johnson at Auburn (1/30) ... Thornton, no relation to Marcus Thornton, tore his pectoral muscle on the first week of preseason practice in an individual workout session and was finally cleared to practice on Jan. 8 ... He played three minutes in his first action since Canada as an LSU Tigers against Mississippi State (1/9) ... Johnson returned in the second Auburn game (1/30) after breaking a bone in his hand against Tulane on Jan. 2 ... Tasmin Mitchell remains out for the season after surgery for an ankle fracture suffered early in non-conference play, although he has dressed in the last two games in support of his godfather moving into the head coaching chair as LSU head coach, Butch Pierre.

Randolph One Of The Top SEC Freshman

We've already discussed Anthony Randolph of Dallas and his weeks that earned him FOW honors from the SEC ... He is one of the top SEC freshman, averaging 14.6 points per game ... He also is averaging 8.7 rebounds which ranked third overall in rebounds ... Randolph also averages 1.2 steals and 2.5 blocks ... His scoring average ranks fifth among league freshman, the rebound average is first, the steals is third and his blocks per game average is first among league freshman ... Overall, he is 19th in the league in scoring and second in the league in blocked shot average.

Nationally, Randolph's rebound average is ranked 46th nationally and his blocks per game average is ranked 22nd.

Randolph's 64 blocks puts him sixth on the LSU single season block list behind just the three seasons of Shaquille O'Neal, Tyrus Thomas and Stromile Swift. (see page 12 of notes).

Randolph had his seventh double double against Ole Miss and that ranks has tied for the third most double doubles in the league.

M. Thornton-Randolph Among League's Top Combos

A total of six pairs of players in the league have combined to average 30 or more points in the Southeastern Conference and Marcus Thornton of LSU and Anthony Randolph are presently fifth:

Shan Foster and A. J. Ogilvy, Vandy - 36.4

Devan Downey and Zam Frederick, S. Carolina - 34.5

Richard Hendrix and Alonzo Gee, Alabama - 34.0

Jamont Gordon and Charles Rhodes, Miss. State - 33.1

Marcus Thornton and Anthony Randolph, LSU - 32.9

Patrick Patterson and Joe Crawford, Kentucky - 32.4

Alex Farrer Shows He Belongs For Tigers

The redshirt sophomore has made his presence felt on the LSU team this season not so much as a scorer but just in the steady play he provides ... Never more was that seen than in the win at Florida (2/13), as he had six assists, no turnovers and four steals in 30 minutes ... Farrer has seen action in 22 games, starting nine this season, averaging 16.9 minutes a game, but over 23 minutes in conference play with all nine starts in the SEC ... Farrer's best scoring game was 11 against Arkansas (1/26).

Kentucky Another Frustrating Close Loss

The Kentucky loss (2/16) put another notch on the wrong side of the ledger in the close games as LSU lost, 57-53 ... It has turned into an almost consistent bad note for the Tigers for almost two seasons ... In 2007, the Tigers were 1-6 in games decided by four points or less and after the Tennessee (two points, 2/9) and Kentucky (four points, 2/16) games, LSU is 2-6 this year in games of five points or less.

Garrett Temple In School Top 10 In Career Assists, Blocks

Temple did his part in the win at Auburn (1/30), although it didn't come from the scoring category ... But in the process he equaled his career high in rebounds with eight and also equaled his career high in assists with seven ... He came back in the Alabama game (2/2) and upped his career rebound high to nine with five assists and three steals as the junior played all 40 minutes ... Temple's presence was never more evident than in the game at Florida (2/13) as he had five assists and two steals in 34 minutes ... Temple played the final eight minutes after biting completely through his lip as he was knocked to the floor with 11 minutes to play ... Florida managed their best rally with Temple on the sidelines being attended to by the LSU training staff cutting the game to four points, but when a fired up Temple returned, he led a 9-0 LSU run that got the game back in the Tigers favor.

The junior has spent much of his career dishing out timely assists and through 26

games this year leads the team with 94 assists ... That gives him a total of 331 career assists, eighth most for career assists at LSU ... He has 124 career steals and is 12 short of moving into the top 10 in that category at LSU ... Against Oregon State (12/22), he blocked two shots to move into the school top 10 list for blocked shots and now has 86 for his career, ninth all-time at LSU.

Tall and Lean Tigers Blocking Shots

This has been a team that could block shots all season long and part of the blocked shot tandem is back with the return of Chris Johnson to go with Anthony Randolph who is one of the league and national leaders.

However, the Tigers could not block a shot in the first meeting against Auburn (1/16) in Baton Rouge, the first time the Tigers had zero blocks in a game since January of 2001 against South Carolina ... In the return game at Auburn (1/30), the Tigers blocked five shots.

The blocks have come easily at times but that also can be a double-edge sword as sometimes the blocks are coming from behind shooters driving to the goal after beating defenders to the goal ... But none-the-less, it is a good category number for the Tigers.

The Tigers blocked 14 shots at Villanova (12/6), just two shots off the school record of 16 set by the Shaquille O'Neal-Stanley Roberts team of 1990 ... LSU had its second best block night in the win versus Ole Miss (2/23) this year with 12 (Johnson 5, Randolph 4, Temple 2, Farrer 1)

The 12 moved LSU past last year's total of 155 blocks, giving the 2008 Tigers 159 blocks and that ranks as the sixth best single season total in school history ... LSU is averaging 6.1 blocks a game compared to 4.8 a year ago ... The Tigers are second in the league and 11th in the nation ... Ten players have blocked shots this year, led by the 64 of Anthony Randolph ... Randolph is ranked 22nd in the nation in block average, Johnson is 34th.

Scoring Issues

Scoring 80 or more points has always been good to LSU over the years and there haven't been too many times in the last 11 years that the Tigers have surrendered 80 points.

When LSU scored 85 points at Florida (2/13) and won, it gave LSU a record of 71-3 since 1997 when scoring at least 80 points in a game ... However, six times this year, LSU surrendered 80 points or more, just a total of 44 times the Tigers have allowed 80 or more points since 1997 and LSU is now 6-38 when allowing 80 points (1-5 this season) during that time period.

Florida, LSU Still Have Best Home Win Marks

Since the start of the 2002-03 season, Florida and LSU have had the best total of home wins ... After Wednesday night, Tennessee has moved even with LSU for second among SEC teams:

Florida 87
 LSU 75
 Tennessee 74
 Vanderbilt 73
 Alabama 70
 Kentucky 67
 Arkansas 66
 South Carolina 59
 Mississippi St. 59
 Georgia 57
 Auburn 57
 Ole Miss 52

Louisiana Home Win Streak

LSU completed its home slate of games against Louisiana schools Dec. 15 against Northwestern State with LSU winning all five of its games this year (Southeastern Louisiana, McNeese State, Nicholls State, Southern and Northwestern State), extending LSU's winning streak in the Maravich Center against Louisiana schools to 67 games ... LSU last lost to a Louisiana school in the PMAC on Dec. 6, 1988 when Louisiana Tech beat LSU in overtime, 111-109 ... The present streak started two nights later on Dec. 8, 1988 when the Tigers defeated McNeese State ... A total of 42 of those wins have come in the John Brady era.

Playing Without Tasmin Mitchell

One of the biggest factors of the 2007-08 season has been having to learn to play without a staple of the 2006 and 2007 seasons in the LSU lineup, junior forward Tasmin Mitchell ... Mitchell, who started every game in his freshman and sophomore seasons is probably out for the remainder of the year after undergoing surgery on his left ankle for a stress fracture of his shin bone ... Mitchell averaged 11.4 points a game during LSU's Final

SCORING BREAKDOWN					
CLASS	PTS	PCT.			
Freshmen	519	29.3			
Sophomores	69	3.9			
Juniors	1160	65.5			
Seniors	22	1.2			
SCORING	PTS	PCT.			
Starters	1457	82.3			
Bench	313	17.7			
POINTS IN PAINT	PTS	APG			
LSU	690	26.5			
Opponents	754	29.0			
POINTS OFF TO	PTS	APG			
LSU	400	15.4			
Opponents	390	15.0			
BENCH SCORING	PTS	APG			
LSU	313	12.0			
Opponents	486	18.6			
FT% LAST 5 MINUTES	PCT				
LSU (37-44, 84.1-SEC)	86-117	73.5			
Opponents (36-53, 67.9-SEC)	91-122	74.6			
FG% LAST 5 MINUTES	PCT				
LSU (34-92, 37.0-SEC)	83-196	42.3			
Opponents (39-82-47.6-SEC)	82-191	42.9			
3FG% LAST 5 MINUTES	PCT				
LSU (12-43, 27.9-SEC)	25-87	28.7			
Opponents (13-31, 41.9-SEC)	21-71	29.6			
W-L RECORDS OF STARTING LINEUPS					
1-0 -- Temple, Martin, M. Thornton, Randolph, Mitchell					
1-1 -- Martin, M. Thornton, Johnson, Randolph, Mitchell					
5-5 -- Martin, M. Thornton, Johnson, Temple, Randolph					
0-2 -- Spencer, Martin, M. Thornton, Temple, Randolph					
0-1 -- Temple, Martin, M. Thornton, Randolph, Green					
1-3 -- Temple, Farr, M. Thornton, Randolph, Q. Thornton					
0-1 -- Temple, Spencer, M. Thornton, Q Thornton, Randolph					
2-2 -- Temple, Farr, M. Thornton, Randolph, Johnson					
0-1 -- Temple, Farr, Martin, Randolph, Johnson					
LEADING SCORERS --					
M. Thornton 16, Randolph 6, Johnson 2, Martin 2					
LEADING REBOUNDERS --					
Randolph 15, Johnson 6, M. Thornton 5, Temple 2, Mitchell 1, Martin 1, Q. Thornton 1					
LEAD ASSISTS --					
Temple 16, Martin 4, Randolph 4, Spencer 3, Mitchell 2, M. Thornton 2, Farrer 2					
DUNKS --					
Randolph 33, Johnson 18, Green 4, Temple 4, M. Thornton 2, Martin 1, Q. Thornton 1					
DOUBLE FIGURE SCORING GAMES --					
Randolph 24, M. Thornton 21, Johnson 14, Martin 14, Temple 6, Spencer 4, Mitchell 1, Farrer 1					
DOUBLE DOUBLE --					
Randolph 6, Thornton 3, Johnson 2, Mitchell 1					
NO. OF DOUBLE FIGURES BY GAME					
1	2	3	4	5	6/more
	8	7	10	1	

STREAKING

Consecutive Games in Double Figures

Anthony Randolph 4
Terry Martin 4
Marcus Thornton 1
Chris Johnson 1

Consecutive Games Without Fouling Out

Alex Farrer 36
Tasmin Mitchell 29
Marcus Thornton 26
Bo Spencer 26
Garrett Green 19
Anthony Randolph 18
Garrett Temple 12
Quintin Thornton 12
Greg Terrebbonne 9
Terry Martin 9
Chris Johnson 1

Consecutive Gms. 3PT FG

Terry Martin 4
Chris Johnson 2
Bo Spencer 2
Garrett Temple 1

Consecutive Games Scored in

Anthony Randolph 26
Marcus Thornton 24
Chris Johnson 21
Garrett Temple 14
Alex Farrer 11
Terry Martin 9
Bo Spencer 2
Greg Terrebbonne 1

Consecutive Games Started

Anthony Randolph 26
Garrett Temple 22
Alex Farrer 7
Chris Johnson 5
Marcus Thornton 1

IN NCAA STATISTICS (2-25)

Team

Free Throw Pct:	73.1	54th
Blocks	6.1	11th

Individual

Pts - Marcus Thornton	18.3	61st
3PT FGS PG - M. Thornton	2.7	72nd
3PT Pct. - Marcus Thornton	36.1	96th
FT Pct. - Marcus Thornton	83.7	64th

Reb-Antony Randolph	8.7	46th
Blocks - A. Randolph	2.5	22nd
Chris Johnson	2.2	36th

Four season in 2006 and then averaged 14.5 points last season ... Mitchell was a pre-season coaches All-SEC selection for the 2007-08 season ... Mitchell started the first three games of the season, to run his consecutive game starting streak to 71, but had to go to the bench in pain after just six minutes of the LSU-Oklahoma State game in Maui (11/21) ... He underwent surgery on Nov. 29 and while the recovery and rehab process is six-to-eight weeks, it is expected that he will use a medical redshirt and be available for two more seasons for LSU.

Three-Point Shooting Notes

The Tigers are averaging 6.5 treys a game, while averaging 20.7 attempts a game ... With a minimum of five games remaining and 531 three-pointers taken, the Tigers are on pace to be over the school record of 614 attempts taken by the 1995-96 team ... LSU is on pace as well to make 200 treys for only the fourth time since the shot was instituted in the late 1980s ... The LSU record for makes in a season is 215 by the 2002-03 team ... LSU has 170 treys entering the week.

In the Arizona State (11/21) game, LSU's 33 attempts was just seven shy of the school record for attempts ... In fact, Marcus Thornton's 12 attempts in that game was the first time anyone had attempted more than 10 three-pointers in a game since Torris Bright in 2002 ... Against Oregon State (12/22), Thornton's six makes was the first time someone made at least six attempts since Antonio Hudson against Louisiana-Lafayette in November 2004 ... He equaled that in the first Auburn game (1/15) and now has taken that to another level with his eight makes at Auburn (1/30).

For the season, LSU is hitting at 32.0 percent (170-of-531) ... LSU hit 10 treys at Auburn (1/30), the fourth time LSU was in double figures from the arc (11 vs. Oklahoma State 11/19; 12 vs. Arizona State, 11/21; and 10 versus Oregon State (12/22) and Auburn (1/30)) ... For the season, opponents are making 6.8 a game and 34.9 percent (177-of-507).

Rebounding

The rebound totals have stabilized a bit for LSU after recovering from a nine-game stretch earlier in the year in which it was outrebounded every game by a combined 85 boards ... LSU, in winning, was handled on the board as Florida (2/13) out rebounded LSU, 39-22 and 18-5 on the offensive boards ... LSU out rebounded Ole Miss (2/23) by a 51-46 total, the second time this year LSU has grabbed 50 rebounds in a contest.

The Wichita game in December was the first time an opponent had recorded 50 rebounds against LSU since the Wyoming game of Jan. 2001.

In past years, LSU's out rebounding opponents has been a key component in LSU winning: 21-5 when having the most boards in 2006 and 16-6 a year ago ... The Tigers have won 157 of 190 games (82.9 percent) since 1997 when out rebounding the opponent ... LSU has averaged more rebounds than the opponents in each of the last 10 seasons.

With LSU winning against Florida (2/13) in score, but down in rebounding, it marked the fifth time in 17 games that LSU has won this year when outrebounded and the 34th time in 134 games since 1997 that LSU has won when out rebounded.

LSU is averaging 35.2 boards a game, while giving up 38.1 rebounds a game.

LSU is -71 to the opponents in offensive rebounds with opponents having kept possessions alive 360 times, compared to 289 for the Tigers.

Free Throw Percentage

The Tigers have had good success at the free throw line this year and at this point in the season the percentage of 73.1 is the fourth best in the league ... LSU's percentage fell 10 points after last Wednesday's game at Arkansas when LSU hit just 57 percent but came back in the Ole Miss game and the Tigers hit 14-of-17 free throws ... LSU is 312-of-427 topped by the 36-of-42 by Chris Johnson (85.7 percent) and the 72-of-86 of Marcus Thornton (83.7 percent).

In conference play, LSU's worst hiccup was in the first Ole Miss game (1/12) when LSU made just 7-of-15 (46.7 percent), the first time LSU was below 50 percent in a game since the 2006 national semifinals against UCLA.

One problem for the Tigers in the Tennessee (2/9) loss was that LSU could only get to the free throw line a grand total of four times, one of the fewest times LSU has gotten to the line in modern times.

Last season, the Tigers hit 70 percent at the free throw line, making 403-of-572 free throws during the 32-game season ... It was just the second time since 1997 that an LSU team made 70 percent of their free throws and just missed the top 10 for school all-time free throw percentage marks.

NBA Playing With Five Former Tigers On Rosters

The National Basketball Association presently has five former LSU Tigers on its rosters:

Brandon Bass -- 3rd yr -- Dallas Mavericks (first year after two with New Orleans)

Glen Davis -- rookie year -- Boston Celtics (2nd round pick by Seattle, traded to Boston)

Shaquille O'Neal - 16th yr - Traded to Phoenix (4th team after Orlando, LA, Miami)

Stromile Swift -- 8th year - Traded to N.J. (drafted 3rd by Vancouver/Memphis, Houston, Memphis)

Tyrus Thomas -- 2nd yr -- Chicago Bulls (4th pick 2006 by Portland, traded to Chicago)

O Canada

The LSU season got off to an early start thanks to a three-game exhibition tour of Canada over the Labor Day weekend ... The Tigers played games and won at the University of Guelph (92-60), York University (101-67) and the University of Toronto (82-55) ... Marcus Thornton, the junior college transfer, led the Tigers on the trip averaging 26.0 points per game as the guard hit 32-of-55 field goal attempts and more importantly 11 three-pointers in 25 attempts (44 percent) ... Anthony Randolph averaged 13.3 points and a team best 6.7 rebounds, while veterans Terry Martin (13.0 points) and Mitchell (11.0 points) averaged in double figures.

LSU as a team shot 48 percent from the floor and 36.9 percent from the international three-point arc, some 30 percentage points higher than a season ago.

LSU's decision to wait until the Labor Day Weekend to go on a trip outside the United States allowed the newcomers to join the veterans on the trip and allowed for a week of practice prior to leaving for Canada.

Tigers Sign Four On First Day Of Fall Signing Period

The LSU Athletics Department announced on Wednesday that four student-athletes have signed national letters-of-intent with the LSU men's basketball team. Signing with the Tigers were:

J'Mison Morgan - Dallas (Texas) South Oak Cliff High - 6-10 center

Storm Warren - Monroe (La.) Richwood High School - 6-6 forward

Delwan Graham - Dunwoody (Ga.) High School - 6-7 small forward

Dennis Harris - Jonesboro (Ga.) Mundy's Mills High School - 6-10 combo forward

Morgan is rated No. 23 in the country by Rivalshoops.com and 29th by Scoutshoops.com after averaging 13 points, nine rebounds and five blocks per game last season. He was the District 14-4A defensive MVP and was named first-team Class 4A All-State by the Texas Association of Basketball Coaches ... Warren, ranked the 31st best power forward in the country by Scoutshoops.com, averaged 22.3 points, 18.1 rebounds and nine blocks a contest last year for Richwood as the Rams advanced to the Class 3A state semifinals. He was a first team All-State selection by the Louisiana Sports Writers Association ... Delwan Graham, ranked 68th in the country by Scoutshoops.com, averaged 18.6 points per game and 11 rebounds in earning first team Class 3A All-State honors by the Georgia Coaches Association. Dunwoody was 27-4 last season after winning the state crown in Graham's sophomore season ... Harris' Mundy Mills team is 60-24 the last three seasons, with three consecutive playoff appearances, including a regional championship and a trip to the Class 5A state tournament in 2007. The 3-star Rivalshoops.com and Scoutshoops.com player averaged 19 points and 11 rebounds in earning an honorable mention All-Metro by the Atlanta Journal Constitution. He scored a 1300 on the SAT and carries a 3.7 GPA.

Earlier this week, Monroe's Warren had the rare quadruple double against Green Oaks as the Richwood prep star had 27 points, 10 blocks, 10 assists and 17 rebounds.

Next - A Sunday Home Game As Tigers Open Final Home Stand

The Tigers will play a rare Sunday home game for television purposes Sunday at 1 p.m. as Georgia comes to town for a Raycom Sports telecast ... The game will also be available on the LSU Sports Radio Network, in the "GeauxZone" at LSUsports.net and on the SEC Channels at XM Satellite Radio ... Tickets are available for \$14 for adults and \$5 for youth (ages 3-12) ... The game is sponsored by the Louisiana Organ Procurement Agency saluting organ donor awareness and those who have registered as organ donors can buy tickets for just \$5.

LSU will close out its home schedule on Wednesday, March 5, against Alabama at 7 p.m. ... The game will be televised live by Cox Sports TV as CST will use its one time allowable exception to televise a conference game live ... The Tigers close out the regular season on March 8 at Mississippi State with the time of that to be determined after this weekend's games when Raycom and ESPN select their wild card telecasts.

CAREER RECORDS

LSU ASSIST LEADERS

1. Kenny Higgs	1974-78	645
2. Ethan Martin	1977-81	638
3. Torris Bright	2000-03	544
4. Pete Maravich	1967-70	425
5. Derrick Taylor	81-82; 83-86	401
6. Mike Darnall	1972-75	399
7. Darrel Mitchell	2002-06	367
8. Garrett Temple	active	331

LSU STEAL LEADERS

1. Clarence Ceasar	1991-95	310
2. Ethan Martin	1977-81	279
3. Torris Bright	2000-03	246
4. Darrel Mitchell	2002-06	219
5. Derrick Taylor	81-82; 83-86	207
6. Jerry Reynolds	1982-85	194
7. Darryl Joe	1986-88	173
8. Jermaine Williams	1998-02	154
9. Leonard Mitchell	1980-84	151
10. Vernel Singleton	1988-92	136
10. Johnny Jones	1980-84	136
--		
xx. Garrett Temple	active	124

LSU BLOCK LEADERS

1. Shaquille O'Neal	1989-92	412
2. Stromile Swift	1998-00	130
3. Glen Davis	2004-07	110
4. Brandon Bass	2003-05	104
5. Jose Vargas	1984-88	100
6. Tyrus Thomas	2005-06	99
7. Lionel Green	1975-79	94
8. Jaime Lloreda	2002-04	89
9. Garrett Temple	active	86

20-POINT GAMES

38-Marcus Thornton, at Auburn (1/30)

27-Marcus Thornton, at Vandy (1/19)
27-Marcus Thornton, vs. Auburn (1/16)
27-Marcus Thornton, vs. SE La. (11/12)

25-Marcus Thornton, at Ole Miss (1/12)

24-Anthony Randolph, vs. Kentucky (2/16)
24-Anthony Randolph, vs. Southern (11/30)
24-Marcus Thornton, vs. Nicholls (11/28)
24-Marcus Thornton vs. McNeese (11/14)

22-Anthony Randolph, at Florida (2/13)
22-Marcus Thornton, at Alabama (2/2)
22-Marcus Thornton vs. NW State (12/15)
22-Marcus Thornton vs Southern (11/30)

21-A. Randolph, at Auburn (1/30)
21-A. Randolph, vs. Nicholls (11/28)
21-A. Randolph, vs. Arizona State (11/30)

20-Marcus Thornton, at Florida (2/13)
20-Marcus Thornton, vs. Arkansas (1/26)
20-Marcus Thornton, vs. Ore. St. (12/22)
20-Chris Johnson, vs. Southern (11/30)
20-Marcus Thornton vs. Okla. St. (11/19)

Single Season Records

LSU BLOCK LEADERS

1. Shaquille O'Neal	1991-92	157
2. Shaquille O'Neal	1990-91	140
3. Shaquille O'Neal	1989-90	115
4. Tyrus Thomas	2005-06	99
5. Stromile Swift	1999-00	95
6. Anthony Randolph	2007-08	64

LSU 3 PT FIELD GOALS MADE

1. Anthony Wilson	1986-87	95
2. Chris Jackson	1989-90	88
3. Chris Jackson	1988-89	84
4. Darrel Mitchell	2005-06	82
5. Torris Bright	2001-02	76
6. Ronnie Henderson	1993-94	72
7. Maurice Carter	1998-99	71
8. Marcus Thornton	2007-08	70

LSU TEAM BLOCK LEADERS

1. 2005-06	236
2. 1989-90	225
3. 1991-92	206
4. 1990-91	198
5. 1999-00	180
6. 2007-08	159

LSU TEAM FT PCT. LEADERS

1. 1988-89	.770
2. 1985-86	.750
3. 1963-64	.737
4. 2007-08	.731
5. 2004-05	.730
6. 1969-70	.727
7. 1972-73	.720
8. 1984-85	.714
8. 1967-68	.714
10. 1979-80	.710

The Last Time LSU ...

ALL GAMES

Scoring

Less Than 50 points	45 -- vs. Tennessee (45-47), 2/9/08
50-59 points	52 -- vs. Arkansas (52-68), 1/26/08
60-69 points	69 -- vs. Ole Miss (69-49), 2/23/08
70-79 points	72 -- at Alabama (72-81), 2/2/08
80-89 points	85 -- at Florida (85-73), 2/13/08
90-99 points	92 -- vs. Miss. Valley (92-58), 12/28/06
100 or more points	104 -- vs. Nicholls State (104-57), 11/21/05

Opponents Scoring

Less than 50 points	49 -- by Ole Miss (49-69), 2/23/08
50-59 points	58 -- by Northwestern St., (58-82), 12/15/07
60-69 points	67 -- by Kentucky (67-63), 2/16/08
70-79 points	73 -- by Florida (73-85), 2/13/08
80-89 points	87 -- by Arkansas (87-61), 2/20/08
90-99 points	92 -- by Vanderbilt (92-76), 1/19/08
100 or more points	101 -- by Ohio State (101-113), 1-15-05

Field Goal Percentage

Shot 20-29 percent	29.0 -- vs. Arkansas (20-69), 1/26/08
Shot 30-39 percent	38.1 -- vs. Ole Miss (24-63), 2/23/08
Shot 40-49 percent	40.3 -- vs. Kentucky (25-62), 2/16/08
Shot 50-59 percent	50.8 -- at Auburn (31-61), 1/30/08
Shot 60-69 percent	60.0 -- at Florida (33-55), 2/13/08
Shot 70 percent or above	70.3 -- vs. Centenary (45-64), 1-15-03

Opponents Field Goal Percentage

Shot 20-29 percent	26.8 -- by Ole Miss (19-71), 2/23/08
Shot 30-39 percent	31.7 -- by Tennessee (19-60), 2/9/08
Shot 40-49 percent	46.2 -- by Florida (30-65), 2/13/08
Shot 50-59 percent	52.4 -- by Arkansas (33-63), 2/20/08
Shot 60-69 percent	60.0 -- by W. Va. (33-55), 11-27-04

Three-Point FG Percentage

Shot less than 10 percent	0.0 -- vs. UCLA (NCAA FF) (0-6), 4/1/06
Shot 10-19 percent	15.9 -- vs. Tennessee (3-20), 2/9/08
Shot 20-29 percent	28.6 -- at Arkansas (4-14), 2/20/08
Shot 30-39 percent	36.8 -- vs. Ole Miss (7-19), 2/23/08
Shot 40-49 percent	45.0 -- at Florida (9-20), 2/13/08
Shot 50-59 percent	57.1 -- at Ole Miss (4-7), 2/14/07
Shot 60 percent or more	63.6 -- vs. Georgia (7-11), 1/25/06

Opponents Three-Point FG Percentage

Shot less than 10 percent	7.1 -- by Georgia (1-14), 1/25/06
Shot 10-19 percent	10.5 -- by Wichita State (2-19), 12/19/07
Shot 20-29 percent	22.7 -- by Ole Miss (5-22), 2/23/08
Shot 30-39 percent	33.3 -- by Florida (9-27), 2/13/08
Shot 40-49 percent	47.8 -- by Arkansas (11-23), 2/20/08
Shot 50-59 percent	50.0 -- by Kentucky (7-14), 2/16/08
Shot 60 percent or more	66.7 -- by Arkansas (10-15), 1/26/08

Free Throw Percentage

Shot less than 50 percent	46.7 -- at Ole Miss (7-15), 1/12/08
Shot 50-59 percent	57.7 -- at Arkansas (15-26), 2/20/08
Shot 60-69 percent	66.7 -- at Florida (10-15), 2/13/08
Shot 70-79 percent	75.0 -- at Auburn (9-12), 1/30/08
Shot 80-89 percent	82.4 -- vs. Ole Miss (14-17), 2/23/08
Shot 90-99 percent	95.5 -- at Alabama (21-22), 2/2/08
Shot 100 percent	100.0 -- vs. Alabama (9-9), 1/31/07

Rebounds

Had 20-29 rebounds	22 -- at Florida, 2/13/08
Had 30-39 rebounds	34 -- at Arkansas, 2/20/08
Had 40-49 rebounds	41 -- vs. Chaminade, 11/20/07
Had 50-59 rebounds	51 -- vs. Ole Miss, 2/23/08
Had 60 or more rebounds	60 -- vs. Troy State, 12-22-98

Opponent Rebounds

Less than 20 rebounds	19 -- by South Carolina, 1-12-05
20-29 rebounds	28 -- by Auburn, 1/16/08
30-39 rebounds	38 -- by Arkansas, 2/20/08
40-49 rebounds	46 -- by Ole Miss, 2/23/08
50-59 rebounds	50 -- by Wichita State, 12/19/07

Assists

Less than 5 assists	4 -- vs. Miss. State, 1/9/08
5-10 assists	7 -- vs. Kentucky, 2/16/08
11-15 assists	13 -- vs. Ole Miss, 2/23/08
16-20 assists	19 -- at Florida, 2/13/08
21-25 assists	21 -- vs. Miss. Valley, 12/28/06
26-30 assists	26 -- vs. ULM, 11/19/06
31 or more assists	33 -- vs. Georgia State, 12-28-94

Opponent Assists

Less than 5 assists	4 -- by Southern, 11/30/07
5-10 assists	10 -- by Ole Miss, 2/23/08
11-15 assists	15 -- by Florida, 2/13/08
16-20 assists	18 -- by Arkansas, 2/20/08
21-25 assists	21 -- by Vanderbilt, 1/19/08
26-30 assists	28 -- by Fresno State, 11-26-97
31 or more assists	33 -- by Kentucky, 1-16-96

Blocks

0 blocks	0 -- vs. Auburn, 1/16/08
1-5 blocks	4 -- at Arkansas, 2/20/08
6-10 blocks	6 -- at Florida, 2/13/08
11-15 blocks	12 -- vs. Ole Miss, 2/23/08
16 or more blocks	16 -- vs. Texas, 1-2-90

Opponent Blocks

0 blocks	0 -- by Nicholls, 11/28/07
1-5 blocks	5 -- by Ole Miss, 2/23/08
6-10 blocks	7 -- by Arkansas, 1/26/08
11-15 blocks	11 -- by UConn, 1/6/07

Steals

0 steals	0 -- vs. Georgia Tech, 3-17-90
1-5 steals	2 -- vs. Ole Miss, 2/23/08
6-10 steals	8 -- vs. Kentucky, 2/16/08
11-15 steals	12 -- vs. Northwestern State, 12/15/07
16 or more steals	22 -- vs. Arkansas, 2-17-01

Opponent Steals

0 steals	0 -- by Florida, 2/19/05
1-5 steals	5 -- by Ole Miss, 2/23/08
6-10 steals	7 -- by Arkansas, 2/20/08
11-15 steals	13 -- by Tennessee, 2/9/08
16 or more steals	16 -- by Miami (Fla.), 12-27-01

The Last Time An LSU Player...

ALL GAMES

Scored 20-24 points	24 Anthony Randolph, vs. Kentucky, 2/16/08
Scored 25-29 points	27 Marcus Thornton, at Vanderbilt, 1/19/08
Scored 30-34 points	32 Darrel Mitchell, vs. Ohio State, 1-15-05
Scored 35-39 points	38 Marcus Thornton, at Auburn, 1/30/08
Scored 40-45 points	40 Ronnie Henderson, vs. Alabama, 2-11-95
Scored 45-49 points	46 Chris Jackson, vs. Vanderbilt, 2-18-90
Scored 50-54 points	51 Chris Jackson, vs. Texas, 1-2-90
Scored 55-59 points	55 Chris Jackson, vs. Ole Miss, 3-4-89
Scored 60 or more.....	64 Pete Maravich, vs. Kentucky, 2-21-70
Scored double figures in 5 straight games.....	10 Marcus Thornton, 1/5/08 to 2/13/08
Scored double figures in 10 straight games.....	10 Marcus Thornton, 1/5/08 to 2/13/08
Scored double figures in 15 straight games.....	48 Glen Davis, 3/5/05 to 12/17/06
Scored double figures in 20 straight games.....	48 Glen Davis, 3/5/05 to 12/17/06
Scored double figures in 25 straight games.....	48 Glen Davis, 3/5/05 to 12/17/06
Scored double figures in 30 straight games.....	48 Glen Davis, 3/5/05 to 12/17/06
Scored double figures in 35 straight games.....	48 Glen Davis, 3/5/05 to 12/17/06
Scored double figures in 40 straight games.....	48 Glen Davis, 3/5/05 to 12/17/06
Scored double figures in 45 or more straight game	48 Glen Davis, 3/5/05 to 12/17/06
Scored 20 points or more in 2 straight games	2 Anthony Randolph, 22 at Florida (2/13/08); 24 vs. Kentucky (2/16/08)
Scored 20 points or more in 3 straight games	3 Marcus Thornton, 20 vs. Arkansas, (1/26/08); 38 at Auburn (1/30/08); 22 at Alabama (2/2/08)
Scored 20 points or more in 4 straight games	4 Marcus Thornton, 27 at Vandy (1/19/08); 20 vs. Arkansas (1/26/08); 38 at Auburn (1/30/08); 22 at Alabama (2/2/08)
Scored 20 points or more in 5 straight games	6 Marcus Thornton, 25 at Ole Miss (1/12/08); 27 vs. Auburn (1/16/08); 27 at Vandy (1/19/08); 20 vs. Arkansas (1/26/08); 38 at Auburn (1/30/08); 22 vs. Alabama (2/2/08)
Scored 30 points or more in consecutive games.....	3 Ronnie Henderson, 40 vs. Alabama, 2-11-95; 30 vs. Ole Miss, 2-15-95; 33 vs. Georgia, 2-18-95
Made 10-14 field goals in a game.....	10 Anthony Randolph, at Florida, 2/13/08
Made 15 or more field goals in a game	18 Shaquille O'Neal, vs. Northern Arizona, 12-28-91
Attempted 15-19 field goals in a game.....	15 Marcus Thornton, vs. Ole Miss, 2/23/08
Attempted 20-24 field goals in a game.....	23 Marcus Thornton, at Auburn, 1/30/08
Attempted 25-29 field goals in a game.....	25 Ronnie Henderson, vs. Nicholls State, 1-23-96
Attempted 30 or more field goals in a game	34 Ronnie Henderson, vs. Oklahoma State, 12-20-94
Made 5 three pointers in a game	5 Terry Martin, vs. Auburn, 1/13/07
Made 6-9 three pointers in a game.....	8 Marcus Thornton, at Auburn, 1/30/08
Made 10 or more three pointers in a game	10 Chris Jackson, vs. Tennessee, 2-10-90
Attempted 7 three pointers in a game	7 Marcus Thornton, at Florida, 2/13/08
Attempted 8-10 three pointers in a game.....	8 Marcus Thornton, at Auburn, 1/30/08
Attempted 11 or more three pointers in a game	10 Marcus Thornton, vs. Ole Miss, 2/23/08
Had 10-14 rebounds	11 Anthony Randolph, vs. Ole Miss, 2/23/08
Had 15-19 rebounds	15 Chris Johnson, vs. Ole Miss, 2/23/08
Had 20 or more rebounds.....	21 Jaime Lloreda, vs. McNeese State, 11-24-03

The Last Time An LSU Player..

ALL GAMES

Had 10 or more rebounds in 2 straight games	2	Glen Davis, 18 vs. Arkansas, 2/10/07; 10 at Ole Miss, 2/14/07
Had 10 or more rebounds in 3 straight games	3	Glen Davis, 13 at Tennessee, 2/7/07; 18 vs. Arkansas, 2/10/07; 10 at Ole Miss, 2/14/07
Had 10 or more rebounds in 4 straight games	4	Glen Davis, 10 at Miss. State, 2/3/07; 13 at Tennessee, 2/7/07; 18 vs. Arkansas, 2/10/07; 11 vs. Ole Miss, 2/14/07
Had 10 or more rebounds in 5 straight games	5	Glen Davis, 13 vs. Miss. State, 2/15/06; 11 at Auburn, 2/18/06; 11 at Vandy, 2/22/06; 15 vs. Kentucky, 2/25/06, 10 vs. S. Carolina, 2/28/06
Had 10 or more rebounds in 6 or more games	8	Glen Davis, 11 at Alabama, 2/4/06; 16 vs. Arkansas, 2/8/06; 15 at Florida, 2/11/06; 13 vs. Miss. State, 2/15/06; 11 at Auburn, 2/18/06; 11 at Vandy, 2/22/06; 15 vs. Kentucky, 2/25/06; 10 at S. Carolina, 2/28/06
Had 9 offensive rebounds in a game	9	Glen Davis, vs. Tennessee (SECT), 3/8/07
Had 10 defensive rebounds in a game.....	10	Chris Johnson, vs. Ole Miss, 2/23/08
Had 5-7 assists	6	Garrett Temple, at Arkansas, 2/20/08
Had 8-10 assists	8	Darrel Mitchell, vs. Kentucky, 2/25/06
Had 11-15 assists	12	Torris Bright, vs. McNeese State, 12-7-02
Had 16 or more assists	18	Randy Livingston, vs. George Mason, 12-3-94
Had 3-5 blocks in a game	4	Anthony Randolph, vs. Ole Miss, 2/23/08
Had 6-8 blocks in a game	5	Chris Johnson, vs. Ole Miss, 2/23/08
Had 9-10 blocks in a game	6	Chris Johnson, vs. McNeese State, 11/14/07
Had 11 or more blocks in a game	9	Tyrus Thomas, vs. Tennessee, 1/14/06
	11	Stromile Swift, vs. Alabama, 2-10-99
Had 3-5 steals in a game	3	Garrett Temple, at Arkansas, 2/20/08
Had 6-7 steals in a game	6	Darrel Mitchell, vs. McNeese State, 12/10/05
Had 8-9 steals in a game	8	Clarence Ceasar, vs. Auburn, 1-8-94
Had 10 or more steals in a game	10	Shawn Griggs, vs. Tennessee, 2-23-91
Had a double-double.....		Anthony Randolph, vs. Ole Miss, 15 pts-11 reb., 2/23/08
		Chris Johnson, vs. Ole Miss, 12 pts-15 reb., 2/23/08
Had a double-double in 2 straight games		Glen Davis, vs. Arkansas, 19 pts-18 reb., 2/1/07; at Ole Miss, 26 pts-11 reb., 2/14/07
Had a double-double in 3 or more straight games	3	Glen Davis, vs. Louisiana Tech, 23 pts-14 reb., 12/23/06; vs. Wright State, 26 pts-12 reb., 12/27/06; vs. Miss. Valley, 19 pts-13 reb., 12/28/06
Had a triple-double		Shaquille O'Neal, 26 pts-13 reb-11 blks, vs. BYU, 3-19-92
Played 40 minutes in a game	40	Garrett Temple, at Arkansas, 2/20/08
Played 41-49 minutes in a game.....	42	Garrett Temple, vs. Tennessee (SECT), 3/8/07
Played 50 or more minutes in a game	54	Maurice Carter, vs. Alabama, 2-10-99

Game 25 -- Arkansas 87, LSU 61
02-20-08 7:05 p.m. at Fayetteville, Ark.

Score by Periods	1st	2nd	Total
Ole Miss	23	26	49
LSU	35	34	69

LSU 9-16, 2-9											
Player	fg-a	3fg-a	ft-a	reb	pf	tp	a	to	blk	s	min
Randolph, A. f	6-14	0-1	4-7	7	4	16	0	4	4	0	36
Johnson, Chris c	3-11	1-4	2-4	7	5	9	3	4	0	0	32
Martin, Terry g	6-13	2-6	4-5	5	2	18	1	3	0	0	30
Temple, Garrett g	2-8	0-2	4-6	7	3	8	6	3	0	3	40
Farrer, Alex g	2-4	0-0	1-4	3	1	5	2	2	0	1	29
Thornton, Marcus	1-3	0-0	0-0	1	0	2	0	0	0	0	4
Spencer, Bo	13-	1-1	0-0	2	0	3	2	0	0	1	17
Green, Garrett	0-0	0-0	0-0	0	3	0	0	0	0	0	6
Thornton, Quintin	0-1	0-0	0-0	1	1	0	0	0	0	0	6
TEAM				1							
Totals.....	21-57	4-14	15-26	34	19	61	14	16	4	5	200

TOTAL FG%	1st Half: 10-31 32.3%	2nd Half: 11-26 42.3%	Game: 36.8%	DB
3-Pt. FG%	1st Half: 1-6 16.7%	2nd Half: 3-8 37.5%	Game: 28.6%	REBS
F Throw %	1st Half: 7-12 58.3%	2nd Half: 8-14 57.1%	Game: 57.7%	7,1

Arkansas 18-7, 7-4											
Player	fg-a	3fg-a	ft-a	reb	pf	tp	a	to	blk	s	min
Weems, Sonny f	4-11	2-4	1-2	2	2	11	4	2	0	1	16
Washington, Mi. f	1-4	0-0	3-4	3	2	5	0	1	0	1	12
Hill, Steven c	3-4	0-0	0-1	3	1	6	0	0	2	1	18
Ervin, Gary g	7-13	1-3	2-2	6	1	17	2	3	0	1	25
Beverley, P. g	3-6	2-4	1-3	9	1	9	3	2	1	2	33
Thomas, Charles	3-4	0-1	0-0	2	4	6	1	2	0	0	14
Townes, Darian	6-6	0-0	0-0	7	2	12	4	0	1	1	18
Britt, Marcus	0-1	0-1	2-2	0	0	2	1	0	0	0	12
Welsh, Stefan	3-8	3-5	1-2	2	1	10	3	3	0	0	22
Rakestraw, Nate	0-1	0-1	0-2	0	1	0	0	1	0	0	9
Patsatsia, Levan	0-0	0-0	0-0	0	0	0	0	0	0	0	3
Cox, Stephen	0-1	0-0	0-0	1	0	0	0	0	0	0	2
Hunter, Vincent	3-4	3-4	0-0	1	2	9	0	0	1	0	16
TEAM				2							
Totals.....	33-63	11-23	10-18	38	17	87	18	14	5	7	200

TOTAL FG%	1st Half: 20-34 58.8%	2nd Half: 13-29 44.8%	Game: 52.4%	DB
3-Pt. FG%	1st Half: 9-13 69.2%	2nd Half: 2-10 20.0%	Game: 47.8%	REBS
F Throw %	1st Half: 2-3 66.7%	2nd Half: 8-15 53.3%	Game: 55.6%	4,1

Officials: J.B. Caldwell, Doug Sirmons, Les Jones
 Technical fouls: LSU-Johnson, Chris. Arkansas-None.
 Attendance: 16212

Score by Periods	1st	2nd	Total
LSU	28	33	61
Arkansas	51	36	87

Game 26 -- LSU 69, Ole Miss 49
02/23/08 5:00 pm at Maravich Center (Baton Rouge, LA)

Ole Miss 18-8 (4-8)											
Player	fg-a	3fg-a	ft-a	reb	pf	tp	a	to	blk	s	min
Parnell, J. f	1-5	0-0	0-0	4	1	2	0	0	0	0	13
Curtis, D. c	4-10	0-0	0-0	8	1	8	1	1	0	1	28
Warren, Chris g	3-16	2-10	0-0	0	2	8	1	1	0	0	31
Polynice, E. g	2-8	0-0	1-2	12	2	5	4	2	1	2	22
Huertas, D. g	2-11	1-6	4-4	10	5	9	0	3	1	1	23
Jones, Rodney	2-3	2-3	0-0	0	0	6	0	0	0	0	4
Smith, Brian	0-1	0-0	0-0	2	0	0	3	1	0	0	12
Watson, T.	1-4	0-0	0-1	2	1	2	0	0	0	0	9
White, Malcolm	0-2	0-0	1-2	0	2	1	0	1	1	1	7
Gaskins, Trevor	0-3	0-3	0-0	2	2	0	1	0	0	0	9
Graham, Zach	1-2	0-0	0-0	2	1	2	0	0	0	0	16
Williams, Kenny	3-6	0-0	0-2	1	4	6	0	0	2	0	26
TEAM				3							
Totals.....	19-71	5-22	6-11	46	21	49	10	9	5	5	200

TOTAL FG%	1st Half: 9-36 25.0%	2nd Half: 10-35 28.6%	Game: 26.8%	DB
3-Pt. FG%	1st Half: 0-9 0.0%	2nd Half: 5-13 38.5%	Game: 22.7%	REBS
F Throw %	1st Half: 5-8 62.5%	2nd Half: 1-3 33.3%	Game: 54.5%	1

LSU 10-16 (3-9)											
Player	fg-a	3fg-a	ft-a	reb	pf	tp	a	to	blk	s	min
Randolph, A. f	6-14	0-0	3-3	11	2	15	3	2	4	1	31
Johnson, C. c	5-11	0-0	2-3	15	1	12	1	0	5	0	37
Thornton, M. g	6-15	3-10	2-2	4	1	17	1	1	0	0	26
Temple, G. g	2-5	1-2	1-1	6	4	6	4	2	2	0	28
Farrer, Alex g	0-4	0-1	1-2	3	3	1	1	3	1	0	25
Terrebonne, G.	0-0	0-0	2-2	0	0	2	0	0	0	0	2
Spencer, Bo	2-6	1-2	0-0	1	2	5	0	0	0	1	14
Martin, Terry	3-6	2-4	3-4	2	2	11	3	0	0	0	22
Green, Garrett	0-2	0-0	0-0	2	1	0	0	0	0	0	6
Thornton, Q.	0-0	0-0	0-0	1	0	0	0	0	0	0	9
TEAM				6							
Totals.....	24-63	7-19	14-17	51	16	69	13	8	12	2	200

TOTAL FG%	1st Half: 14-33 42.4%	2nd Half: 10-30 33.3%	Game: 38.1%	DB
3-Pt. FG%	1st Half: 4-11 36.4%	2nd Half: 3-8 37.5%	Game: 36.8%	REBS
F Throw %	1st Half: 3-3 100%	2nd Half: 11-14 78.6%	Game: 82.4%	1

Officials: Doug Sirmons, Antinio Petty, Michael Stephens
 Technical fouls: Ole Miss-Huertas, David. LSU-Johnson, Chris.
 Attendance: 8765



Anthony Randolph

Forward • 6-10 • 205 • Freshman • HS • Dallas, Texas • Woodrow Wilson HS

3

Top Performances

Points

Season: 24, twice
 Career: 24, twice

Rebounds

Season: 19, at Vandy, 1/19/08
 Career: 19, at Vandy, 1/19/08

Field Goals Made

Season: 10, twice
 Career: 10, twice

3 PT FG Made

Season: 1, twice
 Career: 1, twice

Free Throws Made

Season: 8, vs. Oregon St., 12/22/07
 Career: 8, vs. Oregon St., 12/22/07

Assists

Season: 4, twice
 Career: 4, twice

Blocks

Season: 6, vs. SLU, 11/12/07
 Career: 6, vs. SLU, 11/12/07

Steals

Season: 4, three times
 Career: 4, three times

Minutes Played

Season: 40, vs. Arkansas, 1/26/08
 Career: 40, vs. Arkansas, 1/26/08

Top Career Scoring Games

- 24 vs. Kentucky, 2/16/08
- 24 vs. Southern, 11/30/07
- 22 at Florida, 2/13/08
- 21 at Auburn, 1/30/08
- 21 vs. Arizona State, 11/21/07
- 21 vs. Chaminade, 11/20/07
- 19 vs. Southeastern La., 11/12/07
- 18 at Ole Miss, 1/12/08
- 16 at Arkansas, 2/20/08
- 16 at Texas A&M, 1/5/08

SEC Freshman of the Week, Nov. 19

Jay Bilas' ESPN.com All-Maui Team, Nov. 21

SEC Freshman of the Week, Feb. 4

Freshman Season (2007-08)

Had seventh double up in win vs. Ole Miss (2/23), 15 points, 11 rebounds ... 16 points, 4 blocks at Arkansas (2/20) ... Had sixth double double at Kentucky with 24 points and 14 rebounds (2/16) ... Topped 20 in both conference wins -- 22 at Florida (2/13) ... 11-game double figure scoring streak snapped vs. Tennessee (2/9) ... Earns second freshman of the week honors after Auburn-Alabama week ... Had fifth double double against Alabama (2/2) and 11th straight double figure scoring game ... Fourth 20-point, 10th straight double figure game with 21 at Auburn (1/30), 17 in the second half ... Ninth straight double figure scoring game with 14 vs. Arkansas (1/26), first game to play all 40 minutes ... Season rebounding high of 19 as he gets a double double for the second consecutive Saturday at Vandy (1/19) ... Third double double of the season against 16th-ranked Ole Miss (1/12), 18 points, 11 rebounds, 8-of-14 from the field ... Fifth straight double figure game of 10 in SEC opener vs. Mississippi State (1/9) ... Fourth straight double figure game with 16 at Texas A&M (1/5), playing most minutes of his career at 37 ... Third straight double figure game with 15 against Tulane (1/2) ... Ten points, nine boards against Washington, first game with no blocks (12/29) ... Eighth double figure scoring game with 14 against Oregon State (12/22) ... With four blocks against Northwestern State (12/15), blocked 13 shots last three games ... Rebounded from off-night against Nicholls State (11/28) to record career high 24 points and second double double with 11 boards against Southern (11/30) ... 21 points in Maui versus Chaminade (11/20) and Arizona State (11/21) ... Named SEC Freshman of the Week (11/19) games ... Strong debut with his first double double against Southeastern (11/12) 19 points, 13 rebounds.


Randolph's Game-by-Game Statistics

2007-08

OPPONENT	MIN	FG	3FG	FT	REB	PF/D	A	TO	BLK	STL	PTS
Southeastern La.	33	7-11	1-2	4-6	13	2/0	2	2	6	4	19
McNeese State	29	5-9	0-1	2-4	7	3/0	3	2	1	2	12
Oklahoma State	26	2-5	0-1	1-2	5	4-0	2	5	3	0	5
Chaminade	32	9-14	0-0	3-4	9	2-0	2	4	2	1	21
Arizona State	34	8-14	0-2	5-6	7	2-0	1	0	2	1	21
Nicholls State	21	3-6	0-1	0-0	7	2-0	1	2	3	3	6
Southern	26	10-14	1-2	3-5	11	1-0	1	3	5	0	24
Villanova	27	5-10	0-1	2-3	6	5-0	1	4	4	1	12
Northwestern St.	28	3-9	0-1	7-10	8	1-0	4	1	4	1	13
Wichita State	28	3-13	0-1	0-1	3	2-0	1	0	2	4	6
Oregon State	35	3-10	0-0	8-12	9	3-0	0	3	1	2	14
Washington	36	2-11	0-0	6-6	9	3-0	0	3	0	3	10
Tulane	35	5-11	0-0	5-6	9	4-0	1	1	3	0	15
Texas A&M	37	7-17	0-2	2-6	7	4-0	0	2	2	0	16
Mississippi St.	26	4-13	0-0	2-5	9	3-0	0	2	2	0	10
Ole Miss	39	8-14	0-0	2-5	11	1-0	1	3	3	1	18
Auburn	32	6-9	0-0	0-2	5	2-0	4	5	0	1	12
Vanderbilt	37	4-12	0-0	6-6	19	3-0	3	4	1	0	14
Arkansas	40	5-16	0-1	4-4	8	4-0	0	5	4	1	14
Auburn	31	9-15	0-0	3-4	6	4-0	2	3	2	0	21
Alabama	34	4-14	0-0	5-6	12	1-0	1	4	2	1	13
Tennessee	30	3-8	0-1	0-1	8	3-0	1	3	1	0	6
Florida	38	10-16	0-0	2-6	5	2-0	1	4	2	1	22
Kentucky	38	9-16	0-0	6-8	14	3-0	0	4	1	4	24
Arkansas	36	6-14	0-1	4-7	7	4-0	0	4	4	0	16
Ole Miss	31	6-14	0-0	3-3	11	2-0	3	2	4	1	31
South Carolina											
Georgia											
Alabama											
Mississippi State											

Anthony Randolph's Career Stats

YEAR	GP-GS	MIN/AVG	FG-FGA	PCT.	3FG-FGA	PCT.	FT-FTA	PCT.	REB-AVG	PF-FO	AST	TO	BLK	STL	PTS-AVG.
07-08	26-26	839-32.3	146-315	.463	2-17	.118	85-128	.664	225-8.7	70-1	35	75	64	32	379-14.6
Totals	26-26	839-32.3	146-315	.463	2-17	.118	85-128	.664	225-8.7	70-1	35	75	64	32	379-14.6



Marcus Thornton

Guard * 6-4 * 198 * Junior * JC * Baton Rouge, La. * Kilgore College

5

Top Performances

Points

Season: 38, at Auburn, 1/30/08
 Career: 38, at Auburn, 1/30/08

Rebounds

Season: 13, at Villanova, 12/6/07
 Career: 13, at Villanova, 12/6/07

Field Goals Made

Season: 14, at Auburn, 1/30/08
 Career: 14, at Auburn, 1/30/08

3 PT FG Made

Season: 8, at Auburn, 1/30/08
 Career: 8, at Auburn, 1/30/08

Free Throws Made

Season: 7, vs. SLU, 11/12/07
 Career: 7, vs. SLU, 11/12/07

Assists

Season: 4, at Tulane, 1/2/08
 Career: 4, at Tulane, 1/2/08

Blocks

Season: 1, four times
 Career: 1, four times

Steals

Season: 4, twice
 Career: 4, twice

Minutes Played

Season: 40, twice
 Career: 40, twice

Top Career Scoring Games

- 38 at Auburn, 1/30/08
- 27 at Vanderbilt, 1/19/08
- 27 vs. Auburn, 1/16/08
- 27 vs. SLU, 11/12/07
- 25 at Ole Miss, 1/12/08
- 24 vs. Nicholls State, 11/28/07
- 24 vs. McNeese, 11/14/07
- 22 at Alabama, 2/2/08
- 22 vs. Northwestern State, 12/15/07
- 22 vs. Southern, 11/30/07

Junior Season (2007-08)

Tremendous return with 17 points, including LSU's first 10 against Ole Miss (2/23) ... Hip flexor limits him to four minutes at Arkansas (2/20), damaging chances to win SEC scoring title ... Double figure scoring streak stopped at 10, scoring nine against Kentucky (2/16) ... Hit 20 points for the 14th time this season and seventh time in the last eight games in 20-point effort at Florida (2/13) ... Increased double figure scoring streak to now current team best nine games, but 20-point scoring streak snapped vs. Tennessee (2/9) ... Sixth straight game of 20 or more with 22 at Alabama (2/2) ... Posted the biggest single SEC-vs. SEC scoring game (38) in almost 13 years at Auburn (1/30), hitting eight treys including the game winner with three seconds left to give LSU an 81-80 victory ... Late trey gave him four straight at 20 or better with 20 vs. Arkansas (1/26) ... Three straight 20 point games with another 27 point effort, this time on the road at Vandy (1/19) ... Equaled season-opening high of 27 against Auburn (1/16), had 6 treys for the second times this year ... Made 4-of-9 second half treys and scored 25 to key comeback that nearly resulted in win over ranked Ole Miss on the road (1/12) ... Double figure scoring streak snapped against Tulane (1/2) ... Hit six three-pointers in seventh 20-point game against Oregon State (12/21) ... Third double double of the season at Wichita State (12/19) ... Sixth 20-plus point game against Northwestern State (12/15) ... Second double double at Villanova (12/6) ... Back-to-back 20-point games with 22 points against Southern (11/30) after 24 against Nicholls State (11/28) ... Hit three-pointer that forced overtime and was ESPN's No. 2 play of the day in OT loss against Arizona State (11/21) ... Opens season with three-consecutive 20-point games -- 20 against Oklahoma State (11/19) ... Posted back-to-back 20-plus games with 24 against McNeese (11/14) ... Just short of becoming first player since 2005 to score 30 in a game for LSU with 27 in opener vs. Southeastern Louisiana (11/12).

Thornton's Game-by-Game Statistics

2007-08

OPPONENT	MIN	FG	3FG	FT	REB	PF/D	A	TO	BLK	STL	PTS
Southeastern La.	34	8-14	4-7	7-9	2	0/0	2	2	0	2	27
McNeese State	37	8-16	2-8	6-7	3	1-0	2	3	1	1	24
Oklahoma State	31	6-14	2-6	6-6	3	3-0	1	0	1	1	20
Chaminade	29	2-12	0-4	0-2	2	3-0	0	1	1	2	4
Arizona State	40	7-19	4-12	0-0	12	4-0	1	5	0	1	18
Nicholls State	35	9-15	4-8	2-3	6	1-0	1	2	1	0	24
Southern	32	9-15	4-7	0-0	7	1-0	3	1	0	4	22
Villanova	38	6-15	1-6	2-2	13	3-0	2	2	0	1	15
Northwestern St.	24	7-15	4-10	4-5	5	2-0	2	2	1	3	22
Wichita State	38	3-13	0-6	6-6	11	3-0	2	3	0	0	12
Oregon State	30	6-17	6-10	2-2	6	3-0	1	2	0	2	20
Washington	33	7-15	0-4	4-4	8	3-0	2	4	0	2	18
Tulane	32	3-8	0-5	1-2	1	4-0	4	1	1	2	7
Texas A&M	37	5-16	0-3	2-2	7	2-0	0	1	0	1	12
Mississippi St.	33	2-14	2-6	6-6	7	1-0	0	1	0	1	12
Ole Miss,	38	9-20	4-10	3-6	3	3-0	2	1	0	1	25
Auburn	38	8-20	6-16	5-6	6	2-0	0	5	0	3	27
Vanderbilt	38	10-21	2-6	5-6	6	3-0	2	5	0	0	27
Arkansas	33	7-20	4-9	2-2	5	2-0	0	1	0	1	20
Auburn	39	14-23	8-15	2-2	7	2-0	1	0	0	1	38
Alabama	36	7-19	4-11	4-4	3	2-0	1	4	0	1	22
Tennessee	28	5-11	1-4	1-2	7	4-0	0	6	1	1	12
Florida	35	8-11	4-7	0-0	3	1-0	1	1	0	4	20
Kentucky	36	4-14	1-4	0-0	5	3-0	1	1	0	1	9
Arkansas	4	1-3	0-0	0-0	1	0-0	0	0	0	0	2
Ole Miss	26	6-15	3-10	2-2	4	1-0	1	1	0	0	17
South Carolina											
Georgia											
Alabama											
Mississippi State											

Marcus Thornton's Career Stats

YEAR	GP-GS	MIN/AVG	FG-FGA	PCT.	3FG-FGA	PCT.	FT-FTA	PCT.	REB.-AVG	PF-FO	AST	TO	BLK	STL	PTS-AVG.
07-0	26-25	854-32.8	167-395	.423	70-194	.361	72-86	.837	143-5.5	57-0	32	55	7	36	476-18.3
Totals	26-25	854-32.8	167-395	.423	70-194	.361	72-86	.837	143-5.5	57-0	32	55	7	36	476-18.3



Greg Terrebonne

Guard • 6-0 • 205 • Sophomore • 1VL • Galliano, La. • South Lafourche HS

10

Top Performances

Points

Season: 2, twice
 Career: 2, twice

Rebounds

Season:
 Career: 1, three times

Field Goals Made

Season: 1, vs. Southern, 11/30/07
 Career: 1, vs. Southern, 11/30/07

3 PT FG Made

Season:
 Career:

Free Throws Made

Season: 2, vs. Ole Miss, 2/23/08
 Career: 2, vs. Ole Miss, 2/23/08

Assists

Season: 2, vs. Southern, 11/30/07
 Career: 2, vs. Southern, 11/30/07

Blocks

Season:
 Career:

Steals

Season:
 Career: 1, vs. Wright St., 12/27/06

Minutes Played

Season: 2, four times
 Career: 2, four times

Top Career Scoring Games

- 2 vs. Ole Miss, 2/23/08
- 2 vs. Southern, 11/30/07

Sophomore Season (2007-08)

Made his first appearance since the Northwestern State game (12/15) against Ole Miss, scoring his first points in an SEC game (2/23) ... Much to crowd's delight got first college points against Southern (11/30) at the buzzer ... Saw first action against Nicholls State (11/29) ... Scored two points in final two minutes of exhibition, his first points scored on the LSU court.


Terrebonne's Game-by-Game Statistics

2007-08

OPPONENT	MIN	FG	3FG	FT	REB	PF/D	A	TO	BLK	STL	PTS
Southeastern La.	DNP										
McNeese State	DNP										
Oklahoma State	DNP										
Chaminade	DNP										
Arizona State	DNP										
Nicholls State	2	0-0	0-0	0-0	0	0-0	0	1	0	0	0
Southern	2	1-3	0-0	0-0	0	0-0	2	0	0	0	2
Villanova	DNP										
Northwestern St.	2	0-0	0-0	0-0	0	0-0	0	0	0	0	0
Wichita State	DNP										
Oregon State	DNP										
Washington	DNP										
Tulane	DNP										
Texas A&M	DNP										
Mississippi St.	DNP										
Ole Miss	DNP										
Auburn	DNP										
Vanderbilt	DNP										
Arkansas	DNP										
Auburn	DNP										
Alabama	DNP										
Tennessee	DNP										
Florida	DNP										
Kentucky	DNP										
Arkansas	DNP										
Ole Miss	2	0-0	0-0	2-2	0	0-0	0	0	0	0	2
South Carolina											
Georgia											
Alabama											
Mississippi State											

Greg Terrebonne's Career Stats

YEAR	GP-GS	MIN/AVG	FG-FGA	PCT.	3FG-FGA	PCT.	FT-FTA	PCT.	REB-AVG	PF-FO	AST	TO	BLK	STL	PTS-AVG.
06-07	5-0	7/1.4	0-0	.000	0-0	.000	3-0.6	0-0	0-0	1	1	0	1	0-0.0	
07-08	4-0	8/2.0	1-3	.333	0-0	.000	2-2	1.000	0-0.0	0-0	2	1	0	0	4-1.0
Totals	9-0	15-1.7	1-3	.333	0-0	.000	2-2	1.000	3-0.3	0-0	3	2	0	1	4-0.4



Bo Spencer

Guard • 6-1 • 180 • Freshman • HS • Baton Rouge, La. • Glen Oaks HS

11

Top Performances

Points

Season: 14, vs. Arizona St., 11/21/07
 Career: 14, vs. Arizona St., 11/21/07

Rebounds

Season: 4, vs. Nicholls St., 11/28/07
 Career: 4, vs. Nicholls St., 11/28/07

Field Goals Made

Season: 5, vs. Arizona St., 11/21/07
 Career: 5, vs. Arizona St., 11/21/07

3 PT FG Made

Season: 4, vs. Arizona St., 11/21/07
 Career: 4, vs. Arizona St., 11/21/07

Free Throws Made

Season: 5, vs. NW State, 12/15/07
 Career: 5, vs. NW State, 12/15/07

Assists

Season: 6, vs. Southern, 11/30/07
 Career: 6, vs. Southern, 11/30/07

Blocks

Season: 1, vs. Chaminade, 11/20/07
 Career: 1, vs. Chaminade, 11/20/07

Steals

Season: 2, vs. NW State, 12/15/07
 Career: 2, vs. NW State, 12/15/07

Minutes Played

Season: 34, vs. Arizona St., 11/21/07
 Career: 34, vs. Arizona St., 11/21/07

Top Career Scoring Games

1. 14, vs. Arizona State, 11/21/07
2. 11, vs. Nicholls State, 11/28/07
2. 11, vs. Chaminade, 11/20/07
4. 10, vs. Okla. St., 11/19/07
5. 9, at Tulane, 1/2/08
5. 9, vs. Northwestern State, 12/15/07
7. 7, vs. SLU, 11/12/07
8. 5, vs. Ole Miss, 2/23/08
8. 5, at Villanova, 12/6/07
10. 4, twice

Freshman Season (2007-08)

5 points in 14 minutes in the Ole Miss win (2/23) ... Played 17 minutes at Arkansas (2/20), with two assists, no turnovers ... Most minutes played since 21 in first Arkansas game ... Made third start against Arkansas (1/26) ... Had four points, two steals at Vandy (1/19) ... Made first LSU start against A&M (1/5) with four assists in 29 minutes ... Best game since hurting ankle with nine points in 24 minutes against Tulane (1/2) ... Only able to play three minutes against Oregon State (12/21) after spraining ankle in game at Wichita State (12/19) ... Failed to score against Southern (11/30), but had season best six assists, just two turnovers ... Fourth consecutive double figure game (11) against Nicholls (11/28) ... Season best 14 points against Arizona State (11/21) ... Spencer also had 11 against Chaminade (11/20) and 10 versus Oklahoma State (11/19) ... Spencer scored seven in opener vs. Southeastern (11/12) ... Spencer averaged 7.5 points per game in exhibitions, hitting 7-of-9 field goal attempts ... Averaged 8.7 points and 5.3 rebounds in the Canadian exhibition tour, hitting 50 percent from the field.


Spencer's Game-by-Game Statistics

2007-08

OPPONENT	MIN	FG	3FG	FT	REB	PF/D	A	TO	BLK	STL	PTS
Southeastern La.	21	3-3	1-1	0-0	1	1/0	2	2	0	1	7
McNeese State	12	0-0	0-0	2-2	1	0-0	0	1	0	0	2
Oklahoma State	25	3-6	2-3	2-2	1	2-0	4	4	0	1	10
Chaminade	23	4-6	3-5	0-0	3	2-0	2	2	1	0	11
Arizona State	34	5-9	4-8	0-0	2	3-0	3	2	0	0	14
Nicholls State	29	3-8	3-7	2-2	4	1-0	3	2	0	0	11
Southern	26	0-3	0-3	0-0	1	3-0	6	2	0	1	0
Villanova	21	1-4	1-4	2-3	1	3-0	3	1	0	0	5
Northwestern St.	26	2-5	0-1	5-7	3	0-0	3	2	0	2	9
Wichita State	20	1-5	1-4	1-2	1	1-0	0	1	0	1	4
Oregon State	3	0-0	0-0	0-0	0	0-0	1	0	0	0	0
Washington	19	0-2	0-1	0-0	1	2-0	0	2	0	1	0
Tulane	24	3-9	2-5	1-2	3	3-0	2	1	0	1	9
Texas A&M	29	1-5	0-2	0-0	1	0-0	4	2	0	0	2
Mississippi St.	19	0-6	0-4	0-0	2	0-0	0	0	0	0	0
Ole Miss	6	0-0	0-0	0-0	1	0-0	1	0	0	0	0
Auburn	3	1-1	0-0	0-0	0	2-0	0	0	0	0	2
Vanderbilt	12	2-4	0-0	0-0	1	1-0	0	1	0	2	4
Arkansas	21	0-5	0-4	1-2	1	0-0	0	0	0	1	1
Auburn	2	0-1	0-0	0-0	0	0-0	0	0	0	0	0
Alabama	4	0-0	0-0	0-0	0	0-0	1	1	0	1	0
Tennessee	6	0-2	0-2	0-0	3	0-0	0	0	0	0	0
Florida	5	0-1	0-0	0-0	0	0-0	2	0	0	0	0
Kentucky	5	0-0	0-0	0-0	0	2-0	0	0	0	0	0
Arkansas	17	1-3	1-1	0-0	2	0-0	2	0	0	1	3
Ole Miss	14	2-6	1-2	0-0	1	2-0	0	0	0	1	5
South Carolina											
Georgia											
Alabama											
Mississippi State											

Bo Spencer's Career Stats

YEAR	GP-GS	MIN/AVG	FG-FGA	PCT.	3FG-FGA	PCT.	FT-FTA	PCT.	REB-AVG	PF-FO	AST	TO	BLK	STL	PTS-AVG.
07-08	26-3	426-16.4	32-94	.340	19-57	.333	16-22	.727	34-1.3	28-0	39	26	1	14	99-3.8
Totals	26-3	426-16.4	32-94	.340	19-57	.333	16-22	.727	34-1.3	28-0	39	26	1	14	99-3.8



Terry Martin

Guard • 6-6 • 207 • Junior • 1VL • Monroe, La. • Texas Tech

13

Top Performances

Points
 Season: 19, at Tulane, 1/2/08
 Career: 23, vs. Auburn, 1/13/07

Rebounds
 Season: 7, twice
 Career: 7, twice

Field Goals Made
 Season: 7, at Tulane, 1/2/08
 Career: 8, vs. Auburn, 1/13/07

3 PT FG Made
 Season: 4, twice
 Career: 5, twice

Free Throws Made
 Season: 4, twice
 Career: 4, four times

Assists
 Season: 6, vs. Oregon St., 12/21/07
 Career: 6, vs. Oregon St., 12/21/07

Blocks
 Season: 3, vs. Chaminade, 11/20/07
 Career: 3, vs. Chaminade, 11/20/07

Steals
 Season: 1, six times
 Career: 3, at Georgia, 1/2/807

Minutes Played
 Season: 40, vs. Oregon St., 12/21/07
 Career: 40, vs. Oregon St., 12/21/07

Top Career Scoring Games

- 23 vs. Auburn, 1/1/307
- 19 at Tulane, 1/2/08
- 19 vs La. Tech, 12/23/06
- 18 at Arkansas, 2/20/08
- 18 vs. Florida, 2/24/07
- 16 at Kentucky, 2/20/07
- 16 at Georgia, 1,28,07
- 15 four times

Junior Season (2007-08)

Fourth straight game in double figures with 11 with three assists, no turnovers in Ole Miss win (2/23) ... Just one point off best effort of the season with 19 points at Arkansas (2/20) as he returned to the starting lineup and played 30 minutes ... Second straight double figure scoring game with 12 vs. Kentucky (2/16) ... Ten points, including two treys, off the bench in the win at Florida (2/13) ... Back-to-back double figure games since December after 12 at Alabama (2/2) ... Back in double figures for the first time in seven games with 11 at Auburn (1/30) ... Stopped four game streak without a trey and scored seven points in 20 minutes at Vandy (1/19) ... Double figure scoring streak came to an end at A&M (1/5) with six points ... Maybe playing some of his best LSU basketball with seven straight in double figures with season high 19 against Tulane (1/2) ... Hit at least three treys in five of last six games ... Made it five straight double figure scoring games with 15 against Oregon State (12/21) ... Also played 40 minutes in a game for the first time in career and had six assists and no turnovers against the Beavers ... Extended his double figure scoring streak to four games at Wichita (12/19) ... Back-to-back season high in points after 15 against Northwestern State (12/15) ... Season high in three-pointers (4) and points (14) at Villanova (12/6) ... Third double figure game of 11 against Southern (11/30) ... 13 points against Chaminade with three treys (11/20) ... First double figure game of year with 11 vs. McNeese (11/14) ... Scored six in opener (11/12) ... Averaged 15 points for the exhibition games after hitting 5-of-10 three-point attempts in 17-point effort against EA Sports ... Had 13 points, 5 assists against Belhaven ... Just one turnover ... Played primarily at the point guard position in Canada ... Averaging 13.0 points and 5.3 assists in the three games.

Martin's Game-by-Game Statistics

2007-08

OPPONENT	MIN	FG	3FG	FT	REB	PF/D	A	TO	BLK	STL	PTS
Southeastern La.	31	2-7	0-2	2-2	4	3-0	3	2	0	1	6
McNeese State	30	5-10	1-3	0-2	5	0-0	2	2	1	1	11
Oklahoma State	24	2-9	1-6	0-0	6	3-0	0	2	0	0	5
Chaminade	33	5-12	3-8	0-1	7	3-0	1	1	3	1	13
Arizona State	27	1-8	1-7	0-0	2	2-0	3	3	0	0	3
Nicholls State	21	2-4	0-1	0-0	2	2-0	1	3	1	0	4
Southern	25	4-11	2-5	1-2	7	0-0	1	2	0	0	11
Villanova	22	5-10	4-6	0-0	2	1-0	2	1	1	1	14
Northwestern St.	29	5-11	3-6	2-2	3	2-0	4	2	0	0	15
Wichita State	27	4-10	3-6	0-0	3	1-0	0	4	0	0	11
Oregon State	40	5-18	3-11	2-2	2	2-0	6	0	1	0	15
Washington	31	6-13	2-6	0-0	1	3-0	2	3	1	0	14
Tulane	35	7-17	4-9	1-1	1	2-0	2	2	0	1	19
Texas A&M	21	3-8	0-3	0-0	2	2-0	1	2	0	0	6
Mississippi St.	26	2-11	0-4	0-0	1	2-0	2	0	0	0	4
Ole Miss	24	1-8	0-4	0-0	2	1-0	1	1	0	0	2
Auburn	18	0-3	0-2	0-0	1	5-1	1	0	0	1	0
Vanderbilt	20	3-5	1-2	0-0	3	1-0	0	2	0	0	7
Arkansas	19	1-9	0-6	0-0	1	0-0	1	1	0	0	2
Auburn	25	4-7	2-5	1-2	1	0-0	1	0	0	0	11
Alabama	26	3-7	2-5	4-4	4	4-0	4	1	0	0	12
Tennessee	27	1-7	0-5	0-0	1	2-0	1	3	1	1	2
Florida	15	4-8	2-4	0-0	0	0-0	0	2	0	0	10
Kentucky	21	5-10	2-4	0-0	0	0-0	2	0	0	0	12
Arkansas	30	6-13	2-6	4-5	5	2-0	1	3	0	0	18
Ole Miss	22	3-6	2-4	3-4	2	2-0	3	0	0	0	11
South Carolina											
Georgia											
Alabama											
Mississippi State											

Terry Martin's Career Stats

YEAR	GP-GS	MIN/AVG	FG-FGA	PCT.	3FG-FGA	PCT.	FT-FTA	PCT.	REB-AVG	PF-FO	AST	TO	BLK	STL	PTS-AVG.
06-07	24-16	701/29.2	93-227	.410	52-134	.388	15-26	.577	67-2.8	37-1	35	43	6	11	253-10.5
07-08	26-17	669/25.7	89-242	.368	40-130	.308	20-27	.741	68-2.6	45-1	45	42	9	7	238-9.2
Totals	50-33	1370/27.4	182-469	.388	92-264	.348	35-53	.660	135-2.7	82-2	80	85	15	18	491-9.8



Garrett Temple

Guard • 6-6 • 195 • Junior • 2VL • Baton Rouge, La. • Univeristy HS

14

Top Performances

Points
 Season: 17, twice
 Career: 18, at Tulane, 12/2/06

Rebounds
 Season: 9, at Alabama, 2/2/08
 Career: 9, at Alabama, 2/2/08

Field Goals Made
 Season: 6, at Ole Miss, 1/12/08
 Career: 7, vs. McNeese, 11/29/06

3 PT FG Made
 Season: 4, at Ole Miss, 1/12/08
 Career: 4, four times

Free Throws Made
 Season: 8, vs. Auburn, 1/16/08
 Career: 8, twice

Assists
 Season: 7, twice
 Career: 7, eight times

Blocks
 Season: 3, at Villanova, 12/6/07
 Career: 4, vs. Auburn, 1/13/07

Steals
 Season: 3, six times
 Career: 4, twice

Minutes Played
 Season: 40, four times
 Career: 45, vs. Texas, 12/10/06

Top Career Scoring Games

- 18 at Tulane, 12/2/06
- 17 vs. Auburn, 1/16/08
- 17 vs. Oklahoma State, 11/19/07
- 17 vs. Florida, 2/24/07
- 17 at Oregon State, 12/17/06
- 17 vs. McNeese State, 11/29/06
- 16 at Ole Miss, 1/12/08
- 16 at Mississippi State, 2/3/07
- 16 vs. Nicholls State, 11/17/06
- 10.14 three times

Junior Season (2007-08)

Practically willed the team to victory at Florida (2/13), coming off the floor with a blood all over his face after a fall cut his lip, only to return to lead stop a Florida rally ... Career high nine rebounds at Alabama (2/2) ... For the second time this season and eighth time in career, posted seven assists (just one turnover) in the win at Auburn (1/30) ... Also equaled career high in rebounds for the fifth time with eight ... Posted a third consecutive double figure scoring game at Vandy (1/19) ... Made 9-of-16 treys in last five games and had back-to-back double figure scoring games after 17 points vs. Auburn (1/16) ... Point total equaled season high from OSU game in Maui ... Moved back to point guard position and delivered with 16 points, with four treys at Ole Miss (1/12) ... First game at power forward because of injuries at A&M (1/5) ... For second straight game, hit two treys ... Hit two key treys against Tulane (1/2) to keep the Tigers in position late in the game ... Season high rebounds vs. Oregon State (12/21) ... Six assists at Villanova (12/6) ... Had 11 points and career equaling seven assists in loss at Arizona State ... Just one point off his career high with 17 against Oklahoma State (11/19) ... Came off the bench and had nine points in 30 minutes against McNeese (11/14) ... Failed to score in opener (11/12) ... Three points, four blocks in 19 minutes against Belhaven ... Temple did not play on the Canadian trip as he recovered from an ankle injury originally hurt on summer China trip and aggravated during a pickup game.

Temple's Game-by-Game Statistics

2007-08

OPPONENT	MIN	FG	3FG	FT	REB	PF/D	A	TO	BLK	STL	PTS
Southeastern La.	29	0-1	0-1	0-2	1	3-0	1	2	0	0	0
McNeese State	30	3-4	0-1	3-4	2	2-0	2	0	2	1	9
Oklahoma State	34	4-7	3-5	6-6	3	4-0	5	4	1	1	17
Chaminade	35	3-7	1-3	2-4	4	2-0	4	2	1	3	9
Arizona State	40	2-4	1-2	6-6	5	4-0	7	4	1	1	11
Nicholls State	32	0-2	0-2	0-1	3	2-0	2	2	1	3	0
Southern	24	1-2	0-1	1-2	4	3-0	3	1	0	1	3
Villanova	39	2-6	1-4	3-4	3	3-0	6	4	3	3	8
Northwestern St.	31	1-2	0-0	2-2	6	3-0	2	5	1	2	4
Wichita State	31	3-7	0-4	0-0	2	3-0	2	1	1	0	6
Oregon State	40	1-3	0-1	2-2	7	1-0	5	2	2	2	4
Washington	32	0-3	0-1	0-0	3	2-0	5	4	1	0	0
Tulane	33	2-2	2-2	0-0	4	1-0	2	2	0	0	6
Texas A&M	32	3-4	2-2	0-0	3	5-1	2	3	1	0	8
Mississippi St.	37	2-7	0-1	0-0	3	2-0	1	3	1	2	4
-Ole Miss	35	6-11	4-8	0-0	6	3-0	3	1	1	1	16
Auburn	40	4-7	1-3	8-9	5	2-0	4	1	0	1	17
Vanderbilt	37	3-6	0-2	4-5	4	2-0	3	3	2	0	10
Arkansas	25	1-6	0-2	0-0	3	4-0	4	2	0	1	2
Auburn	39	0-4	0-3	1-2	8	3-0	7	1	0	0	1
Alabama	40	2-6	1-2	2-2	9	2-0	5	5	0	3	7
Tennessee	36	1-3	1-3	0-0	1	4-0	2	2	0	1	3
Florida	34	3-6	1-3	3-4	2	2-0	5	2	0	2	10
Kentucky	38	2-6	2-5	2-2	5	3-0	2	2	0	3	8
Arkansas	40	2-8	0-2	4-6	7	3-0	6	3	0	3	8
Ole Miss	28	2-5	1-2	1-1	6	4-0	4	2	2	0	6
South Carolina											
Georgia											
Alabama											
Mississippi State											

Garrett Temple's Career Stats

YEAR	GP-GS	MIN/AVG	FG-FGA	PCT.	3FG-FGA	PCT.	FT-FTA	PCT.	REB-AVG	PF-FO	AST	TO	BLK	STL	PTS-AVG.
05-06	36-35	1207/33.5	65-194	.335	27-109	.248	25-37	.676	94-2.6	87-2	99	70	31	38	182-5.1
06-07	32-32	1099/34.3	91-230	.396	35-130	.269	57-70	.814	118-3.7	79-1	138	83	34	52	274-8.6
07-08	26-24	891/34.3	53-129	.411	21-65	.323	50-64	.781	109-4.2	72-1	94	63	21	34	177-6.8
Totals	94-91	3197-34.0	209-553	.378	83-304	.273	132-171	.772	321-3.4	238-4	331	216	86	124	633-6.7



Garrett Green

Forward • 6-10 • 218 • Freshman • HS • Woodland Hills, Calif. • Taft HS

20

Top Performances

Points

Season: 6, vs. Oregon St., 12/21/07
 Career: 6, vs. Oregon St., 12/21/07

Rebounds

Season: 8, vs. Southern, 11/30/07
 Career: 8, vs. Southern, 11/30/07

Field Goals Made

Season: 2, five times
 Career: 2, five times

3 PT FG Made

Season: 1, twice
 Career: 1, twice

Free Throws Made

Season: 1, three times
 Career: 1, three times

Assists

Season: 1, three times
 Career: 1, three times

Blocks

Season: 2, vs. Okla. St., 11/19/07
 Career: 2, vs. Okla. St., 11/19/07

Steals

Season: 1, vs. Okla. St., 11/19/07
 Career: 1, vs. Okla. St., 11/19/07

Minutes Played

Season: 22, at Texas A&M, 1/5/08
 Career: 22, at Texas A&M, 1/5/08

Top Career Scoring Games

1. 6 vs. Oregon State, 12/21/07
2. 4 at Texas A&M, 1/5/07
2. 4 vs. Washington, 12/29/07
2. 4 vs. Southern, 11/30/07
2. 4 vs. Nicholls State, 11/28/07
6. 3 vs. Tennessee, 2/9/08
6. 3 at Vanderbilt, 1/19/08
8. 2 five times

Freshman Season (2007-08)

Saw his first action since the Arkansas game, hitting his second three-pointer of the year against Tennessee (2/9) ... Made his first career start at Ole Miss (1/12) ... Career night in minutes with 24 against A&M (1/5), scoring four points ... Scored 4 sporting new short hair cut against Washington (12/29) ... Played more minutes (18) at Wichita State, (12/19) Equaled career high in points and upped high in rebounds against Southern (11/30) ... Scored first field goal of career against Chaminade (11/20) ... Played 17 minutes on his first venture onto the court in Maui (11/19) ... Made his only field goal attempt against EA Sports ... Green was 1-of-4 with four points in 12 minutes against Belhaven ... Green did not play in Canada while the coaches were deciding on redshirt possibility for 2007-08.


Green's Game-by-Game Statistics

2007-08

OPPONENT	MIN	FG	3FG	FT	REB	PF/D	A	TO	BLK	STL	PTS
Southeastern La.	DNP										
McNeese State	DNP										
Oklahoma State	17	0-1	0-0	1-2	2	5-1	1	2	2	1	1
Chaminade	14	1-2	0-0	0-0	4	0-0	1	0	0	0	2
Arizona State	7	1-1	0-0	0-0	0	4-0	0	0	0	0	2
Nicholls State	7	2-3	0-0	0-1	5	0-0	0	2	0	0	4
Southern	13	2-2	0-0	0-0	8	2-0	0	0	0	0	4
Villanova	3	0-0	0-0	0-0	0	3-0	0	0	0	0	0
Northwestern St.	11	1-3	0-0	0-0	1	1-0	0	2	0	0	2
Wichita State	18	1-2	0-0	0-0	1	2-0	0	0	1	0	2
Oregon State	16	2-4	1-1	1-2	1	2-0	0	0	0	0	6
Washington	9	2-2	0-0	0-0	2	2-0	0	1	0	0	4
Tulane	10	0-0	0-0	0-0	2	1-0	0	2	0	0	0
Texas A&M	24	2-6	0-0	0-0	4	4-0	1	0	0	0	4
Mississippi St.	12	1-2	0-0	0-0	0	1-0	0	0	0	0	2
Ole Miss	13	1-4	0-1	0-0	1	3-0	0	0	0	0	2
Auburn	5	0-1	0-0	0-0	0	1-0	0	1	0	0	0
Vanderbilt	17	1-4	0-0	1-2	2	4-0	0	0	0	0	3
Arkansas	4	0-0	0-0	0-0	1	1-0	0	0	0	0	0
Auburn	DNP										
Alabama	DNP										
Tennessee	8	1-2	1-1	0-0	1	0-0	0	1	1	0	3
Florida	DNP										
Kentucky	4	0-1	0-0	0-0	1	0-0	0	0	0	0	0
Arkansas	6	0-0	0-0	0-0	0	3-0	0	0	0	0	0
Ole Miss	6	0-2	0-0	0-0	2	1-0	0	0	0	0	0
South Carolina											
Georgia											
Alabama											
Mississippi State											

Garrett Green's Career Stats

YEAR	GP-GS	MIN/AVG	FG-FGA	PCT.	3FG-FGA	PCT.	FT-FTA	PCT.	REB-AVG	PF-FO	AST	TO	BLK	STL	PTS-AVG.
07-08	21-1	224-10.7	18-42	.429	2-3	.667	3-7	.429	38-1.8	40-1	3	11	4	1	41-2.0
Totals	21-1	224-10.7	18-42	.429	2-3	.667	3-7	.429	38-1.8	40-1	3	11	4	1	41-2.0



Chris Johnson

Center • 6-11 • 205 • Junior • 2VL • Montross, Va. • Laurinburg (NC) Prep

21

Top Performances

Points
 Season: 20, twice
 Career: 20, twice

Rebounds
 Season: 15, vs. Ole Miss, 2/23/08
 Career: 15, vs. Ole Miss, 2/23/08

Field Goals Made
 Season: 9, vs. Washington, 12/29/07
 Career: 9, vs. Washington, 12/29/07

3 PT FG Made
 Season: 3, at Oklahoma St., 11/19/08
 Career: 3, at Oklahoma St., 11/19/08

Free Throws Made
 Season: 6, three times
 Career: 6, three times

Assists
 Season: 3, twice
 Career: 3, twice

Blocks
 Season: 6, vs. McNeese, 11/14/07
 Career: 6, vs. McNeese, 11/14/07

Steals
 Season: 3, vs. NW St., 12/15/07
 Career: 3, vs. NW St., 12/15/07

Minutes Played
 Season: 38, vs. Tennessee, 2/9/08
 Career: 38, vs. Tennessee, 2/9/08

Top Career Scoring Games

- 20 at Florida, 2/13/08
- 20 vs. Southern, 11/30/07
- 19 vs. Washington, 12/29/07
- 19 vs. Oklahoma State, 11/19/07
- 18 vs. Chaminade, 11/20/07
- 17 vs. Tennessee, 2/9/08
- 16 vs. Northwestern State, 12/15/07
- 16 vs. Nicholls State, 11/28/07
- 13 at Alabama, 2/2/08
- 13 vs. Alabama, 1/31/07

Jay Bilas' ESPN.com All-Maui Team, Nov. 21
LSU Athlete of the Week, Nov. 22

Junior Season (2007-08)

Second double double with 12 points, career high 15 rebounds to go with five blocks in win vs. Ole Miss (2/23) ... Answers Tennessee game with a career high equaling 20 points in win at Florida (2/13) ... Best game since return, scoring 17 vs. Tennessee, hitting 8-of-15 shots (career minutes played 38)(2/9) ... Played 27 minutes off the bench at Alabama (2/2) and had his ninth double figure scoring game with 13 ... After two days of contact practice returned at Auburn (1/30) to play 24 minutes, scoring six points, with three rebounds and two blocks ... Suffered broken right hand early in second half against Tulane (1/2) ... Got scoring touch back in first half against Washington scoring 15 of his 19 points (12/29) ... Double figure scoring streak snapped at seven at Wichita (12/19) ... Scored in double figures in seventh straight game with 16 vs. Northwestern State (12/15) ... Made 18 straight free throws over four games before streak snapped on fifth attempt at Villanova (12/6) ... Career scoring night against Southern (11/30), for second straight game made all six free throw attempts ... Fourth straight double figure game against Nicholls State (11/29) ... Averaged 16 points for the three Maui games ... Back-to-back strong games with his first double-double against Chaminade (11/20) ... Had a career day, hitting three treys and scoring 19 points against Oklahoma State (11/19) ... Moved into the starting lineup against McNeese (11/14) with four points and six blocks ... Two points on a dunk in opener (11/12) ... Johnson averaged 9.3 points per game and 6.3 rebounds with seven blocks in the three-game exhibition tour of Canada

Johnson's Game-by-Game Statistics 2007-08

OPPONENT	MIN	FG	3FG	FT	REB	PF/D	A	TO	BLK	STL	PTS
Southeastern La.	13	1-4	0-2	0-0	2	0-0	0	0	1	1	2
McNeese State	26	2-4	0-1	0-0	3	3-0	1	2	6	0	4
Oklahoma State	37	8-9	3-4	0-0	5	2-0	1	7	0	0	19
Chaminade	34	8-15	0-1	2-3	11	1-0	1	1	3	1	18
Arizona State	21	4-5	1-1	2-2	5	5-1	1	5	2	1	11
Nicholls State	24	5-7	0-1	6-6	6	2-0	0	3	3	1	16
Southern	26	7-10	0-0	6-6	5	1-0	0	2	2	1	20
Villanova	32	3-5	0-2	5-6	4	2-0	0	3	3	1	11
Northwestern St.	33	6-8	2-2	2-2	2	1-0	1	2	1	3	16
Wichita State	29	2-7	0-0	0-0	7	1-0	0	2	1	0	4
Oregon State	29	3-5	0-0	0-0	3	4-0	1	3	2	2	6
Washington	36	9-12	1-1	0-0	9	3-0	0	1	2	1	19
Tulane	15	1-4	0-1	1-2	1	2-0	0	3	1	1	3
Texas A&M	DNP -- injury										
Mississippi St.	DNP -- injury										
Ole Miss	DNP -- injury										
Auburn	DNP -- injury										
Vanderbilt	DNP -- injury										
Arkansas	DNP -- injury										
Auburn	24	3-9	0-1	0-0	3	1-0	0	1	2	0	6
Alabama	27	3-7	1-3	6-6	4	4-0	0	0	1	0	13
Tennessee	38	8-15	0-4	1-1	8	2-0	1	3	4	1	17
Florida	34	8-11	2-5	1-1	6	3-0	3	2	4	1	20
Kentucky	32	2-9	0-3	0-0	4	3-0	1	2	1	0	4
Arkansas	32	3-11	1-4	2-4	7	5-1	3	4	0	0	9
Ole Miss	37	5-11	0-0	2-3	15	1-0	1	0	5	0	12
South Carolina											
Georgia											
Alabama											
Mississippi State											

Chris Johnson's Career Stats

YEAR	GP-GS	MIN/AVG	FG-FGA	PCT.	3FG-FGA	PCT.	FT-FTA	PCT.	REB-AVG	PF-FO	AST	TO	BLK	STL	PTS-AVG.
05-06	10-0	43/4.3	6-18	.333	0-6	.000	1-2	.500	7-0.7	2-0	3	6	3	2	13-1.3
06-07	18-2	122/6.8	24-43	.558	3-6	.500	7-11	.636	29-1.6	19-0	3	8	12	2	58-3.2
07-08	20-17	579/29.0	91-168	.542	11-36	.306	36-42	.857	110-5.5	46-2	15	46	44	15	229-11.5
Totals	48-19	744/15.5	121-229	.528	14-48	.292	44-55	.800	146-3.0	67-2	21	60	59	19	300-6.3



Alex Farrer

Guard • 6-5 • 200 • Sophomore • 1VL • Phoenix, Ariz. • St. Mary's HS

30

Top Performances

Points

Season: 11, vs. Arkansas, 1/26/08
 Career: 11, vs. Arkansas, 1/26/08

Rebounds

Season: 5, vs. Auburn, 1/16/08
 Career: 5, vs. Auburn, 1/16/08

Field Goals Made

Season: 4, at Auburn, 1/16/08
 Career: 4, at Auburn, 1/16/08

3 PT FG Made

Season: 1, five times
 Career: 1, nine times

Free Throws Made

Season: 4, at Florida, 2/13/08
 Career: 4, at Florida, 2/13/08

Assists

Season: 6, at Florida, 2/13/08
 Career: 6, at Florida, 2/13/08

Blocks

Season: 1, vs. Kentucky, 2/16/08
 Career: 1, vs. Kentucky, 2/16/08

Steals

Season: 4, vs. Tennessee, 2/9/08
 Career: 4, vs. Tennessee, 2/9/08

Minutes Played

Season: 34, vs. Auburn, 1/16/08
 Career: 34, vs. Auburn, 1/16/08

Top Career Scoring Games

1. 11 vs. Arkansas, 1/26/08
2. 8 vs. Auburn, 1/16/08
3. 7 at Vanderbilt, 1/19/08
4. 6 vs. Kentucky, 2/16/08
5. 5 at Arkansas, 2/20/08
5. 5 at Texas A&M, 1/5/07
5. 5 vs. McNeese State, 11/29/06
5. 5 vs. Nicholls State, 11/17/06
9. 4 at Florida, 2/13/08
9. 4 vs. Arizona State, 11/21/07

Sophomore Season (2007-08)

Scored six points in 21 minutes against Kentucky (2/16) ... Had six assists and no turnovers in 30 minutes in win at Florida (2/13) ... Returned to starting lineup at Auburn (1/30) ... Came off the bench to play 22 minutes with a career scoring high of 11 points vs. Arkansas (1/26) ... Second start at Vandy, played 20 minutes with seven points ... Made his first career start, had career high eight points, three assists in 34 minutes against Auburn (1/16) ... Played 18 minutes and was in the game at crunch time at Ole Miss (1/12) ... Posted points for the fourth time at Wichita (12/19) ... Came in for first time in Chaminade game (11/20), took a blow to the nose, came down and got an assist before going to the bench for treatment ... Farr failed to score in either exhibition contest ... Started one game in Canada, averaged 4.3 points per game and hit three treys.


Farrer's Game-by-Game Statistics

2007-08

OPPONENT	MIN	FG	3FG	FT	REB	PF/D	A	TO	BLK	STL	PTS
Southeastern La.	DNP										
McNeese State	DNP										
Oklahoma State	DNP										
Chaminade	0+	0-0	0-0	0-0	0	0-0	1	0	0	0	0
Arizona State	22	1-2	1-1	1-2	1	1-0	2	1	0	0	4
Nicholls State	8	0-0	0-0	1-2	1	1-0	1	2	0	0	1
Southern	2	0-0	0-0	0-0	0	0-0	0	0	0	0	0
Villanova	DNP										
Northwestern St.	8	0-0	0-0	1-2	2	0-0	0	1	0	0	1
Wichita State	9	1-1	0-0	0-0	0	0-0	1	0	0	0	2
Oregon State	7	0-0	0-0	2-2	2	0-0	1	0	0	0	2
Washington	4	0-0	0-0	0-2	0	0-0	0	0	0	0	0
Tulane	2	0-1	0-1	0-0	0	0-0	0	0	0	0	0
Texas A&M	20	2-6	1-3	0-0	1	3-0	1	1	0	2	5
Mississippi St.	15	0-4	0-2	0-0	4	1-0	1	1	0	0	0
Ole Miss	18	0-0	0-0	1-2	0	3-0	1	1	0	2	1
Auburn	34	4-7	0-3	0-0	5	1-0	3	1	0	0	8
Vanderbilt	20	3-5	1-3	0-0	1	4-0	0	2	0	1	20
Arkansas	22	5-10	1-4	0-0	3	2-0	2	3	0	1	11
Auburn	20	1-2	0-1	0-0	1	2-0	2	1	0	0	2
Alabama	24	1-3	1-1	0-0	1	2-0	0	0	0	0	3
Tennessee	23	1-2	0-0	0-0	3	2-0	1	3	0	4	2
Florida	30	0-2	0-1	4-4	2	3-0	6	0	0	1	4
Kentucky	21	3-6	0-2	0-0	2	1-0	1	0	1	0	6
Arkansas	29	2-4	0-0	1-4	3	1-0	2	2	0	1	5
Ole Miss											
South Carolina											
Georgia											
Alabama											
Mississippi State											

Alex Farrer's Career Stats

YEAR	GP-GS	MIN/AVG	FG-FGA	PCT.	3FG-FGA	PCT.	FT-FTA	PCT.	REB.-AVG	PF-FO	AST	TO	BLK	STL	PTS-AVG.
06-07	14-0	86/6.1	5-23	.217	4-20	.200	4-6	.667	14-1.0	7-0	6	5	2	0	18-1.3
07-08	22-9	372/16.9	24-60	.400	5-24	.208	12-22	.545	37-1.7	31-0	27	23	2	12	65-3.0
Totals	36-9	458/12.7	29-83	.349	9-44	.205	16-28	.571	51-1.4	38-0	33	28	4	12	83-2.3



Quintin Thornton

Forward • 6-8 • 230 • Junior • JC • Orlando, Fla. • Odessa College

32

Top Performances

Season: 7, at Ole Miss, 1/12/08
 Career: 7, at Ole Miss, 1/12/08

Rebounds

Season: 9, vs. Arkansas, 1/29/08
 Career: 9, vs. Arkansas, 1/29/08

Field Goals Made

Season: 3, at Ole Miss, 1/12/08
 Career: 3, at Ole Miss, 1/12/08

3 PT FG Made

Season:
 Career:

Free Throws Made

Season: 2, at Auburn, 1/30/08
 Career: 2, at Auburn, 1/30/08

Assists

Season: 3, at Auburn, 1/30/08
 Career: 3, at Auburn, 1/30/08

Blocks

Season: 1, twice
 Career: 1, twice

Steals

Season: 1, at Ole Miss, 1/12/08
 Career: 1, at Ole Miss, 1/12/08

Minutes Played

Season: 36, vs. Arkansas, 1/26/08
 Career: 36, vs. Arkansas, 1/26/08

Top Career Scoring Games

- 7 at Ole Miss, 1/12/08
- 4 at Vanderbilt, 1/19/08
- 2 at Alabama, 2/2/08
- 2 at Auburn, 1/30/08
- 2 vs. Arkansas, 1/26/08
- 1 vs. Auburn, 1/16/08

Junior Season (2007-08)

Started five games against Auburn (1/16), at Vanderbilt (1/19), Arkansas (1/26), at Auburn (1/30) and at Alabama (2/2) ... Showed the potential the coaches saw in Canada in his first extensive minutes, scoring 7 points with 8 boards in 27 minutes at nationally-ranked Ole Miss (1/12) ... Returned to practice Jan. 8, played for first time at LSU on Jan. 9 ... Injured early in practice, needing surgery on right pectoral muscle ... Possibly a medical redshirt ... Averaged 12.7 minutes a game and 2.7 points and 4.0 rebounds in Canadian tour.

Thornton's Game-by-Game Statistics

2007-08

OPPONENT	MIN	FG	3FG	FT	REB	PF/D	A	TO	BLK	STL	PTS
Southeastern La.	DNP-Injury										
McNeese State	DNP-Injury										
Oklahoma State	DNP-Injury										
Chaminade	DNP-injury										
Arizona State	DNP-injury										
Nicholls State	DNP-injury										
Southern	DNP-injury										
Villanova	DNP-injury										
Northwestern St.	DNP-injury										
Wichita State	DNP-injury										
Oregon State	DNP-injury										
Washington	DNP-injury										
Tulane	DNP-injury										
Texas A&M	DNP-injury										
Mississippi St.	3	0-0	0-0	0-0	0	1-0	0	0	0	0	0
Ole Miss	27	3-4	0-0	1-2	8	4-0	2	1	0	1	7
Auburn	30	0-0	0-0	1-2	2	4-0	0	2	0	0	1
Vanderbilt	19	2-2	0-0	0-0	0	4-0	0	0	0	0	4
Arkansas	36	1-3	0-0	0-0	9	4-0	1	0	0	0	2
Auburn	20	0-0	0-0	2-2	0	2-0	3	1	1	0	2
Alabama	9	1-1	0-0	0-0	1	2-0	0	0	0	0	2
Tennessee	4	0-0	0-0	0-0	1	1-0	0	1	1	0	0
Florida	9	0-0	0-0	0-0	0	1-0	1	0	0	0	0
Kentucky	5	0-0	0-0	0-0	0	1-0	0	1	0	0	0
Arkansas	6	0-1	0-0	0-0	1	1-0	0	0	0	0	0
Ole Miss	9	0-0	0-0	0-0	1	0-0	0	0	0	0	0
South Carolina											
Georgia											
Alabama											
Mississippi State											

Quintin Thornton's Career Stats

YEAR	GP-GS	MIN/AVG	FG-FGA	PCT.	3FG-FGA	PCT.	FT-FTA	PCT.	REB.-AVG	PF-FO	AST	TO	BLK	STL	PTS-AVG.
07-08	12-5	177-14.8	7-11	.636	0-0	.000	4-6	.667	23-1.9	25-0	7	6	2	1	18-1.5
Totals	12-5	177-14.8	7-11	.636	0-0	.000	4-6	.667	23-1.9	25-0	7	6	2	1	18-1.5

LSU Season Schedule/Results & Leaders (as of Feb 23, 2008)
All games

RECORD:	OVERALL	HOME	AWAY	NEUTRAL
ALL GAMES.....	(10-16)	(7-6)	(2-8)	(1-2)
CONFERENCE.....	(3-9)	(1-5)	(2-4)	(0-0)
NON-CONFERENCE.....	(7-7)	(6-1)	(0-4)	(1-2)

DATE	TIME	OPPONENT		SCORE	ATTEND	HIGH POINTS	HIGH REBOUNDS
11/12/07	7:00 pm	SOUTHEASTERN LOUISIANA	W	72-62	8171	(27)Thornton, Marcus	(13)Randolph, Anthony
11/14/07	7:00 pm	MCNEESE STATE	W	78-74	7891	(24)Thornton, Marcus	(14)Mitchell, Tasmin
11-19-07	12 p.m.	& vs OKLAHOMA STATE		77-83	L 2500	(20)Thornton, Marcus	(6)Martin, Terry
11-20-07	8:30 a.m.	& vs CHAMINADE	W	78-72	2500	(21)Randolph, Anthony	(11)Johnson, Chris
11-21-07	9 a.m.	& vs ARIZONA STATE		84-87	LOT 2500	(21)Randolph, Anthony	(12)Thornton, Marcus
11/28/07	7:00 pm	NICHOLLS STATE	W	68-41	7704	(24)Thornton, Marcus	(7)Randolph, Anthony
11/30/07	7:00 pm	SOUTHERN UNIVERSITY	W	88-45	7719	(24)Randolph, Anthony	(11)Randolph, Anthony
12/06/07	9:30 PM	# at Villanova		67-68	L 9212	(15)Thornton, Marcus	(13)Thornton, Marcus
12/15/07	7:00 pm	NORTHWESTERN STATE	W	82-58	7809	(22)Thornton, Marcus	(8)Randolph, Anthony
12-19-07	7:07 pm	at Wichita St.		47-67	L 10478	(12)Thornton, Marcus	(11)Thornton, Marcus
12/22/07	2:00 pm	OREGON STATE	W	67-61	7713	(20)Thornton, Marcus	(9)Randolph, Anthony
12/29/07	2:00 pm	WASHINGTON		65-73	L 8947	(19)Johnson, Chris	(9)Randolph, Anthony
							(9)Johnson, Chris
01/02/08	8 p.m.	at Tulane		63-68	L 3690	(19)Martin, Terry	(9)Randolph, Anthony
01/05/08	7 p.m.	at Texas A&M		53-79	L 12255	(16)Randolph, Anthony	(7)Randolph, Anthony
							(7)Thornton, Marcus
01/09/08	7:00 PM	* MISSISSIPPI STATE		39-61	L 7843	(12)Thornton, Marcus	(9)Randolph, Anthony
01-12-08	5:00 pm	* at Ole Miss		71-74	L 9328	(25)Thornton, Marcus	(11)Randolph, Anthony
01/16/08	7:00 pm	* AUBURN		67-74	L 9746	(27)Thornton, Marcus	(6)Thornton, Marcus
1/19/08	12 p.m.	* at Vanderbilt		76-92	L 13797	(27)Thornton, Marcus	(19)Randolph, Anthony
01/26/08	8:00 pm	* ARKANSAS		52-68	L 8860	(20)Thornton, Marcus	(9)Thornton, Quintin
01-30-08	7:00 p.m.	* at Auburn	W	81-80	5749	(38)Thornton, Marcus	(8)Temple, Garrett
02/02/08	2:00PM CST	* at University of Alabama		72-81	L 15316	(22)Thornton, Marcus	(12)Randolph, Anthony
02/09/08	2:00 pm	* TENNESSEE		45-47	L 10165	(17)Johnson, Chris	(8)Randolph, Anthony
							(8)Johnson, Chris
02/13/08	8 p.m.	* at University of Florid	W	85-73	11880	(22)Randolph, Anthony	(6)Johnson, Chris
02/16/08	12:00 pm	* KENTUCKY		63-67	L 9870	(24)Randolph, Anthony	(14)Randolph, Anthony
02-20-08	7:05 p.m.	* at Arkansas		61-87	L 16212	(18)Martin, Terry	(7)Randolph, Anthony
							(7)Johnson, Chris
							(7)Temple, Garrett
02/23/08	5:00 pm	* OLE MISS	W	69-49	8765	(17)Thornton, Marcus	(15)Johnson, Chris

* SEC Games
& EA Sports Maui Invitational
Pizza Hut Big East/SEC Invitational

ATTENDANCE SUMMARY	GAMES	TOTALS	AVG/GAME
HOME.....	13	111203	8554
AWAY.....	10	107917	10792
NEUTRAL.....	3	7500	2500
TOTAL.....	26	226620	8716

LSU Combined Team Statistics (as of Feb 23, 2008)
All games

RECORD:	OVERALL	HOME	AWAY	NEUTRAL
ALL GAMES.....	(10-16)	(7-6)	(2-8)	(1-2)
CONFERENCE.....	(3-9)	(1-5)	(2-4)	(0-0)
NON-CONFERENCE.....	(7-7)	(6-1)	(0-4)	(1-2)

## Player	GP-GS	Min--Avg	---TOTAL---		---3-PTS---		FT-FTA	Pct	----REBOUNDS----				PF	FO	A	TO	Blk	Stl	Pts	Avg
			FG-FGA	Pct	3FG-FGA	Pct			Off	Def	Tot	Avg								
05 Thornton, Marcus...	26-25	854 32.8	167-395	.423	70-194	.361	72-86	.837	52	91	143	5.5	57	0	32	55	7	36	476	18.3
03 Randolph, Anthony..	26-26	839 32.3	146-315	.463	2-17	.118	85-128	.664	71	154	225	8.7	70	1	35	75	64	32	379	14.6
21 Johnson, Chris.....	20-17	579 29.0	91-168	.542	11-36	.306	36-42	.857	37	73	110	5.5	46	2	15	46	44	15	229	11.5
13 Martin, Terry.....	26-17	669 25.7	89-242	.368	40-130	.308	20-27	.741	17	51	68	2.6	45	1	45	42	9	7	238	9.2
01 Mitchell, Tasmin...	3-3	66 22.0	7-21	.333	0-5	.000	8-10	.800	5	12	17	5.7	8	0	6	9	1	7	22	7.3
14 Temple, Garrett....	26-24	891 34.3	53-129	.411	21-65	.323	50-64	.781	25	84	109	4.2	72	1	94	63	21	34	177	6.8
11 Spencer, Bo.....	26-3	426 16.4	32-94	.340	19-57	.333	16-22	.727	10	24	34	1.3	28	0	39	26	1	14	99	3.8
02 Mason, Dameon.....	7-0	120 17.1	9-28	.321	0-0	.000	4-11	.364	5	16	21	3.0	13	0	5	5	4	5	22	3.1
30 Farrer, Alex.....	22-9	372 16.9	24-60	.400	5-24	.208	12-22	.545	11	26	37	1.7	31	0	27	23	2	12	65	3.0
20 Green, Garrett....	21-1	224 10.7	18-42	.429	2-3	.667	3-7	.429	15	23	38	1.8	40	1	3	11	4	1	41	2.0
32 Thornton, Quintin..	12-5	177 14.8	7-11	.636	0-0	.000	4-6	.667	6	17	23	1.9	25	0	7	6	2	1	18	1.5
10 Terrebonne, Greg...	4-0	8 2.0	1-3	.333	0-0	.000	2-2	1.000	0	0	0	0.0	0	0	2	1	0	0	4	1.0
TEAM.....									35	56	91	3.5	2		2					
Total.....	26	5225	644-1508	.427	170-531	.320	312-427	.731	289	627	916	35.2	437	6	310	364	159	164	1770	68.1
Opponents.....	26	5225	662-1569	.422	177-507	.349	290-436	.665	360	631	991	38.1	429	7	326	363	92	177	1791	68.9

TEAM STATISTICS	LS	OPP	DATE	OPPONENT	W/L	SCORE	ATTEND
SCORING.....	1770	1791	11/12/07	SOUTHEASTERN LOUISIANA	W	72-62	8171
Points per game.....	68.1	68.9	11/14/07	MCNEESE STATE	W	78-74	7891
Scoring margin.....	-0.8	-	&11-19-07	vs OKLAHOMA STATE	L	77-83	2500
FIELD GOALS-ATT.....	644-1508	662-1569	&11-20-07	vs CHAMINADE	W	78-72	2500
Field goal pct.....	.427	.422	&11-21-07	vs ARIZONA STATE	LOT	84-87	2500
3 POINT FG-ATT.....	170-531	177-507	11/28/07	NICHOLLS STATE	W	68-41	7704
3-point FG pct.....	.320	.349	11/30/07	SOUTHERN UNIVERSITY	W	88-45	7719
3-pt FG made per game..	6.5	6.8	#12/06/07	at Villanova	L	67-68	9212
FREE THROWS-ATT.....	312-427	290-436	12/15/07	NORTHWESTERN STATE	W	82-58	7809
Free throw pct.....	.731	.665	12-19-07	at Wichita St.	L	47-67	10478
REBOUNDS.....	916	991	12/22/07	OREGON STATE	W	67-61	7713
Rebounds per game.....	35.2	38.1	12/29/07	WASHINGTON	L	65-73	8947
Rebounding margin.....	-2.9	-	01/02/08	at Tulane	L	63-68	3690
ASSISTS.....	310	326	01/05/08	at Texas A&M	L	53-79	12255
Assists per game.....	11.9	12.5	*01/09/08	MISSISSIPPI STATE	L	39-61	7843
TURNOVERS.....	364	363	*01-12-08	at Ole Miss	L	71-74	9328
Turnovers per game.....	14.0	14.0	*01/16/08	AUBURN	L	67-74	9746
Turnover margin.....	+0.0	-	*1/19/08	at Vanderbilt	L	76-92	13797
Assist/turnover ratio..	0.9	0.9	*01/26/08	ARKANSAS	L	52-68	8860
STEALS.....	164	177	*01-30-08	at Auburn	W	81-80	5749
Steals per game.....	6.3	6.8	*02/02/08	at University of Alabama	L	72-81	15316
BLOCKS.....	159	92	*02/09/08	TENNESSEE	L	45-47	10165
Blocks per game.....	6.1	3.5	*02/13/08	at University of Florid	W	85-73	11880
WINNING STREAK.....	1	-	*02/16/08	KENTUCKY	L	63-67	9870
Home win streak.....	1	-	*02-20-08	at Arkansas	L	61-87	16212
ATTENDANCE.....	111203	115417	*02/23/08	OLE MISS	W	69-49	8765
Home games-Avg/Game....	13-8554	10-10792	* SEC Games				
Neutral site-Avg/Game..	-	3-2500	& EA Sports Maui Invitational				
			# Pizza Hut Big East/SEC Invitational				
SCORE BY PERIODS:	1st	2nd	OT	Total			
LSU.....	826	938	6	- 1770			
Opponents.....	860	922	9	- 1791			

LSU Combined Team Statistics (as of Feb 23, 2008)
Conference games

RECORD:	OVERALL	HOME	AWAY	NEUTRAL
ALL GAMES.....	(3-9)	(1-5)	(2-4)	(0-0)
CONFERENCE.....	(3-9)	(1-5)	(2-4)	(0-0)
NON-CONFERENCE.....	(0-0)	(0-0)	(0-0)	(0-0)

## Player	GP-GS	Min--Avg	---TOTAL---		---3-PTS---		FT-FTA	Pct	---REBOUNDS---				PF	FO	A	TO	Blk	Stl	Pts	Avg
			FG-FGA	Pct	3FG-FGA	Pct			Off	Def	Tot	Avg								
05 Thornton, Marcus...	12-11	384 32.0	81-191	.424	39-98	.398	30-36	.833	20	37	57	4.8	24	0	9	26	1	14	231	19.3
03 Randolph, Anthony..	12-12	412 34.3	74-161	.460	0-3	.000	37-57	.649	41	74	115	9.6	32	0	16	43	26	10	185	15.4
21 Johnson, Chris.....	7-5	224 32.0	32-73	.438	4-20	.200	12-15	.800	19	28	47	6.7	19	1	9	12	17	2	80	11.4
14 Temple, Garrett....	12-12	429 35.8	28-75	.373	11-36	.306	25-31	.806	17	42	59	4.9	34	0	46	27	6	17	92	7.7
13 Martin, Terry.....	12-3	273 22.8	33-94	.351	13-51	.255	12-15	.800	7	14	21	1.8	19	1	17	13	1	2	91	7.6
02 Mason, Dameon.....	1-0	29 29.0	3-9	.333	0-0	.000	1-2	.500	1	2	3	3.0	3	0	0	2	1	3	7	7.0
30 Farrer, Alex.....	12-9	281 23.4	20-49	.408	3-18	.167	7-12	.583	9	19	28	2.3	25	0	20	17	2	10	50	4.2
10 Terrebonne, Greg...	1-0	2 2.0	0-0	.000	0-0	.000	2-2	1.000	0	0	0	0.0	0	0	0	0	0	0	2	2.0
32 Thornton, Quintin..	12-5	177 14.8	7-11	.636	0-0	.000	4-6	.667	6	17	23	1.9	25	0	7	6	2	1	18	1.5
11 Spencer, Bo.....	12-2	114 9.5	6-29	.207	2-13	.154	1-2	.500	4	7	11	0.9	7	0	6	2	0	6	15	1.3
20 Green, Garrett....	9-1	75 8.3	4-16	.250	1-2	.500	1-2	.500	6	2	8	0.9	14	0	2	1	0	10	1.1	
TEAM.....									18	29	47	3.9	1		1					

Total.....	12	2400	288-708	.407	73-241	.303	132-180	.733	148	271	419	34.9	203	2	130	151	57	65	781	65.1
Opponents.....	12	2400	319-706	.452	94-241	.390	121-188	.644	154	292	446	37.2	190	1	165	155	49	71	853	71.1

TEAM STATISTICS	LS	OPP	DATE	OPPONENT	W/L	SCORE	ATTEND

SCORING.....	781	853	*01/09/08	MISSISSIPPI STATE	L	39-61	7843
Points per game.....	65.1	71.1	*01-12-08	at Ole Miss	L	71-74	9328
Scoring margin.....	-6.0	-	*01/16/08	AUBURN	L	67-74	9746
FIELD GOALS-ATT.....	288-708	319-706	*1/19/08	at Vanderbilt	L	76-92	13797
Field goal pct.....	.407	.452	*01/26/08	ARKANSAS	L	52-68	8860
3 POINT FG-ATT.....	73-241	94-241	*01-30-08	at Auburn	W	81-80	5749
3-point FG pct.....	.303	.390	*02/02/08	at University of Alabama	L	72-81	15316
3-pt FG made per game..	6.1	7.8	*02/09/08	TENNESSEE	L	45-47	10165
FREE THROWS-ATT.....	132-180	121-188	*02/13/08	at University of Florid	W	85-73	11880
Free throw pct.....	.733	.644	*02/16/08	KENTUCKY	L	63-67	9870
REBOUNDS.....	419	446	*02-20-08	at Arkansas	L	61-87	16212
Rebounds per game.....	34.9	37.2	*02/23/08	OLE MISS	W	69-49	8765
Rebounding margin.....	-2.2	-	* SEC Games				
ASSISTS.....	130	165	& EA Sports Maui Invitational				
Assists per game.....	10.8	13.8	# Pizza Hut Big East/SEC Invitational				
TURNOVERS.....	151	155					
Turnovers per game.....	12.6	12.9					
Turnover margin.....	+0.3	-					
Assist/turnover ratio..	0.9	1.1					
STEALS.....	65	71					
Steals per game.....	5.4	5.9					
BLOCKS.....	57	49					
Blocks per game.....	4.8	4.1					
WINNING STREAK.....	1	-					
Home win streak.....	1	-					
ATTENDANCE.....	55249	72282					
Home games-Avg/Game....	6-9208	6-12047					
Neutral site-Avg/Game..	-	0-0					

SCORE BY PERIODS:	1st	2nd	Total

LSU.....	369	412	- 781
Opponents.....	425	428	- 853

LSU Category Leaders (as of Feb 23, 2008)
All games

FG PERCENTAGE	FG	ATT	Pct
Thornton, Quintin...	7	11	.636
Johnson, Chris.....	91	168	.542
Randolph, Anthony...	146	315	.463
Green, Garrett.....	18	42	.429
Thornton, Marcus....	167	395	.423
Temple, Garrett.....	53	129	.411
Farrer, Alex.....	24	60	.400
Martin, Terry.....	89	242	.368
Spencer, Bo.....	32	94	.340
Terrebonne, Greg....	1	3	.333
Mitchell, Tasmin....	7	21	.333
Mason, Dameon.....	9	28	.321

3-POINT PERCENTAGE	3FG	ATT	Pct
Green, Garrett.....	2	3	.667
Thornton, Marcus....	70	194	.361
Spencer, Bo.....	19	57	.333
Temple, Garrett.....	21	65	.323
Martin, Terry.....	40	130	.308
Johnson, Chris.....	11	36	.306
Farrer, Alex.....	5	24	.208
Randolph, Anthony...	2	17	.118
Mitchell, Tasmin....	0	5	.000

FT PERCENTAGE	FT	ATT	Pct
Terrebonne, Greg....	2	2	1.000
Johnson, Chris.....	36	42	.857
Thornton, Marcus....	72	86	.837
Mitchell, Tasmin....	8	10	.800
Temple, Garrett.....	50	64	.781
Martin, Terry.....	20	27	.741
Spencer, Bo.....	16	22	.727
Thornton, Quintin...	4	6	.667
Randolph, Anthony...	85	128	.664
Farrer, Alex.....	12	22	.545
Green, Garrett.....	3	7	.429
Mason, Dameon.....	4	11	.364

POINTS	G	Pts	Pts/G
Thornton, Marcus....	26	476	18.3
Randolph, Anthony...	26	379	14.6
Martin, Terry.....	26	238	9.2
Johnson, Chris.....	20	229	11.5
Temple, Garrett.....	26	177	6.8
Spencer, Bo.....	26	99	3.8
Farrer, Alex.....	22	65	3.0
Green, Garrett.....	21	41	2.0
Mason, Dameon.....	7	22	3.1
Mitchell, Tasmin....	3	22	7.3
Thornton, Quintin...	12	18	1.5
Terrebonne, Greg....	4	4	1.0

FIELD GOAL ATTEMPTS	G	Att	Att/G
Thornton, Marcus....	26	395	15.2
Randolph, Anthony...	26	315	12.1
Martin, Terry.....	26	242	9.3
Johnson, Chris.....	20	168	8.4
Temple, Garrett.....	26	129	5.0

FIELD GOALS MADE	G	Made	Made/G
Thornton, Marcus....	26	167	6.4
Randolph, Anthony...	26	146	5.6
Johnson, Chris.....	20	91	4.6
Martin, Terry.....	26	89	3.4
Temple, Garrett.....	26	53	2.0

3-POINT FG ATTEMPTS	G	Att	Att/G
Thornton, Marcus....	26	194	7.5
Martin, Terry.....	26	130	5.0
Temple, Garrett.....	26	65	2.5
Spencer, Bo.....	26	57	2.2
Johnson, Chris.....	20	36	1.8

3-POINT FGS MADE	G	Made	Made/G
Thornton, Marcus....	26	70	2.7
Martin, Terry.....	26	40	1.5
Temple, Garrett.....	26	21	0.8
Spencer, Bo.....	26	19	0.7
Johnson, Chris.....	20	11	0.6

FREE THROW ATTEMPTS	G	Att	Att/G
Randolph, Anthony...	26	128	4.9
Thornton, Marcus....	26	86	3.3
Temple, Garrett.....	26	64	2.5
Johnson, Chris.....	20	42	2.1
Martin, Terry.....	26	27	1.0

FREE THROWS MADE	G	Made	Made/G
Randolph, Anthony...	26	85	3.3
Thornton, Marcus....	26	72	2.8
Temple, Garrett.....	26	50	1.9
Johnson, Chris.....	20	36	1.8
Martin, Terry.....	26	20	0.8

SCORING AVERAGE	G	Pts	Avg/G
Thornton, Marcus....	26	476	18.3
Randolph, Anthony...	26	379	14.6
Johnson, Chris.....	20	229	11.5
Martin, Terry.....	26	238	9.2
Mitchell, Tasmin....	3	22	7.3
Temple, Garrett.....	26	177	6.8
Spencer, Bo.....	26	99	3.8
Mason, Dameon.....	7	22	3.1
Farrer, Alex.....	22	65	3.0
Green, Garrett.....	21	41	2.0
Thornton, Quintin...	12	18	1.5
Terrebonne, Greg....	4	4	1.0

LSU Category Leaders (as of Feb 23, 2008)
All games

REBOUNDS	G	Reb	Reb/G
Randolph, Anthony...	26	225	8.7
Thornton, Marcus....	26	143	5.5
Johnson, Chris.....	20	110	5.5
Temple, Garrett.....	26	109	4.2
Martin, Terry.....	26	68	2.6

REBOUND AVERAGE	G	Reb	Avg/G
Randolph, Anthony...	26	225	8.7
Mitchell, Tasmin....	3	17	5.7
Johnson, Chris.....	20	110	5.5
Thornton, Marcus....	26	143	5.5
Temple, Garrett.....	26	109	4.2

OFFENSIVE REBOUNDS	G	No.	Avg/G
Randolph, Anthony...	26	71	2.7
Thornton, Marcus....	26	52	2.0
Johnson, Chris.....	20	37	1.9
Temple, Garrett.....	26	25	1.0
Martin, Terry.....	26	17	0.7

DEFENSIVE REBOUNDS	G	No.	Avg/G
Randolph, Anthony...	26	154	5.9
Thornton, Marcus....	26	91	3.5
Temple, Garrett.....	26	84	3.2
Johnson, Chris.....	20	73	3.7
Martin, Terry.....	26	51	2.0

FOULS	G	No.	Per/G
Temple, Garrett.....	26	72	2.8
Randolph, Anthony...	26	70	2.7
Thornton, Marcus....	26	57	2.2
Johnson, Chris.....	20	46	2.3
Martin, Terry.....	26	45	1.7

FOULOUTS	G	No.
Johnson, Chris.....	20	2
Temple, Garrett.....	26	1
Martin, Terry.....	26	1
Green, Garrett.....	21	1
Randolph, Anthony...	26	1

ASSISTS	G	No.	A/G
Temple, Garrett.....	26	94	3.6
Martin, Terry.....	26	45	1.7
Spencer, Bo.....	26	39	1.5
Randolph, Anthony...	26	35	1.3
Thornton, Marcus....	26	32	1.2

STEALS	G	No.	S/G
Thornton, Marcus....	26	36	1.4
Temple, Garrett.....	26	34	1.3
Randolph, Anthony...	26	32	1.2
Johnson, Chris.....	20	15	0.8
Spencer, Bo.....	26	14	0.5

BLOCKED SHOTS	G	No.	Blk/G
Randolph, Anthony...	26	64	2.5
Johnson, Chris.....	20	44	2.2
Temple, Garrett.....	26	21	0.8
Martin, Terry.....	26	9	0.3
Thornton, Marcus....	26	7	0.3

MINUTES	G	No.	Min/G
Temple, Garrett.....	26	891	34.3
Thornton, Marcus....	26	854	32.8
Randolph, Anthony...	26	839	32.3
Martin, Terry.....	26	669	25.7
Johnson, Chris.....	20	579	29.0

TURNOVERS	G	No.	TO/G
Randolph, Anthony...	26	75	2.9
Temple, Garrett.....	26	63	2.4
Thornton, Marcus....	26	55	2.1
Johnson, Chris.....	20	46	2.3
Martin, Terry.....	26	42	1.6

LSU Team Game-by-Game (as of Feb 23, 2008)
All games

TEAM STATISTICS

Opponent	Date	Score	W/L	---TOTAL---		--3-PTRS--		----REBOUNDS----				PF	A	TO	Blk	Stl	Pts---Avg			
				FG-FGA	Pct	3FG-FGA	Pct	FT-FTA	Pct	Off	Def							Tot	Avg	
SOUTHEASTERN LOUISIAN	11/12/07	72-62	W	26-51	.510	6-16	.375	14-20	.700	3	26	29	29.0	15	13	14	8	11	72	72.0
MCNEESE STATE	11/14/07	78-74	W	27-56	.482	3-18	.167	21-29	.724	12	26	38	33.5	11	13	14	11	9	78	75.0
vs OKLAHOMA STATE	11-19-07	77-83	L	25-53	.472	11-25	.440	16-18	.889	9	22	31	32.7	25	14	26	7	5	77	75.7
vs CHAMINADE	11-20-07	78-72	W	32-68	.471	7-21	.333	7-14	.500	14	27	41	34.8	13	12	11	11	8	78	76.2
vs ARIZONA STATE	11-21-07	84-87	Lot	29-62	.468	12-33	.364	14-16	.875	13	24	37	35.2	25	18	20	5	4	84	77.8
NICHOLLS STATE	11/28/07	68-41	W	25-48	.521	7-20	.350	11-15	.733	13	26	39	35.8	13	10	21	9	7	68	76.2
SOUTHERN UNIVERSITY	11/30/07	88-45	W	35-65	.538	7-19	.368	11-15	.733	14	37	51	38.0	16	18	12	7	8	88	77.9
at Villanova	12/06/07	67-68	L	22-52	.423	7-23	.304	16-25	.640	9	30	39	38.1	23	14	16	14	7	67	76.5
NORTHWESTERN STATE	12/15/07	82-58	W	25-53	.472	9-20	.450	23-30	.767	5	29	34	37.7	10	17	17	7	12	82	77.1
at Wichita St.	12-19-07	47-67	L	18-58	.310	4-21	.190	7-9	.778	9	22	31	37.0	13	6	11	5	5	47	74.1
OREGON STATE	12/22/07	67-61	W	20-57	.351	10-23	.435	17-22	.773	9	24	33	36.6	15	15	10	6	8	67	73.5
WASHINGTON	12/29/07	65-73	L	26-58	.448	3-13	.231	10-12	.833	9	24	33	36.3	18	9	18	4	7	65	72.8
at Tulane	01/02/08	63-68	L	23-57	.404	8-23	.348	9-14	.643	13	17	30	35.8	17	12	12	5	5	63	72.0
at Texas A&M	01/05/08	53-79	L	23-62	.371	3-15	.200	4-8	.500	9	22	31	35.5	20	9	11	3	3	53	70.6
MISSISSIPPI STATE	01/09/08	39-61	L	14-66	.212	2-17	.118	9-13	.692	17	19	36	35.5	14	4	9	4	6	39	68.5
at Ole Miss	01-12-08	71-74	L	28-61	.459	8-23	.348	7-15	.467	11	24	35	35.5	18	11	8	4	6	71	68.7
AUBURN	01/16/08	67-74	L	23-48	.479	7-24	.292	14-19	.737	7	22	29	35.1	19	12	15	0	6	67	68.6
at Vanderbilt	1/19/08	76-92	L	28-59	.475	4-13	.308	16-19	.842	13	25	38	35.3	22	8	17	3	3	76	69.0
ARKANSAS	01/26/08	52-68	L	20-69	.290	5-26	.192	7-8	.875	19	18	37	35.4	17	8	12	4	5	52	68.1
at Auburn	01-30-08	81-80	W	31-61	.508	10-25	.400	9-12	.750	9	21	30	35.1	14	16	7	5	1	81	68.8
at University of Alab	02/02/08	72-81	L	21-57	.368	9-22	.409	21-22	.955	11	25	36	35.1	18	12	16	3	6	72	68.9
TENNESSEE	02/09/08	45-47	L	20-50	.400	3-20	.150	2-4	.500	14	24	38	35.3	18	6	22	9	8	45	67.8
at University of Flor	02/13/08	85-73	W	33-55	.600	9-20	.450	10-15	.667	5	17	22	34.7	12	19	11	6	9	85	68.6
KENTUCKY	02/16/08	63-67	L	25-62	.403	5-18	.278	8-10	.800	15	18	33	34.6	16	7	10	3	8	63	68.3
at Arkansas	02-20-08	61-87	L	21-57	.368	4-14	.286	15-26	.577	13	21	34	34.6	19	14	16	4	5	61	68.0
OLE MISS	02/23/08	69-49	W	24-63	.381	7-19	.368	14-17	.824	14	37	51	35.2	16	13	8	12	2	69	68.1
LSU		1770		644-1508	.427	170-531	.320	312-427	.731	289	627	916	35.2	437	310	364	159	164	1770	68.1
Opponents		1791		662-1569	.422	177-507	.349	290-436	.665	360	631	991	38.1	429	326	363	92	177	1791	68.9

Games played: 26
Points/game: 68.1
FG Pct: 42.7
3FG Pct: 32.0
FT Pct: 73.1

Rebounds/game: 35.2
Assists/game: 11.9
Turnovers/game: 14.0
Assist/turnover ratio: 0.9
Steals/game: 6.3
Blocks/game: 6.1

LSU Opponent Game-by-Game (as of Feb 23, 2008)
All games

OPPONENT STATISTICS

Opponent	Date	Score	W/L	---TOTAL---		--3-PTRS--		----REBOUNDS----				PF	A	TO	Blk	Stl	Pts---Avg			
				FG-FGA	Pct	3FG-FGA	Pct	FT-FTA	Pct	Off	Def							Tot	Avg	
SOUTHEASTERN LOUISIAN	11/12/07	72-62	W	25-63	.397	4-19	.211	8-14	.571	14	24	38	38.0	20	6	16	1	7	62	62.0
MCNEESE STATE	11/14/07	78-74	W	29-64	.453	12-23	.522	4-6	.667	10	21	31	34.5	22	10	14	5	7	74	68.0
vs OKLAHOMA STATE	11-19-07	77-83	L	27-58	.466	9-20	.450	20-24	.833	11	21	32	33.7	21	12	18	3	12	83	73.0
vs CHAMINADE	11-20-07	78-72	W	27-71	.380	13-33	.394	5-7	.714	18	27	45	36.5	16	15	14	0	5	72	72.8
vs ARIZONA STATE	11-21-07	84-87	Lot	31-62	.500	6-21	.286	19-29	.655	12	22	34	36.0	18	15	14	4	9	87	75.6
NICHOLLS STATE	11/28/07	68-41	W	16-53	.302	5-24	.208	4-14	.286	16	12	28	34.7	16	10	19	0	14	41	69.8
SOUTHERN UNIVERSITY	11/30/07	88-45	W	16-65	.246	3-19	.158	10-19	.526	17	18	35	34.7	14	4	14	4	9	45	66.3
at Villanova	12/06/07	67-68	L	21-62	.339	3-9	.333	23-34	.676	17	26	43	35.8	18	10	13	4	9	68	66.5
NORTHWESTERN STATE	12/15/07	82-58	W	22-71	.310	7-23	.304	7-7	1.000	20	28	48	37.1	23	11	21	4	6	58	65.6
at Wichita St.	12-19-07	47-67	L	26-65	.400	2-19	.105	13-14	.929	17	33	50	38.4	13	15	11	3	7	67	65.7
OREGON STATE	12/22/07	67-61	W	24-57	.421	6-18	.333	7-14	.500	13	30	43	38.8	20	12	19	5	2	61	65.3
WASHINGTON	12/29/07	65-73	L	28-61	.459	3-12	.250	14-20	.700	14	24	38	38.8	14	13	14	2	11	73	65.9
at Tulane	01/02/08	63-68	L	23-57	.404	5-12	.417	17-19	.895	18	22	40	38.8	12	14	12	5	5	68	66.1
at Texas A&M	01/05/08	53-79	L	28-54	.519	5-14	.357	18-27	.667	9	31	40	38.9	12	14	9	3	3	79	67.0
MISSISSIPPI STATE	01/09/08	39-61	L	24-50	.480	4-18	.222	9-17	.529	11	36	47	39.5	15	11	17	10	5	61	66.6
at Ole Miss	01-12-08	71-74	L	28-61	.459	6-20	.300	12-18	.667	15	24	39	39.4	15	11	9	1	2	74	67.1
AUBURN	01/16/08	67-74	L	29-53	.547	9-19	.474	7-15	.467	7	21	28	38.8	18	15	13	1	9	74	67.5
at Vanderbilt	1/19/08	76-92	L	32-65	.492	9-20	.450	19-25	.760	11	20	31	38.3	17	21	8	3	7	92	68.8
ARKANSAS	01/26/08	52-68	L	23-53	.434	10-15	.667	12-15	.800	13	29	42	38.5	11	8	17	7	4	68	68.8
at Auburn	01-30-08	81-80	W	28-55	.509	10-23	.435	14-15	.933	7	23	30	38.1	17	14	8	3	2	80	69.3
at University of Alab	02/02/08	72-81	L	28-59	.475	9-21	.429	16-24	.667	11	25	36	38.0	18	20	13	5	12	81	69.9
TENNESSEE	02/09/08	45-47	L	19-60	.317	5-19	.263	4-15	.267	22	17	39	38.0	13	6	15	5	13	47	68.9
at University of Flor	02/13/08	85-73	W	30-65	.462	9-27	.333	4-5	.800	18	21	39	38.1	15	15	19	1	2	73	69.0
KENTUCKY	02/16/08	63-67	L	26-51	.510	7-14	.500	8-10	.800	8	23	31	37.8	13	16	13	3	3	67	69.0
at Arkansas	02-20-08	61-87	L	33-63	.524	11-23	.478	10-18	.556	12	26	38	37.8	17	18	14	5	7	87	69.7
OLE MISS	02/23/08	69-49	W	19-71	.268	5-22	.227	6-11	.545	19	27	46	38.1	21	10	9	5	5	49	68.9
Opponents		1791		662-1569	.422	177-507	.349	290-436	.665	360	631	991	38.1	429	326	363	92	177	1791	68.9
LSU		1770		644-1508	.427	170-531	.320	312-427	.731	289	627	916	35.2	437	310	364	159	164	1770	68.1

Games played: 26
Points/game: 68.9
FG Pct: 42.2
3FG Pct: 34.9
FT Pct: 66.5

Rebounds/game: 38.1
Assists/game: 12.5
Turnovers/game: 14.0
Assist/turnover ratio: 0.9
Steals/game: 6.8
Blocks/game: 3.5

LSU Game-by-Game Points-Rebounds-Assists (as of Feb 23, 2008)

All games

Opponent	Date	Score	WL	01 MITCHELL,	02 MASON,DAM	03 RANDOLPH,	05 THORNTON,	10 TERREBONN	11 SPENCER,B	13 MARTIN,TE	14 TEMPLE,GA	20 GREEN,GAR
SOUTHEASTERN LOUISIANA	11/12/07	72-62	W	6- 2- 3	5- 1- 0	19-13- 2	27- 2- 2	DNP	7- 1- 2	6- 4- 3	0- 1- 1	DNP
MCNEESE STATE	11/14/07	78-74	W	16-14- 3	DNP	12- 7- 3	24- 3- 2	DNP	2- 1- 0	11- 5- 2	9- 2- 2	DNP
vs OKLAHOMA STATE	11-19-07	77-83	L	0- 1- 0	DNP	5- 5- 2	20- 3- 1	DNP	10- 1- 4	5- 6- 0	17- 3- 5	1- 2- 1
vs CHAMINADE	11-20-07	78-72	W	DNP	DNP	21- 9- 2	4- 2- 0	DNP	11- 3- 2	13- 7- 1	9- 4- 4	2- 4- 1
vs ARIZONA STATE	11-21-07	84-87	OL	DNP	DNP	21- 7- 1	18-12- 1	DNP	14- 2- 3	3- 2- 3	11- 5- 7	2- 0- 0
NICHOLLS STATE	11/28/07	68-41	W	DNP	2- 4- 1	6- 7- 1	24- 6- 1	0- 0- 0	11- 4- 3	4- 2- 1	0- 3- 2	4- 5- 0
SOUTHERN UNIVERSITY	11/30/07	88-45	W	DNP	2- 4- 2	24-11- 1	22- 7- 3	2- 0- 2	0- 1- 6	11- 7- 1	3- 4- 3	4- 8- 0
at Villanova	12/06/07	67-68	L	DNP	2- 3- 0	12- 6- 1	15-13- 2	DNP	5- 1- 3	14- 2- 2	8- 3- 6	0- 0- 0
NORTHWESTERN STATE	12/15/07	82-58	W	DNP	0- 0- 1	13- 8- 4	22- 5- 2	0- 0- 0	9- 3- 3	15- 3- 4	4- 6- 2	2- 1- 0
at Wichita St.	12-19-07	47-67	L	DNP	DNP	6- 3- 1	12-11- 2	DNP	4- 1- 0	11- 3- 0	6- 2- 2	2- 1- 0
OREGON STATE	12/22/07	67-61	W	DNP	DNP	14- 9- 0	20- 6- 1	DNP	0- 0- 1	15- 2- 6	4- 7- 5	6- 1- 0
WASHINGTON	12/29/07	65-73	L	DNP	DNP	10- 9- 0	18- 8- 2	DNP	0- 1- 0	14- 1- 2	0- 3- 5	4- 2- 0
at Tulane	01/02/08	63-68	L	DNP	4- 6- 1	15- 9- 1	7- 1- 4	DNP	9- 3- 2	19- 1- 2	6- 4- 2	0- 2- 0
at Texas A&M	01/05/08	53-79	L	DNP	DNP	16- 7- 0	12- 7- 0	DNP	2- 1- 4	6- 2- 1	8- 3- 2	4- 4- 1
MISSISSIPPI STATE	01/09/08	39-61	L	DNP	7- 3- 0	10- 9- 0	12- 7- 0	DNP	0- 2- 0	4- 1- 2	4- 3- 1	2- 0- 0
at Ole Miss	01-12-08	81-74	L	DNP	DNP	18-11- 0	25- 3- 2	DNP	0- 1- 1	2- 2- 1	16- 6- 3	2- 1- 0
AUBURN	01/16/08	67-74	L	DNP	DNP	12- 5- 4	27- 6- 0	DNP	2- 0- 0	0- 1- 1	17- 5- 4	0- 0- 0
at Vanderbilt	1/19/08	76-92	L	DNP	DNP	14-19- 3	27- 6- 2	DNP	4- 1- 0	7- 3- 0	10- 4- 3	3- 2- 0
ARKANSAS	01/26/08	52-68	L	DNP	DNP	14- 8- 0	20- 5- 0	DNP	1- 1- 0	2- 1- 1	2- 3- 4	0- 1- 0
at Auburn	01-30-08	81-80	W	DNP	DNP	21- 6- 2	38- 7- 1	DNP	0- 0- 0	11- 1- 1	1- 8- 7	DNP
at University of Alabam	02/02/08	72-81	L	DNP	DNP	13-12- 1	22- 3- 1	DNP	0- 0- 1	12- 4- 4	7- 9- 5	DNP
TENNESSEE	02/09/08	45-47	L	DNP	DNP	6- 8- 1	12- 7- 0	DNP	0- 3- 0	2- 1- 1	3- 1- 2	3- 1- 0
at University of Florid	02/13/08	85-73	W	DNP	DNP	22- 5- 1	20- 3- 1	DNP	0- 0- 2	10- 0- 0	10- 2- 5	DNP
KENTUCKY	02/16/08	63-67	L	DNP	DNP	24-14- 0	9- 5- 1	DNP	0- 0- 0	12- 0- 2	8- 5- 2	0- 1- 0
at Arkansas	02-20-08	61-87	L	DNP	DNP	16- 7- 0	2- 1- 0	DNP	3- 2- 2	18- 5- 1	8- 7- 6	0- 0- 0
OLE MISS	02/23/08	69-49	W	DNP	DNP	15-11- 3	17- 4- 1	2- 0- 0	5- 1- 0	11- 2- 3	6- 6- 4	0- 2- 0

Opponent	Date	Score	WL	21 JOHNSON,C	30 FARRER,AL	32 THORNTON,
SOUTHEASTERN LOUISIANA	11/12/07	72-62	W	2- 2- 0	DNP	DNP
MCNEESE STATE	11/14/07	78-74	W	4- 3- 1	DNP	DNP
vs OKLAHOMA STATE	11-19-07	77-83	L	19- 5- 1	DNP	DNP
vs CHAMINADE	11-20-07	78-72	W	18-11- 1	0- 0- 1	DNP
vs ARIZONA STATE	11-21-07	84-87	OL	11- 5- 1	4- 1- 2	DNP
NICHOLLS STATE	11/28/07	68-41	W	16- 6- 0	1- 1- 1	DNP
SOUTHERN UNIVERSITY	11/30/07	88-45	W	20- 5- 0	0- 2- 0	DNP
at Villanova	12/06/07	67-68	L	11- 4- 0	DNP	DNP
NORTHWESTERN STATE	12/15/07	82-58	W	16- 2- 1	1- 2- 0	DNP
at Wichita St.	12-19-07	47-67	L	4- 7- 0	2- 0- 1	DNP
OREGON STATE	12/22/07	67-61	W	6- 3- 1	2- 2- 1	DNP
WASHINGTON	12/29/07	65-73	L	19- 9- 0	0- 0- 0	DNP
at Tulane	01/02/08	63-68	L	3- 1- 0	0- 0- 0	DNP
at Texas A&M	01/05/08	53-79	L	DNP	5- 1- 1	DNP
MISSISSIPPI STATE	01/09/08	39-61	L	DNP	0- 4- 1	0- 0- 0
at Ole Miss	01-12-08	71-74	L	DNP	1- 0- 1	7- 8- 2
AUBURN	01/16/08	67-74	L	DNP	8- 5- 3	1- 2- 0
at Vanderbilt	1/19/08	76-92	L	DNP	7- 1- 0	4- 0- 0
ARKANSAS	01/26/08	52-68	L	DNP	11- 3- 2	2- 9- 1
at Auburn	01-30-08	81-80	W	6- 3- 0	2- 1- 2	2- 0- 3
at University of Alabam	02/02/08	72-81	L	13- 4- 0	3- 1- 0	2- 1- 0
TENNESSEE	02/09/08	45-47	L	17- 8- 1	2- 3- 1	0- 1- 0
at University of Florid	02/13/08	85-73	W	19- 6- 3	4- 2- 6	0- 0- 1
KENTUCKY	02/16/08	63-67	L	4- 4- 1	6- 2- 1	0- 0- 0
at Arkansas	02-20-08	61-87	L	9- 7- 3	5- 3- 2	0- 1- 0
OLE MISS	02/23/08	69-49	W	12-15- 1	1- 3- 1	0- 1- 0

LSU Team High/Low Analysis (as of Feb 23, 2008)
All games

LSU - TEAM GAME HIGHS

POINTS.....	88	vs Southern University (11/30/07)
	85	at University of Florid (02/13/08)
	84	vs ARIZONA STATE (11-21-07)
	82	vs Northwestern State (12/15/07)
	81	at Auburn (01-30-08)
FIELD GOALS MADE.....	35	vs Southern University (11/30/07)
	33	at University of Florid (02/13/08)
	32	vs CHAMINADE (11-20-07)
FIELD GOAL ATTEMPTS.....	69	vs Arkansas (01/26/08)
	68	vs CHAMINADE (11-20-07)
	66	vs Mississippi State (01/09/08)
FIELD GOAL PERCENTAGE.....	.600 (33-55)	at University of Florid (02/13/08)
	.538 (35-65)	vs Southern University (11/30/07)
	.521 (25-48)	vs Nicholls State (11/28/07)
3 PT FIELD GOALS MADE.....	12	vs ARIZONA STATE (11-21-07)
	11	vs OKLAHOMA STATE (11-19-07)
	10	at Auburn (01-30-08)
	10	vs Oregon State (12/22/07)
3 PT FG ATTEMPTS.....	33	vs ARIZONA STATE (11-21-07)
	26	vs Arkansas (01/26/08)
	25	at Auburn (01-30-08)
	25	vs OKLAHOMA STATE (11-19-07)
3 PT FG PERCENTAGE.....	.450 (9-20)	at University of Florid (02/13/08)
	.450 (9-20)	vs Northwestern State (12/15/07)
	.440 (11-25)	vs OKLAHOMA STATE (11-19-07)
FREE THROWS MADE.....	23	vs Northwestern State (12/15/07)
	21	at University of Alabama (02/02/08)
	21	vs McNeese State (11/14/07)
FREE THROW ATTEMPTS.....	30	vs Northwestern State (12/15/07)
	29	vs McNeese State (11/14/07)
	26	at Arkansas (02-20-08)
FREE THROW PERCENTAGE.....	.955 (21-22)	at University of Alabama (02/02/08)
	.889 (16-18)	vs OKLAHOMA STATE (11-19-07)
	.875 (14-16)	vs ARIZONA STATE (11-21-07)
	.875 (7-8)	vs Arkansas (01/26/08)
REBOUNDS.....	51	vs Ole Miss (02/23/08)
	51	vs Southern University (11/30/07)
	41	vs CHAMINADE (11-20-07)
ASSISTS.....	19	at University of Florid (02/13/08)
	18	vs Southern University (11/30/07)
	18	vs ARIZONA STATE (11-21-07)
STEALS.....	12	vs Northwestern State (12/15/07)
	11	vs Southeastern Louisiana (11/12/07)
	9	at University of Florid (02/13/08)
	9	vs McNeese State (11/14/07)
BLOCKED SHOTS.....	14	at Villanova (12/06/07)
	12	vs Ole Miss (02/23/08)
	11	vs CHAMINADE (11-20-07)
	11	vs McNeese State (11/14/07)
TURNOVERS.....	26	vs OKLAHOMA STATE (11-19-07)
FOULS.....	25	vs ARIZONA STATE (11-21-07)
	25	vs OKLAHOMA STATE (11-19-07)
	23	at Villanova (12/06/07)

LSU High/Low Analysis (as of Feb 23, 2008)
All games

Opponent - GAME HIGHS

POINTS.....	92	at Vanderbilt (1/19/08)
	87	at Arkansas (02-20-08)
	87	vs ARIZONA STATE (11-21-07)
	83	vs OKLAHOMA STATE (11-19-07)
	81	at University of Alabama (02/02/08)
FIELD GOALS MADE.....	33	at Arkansas (02-20-08)
	32	at Vanderbilt (1/19/08)
	31	vs ARIZONA STATE (11-21-07)
FIELD GOAL ATTEMPTS.....	71	vs Ole Miss (02/23/08)
	71	vs Northwestern State (12/15/07)
	71	vs CHAMINADE (11-20-07)
FIELD GOAL PERCENTAGE.....	.547 (29-53)	vs Auburn (01/16/08)
	.524 (33-63)	at Arkansas (02-20-08)
	.519 (28-54)	at Texas A&M (01/05/08)
3 PT FIELD GOALS MADE.....	13	vs CHAMINADE (11-20-07)
	12	vs McNeese State (11/14/07)
	11	at Arkansas (02-20-08)
3 PT FG ATTEMPTS.....	33	vs CHAMINADE (11-20-07)
	27	at University of Florid (02/13/08)
	24	vs Nicholls State (11/28/07)
3 PT FG PERCENTAGE.....	.667 (10-15)	vs Arkansas (01/26/08)
	.522 (12-23)	vs McNeese State (11/14/07)
	.500 (7-14)	vs Kentucky (02/16/08)
FREE THROWS MADE.....	23	at Villanova (12/06/07)
	20	vs OKLAHOMA STATE (11-19-07)
	19	at Vanderbilt (1/19/08)
	19	vs ARIZONA STATE (11-21-07)
FREE THROW ATTEMPTS.....	34	at Villanova (12/06/07)
	29	vs ARIZONA STATE (11-21-07)
	27	at Texas A&M (01/05/08)
FREE THROW PERCENTAGE.....	1.000 (7-7)	vs Northwestern State (12/15/07)
	.933 (14-15)	at Auburn (01-30-08)
	.929 (13-14)	at Wichita St. (12-19-07)
REBOUNDS.....	50	at Wichita St. (12-19-07)
	48	vs Northwestern State (12/15/07)
	47	vs Mississippi State (01/09/08)
ASSISTS.....	21	at Vanderbilt (1/19/08)
	20	at University of Alabama (02/02/08)
	18	at Arkansas (02-20-08)
STEALS.....	14	vs Nicholls State (11/28/07)
	13	vs Tennessee (02/09/08)
	12	at University of Alabama (02/02/08)
	12	vs OKLAHOMA STATE (11-19-07)
BLOCKED SHOTS.....	10	vs Mississippi State (01/09/08)
	7	vs Arkansas (01/26/08)
	5	vs Ole Miss (02/23/08)
	5	at Arkansas (02-20-08)
	5	vs Tennessee (02/09/08)
	5	at University of Alabama (02/02/08)
	5	at Tulane (01/02/08)
	5	vs Oregon State (12/22/07)
	5	vs McNeese State (11/14/07)
TURNOVERS.....	21	vs Northwestern State (12/15/07)
FOULS.....	23	vs Northwestern State (12/15/07)
	22	vs McNeese State (11/14/07)
	21	vs Ole Miss (02/23/08)

LSU High/Low Analysis (as of Feb 23, 2008)
All games

LSU - GAME LOWS

POINTS.....	39	vs Mississippi State (01/09/08)
	45	vs Tennessee (02/09/08)
	47	at Wichita St. (12-19-07)
	52	vs Arkansas (01/26/08)
	53	at Texas A&M (01/05/08)
FIELD GOALS MADE.....	14	vs Mississippi State (01/09/08)
	18	at Wichita St. (12-19-07)
	20	vs Oregon State (12/22/07)
	20	vs Arkansas (01/26/08)
	20	vs Tennessee (02/09/08)
FIELD GOAL ATTEMPTS.....	48	vs Nicholls State (11/28/07)
	48	vs Auburn (01/16/08)
	50	vs Tennessee (02/09/08)
FIELD GOAL PERCENTAGE.....	.212 (14-66)	vs Mississippi State (01/09/08)
	.290 (20-69)	vs Arkansas (01/26/08)
	.310 (18-58)	at Wichita St. (12-19-07)
3 PT FIELD GOALS MADE.....	2	vs Mississippi State (01/09/08)
	3	vs McNeese State (11/14/07)
	3	vs Washington (12/29/07)
	3	at Texas A&M (01/05/08)
	3	vs Tennessee (02/09/08)
3 PT FG ATTEMPTS.....	13	vs Washington (12/29/07)
	13	at Vanderbilt (1/19/08)
	14	at Arkansas (02-20-08)
3 PT FG PERCENTAGE.....	.118 (2-17)	vs Mississippi State (01/09/08)
	.150 (3-20)	vs Tennessee (02/09/08)
	.167 (3-18)	vs McNeese State (11/14/07)
FREE THROWS MADE.....	2	vs Tennessee (02/09/08)
	4	at Texas A&M (01/05/08)
	7	vs CHAMINADE (11-20-07)
	7	at Wichita St. (12-19-07)
	7	at Ole Miss (01-12-08)
	7	vs Arkansas (01/26/08)
FREE THROW ATTEMPTS.....	4	vs Tennessee (02/09/08)
	8	at Texas A&M (01/05/08)
	8	vs Arkansas (01/26/08)
FREE THROW PERCENTAGE.....	.467 (7-15)	at Ole Miss (01-12-08)
	.500 (2-4)	vs Tennessee (02/09/08)
	.500 (4-8)	at Texas A&M (01/05/08)
	.500 (7-14)	vs CHAMINADE (11-20-07)
REBOUNDS.....	22	at University of Florid (02/13/08)
	29	vs Southeastern Louisiana (11/12/07)
	29	vs Auburn (01/16/08)
ASSISTS.....	4	vs Mississippi State (01/09/08)
	6	at Wichita St. (12-19-07)
	6	vs Tennessee (02/09/08)
STEALS.....	1	at Auburn (01-30-08)
	2	vs Ole Miss (02/23/08)
	3	at Texas A&M (01/05/08)
	3	at Vanderbilt (1/19/08)
BLOCKED SHOTS.....	0	vs Auburn (01/16/08)
	3	at Texas A&M (01/05/08)
	3	at Vanderbilt (1/19/08)
	3	at University of Alabama (02/02/08)
	3	vs Kentucky (02/16/08)
TURNOVERS.....	7	at Auburn (01-30-08)

LSU High/Low Analysis (as of Feb 23, 2008)
All games

Opponent - GAME LOWS

POINTS.....	41	vs Nicholls State (11/28/07)
	45	vs Southern University (11/30/07)
	47	vs Tennessee (02/09/08)
	49	vs Ole Miss (02/23/08)
	58	vs Northwestern State (12/15/07)
FIELD GOALS MADE.....	16	vs Nicholls State (11/28/07)
	16	vs Southern University (11/30/07)
	19	vs Tennessee (02/09/08)
	19	vs Ole Miss (02/23/08)
FIELD GOAL ATTEMPTS.....	50	vs Mississippi State (01/09/08)
	51	vs Kentucky (02/16/08)
	53	vs Nicholls State (11/28/07)
	53	vs Auburn (01/16/08)
	53	vs Arkansas (01/26/08)
FIELD GOAL PERCENTAGE.....	.246 (16-65)	vs Southern University (11/30/07)
	.268 (19-71)	vs Ole Miss (02/23/08)
	.302 (16-53)	vs Nicholls State (11/28/07)
3 PT FIELD GOALS MADE.....	2	at Wichita St. (12-19-07)
	3	vs Southern University (11/30/07)
	3	at Villanova (12/06/07)
	3	vs Washington (12/29/07)
3 PT FG ATTEMPTS.....	9	at Villanova (12/06/07)
	12	vs Washington (12/29/07)
	12	at Tulane (01/02/08)
3 PT FG PERCENTAGE.....	.105 (2-19)	at Wichita St. (12-19-07)
	.158 (3-19)	vs Southern University (11/30/07)
	.208 (5-24)	vs Nicholls State (11/28/07)
FREE THROWS MADE.....	4	vs McNeese State (11/14/07)
	4	vs Nicholls State (11/28/07)
	4	vs Tennessee (02/09/08)
	4	at University of Florid (02/13/08)
FREE THROW ATTEMPTS.....	5	at University of Florid (02/13/08)
	6	vs McNeese State (11/14/07)
	7	vs CHAMINADE (11-20-07)
	7	vs Northwestern State (12/15/07)
FREE THROW PERCENTAGE.....	.267 (4-15)	vs Tennessee (02/09/08)
	.286 (4-14)	vs Nicholls State (11/28/07)
	.467 (7-15)	vs Auburn (01/16/08)
REBOUNDS.....	28	vs Nicholls State (11/28/07)
	28	vs Auburn (01/16/08)
	30	at Auburn (01-30-08)
ASSISTS.....	4	vs Southern University (11/30/07)
	6	vs Southeastern Louisiana (11/12/07)
	6	vs Tennessee (02/09/08)
STEALS.....	2	vs Oregon State (12/22/07)
	2	at Ole Miss (01-12-08)
	2	at Auburn (01-30-08)
	2	at University of Florid (02/13/08)
BLOCKED SHOTS.....	0	vs CHAMINADE (11-20-07)
	0	vs Nicholls State (11/28/07)
	1	vs Southeastern Louisiana (11/12/07)
	1	at Ole Miss (01-12-08)
	1	vs Auburn (01/16/08)
	1	at University of Florid (02/13/08)
TURNOVERS.....	8	at Vanderbilt (1/19/08)
	8	at Auburn (01-30-08)

LSU Player High/Low Analysis (as of Feb 23, 2008)
All games

LSU - INDIVIDUAL GAME HIGHS

POINTS.....	38	Thornton, Marcus at Auburn (01-30-08)
	27	Thornton, Marcus at Vanderbilt (1/19/08)
	27	Thornton, Marcus vs Auburn (01/16/08)
	27	Thornton, Marcus vs Southeastern Louisiana (11/12/07)
	25	Thornton, Marcus at Ole Miss (01-12-08)
FIELD GOALS MADE.....	14	Thornton, Marcus at Auburn (01-30-08)
	10	Randolph, Anthony at University of Florid (02/13/08)
	10	Thornton, Marcus at Vanderbilt (1/19/08)
	10	Randolph, Anthony vs Southern University (11/30/07)
	9	Randolph, Anthony vs Kentucky (02/16/08)
	9	Randolph, Anthony at Auburn (01-30-08)
	9	Thornton, Marcus at Ole Miss (01-12-08)
	9	Johnson, Chris vs Washington (12/29/07)
	9	Thornton, Marcus vs Southern University (11/30/07)
	9	Thornton, Marcus vs Nicholls State (11/28/07)
	9	Randolph, Anthony vs CHAMINADE (11-20-07)
FIELD GOAL ATT.....	23	Thornton, Marcus at Auburn (01-30-08)
	21	Thornton, Marcus at Vanderbilt (1/19/08)
	20	Thornton, Marcus vs Arkansas (01/26/08)
	20	Thornton, Marcus vs Auburn (01/16/08)
	20	Thornton, Marcus at Ole Miss (01-12-08)
FG PCT (min 7 made).....	.889 (8-9)	Johnson, Chris vs OKLAHOMA STATE (11-19-07)
	.750 (9-12)	Johnson, Chris vs Washington (12/29/07)
	.727 (8-11)	Thornton, Marcus at University of Florid (02/13/08)
	.727 (8-11)	Johnson, Chris at University of Florid (02/13/08)
	.714 (10-14)	Randolph, Anthony vs Southern University (11/30/07)
3 PT FG MADE.....	8	Thornton, Marcus at Auburn (01-30-08)
	6	Thornton, Marcus vs Auburn (01/16/08)
	6	Thornton, Marcus vs Oregon State (12/22/07)
	4	Thornton, Marcus at University of Florid (02/13/08)
	4	Thornton, Marcus at University of Alabama (02/02/08)
	4	Thornton, Marcus vs Arkansas (01/26/08)
	4	Thornton, Marcus at Ole Miss (01-12-08)
	4	Temple, Garrett at Ole Miss (01-12-08)
	4	Martin, Terry at Tulane (01/02/08)
	4	Thornton, Marcus vs Northwestern State (12/15/07)
	4	Martin, Terry at Villanova (12/06/07)
	4	Thornton, Marcus vs Southern University (11/30/07)
	4	Thornton, Marcus vs Nicholls State (11/28/07)
	4	Spencer, Bo vs ARIZONA STATE (11-21-07)
	4	Thornton, Marcus vs ARIZONA STATE (11-21-07)
	4	Thornton, Marcus vs Southeastern Louisiana (11/12/07)
3 PT FG ATTEMPTS.....	16	Thornton, Marcus vs Auburn (01/16/08)
	15	Thornton, Marcus at Auburn (01-30-08)
	12	Thornton, Marcus vs ARIZONA STATE (11-21-07)
3-PT FG PCT (min 4 made).....	.667 (4-6)	Martin, Terry at Villanova (12/06/07)
	.600 (6-10)	Thornton, Marcus vs Oregon State (12/22/07)
	.571 (4-7)	Thornton, Marcus at University of Florid (02/13/08)
	.571 (4-7)	Thornton, Marcus vs Southern University (11/30/07)
	.571 (4-7)	Thornton, Marcus vs Southeastern Louisiana (11/12/07)
FREE THROWS MADE.....	8	Temple, Garrett vs Auburn (01/16/08)
	8	Randolph, Anthony vs Oregon State (12/22/07)
	8	Mitchell, Tasmin vs McNeese State (11/14/07)
	7	Randolph, Anthony vs Northwestern State (12/15/07)

	7	Thornton, Marcus vs Southeastern Louisiana (11/12/07)
FREE THROW ATT.....	12	Randolph, Anthony vs Oregon State (12/22/07)
	10	Randolph, Anthony vs Northwestern State (12/15/07)
	10	Mitchell, Tasmin vs McNeese State (11/14/07)
FT PCT (min 7 made).....	.889 (8-9)	Temple, Garrett vs Auburn (01/16/08)
	.800 (8-10)	Mitchell, Tasmin vs McNeese State (11/14/07)
	.778 (7-9)	Thornton, Marcus vs Southeastern Louisiana (11/12/07)
	.700 (7-10)	Randolph, Anthony vs Northwestern State (12/15/07)
	.667 (8-12)	Randolph, Anthony vs Oregon State (12/22/07)
REBOUNDS.....	19	Randolph, Anthony at Vanderbilt (1/19/08)
	15	Johnson, Chris vs Ole Miss (02/23/08)
	14	Randolph, Anthony vs Kentucky (02/16/08)
	14	Mitchell, Tasmin vs McNeese State (11/14/07)
	13	Thornton, Marcus at Villanova (12/06/07)
	13	Randolph, Anthony vs Southeastern Louisiana (11/12/07)
ASSISTS.....	7	Temple, Garrett at Auburn (01-30-08)
	7	Temple, Garrett vs ARIZONA STATE (11-21-07)
	6	Temple, Garrett at Arkansas (02-20-08)
	6	Farrer, Alex at University of Florid (02/13/08)
	6	Martin, Terry vs Oregon State (12/22/07)
	6	Temple, Garrett at Villanova (12/06/07)
	6	Spencer, Bo vs Southern University (11/30/07)
STEALS.....	4	Randolph, Anthony vs Kentucky (02/16/08)
	4	Thornton, Marcus at University of Florid (02/13/08)
	4	Farrer, Alex vs Tennessee (02/09/08)
	4	Randolph, Anthony at Wichita St. (12-19-07)
	4	Thornton, Marcus vs Southern University (11/30/07)
	4	Mitchell, Tasmin vs McNeese State (11/14/07)
	4	Randolph, Anthony vs Southeastern Louisiana (11/12/07)
BLOCKED SHOTS.....	6	Johnson, Chris vs McNeese State (11/14/07)
	6	Randolph, Anthony vs Southeastern Louisiana (11/12/07)
	5	Johnson, Chris vs Ole Miss (02/23/08)
	5	Randolph, Anthony vs Southern University (11/30/07)
	4	Randolph, Anthony vs Ole Miss (02/23/08)
	4	Randolph, Anthony at Arkansas (02-20-08)
	4	Johnson, Chris at University of Florid (02/13/08)
	4	Johnson, Chris vs Tennessee (02/09/08)
	4	Randolph, Anthony vs Arkansas (01/26/08)
	4	Randolph, Anthony vs Northwestern State (12/15/07)
	4	Randolph, Anthony at Villanova (12/06/07)
TURNOVERS.....	7	Johnson, Chris vs OKLAHOMA STATE (11-19-07)
FOULS.....	5	Johnson, Chris at Arkansas (02-20-08)
	5	Martin, Terry vs Auburn (01/16/08)
	5	Temple, Garrett at Texas A&M (01/05/08)
	5	Randolph, Anthony at Villanova (12/06/07)
	5	Johnson, Chris vs ARIZONA STATE (11-21-07)
	5	Green, Garrett vs OKLAHOMA STATE (11-19-07)