



# LSU Fighting Tigers (7-11, 0-4)

vs.

## University of Arkansas (13-5, 2-2)

January 26, 2008, 8 p.m. CST (LSU Sports Radio Network, ESPN Classic)  
Pete Maravich Assembly Center -- Baton Rouge, La.

### 2007-08 Schedule

OPPONENT	TIME
N1 BELHAVEN (Exh.)	W, 108-57
N6 GLOBAL SPORTS (Exh.)	W, 72-68
N12 SOUTHEASTERN LA. (CST)	W, 72-62
N14 MCNEESE STATE (CST)	W, 78-74
N19 1-Oklahoma State (ESPN2)	L, 77-83
N20 1-Chaminade (ESPNU)	W, 78-72
N21 1-Arizona State (ESPN2) (ot)	L, 84-87
N28 NICHOLLS STATE (CST)	W, 68-41
N30 SOUTHERN	W, 88-45
D6 2-Villanova (ESPN)	L, 67-68.
D15 NORTHWESTERN STATE	W, 82-58
D19 At Wichita State (CST-TD)	L, 47-67
D22 OREGON STATE (CST)	W, 67-61
D29 WASHINGTON (FSN/SUN)	L, 65-73
J2 3-At Tulane (CSTV)	L, 63-68
J5 at Texas A&M (ESPNU)	L, 53-79
J9 MISSISSIPPI STATE *	L, 39-61
J12 at Ole Miss * (FSN/SUN)	L, 71-74
J16 AUBURN *	L, 67-74
J19 at Vanderbilt * (Raycom)	L, 76-92
J26 ARKANSAS * (ESPN Classic)	8 p.m.
J30 at Auburn *	7 p.m.
F2 at Alabama * (Raycom)	2 p.m.
F9 TENNESSEE * (Raycom)	2 p.m.
F13 at Florida * (Raycom)	7 p.m.
F16 KENTUCKY * (Raycom)	Noon
F20 at Arkansas * (Raycom)	7 p.m.
F23 OLE MISS * (FSN/SUN)	5 p.m.
F27 at South Carolina *	6:30 p.m.
M2 GEORGIA * (Raycom)	1 p.m.
M5 ALABAMA * (CST)	7 p.m.
M8 at Mississippi State *	TBA
M13-16 4-SEC Tourn. (Raycom, CBS)	TBA

\* - Denotes SEC Games.  
1-EA Sports Maui Inv.; 2-Pizza Hut Big East/SEC Inv.; 3-New Orleans Arena; 4-Atlanta, Ga. (Georgia Dome)

### On the Air

#### TELEVISION \* ESPN CLASSIC

Play by Play: Dwayne Ballen  
Analyst: Drew Barry

#### RADIO \* LSU Sports Radio Network

Play-by-Play: Jim Hawthorne  
Analyst/Host: Kevin Ford  
Available on SEC XM Satellite Radio

### Series History

#### Arkansas Leads: 26-18

LAST TIME: W, 71-67, 2/10/07, Baton Rouge, La.  
AT BATON ROUGE: 9-9  
AT FAYETTEVILLE: 4-12  
NEUTRAL SITES: 5-5  
LAST 5: 3-2  
LAST 10: 8-2

### Projected LSU Starters and Notes (based on last game):

- G 5 Marcus Thornton (6-4, 190, Jr., Baton Rouge) 18.7 ppg, 6.0 rpg**  
Three consecutive 20 plus games, including back-to-back season high 27 point contests (vs. Auburn and at Vanderbilt) ... 10 20-point efforts ... Fourth in league in scoring average ... 22.8 in SEC games.
- G 14 Garrett Temple (6-6, 185, Jr., Baton Rouge, La.) 7.3 ppg, 3.8 rpg, 3.3 apg**  
Primary point guard, has already broken into school top 10 lists in career assists, blocks ... 16 pts., at Ole Miss (1/12); 17 pts.vs. Auburn (1/16), 10 at Vandy (1/19) ... Last six games, 61 points.
- G 30 Alex Farrer (6-5, 200, So., Phoenix, Ariz.) 2.2 ppg, 2.1 rpg**  
Played 72 minutes in last three games combined, including first start against Auburn (1/16), scoring career best eight points ... 7 at Vandy (1/19) ... 8-of-12 from field in two starts ... 4.0 average in SEC.
- F 32 Quintin Thornton (6-8, 230, Jr., Orlando, Fla.) 3.0 ppg, 2.5 rpg**  
Made his first LSU start against Auburn (1/16) ... Has played just four games since coming back from torn pectoral muscle in the first week of preseason practice ... 7 pts, 8 reb at Ole Miss off bench (1/12).
- F 3 Anthony Randolph (6-10, 190, Fr., Dallas, Texas) 13.8 ppg, 8.6 rpg, 2.4 bpg**  
Had his third double-double at Ole Miss (1/12) with 18 points and 11 rebounds, hitting 8-of-14 field goals ... 13 double figure scoring games, including each of the last eight ... 19 rebounds at Vandy (1/19) ... 11.0 rebound average in SEC games, tied for league best.

## Home Vs. Hogs For A "Classic?"

The game airs on ESPN Classic Saturday night as the Tigers and Razorbacks get together at 8 p.m. in the Maravich Center ... There have been several games in this series since Arkansas joined the league in 1992 that might be consider worthy of being a "Classic" on ESPN Classic, but this one gets a live airing on the channel as LSU makes its first ever appearance on the channel just a few weeks after LSU made its first appearance on the "U", ESPNU ... Tickets are available online at LSUsports.net for \$14 for adults and \$5 for youth tickets (ages 3-12) ... This will be the last LSU home game for two weeks as LSU will not play a home game until facing Tennessee at 2 p.m. on Saturday, Feb. 9.

### Last Time Out

LSU lost to Vanderbilt at Memorial Gym in Nashville by a 92-76 score ... It was the first time an opponent has scored more than 90 points since Ohio State scored 101 in Jan. 2005 in a 113-101 LSU win in double-overtime in Baton Rouge ... Marcus Thornton for the third time this season and

the second in succession had his career high of 27 points (it was also his third straight game of 20 points or more and his 10th of the year) and freshman Anthony Randolph had his fourth double double of the year with 14 points and 19 rebounds, the most boards in the league this year by a freshman.

### Offense Not Offensive

The LSU offense had a good performance against Vanderbilt, scoring 76 points, shooting 47.5 percent from the floor (28-of-59) ... In the second half, when LSU tallied 43 points, the Tigers were 14-of-24 from the floor ... For the season, the Tiges are shooting 43.4 percent from the floor and since the 21 percent shooting night against Mississippi State in the conference opener has raised the league shooting average to 39.7 percent ... LSU continues to also shoot well at the free throw line, making 226-of-313 or 72.2 percent ... LSU's goal is to sustain the offense for a full 40 minutes without some of the lulls that have plagued the Tigers this season.

### Team Facts

#### LSU

**RECORD:** 7-11, 0-4  
**LAST GAME:** L, 76-92, at Vandy, 1/19  
**RANKINGS:** NA  
**HEAD COACH:** John Brady  
**CAREER RECORD:** 280-214 (17th year)  
**LSU RECORD:** 191-137 (11th year)  
**VS. ARKANSAS:** 12-11

#### ARKANSAS

**RECORD:** 13-5, 1-1  
**LAST GAME:** L, 69-82, at Georgia, 1/19  
**RANKINGS:** NA  
**HEAD COACH:** John Pelphrey  
**CAREER RECORD:** 93-72 (6th year)  
**UA RECORD:** 13-5 (1st year)  
**VS. LSU:** 0-1

**LSU Sports Information**  
PO Box 25095, Baton Rouge, LA 70894

**Basketball Contact: C. Kent Lowe**  
www.LSUsports.net

**Phone - 225.578.8226**  
**Fax - 225.578.1861**

# Media Services

## John Brady Interview Opportunities

### After Practice

Coach John Brady is usually available after most practices sessions. Most practices start between 3 and 4 p.m. (depending on pre-practice video sessions and weights) and usually finish between 5 and 6 p.m. Contact Basketball SID Kent Lowe (225-578-1864) to confirm practice times.

### SEC Teleconference

The 12 SEC coaches are featured on a teleconference each Monday and Thursday January through March through the conference season. The conference starts at 10 a.m. (CST). Coach Brady is on at 10:28 a.m. CST. To access the media only number contact Kent Lowe or the Southeastern Conference Media Relations Office (205-458-3010).

### By Appointment, By Phone

Coach Brady is available for

interviews most non-gameday mornings prior to noon. Please contact either Kent Lowe (225-578-1864) or Basketball Secretary Pam LeBlanc (225-578-8217).

### The John Brady Show, Presented by Whitney Bank on The LSU Sports Radio Network

The weekly call-in show takes place Monday at 7 p.m. from Walkon's Bistro at the corner of Nicholson and Burbank ... The show runs through the end of the regular season ... The show airs in Baton Rouge on Eagle 98.1 FM, on the Internet at [www.LSUsports.net](http://www.LSUsports.net) and on many LSU Sports Radio Network affiliates.

### Inside LSU Basketball with Coach John Brady

Coach Brady's weekly TV show is on a state-wide network ... WBRZ-TV, Channel 2, will carry the show at 10:35 p.m. Sunday ... The show

runs through March 9 ... Besides WBRZ-TV, the show can be seen on Cox Cable 4 in Baton Rouge Mondays at 9:30 p.m. and on Cox Sports Television (Ch. 37 on Cox Cable) on Wednesdays at 5:30 p.m. ... Other markets airing the show are KLAX-TV in Alexandria, Cox Channel 8 in Lake Charles, KEJB-TV in Monroe, KWBj in Mogan City, WGNO-TV in New Orleans and KMSS in Shreveport.

## LSU Player Interview Opportunities

### Post Practice

The best time to contact LSU players is usually at the conclusion of practice. Again, please let Basketball SID Kent Lowe know your interview intentions as far in advance as possible.

### LSU Satellite Newsfeed

For more information on satellite feeds and coordinates please call Assistant Athletic Director/Television Kevin Wagner (225-578-1797).

### Post Game

Coach Brady will be in the L-Club Room of the Maravich Center to visit with the media ... Requested players will be brought to the L-Club after they shower and dress and Coach Brady has finished his post-game remarks ... **THE LSU DRESSING ROOM IS CLOSED** ... To reach the L-Club, exit the building on the Southwest side and once outside turn left and go down the

first set of steps to the L-Club ... The visiting team dressing area is in the Northeast Corridor and across from the media work area ... The visiting coach has an interview area (where the pre-game meal is served) that he can use for his post-game media obligations if he wishes.

## Who to Contact

### LSU Sports Information Office

(225) 578-8226

### Asst. AD/Sports Info. Director

Michael Bonnette - [mbonnet@lsu.edu](mailto:mbonnet@lsu.edu)

### Sr. Associate SID (Basketball)

C. Kent Lowe - [clowe@lsu.edu](mailto:clowe@lsu.edu)

### Asst. Men's Basketball Contact

Alex Restrepo - [arestr1@lsu.edu](mailto:arestr1@lsu.edu)

### LSU Sports Television Network

(225) 578-1797

### Director of Television

Kevin Wagner - [jwagne2@lsu.edu](mailto:jwagne2@lsu.edu)

### Manager/Television

John Schiebe -- [jschieb@lsu.edu](mailto:jschieb@lsu.edu)

### LSU Sports Radio Network

(225) 578-1882

### Director of Radio

Jim Hawthorne - [lsuradio@lsu.edu](mailto:lsuradio@lsu.edu)

## LSU Athletics Online

### [www.LSUsports.net](http://www.LSUsports.net)

The Official Website of LSU Athletics is home to all the basketball information you need. Schedules, results, rosters, bios, statistics and game notes can be found. The **GAMEDAY** section, updated daily, has all relevant info for the upcoming game.

### <http://media.lsusports.net>

Media can access images for all LSU teams, including action shots, heads shots, logos, etc. To gain access, email Michael Bonnette or Kent Lowe. You will be assigned a login and password that will enable you to retrieve pictures. This service is for the media use only.

### LSUsports.net/media

Request Credentials online, Read the latest Game Notes and Submit Photo Requests.

C. Kent Lowe <a href="mailto:clowe@lsu.edu">clowe@lsu.edu</a>							
Weekly Schedule (Subject to change)							
MONDAY 21	TUESDAY 22	WEDNESDAY 23	THURSDAY 24	FRIDAY 25	SATURDAY 26	SUNDAY 27	
No practice SEC Teleconference, Brady at 10:28 a.m. John Brady Radio Show, 7 p.m. Walkons	Practice, 3 p.m.	Practice 3 p.m.	Practice at 3:30 p.m. SEC Teleconference, 10 a.m.; John Brady at 10:28 a.m.	Practice 3 p.m.	Game 19 -- Arkansas at LSU (Maravich Center), 8 p.m. TV-ESPN Classic; LSU Sports Radio Network. Tickets \$14, \$5 youth (ages 3-12)	Off Inside LSU Basketball, 10:35 p.m. (WBRZ-TV, Ch. 2) and LSU Sports Television Network affiliates	
MONDAY 28	TUESDAY 29	WEDNESDAY 30	THURSDAY 31	FRIDAY 1	SATURDAY 2	SUNDAY 3	
Practice, 3:30 p.m. SEC Teleconference, Brady at 10:28 a.m. John Brady Radio Show, 7 p.m. Walkons	Practice, TBA Charter flight to Auburn	Game 20 -- LSU at Auburn, Beard-Eaves-Memorial Coliseum (Auburn, Ala.) LSU Sports Radio Network	Practice 3:30 p.m. SEC Teleconference, 10 a.m.; John Brady at 10:28 a.m.	Practice, TBA Bus to Tuscaloosa	Game 21 -- LSU at Alabama, Coleman Coliseum (Tuscaloosa, Ala.), 2 p.m. LSU Sports Radio Network, Raycom Sports	Off Inside LSU Basketball, 10:35 p.m. (WBRZ-TV, Ch. 2) and LSU Sports Television Network affiliates	

# John Brady

Head Coach • 11th Year

When John Brady first put a team on the floor of the Pete Maravich Assembly Center, his Tiger squad was undermanned, undersized and underdogs.

Teams hated to play the Tigers then because John Brady coached his team hard and they responded with several strong performances against the leagues top teams, but not many wins. The strong performances continued as the years went on, but now LSU was winning.

In 11 years as head coach at LSU, John Brady has coached the LSU team as only he knows how -- with heart and passion, and knowledge of the game that makes him one of the best at in-game decisions.

The LSU Tigers, in 2006, won the SEC regular season title with a 14-2 record and won the Western Division for the second straight year. LSU has won 31 SEC games the last three years, one of the best totals in the league over the last three years, and during that time period, LSU had a streak of 19 straight conference home wins that spanned portions of four seasons from 2004-07.

The SEC Championship in 2006 was Brady's second and the school's first outright championship in 21 years.

LSU has had six consecutive winning seasons under John Brady and only three times in the program history have there been longer consecutive years of winning.

Three times, John Brady has coached the SEC Player of the Year and he has coached the SEC Freshman of the Year four times.

Brady's 184 wins are the third most wins by an LSU basketball coach and only two LSU basketball coaches have served longer tenures.

Brady's knowledge of the game and his belief in discipline and respon-

sibility for actions on and off the floor have made the program strong again, one that LSU fans are proud of.

Brady's plan isn't just taking place on a hardwood floor in the Maravich Center. He has worked hard to show the public that athletic and academic pursuits of the players should be challenged to the fullest.

That's part of the reason that LSU basketball is not only a success on the court, but in the classroom as well.

Brady came to LSU after six highly successful seasons at Samford University in Birmingham, Ala. In his six-year tenure (1992-97), he turned the team into a consistent winner, posting a record of 89-77. In Brady's six years at Samford, the team had three first-team and five second team all-league selections.

Now at LSU, the numbers are beginning to work for Brady both on and off the floor. He has had 33 players earn Academic Honor Roll status at LSU, plus 18 players who have received their degrees from LSU.

The 53-year-old Brady is the father of two daughters (Brittany-17, Brooke-13) and is married to the former Misty Champagne.

In his first 10 seasons, Brady has taken the Tigers a long way, including to college basketball's pinnacle, the NCAA Final Four. The results are a program that is solid both athletically and academically. The top athletes in the country are seriously putting LSU at the top of their lists and Brady is earning the respect of his peers in the league.

He has re-established LSU back as a national factor in college basketball and the work is being done to keep LSU there for years to come.

**1**

>NCAA Final Four Appearance (2006)

**2**

>SEC Championships  
>Sweet Sixteen Appearances (2000, 2006)

**3**

>SEC Player of the Year Selections (Swift - 2000, Bass - 2005, Davis - 2006)  
>SEC Western Division Championships (2000, 2005, 2006)

**4**

>SEC Freshman of the Year Selections (Bright - 2000, Bass - 2004, Davis - 2005, Thomas - 2006)

**6**

>Postseason tournament appearances in the last eight years

**18**

>Number of LSU players who have graduated

**33**

>Academic All-SEC honorees



## The Brady File

**NAME:** John Brady  
**BIRTH DATE:** Sept. 17, 1954 (McComb, Miss.)  
**AGE:** 53  
**HOMETOWN:** McComb, Miss.  
**WIFE:** Misty  
**CHILDREN:** Brittany (17), Brooke (13)  
**HIGH SCHOOL:** McComb HS; McComb,  
**COLLEGE:** BS, Belhaven College, 1976  
M. Ed., Mississippi State, 1977

## PLAYING EXPERIENCE

**McComb High School (McComb, Miss.)**  
**Belhaven College (Jackson, Miss.)** - 3-year starter, scored over 1,000 points for career ... Coach Charlie Rugg ... Two-time All-Southern States Conference - Inducted Fall 1997 into school athletic hall of fame.

## COACHING EXPERIENCE

**1976-77** - Graduate Assistant, Mississippi State  
**1977-82** - Head Coach, Crowley High School (Crowley, La.) - 129-49 (.725) record ... 1981 LSWA Class AAA "Coach of the Year"  
**1982-90** - Assistant Coach, Mississippi State ... First four years under coach Bob Boyd ... Last four as chief recruiter for Richard Williams.  
**1990-91** - Assistant Coach, UNO  
**1991-97** - Head Coach, Samford University, 89-77 record in six years ... left Samford as winningest coach in Samford history ... Team won TAAC West in 1996 and 1997.  
**March 25, 1997** - Named 18th LSU head coach  
**1999-2000** - LSU wins SEC West, SEC Championship; NCAA Sweet 16; SEC Coach of the Year; Runner-up, National Coach of Year.  
**2001-02** - Second round of the NIT.  
**2002-03** - NCAA Tournament appearance ... LSWA, LABC Coach of the Year.  
**2003-04** - LSU advances to the NIT.  
**2004-05** - LSU posts 12-4 record to win SEC West ... Tigers go 8-0 in league play at home, first undefeated league home record since 1981 ... Team advanced to NCAA Tournament, fourth straight post season berth.  
**2005-06** - LSU posts 14-2 record in winning SEC title, first since 2000 and first outright title in 21 years ... Tigers go 8-0 in league play at home for the second straight year ... Team goes to NCAAs and defeats Iona, Texas A&M, No. 1 Duke and Texas to advance to NCAA Final Four for first time in 20 years ... Named SEC Coach of the Year, LSWA Coach of the Year and finalist for the Jim Phelan National Coach of the Year Award.  
**2006-07** - Team posts its sixth consecutive winning record.

## The John Brady Record

YEAR	SCHOOL	/---OVERALL---/		/---CONF.---/		FINISH
		W-L	PCT.	W-L	PCT.	
1991-92	Samford	11-18	.379	7-7	.500	T-3rd
1992-93	Samford	17-10	.630	7-5	.583	T-2nd
1993-94	Samford	10-18	.357	4-12	.250	8th
1994-95	Samford	16-11	.592	11-5	.687	2nd
1995-96	Samford	16-11	.592	11-5	.687	TAAC Western Division Champion
1996-97	Samford	19-9	.678	11-5	.687	TAAC Western Division Champion
<b>1997-98</b>	<b>LSU</b>	<b>9-18</b>	<b>.333</b>	<b>2-14</b>	<b>.125</b>	<b>6th-West</b>
<b>1998-99</b>	<b>LSU</b>	<b>12-15</b>	<b>.444</b>	<b>4-12</b>	<b>.250</b>	<b>6th-West</b>
<b>1999-00</b>	<b>LSU</b>	<b>28-6</b>	<b>.823</b>	<b>12-4</b>	<b>.750</b>	<b>SEC Champions; NCAA Sweet 16</b>
<b>2000-01</b>	<b>LSU</b>	<b>13-16</b>	<b>.448</b>	<b>2-14</b>	<b>.125</b>	<b>6th-West</b>
<b>2001-02</b>	<b>LSU</b>	<b>19-15</b>	<b>.559</b>	<b>6-10</b>	<b>.375</b>	<b>4th-West; NIT Second Round</b>
<b>2002-03</b>	<b>LSU</b>	<b>21-11</b>	<b>.656</b>	<b>8-8</b>	<b>.500</b>	<b>2nd-West; NCAA Tournament</b>
<b>2003-04</b>	<b>LSU</b>	<b>18-11</b>	<b>.621</b>	<b>8-8</b>	<b>.500</b>	<b>2nd-West; NIT</b>
<b>2004-05</b>	<b>LSU</b>	<b>20-10</b>	<b>.667</b>	<b>12-4</b>	<b>.750</b>	<b>1st-West; NCAA Tournament</b>
<b>2005-06</b>	<b>LSU</b>	<b>27-9</b>	<b>.750</b>	<b>14-2</b>	<b>.875</b>	<b>SEC Champions; NCAA Final Four!</b>
<b>2006-07</b>	<b>LSU</b>	<b>17-15</b>	<b>.531</b>	<b>5-11</b>	<b>.312</b>	<b>6th-West</b>
<b>2007-08</b>	<b>LSU</b>	<b>7-11</b>	<b>.389</b>	<b>0-4</b>	<b>.000</b>	
<b>Totals</b>	<b>17 Years</b>	<b>280-214</b>	<b>.567</b>	<b>124-130</b>	<b>.488</b>	<b>2 Conf. Titles, 5 Division Titles</b>
<b>Samford</b>	<b>6 Years</b>	<b>89-77</b>	<b>.536</b>	<b>51-39</b>	<b>.567</b>	<b>2 TAAC Western Division Titles</b>
<b>LSU</b>	<b>11 Years</b>	<b>191-137</b>	<b>.582</b>	<b>73-91</b>	<b>.445</b>	<b>2 SEC-3 West Titles, 4 NCAAs</b>

## CAREER SPECIALTY NUMBERS

### CAREER DOUBLE-FIGURE GAMES

Tasmin Mitchell 50  
Terry Martin 23  
Garrett Temple 20  
Marcus Thornton 16  
Anthony Randolph 14  
Chris Johnson 9  
Dameon Mason 5  
Bo Spencer 4

### CAREER DOUBLE-FIGURE REBOUNDS

Tasmin Mitchell 9  
Anthony Randolph 4  
Marcus Thornton 3  
Chris Johnson 1

### CAREER DOUBLE-DOUBLES

Tasmin Mitchell 8  
Anthony Randolph 4  
Marcus Thornton 3  
Chris Johnson 1

### CAREER THREE-POINTERS

Terry Martin 80  
Garrett Temple 77  
Tasmin Mitchell 69  
Marcus Thornton 45  
Bo Spencer 17  
Chris Johnson 10  
Alex Farrer 8  
Anthony Randolph 2  
Garrett Green 1

### CAREER ASSISTS

Garrett Temple 296  
Tasmin Mitchell 165  
Terry Martin 67  
Dameon Mason 30  
Bo Spencer 34  
Marcus Thornton 27  
Anthony Randolph 27  
Alex Farrer 18  
Chris Johnson 12  
Garrett Green 5  
Greg Terrebonne 3  
Quintin Thornton 2

### CAREER BLOCKS

Garrett Temple 84  
Tasmin Mitchell 44  
Anthony Randolph 44  
Chris Johnson 42  
Terry Martin 14  
Dameon Mason 10  
Marcus Thornton 6  
Garrett Green 3  
Alex Farrer 2  
Bo Spencer 1

## 2007-08 LSU Men's Basketball Roster

NO.	NAME	CL.	POS.	HT.	WT.	EXP.	HOMETOWN/LAST SCHOOL
1**	Tasmin Mitchell	Jr.	F	6-7	228	2VL	Denham Springs, La./D. Spr. HS
3	Anthony Randolph	Fr.	F	6-10	205	HS	Dallas, Texas/Woodrow Wilson HS
5	Marcus Thornton	Jr.	G	6-4	198	JC	Baton Rouge, La./Kilgore College
10	Greg Terrebonne	So.	G	6-0	205	1VL	Galliano, La./South LaFourche HS
11	Bo Spencer	Fr.	G	6-1	180	HS	Baton Rouge, La./Glen Oaks HS
13	Terry Martin	Jr.	G	6-6	207	1VL	Monroe, La./Texas Tech
14	Garrett Temple	Jr.	G	6-6	195	2VL	Baton Rouge, La./University HS
20	Garrett Green	Fr.	F	6-10	218	HS	Woodland Hills, Calif./Taft HS
21**	Chris Johnson	Jr.	C	6-11	205	2VL	Montross, Va./Laurinburg Prep
30	Alex Farrer	So.	G	6-5	200	1VL	Phoenix, Ariz./St. Mary's HS
32	Quintin Thornton	Jr.	F	6-8	230	JC	Orlando, Fla./Odessa College

\*\*Injured and not dressed

**Head Coach:** John Brady (Belhaven, 1976), 11th year at LSU

**Associate Head Coach:** Butch Pierre (Mississippi State, 1984), 11th year at LSU

**Assistant Coach:** John Treloar (Belhaven, 1979), 4th year at LSU

**Assistant Coach:** Chad Dollar (Milligan, 1996), 1st year at LSU

**Director of Basketball Operations:** Jeff Clapacs (Wooster, 2007), 1st year at LSU

## Transactions

Quintin Thornton injured his left pectoral muscle in the weight room, Oct.19. Underwent surgery, out for at least two months ... Returned to practice Jan. 8, played final moments of Miss. State game on Jan. 9 ... Dameon Mason missed McNeese game (11/14) and Maui Tournament (11/19-21) with viral infection on heart muscle ... Cleared Monday (11/26) to return to practice ... Tasmin Mitchell was taken out of Oklahoma State game (11/19) after six minutes, did not play the remainder of the Maui tournament ... Had a stress reaction in the shin bone area of his left foot ... Surgery was Nov. 29 ... Eligible for medical redshirt ... Dameon Mason missed Wichita State (12/19), Oregon State (12/22) and A&M (1/5) games while taking intercession classes ... Unable to play second semester because of NCAA rules regarding entering second semester GPA for fifth-year seniors ... Chris Johnson broke right hand in first two minutes of second half at Tulane (1/2) ... Out minimum four weeks.

## Last Game -- Vanderbilt 92, LSU 76 (1/19 - Nashville, Tenn.)

LSU was able to sustain its offense for longer periods of time during the game and had one of its better overall offensive performances in the last several weeks ... However, Vanderbilt was able to answer with its weapons too often and took advantage of a late first half lull to take advantage of the Tigers limited situation ... LSU shot 47.5 percent from the floor (28-of-59), including 14-of-24 (58.3%) in the second half of the game ... LSU also outrebounded the Commodores, 38-31, including 13-11 on the offensive boards ... The Tigers got 27 points from Marcus Thornton as the junior college transfer topped 20 for the third straight game and for the second straight game (third time this year) hit his season high mark of 27 ... The Tigers also found a new aggressiveness on the boards from Anthony Randolph who pulled down 19 boards as part of his fourth double double of the year to go with 14 points ... It was his eighth consecutive game in double figures, a team high at present ... Garrett Temple also scored 10 points ... Every Tiger that took to the court played at least 12 minutes and every player scored as well ... LSU was 4-of-13 from the arc and 16-of-19 from the free throw line (84.2 percent) ... Vandy shot 49.2 percent from the field (32-of-65) and in the same half LSU shot over 58 percent in, the Commodores were shooting 54.8 percent (17-of-31).

## Good Shooting Heading In To This Game

The Tigers enter the Arkansas game off two better shooting performances ... Against Auburn (1/16), the Tigers hit 47.9 percent of its field goal attempt, hitting 23-of-48 shots ... At Vanderbilt (1/19) last Saturday, the Tigers were 28-of-59 for 47.5 percent including a nice 14-of-24 in the final 20 minutes (58.3 percent) ... The Tigers are looking to sustain offensive performance for more of the game and was able to do that, especially in the Vanderbilt game ... The two games marked LSU's highest shooting percentages since the Nov. 30 game against Southern, the last time LSU was over 50 percent from the floor ... LSU has been over 45 percent in the last three SEC games after shooting just 21 percent from the floor in the opener against Miss. State.

LSU was quirky from the field early on, as in eight of the first nine games, LSU shot no worse than 50 percent in the final 20 minutes of games ... After nine games, LSU was hitting 48.4 percent from the field ... But LSU in games against Wichita State (12/19) and Oregon State (12/22), shot 34.5 percent in the second half in both games, shooting 10-of-29 in both games ... It was part of games in which LSU overall also shot in the 30 percentile

range ... Against Washington (12/29), the Tigers came out red hot, making 51.7 percent in the first 20 minutes, before sinking back to a 37.9 half, making ironically one more shot, 11, while attempting the same 29 shots they have attempted for the third straight second half ... Against Tulane (1/3), the Tigers shot just 36.4 percent for the first half, before getting right on the team average of 45.8 percent in the second half and hitting 3-of-5 treys ... Against A&M, the Tigers hit 13-of-26 shots for 50 percent but made 10-of-36 (27.8 percent) in the second half continuing the primary trend of wildly different percentages in the game in the first and second halves.

For the season now, LSU is at 43.4 percent from the field, 12th in the league ... In the four conference games, LSU is shooting at a 39.7 clip, 11th in the league in conference games.

### Scoring High and Low

LSU scored 57 points against Southern in the second half (11/30), the fourth best single scoring half in the John Brady era:

1. **60 - 2nd half - Grambling (1-20-99)**
2. **59 - 1st half - Centenary (1-15-03)**
3. **58 - 2nd half - Tennessee (1-14-06)**
4. **57 - 2nd half - Southern (11-30-07)**

LSU scored 19 points in the first half against Mississippi State (1/9), tied for the ninth fewest points scored in a half in the Brady era:

1. **10 - 1st - Ole Miss (3-3-04)**
2. **14 - 2st - Wisconsin (3-23-00)**
3. **15 - 1st - Mississippi State (1-17-04)**
3. **15 - 1st - Ole Miss (2-7-01)**
5. **16 - 1st - Alabama (2-10-99)**
6. **17 - 1st - Ole Miss (3-9-07)**
7. **18 - 2nd - Ole Miss (2-7-01)**
7. **18 - 1st - Tennessee (1-6-99)**
9. **19 - 1st - Mississippi State (1-9-08)**
9. **19 - 1st - Alabama (2-2-02)**
9. **19 - 2nd - Mississippi State (1-16-99)**

### About Arkansas

Arkansas is 13-5 on the season and 2-2 in the SEC Western Division after losing an 82-69 decision at Georgia last Saturday ... In the game, Charles Thomas led Arkansas with 13 points, while Sonny Weems had 12 points ... Arkansas show 27-of-56 overall and 2-of-11 from the arc ... Georgia shot 50.9 percent from the field (28-of-55) ... John Pelphrey is in his first year as the head coach at the University of Arkansas ... Pelphrey played his college basketball at Kentucky ... He was the head coach at South Alabama for five years before coming to Arkansas ... His 2006 team recorded the biggest turn around in the nation, improving from 10-18 to 24-7, winning the Sun Belt Tournament and a spot in the NCAA Tournament ... The probable Arkansas starters are:

- G - 14 Stefan Welsh (6-2, 185, So., Newport News, Va.) 4.9 ppg, 1.6 rpg, 2.9 apg
- G - 21 Patrick Beverley (6-1, 180, So., Chicago, Ill.) 11.7 ppg, 5.8 rpg, 2.6 apg
- C - 51 Steven Hill (7-0, 245, Sr., Branson, Mo.) 5.1 ppg, 2.8 rpg, 1.9 bpg
- F - 3 Charles Thomas (6-8, 231, Sr., Jackson, Miss.) 10.7 ppg, 5.2 rpg
- F - 13 Sonny Weems (6-6, 203, Sr., West Memphis, Ark.) 13.5 ppg, 4.4 rpg, 2.6 apg

### Trying To Avoid 0-5 In The SEC

The Tigers will be looking to avoid starting 0-5 in the SEC since the 1971-72 season.

### At The PMAC

LSU is 6-3 this year at home with six conference home games remaining to be played ... LSU is 48-10 over the last three-plus years overall ... The Tigers are 201-111 in conference play in the building, 21-5 over the last three seasons.

### The Pete Maravich Assembly Center

This is the 37th season of play in the building and LSU is 419-142 in the building (74.9 percent).

The Tigers are playing at home this year on a brand new wood floor that was installed earlier in the month. The floor was designed by Jason Feirman in the LSU Athletics Publications office and made by Connor Sports Flooring in Arlington, Illinois.

## SEC STANDINGS

### Eastern Division

TEAM	SEC	OVERALL
Tennessee	3-1	16-2
Florida	3-1	16-3
Georgia	2-1	11-5
Vanderbilt	2-2	17-2
Kentucky	2-2	8-9
S. Carolina	1-2	9-8

### Western Division

TEAM	SEC	OVERALL
Miss. State	4-0	13-5
Ole Miss	2-2	15-2
Arkansas	2-2	13-5
Auburn	2-2	11-5
Alabama	0-4	11-8
LSU	0-4	7-11

## CAREER DOUBLE-DOUBLES

### TASMIN MITCHELL (8)

Game	Date	Pts	Reb
Southern	11/18/05	19	12
UL-Laf.	12/17/05	16	11
Duke	3/23/06	10	10
Texas	12/10/06	23	10
UConn	1/6/07	16	10
Ole Miss	1/17/07	19	10
Ole Miss	2/14/07	11	10
McNeese	11/14/07	16	14

### MARCUS THORNTON (3)

Game	Date	Pts	Reb
Ariz. State	11/21/07	18	12
Villanova	12/6/07	15	13
Wichita State	12/19/07	12	11

### ANTHONY RANDOLPH (4)

Game	Date	Pts	Reb
SE La.	11/12/07	19	13
Southern	11/30/07	24	11
Ole Miss	1/12/08	18	11
Vanderbilt	1/19/08	14	19

### CHRIS JOHNSON (1)

Game	Date	Pts	Reb
Chaminade	11/20/07	18	11

## TIGER OPPONENTS IN POLLS

Record at Time of Game	AP	ESPN/ USAT
Villanova (L, 67-68)	25	21
Texas A&M (L, 53-79)	12	10
Ole Miss (L, 71-74)	16	15
Vanderbilt (L, 72-96)	16	14
Tennessee (Feb. 9)	3	5
Florida (Feb. 13)	RV	RV
Ole Miss (Feb 23)	17	15
Miss. State (March 8)	RV	RV

## THE STATISTICS

Overall	LSU	AR
Scoring Average	69.0	73.7
Opp. PPG Average	68.8	64.8
Scoring Differential	+0.2	+8.9
FG Percentage	43.4	47.3
Opp. FG Percentage	41.8	41.2
3PT FG Pct.	32.2	30.8
Opp. 3FG Pct.	32.4	30.9
3 FGs per Game	6.6	4.9
FT Percentage	72.2	67.8
Rebound Avg.	35.3	37.1
Opp. Reb. Avg.	38.3	30.7
Reb. Differential	-3.1	+6.4
Assist Average	11.9	15.3
TO Average	14.6	16.8
Blocks Average	6.3	5.5
Steals Average	6.7	7.9

SEC Stats	LSU	AR
Scoring Average	63.2	70.5
Opp. PPG Average	75.2	72.2
Scoring Differential	-12.0	-1.7
FG Percentage	39.7	47.3
Opp. FG Percentage	49.3	42.1
3PT FG Pct.	27.3	30.0
Opp. 3FG Pct.	36.4	33.0
3 FGs per Game	5.3	5.3
Free Throw Pct.	69.7	62.4
Rebound Avg.	34.5	36.2
Opp. Reb. Avg.	36.2	33.2
Reb. Differential	-1.7	+3.0
Assist Average	8.8	15.0
Turnover Average	12.3	15.3
Blocks Average	2.8	4.0
Steals Average	5.3	6.3

### LSU Scoring Runs

5-0	24
6-0	11
7-0	17
8-0	6
9-0	3
10-0	1
11-0	3
12-0	
13-0	
14-0	1
15-0	
16-0	
17-0	1

### Opp. Scoring Runs

5-0	22
6-0	15
7-0	9
8-0	11
9-0	7
10-0	1
11-0	2
12-0	1
13-0	1
14-0	1
15-0	

## 100th Anniversary Plans Announced; All-Decade Voting For 1940s/1950s Teams Underway; 1960/1970s Teams Ballots Unveiled This Saturday

The LSU Athletics Department on Dec. 21 announced that LSU basketball fans would have a lead role in the celebration of LSU's 100 years of college basketball ... The celebration began this month (Jan. 2008) with the beginning of the selection by the fans of the all-decade teams and will culminate with the announcement of the all-century team at a gala honoring all former players on Jan. 30, 2009, the 100th anniversary of the first university sanctioned intercollegiate basketball contest with Dixon Academy in Covington ... LSU will also have a home televised league game on Jan. 31, 2009 to culminate the year-long celebration.

The voting for the All-Decade teams will take place during the Southeastern Conference games of the 2008 season, beginning with voting for the 1940s and 1950s All-Decade team. The nominees for the team will appear for the first time in the game program on Jan. 16 and fans will be able to vote online at [www.LSUsports.net](http://www.LSUsports.net). Each home game different decades of player nominees will be spotlighted and voting will continue until the end of February. The all-decade teams will be announced at the final home game of 2008, against Alabama on March 5.

The Centennial Committee, composed of former players and coaches from the various decades, media members and historians, will select an early years team representing the first 30 years of the program from 1909-1939.

Those players chosen on the All-Decade teams along with the early team selected by the committee will be eligible for the All-Century team which fans will have the chance to vote on during the summer of 2008. The All-Century team will be picked on a weighted vote of both the fans and the Centennial Committee.

Also beginning in February, [LSUsports.net](http://LSUsports.net) will have a special section where all former players, managers, coaches and trainers can register their contact information so that the committee can locate as many members of the LSU basketball family for the reunion gala in January 2009 ... Finally, LSU fans are asked to begin thinking of their favorite moments in the history of LSU basketball which can also be submitted online. LSU will announce the 100 greatest moments as chosen by the fans and the committee during the 2008-09 basketball season.

## Marcus Thornton With 10 Games Of 20 Or More; Hopes To Keep Firing Them In From Long Range

LSU junior college transfer Marcus Thornton has continued his red-hot play of late, having posted 25-plus point games in each of the last three games - 25 at Ole Miss (1/12), 27 versus Auburn (1/16), 27 at Vandy (1/19). That gives him 10 games of 20 or more points this season and it is the second time this year he has recorded 20-plus games in three consecutive games ... Thornton hit for 20 plus in the first three games of the 2007-08 campaign ... He has equaled his season high of 27 on three occasions this year - the two listed above and the season opener against Southeastern Louisiana (11/12) ... Thornton has been just shy of becoming the first player since 2005 to have 30 points in a game (the complete list can be found in the 20-pointbox on page 11 of the notes).

In the last three SEC games, Thornton has scored 79 points, making 27-of-61 shots, including 12-of-32 three-pointers ... In the SEC, Thornton is averaging 22.8 points per game, second best in the league ... Overall, Thornton is at a team-best 18.7 points per game, also averaging 6.0 rebounds a game ... Thornton overall is fourth in the league in scoring, 14th in rebounding, fourth in free throw percentage (82.4 percent, 61-of-74) and 11th in three-point percentage at 33.6 percent.

Thornton is second in the league in 20-point games with 10, behind only Shan Foster of Alabama with 12.

## The Few, The Proud, The Tigers

The Tigers dressed just eight players against Texas A&M (1/2) but have upped things to nine players at Ole Miss (1/12) with the addition of Quintin Thornton on the roster ... Thornton, no relation to Marcus Thornton, tore his pectoral muscle on the first week of pre-season practice in an individual workout session and was finally cleared to practice on Jan. 8 ... He played three minutes in his first action since Canada as an LSU Tigers against Mississippi State (1/9) and then had a strong 27-minute performance against Ole Miss (1/12) when he was on the floor during the rally as he scored seven points and eight rebounds ... He played 30 minutes in his first start against Auburn (1/12) ... Tasmin Mitchell remains out for the season after surgery for an ankle fracture suffered early in non-conference play and center Chris Johnson is out after breaking a bone in his right hand early in the second half at Tulane (1/2) ... It is hoped that Johnson can return before the end of the season when he can catch the ball and shoot without pain.

## Randolph One Of The Top SEC Freshman; Coming off 19-Rebound Game

Anthony Randolph of Dallas is making his name known as one of the top SEC freshman, averaging 13.8 points per game, 8.6 rebounds, 2.4 blocks per game and 1.3 steals ... His scoring average ranks fifth among league freshman, the rebound average is first, the steals is third and his blocks per game average is first among league freshman ... Overall in the league his rebound average is fourth and he is second in the league in blocked shot average.

After grabbing 19 rebounds at Vandy (1/19), Randolph's rebound average in SEC games is at 11.0, tied for the league lead in conference game rebound average ... Nationally, Randolph's rebound average is ranked 58th nationally and his blocks per game average is ranked 22nd.

## Losing A Lot With Chris Johnson Out

With Chris Johnson out with a broken right hand, the Tigers are without a player who had waited his turn in the system and was helping the Tigers to the tune of 11.5 points per game, 4.8 rebounds and some 2.1 blocks per game ... Johnson in 13 games had scored more points, grabbed more rebounds and played more minutes than his freshman and sophomore years combined ... Johnson ran off seven games, starting with his second start, when he scored in double figures including 19 against Oklahoma State and Washington and 20 against Southern.

## Can't Shake The Trend From Last Year

After winning almost all of the close games in 2006, the streak turned against LSU in 2007, going 1-6 in 2007 in games decided by four points or less last season:

**Wichita State -- L, 53-57**  
**Texas -- L, 75-76 (OT)**  
**Auburn -- W, 65-63**  
**Georgia -- L, 54-57**  
**Alabama -- L, 70-73**  
**Tennessee -- L, 67-70**  
**Ole Miss -- L, 70-71**

Nothing has changed this year as LSU is 1-4 in games of five points or less this season:

**McNeese - W, 76-72**  
**Arizona State (ot) - L, 84-87**  
**Villanova - L, 67-68**  
**Tulane - L, 63-68**  
**Ole Miss - L, 71-74**

With the Ole Miss loss, LSU is now 77-79 in the Brady era in games decided by 10 points or less and 4-6 this season.

## Big-Point Margins

LSU's inability to sustain for 40 minutes this year has put them in some situations where the Tigers have been unable to rally from 20-plus down or unable to hold a 20-point lead:

**Oklahoma State (11/19, in Maui)** - LSU trails by 21 three times in the second half, the last at 55-34 with 15:13 to play ... Tigers go on a 14-0 run to cut the game to nine, 57-48, with 11:35 to play ... Oklahoma State would push the lead back to 11, 78-67 with 3:37 to play before LSU has a 10-2 run to close the game to 80-77 with 1:42 left on a Chris Johnson three-pointer ... The Tigers have an open look at a three-pointer with 51 seconds left to tie but cannot score and OSU wins, 83-77.

**Villanova (12/6, in Philadelphia)** - This time the Tigers couldn't hang on to the big advantage ... Up 21, 54-33, with 9:05 to play, Villanova comes storming back as LSU struggles at the free throw line while Villanova makes 20-of-22 the rest of the game after making 3-of-their-first-12 free throws ... Still down 18 with 6:51 to play, Villanova cuts it under double figures with 2:31 to play, 64-56 ... LSU goes 4-of-11 at the line in the final nine minutes, getting its last three points at the foul line while Villanova sinks the winning shot with 5.9 seconds to play.

**Ole Miss (1/12, in Oxford)** -- LSU was down 60-38 with 10:43 to play before going on an 18-2 run to start LSU back to what would eventually be a five-point deficit at 66-61 with

## TIGER TRENDS

<u>LSU RECORD...</u>	<u>07-08</u>	<u>JB YRS</u>
In November	5-2	39-9
In December	2-3	53-16
In January	0-6	37-51
In February		35-43
In March		27-17
In April		0-1

### LSU vs. AP Ranked Opponents

At home		12-16
On the road	0-4	3-30
Neutral		8-5

### LSU's Record in Games...

Decided by 5 pts or less	1-3	49-47
Decided by 10 pts or less	4-7	77-80
Decided 11 pts or more	3-4	115-56
At night	5-5	139-83
During the day	2-5	53-52
Decided in Overtime	0-1	8-8
Televised	5-9	88-89

### LSU's Record When Scoring...

Less than 60 points	0-3	10-58
60-69 points	2-4	51-50
70-79 points	3-3	61-27
80-89 points	2-1	41-3
90-99 points		23-0
100 or more points		5-0

### LSU's Record When Allowing...

Less than 60 points	3-0	98-16
60-69 points	2-4	65-40
70-79 points	2-4	23-45
80-89 points	0-2	4-32
90-99 points	0-1	0-4
100 or more points		1-0

### LSU's Record When...

Leading at the half	4-4	152-29
Losing at the half	1-7	31-99
Tied at the half	2-0	8-9
Lead 10 minutes left	5-1	162-24
Losing 10 minutes left	0-9	26-108
Tied 10 minutes left	1-2	3-6
Lead 5 minutes left	7-1	166-19
Losing 5 minutes left	0-8	20-110
Tied 5 minutes left	0-2	5-8

### LSU's Record When Shooting...

50% or higher	3-0	91-17
Less than 50%	4-11	100-120
Better than opponent	6-2	159-33
Worse than opponent	1-7	32-101
Even Shooting	0-2	0-3
More 3PT FGs than opp.	5-6	90-37

### LSU's Record When...

Outrebounding opp.	3-2	156-32
Outrebounded by opp.	4-9	33-97
Equal rebounds	-----	2-8

### LSU's Record When Committing...

Fewer TO than opp.	5-2	98-31
More TO than opp.	1-7	81-96
Equal TO	1-2	12-10
15 or fewer TO	5-6	113-59

## COACHING MARKS

### Coaching Tenure in SEC

1. Billy Donovan, Florida	12th season
<b>2. John Brady, LSU</b>	<b>11th season</b>
3. Rick Stansbury, MSU	10th season
3. Mark Gottfried, Ala.	10th season
5. Kevin Stallings, Vandy	7th season
5. Dave Odom, USC	7th season
7. Dennis Felton, UGA	5th season
8. Jeff Lebo, Auburn	4th season
9. Bruce Pearl, Tennessee	3rd season
10. Andy Kennedy, Ole Miss	2nd season
11. Billy Gillispie, Kentucky	1st season
11. John Pelphrey, Arkansas	1st season

### Coaching Tenure at LSU

1. Harry Rabenhorst	29 seasons
2. Dale Brown	25 seasons
<b>3. John Brady</b>	<b>11 seasons</b>
4. Jay McCreary	8 seasons
5. Dr. C. C. Stroud	6 seasons
5. Press Maravich	6 seasons

### Coaching Wins at LSU

1. Dale Brown	448
2. Harry Rabenhorst	340
<b>3. John Brady</b>	<b>191</b>
4. Dr. C. C. Stroud	82
4. Jay McCreary	82

### Coaching Wins in SEC

(through play on January 22)

1. Billy Donovan, Fla.	277
2. Rick Stansbury, MSU	198
3. Mark Gottfried, Ala.	192
<b>4. John Brady, LSU</b>	<b>191</b>
5. Kevin Stallings, Vandy	161
6. Dave Odom, USC	123
7. Dennis Felton, UGA	69
8. Bruce Pearl, Tennessee	62
9. Jeff Lebo, Auburn	54
10. Andy Kennedy, Ole Miss	36
11. John Pelphrey, Arkansas	13
12. Billy Gillispie, Kentucky	8

### All-Time Wins--SEC

(through play on January 22)

1. Adolph Rupp, UK	875
<b>2. Dale Brown, LSU</b>	<b>448</b>
3. C. M. Newton, UA/VU	340
<b>3. Harry Rabenhorst, LSU</b>	<b>340</b>
5. Tubby Smith	308
6. Joe B. Hall, Kentucky	297
6. Hugh Durham, Georgia	297
8. Ray Mears, Tennessee	278
8. Roy Skinner, Vanderbilt	278
10. Billy Donovan, Florida	277
---	
15. Norm Sloan, Florida	232
16. Rick Pitino, Kentucky	219
17. Joel Eaves, Auburn	214
18. Don DeVoe, Tenn, Fla.	211
19. Eddie Fogler, Vandy/SC	204
20. Rick Stansbury, Miss. St.	198
21. Bob Polk, Vanderbilt	197
22. Mark Gottfried, Alabama	192
<b>23. John Brady, LSU</b>	<b>191</b>
23. Richard Williams, MSU	191
---	
30. Kevin Stallings, Vandy	161

2:19 to play ... Ole Miss scored the next six points to take a 73-61 lead with 57 seconds to play, but Anthony Randolph tipped in a shot with 44 seconds left to cut it 10 and after a turnover, two Randolph free throws cut the game to eight with 37 seconds left ... LSU fouled on the ensuing possession and after a missed free throw, Marcus Thornton hit a three to get the game to 73-68 with 24 seconds left ... LSU called timeout again and after a turnover, Marcus Thornton hit an NBA-type three and suddenly LSU was down just two, 73-71 ... LSU fouled with 13 seconds left and Ole Miss made one free throw making it 74-71 ... The Tigers were unable to get a good look at a final three-pointer as the game ended.

### **Garrett Temple In School Top 10 In Career Assists, Blocks**

The junior, who has spent much of his career dishing out timely assists and through 18 games this year leads the team with 59 assists ... That gives him a total of 296 career assists, ninth best all time at LSU (complete list in career box on page 11 of notes) ... He has 111 career steals and is 25 short of moving into the top 10 in that category at LSU ... Against Oregon State (12/22), he blocked two shots to move into the school top 10 list for blocked shots and now has 84 for his career, ninth all-time at LSU ... Temple is tied for 15th in assists in the league with a 3.28 average ... He has posted double figure games each of the last three games and in the league games is third on the team in scoring average at 11.8 points per game.

### **Scoring Issues**

Through the first nine games, LSU was working at one of the best scoring rates of the John Brady era, averaging 77.1 points per game while giving up an average of 65 points ... In the second nine games of the season, the Tigers have, after scoring in the 70s in two of the last three games, averaged 60.9 points while giving up an average of 72.1 points, going 1-8 in the process ... LSU has seen its season average drop to 69.0 points per game, compared to 68.8 for the opposition ... In the four conference games, LSU is averaging 63.2 points per game and 65.2 for the opponents.

Defense has been one of the trademarks of the John Brady era at LSU ... When LSU lost to Arizona State, 87-84, in overtime (11/21), it marked only the third time in the 11 years of the Brady era that LSU has scored 80 or more points and not won the game ... The other two times came in December 2004 at Biloxi against Southern Miss when LSU lost 88-84 in overtime and in November 2005 when LSU lost at home to Houston, 84-83.

LSU is 69-3 when scoring 80 or more points in the Brady era and also a good 129-30 (81.1%) when scoring 70 or more ... The Vanderbilt game Saturday marked just the 41st time the Tigers have allowed 80 or more points in the Brady era and LSU is 5-37 when they allowed 80 or more points ... The Tigers are 1-5 when allowing 90 or more points in a game.

### **Florida, LSU Still Have Best Home Win Marks update**

Since the start of the 2002-03 season, Florida and LSU far and away have the most home wins of any team in the Southeastern Conference:

<b>Florida 84</b>
<b>LSU 74</b>
<b>Vanderbilt 70</b>
<b>Tennessee 69</b>
<b>Alabama 67</b>
<b>Arkansas 62</b>
<b>Kentucky 62</b>
<b>South Carolina 58</b>
<b>Mississippi St. 56</b>
<b>Auburn 56</b>
<b>Georgia 56</b>
<b>Ole Miss 50</b>

### **Total SEC Wins Since 2005 Has LSU Near Top**

LSU, since the start of league play in 2005, is also near the top of the league in total conference wins:



Florida 38  
 Kentucky 33  
 LSU 31  
 Tennessee 31  
 Alabama 29  
 Vanderbilt 27  
 Mississippi State 26  
 Arkansas 25  
 South Carolina 18  
 Ole Miss 18  
 Auburn 17  
 Georgia 17

### Louisiana Home Win Streak

LSU completed its home slate of games against Louisiana schools Dec. 15 against Northwestern State with LSU winning all five of its games this year (Southeastern Louisiana, McNeese State, Nicholls State, Southern and Northwestern State), extending LSU's winning streak in the Maravich Center against Louisiana schools to 67 games ... LSU last lost to a Louisiana school in the PMAC on Dec. 6, 1988 when Louisiana Tech beat LSU in overtime, 111-109 ... The present streak started two nights later on Dec. 8, 1988 when the Tigers defeated McNeese State ... A total of 42 of those wins have come in the John Brady era.

### Learning To Play Without Tasmin Mitchell

The Tigers have had to learn to play without a staple of the last two years in the LSU lineup, junior forward Tasmin Mitchell ... Mitchell, who started every game in his freshman and sophomore seasons is probably out for the remainder of the year after undergoing surgery on his left ankle for a stress fracture of his shin bone ... Mitchell averaged 11.4 points a game during LSU's Final Four season in 2006 and then averaged 14.5 points last season ... Mitchell was a pre-season coaches All-SEC selection for the 2007-08 season ... Mitchell started the first three games of the season, to run his consecutive game starting streak to 71, but had to go to the bench in pain after just six minutes of the LSU-Oklahoma State game in Maui (11/21) ... He underwent surgery on Nov. 29 and while the recovery and rehab process is six-to-eight weeks, it is expected that he will use a medical redshirt and be available for two more seasons for LSU.

### John Brady in Elite Company

Brady's two SEC titles (2000, 2006) make him one of just 15 coaches in SEC history to have won at least two SEC regular season titles joining Adolph Rupp (27), Joe Hall (8), Tubby Smith (5), Dale Brown and Babe McCarthy (4), Ray Mears, C. M. Newton, Billy Donovan and Harry Rabenhorst (3) and Brady, Eddie Fogler, Rick Pitino, Nolan Richardson, Ray Skinner and John Mayer (2).

As far as Division championships, only four coaches -- Tubby Smith (7), Rick Pitino, Nolan Richardson and Billy Donovan (4) have won more division titles than John Brady (3).

Brady is also one of just 12 coaches all-time in the SEC to have taken a team to an NCAA Final Four.

This is Brady's 11th as the head coach at LSU, the third longest tenure for an LSU coach behind Harry Rabenhorst (29) and Dale Brown (25) ... His 191 wins is the third most in school history ... Of the school's 1,353 wins, those three coaches are responsible for 979 wins or 72.3 percent of the total wins in LSU basketball's 100 years.

### Brady 23rd On SEC All-Time Coaching List

Brady's 191 career wins at LSU has him listed as the 23rd winningest coach all-time in the Southeastern Conference as of the start of league play ... Mississippi State coach Rick Stansbury is ahead of him with 198 wins with Alabama's Mark Gottfried at 192 career wins ... Brady is tied with former Mississippi State coach Richard Williams next at 191 ... Brady needs six wins to move into the top 20 all-time in wins in the SEC.

### NBA Playing With Five Former Tigers On Rosters

The National Basketball Association presently has five former LSU Tigers on its rosters:

Brandon Bass -- 3rd yr -- Dallas Mavericks (first year after two with New Orleans)  
 Glen Davis -- rookie year -- Boston Celtics (2nd round draft pick)  
 Shaquille O'Neal -- 16th yr -- Miami Heat (3rd team to play with after Orlando, LA)  
 Stromile Swift -- 8th year -- Memphis Grizzlies (drafted 3rd by Vancouver in 2000)  
 Tyrus Thomas -- 2nd yr -- Chicago Bulls (4th pick 2006 by Portland, traded to Chicago)

## SCORING BREAKDOWN

CLASS	PTS	PCT.			
Freshmen	376	30.3			
Sophomores	33	2.6			
Juniors	811	65.3			
Seniors	22	1.8			
SCORING	PTS	PCT.			
Starters	1034	83.2			
Bench	208	16.7			
POINTS IN PAINT	PTS	APG			
LSU	488	27.1			
Opponents	542	30.1			
POINTS OFF TO	PTS	APG			
LSU	282	15.7			
Opponents	266	14.8			
BENCH SCORING	PTS	APG			
LSU	208	11.5			
Opponents	343	19.0			
FT% LAST 5 MINUTES		PCT			
LSU (8-10, 80.0-SEC)	57-83	68.7			
Opponents (11-21, 52.4-SEC)	69-90	73.3			
FG% LAST 5 MINUTES		PCT			
LSU (13-38, 34.2-SEC)	62-142	43.7			
Opponents (15-23, 65.2-SEC)	56-132	43.9			
3FG% LAST 5 MINUTES		PCT			
LSU (5-20, 25.0-SEC)	18-64	28.1			
Opponents (2-8, 25.0-SEC)	10-48	20.8			
W-L RECORDS OF STARTING LINEUPS					
1-0 -- Temple, Martin, M. Thornton, Randolph, Mitchell					
1-1 -- Martin, M. Thornton, Johnson, Randolph, Mitchell					
5-5 -- Martin, M. Thornton, Johnson, Temple, Randolph					
0-2 -- Spencer, Martin M. Thornton, Temple, Randolph					
0-1 -- Temple, Martin, M. Thornton, Randolph, Green					
0-2 -- Temple, Farr, M. Thornton, Randolph, Q. Thornton					
LEADING SCORERS --	M. Thornton 12, Randolph 4, Johnson 1, Martin 1				
LEADING REBOUNDERS --	Randolph 11, M. Thornton 5, Johnson 2, Mitchell 1, Martin 1				
LEAD ASSISTS --	Temple 9, Martin 4, Randolph 4, Spencer 3, Mitchell 2, M. Thornton 2				
DUNKS --	Randolph 24, Johnson 15, Green 4, Temple 2, M. Thornton 2, Martin 1, Q. Thornton 1				
DOUBLE FIGURE SCORING GAMES --	M. Thornton 16, Randolph 15, Martin 9, Johnson 8, Temple 5, Spencer 4, Mitchell 1				
DOUBLE DOUBLE --	Randolph 4, Thornton 3, Mitchell 1, Johnson 1				
NO. OF DOUBLE FIGURES BY GAME					
1	2	3	4	5	6/more
	5	5	8		

## STREAKING

### Consecutive Games in Double Figures

Anthony Randolph 8  
Marcus Thornton 5  
Garrett Temple 3

### Consecutive Games Without Fouling Out

Tasmin Mitchell 28  
Alex Farrer 28  
Marcus Thornton 18  
Bo Spencer 18  
Garrett Green 14  
Anthony Randolph 10  
Greg Terrebbonne 8  
Chris Johnson 8  
Garrett Temple 4  
Quintin Thornton 4  
Terry Martin 1

### Consecutive Gms. 3PT FG

Marcus Thornton 3  
Alex Farrer 1  
Terry Martin 1

### Consecutive Games Scored in

Anthony Randolph 18  
Marcus Thornton 16  
Chris Johnson 14  
Garrett Temple 6  
Alex Farrer 3  
Quintin Thornton 3  
Bo Spencer 3  
Terry Martin 1

### Consecutive Games Started

Anthony Randolph 18  
Marcus Thornton 18  
Garrett Temple 14  
Quintin Thornton 2  
Alex Farrer 2

## IN NCAA STATISTICS

### Team

Field Goal Pct. Def:	41.8%	91st
Free Throw Pct:	72.2%	68th
Blocks	6.3	12th

### Individual

Pts - Marcus Thornton	18.7	59th
Reb-Antony Randolph	8.6	58th
Blocks - A. Randolph	2.4	22nd

## Three-Point Shooting Notes

The Tigers are averaging 6.6 treys a game, while averaging 20.4 attempts a game ... The Tigers are on pace to be close to the school record of 614 attempts taken by the 1995-96 team ... LSU is on pace as well to make 200 treys for only the fourth time since the shot was instituted in the late 1980s.

In the Arizona State (11/21) game, LSU's 33 attempts was just seven shy of the school record for attempts ... In fact, Marcus Thornton's 12 attempts in that game was the first time anyone had attempted more than 10 three-pointers in a game since Torris Bright in 2002 ... Against Oregon State (12/22), Thornton's six makes was the first time someone made at least six attempts since Antonio Hudson against Louisiana-Lafayette in November 2004 ... He equaled that in the Auburn game (1/15).

For the season, LSU is hitting at 32.2 percent (118-of-367) ... LSU hit 10 treys against Oregon State (12/22), the third time LSU was in double figures from the arc (11 vs. Oklahoma State 11/19; 12 vs. Arizona State, 11/21; and 10 versus Oregon State (12/22) ... For the season, opponents are making 6.0 a game and 31.6 percent (102-of-323).

## Rebounding

After being out rebounded in nine straight games, the Tigers have come back in the last two to finish with plus advantages in the final totals.

In that nine-game stretch LSU was out rebounded by a total of 85 boards:

**Villanova -4 (39/43)**  
**Northwestern State -14 (34/48)**  
**Wichita State -19 (31/50)**  
**Oregon State -10 (33/43)**  
**Washington -5 (33/38)**  
**Tulane -10 (30/40)**  
**Texas A&M -9 (31/40)**  
**Miss. State -11 (36/47)**  
**Ole Miss -4 (35/39)**  
**Auburn +1 (29/28)**

The Wichita game was the first time an opponent had recorded 50 rebounds against LSU since the Wyoming game of Jan. 2001 ... The problem is most noticeable on the offensive boards where LSU was out rebounded 20-5 on the offensive glass by Northwestern State and 17-9 in the Wichita State game ... LSU has been out rebounded in 13 of the 18 games this season.

The last two games, LSU has out rebounded SEC opponents Auburn and Vanderbilt:

**Auburn +1 (29-28)**  
**Vanderbilt +7 (38-31)**

In past years, LSU's out rebounding opponents has been a key component in LSU winning: 21-5 when having the most boards in 2006 and 16-6 a year ago ... The Tigers have won 156 of 188 games (82.9 percent) in the Brady era when out rebounding the opponent ... The Vanderbilt game (1/19) marked the second time in five games in which LSU had more rebounds than the Tigers didn't win ... LSU has averaged more rebounds than the opponents in each of the first 10 seasons of the Brady era ... But right now the difference has swung to the opponents as far as rebound differential.

The Oregon State game marked just the 33rd time in 130 games in the John Brady era that LSU was able to win a game when out rebounded by the opposition.

LSU is averaging 35.3 boards a game, while giving up 38.3 rebounds a game.

LSU is -61 to the opponents in offensive rebounds with opponents having kept possessions alive 250 times, compared to 189 for the Tigers.

## Free Throw Percentage

The Tigers free throw percentage took a big hit when LSU was below 50 percent for the first time in a game since the national semifinals of 2006 when LSU made just 7-of-15 (46.7 percent) at Ole Miss (1/12) ... But in the last two games, LSU hit a combined 30-of-38 against Auburn (1/16) and at Vandy (1/19) (78.9 percent) to get back on track at the line.

The Tigers are 226-of-313 or 72.2 percent, fourth best in the league ... Last season, the Tigers hit 70 percent at the free throw line, making 403-of-572 free throws during the 32-game season ... It was just the second time in the Brady era that an LSU team made 70 percent of their free throws and just missed the top 10 for school all-time free throw percentage marks.

The other time the Tigers were over 70 percent was in Coach Brady's eighth year (2004-05) when LSU was 500-of-685 from the line or 73.0 percent ... Last year was the fewest free throw attempts of any team in the Brady era.

In the four conference games this year, LSU is 46-of-66 (66.9 percent).

## Tall and Lean Tigers Blocking Shots

Well, the Tigers were tall and lean before Chris Johnson's broken hand, but this has been a team that could block shots and Anthony Randolph is one of the league and national leaders.

However, the Tigers could not block a shot against Auburn (1/16), the first time the Tigers had zero blocks in a game since January of 2001 against South Carolina.

The blocks have come easily at times but that also can be a double-edge sword as sometimes the blocks are coming from behind shooters driving to the goal after beating defenders to the goal ... But none-the-less, it is a good category number for the Tigers.

The Tigers blocked 14 shots at Villanova (12/6), just two shots off the school record of 16 set by the Shaquille O'Neal-Stanley Roberts team of 1990.

The Tigers cumulative total of blocks last year, 155, ranked sixth all-time at LSU as the Tigers averaged 4.8 blocks per game ... This season, LSU has 113 blocks, an average of 6.3 a game ... The Tigers are second in the league and 12th in the nation ... Nine players have blocked shots this year, led by the 43 of Anthony Randolph.

LSU needs just seven blocks to crack the top 10 on the team single-season school block list at 120.

## O Canada

The LSU season got off to an early start thanks to a three-game exhibition tour of Canada over the Labor Day weekend ... The Tigers played games and won at the University of Guelph (92-60), York University (101-67) and the University of Toronto (82-55) ... Marcus Thornton, the junior college transfer, led the Tigers on the trip averaging 26.0 points per game as the guard hit 32-of-55 field goal attempts and more importantly 11 three-pointers in 25 attempts (44 percent) ... Anthony Randolph averaged 13.3 points and a team best 6.7 rebounds, while veterans Terry Martin (13.0 points) and Mitchell (11.0 points) averaged in double figures.

LSU as a team shot 48 percent from the floor and 36.9 percent from the international three-point arc, some 30 percentage points higher than a season ago.

LSU's decision to wait until the Labor Day Weekend to go on a trip outside the United States allowed the newcomers to join the veterans on the trip and allowed for a week of practice prior to leaving for Canada.

## Tigers Sign Four On First Day Of Fall Signing Period

The LSU Athletics Department announced on Wednesday that four student-athletes have signed national letters-of-intent with the LSU men's basketball team. Signing with the Tigers were:

**J'Mison Morgan - Dallas (Texas) South Oak Cliff High - 6-10 center**

**Storm Warren - Monroe (La.) Richwood High School - 6-6 forward**

**Delwan Graham - Dunwoody (Ga.) High School - 6-7 small forward**

**Dennis Harris - Jonesboro (Ga.) Mundy's Mills High School - 6-10 combo forward**

Morgan is rated No. 23 in the country by Rivalshoops.com and 29th by Scoutshoops.com after averaging 13 points, nine rebounds and five blocks per game last season. He was the District 14-4A defensive MVP and was named first-team Class 4A All-State by the Texas Association of Basketball Coaches ... Warren, ranked the 31st best power forward in the country by Scoutshoops.com, averaged 22.3 points, 18.1 rebounds and nine blocks a contest last year for Richwood as the Rams advanced to the Class 3A state semifinals. He was a first team All-State selection by the Louisiana Sports Writers Association ... Delwan Graham, ranked 68th in the country by Scoutshoops.com, averaged 18.6 points per game and 11 rebounds in earning first team Class 3A All-State honors by the Georgia Coaches Association. Dunwoody was 27-4 last season after winning the state crown in Graham's sophomore season ... Harris' Mundy Mills team is 60-24 the last three seasons, with three consecutive playoff appearances, including a regional championship and a trip to the Class 5A state tournament in 2007. The 3-star Rivalshoops.com and Scoutshoops.com player averaged 19 points and 11 rebounds in earning an honorable mention All-Metro by the Atlanta Journal Constitution. He scored a 1300 on the SAT and carries a 3.7 GPA.

## Next - Tigers Spend Next Week On the Road; Wednesday at Auburn; Next Saturday at Alabama

It will be a road week for LSU next week ... This coming Wednesday the Tigers will have their second meeting with Auburn in a two-week period at Beard-Eaves-Memorial Coliseum in Auburn at 7 p.m. ... There is no television for the contest ... Next Saturday, LSU and Alabama will meet for the first time this season at the Maravich Center ... The contest is set for 2 p.m. and the game will be televised live on Raycom Sports ... Both games will be available on the LSU Sports Radio Network ... Tickets are available at [www.LSUsports.net](http://www.LSUsports.net) for \$14 for adults and \$5 for youth (ages 3-12).

## CAREER RECORDS

### LSU ASSIST LEADERS

1. Kenny Higgs	1974-78	645
2. Ethan Martin	1977-81	638
3. Torris Bright	2000-03	544
4. Pete Maravich	1967-70	425
5. Derrick Taylor	81-82; 83-86	401
6. Mike Darnall	1972-75	399
7. Darrel Mitchell	2002-06	367
8. Ricky Blanton	84-86; 87-89	314
9. Garrett Temple	active	296

### LSU STEAL LEADERS

1. Clarence Ceasar	1991-95	310
2. Ethan Martin	1977-81	279
3. Torris Bright	2000-03	246
4. Darrel Mitchell	2002-06	219
5. Derrick Taylor	81-82; 83-86	207
6. Jerry Reynolds	1982-85	194
7. Darryl Joe	1986-88	173
8. Jermaine Williams	1998-02	154
9. Leonard Mitchell	1980-84	151
10. Vernel Singleton	1988-92	136
10. Johnny Jones	1980-84	136
--		
xx. Garrett Temple	active	111

### LSU BLOCK LEADERS

1. Shaquille O'Neal	1989-92	412
2. Stromile Swift	1998-00	130
3. Glen Davis	2004-07	110
4. Brandon Bass	2003-05	104
5. Jose Vargas	1984-88	100
6. Tyrus Thomas	2005-06	99
7. Lionel Green	1975-79	94
8. Jaime Lloreda	2002-04	89
9. Garrett Temple	active	84

## 20-POINT GAMES

27-Marcus Thornton, at Vandy (1/19)
27-Marcus Thornton, vs. Auburn (1/16)
27-Marcus Thornton, vs. SE La. (11/12)
25-Marcus Thornton, at Ole Miss (1/12)
24-Anthony Randolph, vs. Southern (11/30)
24-Marcus Thornton, vs. Nicholls (11/28)
24-Marcus Thornton vs. McNeese (11/14)
22-Marcus Thornton vs. NW State (12/15)
22-Marcus Thornton vs Southern (11/30)
21-Anthony Randolph, vs. Nicholls (11/28)
21-Anthony Randolph, vs. Arizona State (11/30)
20-Marcus Thornton, vs. Ore. St. (12/22)
20-Chris Johnson, vs. Southern (11/30)
20-Marcus Thornton vs. Okla. St. (11/19)

## Single Season Records

### **LSU BLOCK LEADERS**

1. Shaquille O'Neal	1991-92	157
2. Shaquille O'Neal	1990-91	140
3. Shaquille O'Neal	1989-90	115
4. Tyrus Thomas	2005-06	99
5. Stormile Swift	1999-00	95
6. Jaime Lloreda	2002-03	61
6. Lionel Green	1978-79	61
8. Stanley Roberts	1989-90	60
9. Brandon Bass	2003-04	56
10. Brandon Bass	2004-05	48

---

\*\* Anthony Randolph 2007-08 44

### **LSU TEAM BLOCK LEADERS**

1. 2005-06	236
2. 1989-90	225
3. 1991-92	206
4. 1990-91	198
5. 1999-00	180
6. 2006-07	155
7. 2002-03	132
8. 2004-05	127
9. 2003-04	122
10. 1994-95	120

---

\*\* 2007-08 113

### **LSU TEAM FT PCT. LEADERS**

1. 1988-89	.770
2. 1985-86	.750
3. 1963-64	.737
4. 2004-05	.730
5. 1969-70	.727
6. 2007-08	.722
7. 1972-73	.720
8. 1984-85	.714
8. 1967-68	.714
10. 1979-80	.710

# The Last Time LSU ...

## ALL GAMES

### Scoring

Less Than 50 points .....	39 -- vs. Miss. State (39-61), 1/9/08
50-59 points .....	53 -- at Texas A&M (79-53), 1/5/08
60-69 points .....	67 -- vs. Auburn (67-74), 1/16/08
70-79 points .....	76 -- at Vanderbilt (76-92), 1/19/08
80-89 points .....	82 -- vs. Northwestern St. (82-58), 12/15/07
90-99 points .....	92 -- vs. Miss. Valley (92-58), 12/28/06
100 or more points .....	104 -- vs. Nicholls State (104-57), 11/21/05

### Opponents Scoring

Less than 50 points .....	45 -- by Southern (45-88), 11/30/07
50-59 points .....	58 -- by Northwestern St., (58-82), 12/15/07
60-69 points .....	61 -- by Miss. State (61-39), 1/9/08
70-79 points .....	74 -- by Auburn (74-67), 1/16/08
80-89 points .....	87 -- by Arizona State (87-84), 11/21/07
90-99 points .....	92 -- by Vanderbilt (92-76), 1/19/08
100 or more points .....	101 -- by Ohio State (101-113), 1-15-05

### Field Goal Percentage

Shot 20-29 percent .....	21.2 -- vs. Miss. State (14-66), 1/9/08
Shot 30-39 percent .....	37.1 -- at Texas A&M (23-62), 1/5/08
Shot 40-49 percent .....	47.5 -- at Vanderbilt (28-59), 1/19/08
Shot 50-59 percent .....	53.8 -- vs. Southern (35-65), 11/30/07
Shot 60-69 percent .....	60.9 -- vs. Ole Miss (28-46), 2/14/07
Shot 70 percent or above .....	70.3 -- vs. Centenary (45-64), 1-15-03

### Opponents Field Goal Percentage

Shot 20-29 percent .....	24.6 -- by Southern (16-65), 11/30/07
Shot 30-39 percent .....	31.0 -- by Northwestern St. (22-71), 12/15/07
Shot 40-49 percent .....	49.2 -- by Vanderbilt (32-65), 1/19/08
Shot 50-59 percent .....	54.7 -- by Auburn (29-53), 1/16/08
Shot 60-69 percent .....	60.0 -- by W. Va. (33-55), 11-27-04

### Three-Point FG Percentage

Shot less than 10 percent .....	0.0 -- vs. UCLA (NCAA FF) (0-6), 4/1/06
Shot 10-19 percent .....	11.8 -- vs. Miss. State (2-17), 1/9/08
Shot 20-29 percent .....	29.2 -- vs. Auburn (7-24), 1/16/08
Shot 30-39 percent .....	30.8 -- at Vanderbilt (4-13), 1/19/08
Shot 40-49 percent .....	43.5 -- vs. Oregon State (10-23), 12/22/07
Shot 50-59 percent .....	57.1 -- at Ole Miss (4-7), 2/14/07
Shot 60 percent or more .....	63.6 -- vs. Georgia (7-11), 1/25/06

### Opponents Three-Point FG Percentage

Shot less than 10 percent .....	7.1 -- by Georgia (1-14), 1/25/06
Shot 10-19 percent .....	10.5 -- by Wichita State (2-19), 12/19/07
Shot 20-29 percent .....	22.2 -- by Miss. State (4-18), 1/9/08
Shot 30-39 percent .....	30.0 -- by Ole Miss (6-20), 1/12/08
Shot 40-49 percent .....	45.0 -- by Vanderbilt (9-2), 1/19/08
Shot 50-59 percent .....	52.2 -- by McNeese State (12-23), 11/14/07
Shot 60 percent or more .....	61.5 -- by Washington (8-13), 12/20/06

### Free Throw Percentage

Shot less than 50 percent .....	46.7 -- at Ole Miss (7-15), 1/12/08
Shot 50-59 percent .....	50.0 -- at Texas A&M (4-8), 1/5/08
Shot 60-69 percent .....	69.2 -- vs. Miss. State (9-13), 1/9/08
Shot 70-79 percent .....	73.7 -- vs. Auburn (14-19), 1/16/08
Shot 80-89 percent .....	84.2 -- by Vanderbilt (16-19), 1/19/08
Shot 90-99 percent .....	93.5 -- vs. Ohio State (29-31), 1-15-05
Shot 100 percent .....	100.0 -- vs. Alabama (9-9), 1/31/07

### Rebounds

Had 20-29 rebounds .....	29 -- vs. Auburn, 1/16/08
Had 30-39 rebounds .....	38 -- at Vanderbilt, 1/19/08
Had 40-49 rebounds .....	41 -- vs. Chaminade, 11/20/07
Had 50-59 rebounds .....	52 -- vs. Southern, 11/30/07
Had 60 or more rebounds .....	60 -- vs. Troy State, 12-22-98

### Opponent Rebounds

Less than 20 rebounds .....	19 -- by South Carolina, 1-12-05
20-29 rebounds .....	28 -- by Auburn, 1/16/08
30-39 rebounds .....	31 -- by Vanderbilt, 1/19/08
40-49 rebounds .....	47 -- by Miss. State, 1/8/08
50-59 rebounds .....	50 -- by Wichita State, 12/19/07

### Assists

Less than 5 assists .....	4 -- vs. Miss. State, 1/9/08
5-10 assists .....	8 -- at Vanderbilt, 1/19/08
11-15 assists .....	12 -- vs. Auburn, 1/16/08
16-20 assists .....	17 -- at Northwestern St., 12/15/07
21-25 assists .....	21 -- vs. Miss. Valley, 12/28/06
26-30 assists .....	26 -- vs. ULM, 11/19/06
31 or more assists .....	33 -- vs. Georgia State, 12-28-94

### Opponent Assists

Less than 5 assists .....	4 -- by Southern, 11/30/07
5-10 assists .....	10 -- by Villanova, 12/6/07
11-15 assists .....	15 -- by Auburn, 1/16/08
16-20 assists .....	17 -- by Auburn, 2/28/07
21-25 assists .....	21 -- by Vanderbilt, 1/19/08
26-30 assists .....	28 -- by Fresno State, 11-26-97
31 or more assists .....	33 -- by Kentucky, 1-16-96

### Blocks

0 blocks .....	0 -- vs. Auburn, 1/16/08
1-5 blocks .....	3 -- at Vanderbilt, 1/19/08
6-10 blocks .....	6 -- vs. Oregon State, 12/22/07
11-15 blocks .....	14 -- at Villanova, 12/6/07
16 or more blocks .....	16 -- vs. Texas, 1-2-90

### Opponent Blocks

0 blocks .....	0 -- by Nicholls, 11/28/07
1-5 blocks .....	3 -- by Vanderbilt, 1/19/08
6-10 blocks .....	10 -- by Miss. State, 1/9/08
11-15 blocks .....	11 -- by UConn, 1/6/07

### Steals

0 steals .....	0 -- vs. Georgia Tech, 3-17-90
1-5 steals .....	3 -- at Vanderbilt, 1/19/08
6-10 steals .....	6 -- by Auburn, 1/16/08
11-15 steals .....	12 -- vs. Northwestern State, 12/15/07
16 or more steals .....	22 -- vs. Arkansas, 2-17-01

### Opponent Steals

0 steals .....	0 -- by Florida, 2/19/05
1-5 steals .....	2 -- by Ole Miss, 1/12/08
6-10 steals .....	7 -- by Vanderbilt, 1/19/08
11-15 steals .....	11 -- by Washington, 12/29/07
16 or more steals .....	16 -- by Miami (Fla.), 12-27-01

# The Last Time An LSU Player..

## ALL GAMES

Scored 20-24 points .....	20	Marcus Thornton, vs. Oregon State, 12/22/07
Scored 25-29 points .....	27	Marcus Thornton, at Vanderbilt, 1/19/08
Scored 30-34 points .....	32	Darrel Mitchell, vs. Ohio State, 1-15-05
Scored 35-39 points .....	35	Maurice Carter, vs. Arkansas, 1-2-99
Scored 40-45 points .....	40	Ronnie Henderson, vs. Alabama, 2-11-95
Scored 45-49 points .....	46	Chris Jackson, vs. Vanderbilt, 2-18-90
Scored 50-54 points .....	51	Chris Jackson, vs. Texas, 1-2-90
Scored 55-59 points .....	55	Chris Jackson, vs. Ole Miss, 3-4-89
Scored 60 or more.....	64	Pete Maravich, vs. Kentucky, 2-21-70
Scored double figures in 5 straight games.....	8	Anthony Randolph, 12/22/07 to 1/19/08
.....	5	Marcus Thornton, 1/5/08 to 1/19/08
Scored double figures in 10 straight games.....	10	Tasmin Mitchell 1/3/107 to 3/3/07
Scored double figures in 15 straight games.....	48	Glen Davis, 3/5/05 to 12/17/06
Scored double figures in 20 straight games.....	48	Glen Davis, 3/5/05 to 12/17/06
Scored double figures in 25 straight games.....	48	Glen Davis, 3/5/05 to 12/17/06
Scored double figures in 30 straight games.....	48	Glen Davis, 3/5/05 to 12/17/06
Scored double figures in 35 straight games.....	48	Glen Davis, 3/5/05 to 12/17/06
Scored double figures in 40 straight games.....	48	Glen Davis, 3/5/05 to 12/17/06
Scored double figures in 45 or more straight game .....	48	Glen Davis, 3/5/05 to 12/17/06
Scored 20 points or more in 2 straight games .....	2	Marcus Thornton, 27 vs. Auburn (1/16/08); 27 at Vandy (1/19/08)
Scored 20 points or more in 3 straight games .....	3	Marcus Thornton, 25 at Ole Miss (1/12/08); 27 vs. Auburn (1/16/08); 27 at Vandy (1/19/08)
Scored 20 points or more in 4 straight games .....	4	Glen Davis, 20 at Tulane, 12/2/06; 24 vs. Texas A&M, 12/5/06; 21 vs. Texas, 12/10/06; 22 at Oregon State, 12/17/06
Scored 20 points or more in 5 straight games .....		
Scored 30 points or more in consecutive games.....	3	Ronnie Henderson, 40 vs. Alabama, 2-11-95; 30 vs. Ole Miss, 2-15-95; 33 vs. Georgia, 2-18-95
.....		
Made 10-14 field goals in a game.....	10	Marcus Thornton, at Vanderbilt (1/19/08)
Made 15 or more field goals in a game .....	18	Shaquille O'Neal, vs. Northern Arizona, 12-28-91
Attempted 15-19 field goals in a game .....	17	Anthony Randolph, at Texas A&M, 1/5/08
.....	16	Marcus Thornton, at Texas A&M, 1/5/08
Attempted 20-24 field goals in a game .....	21	Marcus Thornton, at Vanderbilt, 1/19/08
Attempted 25-29 field goals in a game .....	25	Ronnie Henderson, vs. Nicholls State, 1-23-96
Attempted 30 or more field goals in a game .....	34	Ronnie Henderson, vs. Oklahoma State, 12-20-94
Made 5 three pointers in a game .....	5	Terry Martin, vs. Auburn, 1/13/07
Made 6-9 three pointers in a game.....	6	Marcus Thornton, vs. Auburn, 1/16/08
Made 10 or more three pointers in a game .....	10	Chris Jackson, vs. Tennessee, 2-10-90
Attempted 7 three pointers in a game .....	7	Marcus Thornton, vs. Southern, 11/30/07
Attempted 8-10 three pointers in a game .....	10	Marcus Thornton, at Ole Miss, 1/12/08
Attempted 11 or more three pointers in a game .....	16	Marcus Thornton, vs. Auburn, 1/16/08
Had 10-14 rebounds .....	11	Anthony Randolph, at Ole Miss, 1/12/08
Had 15-19 rebounds .....	19	Anthony Randolph, at Vanderbilt, 1/19/08
Had 20 or more rebounds.....	21	Jaime Lloreda, vs. McNeese State, 11-24-03

# The Last Time An LSU Player..

## ALL GAMES

Had 10 or more rebounds in 2 straight games .....	2	Glen Davis, 18 vs. Arkansas, 2/10/07; 10 at Ole Miss, 2/14/07
Had 10 or more rebounds in 3 straight games .....	3	Glen Davis, 13 at Tennessee, 2/7/07; 18 vs. Arkansas, 2/10/07; 10 at Ole Miss, 2/14/07
Had 10 or more rebounds in 4 straight games .....	4	Glen Davis, 10 at Miss. State, 2/3/07; 13 at Tennessee, 2/7/07; 18 vs. Arkansas, 2/10/07; 11 vs. Ole Miss, 2/14/07
Had 10 or more rebounds in 5 straight games .....	5	Glen Davis, 13 vs. Miss. State, 2/15/06; 11 at Auburn, 2/18/06; 11 at Vandy, 2/22/06; 15 vs. Kentucky, 2/25/06, 10 vs. S. Carolina, 2/28/06
Had 10 or more rebounds in 6 or more games .....	8	Glen Davis, 11 at Alabama, 2/4/06; 16 vs. Arkansas, 2/8/06; 15 at Florida, 2/11/06; 13 vs. Miss. State, 2/15/06; 11 at Auburn, 2/18/06; 11 at Vandy, 2/22/06; 15 vs. Kentucky, 2/25/06; 10 at S. Carolina, 2/28/06
Had 9 offensive rebounds in a game .....	9	Glen Davis, vs. Tennessee (SECT), 3/8/07
Had 10 defensive rebounds in a game.....	13	Anthony Randolph, at Vanderbilt, 1/18/08
Had 5-7 assists .....	5	Garrett Temple, vs. Washington, 12/29/07
Had 8-10 assists .....	8	Darrel Mitchell, vs. Kentucky, 2/25/06
Had 11-15 assists .....	12	Torris Bright, vs. McNeese State, 12-7-02
Had 16 or more assists .....	18	Randy Livingston, vs. George Mason, 12-3-94
Had 3-5 blocks in a game .....	3	Anthony Randolph, at Ole Miss, 1/12/08
Had 6-8 blocks in a game .....	6	Chris Johnson, vs. McNeese State, 11/14/07
Had 9-10 blocks in a game .....	9	Tyrus Thomas, vs. Tennessee, 1/14/06
Had 11 or more blocks in a game .....	11	Stromile Swift, vs. Alabama, 2-10-99
Had 3-5 steals in a game .....	3	Marcus Thornton, vs. Auburn, 1/16/08
Had 6-7 steals in a game .....	6	Darrel Mitchell, vs. McNeese State, 12/10/05
Had 8-9 steals in a game .....	8	Clarence Ceasar, vs. Auburn, 1-8-94
Had 10 or more steals in a game .....	10	Shawn Griggs, vs. Tennessee, 2-23-91
Had a double-double.....		Anthony Randolph, at Vanderbilt, 14 pts-19 reb, 1/19/08
Had a double-double in 2 straight games .....		Glen Davis, vs. Arkansas, 19 pts-18 reb., 2/1/07; at Ole Miss, 26 pts-11 reb., 2/14/07
Had a double-double in 3 or more straight games .....	3	Glen Davis, vs. Louisiana Tech, 23 pts-14 reb., 12/23/06; vs. Wright State, 26 pts-12 reb., 12/27/06; vs. Miss. Valley, 19 pts-13 reb., 12/28/06
Had a triple-double .....		Shaquille O'Neal, 26 pts-13 reb-11 blks, vs. BYU, 3-19-92
Played 40 minutes in a game .....	40	Garrett Temple, vs. Auburn, 1/16/08
Played 41-49 minutes in a game.....	42	Garrett Temple, vs. Tennessee (SECT), 3/8/07
Played 50 or more minutes in a game .....	54	Maurice Carter, vs. Alabama, 2-10-99

# Previous Game Boxscores

## Game 3 -- Oklahoma State 83, LSU 77 (First-Round EA Sports Maui Invitational) 11-19-07 12 p.m. at Lahaina Civic Center, Maui, Hawaii

### Game 1 -- LSU 72, Southeastern Louisiana 62

11/12/07 7:00 pm at Maravich Center (Baton Rouge, LA)

#### Southeastern Louisiana 1-1

Player	fg-a	3fg-a	ft-a	reb	pf	tp	a	to	blk	s	min
Span, Warrell, f	6-13	0-1	2-2	4	3	14	1	1	0	1	27
Green, Keyvn, f	4-14	1-5	0-0	4	3	9	0	2	0	0	30
Nance, Tavaris, f	4-9	0-2	3-6	3	5	11	4	1	0	3	35
Sullivan, Patrick, c	5-10	0-0	0-2	14	3	10	1	6	1	0	29
Nicks, Dekyron, g	3-8	2-6	3-4	1	4	11	0	1	0	2	37
Dunbar, Jeremy	2-4	1-3	0-0	0	0	5	0	1	0	0	16
Arnold, Daryl	1-3	0-2	0-0	3	0	2	0	1	0	0	12
Ndoumba, David	0-2	0-0	0-0	7	2	0	0	1	0	0	11
Austin, Howard	0-0	0-0	0-0	0	0	0	0	1	0	0	3
TEAM				2				1			
Totals.....	25-63	4-19	8-14	38	20	62	6	16	1	7	200

<b>TOTAL FG%</b>	<b>1st Half: 12-37 32.4%</b>	<b>2nd Half: 13-26 50.0%</b>	<b>Game: 39.7%</b>	<b>DB</b>
<b>3-Pt. FG%</b>	<b>1st Half: 2-8 25.0%</b>	<b>2nd Half: 2-11 18.2%</b>	<b>Game: 21.1%</b>	<b>REB.</b>
<b>F Throw %</b>	<b>1st Half: 4-8 50.0%</b>	<b>2nd Half: 4-6 66.7%</b>	<b>Game: 57.1%</b>	<b>4</b>

#### LSU 1-0

Player	fg-a	3fg-a	ft-a	reb	pf	tp	a	to	blk	s	min
Mitchell, Tasmin, f	3-6	0-1	0-0	2	4	6	3	3	1	2	24
Randolph, A., f	7-11	1-2	4-6	13	2	19	2	2	6	4	33
Thornton, M. g	8-14	4-7	7-9	2	0	27	2	2	0	2	34
Martin, Terry, g	2-7	0-2	2-2	4	3	6	3	2	0	1	31
Temple, Garrett, g	0-1	0-1	0-2	1	3	0	1	2	0	0	09
Mason, Dameon	2-5	0-0	1-1	1	1	5	0	1	0	0	15
Spencer, Bo	3-3	1-1	0-0	1	1	7	2	2	0	1	21
Johnson, Chris	1-4	0-2	0-0	2	0	2	0	0	1	1	13
TEAM				3	1						
Totals.....	26-51	6-16	14-20	29	15	72	13	14	8	11	200

<b>TOTAL FG%</b>	<b>1st Half: 12-27 44.4%</b>	<b>2nd Half: 14-24 58.3%</b>	<b>Game: 51.0%</b>	<b>DB</b>
<b>3-Pt. FG%</b>	<b>1st Half: 3-9 33.3%</b>	<b>2nd Half: 3-7 42.9%</b>	<b>Game: 37.5%</b>	<b>REB.</b>
<b>F Throw %</b>	<b>1st Half: 3-3 100%</b>	<b>2nd Half: 11-17 64.7%</b>	<b>Game: 70.0%</b>	<b>4</b>

Officials: Ed Corbett, Bert Smith, Michael Stephens

Technical fouls: Southeastern Louisiana-None. LSU-TEAM.

Attendance: 8171

Score by Periods	1st	2nd	Total
Southeastern Louisiana	30	32	62
LSU	30	42	72

#### LSU 2-1

Player	fg-a	3fg-a	ft-a	reb	pf	tp	a	to	blk	s	min
Mitchell, Tasmin, f	0-2	0-0	0-0	1	2	0	0	2	0	1	6
Randolph, A. f	2-5	0-1	1-2	5	4	5	2	5	3	0	26
Johnson, Chris, c	8-9	3-4	0-0	5	2	19	1	7	0	0	37
Thornton, M. g	6-14	2-6	6-6	3	3	20	1	0	1	1	31
Martin, Terry, g	2-9	1-6	0-0	6	3	5	0	2	0	0	24
Spencer, Bo	3-6	2-3	2-2	1	2	10	4	4	0	1	25
Temple, Garrett	4-7	3-5	6-6	3	4	17	5	4	1	1	34
Green, Garrett	0-1	0-0	1-2	2	5	1	1	2	2	1	17
TEAM				5							
Totals.....	25-53	11-25	16-18	31	25	77	14	26	7	5	200

<b>TOTAL FG%</b>	<b>1st Half: 7-23 30.4%</b>	<b>2nd Half: 18-30 60.0%</b>	<b>Game: 47.2%</b>	<b>DB</b>
<b>3-Pt. FG%</b>	<b>1st Half: 3-10 30.0%</b>	<b>2nd Half: 8-15 53.3%</b>	<b>Game: 44.0%</b>	<b>REB</b>
<b>F Throw %</b>	<b>1st Half: 7-8 87.5%</b>	<b>2nd Half: 9-10 90.0%</b>	<b>Game: 88.9%</b>	<b>0</b>

#### OKLAHOMA STATE 2-1

Player	fg-a	3fg-a	ft-a	reb	pf	tp	a	to	blk	s	min
Dove, Marcus, f	5-9	2-3	0-0	5	3	12	2	2	1	1	39
Thomas, I. f	6-9	2-3	1-1	3	5	15	0	4	1	1	22
Harris, Terrell, f	6-11	3-4	9-10	7	2	24	1	1	0	4	36
Muonelo, Obi, g	1-5	0-3	0-0	2	2	2	4	6	0	3	29
Anderson, James, g	8-16	2-7	7-9	3	1	25	2	1	1	2	35
Eaton, Byron	0-2	0-0	2-2	3	4	2	3	3	0	1	17
Brown, Anthony	1-3	0-0	0-0	3	4	2	0	0	0	0	10
Adams, Martavius	0-3	0-0	0-0	2	0	0	0	0	0	0	8
Sidorakis, Nick	0-0	0-0	0-0	0	0	0	0	1	0	0	3
Moses, Marshall	0-0	0-0	1-2	1	0	1	0	0	0	0	1
TEAM				3							
Totals.....	27-58	9-20	20-24	32	21	83	12	18	3	12	200

<b>TOTAL FG%</b>	<b>1st Half: 16-34 47.1%</b>	<b>2nd Half: 11-24 45.8%</b>	<b>Game: 46.6%</b>	<b>DB</b>
<b>3-Pt. FG%</b>	<b>1st Half: 5-11 45.5%</b>	<b>2nd Half: 4-9 44.4%</b>	<b>Game: 45.0%</b>	<b>REB</b>
<b>F Throw %</b>	<b>1st Half: 5-8 62.5%</b>	<b>2nd Half: 15-16 93.8%</b>	<b>Game: 83.3%</b>	<b>2</b>

Officials: Ed Hightower, Terry Wymer, John Hughes

Technical fouls: Louisiana State-None. OKLAHOMA STATE-None.

Attendance: 2500

Score by Periods	1st	2nd	Total
LSU	24	53	77
OKLAHOMA STATE	42	41	83

## Game 4 -- LSU 78, Chaminade 72 (Consolation Semifinals -- EA Sports Maui Invitational) 11-20-07 8:30 a.m. at Lahaina Civic Center, Maui, Hawaii

### Game 2 -- LSU 76, McNeese State 72

11/14/07 7:00 pm at Maravich Center (Baton Rouge, LA)

#### McNeese State 0-2

Player	fg-a	3fg-a	ft-a	reb	pf	tp	a	to	blk	s	min
Lawrence, Rorey, f	2-7	1-4	0-0	4	2	5	2	3	1	4	34
Bradley, Jarvis, f	4-8	0-0	0-0	3	5	8	0	2	0	0	25
Penn, Kleon, f	3-5	0-0	0-0	3	2	6	1	0	4	2	25
Pichon, John, f	3-9	1-2	0-0	6	5	7	2	3	0	0	21
Ford, John, g	8-13	5-6	0-0	3	2	21	5	1	0	0	37
Kapelan, Diego	5-13	5-10	0-0	3	0	15	0	0	0	0	25
Martin, Stephan	0-1	0-0	0-0	1	0	0	0	0	0	0	3
Collins, C.J.	0-0	0-0	0-0	0	1	0	0	0	0	0	4
Wardell, Aldryan	3-6	0-0	4-4	4	5	10	0	4	0	1	21
Robinson, Anthony	0-1	0-1	0-0	0	0	0	0	0	0	0	2
Alawoya, P.J.	1-1	0-0	0-0	1	0	2	0	0	0	0	3
David, Preston	0-0	0-0	0-0	0	0	0	0	0	0	0	0+
TEAM				3				1			
Totals.....	29-64	12-23	4-6	31	22	74	10	14	5	7	200

<b>TOTAL FG%</b>	<b>1st Half: 12-31 38.7%</b>	<b>2nd Half: 17-33 51.5%</b>	<b>Game: 45.3%</b>	<b>DB</b>
<b>3-Pt. FG%</b>	<b>1st Half: 6-12 50.0%</b>	<b>2nd Half: 6-11 54.5%</b>	<b>Game: 52.2%</b>	<b>Reb.</b>
<b>F Throw %</b>	<b>1st Half: 2-4 50.0%</b>	<b>2nd Half: 2-2 100%</b>	<b>Game: 66.7%</b>	<b>1</b>

#### LSU 2-0

Player	fg-a	3fg-a	ft-a	reb	pf	tp	a	to	blk	s	min
Mitchell, Tasmin, f	4-13	0-4	8-10	14	2	16	3	4	0	4	36
Randolph, A. f	5-9	0-1	2-4	7	3	12	3	2	1	2	29
Johnson, Chris, c	2-4	0-1	0-0	3	3	4	1	2	6	0	26
Thornton, M. g	8-16	2-8	6-7	3	1	24	2	3	1	1	37
Martin, Terry g	5-10	1-3	0-2	5	0	11	2	2	1	1	30
Spencer, Bo	0-0	0-0	2-2	1	0	2	0	1	0	0	12
Temple, Garrett	3-4	0-1	3-4	2	2	9	2	0	2	1	30
TEAM				3							
Totals.....	27-56	3-18	21-29	38	11	78	13	14	11	9	200

<b>TOTAL FG%</b>	<b>1st Half: 11-25 44.0%</b>	<b>2nd Half: 16-31 51.6%</b>	<b>Game: 48.2%</b>	<b>DB</b>
<b>3-Pt. FG%</b>	<b>1st Half: 0-8 0.0%</b>	<b>2nd Half: 3-10 30.0%</b>	<b>Game: 16.7%</b>	<b>REB.</b>
<b>F Throw %</b>	<b>1st Half: 10-12 83.3%</b>	<b>2nd Half: 11-17 64.7%</b>	<b>Game: 72.4%</b>	<b>4</b>

Officials: Tony Greene, Bruce Benedict, Antinio Petty

Technical fouls: McNeese State-Bradley, Jarvis. LSU-Mitchell, Tasmin.

Attendance: 7891

Score by Periods	1st	2nd	Total
McNeese State	32	42	74
LSU	32	46	78

#### LSU 3-1

Player	fg-a	3fg-a	ft-a	reb	pf	tp	a	to	blk	s	min
Randolph, A. f	9-14	0-0	3-4	9	2	21	2	4	2	1	32
Johnson, Chris, c	8-15	0-1	2-3	11	1	18	1	1	3	1	34
Thornton, M. g	2-12	0-4	0-2	2	3	4	0	1	1	2	29
Martin, Terry, g	5-12	3-8	0-1	7	3	13	1	1	3	1	33
Temple, Garrett, g	3-7	1-3	2-4	4	2	9	4	2	1	3	35
Spencer, Bo	4-6	4-6	0-0	3	2	11	2	2	1	0	23
Green, Garrett	1-2	0-0	0-0	4	0	2	1	0	0	0	14
Farrer, Alex	0-0	0-0	0-0	0	0	0	1	0	0	0	0+
TEAM				1							
Totals.....	32-68	7-21	7-14	41	13	78	12	11	11	8	200



**Game 5 -- Arizona State 87, LSU 84 (OT) (5th place game -- EA Sports Maui Invitational)**  
 11-21-07 9 a.m. at Lahaina Civic Center, Maui, Hawaii

LSU 3-2	fg-a	3fg-a	ft-a	reb	pf	tp	a	to	blk	s	min
Player											
Randolph, A. f	8-14	0-2	5-6	7	2	21	1	0	2	1	34
Johnson, Chris c	4-5	1-1	2-2	5	5	11	1	5	2	1	21
Thornton, M. g	7-19	4-12	0-0	12	4	18	1	5	0	1	40
Martin, Terry g	1-8	1-7	0-0	2	2	3	3	3	0	0	27
Temple, Garrett, g	2-4	1-2	6-6	5	4	11	7	4	1	1	40-
Spencer, Bo	5-9	4-8	0-0	2	3	14	3	2	0	0	34
Green, Garrett	1-1	0-0	0-0	0	4	2	0	0	0	0	7
Farrer, Alex	1-2	1-1	1-2	1	1	4	2	1	0	0	22
TEAM				3							
Totals.....	29-62	12-33	14-16	37	25	84	18	20	5	4	225

<b>TOTAL FG%</b>	<b>1st Half: 14-32 43.8%</b>	<b>2nd Half: 13-25 52.0%</b>	<b>Game: 46.8%</b>	<b>DB</b>
<b>3-Pt. FG%</b>	<b>1st Half: 6-20 30.0%</b>	<b>2nd Half: 5-11 45.5%</b>	<b>Game: 36.4%</b>	<b>REB.</b>
<b>F Throw %</b>	<b>1st Half: 6-6 100%</b>	<b>2nd Half: 7-8 87.5%</b>	<b>Game: 87.5%</b>	<b>0</b>

Arizona State 2-1	fg-a	3fg-a	ft-a	reb	pf	tp	a	to	blk	s	min
Player											
Pendergraph, J. f	11-15	0-0	3-5	10	3	25	1	3	1	1	34
Abbott, Ty, g	2-9	1-6	0-0	5	4	5	3	0	0	1	31
McMillan, J. g	0-1	0-0	0-0	0	2	0	5	2	0	0	12
Harden, James, g	6-16	0-3	11-14	6	3	23	3	1	2	2	37
Shipp, Jerren, g	1-5	1-4	1-2	4	2	4	0	1	0	1	39
Atuahene, Antwi	1-1	1-1	0-0	2	0	3	0	1	0	1	11
Boateng, Eric	4-5	0-0	1-4	3	2	9	0	2	1	0	10
Glasser, Derek	2-3	0-1	3-4	1	0	7	3	2	0	2	33
Polk, Christian	4-7	3-6	0-0	2	2	11	0	2	0	1	18
TEAM				1							
Totals.....	31-62	6-21	19-29	34	18	87	15	14	4	9	225

<b>TOTAL FG%</b>	<b>1st Half: 16-29 55.2%</b>	<b>2nd Half: 13-27 48.1%</b>	<b>Game: 50.0%</b>	<b>DB</b>
<b>3-Pt. FG%</b>	<b>1st Half: 6-13 46.2%</b>	<b>2nd Half: 0-7 0.0%</b>	<b>Game: 28.6%</b>	<b>REB.</b>
<b>F Throw %</b>	<b>1st Half: 5-9 55.6%</b>	<b>2nd Half: 9-14 64.3%</b>	<b>Game: 65.5%</b>	<b>5</b>

Officials: Mark Whitehead, John Hughes, Kevin Brill  
 Technical fouls: Louisiana State-None. ARIZONA STATE-None.  
 Attendance: 2500

Score by Periods	1st	2nd	OT	Total
Louisiana State	40	38	6	84
ARIZONA STATE	43	35	9	87

**Game 6 -- LSU 68, Nicholls State 41**  
 11/28/07 7:00 pm at Maravich Center (Baton Rouge, LA)

Nicholls State 1-6	fg-a	3fg-a	ft-a	reb	pf	tp	a	to	blk	s	min
Player											
Bathie, Ryan, f	4-9	2-6	1-3	3	2	11	2	2	0	1	31
Czepil, Michael, g	4-11	2-8	0-0	3	3	10	2	1	0	4	35
Payne, Justin, g	3-7	1-2	1-2	3	2	8	1	2	0	0	24
Friend, Dominic, g	0-6	0-2	0-0	2	2	0	2	7	0	1	23
Gray, Adonis,	1-5	0-0	1-2	5	1	3	1	3	0	2	21
Boyce, Mitch	1-2	0-0	0-2	1	1	2	1	0	0	0	7
Shanks, Reggie	1-2	0-0	0-0	1	0	2	0	0	0	0	4
Verner, Gil	1-4	0-3	0-0	2	2	2	0	1	0	2	15
Carter, Kellan	1-1	0-0	0-1	3	3	2	0	0	0	4	19
Bose, Anatoly	0-5	0-3	1-2	2	0	1	1	2	0	0	17
Paige, Chris	0-1	0-0	0-2	0	0	0	0	1	0	0	4
TEAM				3							
Totals.....	16-53	5-24	4-14	28	16	41	10	19	0	14	200

<b>TOTAL FG%</b>	<b>1st Half: 7-22 31.8%</b>	<b>2nd Half: 9-31 29.0%</b>	<b>Game: 30.2%</b>	<b>DB</b>
<b>3-Pt. FG%</b>	<b>1st Half: 4-11 36.4%</b>	<b>2nd Half: 1-13 7.7%</b>	<b>Game: 20.8%</b>	<b>REB.</b>
<b>F Throw %</b>	<b>1st Half: 1-7 14.3%</b>	<b>2nd Half: 3-7 42.9%</b>	<b>Game: 28.6%</b>	<b>5</b>

LSU 4-2	fg-a	3fg-a	ft-a	reb	pf	tp	a	to	blk	s	min
Player											
Randolph, A. f	3-6	0-1	0-0	7	2	6	1	2	3	3	21
Johnson, Chris c	5-7	0-1	6-6	6	2	16	0	3	3	1	24
Thornton, M. g	9-15	4-8	2-3	6	1	24	1	2	1	0	35
Martin, Terry g	2-4	0-1	0-0	2	2	4	1	3	1	0	21
Temple, Garrett g	0-2	0-2	0-1	3	2	0	2	2	1	3	32
Mason, Dameon	1-3	0-0	0-0	4	2	2	1	2	0	0	21
Terrebonne, Greg	0-0	0-0	0-0	0	0	0	0	1	0	0	2
Spencer, Bo	3-8	3-7	2-2	4	1	11	3	2	0	0	29
Green, Garrett	2-3	0-0	0-1	5	0	4	0	2	0	0	7
Farrer, Alex	0-0	0-0	1-2	1	1	1	1	2	0	0	8
TEAM				1							
Totals.....	25-48	7-20	11-15	39	13	68	10	21	9	7	200

<b>TOTAL FG%</b>	<b>1st Half: 11-22 50.0%</b>	<b>2nd Half: 14-26 53.8%</b>	<b>Game: 52.1%</b>	<b>DB</b>
<b>3-Pt. FG%</b>	<b>1st Half: 3-9 33.3%</b>	<b>2nd Half: 4-11 36.4%</b>	<b>Game: 35.0%</b>	<b>REB.</b>
<b>F Throw %</b>	<b>1st Half: 6-8 75.0%</b>	<b>2nd Half: 5-7 71.4%</b>	<b>Game: 73.3%</b>	<b>2</b>

Officials: Tony Greene, JB Caldwell, Mike Roberts  
 Technical fouls: Nicholls State-None. LSU-None.  
 Attendance: 7704

Score by Periods	1st	2nd	Total
Nicholls State	19	22	41
LSU	31	37	68

**Game 7 -- LSU 88, Southern 45**  
 11/30/07 7:00 pm at PMAC, Baton Rouge, LA

Southern University 1-4	fg-a	3fg-a	ft-a	reb	pf	tp	a	to	blk	s	min
Player											
DAVIS,Chris *	3-14	0-5	3-4	6	0	9	0	1	0	3	27
HOLLIDAY,Joe *	0-6	0-4	0-0	2	0	0	1	1	0	1	26
GUILLORY,Geri *	1-3	1-2	2-2	1	1	5	1	4	0	0	25
JACK,Joseph *	1-6	0-1	1-2	3	2	3	0	1	1	1	19
HONORE',Barry *	6-15	1-3	1-1	9	3	14	0	2	1	1	29
WHITE,Brandon	0-0	0-0	1-2	2	0	1	1	0	0	1	4
EKWEQZOR,Chike	0-0	0-0	0-4	0	1	0	0	0	2	0	11
WILEY,Steffon	1-4	0-1	1-2	2	2	3	0	2	0	2	16
INGRAM,Julius	1-3	0-0	1-2	1	0	3	0	0	0	0	8
WILLIAMS,Jazz	1-4	1-3	0-0	1	0	3	0	1	0	0	14
BYARS,Brandon	0-0	0-0	0-0	0	1	0	0	1	0	0	3
SCOTT,Douglas	1-5	0-0	0-0	2	1	2	1	1	0	0	8
DAVIS,Andre'	1-5	0-0	0-0	2	3	2	0	0	0	0	10
TEAM				4							
Totals.....	16-65	3-19	10-19	35	14	45	4	14	4	9	200

<b>TOTAL FG%</b>	<b>1st Half: 8-31 25.8%</b>	<b>2nd Half: 8-34 23.5%</b>	<b>Game: 24.6%</b>	<b>DB</b>
<b>3-Pt. FG%</b>	<b>1st Half: 2-11 18.2%</b>	<b>2nd Half: 1-8 12.5%</b>	<b>Game: 15.8%</b>	<b>REB.</b>
<b>F Throw %</b>	<b>1st Half: 3-6 50.0%</b>	<b>2nd Half: 7-13 53.8%</b>	<b>Game: 52.6%</b>	<b>4</b>

LSU 5-2	fg-a	3fg-a	ft-a	reb	pf	tp	a	to	blk	s	min
Player											
Randolph, A. f	10-14	1-2	3-5	11	1	24	1	3	5	0	26
Johnson, Chris c	7-10	0-0	6-6	5	1	20	0	2	2	1	26
Thornton, M. g	9-15	4-7	0-0	7	1	22	3	1	0	4	32
Martin, Terry g	4-11	2-5	1-2	7	0	11	1	2	0	0	25
Temple, Garrett g	1-2	0-1	1-2	4	3	3	3	1	0	1	24
Mason, Dameon	1-4	0-0	0-0	4	4	2	2	0	0	1	15
Terrebonne, Greg	1-3	0-0	0-0	0	0	2	2	0	0	0	2
Spencer, Bo	0-3	0-3	0-0	1	3	0	6	2	0	1	26
Green, Garrett	2-2	0-0	0-0	8	2	4	0	0	0	0	13
Farrer, Alex	0-1	0-1	0-0	2	1	0	0	1	0	0	12
TEAM				3							
Totals.....	35-65	7-19	11-15	51	16	88	18	12	7	8	200

<b>TOTAL FG%</b>	<b>1st Half: 14-34 41.2%</b>	<b>2nd Half: 21-31 67.7%</b>	<b>Game: 53.8%</b>	<b>DB</b>
<b>3-Pt. FG%</b>	<b>1st Half: 2-11 18.2%</b>	<b>2nd Half: 5-8 62.5%</b>	<b>Game: 36.8%</b>	<b>REB.</b>
<b>F Throw %</b>	<b>1st Half: 1-1 100%</b>	<b>2nd Half: 10-14 71.4%</b>	<b>Game: 73.3%</b>	<b>2</b>

Officials: CC- Anthony Jordan; R1-Antinio Petty, R2-Patrick Evans  
 Technical fouls: Southern University-None. LSU-None.  
 Attendance: 7719

Score by Periods	1st	2nd	Total
Southern University	21	24	45
LSU	31	57	88

**Game 8 -- Villanova 68, LSU 67 (Pizza Hut Big East/SEC Invitational)**  
 12/06/07 9:30 PM at Wachovia Center (Villanova, Pa.)

Louisiana State (5-3)	fg-a	3fg-a	ft-a	reb	pf	tp	a	to	blk	s	min
Player											
Randolph, A. f	5-10	0-1	2-3	6	5	12	1	4	4	1	27
Temple, Garrett g	2-6	1-4	3-4	3	3	8	6	4	3	3	39
Johnson, Chris c	3-5	0-2	5-6	4	2	11	0	3	3	1	32
Thornton, M. g	6-15	1-6	2-2	13	3						

**Game 9 -- LSU 82, Northwestern State 58**  
 12/15/07 7:00 pm at Maravich Center (Baton Rouge, LA)

Northwestern State 4-7

Player	fg-a	3fg-a	ft-a	reb	pf	tp	a	to	blk	s	min
Gilder, Trey f	2-10	0-2	3-3	3	3	7	1	3	0	1	25
Thomas, Gerrell f	1-9	0-1	0-0	5	4	2	0	6	0	0	23
Bargeman, Colby f	6-18	3-5	0-0	7	0	15	1	2	1	2	32
Moody, Jerry c	2-5	0-0	0-0	14	2	4	0	0	1	0	31
McConathy, M. g	1-6	1-4	2-2	3	4	5	2	1	0	1	13
Knight, Dominic	0-1	0-1	0-0	1	1	0	1	1	0	0	6
Conine, John	0-0	0-0	0-0	1	0	0	0	0	0	0	1
McConathy, Logan	1-3	0-2	0-0	3	4	2	3	4	0	1	19
White, Devin	3-5	0-0	2-2	3	1	8	0	2	2	1	14
Petravicius, D.	1-3	0-0	0-0	3	1	2	1	2	0	0	14
Hancock, Keithan	2-7	1-5	0-0	1	0	5	1	0	0	0	13
Jones, Damon	0-1	0-1	0-0	0	0	0	1	0	0	0	3
Anglin, John A.	2-2	2-2	0-0	1	0	6	0	0	0	0	3
Porterie, Kalem	1-1	0-0	0-0	1	1	2	0	0	0	0	3
TEAM				3	1						
Totals.....	22-71	7-23	7-7	48	23	58	11	21	4	6	200

<b>TOTAL FG%</b>	<b>1st Half: 11-33 33.3%</b>	<b>2nd Half: 11-38 28.9%</b>	<b>Game: 31.0%</b>	<b>DB</b>
<b>3-Pt. FG%</b>	<b>1st Half: 2-9 22.2%</b>	<b>2nd Half: 5-14 35.7%</b>	<b>Game: 30.4%</b>	<b>REB</b>
<b>F Throw %</b>	<b>1st Half: 0-0 0.0%</b>	<b>2nd Half: 7-7 100%</b>	<b>Game: 100%</b>	<b>0</b>

LSU 6-3

Player	fg-a	3fg-a	ft-a	reb	pf	tp	a	to	blk	s	min
Randolph, A. f	3-9	0-1	7-10	8	1	13	4	1	4	1	28
Johnson, Chris f	6-8	2-2	2-2	2	1	16	1	2	1	3	33
Thornton, M. g	7-15	4-10	4-5	5	2	22	2	2	1	3	24
Martin, Terry g	5-11	3-6	2-3	2	15	4	2	0	0	0	29
Temple, Garrett g	1-2	0-0	2-2	6	3	4	2	5	1	2	31
Mason, Dameon	0-0	0-0	0-0	0	0	0	1	0	0	1	8
Terrebonne, Greg	0-0	0-0	0-0	0	0	0	0	0	0	0	2
Spencer, Bo	2-5	0-1	5-7	3	0	9	3	2	0	2	26
Green, Garrett	1-3	0-0	0-0	1	1	2	0	2	0	0	11
Farrer, Alex	0-0	0-0	1-2	2	0	1	0	1	0	0	8
TEAM				4							
Totals.....	25-53	9-20	23-30	34	10	82	17	17	7	12	200

<b>TOTAL FG%</b>	<b>1st Half: 14-32 43.8%</b>	<b>2nd Half: 11-21 52.4%</b>	<b>Game: 47.2%</b>	<b>DB</b>
<b>3-Pt. FG%</b>	<b>1st Half: 4-10 40.0%</b>	<b>2nd Half: 5-10 50.0%</b>	<b>Game: 45.0%</b>	<b>REB</b>
<b>F Throw %</b>	<b>1st Half: 7-7 100%</b>	<b>2nd Half: 16-23 69.6%</b>	<b>Game: 76.7%</b>	<b>2</b>

Officials: Doug Shows, Tim Clougherty, Earnie Pheal  
 Technical fouls: Northwestern State-Moody, Jerry; TEAM. LSU-None.  
 Attendance: 7809

Score by Periods	1st	2nd	Total
Northwestern State	24	34	58
LSU	39	43	82

**Game 10 -- Wichita State, 67, LSU 47**  
 12-19-07, 7:07 p.m. at Wichita, Kan. (Charles Koch Arena)

LSU 6-4

Player	fg-a	3fg-a	ft-a	reb	pf	tp	a	to	blk	s	min
Randolph, A. f	3-13	0-1	0-1	3	2	6	1	0	2	4	28
Johnson, Chris c	2-7	0-0	0-0	7	1	4	0	2	1	0	29
Thornton, M. g	3-13	0-6	6-6	11	3	12	2	3	0	0	38
Martin, Terry g	4-10	3-6	0-0	3	1	11	0	4	0	0	27
Temple, Garrett g	3-7	0-4	0-0	2	3	6	2	1	1	0	31
Spencer, Bo	1-5	1-4	1-2	1	1	4	0	1	0	1	20
Green, Garrett	1-2	0-0	0-0	1	2	2	0	0	1	0	18
Farrer, Alex	1-1	0-0	0-0	0	0	2	1	0	0	0	9
TEAM				3							
Totals.....	18-58	4-21	7-9	31	13	47	6	11	5	5	200

<b>TOTAL FG%</b>	<b>1st Half: 8-29 27.6%</b>	<b>2nd Half: 10-29 34.5%</b>	<b>Game: 31.0%</b>	<b>DB</b>
<b>3-Pt. FG%</b>	<b>1st Half: 3-11 27.3%</b>	<b>2nd Half: 1-10 10.0%</b>	<b>Game: 19.0%</b>	<b>REB</b>
<b>F Throw %</b>	<b>1st Half: 1-2 50.0%</b>	<b>2nd Half: 6-7 85.7%</b>	<b>Game: 77.8%</b>	<b>0</b>

Wichita St. 6-4

Player	fg-a	3fg-a	ft-a	reb	pf	tp	a	to	blk	s	min
Cousinard, PJ f	4-14	0-3	0-05	7	2	8	2	0	0	2	29
Clemente, R. f	5-7	0-0	1-1	10	2	11	2	1	1	1	25
Thomasson, P. c	4-9	0-2	7-8	4	0	15	1	0	1	0	25
Mekel, Gal g	3-10	1-5	1-1	4	1	8	0	4	0	0	32
Braeuer, Matt g	3-10	0-4	0-0	7	2	6	4	1	0	2	35
Ellis, Aaron	1-2	0-0	2-2	2	3	4	0	1	0	0	14
Preadom, Wendell	2-3	0-1	0-0	2	1	4	3	1	0	1	10
Durley, JT	2-5	0-2	2-2	7	2	6	2	3	1	1	15
Griskenas, Mantas	2-5	1-2	0-0	1	0	5	1	0	0	0	15
TEAM				6							
Totals.....	26-65	2-19	13-14	50	13	67	15	11	3	7	200

<b>TOTAL FG%</b>	<b>1st Half: 11-37 29.7%</b>	<b>2nd Half: 15-28 53.6%</b>	<b>Game: 40.0%</b>	<b>DB</b>
<b>3-Pt. FG%</b>	<b>1st Half: 0-11 0.0%</b>	<b>2nd Half: 2-8 25.0%</b>	<b>Game: 10.5%</b>	<b>REBS</b>
<b>F Throw %</b>	<b>1st Half: 5-6 83.3%</b>	<b>2nd Half: 8-8 100%</b>	<b>Game: 92.9%</b>	<b>1</b>

Officials: J.D. Collins, Gary Maxwell, Pat Driscoll

Attendance: 10478

Score by Periods	1st	2nd	Total
LSU	20	27	47
Wichita St.	27	40	67

**Game 11 -- LSU 67, Oregon State 61**  
 12/22/07 2:00 pm at Maravich Center (Baton Rouge, LA)

Oregon State 6-5

Player	fg-a	3fg-a	ft-a	reb	pf	tp	a	to	blk	s	min
Jones, Marcel f	2-5	1-1	1-3	3	0	6	0	1	0	0	27
Giles, C.J. f	2-6	0-1	1-3	4	5	5	1	3	0	0	15
Johnson, Omar f	5-10	0-3	3-3	3	2	13	2	4	3	0	29
Claitt, Rickey g	0-3	0-2	0-0	4	2	0	2	1	0	1	20
Tarver, Seth g	4-12	3-5	2-2	9	3	13	3	2	0	1	34
Hampton, Calvin	0-0	0-0	0-0	0	4	0	0	1	0	0	7
Tarver, Josh	2-6	0-1	0-0	6	0	4	3	1	0	0	25
Schaftenaar, R.	6-9	2-5	0-0	9	1	14	1	1	2	0	30
Haynes, Calvin	1-2	0-0	0-0	1	0	2	0	1	0	0	4
Carter, Sean	2-4	0-0	0-4	1	3	4	0	4	0	0	9
TEAM				3							
Totals.....	24-52	6-18	7-14	43	20	61	12	19	5	2	200

<b>TOTAL FG%</b>	<b>1st Half: 12-27 44.4%</b>	<b>2nd Half: 12-30 40.0%</b>	<b>Game: 42.1%</b>	<b>DB</b>
<b>3-Pt. FG%</b>	<b>1st Half: 3-7 42.9%</b>	<b>2nd Half: 3-11 27.3%</b>	<b>Game: 33.3%</b>	<b>REB</b>
<b>F Throw %</b>	<b>1st Half: 4-10 40.0%</b>	<b>2nd Half: 3-4 75.0%</b>	<b>Game: 50.0%</b>	<b>3</b>

LSU 7-4

Player	fg-a	3fg-a	ft-a	reb	pf	tp	a	to	blk	s	min
Randolph, A. f	3-10	0-0	8-12	9	3	14	0	3	1	2	35
Johnson, Chris c	3-5	9-9	9-9	3	4	6	1	3	2	2	29
Thornton, M. g	6-17	6-10	2-2	6	3	20	1	2	0	2	30
Martin, Terry g	5-18	3-11	2-2	2	2	15	6	0	1	0	40
Temple, Garrett g	1-3	0-1	2-2	7	1	4	5	2	2	2	40
Spencer, Bo	0-0	0-0	0-0	0	0	0	1	0	0	0	3
Green, Garrett	2-4	1-1	1-2	1	2	6	0	0	0	0	16
Farrer, Alex	0-0	0-0	2-2	2	0	2	1	0	0	0	7
TEAM				3							
Totals.....	20-57	10-23	17-22	33	15	67	15	10	6	8	200

<b>TOTAL FG%</b>	<b>1st Half: 10-28 35.7%</b>	<b>2nd Half: 10-29 34.5%</b>	<b>Game: 35.1%</b>	<b>DB</b>
<b>3-Pt. FG%</b>	<b>1st Half: 5-9 55.6%</b>	<b>2nd Half: 5-14 35.7%</b>	<b>Game: 43.5%</b>	<b>REBS</b>
<b>F Throw %</b>	<b>1st Half: 13-16 81.3%</b>	<b>2nd Half: 4-6 66.7%</b>	<b>Game: 77.3%</b>	<b>3</b>

Officials: Tony Greene, Pat Adams, Everett Summers  
 Technical fouls: Oregon State-None. LSU-None.  
 Attendance: 7713

Score by Periods	1st	2nd	Total
Oregon State	31	30	61
LSU	38	29	67

**Game 12 -- Washington 73, LSU 65**  
 12/29/07 2:00 pm at Maravich Center (Baton Rouge, LA)

Washington 8-4

Player	fg-a	3fg-a	ft-a	reb	pf	tp	a	to	blk	s	min
Wallace, Artem f	1-1	0-0	1-2	2	1	3	0	0	1	1	13
Brockman, Jon f	6-11	0-0	3-7	12	3	15	2	3	0	2	34
Smith, Joel g	0-3	0-1	0-0	3	0	0	1	1	0	2	20
Morris, Tim g	7-12	1-2	0-0	5	3	15	3	2	0	3	31
Appleby, Ryan g	4-8	2-5	2-2	1	0	12	1	0	0	0	30
Overton, Venoy	0-1	0-0	0-0	0	1	0	1	1	0	1	10
Denton, Justin	1-4	0-1	7-8	3	1	9	4	1	0	1	23
Bryan-Amaring, M.	0-3	0-0	0-0	2	1	0	0	0	0	0	4
Pondexter, Quincy	8-15	0-1	1-1	5	2	17	1	3	1	0	26
Wolfinger, Joe	1-3	0-2	0-0	2	2	2	0	2	0	1	9
TEAM				3							
Totals.....	28-61	3-12	14-20	38	14	73	13	14	2	11	200

<b>TOTAL FG%</b>	<b>1st Half: 11-33 33.3%</b>	<b>2nd Half: 17-28 60.7%</b>	<b>Game: 45.9%</b>	<b>DB</b>
<b>3-Pt. FG%</b>	<b>1st Half: 0-6 0.0%</b>	<b>2nd Half: 3-6 50.0%</b>	<b>Game: 25.0%</b>	<b>REBS</b>
<b>F Throw %</b>	<b>1st Half: 5-6 83.3%</b>	<b>2nd Half: 9-14 64.3%</b>	<b>Game: 70.0%</b>	<b>1</b>

LSU 7-5

Player	fg-a	3fg-a	ft-a	reb	pf	tp	a	to	blk	s	min
Randolph, A. f	2-11	0-0	6-6	9	3	10	0	3	0	3	36
Johnson, Chris c	9-12	1-1	0-0	9	3	19	0	1	2	1	36
Thornton, M. g	7-15	0-4	4-4	8	3	18	2	4	0	2	33
Martin, Terry g	6-13	2-6	0-0	1	3	14	2	3	1	0	

**Game 13 -- Tulane 68, LSU 63**  
01/02/08 8 p.m. at New Orleans Arena, New Orleans, La.

Player	fg-a	3fg-a	ft-a	reb	pf	tp	a	to	blk	s	min
Randolph, A. f	5-11	0-0	5-6	9	4	15	1	3	0	0	35
Johnson, Chris c	1-4	0-1	1-2	1	2	3	0	3	1	1	15
Thornton, M. g	3-8	0-5	1-2	1	4	7	4	1	1	2	32
Martin, Terry g	7-17	4-9	1-1	1	2	19	2	2	0	1	35
Temple, Garrett g	2-2	2-2	0-0	4	1	6	2	2	0	0	33
Mason, Dameon	2-5	0-0	0-1	6	0	4	1	0	0	0	14
Spencer, Bo	3-9	2-5	1-2	3	3	9	2	1	0	1	24
Green, Garrett	0-0	0-0	0-0	2	1	0	0	2	0	0	10
Farrer, Alex	0-1	0-1	0-0	0	0	0	0	0	0	0	2
TEAM				3							
Totals.....	23-57	8-23	9-14	30	17	63	12	12	5	5	200

**TOTAL FG%** 1st Half: 12-28 42.9% 2nd Half: 11-29 37.9% **Game: 40.4%** **DB**  
**3-Pt. FG%** 1st Half: 4-13 30.8% 2nd Half: 4-10 40.0% **Game: 34.8%** **REBS**  
**F Throw %** 1st Half: 4-8 50.0% 2nd Half: 5-6 83.3% **Game: 64.3%** **4**

Player	fg-a	3fg-a	ft-a	reb	pf	tp	a	to	blk	s	min
GOMEZ, David f	7-13	0-0	5-6	12	2	19	1	1	1	0	31
PUCKETT, Daniel f	2-8	0-1	1-2	3	3	5	3	3	1	1	24
LOUISME, R. f	3-9	0-0	0-0	8	0	6	0	1	1	1	23
SIMS, Kevin g	4-7	2-4	2-2	0	2	12	2	0	0	0	32
WHEATON, M. g	2-5	1-3	2-2	4	1	7	4	2	1	0	29
RICHARD, Kris	1-1	1-1	0-0	1	0	3	1	1	0	2	8
McQUEEN, Asim	0-0	0-0	0-0	0	0	0	1	0	0	0	3
STITH, Donnavan	2-7	0-0	5-5	9	2	9	0	2	1	0	22
MAYHANE, J.	2-7	1-3	2-2	0	0	7	1	2	0	1	21
VIANNEY, Eric	0-0	0-0	0-0	0	1	0	1	0	0	0	7
TEAM				3	1						
Totals.....	23-57	5-12	17-19	40	12	68	14	12	5	5	200

**TOTAL FG%** 1st Half: 12-33 36.4% 2nd Half: 11-24 45.8% **Game: 40.4%** **DB**  
**3-Pt. FG%** 1st Half: 2-7 28.6% 2nd Half: 3-5 60.0% **Game: 41.7%** **REBS**  
**F Throw %** 1st Half: 5-5 100% 2nd Half: 12-14 85.7% **Game: 89.5%** **1**

Officials: Lee Cassell, Gary Maxwell, Terry Moore  
Technical fouls: LSU-None. Tulane-GOMEZ, David; TEAM.  
Attendance: 3690

Score by Periods	1st	2nd	Total
LSU	32	31	63
Tulane	31	37	68

**Game 14 -- Texas A&M 79, LSU 53**  
01/05/08 7 p.m. at College Station, Texas (Reed Arena)

Player	fg-a	3fg-a	ft-a	reb	pf	tp	a	to	blk	s	min
Randolph, A. f	7-17	0-2	2-6	7	4	16	0	2	2	0	37
Thornton, M. g	5-16	0-3	2-2	7	2	12	0	1	0	1	37
Spencer, Bo g	1-5	0-2	0-0	1	0	2	4	2	0	0	29
Martin, Terry g	3-8	0-3	0-0	2	2	6	1	2	0	0	21
Temple, Garrett g	3-4	2-2	0-0	3	5	8	2	3	1	0	32
Green, Garrett	2-6	0-0	0-0	4	4	4	1	0	0	0	24
Farrer, Alex	2-6	1-3	0-0	1	3	5	1	1	0	2	20
TEAM				6							
Totals.....	23-62	3-15	4-8	31	20	53	9	11	3	3	200

**TOTAL FG%** 1st Half: 13-26 50.0% 2nd Half: 10-36 27.8% **Game: 37.1%** **DB**  
**3-Pt. FG%** 1st Half: 1-6 16.7% 2nd Half: 2-9 22.2% **Game: 20.0%** **REBS**  
**F Throw %** 1st Half: 1-2 50.0% 2nd Half: 3-6 50.0% **Game: 50.0%** **3,1**

Player	fg-a	3fg-a	ft-a	reb	pf	tp	a	to	blk	s	min
JORDAN, D. *	3-5	0-0	1-2	5	2	7	0	1	0	0	27
SLOAN, Donald *	7-9	1-2	2-3	5	1	17	2	0	0	0	31
KIRK, Dominique *	2-5	1-2	2-2	3	1	7	4	2	0	0	25
CARTER, Josh *	4-9	3-5	2-2	5	1	13	3	1	0	1	26
JONES, Joseph *	5-11	0-1	2-4	4	2	12	1	0	0	1	24
DAVIS, Bryan	1-3	0-0	4-6	3	3	6	1	2	1	0	14
ROLAND, Derrick	2-5	0-2	3-6	3	0	7	1	2	0	1	25
GRAHAM, Bryson	0-1	0-1	0-0	0	0	0	0	0	0	0	2
HOLMES, B.J.	0-1	0-1	0-0	0	0	0	1	1	0	0	6
MUHLBACH, B.	0-0	0-0	0-0	1	0	0	0	0	0	0	2
ELONU, Ch.	4-5	0-0	0-0	6	2	8	1	0	2	0	14
WALKUP, Nathan	0-0	0-0	2-2	2	0	2	0	0	0	0	4
TEAM				3							
Totals.....	28-54	5-14	18-27	40	12	79	14	9	3	3	200

**TOTAL FG%** 1st Half: 18-34 52.9% 2nd Half: 10-20 50.0% **Game: 51.9%** **DB**  
**3-Pt. FG%** 1st Half: 4-9 44.4% 2nd Half: 1-5 20.0% **Game: 35.7%** **REBS**  
**F Throw %** 1st Half: 3-4 75.0% 2nd Half: 15-23 65.2% **Game: 66.7%** **3**

Officials: Mark Whitehead, Rick Hartzell, James Breeding  
Technical fouls: LSU-None. Texas A&M-None.  
Attendance: 12255

Score by Periods	1st	2nd	Total
LSU	28	25	53
Texas A&M	43	36	79

**Game 15 -- Mississippi State 61, LSU 39**  
01/09/08 7:00 PM at Maravich Center (Baton Rouge, LA)

Player	fg-a	3fg-a	ft-a	reb	pf	tp	a	to	blk	s	min
Varnado, Jarvis f	6-10	0-0	1-4	17	2	13	0	1	7	0	25
Gordon, Jamont f	5-13	1-4	2-3	6	2	13	1	3	2	1	37
Hansbrough, B. g	3-7	1-5	0-0	7	3	7	4	2	0	1	30
Stewart, Barry g	2-6	1-4	6-8	6	3	11	5	2	0	1	35
Turner, Phil g	2-6	0-2	0-0	3	3	4	1	2	0	2	34
Johnson, Ravern	3-4	0-1	0-0	3	0	6	0	1	0	0	12
Begley, Billy	0-0	0-0	0-0	0	0	0	0	0	0	0	1
lupe, Joseph	0-0	0-0	0-0	1	0	0	0	0	0	0	1
Benock, Riley	1-1	1-1	0-0	0	0	3	0	1	0	0	8
Johnson, Brian	0-0	0-0	0-0	0	1	0	0	2	0	0	9
Augustus, Kodi	1-2	0-1	0-0	0	0	2	0	0	0	0	1
Bolen, Branson	0-0	0-0	0-0	2	0	0	0	0	0	0	1
Bailey, Elgin	1-1	0-0	0-2	1	1	2	0	3	1	0	6
TEAM				1							
Totals.....	24-50	4-18	9-17	47	15	61	11	17	10	5	200

**TOTAL FG%** 1st Half: 9-22 40.9% 2nd Half: 15-28 53.6% **Game: 48.0%** **DB**  
**3-Pt. FG%** 1st Half: 3-12 25.0% 2nd Half: 1-6 16.7% **Game: 22.2%** **REB,**  
**F Throw %** 1st Half: 4-6 66.7% 2nd Half: 5-11 45.5% **Game: 52.9%** **4**

Player	fg-a	3fg-a	ft-a	reb	pf	tp	a	to	blk	s	min
Randolph, A. f	4-13	0-0	2-5	9	3	10	0	2	2	0	26
Thornton, M. g	2-14	2-6	6-6	7	1	12	0	1	0	1	33
Spencer, Bo g	0-6	0-4	0-0	2	0	0	0	0	0	0	19
Martin, Terry g	2-11	0-4	0-0	1	2	4	2	0	0	0	26
Temple, Garrett g	2-7	0-1	0-0	3	2	4	1	3	1	2	37
Mason, Dameon	3-9	0-0	1-2	3	3	7	0	2	1	3	29
Green, Garrett	1-2	0-0	0-0	1	2	0	0	0	0	0	12
Farrer, Alex	0-4	0-2	0-0	4	1	0	1	1	0	0	15
Thornton, Quintin	0-0	0-0	0-0	0	1	0	0	0	0	0	3
TEAM				7							
Totals.....	14-66	2-17	9-13	36	14	39	4	9	4	6	200

**TOTAL FG%** 1st Half: 7-30 23.3% 2nd Half: 7-36 19.4% **Game: 21.2%** **DB**  
**3-Pt. FG%** 1st Half: 2-9 22.2% 2nd Half: 0-8 0.0% **Game: 11.8%** **REBS,**  
**F Throw %** 1st Half: 3-6 50.0% 2nd Half: 6-7 85.7% **Game: 69.2%** **3**

Officials: Mike Stuart, Rick Hartzell, Antinno Petty  
Technical fouls: Mississippi State-None. LSU-None.  
Attendance: 7843

Score by Periods	1st	2nd	Total
Mississippi State	25	36	61
LSU	19	20	39

**Game 16 -- Ole Miss 74, LSU 71**  
01-12-08 5:00 pm at Oxford, Miss. (Tad Smith Coliseum)

Player	fg-a	3fg-a	ft-a	reb	pf	tp	a	to	blk	s	min
Randolph, A. f	8-14	0-0	2-5	11	1	18	1	3	3	1	39
Green, Garrett f	1-4	0-1	0-0	1	3	2	0	0	0	0	13
Thornton, M. g	9-20	4-10	3-6	3	3	25	2	1	0	1	38
Martin, Terry g	1-8	0-4	0-0	2	1	2	1	1	0	0	24
Temple, Garrett g	6-11	4-8	0-0	6	3	16	3	1	1	1	35
Spencer, Bo	0-0	0-0	0-0	1	0	0	1	0	0	0	6
Farrer, Alex	0-0	0-0	1-2	0	3	1	1	1	0	2	18
Thornton, Quintin	3-4	0-0	1-2	8	4	7	2	1	0	1	27
TEAM				3							
Totals.....	28-61	8-23	7-15	35	18	71	11	8	4	6	200

**TOTAL FG%** 1st Half: 12-26 46.2% 2nd Half: 16-35 45.7% **Game: 45.9%** **DB**  
**3-Pt. FG%** 1st Half: 2-8 25.0% 2nd Half: 6-15 40.0% **Game: 34.8%** **REB**  
**F Throw %** 1st Half: 3-6 50.0% 2nd Half: 4-9 44.4% **Game: 46.7%** **5**

Player	fg-a	3fg-a	ft-a	reb	pf	tp	a	to	blk	s	min
Williams, Kenny f	5-9	0-0	0-0	12	2	10	2	2	1	1	34
Curtis, Dwayne c	5-6	0-0	1-3	3	4	11	0	1	0	0	25
Warren, Chris g	4-13	3-7	4-7	4	3	15	2	0	0	0	35
Polynice, Eniel g	6-13	0-2	3-4	6	0	15	2	1	0	1	

**Game 17 -- Auburn 74, LSU 67**  
**01/16/08 7:00 pm at Maravich Center (Baton Rouge, LA)**

Auburn 10-5 (1-2)

Player	fg-a	3fg-a	ft-a	reb	pf	tp	a	to	blk	s	min
Prowell, Quan f	5-9	0-3	2-3	2	3	12	3	2	0	1	37
Tolbert, Frank g	7-12	0-2	2-5	9	4	16	1	1	1	1	32
Reed, D. g	7-10	4-6	2-5	3	1	20	5	4	0	3	35
Barrett, R. g	3-8	1-2	0-0	1	3	7	4	1	0	0	27
Robertson, Q. g	3-5	2-2	1-2	2	4	9	2	2	0	2	34
Hargrove, Lucas	4-8	2-4	0-0	5	3	10	0	2	0	2	28
Williams Jr, Larry	0-0	0-0	0-0	0	0	0	0	0	0	0	4
Heramb, Matt	0-1	0-0	0-0	1	0	0	0	1	0	0	3
TEAM				5							
Totals.....	29-53	9-19	7-15	28	18	74	15	13	1	9	200

<b>TOTAL FG%</b>	<b>1st Half: 11-27 40.7%</b>	<b>2nd Half: 18-26 69.2%</b>	<b>Game: 54.7%</b>	<b>DB</b>
<b>3-Pt. FG%</b>	<b>1st Half: 4-10 40.0%</b>	<b>2nd Half: 5-9 55.6%</b>	<b>Game: 47.4%</b>	<b>REBS</b>
<b>F Throw %</b>	<b>1st Half: 2-5 40.0%</b>	<b>2nd Half: 5-10 50.0%</b>	<b>Game: 46.7%</b>	<b>3</b>

LSU 7-10 (0-3)

Player	fg-a	3fg-a	ft-a	reb	pf	tp	a	to	blk	s	min
Randolph, A. f	6-9	0-0	0-2	5	2	12	4	5	0	1	32
Thornton, Q. f	0-0	0-0	1-2	2	4	1	0	2	0	0	30
Thornton, M. f	8-20	6-16	5-6	6	2	27	0	5	0	3	38
Temple, Garrett g	4-7	1-3	8-9	5	2	17	4	1	0	1	40
Farrer, Alex g	4-7	0-3	0-0	5	1	8	3	1	0	0	34
Spencer, Bo	1-1	0-0	0-0	0	2	2	0	0	0	0	3
Martin, Terry	0-3	0-2	0-0	1	5	0	1	0	0	1	18
Green, Garrett	0-1	0-0	0-0	0	1	0	0	1	0	0	5
TEAM				5							
Totals.....	23-48	7-24	14-19	29	19	67	12	15	0	6	200

<b>TOTAL FG%</b>	<b>1st Half: 13-22 59.1%</b>	<b>2nd Half: 10-26 38.5%</b>	<b>Game: 47.9%</b>	<b>DB</b>
<b>3-Pt. FG%</b>	<b>1st Half: 4-10 40.0%</b>	<b>2nd Half: 3-14 21.4%</b>	<b>Game: 29.2%</b>	<b>REB</b>
<b>F Throw %</b>	<b>1st Half: 2-4 50.0%</b>	<b>2nd Half: 12-15 80.0%</b>	<b>Game: 73.7%</b>	<b>2</b>

Officials: Rick Hartzell, Rick Crawford, Gary Maxwell  
 Technical fouls: Auburn-None. LSU-None.  
 Attendance: 9746

<b>Score by Periods</b>	<b>1st</b>	<b>2nd</b>	<b>Total</b>
<b>Auburn</b>	<b>28</b>	<b>46</b>	<b>74</b>
<b>LSU</b>	<b>32</b>	<b>35</b>	<b>67</b>

**Game 18 -- Vanderbilt 92, LSU 76**  
**1/19/08 12 p.m. at Nashville, Tenn. (Memorial Gym)**

LSU 7-11, 0-4 SEC

Player	fg-a	3fg-a	ft-a	reb	pf	tp	a	to	blk	s	min
Thornton, Q. f	2-2	0-0	0-0	0	4	4	0	0	0	0	19
Randolph, A. g	4-12	0-0	6-6	19	3	14	3	4	1	0	37
Thornton, M. g	10-21	2-6	5-6	6	3	27	2	5	0	0	38
Temple, Garrett g	3-6	0-2	4-5	4	2	10	3	3	2	0	37
Farrer, Alex g	3-5	1-3	0-0	1	4	7	0	2	0	1	20
Spencer, Bo	2-4	0-0	0-0	1	1	4	0	1	0	2	12
Martin, Terry	3-5	1-2	0-0	3	1	7	0	2	0	0	20
Green, Garrett	1-4	0-0	1-2	2	4	3	0	0	0	0	17
TEAM				2							
Totals.....	28-59	4-13	16-19	38	22	76	8	17	3	3	200

<b>TOTAL FG%</b>	<b>1st Half: 14-35 40.0%</b>	<b>2nd Half: 14-24 58.3%</b>	<b>Game: 47.5%</b>	<b>DB</b>
<b>3-Pt. FG%</b>	<b>1st Half: 2-5 40.0%</b>	<b>2nd Half: 2-8 25.0%</b>	<b>Game: 30.8%</b>	<b>REB</b>
<b>F Throw %</b>	<b>1st Half: 3-4 75.0%</b>	<b>2nd Half: 13-15 86.7%</b>	<b>Game: 84.2%</b>	<b>1,1</b>

Vanderbilt 17-2, 2-2 SEC

Player	fg-a	3fg-a	ft-a	reb	pf	tp	a	to	blk	s	min
FOSTER, Shan f	6-15	4-8	2-2	3	3	18	3	0	0	0	31
NELTNER, Ross f	6-8	0-0	4-5	5	1	16	0	0	1	2	27
OGILVY, A.J. c	2-6	0-0	6-7	3	3	10	0	3	0	0	19
BEAL, Jermaine g	5-10	0-3	0-1	3	1	10	9	0	0	1	32
GORDON, Alex g	6-12	4-7	2-2	1	2	18	1	1	0	3	31
METCALFE, Alan	2-5	0-0	2-3	3	3	6	1	2	0	0	13
BELL, Keegan	0-0	0-0	0-0	1	0	0	3	1	0	0	7
MCCLELLAN, D	3-3	1-1	1-3	6	4	8	2	0	1	1	21
GRAHAM, Jamie	0-0	0-0	0-0	0	0	0	0	0	0	0	1
WALKER, Andre	1-1	0-0	2-2	1	0	4	1	0	1	0	9
DRAKE, George	1-5	0-1	0-0	3	0	2	1	0	0	0	9
TEAM				2				1			
Totals.....	32-65	9-20	19-25	31	17	92	21	8	3	7	200

<b>TOTAL FG%</b>	<b>1st Half: 15-34 44.1%</b>	<b>2nd Half: 17-31 54.8%</b>	<b>Game: 49.2%</b>	<b>DB</b>
<b>3-Pt. FG%</b>	<b>1st Half: 4-9 44.4%</b>	<b>2nd Half: 5-11 45.5%</b>	<b>Game: 45.0%</b>	<b>REB</b>
<b>F Throw %</b>	<b>1st Half: 9-11 81.8%</b>	<b>2nd Half: 10-14 71.4%</b>	<b>Game: 76.0%</b>	<b>2</b>

Officials: Joe Lindsay, Patrick Evans, Bruce Benedict  
 Technical fouls: LSU-None. Vanderbilt-None.  
 Attendance: 13797

<b>Score by Periods</b>	<b>1st</b>	<b>2nd</b>	<b>Total</b>
<b>LSU</b>	<b>33</b>	<b>43</b>	<b>76</b>
<b>Vanderbilt</b>	<b>43</b>	<b>49</b>	<b>92</b>



# Anthony Randolph

Forward • 6-10 • 205 • Freshman • HS • Dallas, Texas • Woodrow Wilson HS

# 3

## Top Performances

### Points

Season: 24, vs. Southern, 11/30/07  
 Career: 24, vs. Southern, 11/30/07

### Rebounds

Season: 19, at Vandy, 1/19/08  
 Career: 19, at Vandy, 1/19/08

### Field Goals Made

Season: 10, vs. Southern, 11/30/07  
 Career: 10, vs. Southern, 11/30/07  
 14

### 3 PT FG Made

Season: 1, twice  
 Career: 1, twice

### Free Throws Made

Season: 8, vs. Oregon St., 12/22/07  
 Career: 8, vs. Oregon St., 12/22/07

### Assists

Season: 4, twice  
 Career: 4, twice

### Blocks

Season: 6, vs. SLU, 11/12/07  
 Career: 6, vs. SLU, 11/12/07

### Steals

Season: 4, twice  
 Career: 4, twice

### Minutes Played

Season: 39, at Ole Miss, 1/12/08  
 Career: 39, at Ole Miss, 1/12/08

## Top Career Scoring Games

- 24 vs. Southern, 11/30/07
- 21 vs. Arizona State, 11/21/07
- 21 vs. Chaminade, 11/20/07
- 19 vs. Southeastern La., 11/12/07
- 18 at Ole Miss, 1/12/08
- 16 at Texas A&M, 1/5/08
- 15 at Tulane, 1/2/08
- 14 at Vandy, 1/19/08
- 14 vs. Oregon State, 12/22/07
- 13 vs. Northwestern St., 12/15/07

**SEC Freshman of the Week, Nov. 19**

**Jay Bilas' ESPN.com All-Maui Team, Nov. 21**

## Freshman Season (2007-08)


Season rebounding high of 19 as he gets a double double for the second consecutive Saturday at Vandy (1/19) ... Third double double of the season against 16th-ranked Ole Miss (1/12), 18 points, 11 rebounds, 8-of-14 from the field .. Fifth straight double figure game of 10 in SEC opener vs. Mississippi State (1/9) ... Fourth straight double figure game with 16 at Texas A&M (1/5), playing most minutes of his career at 37 ... Third straight double figure game with 15 against Tulane (1/2) ... Ten points, nine boards against Washington, first game with no blocks (12/29) ... Eighth double figure scoring game with 14 against Oregon State (12/22) ... With four blocks against Northwestern State (12/15), blocked 13 shots last three games ... Fouled out for first time in Villanova game with about four minutes to go (12/6) ... Rebounded from off-night against Nicholls State (11/28) to record career high 24 points and second double double with 11 boards against Southern (11/30) ... 21 points in Maui versus Chaminade (11/20) and Arizona State (11/21) ... Named SEC Freshman of the Week (11/19) for his first two games ... Had a strong debut with his first double double against Southeastern (11/12) with 19 points, 13 rebounds ... Co-team leader in scoring, averaging 17.5 ppg and team leader in rebounds in exhibitions averaging 10 rpg ... 15-of-26 from the floor ... Second leading scorer on the Canadian exhibition tour, averaging 13.3 points per game with team best 6.7 rebounds ... Had eight blocks in three games ... Had 17 points, nine board, six blocks against York University.

## Randolph's Game-by-Game Statistics 2007-08

OPPONENT	MIN	FG	3FG	FT	REB	PF/D	A	TO	BLK	STL	PTS
Southeastern La.	33	7-11	1-2	4-6	13	2/0	2	2	6	4	19
McNeese State	29	5-9	0-1	2-4	7	3/0	3	2	1	2	12
Oklahoma State	26	2-5	0-1	1-2	5	4-0	2	5	3	0	5
Chaminade	32	9-14	0-0	3-4	9	2-0	2	4	2	1	21
Arizona State	34	8-14	0-2	5-6	7	2-0	1	0	2	1	21
Nicholls State	21	3-6	0-1	0-0	7	2-0	1	2	3	3	6
Southern	26	10-14	1-2	3-5	11	1-0	1	3	5	0	24
Villanova	27	5-10	0-1	2-3	6	5-0	1	4	4	1	12
Northwestern St.	28	3-9	0-1	7-10	8	1-0	4	1	4	1	13
Wichita State	28	3-13	0-1	0-1	3	2-0	1	0	2	4	6
Oregon State	35	3-10	0-0	8-12	9	3-0	0	3	1	2	14
Washington	36	2-11	0-0	6-6	9	3-0	0	3	0	3	10
Tulane	35	5-11	0-0	5-6	9	4-0	1	1	3	0	15
Texas A&M	37	7-17	0-2	2-6	7	4-0	0	2	2	0	16
Mississippi St.	26	4-13	0-0	2-5	9	3-0	0	2	2	0	10
Ole Miss	39	8-14	0-0	2-5	11	1-0	1	3	3	1	18
Auburn	32	6-9	0-0	0-2	5	2-0	4	5	0	1	12
Vanderbilt	37	4-12	0-0	6-6	19	3-0	3	4	1	0	14
Arkansas											
Auburn											
Alabama											
Tennessee											
Florida											
Kentucky											
Arkansas											
Ole Miss											
South Carolina											
Georgia											
Alabama											
Mississippi State											

## Anthony Randolph's Career Stats

YEAR	GP-GS	MIN/AVG	FG-FGA	PCT.	3FG-FGA	PCT.	FT-FTA	PCT.	REB-AVG	PF-FO	AST	TO	BLK	STL	PTS-AVG.
07-08	18-18	561-31.2	94-202	.465	2-14	.143	58-89	.652	154-8.6	47-1	27	46	44	24	248-13.8
<b>Totals</b>	<b>18-18</b>	<b>561-31.2</b>	<b>94-202</b>	<b>.465</b>	<b>2-14</b>	<b>.143</b>	<b>58-89</b>	<b>.652</b>	<b>154-8.6</b>	<b>47-1</b>	<b>27</b>	<b>46</b>	<b>44</b>	<b>24</b>	<b>248-13.8</b>



# Marcus Thornton

Guard \* 6-4 \* 198 \* Junior \* JC \* Baton Rouge, La. \* Kilgore College

# 5

## Top Performances

**Points**  
 Season: 27, three times  
 Career: 27, three times

**Rebounds**  
 Season: 13, at Villanova, 12/6/07  
 Career: 13, at Villanova, 12/6/07

**Field Goals Made**  
 Season: 10, at Vanderbilt, 1/19/08  
 Career: 10, at Vanderbilt, 1/19/08

**3 PT FG Made**  
 Season: 6, twice  
 Career: 6, twice

**Free Throws Made**  
 Season: 7, vs. SLU, 11/12/07  
 Career: 7, vs. SLU, 11/12/07

**Assists**  
 Season: 4, at Tulane, 1/2/08  
 Career: 4, at Tulane, 1/2/08

**Blocks**  
 Season: 1, three times  
 Career: 1, three times

**Steals**  
 Season: 4, vs. Southern, 11/30/07  
 Career: 4, vs. Southern, 11/30/07

**Minutes Played**  
 Season: 40, twice  
 Career: 40, twice

## Top Career Scoring Games

- 27 at Vanderbilt, 1/19/08
- 27 vs. Auburn, 1/16/08
- 27 vs. SLU, 11/12/07
- 25 at Ole Miss, 1/12/08
- 24 vs. Nicholls State, 11/28/07
- 24 vs. McNeese, 11/14/07
- 22 vs. Northwestern State, 12/15/07
- 22 vs. Southern, 11/30/07
- 20 vs. Oregon State, 12/21/07
- 20 vs. Okla. St., 11/19/07

## Junior Season (2007-08)

Three straight 20 point games with another 27 point effort, this time on the road at Vandy (1/19) ... Equaled season-opening high of 27 against Auburn (1/16), had 6 treys for the second times this year ... Made 4-of-9 second half treys and scored 25 to key comeback that nearly resulted in win over ranked Ole Miss on the road (1/12) ... Double figure scoring streak snapped against Tulane (1/2) ... Hit six three-pointers in seventh 20-point game against Oregon State (12/21) ... Third double double of the season at Wichita State (12/19) ... Sixth 20-plus point game against Northwestern State (12/15) ... Second double double at Villanova (12/6) ... Back-to-back 20-point games with 22 points against Southern (11/30) after 24 against Nicholls State (11/28) ... Hit three-pointer that forced overtime and was ESPN's No. 2 play of the day in OT loss against Arizona State (11/21) ... Opens season with three-consecutive 20-point games -- 20 against Oklahoma State (11/19) ... Posted back-to-back 20-plus games with 24 against McNeese (11/14) ... Just short of becoming first player since 2005 to score 30 in a game for LSU with 27 in opener vs. Southeastern Louisiana (11/12) ... Leading scorer on the Canadian tour, averaging 26.0 points per game and 6.3 rebounds ... Hit 32-of-55 field goal attempts, including 11-of-25 threes ... Had 30 in the win over Guelph and 29 points and 10 rebounds against the University of Toronto.

## Thornton's Game-by-Game Statistics

OPPONENT	MIN	FG	3FG	FT	REB	PF/D	A	TO	BLK	STL	PTS
Southeastern La.	34	8-14	4-7	7-9	2	0/0	2	2	0	2	27
McNeese State	37	8-16	2-8	6-7	3	1-0	2	3	1	1	24
Oklahoma State	31	6-14	2-6	6-6	3	3-0	1	0	1	1	20
Chaminade	29	2-12	0-4	0-2	2	3-0	0	1	1	2	4
Arizona State	40	7-19	4-12	0-0	12	4-0	1	5	0	1	18
Nicholls State	35	9-15	4-8	2-3	6	1-0	1	2	1	0	24
Southern	32	9-15	4-7	0-0	7	1-0	3	1	0	4	22
Villanova	38	6-15	1-6	2-2	13	3-0	2	2	0	1	15
Northwestern St.	24	7-15	4-10	4-5	5	2-0	2	2	1	3	22
Wichita State	38	3-13	0-6	6-6	11	3-0	2	3	0	0	12
Oregon State	30	6-17	6-10	2-2	6	3-0	1	2	0	2	20
Washington	33	7-15	0-4	4-4	8	3-0	2	4	0	2	18
Tulane	32	3-8	0-5	1-2	1	4-0	4	1	1	2	7
Texas A&M	37	5-16	0-3	2-2	7	2-0	0	1	0	1	12
Mississippi St.	33	2-14	2-6	6-6	7	1-0	0	1	0	1	12
Ole Miss	38	9-20	4-10	3-6	3	3-0	2	1	0	1	25
Auburn	38	8-20	6-16	5-6	6	2-0	0	5	0	3	27
Vanderbilt	38	10-21	2-6	5-6	6	3-0	2	5	0	0	27
Arkansas											
Auburn											
Alabama											
Tennessee											
Florida											
Kentucky											
Arkansas											
Ole Miss											
South Carolina											
Georgia											
Alabama											
Mississippi State											

## Marcus Thornton's Career Stats

YEAR	GP-GS	MIN/AVG	FG-FGA	PCT.	3FG-FGA	PCT.	FT-FTA	PCT.	REB-AVG	PF-FO	AST	TO	BLK	STL	PTS-AVG.
07-08	18-18	617-34.3	115-279	.412	45-134	.336	61-74	.824	108-6.0	42-0	27	41	6	27	336-18.7
<b>Totals</b>	<b>18-18</b>	<b>617-34.3</b>	<b>115-279</b>	<b>.412</b>	<b>45-134</b>	<b>.336</b>	<b>61-74</b>	<b>.824</b>	<b>108-6.0</b>	<b>42-0</b>	<b>27</b>	<b>41</b>	<b>6</b>	<b>27</b>	<b>336-18.7</b>



# Greg Terrebonne

Guard • 6-0 • 205 • Sophomore • 1VL • Galliano, La. • South Lafourche HS

# 10

### Top Performances

#### Points

Season: 2, vs. Southern, 11/30/07  
 Career: 2, vs. Southern, 11/30/07

#### Rebounds

Season:  
 Career: 1, three times

#### Field Goals Made

Season: 1, vs. Southern, 11/30/07  
 Career: 1, vs. Southern, 11/30/07

#### 3 PT FG Made

Season:  
 Career:

#### Free Throws Made

Season:  
 Career:

#### Assists

Season: 2, vs. Southern, 11/30/07  
 Career: 2, vs. Southern, 11/30/07

#### Blocks

Season:  
 Career:

#### Steals

Season:  
 Career: 1, vs. Wright St., 12/27/06

#### Minutes Played

Season: 2, three times  
 Career: 2, three times

### Top Career Scoring Games

1. 2 vs. Southern, 11/30/07

### Sophomore Season (2007-08)

Much to crowd's delight got first college points against Southern (11/30) at the buzzer ... Saw first action against Nicholls State (11/29) ... Scored two points in final two minutes of exhibition, his first points scored on the LSU court.


### Terrebonne's Game-by-Game Statistics

#### 2007-08

OPPONENT	MIN	FG	3FG	FT	REB	PF/D	A	TO	BLK	STL	PTS
Southeastern La.	DNP										
McNeese State	DNP										
Oklahoma State	DNP										
Chaminade	DNP										
Arizona State	DNP										
Nicholls State	2	0-0	0-0	0-0	0	0-0	0	1	0	0	0
Southern	2	1-3	0-0	0-0	0	0-0	2	0	0	0	2
Villanova	DNP										
Northwestern St.	2	0-0	0-0	0-0	0	0-0	0	0	0	0	0
Wichita State	DNP										
Oregon State	DNP										
Washington	DNP										
Tulane	DNP										
Texas A&M	DNP										
Mississippi St.	DNP										
Ole Miss	DNP										
Auburn	DNP										
Vanderbilt	DNP										
Arkansas											
Auburn											
Alabama											
Tennessee											
Florida											
Kentucky											
Arkansas											
Ole Miss											
South Carolina											
Georgia											
Alabama											
Mississippi State											

### Greg Terrebonne's Career Stats

YEAR	GP-GS	MIN/AVG	FG-FGA	PCT.	3FG-FGA	PCT.	FT-FTA	PCT.	REB-AVG	PF-FO	AST	TO	BLK	STL	PTS-AVG.
06-07	5-0	7/1.4	0-0	.000	0-0	.000	0-0	.000	3-0.6	0-0	1	1	0	1	0-0.0
07-08	3-0	6/2.0	1-3	.333	0-0	.000	0-0	.000	0-0.0	0-0	2	1	0	0	2-0.7
<b>Totals</b>	<b>8-0</b>	<b>13/1.6</b>	<b>1-3</b>	<b>.333</b>	<b>0-0</b>	<b>.000</b>	<b>0-0</b>	<b>.000</b>	<b>3-0.4</b>	<b>0-0</b>	<b>3</b>	<b>2</b>	<b>0</b>	<b>1</b>	<b>2-0.3</b>



# Bo Spencer

Guard • 6-1 • 180 • Freshman • HS • Baton Rouge, La. • Glen Oaks HS

# 11

## Top Performances

### Points

Season: 14, vs. Arizona St., 11/21/07  
 Career: 14, vs. Arizona St., 11/21/07

### Rebounds

Season: 4, vs. Nicholls St., 11/28/07  
 Career: 4, vs. Nicholls St., 11/28/07

### Field Goals Made

Season: 5, vs. Arizona St., 11/21/07  
 Career: 5, vs. Arizona St., 11/21/07

### 3 PT FG Made

Season: 4, vs. Arizona St., 11/21/07  
 Career: 4, vs. Arizona St., 11/21/07

### Free Throws Made

Season: 5, vs. NW State, 12/15/07  
 Career: 5, vs. NW State, 12/15/07

### Assists

Season: 6, vs. Southern, 11/30/07  
 Career: 6, vs. Southern, 11/30/07

### Blocks

Season: 1, vs. Chaminade, 11/20/07  
 Career: 1, vs. Chaminade, 11/20/07

### Steals

Season: 2, vs. NW State., 12/15/07  
 Career: 2, vs. NW State, 12/15/07

### Minutes Played

Season: 34, vs. Arizona St., 11/21/07  
 Career: 34, vs. Arizona St., 11/21/07

## Top Career Scoring Games

1. 14, vs. Arizona State, 11/21/07
2. 11, vs. Nicholls State, 11/28/07
2. 11, vs. Chaminade, 11/20/07
4. 10, vs. Okla. St., 11/19/07
5. 9, at Tulane, 1/2/08
5. 9, vs. Northwestern State, 12/15/07
7. 7, vs. SLU, 11/12/07
8. 5, at Villanova, 12/6/07
9. 4, at Vanderbilt, 1/19/08
9. 4, at Wichita State, 12/19/07

## Freshman Season (2007-08)

Had four points, two steals at Vandy (1/19) ... Made first LSU start against A&M (1/5) with four assists in 29 minutes ... Best game since hurting ankle with nine points in 24 minutes against Tulane (1/2) ... Only able to play three minutes against Oregon State (12/21) after spraining ankle in game at Wichita State (12/19) ... Failed to score against Southern (11/30), but had season best six assists, just two turnovers ... Fourth consecutive double figure game (11) against Nicholls (11/28) ... Season best 14 points against Arizona State (11/21) ... Spencer also had 11 against Chaminade (11/20) and 10 versus Oklahoma State (11/19) ... Spencer scored seven in opener vs. Southeastern (11/12) ... Spencer averaged 7.5 points per game in exhibitions, hitting 7-of-9 field goal attempts ... Averaged 8.7 points and 5.3 rebounds in the Canadian exhibition tour, hitting 50 percent from the field.

## Spencer's Game-by-Game Statistics


### 2007-08

OPPONENT	MIN	FG	3FG	FT	REB	PF/D	A	TO	BLK	STL	PTS
Southeastern La.	21	3-3	1-1	0-0	1	1/0	2	2	0	1	7
McNeese State	12	0-0	0-0	2-2	1	0-0	0	1	0	0	2
Oklahoma State	25	3-6	2-3	2-2	1	2-0	4	4	0	1	10
Chaminade	23	4-6	3-5	0-0	3	2-0	2	2	1	0	11
Arizona State	34	5-9	4-8	0-0	2	3-0	3	2	0	0	14
Nicholls State	29	3-8	3-7	2-2	4	1-0	3	2	0	0	11
Southern	26	0-3	0-3	0-0	1	3-0	6	2	0	1	0
Villanova	21	1-4	1-4	2-3	1	3-0	3	1	0	0	5
Northwestern St.	26	2-5	0-1	5-7	3	0-0	3	2	0	2	9
Wichita State	20	1-5	1-4	1-2	1	1-0	0	1	0	1	4
Oregon State	3	0-0	0-0	0-0	0	0-0	1	0	0	0	0
Washington	19	0-2	0-1	0-0	1	2-0	0	2	0	1	0
Tulane	24	3-9	2-5	1-2	3	3-0	2	1	0	1	9
Texas A&M	29	1-5	0-2	0-0	1	0-0	4	2	0	0	2
Mississippi St.	19	0-6	0-4	0-0	2	0-0	0	0	0	0	0
Ole Miss	6	0-0	0-0	0-0	1	0-0	1	0	0	0	0
Auburn	3	1-1	0-0	0-0	0	2-0	0	0	0	0	2
Vanderbilt	12	2-4	0-0	0-0	1	1-0	0	1	0	2	4
Arkansas											
Auburn											
Alabama											
Tennessee											
Florida											
Kentucky											
Arkansas											
Ole Miss											
South Carolina											
Georgia											
Alabama											
Mississippi State											

## Bo Spencer's Career Stats

YEAR	GP-GS	MIN/AVG	FG-FGA	PCT.	3FG-FGA	PCT.	FT-FTA	PCT.	REB-AVG	PF-FO	AST	TO	BLK	STL	PTS-AVG.
07-08	18-2	352-19.6	29-76	.382	17-48	.354	15-20	.750	27-1.5	24-0	34	25	1	10	90-5.0
<b>Totals</b>	<b>18-2</b>	<b>352-19.6</b>	<b>29-76</b>	<b>.382</b>	<b>17-48</b>	<b>.354</b>	<b>15-20</b>	<b>.750</b>	<b>27-1.5</b>	<b>24-0</b>	<b>34</b>	<b>25</b>	<b>1</b>	<b>10</b>	<b>90-5.0</b>





# Terry Martin

Guard • 6-6 • 207 • Junior • 1VL • Monroe, La. • Texas Tech

# 13

## Top Performances

**Points**  
 Season: 19, at Tulane, 1/2/08  
 Career: 23, vs. Auburn, 1/13/07

**Rebounds**  
 Season: 7, twice  
 Career: 7, twice

**Field Goals Made**  
 Season: 7, at Tulane, 1/2/08  
 Career: 8, vs. Auburn, 1/13/07

**3 PT FG Made**  
 Season: 4, twice  
 Career: 5, twice

**Free Throws Made**  
 Season: 2, three times  
 Career: 4, twice

**Assists**  
 Season: 6, vs. Oregon St., 12/21/07  
 Career: 6, vs. Oregon St., 12/21/07

**Blocks**  
 Season: 3, vs. Chaminade, 11/20/07  
 Career: 3, vs. Chaminade, 11/20/07

**Steals**  
 Season: 1, six times  
 Career: 3, at Georgia, 1/2/07

**Minutes Played**  
 Season: 40, vs. Oregon St., 12/21/07  
 Career: 40, vs. Oregon St., 12/21/07

## Top Career Scoring Games

- 23 vs. Auburn, 1/13/07
- 19 at Tulane, 1/2/08
- 19 vs La. Tech, 12/23/06
- 18 vs. Florida, 2/24/07
- 16 at Kentucky, 2/20/07
- 16 at Georgia, 1/28/07
- 15 vs. Oregon State, 12/21/07
- 15 vs. Northwestern State, 12/15/07
- 15 at Tennessee, 2/6/07
- 15 vs. Ole Miss, 1/17/07

## Junior Season (2007-08)

Stopped four game streak without a trey and scored seven points in 20 minutes at Vandy (1/19) ... Double figure scoring streak came to an end at A&M (1/5) with six points ... Maybe playing some of his best LSU basketball with seven straight in double figures with season high 19 against Tulane (1/2) ... Hit at least three treys in five of last six games ... Made it five straight double figure scoring games with 15 against Oregon State (12/21) ... Also played 40 minutes in a game for the first time in career and had six assists and no turnovers against the Beavers ... Extended his double figure scoring streak to four games at Wichita (12/19) ... Back-to-back season high in points after 15 against Northwestern State (12/15) ... Season high in three-pointers (4) and points (14) at Villanova (12/6) ... Third double figure game of 11 against Southern (11/30) ... 13 points against Chaminade with three treys (11/20) ... First double figure game of year with 11 vs. McNeese (11/14) ... Scored six in opener (11/12) ... Averaged 15 points for the exhibition games after hitting 5-of-10 three-point attempts in 17-point effort against EA Sports ... Had 13 points, 5 assists against Belhaven ... Just one turnover ... Played primarily at the point guard position in Canada ... Averaging 13.0 points and 5.3 assists in the three games.

## Martin's Game-by-Game Statistics

### 2007-08

OPPONENT	MIN	FG	3FG	FT	REB	PF/D	A	TO	BLK	STL	PTS
Southeastern La.	31	2-7	0-2	2-2	4	3-0	3	2	0	1	6
McNeese State	30	5-10	1-3	0-2	5	0-0	2	2	1	1	11
Oklahoma State	24	2-9	1-6	0-0	6	3-0	0	2	0	0	5
Chaminade	33	5-12	3-8	0-1	7	3-0	1	1	3	1	13
Arizona State	27	1-8	1-7	0-0	2	2-0	3	3	0	0	3
Nicholls State	21	2-4	0-1	0-0	2	2-0	1	3	1	0	4
Southern	25	4-11	2-5	1-2	7	0-0	1	2	0	0	11
Villanova	22	5-10	4-6	0-0	2	1-0	2	1	1	1	14
Northwestern St.	29	5-11	3-6	2-2	3	2-0	4	2	0	0	15
Wichita State	27	4-10	3-6	0-0	3	1-0	0	4	0	0	11
Oregon State	40	5-18	3-11	2-2	2	2-0	6	0	1	0	15
Washington	31	6-13	2-6	0-0	1	3-0	2	3	1	0	14
Tulane	35	7-17	4-9	1-1	1	2-0	2	2	0	1	19
Texas A&M	21	3-8	0-3	0-0	2	2-0	1	2	0	0	6
Mississippi St.	26	2-11	0-4	0-0	1	2-0	2	0	0	0	4
Ole Miss	24	1-8	0-4	0-0	2	1-0	1	1	0	0	2
Auburn	18	0-3	0-2	0-0	1	5-1	1	0	0	1	0
Vanderbilt	20	3-5	1-2	0-0	3	1-0	0	2	0	0	7
Arkansas											
Auburn											
Alabama											
Tennessee											
Florida											
Kentucky											
Arkansas											
Ole Miss											
South Carolina											
Georgia											
Alabama											
Mississippi State											

## Terry Martin's Career Stats

YEAR	GP-GS	MIN/AVG	FG-FGA	PCT.	3FG-FGA	PCT.	FT-FTA	PCT.	REB-AVG	PF-FO	AST	TO	BLK	STL	PTS-AVG.
06-07	24-16	701/29.2	93-227	.410	52-134	.388	15-26	.577	67-2.8	37-1	35	43	6	11	253-10.5
07-08	18-16	484/26.9	62-175	.354	28-91	.308	8-12	.667	54-3.0	35-1	32	32	8	6	160-8.9
<b>Totals</b>	<b>42-32</b>	<b>1185/28.2</b>	<b>155-402</b>	<b>.386</b>	<b>80-225</b>	<b>.356</b>	<b>23-38</b>	<b>.605</b>	<b>121-2.9</b>	<b>72-2</b>	<b>67</b>	<b>75</b>	<b>14</b>	<b>17</b>	<b>413-9.8</b>



# Garrett Temple

Guard • 6-6 • 195 • Junior • 2VL • Baton Rouge, La. • Univeristy HS

# 14

## Top Performances

**Points**  
 Season: 17, twice  
 Career: 18, at Tulane, 12/2/06

**Rebounds**  
 Season: 7, vs. Oregon St., 12/21/07  
 Career: 8, four times

**Field Goals Made**  
 Season: 6, at Ole Miss, 1/12/08  
 Career: 7, vs. McNeese, 11/29/06

**3 PT FG Made**  
 Season: 4, at Ole Miss, 1/12/08  
 Career: 4, four times

**Free Throws Made**  
 Season: 8, vs. Auburn, 1/16/08  
 Career: 8, twice

**Assists**  
 Season: 7, vs. Arizona St., 11/21/07  
 Career: 7, seven times

**Blocks**  
 Season: 3, at Villanova, 12/6/07  
 Career: 4, vs. Auburn, 1/13/07

**Steals**  
 Season: 3, three times  
 Career: 4, twice

**Minutes Played**  
 Season: 40, three times  
 Career: 45, vs. Texas, 12/10/06

## Top Career Scoring Games

1. 18 at Tulane, 12/2/06
2. 17 vs. Auburn, 1/16/08
2. 17 vs. Oklahoma State, 11/19/07
2. 17 vs. Florida, 2/24/07
2. 17 at Oregon State, 12/17/06
2. 17 vs. McNeese State, 11/29/06
7. 16 at Ole Miss, 1/12/08
7. 16 at Mississippi State, 2/3/07
7. 16 vs. Nicholls State, 11/17/06
10. 14 three times

## Junior Season (2007-08)

Posted a third consecutive double figure scoring game at Vandy (1/19) ... Made 9-of-16 treys in last five games and had back-to-back double figure scoring games after 17 points vs. Auburn (1/16) ... Point total equaled season high from OSU game in Maui ... Moved back to point guard position and delivered with 16 points, with four treys at Ole Miss (1/12) ... First game at power forward because of injuries at A&M (1/5) ... For second straight game, hit two treys ... Hit two key treys against Tulane (1/2) to keep the Tigers in position late in the game ... Season high rebounds vs. Oregon State (12/21) ... Six assists at Villanova (12/6) ... Had 11 points and career equaling seven assists in loss at Arizona State ... Just one point off his career high with 17 against Oklahoma State (11/19) ... Came off the bench and had nine points in 30 minutes against McNeese (11/14) ... Failed to score in opener (11/12) ... Three points, four blocks in 19 minutes against Belhaven ... Temple did not play on the Canadian trip as he recovered from an ankle injury originally hurt on summer China trip and aggravated during a pickup game.

## Temple's Game-by-Game Statistics

### 2007-08

OPPONENT	MIN	FG	3FG	FT	REB	PF/D	A	TO	BLK	STL	PTS
Southeastern La.	29	0-1	0-1	0-2	1	3-0	1	2	0	0	0
McNeese State	30	3-4	0-1	3-4	2	2-0	2	0	2	1	9
Oklahoma State	34	4-7	3-5	6-6	3	4-0	5	4	1	1	17
Chaminade	35	3-7	1-3	2-4	4	2-0	4	2	1	3	9
Arizona State	40	2-4	1-2	6-6	5	4-0	7	4	1	1	11
Nicholls State	32	0-2	0-2	0-1	3	2-0	2	2	1	3	0
Southern	24	1-2	0-1	1-2	4	3-0	3	1	0	1	3
Villanova	39	2-6	1-4	3-4	3	3-0	6	4	3	3	8
Northwestern St.	31	1-2	0-0	2-2	6	3-0	2	5	1	2	4
Wichita State	31	3-7	0-4	0-0	2	3-0	2	1	1	0	6
Oregon State	40	1-3	0-1	2-2	7	1-0	5	2	2	2	4
Washington	32	0-3	0-1	0-0	3	2-0	5	4	1	0	0
Tulane	33	2-2	2-2	0-0	4	1-0	2	2	0	0	6
Texas A&M	32	3-4	2-2	0-0	3	5-1	2	3	1	0	8
Mississippi St.	37	2-7	0-1	0-0	3	2-0	1	3	1	2	4
-Ole Miss	35	6-11	4-8	0-0	6	3-0	3	1	1	1	16
Auburn	40	4-7	1-3	8-9	5	2-0	4	1	0	1	17
Vanderbilt	37	3-6	0-2	4-5	4	2-0	3	3	2	0	10
Arkansas											
Auburn											
Alabama											
Tennessee											
Florida											
Kentucky											
Arkansas											
Ole Miss											
South Carolina											
Georgia											
Alabama											
Mississippi State											

## Garrett Temple's Career Stats

YEAR	GP-GS	MIN/AVG	FG-FGA	PCT.	3FG-FGA	PCT.	FT-FTA	PCT.	REB-AVG	PF-FO	AST	TO	BLK	STL	PTS-AVG.
05-06	36-35	1207/33.5	65-194	.335	27-109	.248	25-37	.676	94-2.6	87-2	99	70	31	38	182-5.1
06-07	32-32	1099/34.3	91-230	.396	35-130	.269	57-70	.814	118-3.7	79-1	138	83	34	52	274-8.6
07-08	18-16	611/33.9	40-85	.471	15-43	.349	37-47	.787	68-3.8	47-1	59	44	19	21	132-7.3
<b>Totals</b>	<b>86-83</b>	<b>2917/33.9</b>	<b>196-509</b>	<b>.385</b>	<b>77-282</b>	<b>.273</b>	<b>119-154</b>	<b>.773</b>	<b>280-3.3</b>	<b>213-4</b>	<b>296</b>	<b>197</b>	<b>84</b>	<b>111</b>	<b>588-6.8</b>



# Garrett Green

Forward • 6-10 • 218 • Freshman • HS • Woodland Hills, Calif. • Taft HS

# 20

## Top Performances

### Points

Season: 6, vs. Oregon St., 12/21/07  
 Career: 6, vs. Oregon St., 12/21/07

### Rebounds

Season: 8, vs. Southern, 11/30/07  
 Career: 8, vs. Southern, 11/30/07

### Field Goals Made

Season: 2, five times  
 Career: 2, five times

### 3 PT FG Made

Season: 1, vs. Oregon St., 12/21/07  
 Career: 1, vs. Oregon St., 12/21/07

### Free Throws Made

Season: 1, three times  
 Career: 1, three times

### Assists

Season: 1, three times  
 Career: 1, three times

### Blocks

Season: 2, vs. Okla. St., 11/19/07  
 Career: 2, vs. Okla. St., 11/19/07

### Steals

Season: 1, vs. Okla. St., 11/19/07  
 Career: 1, vs. Okla. St., 11/19/07

### Minutes Played

Season: 22, at Texas A&M, 1/5/08  
 Career: 22, at Texas A&M, 1/5/08

## Top Career Scoring Games

1. 6 vs. Oregon State, 12/21/07
2. 4 at Texas A&M, 1/5/07
2. 4 vs. Washington, 12/29/07
2. 4 vs. Southern, 11/30/07
2. 4 vs. Nicholls State, 11/28/07
- 6 3 at Vanderbilt, 1/19/08
7. 2 vs. Miss. State, 1/9/08
7. 2 at Wichita State, 12/19/07
7. 2 vs. NW State, 12/15/07
7. 2 vs. Arizona State, 11/21/07
7. 2 vs. Chaminade, 11/20/07

## Freshman Season (2007-08)

Made his first career start at Ole Miss (1/12) ... Career night in minutes with 24 against A&M (1/5), scoring four points ... Scored 4 sporting new short hair cut against Washington (12/29) ... Played more minutes (18) at Wichita State, (12/19) Equaled career high in points and upped high in rebounds against Southern (11/30) ... Scored first field goal of career against Chaminade (11/20) ... Played 17 minutes on his first venture onto the court in Maui (11/19) ... Made his only field goal attempt against EA Sports ... Green was 1-of-4 with four points in 12 minutes against Belhaven ... Green did not play in Canada while the coaches were deciding on redshirt possibility for 2007-08.


## Green's Game-by-Game Statistics

### 2007-08

OPPONENT	MIN	FG	3FG	FT	REB	PF/D	A	TO	BLK	STL	PTS
Southeastern La.	DNP										
McNeese State	DNP										
Oklahoma State	17	0-1	0-0	1-2	2	5-1	1	2	2	1	1
Chaminade	14	1-2	0-0	0-0	4	0-0	1	0	0	0	2
Arizona State	7	1-1	0-0	0-0	0	4-0	0	0	0	0	2
Nicholls State	7	2-3	0-0	0-1	5	0-0	0	2	0	0	4
Southern	13	2-2	0-0	0-0	8	2-0	0	0	0	0	4
Villanova	3	0-0	0-0	0-0	0	3-0	0	0	0	0	0
Northwestern St.	11	1-3	0-0	0-0	1	1-0	0	2	0	0	2
Wichita State	18	1-2	0-0	0-0	1	2-0	0	0	1	0	2
Oregon State	16	2-4	1-1	1-2	1	2-0	0	0	0	0	6
Washington	9	2-2	0-0	0-0	2	2-0	0	1	0	0	4
Tulane	10	0-0	0-0	0-0	2	1-0	0	2	0	0	0
Texas A&M	24	2-6	0-0	0-0	4	4-0	1	0	0	0	4
Mississippi St.	12	1-2	0-0	0-0	0	1-0	0	0	0	0	2
Ole Miss	13	1-4	0-1	0-0	1	3-0	0	0	0	0	2
Auburn	5	0-1	0-0	0-0	0	1-0	0	1	0	0	0
Vanderbilt	17	1-4	0-0	1-2	2	4-0	0	0	0	0	3
Arkansas											
Auburn											
Alabama											
Tennessee											
Florida											
Kentucky											
Arkansas											
Ole Miss											
South Carolina											
Georgia											
Alabama											
Mississippi State											

## Garrett Green's Career Stats

YEAR	GP-GS	MIN/AVG	FG-FGA	PCT.	3FG-FGA	PCT.	FT-FTA	PCT.	REB-AVG	PF-FO	AST	TO	BLK	STL	PTS-AVG.
07-08	16-1	196-12.3	17-37	.459	1-2	.500	3-7	.429	33-2.1	35-1	3	10	3	1	38-2.4
<b>Totals</b>	<b>16-1</b>	<b>196-12.3</b>	<b>17-37</b>	<b>.459</b>	<b>1-2</b>	<b>.500</b>	<b>3-7</b>	<b>.429</b>	<b>33-2.1</b>	<b>35-1</b>	<b>3</b>	<b>10</b>	<b>3</b>	<b>1</b>	<b>38-2.4</b>



# Chris Johnson

Center • 6-11 • 205 • Junior • 2VL • Montross, Va. • Laurinburg (NC) Prep

# 21

## Top Performances

**Points**  
 Season: 20, vs. Southern, 11/30/07  
 Career: 20, vs. Southern, 11/30/07

**Rebounds**  
 Season: 11, vs. Chaminade, 11/20/07  
 Career: 11, vs. Chaminade, 11/20/07

**Field Goals Made**  
 Season: 9, vs. Washington, 12/29/07  
 Career: 9, vs. Washington, 12/29/07

**3 PT FG Made**  
 Season: 3, vs. Okla. St., 11/19/07  
 Career: 3, vs. Okla. St., 11/19/07

**Free Throws Made**  
 Season: 6, twice  
 Career: 6, twice

**Assists**  
 Season: 1, five times  
 Career: 1, 12 times

**Blocks**  
 Season: 6, vs. McNeese, 11/14/07  
 Career: 6, vs. McNeese, 11/14/07

**Steals**  
 Season: 3, vs. NW St., 12/15/07  
 Career: 3, vs. NW St., 12/15/07

**Minutes Played**  
 Season: 37, vs. Okla. St., 11/19/07  
 Career: 37, vs. Okla. St., 11/19/07

## Top Career Scoring Games

- 20 vs. Southern, 11/30/07
- 19 vs. Washington, 12/29/07
- 19 vs. Oklahoma State, 11/19/07
- 18 vs. Chaminade, 11/20/07
- 16 vs. Northwestern State, 12/15/07
- 16 vs. Nicholls State, 11/28/07
- 13 vs. Alabama, 1/31/07
- 11 at Villanova, 12/6/07
- 11 vs. Arizona State, 11/21/07
- 9 twice

**Jay Bilas' ESPN.com All-Maui Team, Nov. 21**  
**LSU Athlete of the Week, Nov. 22**

## Junior Season (2007-08)

Suffered broken right hand early in second half against Tulane (1/2) ... Got scoring touch back in first half against Washington scoring 15 of his 19 points (12/29) ... Double figure scoring streak snapped at seven at Wichita (12/19) ... Scored in double figures in seventh straight game with 16 vs. Northwestern State (12/15) ... Made 18 straight free throws over four games before streak snapped on fifth attempt at Villanova (12/6) ... Career scoring night against Southern (11/30), for second straight game made all six free throw attempts ... Fourth straight double figure game against Nicholls State (11/29) ... Averaged 16 points for the three Maui games ... Back-to-back strong games with his first double-double against Chaminade (11/20) ... Had a career day, hitting three treys and scoring 19 points against Oklahoma State (11/19) ... Moved into the starting lineup against McNeese (11/14) with four points and six blocks ... Two points on a dunk in opener (11/12) ... Averaged 8.5 points and 5.0 rebounds in 20 minutes during the two exhibitions ... Johnson had nine points, three assists in 14 minutes in first exhibition ... Johnson averaged 9.3 points per game and 6.3 rebounds with seven blocks in the three-game exhibition tour of Canada

## Johnson's Game-by-Game Statistics

### 2007-08

OPPONENT	MIN	FG	3FG	FT	REB	PF/D	A	TO	BLK	STL	PTS
Southeastern La.	13	1-4	0-2	0-0	2	0-0	0	0	1	1	2
McNeese State	26	2-4	0-1	0-0	3	3-0	1	2	6	0	4
Oklahoma State	37	8-9	3-4	0-0	5	2-0	1	7	0	0	19
Chaminade	34	8-15	0-1	2-3	11	1-0	1	1	3	1	18
Arizona State	21	4-5	1-1	2-2	5	5-1	1	5	2	1	11
Nicholls State	24	5-7	0-1	6-6	6	2-0	0	3	3	1	16
Southern	26	7-10	0-0	6-6	5	1-0	0	2	2	1	20
Villanova	32	3-5	0-2	5-6	4	2-0	0	3	3	1	11
Northwestern St.	33	6-8	2-2	2-2	2	1-0	1	2	1	3	16
Wichita State	29	2-7	0-0	0-0	7	1-0	0	2	1	0	4
Oregon State	29	3-5	0-0	0-0	3	4-0	1	3	2	2	6
Washington	36	9-12	1-1	0-0	9	3-0	0	1	2	1	19
Tulane	15	1-4	0-1	1-2	1	2-0	0	3	1	1	3
Texas A&M	DNP	--	--	--	--	--	--	--	--	--	--
Mississippi St.	DNP	--	--	--	--	--	--	--	--	--	--
Ole Miss	DNP	--	--	--	--	--	--	--	--	--	--
Auburn	DNP	--	--	--	--	--	--	--	--	--	--
Vanderbilt	DNP	--	--	--	--	--	--	--	--	--	--
Arkansas											
Auburn											
Alabama											
Tennessee											
Florida											
Kentucky											
Arkansas											
Ole Miss											
South Carolina											
Georgia											
Alabama											
Mississippi State											

## Chris Johnson's Career Stats

YEAR	GP-GS	MIN/AVG	FG-FGA	PCT.	3FG-FGA	PCT.	FT-FTA	PCT.	REB-AVG	PF-FO	AST	TO	BLK	STL	PTS-AVG.
05-06	10-0	43/4.3	6-18	.333	0-6	.000	1-2	.500	7-0.7	2-0	3	6	3	2	13-1.3
06-07	18-2	122/6.8	24-43	.558	3-6	.500	7-11	.636	29-1.6	19-0	3	8	12	2	58-3.2
07-08	13-12	355/27.3	59-95	.621	7-16	.438	24-27	.889	63-4.8	27-1	6	34	27	13	149-11.5
<b>Totals</b>	<b>41-14</b>	<b>520/12.7</b>	<b>89-156</b>	<b>.571</b>	<b>10-28</b>	<b>.357</b>	<b>32-40</b>	<b>.800</b>	<b>99-2.4</b>	<b>48-1</b>	<b>12</b>	<b>48</b>	<b>42</b>	<b>17</b>	<b>220-5.4</b>



# Alex Farrer

Guard • 6-5 • 200 • Sophomore • 1VL • Phoenix, Ariz. • St. Mary's HS

# 30

## Top Performances

### Points

Season: 8, at Auburn, 1/16/08  
 Career: 8, at Auburn, 1/16/08

### Rebounds

Season: 5, at Auburn, 1/16/08  
 Career: 5, at Auburn, 1/16/08

### Field Goals Made

Season: 4, at Auburn, 1/16/08  
 Career: 4, at Auburn, 1/16/08

### 3 PT FG Made

Season: 1, at Texas A&M, 1/5/07  
 Career: 1, six times

### Free Throws Made

Season: 2, vs. Oregon St., 12/21/07  
 Career: 2, three times

### Assists

Season: 3, vs. Auburn, 1/16/08  
 Career: 3, vs. Auburn, 1/16/08

### Blocks

Season:  
 Career:

### Steals

Season: 2, twice  
 Career: 2, twice

### Minutes Played

Season: 34, vs. Auburn, 1/16/08  
 Career: 34, vs. Auburn, 1/16/08

## Top Career Scoring Games

1. 8 vs. Auburn, 1/16/08
2. 7 at Vanderbilt, 1/19/08
3. 5 at Texas A&M, 1/5/07
3. 5 vs. McNeese State, 11/29/06
3. 5 vs. Nicholls State, 11/17/06
6. 4 vs. Arizona State, 11/21/07
7. 3 vs. South Carolina, 3/3/07
7. 3 at Kentucky, 2/20/07
9. 2 vs. Oregon State, 12/21/07
9. 2 at Wichita State, 12/19/07
9. 2 vs. UL-Monroe, 11/19/06

## Sophomore Season (2007-08)

Second start at Vandy, played 20 minutes with seven points ... Made his first career start, had career high eight points, three assists in 34 minutes against Auburn (1/16) ... Played 18 minutes and was in the game at crunch time at Ole Miss (1/12) ... Posted points for the fourth time at Wichita (12/19) ... Came in for first time in Chaminade game (11/20), took a blow to the nose, came down and got an assist before going to the bench for treatment ... Farr failed to score in either exhibition contest ... Started one game in Canada, averaged 4.3 points per game and hit three treys.


## Farrer's Game-by-Game Statistics

### 2007-08

OPPONENT	MIN	FG	3FG	FT	REB	PF/D	A	TO	BLK	STL	PTS
Southeastern La.	DNP										
McNeese State	DNP										
Oklahoma State	DNP										
Chaminade	0+	0-0	0-0	0-0	0	0-0	1	0	0	0	0
Arizona State	22	1-2	1-1	1-2	1	1-0	2	1	0	0	4
Nicholls State	8	0-0	0-0	1-2	1	1-0	1	2	0	0	1
Southern	2	0-0	0-0	0-0	0	0-0	0	0	0	0	0
Villanova	DNP										
Northwestern St.	8	0-0	0-0	1-2	2	0-0	0	1	0	0	1
Wichita State	9	1-1	0-0	0-0	0	0-0	1	0	0	0	2
Oregon State	7	0-0	0-0	2-2	2	0-0	1	0	0	0	2
Washington	4	0-0	0-0	0-2	0	0-0	0	0	0	0	0
Tulane	2	0-1	0-1	0-0	0	0-0	0	0	0	0	0
Texas A&M	20	2-6	1-3	0-0	1	3-0	1	1	0	2	5
Mississippi St.	15	0-4	0-2	0-0	4	1-0	1	1	0	0	0
Ole Miss	18	0-0	0-0	1-2	0	3-0	1	1	0	2	1
Auburn	34	4-7	0-3	0-0	5	1-0	3	1	0	0	8
Vanderbilt	20	3-5	1-3	0-0	1	4-0	0	2	0	1	20
Arkansas											
Auburn											
Alabama											
Tennessee											
Florida											
Kentucky											
Arkansas											
Ole Miss											
South Carolina											
Georgia											
Alabama											
Mississippi State											

## Alex Farrer's Career Stats

YEAR	GP-GS	MIN/AVG	FG-FGA	PCT.	3FG-FGA	PCT.	FT-FTA	PCT.	REB-AVG	PF-FO	AST	TO	BLK	STL	PTS-AVG.
06-07	14-0	86/6.1	5-23	.217	4-20	.200	4-6	.667	14-1.0	7-0	6	5	2	0	18-1.3
07-08	14-2	178/12.7	11-27	.407	3-14	.214	6-12	.500	19-1.4	12-0	12	11	0	5	31-2.2
<b>Totals</b>	<b>28-2</b>	<b>264/9.4</b>	<b>16-50</b>	<b>.320</b>	<b>7-34</b>	<b>.206</b>	<b>10-18</b>	<b>.556</b>	<b>33-1.2</b>	<b>22-0</b>	<b>18</b>	<b>16</b>	<b>2</b>	<b>5</b>	<b>49-1.8</b>



# Quintin Thornton

Forward • 6-8 • 230 • Junior • JC • Orlando, Fla. • Odessa College

# 32

### Top Performan

Season: 7, at Ole Miss, 1/12/08  
 Career: 7, at Ole Miss, 1/12/08

### Rebounds

Season: 8, at Ole Miss, 1/12/08  
 Career: 8, at Ole Miss, 1/12/08

### Field Goals Made

Season: 3, at Ole Miss, 1/12/08  
 Career: 3, at Ole Miss, 1/12/08

### 3 PT FG Made

Season:  
 Career:

### Free Throws Made

Season: 1, twice  
 Career: 1, twice

### Assists

Season: 2, at Ole Miss, 1/12/08  
 Career: 2, at Ole Miss, 1/12/08

### Blocks

Season:  
 Career:

### Steals

Season: 1, at Ole Miss, 1/12/08  
 Career: 1, at Ole Miss, 1/12/08

### Minutes Played

Season: 30, vs. Auburn, 1/16/08  
 Career: 30, vs. Auburn, 1/16/08

### Top Career Scoring Games

- 7 at Ole Miss, 1/12/08
- 4 at Vanderbilt, 1/19/08
- 1 vs. Auburn, 1/16/08

### Junior Season (2007-08)

Showed the potential the coaches saw in Canada in his first extensive minutes, scoring 7 points with 8 boards in 27 minutes at nationally-ranked Ole Miss (1/12) ... Returned to practice Jan. 8, played for first time at LSU on Jan. 9 ... Injured early in practice, needing surgery on right pectoral muscle ... Possibly a medical redshirt ... Averaged 12.7 minutes a game and 2.7 points and 4.0 rebounds in Canadian tour.

### Thornton's Game-by-Game Statistics

#### 2007-08

OPPONENT	MIN	FG	3FG	FT	REB	PF/D	A	TO	BLK	STL	PTS
Southeastern La.	DNP-Injury										
McNeese State	DNP-Injury										
Oklahoma State	DNP-Injury										
Chaminade	DNP-injury										
Arizona State	DNP-injury										
Nicholls State	DNP-injury										
Southern	DNP-injury										
Villanova	DNP-injury										
Northwestern St.	DNP-injury										
Wichita State	DNP-injury										
Oregon State	DNP-injury										
Washington	DNP-injury										
Tulane	DNP-injury										
Texas A&M	DNP-injury										
Mississippi St.	3	0-0	0-0	0-0	0	1-0	0	0	0	0	0
Ole Miss	27	3-4	0-0	1-2	8	4-0	2	1	0	1	7
Auburn	30	0-0	0-0	1-2	2	4-0	0	2	0	0	1
Vanderbilt	19	2-2	0-0	0-0	0	4-0	0	0	0	0	4
Arkansas											
Auburn											
Alabama											
Tennessee											
Florida											
Kentucky											
Arkansas											
Ole Miss											
South Carolina											
Georgia											
Alabama											
Mississippi State											

### Quintin Thornton's Career Stats

YEAR	GP-GS	MIN/AVG	FG-FGA	PCT.	3FG-FGA	PCT.	FT-FTA	PCT.	REB-AVG	PF-FO	AST	TO	BLK	STL	PTS-AVG.
07-08	4-2	79-19.8	5-6	.833	0-0	.000	2-4	.500	10-2.5	13-0	2	3	0	1	12-3.0
<b>Totals</b>	<b>4-2</b>	<b>79-19.8</b>	<b>5-6</b>	<b>.833</b>	<b>0-0</b>	<b>.000</b>	<b>2-4</b>	<b>.500</b>	<b>10-2.5</b>	<b>13-0</b>	<b>2</b>	<b>3</b>	<b>0</b>	<b>1</b>	<b>12-3.0</b>

**LSU Season Schedule/Results & Leaders (as of Jan 19, 2008)**  
**All games**

<b>RECORD:</b>	<b>OVERALL</b>	<b>HOME</b>	<b>AWAY</b>	<b>NEUTRAL</b>
<b>ALL GAMES.....</b>	<b>(7-11)</b>	<b>(6-3)</b>	<b>(0-6)</b>	<b>(1-2)</b>
<b>CONFERENCE.....</b>	<b>(0-4)</b>	<b>(0-2)</b>	<b>(0-2)</b>	<b>(0-0)</b>
<b>NON-CONFERENCE.....</b>	<b>(7-7)</b>	<b>(6-1)</b>	<b>(0-4)</b>	<b>(1-2)</b>

DATE	TIME	OPPONENT		SCORE	ATTEND	HIGH POINTS	HIGH REBOUNDS
11/12/07	7:00 pm	SOUTHEASTERN LOUISIANA	W	72-62	8171	(27)Thornton, Marcus	(13)Randolph, Anthony
11/14/07	7:00 pm	MCNEESE STATE	W	78-74	7891	(24)Thornton, Marcus	(14)Mitchell, Tasmin
11-19-07	12 p.m.	& vs OKLAHOMA STATE		77-83	L 2500	(20)Thornton, Marcus	(6)Martin, Terry
11-20-07	8:30 a.m.	& vs CHAMINADE	W	78-72	2500	(21)Randolph, Anthony	(11)Johnson, Chris
11-21-07	9 a.m.	& vs ARIZONA STATE		84-87	LOT 2500	(21)Randolph, Anthony	(12)Thornton, Marcus
11/28/07	7:00 pm	NICHOLLS STATE	W	68-41	7704	(24)Thornton, Marcus	(7)Randolph, Anthony
11/30/07	7:00 pm	SOUTHERN UNIVERSITY	W	88-45	7719	(24)Randolph, Anthony	(11)Randolph, Anthony
12/06/07	9:30 PM	# at Villanova		67-68	L 9212	(15)Thornton, Marcus	(13)Thornton, Marcus
12/15/07	7:00 pm	NORTHWESTERN STATE	W	82-58	7809	(22)Thornton, Marcus	(8)Randolph, Anthony
12-19-07	7:07 pm	at Wichita St.		47-67	L 10478	(12)Thornton, Marcus	(11)Thornton, Marcus
12/22/07	2:00 pm	OREGON STATE	W	67-61	7713	(20)Thornton, Marcus	(9)Randolph, Anthony
12/29/07	2:00 pm	WASHINGTON		65-73	L 8947	(19)Johnson, Chris	(9)Randolph, Anthony
							(9)Johnson, Chris
01/02/08	8 p.m.	at Tulane		63-68	L 3690	(19)Martin, Terry	(9)Randolph, Anthony
01/05/08	7 p.m.	at Texas A&M		53-79	L 12255	(16)Randolph, Anthony	(7)Randolph, Anthony
							(7)Thornton, Marcus
01/09/08	7:00 PM	* MISSISSIPPI STATE		39-61	L 7843	(12)Thornton, Marcus	(9)Randolph, Anthony
01-12-08	5:00 pm	* at Ole Miss		71-74	L 9328	(25)Thornton, Marcus	(11)Randolph, Anthony
01/16/08	7:00 pm	* AUBURN		67-74	L 9746	(27)Thornton, Marcus	(6)Thornton, Marcus
1/19/08	12 p.m.	* at Vanderbilt		76-92	L 13797	(27)Thornton, Marcus	(19)Randolph, Anthony

\* SEC Games

& EA Sports Maui Invitational

# Pizza Hut Big East/SEC Invitational

ATTENDANCE SUMMARY	GAMES	TOTALS	AVG/GAME
HOME.....	9	73543	8171
AWAY.....	6	58760	9793
NEUTRAL.....	3	7500	2500
TOTAL.....	18	139803	7767

LSU Combined Team Statistics (as of Jan 19, 2008)  
All games

<b>RECORD:</b>	<b>OVERALL</b>	<b>HOME</b>	<b>AWAY</b>	<b>NEUTRAL</b>
<b>ALL GAMES.....</b>	<b>(7-11)</b>	<b>(6-3)</b>	<b>(0-6)</b>	<b>(1-2)</b>
<b>CONFERENCE.....</b>	<b>(0-4)</b>	<b>(0-2)</b>	<b>(0-2)</b>	<b>(0-0)</b>
<b>NON-CONFERENCE.....</b>	<b>(7-7)</b>	<b>(6-1)</b>	<b>(0-4)</b>	<b>(1-2)</b>

## Player	GP-GS	Min--Avg	---TOTAL---		---3-PTS---		FT-FTA	Pct	----REBOUNDS----				PF	FO	A	TO	Blk	Stl	Pts	Avg
			FG-FGA	Pct	3FG-FGA	Pct			Off	Def	Tot	Avg								
05 Thornton, Marcus... 18-18	617	34.3	115-279	.412	45-134	.336	61-74	.824	39	69	108	6.0	42	0	27	41	6	27	336	18.7
03 Randolph, Anthony.. 18-18	561	31.2	94-202	.465	2-14	.143	58-89	.652	47	107	154	8.6	47	1	27	46	44	24	248	13.8
21 Johnson, Chris..... 13-12	355	27.3	59-95	.621	7-16	.438	24-27	.889	18	45	63	4.8	27	1	6	34	27	13	149	11.5
13 Martin, Terry..... 18-16	484	26.9	62-175	.354	28-91	.308	8-12	.667	11	43	54	3.0	35	1	32	32	8	6	160	8.9
14 Temple, Garrett.... 18-16	611	33.9	40-85	.471	15-43	.349	37-47	.787	15	53	68	3.8	47	1	59	44	19	21	132	7.3
01 Mitchell, Tasmin... 3-3	66	22.0	7-21	.333	0-5	.000	8-10	.800	5	12	17	5.7	8	0	6	9	1	7	22	7.3
17 Spencer, Bo..... 18-2	352	19.6	29-76	.382	17-48	.354	15-20	.750	7	20	27	1.5	24	0	34	25	1	10	90	5.0
02 Mason, Dameon..... 7-0	120	17.1	9-28	.321	0-0	.000	4-11	.364	5	16	21	3.0	13	0	5	5	4	5	22	3.1
32 Thornton, Quintin.. 4-2	79	19.8	5-6	.833	0-0	.000	2-4	.500	1	9	10	2.5	13	0	2	3	0	1	12	3.0
20 Green, Garrett..... 16-1	196	12.3	17-37	.459	1-2	.500	3-7	.429	11	22	33	2.1	35	1	3	10	3	1	38	2.4
30 Farrer, Alex..... 14-2	178	12.7	11-27	.407	3-14	.214	6-12	.500	6	13	19	1.4	15	0	12	11	0	5	31	2.2
10 Terrebonne, Greg... 3-0	6	2.0	1-3	.333	0-0	.000	0-0	.000	0	0	0	0.0	0	0	2	1	0	0	2	0.7
TEAM.....									24	37	61	3.4	1		1					
Total.....	18	3625	449-1034	.434	118-367	.322	226-313	.722	189	446	635	35.3	307	5	215	262	113	120	1242	69.0
Opponents.....	18	3625	456-1092	.418	111-343	.324	216-323	.669	250	440	690	38.3	304	6	219	255	58	129	1239	68.8

TEAM STATISTICS	LS	OPP	DATE	OPPONENT	W/L	SCORE	ATTEND
SCORING.....	1242	1239	11/12/07	SOUTHEASTERN LOUISIANA	W	72-62	8171
Points per game.....	69.0	68.8	11/14/07	MCNEESE STATE	W	78-74	7891
Scoring margin.....	+0.2	-	&11-19-07	vs OKLAHOMA STATE	L	77-83	2500
FIELD GOALS-ATT.....	449-1034	456-1092	&11-20-07	vs CHAMINADE	W	78-72	2500
Field goal pct.....	.434	.418	&11-21-07	vs ARIZONA STATE	LOT	84-87	2500
3 POINT FG-ATT.....	118-367	111-343	11/28/07	NICHOLLS STATE	W	68-41	7704
3-point FG pct.....	.322	.324	11/30/07	SOUTHERN UNIVERSITY	W	88-45	7719
3-pt FG made per game..	6.6	6.2	#12/06/07	at Villanova	L	67-68	9212
FREE THROWS-ATT.....	226-313	216-323	12/15/07	NORTHWESTERN STATE	W	82-58	7809
Free throw pct.....	.722	.669	12-19-07	at Wichita St.	L	47-67	10478
REBOUNDS.....	635	690	12/22/07	OREGON STATE	W	67-61	7713
Rebounds per game.....	35.3	38.3	12/29/07	WASHINGTON	L	65-73	8947
Rebounding margin.....	-3.1	-	01/02/08	at Tulane	L	63-68	3690
ASSISTS.....	215	219	01/05/08	at Texas A&M	L	53-79	12255
Assists per game.....	11.9	12.2	*01/09/08	MISSISSIPPI STATE	L	39-61	7843
TURNOVERS.....	262	255	*01-12-08	at Ole Miss	L	71-74	9328
Turnovers per game.....	14.6	14.2	*01/16/08	AUBURN	L	67-74	9746
Turnover margin.....	-0.4	-	*1/19/08	at Vanderbilt	L	76-92	13797
Assist/turnover ratio..	0.8	0.9	* SEC Games				
STEALS.....	120	129	& EA Sports Maui Invitational				
Steals per game.....	6.7	7.2	# Pizza Hut Big East/SEC Invitational				
BLOCKS.....	113	58					
Blocks per game.....	6.3	3.2					
WINNING STREAK.....	0	-					
Home win streak.....	0	-					
ATTENDANCE.....	73543	66260					
Home games-Avg/Game....	9-8171	6-9793					
Neutral site-Avg/Game..	-	3-2500					

SCORE BY PERIODS:	1st	2nd	OT	Total
LSU.....	570	666	6	1242
Opponents.....	574	656	9	1239



LSU Combined Team Statistics (as of Jan 21, 2008)  
Conference games

<b>RECORD:</b>	<b>OVERALL</b>	<b>HOME</b>	<b>AWAY</b>	<b>NEUTRAL</b>
<b>ALL GAMES.....</b>	<b>(0-4)</b>	<b>(0-2)</b>	<b>(0-2)</b>	<b>(0-0)</b>
<b>CONFERENCE.....</b>	<b>(0-4)</b>	<b>(0-2)</b>	<b>(0-2)</b>	<b>(0-0)</b>
<b>NON-CONFERENCE.....</b>	<b>(0-0)</b>	<b>(0-0)</b>	<b>(0-0)</b>	<b>(0-0)</b>

## Player	GP-GS	Min--Avg	---TOTAL---		---3-PTS---		FT-FTA	Pct	---REBOUNDS---				PF	FO	A	TO	Blk	Stl	Pts	Avg
			FG-FGA	Pct	3FG-FGA	Pct			Off	Def	Tot	Avg								
05 Thornton, Marcus...	4-4	147 36.8	29-75	.387	14-38	.368	19-24	.792	7	15	22	5.5	9	0	4	12	0	5	91	22.8
03 Randolph, Anthony..	4-4	134 33.5	22-48	.458	0-0	.000	10-18	.556	17	27	44	11.0	9	0	8	14	6	2	54	13.5
14 Temple, Garrett....	4-4	149 37.2	15-31	.484	5-14	.357	12-14	.857	7	11	18	4.5	9	0	11	8	4	4	47	11.8
02 Mason, Dameon.....	1-0	29 29.0	3-9	.333	0-0	.000	1-2	.500	1	2	3	3.0	3	0	0	2	1	3	7	7.0
30 Farrer, Alex.....	4-2	87 21.8	7-16	.438	1-8	.125	1-2	.500	4	6	10	2.5	9	0	5	5	0	3	16	4.0
13 Martin, Terry.....	4-2	88 22.0	6-27	.222	1-12	.083	0-0	.000	1	6	7	1.8	9	1	4	3	0	1	13	3.3
32 Thornton, Quintin..	4-2	79 19.8	5-6	.833	0-0	.000	2-4	.500	1	9	10	2.5	13	0	2	3	0	1	12	3.0
20 Green, Garrett.....	4-1	47 11.8	3-11	.273	0-1	.000	1-2	.500	2	1	3	0.8	9	0	0	1	0	0	7	1.8
11 Spencer, Bo.....	4-1	40 10.0	3-11	.273	0-4	.000	0-0	.000	1	3	4	1.0	3	0	1	1	0	2	6	1.5
TEAM.....									7	10	17	4.3	0		0					
Total.....	4	800	93-234	.397	21-77	.273	46-66	.697	48	90	138	34.5	73	1	35	49	11	21	253	63.2
Opponents.....	4	800	113-229	.493	28-77	.364	47-75	.627	44	101	145	36.2	65	0	58	47	15	23	301	75.2

TEAM STATISTICS	LS	OPP	DATE	OPPONENT	W/L	SCORE	ATTEND
SCORING.....	253	301	*01/09/08	MISSISSIPPI STATE	L	39-61	7843
Points per game.....	63.2	75.2	*01-12-08	at Ole Miss	L	71-74	9328
Scoring margin.....	-12.0	-	*01/16/08	AUBURN	L	67-74	9746
FIELD GOALS-ATT.....	93-234	113-229	*1/19/08	at Vanderbilt	L	76-92	13797
Field goal pct.....	.397	.493	* SEC Games				
3 POINT FG-ATT.....	21-77	28-77	& EA Sports Maui Invitational				
3-point FG pct.....	.273	.364	# Pizza Hut Big East/SEC Invitational				
3-pt FG made per game..	5.3	7.0					
FREE THROWS-ATT.....	46-66	47-75					
Free throw pct.....	.697	.627					
REBOUNDS.....	138	145					
Rebounds per game.....	34.5	36.2					
Rebounding margin.....	-1.7	-					
ASSISTS.....	35	58					
Assists per game.....	8.8	14.5					
TURNOVERS.....	49	47					
Turnovers per game.....	12.3	11.8					
Turnover margin.....	-0.5	-					
Assist/turnover ratio..	0.7	1.2					
STEALS.....	21	23					
Steals per game.....	5.3	5.8					
BLOCKS.....	11	15					
Blocks per game.....	2.8	3.8					
WINNING STREAK.....	0	-					
Home win streak.....	0	-					
ATTENDANCE.....	17589	23125					
Home games-Avg/Game....	2-8794	2-11562					
Neutral site-Avg/Game..	-	0-0					

SCORE BY PERIODS:	1st	2nd	Total
LSU.....	113	140	253
Opponents.....	139	162	301

LSU Category Leaders (as of Jan 19, 2008)  
All games

FG PERCENTAGE	FG	ATT	Pct
Thornton, Quintin...	5	6	.833
Johnson, Chris.....	59	95	.621
Temple, Garrett.....	40	85	.471
Randolph, Anthony...	94	202	.465
Green, Garrett.....	17	37	.459
Thornton, Marcus....	115	279	.412
Farrer, Alex.....	11	27	.407
Spencer, Bo.....	29	76	.382
Martin, Terry.....	62	175	.354
Terrebonne, Greg....	1	3	.333
Mitchell, Tasmin....	7	21	.333
Mason, Dameon.....	9	28	.321

3-POINT PERCENTAGE	3FG	ATT	Pct
Green, Garrett.....	1	2	.500
Johnson, Chris.....	7	16	.438
Spencer, Bo.....	17	48	.354
Temple, Garrett.....	15	43	.349
Thornton, Marcus....	45	134	.336
Martin, Terry.....	28	91	.308
Farrer, Alex.....	3	14	.214
Randolph, Anthony...	2	14	.143
Mitchell, Tasmin....	0	5	.000

FT PERCENTAGE	FT	ATT	Pct
Johnson, Chris.....	24	27	.889
Thornton, Marcus....	61	74	.824
Mitchell, Tasmin....	8	10	.800
Temple, Garrett.....	37	47	.787
Spencer, Bo.....	15	20	.750
Martin, Terry.....	8	12	.667
Randolph, Anthony...	58	89	.652
Farrer, Alex.....	6	12	.500
Thornton, Quintin...	2	4	.500
Green, Garrett.....	3	7	.429
Mason, Dameon.....	4	11	.364

POINTS	G	Pts	Pts/G
Thornton, Marcus....	18	336	18.7
Randolph, Anthony...	18	248	13.8
Martin, Terry.....	18	160	8.9
Johnson, Chris.....	13	149	11.5
Temple, Garrett.....	18	132	7.3
Spencer, Bo.....	18	90	5.0
Green, Garrett.....	16	38	2.4
Farrer, Alex.....	14	31	2.2
Mason, Dameon.....	7	22	3.1
Mitchell, Tasmin....	3	22	7.3
Thornton, Quintin...	4	12	3.0
Terrebonne, Greg....	3	2	0.7

FIELD GOAL ATTEMPTS	G	Att	Att/G
Thornton, Marcus....	18	279	15.5
Randolph, Anthony...	18	202	11.2
Martin, Terry.....	18	175	9.7
Johnson, Chris.....	13	95	7.3
Temple, Garrett.....	18	85	4.7

FIELD GOALS MADE	G	Made	Made/G
Thornton, Marcus....	18	115	6.4
Randolph, Anthony...	18	94	5.2
Martin, Terry.....	18	62	3.4
Johnson, Chris.....	13	59	4.5
Temple, Garrett.....	18	40	2.2

3-POINT FG ATTEMPTS	G	Att	Att/G
Thornton, Marcus....	18	134	7.4
Martin, Terry.....	18	91	5.1
Spencer, Bo.....	18	48	2.7
Temple, Garrett.....	18	43	2.4
Johnson, Chris.....	13	16	1.2

3-POINT FGS MADE	G	Made	Made/G
Thornton, Marcus....	18	45	2.5
Martin, Terry.....	18	28	1.6
Spencer, Bo.....	18	17	0.9
Temple, Garrett.....	18	15	0.8
Johnson, Chris.....	13	7	0.5

FREE THROW ATTEMPTS	G	Att	Att/G
Randolph, Anthony...	18	89	4.9
Thornton, Marcus....	18	74	4.1
Temple, Garrett.....	18	47	2.6
Johnson, Chris.....	13	27	2.1
Spencer, Bo.....	18	20	1.1

FREE THROWS MADE	G	Made	Made/G
Thornton, Marcus....	18	61	3.4
Randolph, Anthony...	18	58	3.2
Temple, Garrett.....	18	37	2.1
Johnson, Chris.....	13	24	1.8
Spencer, Bo.....	18	15	0.8

SCORING AVERAGE	G	Pts	Avg/G
Thornton, Marcus....	18	336	18.7
Randolph, Anthony...	18	248	13.8
Johnson, Chris.....	13	149	11.5
Martin, Terry.....	18	160	8.9
Temple, Garrett.....	18	132	7.3
Mitchell, Tasmin....	3	22	7.3
Spencer, Bo.....	18	90	5.0
Mason, Dameon.....	7	22	3.1
Thornton, Quintin...	4	12	3.0
Green, Garrett.....	16	38	2.4
Farrer, Alex.....	14	31	2.2
Terrebonne, Greg....	3	2	0.7

LSU Category Leaders (as of Jan 19, 2008)  
All games

REBOUNDS	G	Reb	Reb/G
Randolph, Anthony...	18	154	8.6
Thornton, Marcus....	18	108	6.0
Temple, Garrett.....	18	68	3.8
Johnson, Chris.....	13	63	4.8
Martin, Terry.....	18	54	3.0

REBOUND AVERAGE	G	Reb	Avg/G
Randolph, Anthony...	18	154	8.6
Thornton, Marcus....	18	108	6.0
Mitchell, Tasmin....	3	17	5.7
Johnson, Chris.....	13	63	4.8
Temple, Garrett.....	18	68	3.8

OFFENSIVE REBOUNDS	G	No.	Avg/G
Randolph, Anthony...	18	47	2.6
Thornton, Marcus....	18	39	2.2
Johnson, Chris.....	13	18	1.4
Temple, Garrett.....	18	15	0.8
Green, Garrett.....	16	11	0.7
Martin, Terry.....	18	11	0.6

DEFENSIVE REBOUNDS	G	No.	Avg/G
Randolph, Anthony...	18	107	5.9
Thornton, Marcus....	18	69	3.8
Temple, Garrett.....	18	53	2.9
Johnson, Chris.....	13	45	3.5
Martin, Terry.....	18	43	2.4

FOULS	G	No.	Per/G
Temple, Garrett.....	18	47	2.6
Randolph, Anthony...	18	47	2.6
Thornton, Marcus....	18	42	2.3
Martin, Terry.....	18	35	1.9
Green, Garrett.....	16	35	2.2

FOULOUTS	G	No.
Randolph, Anthony...	18	1
Temple, Garrett.....	18	1
Johnson, Chris.....	13	1
Green, Garrett.....	16	1
Martin, Terry.....	18	1

ASSISTS	G	No.	A/G
Temple, Garrett.....	18	59	3.3
Spencer, Bo.....	18	34	1.9
Martin, Terry.....	18	32	1.8
Thornton, Marcus....	18	27	1.5
Randolph, Anthony...	18	27	1.5

STEALS	G	No.	S/G
Thornton, Marcus....	18	27	1.5
Randolph, Anthony...	18	24	1.3
Temple, Garrett.....	18	21	1.2
Johnson, Chris.....	13	13	1.0
Spencer, Bo.....	18	10	0.6

BLOCKED SHOTS	G	No.	Blk/G
Randolph, Anthony...	18	44	2.4
Johnson, Chris.....	13	27	2.1
Temple, Garrett.....	18	19	1.1
Martin, Terry.....	18	8	0.4
Thornton, Marcus....	18	6	0.3

MINUTES	G	No.	Min/G
Thornton, Marcus....	18	617	34.3
Temple, Garrett.....	18	611	33.9
Randolph, Anthony...	18	561	31.2
Martin, Terry.....	18	484	26.9
Johnson, Chris.....	13	355	27.3

TURNOVERS	G	No.	TO/G
Randolph, Anthony...	18	46	2.6
Temple, Garrett.....	18	44	2.4
Thornton, Marcus....	18	41	2.3
Johnson, Chris.....	13	34	2.6
Martin, Terry.....	18	32	1.8

LSU Team Game-by-Game (as of Jan 19, 2008)  
All games

TEAM STATISTICS

Opponent	Date	Score	W/L	---TOTAL---		--3-PTRS--		----REBOUNDS----				PF	A	TO	Blk	Stl	Pts	Avg		
				FG-FGA	Pct	3FG-FGA	Pct	FT-FTA	Pct	Off	Def								Tot	Avg
SOUTHEASTERN LOUISIAN	11/12/07	72-62	W	26-51	.510	6-16	.375	14-20	.700	3	26	29	29.0	15	13	14	8	11	72	72.0
MCNEESE STATE	11/14/07	78-74	W	27-56	.482	3-18	.167	21-29	.724	12	26	38	33.5	11	13	14	11	9	78	75.0
vs OKLAHOMA STATE	11-19-07	77-83	L	25-53	.472	11-25	.440	16-18	.889	9	22	31	32.7	25	14	26	7	5	77	75.7
vs CHAMINADE	11-20-07	78-72	W	32-68	.471	7-21	.333	7-14	.500	14	27	41	34.8	13	12	11	11	8	78	76.2
vs ARIZONA STATE	11-21-07	84-87	Lot	29-62	.468	12-33	.364	14-16	.875	13	24	37	35.2	25	18	20	5	4	84	77.8
NICHOLLS STATE	11/28/07	68-41	W	25-48	.521	7-20	.350	11-15	.733	13	26	39	35.8	13	10	21	9	7	68	76.2
SOUTHERN UNIVERSITY	11/30/07	88-45	W	35-65	.538	7-19	.368	11-15	.733	14	37	51	38.0	16	18	12	7	8	88	77.9
at Villanova	12/06/07	67-68	L	22-52	.423	7-23	.304	16-25	.640	9	30	39	38.1	23	14	16	14	7	67	76.5
NORTHWESTERN STATE	12/15/07	82-58	W	25-53	.472	9-20	.450	23-30	.767	5	29	34	37.7	10	17	17	7	12	82	77.1
at Wichita St.	12-19-07	47-67	L	18-58	.310	4-21	.190	7-9	.778	9	22	31	37.0	13	6	11	5	5	47	74.1
OREGON STATE	12/22/07	67-61	W	20-57	.351	10-23	.435	17-22	.773	9	24	33	36.6	15	15	10	6	8	67	73.5
WASHINGTON	12/29/07	65-73	L	26-58	.448	3-13	.231	10-12	.833	9	24	33	36.3	18	9	18	4	7	65	72.8
at Tulane	01/02/08	63-68	L	23-57	.404	8-23	.348	9-14	.643	13	17	30	35.8	17	12	12	5	5	63	72.0
at Texas A&M	01/05/08	53-79	L	23-62	.371	3-15	.200	4-8	.500	9	22	31	35.5	20	9	11	3	3	53	70.6
MISSISSIPPI STATE	01/09/08	39-61	L	14-66	.212	2-17	.118	9-13	.692	17	19	36	35.5	14	4	9	4	6	39	68.5
at Ole Miss	01-12-08	71-74	L	28-61	.459	8-23	.348	7-15	.467	11	24	35	35.5	18	11	8	4	6	71	68.7
AUBURN	01/16/08	67-74	L	23-48	.479	7-24	.292	14-19	.737	7	22	29	35.1	19	12	15	0	6	67	68.6
at Vanderbilt	1/19/08	76-92	L	28-59	.475	4-13	.308	16-19	.842	13	25	38	35.3	22	8	17	3	3	76	69.0
LSU		1242		449-1034	.434	118-367	.322	226-313	.722	189	446	635	35.3	307	215	262	113	120	1242	69.0
Opponents		1239		456-1092	.418	111-343	.324	216-323	.669	250	440	690	38.3	304	219	255	58	129	1239	68.8

Games played: 18  
Points/game: 69.0  
FG Pct: 43.4  
3FG Pct: 32.2  
FT Pct: 72.2

Rebounds/game: 35.3  
Assists/game: 11.9  
Turnovers/game: 14.6  
Assist/turnover ratio: 0.8  
Steals/game: 6.7  
Blocks/game: 6.3

LSU Opponent Game-by-Game (as of Jan 19, 2008)  
All games

OPPONENT STATISTICS

Opponent	Date	Score	W/L	---TOTAL---		--3-PTRS--		----REBOUNDS----				PF	A	TO	Blk	Stl	Pts---Avg			
				FG-FGA	Pct	3FG-FGA	Pct	FT-FTA	Pct	Off	Def							Tot	Avg	
SOUTHEASTERN LOUISIAN	11/12/07	72-62	W	25-63	.397	4-19	.211	8-14	.571	14	24	38	38.0	20	6	16	1	7	62	62.0
MCNEESE STATE	11/14/07	78-74	W	29-64	.453	12-23	.522	4-6	.667	10	21	31	34.5	22	10	14	5	7	74	68.0
vs OKLAHOMA STATE	11-19-07	77-83	L	27-58	.466	9-20	.450	20-24	.833	11	21	32	33.7	21	12	18	3	12	83	73.0
vs CHAMINADE	11-20-07	78-72	W	27-71	.380	13-33	.394	5-7	.714	18	27	45	36.5	16	15	14	0	5	72	72.8
vs ARIZONA STATE	11-21-07	84-87	Lot	31-62	.500	6-21	.286	19-29	.655	12	22	34	36.0	18	15	14	4	9	87	75.6
NICHOLLS STATE	11/28/07	68-41	W	16-53	.302	5-24	.208	4-14	.286	16	12	28	34.7	16	10	19	0	14	41	69.8
SOUTHERN UNIVERSITY	11/30/07	88-45	W	16-65	.246	3-19	.158	10-19	.526	17	18	35	34.7	14	4	14	4	9	45	66.3
at Villanova	12/06/07	67-68	L	21-62	.339	3-9	.333	23-34	.676	17	26	43	35.8	18	10	13	4	9	68	66.5
NORTHWESTERN STATE	12/15/07	82-58	W	22-71	.310	7-23	.304	7-7	1.000	20	28	48	37.1	23	11	21	4	6	58	65.6
at Wichita St.	12-19-07	47-67	L	26-65	.400	2-19	.105	13-14	.929	17	33	50	38.4	13	15	11	3	7	67	65.7
OREGON STATE	12/22/07	67-61	W	24-57	.421	6-18	.333	7-14	.500	13	30	43	38.8	20	12	19	5	2	61	65.3
WASHINGTON	12/29/07	65-73	L	28-61	.459	3-12	.250	14-20	.700	14	24	38	38.8	14	13	14	2	11	73	65.9
at Tulane	01/02/08	63-68	L	23-57	.404	5-12	.417	17-19	.895	18	22	40	38.8	12	14	12	5	5	68	66.1
at Texas A&M	01/05/08	53-79	L	28-54	.519	5-14	.357	18-27	.667	9	31	40	38.9	12	14	9	3	3	79	67.0
MISSISSIPPI STATE	01/09/08	39-61	L	24-50	.480	4-18	.222	9-17	.529	11	36	47	39.5	15	11	17	10	5	61	66.6
at Ole Miss	01-12-08	71-74	L	28-61	.459	6-20	.300	12-18	.667	15	24	39	39.4	15	11	9	1	2	74	67.1
AUBURN	01/16/08	67-74	L	29-53	.547	9-19	.474	7-15	.467	7	21	28	38.8	18	15	13	1	9	74	67.5
at Vanderbilt	1/19/08	76-92	L	32-65	.492	9-20	.450	19-25	.760	11	20	31	38.3	17	21	8	3	7	92	68.8
Opponents		1239		456-1092	.418	111-343	.324	216-323	.669	250	440	690	38.3	304	219	255	58	129	1239	68.8
LSU		1242		449-1034	.434	118-367	.322	226-313	.722	189	446	635	35.3	307	215	262	113	120	1242	69.0

Games played: 18  
Points/game: 68.8  
FG Pct: 41.8  
3FG Pct: 32.4  
FT Pct: 66.9

Rebounds/game: 38.3  
Assists/game: 12.2  
Turnovers/game: 14.2  
Assist/turnover ratio: 0.9  
Steals/game: 7.2  
Blocks/game: 3.2

LSU Game-by-Game Points-Rebounds-Assists (as of Jan 19, 2008)  
All games

Opponent	Date	Score	01	02	03	05	10	11	13	14	20	
			WL MITCHELL,	MASON,DAM	RANDOLPH,	THORNTON,	TERREBONN	SPENCER,B	MARTIN,TE	TEMPLE,GA	GREEN,GAR	
SOUTHEASTERN LOUISIANA	11/12/07	72-62	W	6- 2- 3	5- 1- 0	19-13- 2	27- 2- 2	DNP	7- 1- 2	6- 4- 3	0- 1- 1	DNP
MCNEESE STATE	11/14/07	78-74	W	16-14- 3	DNP	12- 7- 3	24- 3- 2	DNP	2- 1- 0	11- 5- 2	9- 2- 2	DNP
vs OKLAHOMA STATE	11-19-07	77-83	L	0- 1- 0	DNP	5- 5- 2	20- 3- 1	DNP	10- 1- 4	5- 6- 0	17- 3- 5	1- 2- 1
vs CHAMINADE	11-20-07	78-72	W	DNP	DNP	21- 9- 2	4- 2- 0	DNP	11- 3- 2	13- 7- 1	9- 4- 4	2- 4- 1
vs ARIZONA STATE	11-21-07	84-87	OL	DNP	DNP	21- 7- 1	18-12- 1	DNP	14- 2- 3	3- 2- 3	11- 5- 7	2- 0- 0
NICHOLLS STATE	11/28/07	68-41	W	DNP	2- 4- 1	6- 7- 1	24- 6- 1	0- 0- 0	11- 4- 3	4- 2- 1	0- 3- 2	4- 5- 0
SOUTHERN UNIVERSITY	11/30/07	88-45	W	DNP	2- 4- 2	24-11- 1	22- 7- 3	2- 0- 2	0- 1- 6	11- 7- 1	3- 4- 3	4- 8- 0
at Villanova	12/06/07	67-68	L	DNP	2- 3- 0	12- 6- 1	15-13- 2	DNP	5- 1- 3	14- 2- 2	8- 3- 6	0- 0- 0
NORTHWESTERN STATE	12/15/07	82-58	W	DNP	0- 0- 1	13- 8- 4	22- 5- 2	0- 0- 0	9- 3- 3	15- 3- 4	4- 6- 2	2- 1- 0
at Wichita St.	12-19-07	47-67	L	DNP	DNP	6- 3- 1	12-11- 2	DNP	4- 1- 0	11- 3- 0	6- 2- 2	2- 1- 0
OREGON STATE	12/22/07	67-61	W	DNP	DNP	14- 9- 0	20- 6- 1	DNP	0- 0- 1	15- 2- 6	4- 7- 5	6- 1- 0
WASHINGTON	12/29/07	65-73	L	DNP	DNP	10- 9- 0	18- 8- 2	DNP	0- 1- 0	14- 1- 2	0- 3- 5	4- 2- 0
at Tulane	01/02/08	63-68	L	DNP	4- 6- 1	15- 9- 1	7- 1- 4	DNP	9- 3- 2	19- 1- 2	6- 4- 2	0- 2- 0
at Texas A&M	01/05/08	53-79	L	DNP	DNP	16- 7- 0	12- 7- 0	DNP	2- 1- 4	6- 2- 1	8- 3- 2	4- 4- 1
MISSISSIPPI STATE	01/09/08	39-61	L	DNP	7- 3- 0	10- 9- 0	12- 7- 0	DNP	0- 2- 0	4- 1- 2	4- 3- 1	2- 0- 0
at Ole Miss	01-12-08	71-74	L	DNP	DNP	18-11- 1	25- 3- 2	DNP	0- 1- 1	2- 2- 1	16- 6- 3	2- 1- 0
AUBURN	01/16/08	67-74	L	DNP	DNP	12- 5- 4	27- 6- 0	DNP	2- 0- 0	0- 1- 1	17- 5- 4	0- 0- 0
at Vanderbilt	1/19/08	76-92	L	DNP	DNP	14-19- 3	27- 6- 2	DNP	4- 1- 0	7- 3- 0	10- 4- 3	3- 2- 0

Opponent	Date	Score	21	30	32	
			WL JOHNSON,C	FARRER,AL	THORNTON,	
SOUTHEASTERN LOUISIANA	11/12/07	72-62	W	2- 2- 0	DNP	DNP
MCNEESE STATE	11/14/07	78-74	W	4- 3- 1	DNP	DNP
vs OKLAHOMA STATE	11-19-07	77-83	L	19- 5- 1	DNP	DNP
vs CHAMINADE	11-20-07	78-72	W	18-11- 1	0- 0- 1	DNP
vs ARIZONA STATE	11-21-07	84-87	OL	11- 5- 1	4- 1- 2	DNP
NICHOLLS STATE	11/28/07	68-41	W	16- 6- 0	1- 1- 1	DNP
SOUTHERN UNIVERSITY	11/30/07	88-45	W	20- 5- 0	0- 2- 0	DNP
at Villanova	12/06/07	67-68	L	11- 4- 0	DNP	DNP
NORTHWESTERN STATE	12/15/07	82-58	W	16- 2- 1	1- 2- 0	DNP
at Wichita St.	12-19-07	47-67	L	4- 7- 0	2- 0- 1	DNP
OREGON STATE	12/22/07	67-61	W	6- 3- 1	2- 2- 1	DNP
WASHINGTON	12/29/07	65-73	L	19- 9- 0	0- 0- 0	DNP
at Tulane	01/02/08	63-68	L	3- 1- 0	0- 0- 0	DNP
at Texas A&M	01/05/08	53-79	L	DNP	5- 1- 1	DNP
MISSISSIPPI STATE	01/09/08	39-61	L	DNP	0- 4- 1	0- 0- 0
at Ole Miss	01-12-08	71-74	L	DNP	1- 0- 1	7- 8- 2
AUBURN	01/16/08	67-74	L	DNP	8- 5- 3	1- 2- 0
at Vanderbilt	1/19/08	76-92	L	DNP	7- 1- 0	4- 0- 0

LSU Team High/Low Analysis (as of Jan 19, 2008)  
All games

LSU - TEAM GAME HIGHS

POINTS.....	88	vs Southern University (11/30/07)
	84	vs ARIZONA STATE (11-21-07)
	82	vs Northwestern State (12/15/07)
	78	vs CHAMINADE (11-20-07)
FIELD GOALS MADE.....	78	vs McNeese State (11/14/07)
	35	vs Southern University (11/30/07)
FIELD GOAL ATTEMPTS.....	32	vs CHAMINADE (11-20-07)
	29	vs ARIZONA STATE (11-21-07)
FIELD GOAL PERCENTAGE.....	68	vs CHAMINADE (11-20-07)
	66	vs Mississippi State (01/09/08)
	65	vs Southern University (11/30/07)
3 PT FIELD GOALS MADE.....	.538 (35-65)	vs Southern University (11/30/07)
	.521 (25-48)	vs Nicholls State (11/28/07)
	.510 (26-51)	vs Southeastern Louisiana (11/12/07)
3 PT FG ATTEMPTS.....	12	vs ARIZONA STATE (11-21-07)
	11	vs OKLAHOMA STATE (11-19-07)
	10	vs Oregon State (12/22/07)
3 PT FG PERCENTAGE.....	33	vs ARIZONA STATE (11-21-07)
	25	vs OKLAHOMA STATE (11-19-07)
	24	vs Auburn (01/16/08)
FREE THROWS MADE.....	.450 ( 9-20)	vs Northwestern State (12/15/07)
	.440 (11-25)	vs OKLAHOMA STATE (11-19-07)
	.435 (10-23)	vs Oregon State (12/22/07)
FREE THROW ATTEMPTS.....	23	vs Northwestern State (12/15/07)
	21	vs McNeese State (11/14/07)
	17	vs Oregon State (12/22/07)
FREE THROW PERCENTAGE.....	30	vs Northwestern State (12/15/07)
	29	vs McNeese State (11/14/07)
	25	at Villanova (12/06/07)
REBOUNDS.....	.889 (16-18)	vs OKLAHOMA STATE (11-19-07)
	.875 (14-16)	vs ARIZONA STATE (11-21-07)
	.842 (16-19)	at Vanderbilt (1/19/08)
ASSISTS.....	51	vs Southern University (11/30/07)
	41	vs CHAMINADE (11-20-07)
	39	at Villanova (12/06/07)
	39	vs Nicholls State (11/28/07)
STEALS.....	18	vs Southern University (11/30/07)
	18	vs ARIZONA STATE (11-21-07)
	17	vs Northwestern State (12/15/07)
BLOCKED SHOTS.....	12	vs Northwestern State (12/15/07)
	11	vs Southeastern Louisiana (11/12/07)
	9	vs McNeese State (11/14/07)
TURNOVERS.....	14	at Villanova (12/06/07)
	11	vs CHAMINADE (11-20-07)
	11	vs McNeese State (11/14/07)
FOULS.....	26	vs OKLAHOMA STATE (11-19-07)
	25	vs ARIZONA STATE (11-21-07)
	25	vs OKLAHOMA STATE (11-19-07)
	23	at Villanova (12/06/07)

LSU High/Low Analysis (as of Jan 19, 2008)  
All games

Opponent - GAME HIGHS

POINTS.....	92	at Vanderbilt (1/19/08)
	87	vs ARIZONA STATE (11-21-07)
	83	vs OKLAHOMA STATE (11-19-07)
	79	at Texas A&M (01/05/08)
	74	vs Auburn (01/16/08)
	74	at Ole Miss (01-12-08)
	74	vs McNeese State (11/14/07)
FIELD GOALS MADE.....	32	at Vanderbilt (1/19/08)
	31	vs ARIZONA STATE (11-21-07)
	29	vs Auburn (01/16/08)
	29	vs McNeese State (11/14/07)
FIELD GOAL ATTEMPTS.....	71	vs Northwestern State (12/15/07)
	71	vs CHAMINADE (11-20-07)
	65	at Vanderbilt (1/19/08)
	65	at Wichita St. (12-19-07)
	65	vs Southern University (11/30/07)
FIELD GOAL PERCENTAGE.....	.547 (29-53)	vs Auburn (01/16/08)
	.519 (28-54)	at Texas A&M (01/05/08)
	.500 (31-62)	vs ARIZONA STATE (11-21-07)
3 PT FIELD GOALS MADE.....	13	vs CHAMINADE (11-20-07)
	12	vs McNeese State (11/14/07)
	9	at Vanderbilt (1/19/08)
	9	vs Auburn (01/16/08)
	9	vs OKLAHOMA STATE (11-19-07)
3 PT FG ATTEMPTS.....	33	vs CHAMINADE (11-20-07)
	24	vs Nicholls State (11/28/07)
	23	vs Northwestern State (12/15/07)
	23	vs McNeese State (11/14/07)
3 PT FG PERCENTAGE.....	.522 (12-23)	vs McNeese State (11/14/07)
	.474 ( 9-19)	vs Auburn (01/16/08)
	.450 ( 9-20)	at Vanderbilt (1/19/08)
	.450 ( 9-20)	vs OKLAHOMA STATE (11-19-07)
FREE THROWS MADE.....	23	at Villanova (12/06/07)
	20	vs OKLAHOMA STATE (11-19-07)
	19	at Vanderbilt (1/19/08)
	19	vs ARIZONA STATE (11-21-07)
FREE THROW ATTEMPTS.....	34	at Villanova (12/06/07)
	29	vs ARIZONA STATE (11-21-07)
	27	at Texas A&M (01/05/08)
FREE THROW PERCENTAGE.....	1.000 ( 7-7 )	vs Northwestern State (12/15/07)
	.929 (13-14)	at Wichita St. (12-19-07)
	.895 (17-19)	at Tulane (01/02/08)
REBOUNDS.....	50	at Wichita St. (12-19-07)
	48	vs Northwestern State (12/15/07)
	47	vs Mississippi State (01/09/08)
ASSISTS.....	21	at Vanderbilt (1/19/08)
	15	vs Auburn (01/16/08)
	15	at Wichita St. (12-19-07)
	15	vs ARIZONA STATE (11-21-07)
	15	vs CHAMINADE (11-20-07)
STEALS.....	14	vs Nicholls State (11/28/07)
	12	vs OKLAHOMA STATE (11-19-07)
	11	vs Washington (12/29/07)
BLOCKED SHOTS.....	10	vs Mississippi State (01/09/08)
	5	at Tulane (01/02/08)
	5	vs Oregon State (12/22/07)



LSU High/Low Analysis (as of Jan 19, 2008)  
All games

LSU - GAME LOWS

POINTS.....	39	vs Mississippi State (01/09/08)
	47	at Wichita St. (12-19-07)
	53	at Texas A&M (01/05/08)
	63	at Tulane (01/02/08)
	65	vs Washington (12/29/07)
FIELD GOALS MADE.....	14	vs Mississippi State (01/09/08)
	18	at Wichita St. (12-19-07)
	20	vs Oregon State (12/22/07)
FIELD GOAL ATTEMPTS.....	48	vs Nicholls State (11/28/07)
	48	vs Auburn (01/16/08)
	51	vs Southeastern Louisiana (11/12/07)
FIELD GOAL PERCENTAGE.....	.212 (14-66)	vs Mississippi State (01/09/08)
	.310 (18-58)	at Wichita St. (12-19-07)
	.351 (20-57)	vs Oregon State (12/22/07)
3 PT FIELD GOALS MADE.....	2	vs Mississippi State (01/09/08)
	3	vs McNeese State (11/14/07)
	3	vs Washington (12/29/07)
	3	at Texas A&M (01/05/08)
3 PT FG ATTEMPTS.....	13	vs Washington (12/29/07)
	13	at Vanderbilt (1/19/08)
	15	at Texas A&M (01/05/08)
3 PT FG PERCENTAGE.....	.118 ( 2-17)	vs Mississippi State (01/09/08)
	.167 ( 3-18)	vs McNeese State (11/14/07)
	.190 ( 4-21)	at Wichita St. (12-19-07)
FREE THROWS MADE.....	4	at Texas A&M (01/05/08)
	7	vs CHAMINADE (11-20-07)
	7	at Wichita St. (12-19-07)
	7	at Ole Miss (01-12-08)
FREE THROW ATTEMPTS.....	8	at Texas A&M (01/05/08)
	9	at Wichita St. (12-19-07)
	12	vs Washington (12/29/07)
FREE THROW PERCENTAGE.....	.467 ( 7-15)	at Ole Miss (01-12-08)
	.500 ( 4-8 )	at Texas A&M (01/05/08)
	.500 ( 7-14)	vs CHAMINADE (11-20-07)
REBOUNDS.....	29	vs Southeastern Louisiana (11/12/07)
	29	vs Auburn (01/16/08)
	30	at Tulane (01/02/08)
ASSISTS.....	4	vs Mississippi State (01/09/08)
	6	at Wichita St. (12-19-07)
	8	at Vanderbilt (1/19/08)
STEALS.....	3	at Texas A&M (01/05/08)
	3	at Vanderbilt (1/19/08)
	4	vs ARIZONA STATE (11-21-07)
BLOCKED SHOTS.....	0	vs Auburn (01/16/08)
	3	at Texas A&M (01/05/08)
	3	at Vanderbilt (1/19/08)
TURNOVERS.....	8	at Ole Miss (01-12-08)
FOULS.....	10	vs Northwestern State (12/15/07)
	11	vs McNeese State (11/14/07)
	13	vs CHAMINADE (11-20-07)
	13	vs Nicholls State (11/28/07)
	13	at Wichita St. (12-19-07)

LSU High/Low Analysis (as of Jan 19, 2008)  
All games

Opponent - GAME LOWS

POINTS.....	41	vs Nicholls State (11/28/07)
	45	vs Southern University (11/30/07)
	58	vs Northwestern State (12/15/07)
	61	vs Oregon State (12/22/07)
	61	vs Mississippi State (01/09/08)
FIELD GOALS MADE.....	16	vs Nicholls State (11/28/07)
	16	vs Southern University (11/30/07)
	21	at Villanova (12/06/07)
FIELD GOAL ATTEMPTS.....	50	vs Mississippi State (01/09/08)
	53	vs Nicholls State (11/28/07)
	53	vs Auburn (01/16/08)
FIELD GOAL PERCENTAGE.....	.246 (16-65)	vs Southern University (11/30/07)
	.302 (16-53)	vs Nicholls State (11/28/07)
	.310 (22-71)	vs Northwestern State (12/15/07)
3 PT FIELD GOALS MADE.....	2	at Wichita St. (12-19-07)
	3	vs Southern University (11/30/07)
	3	at Villanova (12/06/07)
	3	vs Washington (12/29/07)
3 PT FG ATTEMPTS.....	9	at Villanova (12/06/07)
	12	vs Washington (12/29/07)
	12	at Tulane (01/02/08)
3 PT FG PERCENTAGE.....	.105 ( 2-19)	at Wichita St. (12-19-07)
	.158 ( 3-19)	vs Southern University (11/30/07)
	.208 ( 5-24)	vs Nicholls State (11/28/07)
FREE THROWS MADE.....	4	vs McNeese State (11/14/07)
	4	vs Nicholls State (11/28/07)
	5	vs CHAMINADE (11-20-07)
FREE THROW ATTEMPTS.....	6	vs McNeese State (11/14/07)
	7	vs CHAMINADE (11-20-07)
	7	vs Northwestern State (12/15/07)
FREE THROW PERCENTAGE.....	.286 ( 4-14)	vs Nicholls State (11/28/07)
	.467 ( 7-15)	vs Auburn (01/16/08)
	.500 ( 7-14)	vs Oregon State (12/22/07)
REBOUNDS.....	28	vs Nicholls State (11/28/07)
	28	vs Auburn (01/16/08)
	31	vs McNeese State (11/14/07)
	31	at Vanderbilt (1/19/08)
ASSISTS.....	4	vs Southern University (11/30/07)
	6	vs Southeastern Louisiana (11/12/07)
	10	vs McNeese State (11/14/07)
	10	vs Nicholls State (11/28/07)
	10	at Villanova (12/06/07)
STEALS.....	2	vs Oregon State (12/22/07)
	2	at Ole Miss (01-12-08)
	3	at Texas A&M (01/05/08)
BLOCKED SHOTS.....	0	vs CHAMINADE (11-20-07)
	0	vs Nicholls State (11/28/07)
	1	vs Southeastern Louisiana (11/12/07)
	1	at Ole Miss (01-12-08)
	1	vs Auburn (01/16/08)
TURNOVERS.....	8	at Vanderbilt (1/19/08)
FOULS.....	12	at Tulane (01/02/08)
	12	at Texas A&M (01/05/08)
	13	at Wichita St. (12-19-07)

LSU Player High/Low Analysis (as of Jan 19, 2008)  
All games

LSU - INDIVIDUAL GAME HIGHS

POINTS.....	27	Thornton, Marcus at Vanderbilt (1/19/08)
	27	Thornton, Marcus vs Auburn (01/16/08)
	27	Thornton, Marcus vs Southeastern Louisiana (11/12/07)
	25	Thornton, Marcus at Ole Miss (01-12-08)
	24	Randolph, Anthony vs Southern University (11/30/07)
	24	Thornton, Marcus vs Nicholls State (11/28/07)
	24	Thornton, Marcus vs McNeese State (11/14/07)
FIELD GOALS MADE.....	10	Thornton, Marcus at Vanderbilt (1/19/08)
	10	Randolph, Anthony vs Southern University (11/30/07)
	9	Thornton, Marcus at Ole Miss (01-12-08)
	9	Johnson, Chris vs Washington (12/29/07)
	9	Thornton, Marcus vs Southern University (11/30/07)
	9	Thornton, Marcus vs Nicholls State (11/28/07)
	9	Randolph, Anthony vs CHAMINADE (11-20-07)
FIELD GOAL ATT.....	21	Thornton, Marcus at Vanderbilt (1/19/08)
	20	Thornton, Marcus vs Auburn (01/16/08)
	20	Thornton, Marcus at Ole Miss (01-12-08)
FG PCT (min 7 made).....	.889 ( 8-9 )	Johnson, Chris vs OKLAHOMA STATE (11-19-07)
	.750 ( 9-12)	Johnson, Chris vs Washington (12/29/07)
	.714 (10-14)	Randolph, Anthony vs Southern University (11/30/07)
	.700 ( 7-10)	Johnson, Chris vs Southern University (11/30/07)
	.643 ( 9-14)	Randolph, Anthony vs CHAMINADE (11-20-07)
3 PT FG MADE.....	6	Thornton, Marcus vs Auburn (01/16/08)
	6	Thornton, Marcus vs Oregon State (12/22/07)
	4	Thornton, Marcus at Ole Miss (01-12-08)
	4	Temple, Garrett at Ole Miss (01-12-08)
	4	Martin, Terry at Tulane (01/02/08)
	4	Thornton, Marcus vs Northwestern State (12/15/07)
	4	Martin, Terry at Villanova (12/06/07)
	4	Thornton, Marcus vs Southern University (11/30/07)
	4	Thornton, Marcus vs Nicholls State (11/28/07)
	4	Thornton, Marcus vs ARIZONA STATE (11-21-07)
	4	Spencer, Bo vs ARIZONA STATE (11-21-07)
	4	Thornton, Marcus vs Southeastern Louisiana (11/12/07)
3 PT FG ATTEMPTS.....	16	Thornton, Marcus vs Auburn (01/16/08)
	12	Thornton, Marcus vs ARIZONA STATE (11-21-07)
	11	Martin, Terry vs Oregon State (12/22/07)
3-PT FG PCT (min 4 made).....	.667 ( 4-6 )	Martin, Terry at Villanova (12/06/07)
	.600 ( 6-10)	Thornton, Marcus vs Oregon State (12/22/07)
	.571 ( 4-7 )	Thornton, Marcus vs Southern University (11/30/07)
	.571 ( 4-7 )	Thornton, Marcus vs Southeastern Louisiana (11/12/07)
	.500 ( 4-8 )	Temple, Garrett at Ole Miss (01-12-08)
	.500 ( 4-8 )	Thornton, Marcus vs Nicholls State (11/28/07)
	.500 ( 4-8 )	Spencer, Bo vs ARIZONA STATE (11-21-07)
FREE THROWS MADE.....	8	Temple, Garrett vs Auburn (01/16/08)
	8	Randolph, Anthony vs Oregon State (12/22/07)
	8	Mitchell, Tasmin vs McNeese State (11/14/07)
	7	Randolph, Anthony vs Northwestern State (12/15/07)
	7	Thornton, Marcus vs Southeastern Louisiana (11/12/07)
FREE THROW ATT.....	12	Randolph, Anthony vs Oregon State (12/22/07)
	10	Randolph, Anthony vs Northwestern State (12/15/07)
	10	Mitchell, Tasmin vs McNeese State (11/14/07)
FT PCT (min 7 made).....	.889 ( 8-9 )	Temple, Garrett vs Auburn (01/16/08)
	.800 ( 8-10)	Mitchell, Tasmin vs McNeese State (11/14/07)

	.778 ( 7-9 )	Thornton, Marcus vs Southeastern Louisiana (11/12/07)
	.700 ( 7-10)	Randolph, Anthony vs Northwestern State (12/15/07)
	.667 ( 8-12)	Randolph, Anthony vs Oregon State (12/22/07)
REBOUNDS.....	19	Randolph, Anthony at Vanderbilt (1/19/08)
	14	Mitchell, Tasmin vs McNeese State (11/14/07)
	13	Thornton, Marcus at Villanova (12/06/07)
	13	Randolph, Anthony vs Southeastern Louisiana (11/12/07)
	12	Thornton, Marcus vs ARIZONA STATE (11-21-07)
ASSISTS.....	7	Temple, Garrett vs ARIZONA STATE (11-21-07)
	6	Martin, Terry vs Oregon State (12/22/07)
	6	Temple, Garrett at Villanova (12/06/07)
	6	Spencer, Bo vs Southern University (11/30/07)
	5	Temple, Garrett vs Washington (12/29/07)
	5	Temple, Garrett vs Oregon State (12/22/07)
	5	Temple, Garrett vs OKLAHOMA STATE (11-19-07)
STEALS.....	4	Randolph, Anthony at Wichita St. (12-19-07)
	4	Thornton, Marcus vs Southern University (11/30/07)
	4	Mitchell, Tasmin vs McNeese State (11/14/07)
	4	Randolph, Anthony vs Southeastern Louisiana (11/12/07)
	3	Thornton, Marcus vs Auburn (01/16/08)
	3	Mason, Dameon vs Mississippi State (01/09/08)
	3	Randolph, Anthony vs Washington (12/29/07)
	3	Thornton, Marcus vs Northwestern State (12/15/07)
	3	Johnson, Chris vs Northwestern State (12/15/07)
	3	Temple, Garrett at Villanova (12/06/07)
	3	Randolph, Anthony vs Nicholls State (11/28/07)
	3	Temple, Garrett vs Nicholls State (11/28/07)
	3	Temple, Garrett vs CHAMINADE (11-20-07)
BLOCKED SHOTS.....	6	Johnson, Chris vs McNeese State (11/14/07)
	6	Randolph, Anthony vs Southeastern Louisiana (11/12/07)
	5	Randolph, Anthony vs Southern University (11/30/07)
	4	Randolph, Anthony vs Northwestern State (12/15/07)
	4	Randolph, Anthony at Villanova (12/06/07)
TURNOVERS.....	7	Johnson, Chris vs OKLAHOMA STATE (11-19-07)
FOULS.....	5	Martin, Terry vs Auburn (01/16/08)
	5	Temple, Garrett at Texas A&M (01/05/08)
	5	Randolph, Anthony at Villanova (12/06/07)
	5	Johnson, Chris vs ARIZONA STATE (11-21-07)
	5	Green, Garrett vs OKLAHOMA STATE (11-19-07)