

CAROLINA FOOTBALL

2007 Game Notes

South Carolina (3-0; 1-0 SEC)

Sept. 1	Louisiana-Lafayette	W, 28-14	PPV
Sept. 8	at Georgia	W, 16-12	ESPN2
Sept. 15	South Carolina State	W, 38-3	PPV
Sept. 22	at LSU	3:30 p.m.	CBS
Sept. 29	Mississippi State (HC)	12:30 p.m.	LFS
Oct. 4	Kentucky	7:30 p.m.	ESPN
Oct. 13	at North Carolina	TBA	
Oct. 20	Vanderbilt	TBA	
Oct. 27	at Tennessee	TBA	
Nov. 3	at Arkansas	TBA	
Nov. 10	Florida	TBA	
Nov. 24	Clemson	TBA	

Head Coach: Steve Spurrier (Florida)
at South Carolina: 18-10 (3rd year)
Overall: 160-50-2 (18th year)
vs. LSU: 11-1

SID: Steve Fink (finksc@gwm.sc.edu)
Fink Office: 803-777-7987 ♦ Fink Cell: 803-240-5268
Assistant SID: Andrew Kitick (kitick@gwm.sc.edu)
Kitick Office: 803-777-5257 ♦ Kitick Cell: 803-240-4150
SID Office Fax: 803-777-2967
Web Site: www.gamecocksonline.com

LSU (3-0, 1-0 SEC)

Aug. 30	at Mississippi State	W, 45-0	ESPN
Sept. 8	Virginia Tech	W, 48-7	ESPN
Sept. 15	Middle Tennessee	W, 44-0	PPV
Sept. 22	South Carolina	3:30 p.m.	CBS
Sept. 29	at Tulane	TBA	
Oct. 6	Florida	TBA	
Oct. 13	at Kentucky	TBA	
Oct. 20	Auburn	TBA	
Nov. 3	at Alabama	TBA	
Nov. 10	Louisiana Tech	TBA	
Nov. 17	at Ole Miss	TBA	
Nov. 24	Arkansas	2:30 p.m.	CBS

Head Coach: Les Miles (Michigan-1976)
at LSU: 25-4 (3rd year)
Overall: 53-25 (7th year)
vs. South Carolina: 0-0
SID: Michael Bonnette (mbonnet@lsu.edu)
Office: 225-578-8226 ♦ Home: 225-766-2702
SID Office Fax: 225-578-1864
Web Site: www.lsusports.com

Series Information

Series Record: LSU leads 14-2-1
In Columbia: LSU leads 4-1-1
In Baton Rouge: LSU leads 9-1
At Neutral Sites: LSU leads 1-0
Last Meeting: LSU 33, USC 7, 10/18/03 in Columbia
Last Meeting in Baton Rouge: LSU 38, USC 14, 10/19/02
Last USC Win: 18-17 10/1/94 in Baton Rouge

#12/14 South Carolina (3-0, 1-0) at #2/2 LSU (3-0, 1-0) Sept. 22, 2007 ♦ Baton Rouge, La. ♦ 3:30 p.m. ET ♦ CBS

Inside...

SEC Standings	2
Steve Spurrier	3-4
Superlatives Under Spurrier	5
This Week's National Polls	6
Tracking the 2007 Opponents	6
USC vs. LSU By The Numbers	7
Career Starts	7
Media Services	8
Future Schedules	8
South Carolina Trends	9
Carolina Rankings	9
Carolina Radio Affiliates	9
Red Zone Statistics	10
Game-by-Game Starters	10
South Carolina Depth Chart	11-12
South Carolina Roster	13
South Carolina Stats	14-15
South Carolina Defensive Stats	16
Game-by-Game Individual Stats	17
Team and Individual Highs	18
The Last Time It Happened	19
2007 Game Recaps	20-22

QUICKLY: It's a battle of nationally-ranked and undefeated SEC foes as the No. 12 AP/No. 14 USA Today/Coaches' poll South Carolina Gamecocks (3-0, 1-0 SEC) travel to Baton Rouge to face the second-ranked LSU Tigers (3-0, 1-0 SEC) on Saturday, Sept. 22 at Tiger Stadium (92,400). Game time is set for 3:30 p.m. It's a match up of two of the nation's hottest teams, as the Gamecocks will put their six-game winning streak on the line, while LSU has won its last 10 straight games.

OVER THE AIRWAVES: This week's game will be televised nationally on CBS. Verne Lundquist will handle the play-by-play call with Gary Danielson providing the analysis. Tracy Wolfson is the sideline reporter. Todd Ellis and Tommy Suggs will once again be in the booth for the Carolina Gamecocks Sports Network, with former Carolina and NFL standout Duce Staley joining the team this year as a sideline reporter.

ROAD WARRIORS: The Gamecocks are 7-3 when playing on the road since Steve Spurrier has taken over the program. That includes wins at Arkansas, Tennessee, Clemson and Georgia and a one-point loss at national champion Florida. The Gamecocks have won five of their last six road games, going 1-0 on the road this season after posting a 4-1 mark on the road in 2006, with the only loss during that span coming at Florida by a 17-16 score.

GAMECOCKS VS. TIGERS: LSU holds a commanding 14-2-1 advantage in the all-time series against South Carolina. The Tigers own a 9-1 advantage in games played in Baton Rouge, hold a 4-1-1 lead in games played in Columbia, and won the only neutral site contest, taking the 1987 Gator Bowl in Jacksonville, Fla. LSU has won the last two meetings, defeating Carolina by a 38-14 count in Baton Rouge on Oct. 19, 2002 and posting a 33-7 win in Columbia on Oct. 18, 2003, the last time the two teams met.

Game-by-Game

Year	Date	W/L	Score	Site
1930	10/11	W	7-6	H
1931	10/10	L	12-19	A
1932	11/05	L	0-6	H
1933	11/05	L	7-30	A
1960	11/05	L	6-35	A
1961	10/14	L	0-42	H
1965	10/23	L	7-21	A
1966	09/17	L	12-28	A
1973	10/27	L	29-33	H
1975	10/25	L	6-24	A
1982	10/23	L	6-14	A
1983	10/22	L	6-20	A
1987	12/31	L	13-30	N
1994	10/01	W	18-17	A
1995	09/30	T	20-20	H
2002	10/19	L	14-38	A
2003	10/18	L	7-33	H

LAST CAROLINA WIN VS. LSU: The Gamecocks went into the Bayou on Oct. 1, 1994 and escaped with an 18-17 win. It was just the second win over LSU in school history, the first coming in the first meeting between the two schools, a 7-6 win on Oct. 11, 1930. Both Gamecock wins have been by a single point.

COACH SPURRIER VS. LSU: South Carolina head coach Steve Spurrier is 11-1 all-time against LSU, including a 5-1 record when playing in Tiger Stadium in Baton Rouge. All of those contests came while he was the head coach at the University of Florida.

FAST STARTS: The Gamecocks are 3-0 for the first time since the 2001 team opened with five consecutive wins en route to a 9-3 record and an Outback Bowl win over The Ohio State University.

INTO THE POLLS: With the win at No. 11 Georgia, on Sept. 8, South Carolina moved into the top-25 polls. They entered the polls ranked 17th by the Associated Press and 23rd in the USA Today/Coaches' poll. It's just the second time in the Steve Spurrier Era that the Gamecocks have been ranked. They were 19th in the country for one week in 2005 after defeating Florida, but fell out the following week after falling to Clemson.

TWO WEEKS IN A ROW: The Gamecocks are ranked 12th in the AP poll and tied for 14th in the USA Today/Coaches' poll. It's the first time that USC has been ranked in back-to-back weeks since the first two weeks of the 2002 season when they were 22nd in the AP poll both weeks. It's the highest the Gamecocks have been ranked since Oct. 21, 2001 when they were 12th after a win at Vanderbilt. A 17-10 loss to No. 9 Tennessee in Knoxville the next week dropped Carolina to 17th in the poll.

2007 SEC STANDINGS

EASTERN DIVISION

	SEC PCT.	PF	PA	ALL PCT.	PF	PA
USC	1-0 1.000	16	12	3-0 1.000	82	29
Florida	1-0 1.000	59	20	3-0 1.000	167	54
Kentucky	0-0 .000	0	0	3-0 1.000	146	64
Vanderbilt	1-1 .500	41	41	2-1 .667	82	58
Georgia	0-1 .000	12	16	2-1 .667	92	46
Tennessee	0-1 .000	20	59	1-2 .333	90	123

WESTERN DIVISION

	SEC PCT.	PF	PA	ALL PCT.	PF	PA
Alabama	2-0 1.000	65	48	3-0 1.000	117	54
LSU	1-0 1.000	45	0	3-0 1.000	137	7
Miss. State	1-1 .500	19	59	2-1 .667	57	76
Arkansas	0-1 .000	38	41	1-1 .500	84	67
Auburn	0-1 .000	14	19	1-2 .333	60	58
Ole Miss	0-1 .000	17	31	1-2 .333	65	90

LAST WEEK IN THE SEC

Saturday, September 15

South Carolina State 38, South Carolina State 3
 Mississippi State 19, Auburn 14
 Georgia 45, Western Carolina 16
 Florida 59, Tennessee 20
 Alabama 41, Arkansas 38
 Vanderbilt 31, Ole Miss 17
 Kentucky 40, Louisville 34
 LSU 44, Middle Tennessee 0

THIS WEEK IN THE SEC

Saturday, September 22

Florida at Ole Miss, 12:30 p.m., LFS
 South Carolina at LSU, 3:30 p.m., CBS
 Kentucky at Arkansas, 6 p.m., ESPN2
 New Mexico State at Auburn, 7 p.m., PPV
 Gardner-Webb at Mississippi State, 7 p.m.
 Arkansas State at Tennessee, 7 p.m., PPV
 Georgia at Alabama, 7:45 p.m., ESPN

NEXT WEEK IN THE SEC

Saturday, September 29

Mississippi State at South Carolina, 12:30 p.m. LFS
 Alabama vs. Florida State (Jacksonville)
 Florida Atlantic at Kentucky, 1 p.m.
 Auburn at Florida
 Ole Miss at Georgia
 LSU at Tulane
 North Texas at Arkansas, 7 p.m.
 Eastern Michigan at Vanderbilt, 7 p.m.

Thursday, October 4

Kentucky at South Carolina, 7:30 p.m., ESPN



STREAKING GAMECOCKS: Carolina puts a six-game winning streak on the line this week. The Gamecocks are tied with Penn State and Cincinnati for the fourth-longest current winning streak in the country. Only Wisconsin (12), Florida (10) and LSU (10) have longer current winning streaks. The Gamecocks have won six straight games for the first time since winning the Outback Bowl over Ohio State following the 2000 season, then winning the first five games of the 2001 campaign.

ON A ROLL: The Gamecocks have won six straight games, matching the third longest streak in school history. Here are the top winning streaks in school history:

- 9 wins 1984
- 7 wins 1958 (4) - 1959 (3)
- 6 wins 1987
6 wins 1988
6 wins 2000 (1) - 2001 (5)
6 wins 2006 (3) - 2007 (3)

PLAYING A RANKED OPPONENT: The Gamecocks are 4-6 against ranked opponents in the Steve Spurrier Era. They are 1-0 this season with a win at No. 11 Georgia. They were 1-5 against ranked opponents in 2006 with their lone win coming against No. 24 Clemson. In 2005, Carolina was 2-1 against ranked opponents, knocking off No. 23 Tennessee and No. 12 Florida after losing to No. 9 Georgia.

TOP FIVE FOES: The Gamecocks have lost 20 straight games to top-5 teams, dating back to a 31-13 win over third-ranked North Carolina on Oct. 24, 1981. That game marks the highest-ranked team ever to fall to Carolina. The last time South Carolina faced a team ranked in the top-5 was second-ranked Auburn in 2006, a 24-17 Tiger win in Columbia.

BEST SOUTH CAROLINA WINS BY RANKINGS:

Date	Opponent	Rank	Score
10/24/81	at North Carolina	3	31-13
09/24/88	vs Georgia	6	23-10
11/21/87	vs Clemson	8	20-7
11/14/53	at West Virginia	8	20-14
09/09/00	vs Georgia	9	21-10
10/23/58	vs Clemson	10	26-6
09/08/07	at Georgia	11	16-12
11/10/84	vs Florida State	11	38-26
11/12/05	vs Florida	12	30-22
09/29/84	vs Georgia	12	17-10
11/24/79	vs Clemson	13	13-9
10/03/59	vs Georgia	13	30-14
09/04/93	at Georgia	14	23-21
10/23/41	vs Clemson	14	18-14
09/06/03	vs Virginia	15	31-7
10/17/92	vs Mississippi State	15	21-6

SPURRIER AGAINST THE BEST: Coach Steve Spurrier owns a 49-35-1 record when facing ranked opponents, including wins in 15 of his last 24 opportunities. He has an 11-12 mark when facing teams ranked in the top five in the country. The last top-5 team he defeated was No. 2 Tennessee on Sept. 18, 1999 (23-21). He is 4-6 against nationally-ranked teams since taking over at Carolina, with wins over Tennessee, Florida, Clemson and Georgia and losses to Florida, Georgia (twice), Auburn, Arkansas and Tennessee.

ABOUT LAST WEEK: The South Carolina Gamecocks extended their winning streak to six games with a convincing 38-3 win over in-state foe South Carolina State. It was the historic first meeting ever on the gridiron between the two Palmetto State universities that are just 40 miles apart. The Bulldogs parlayed an early interception into a field goal and a quick 3-0 lead, but Carolina bounced back with 17 first-quarter points and, despite five first-half turnovers, never looked back as they rolled up 408 total yards to SCSU's 264.

RUNNING WILD: The Gamecocks rushed for 223 yards against South Carolina State, the most rushing yards gained in the Steve Spurrier Era. Carolina got 100-yard rushing efforts from both **Cory Boyd** (132 on 11 carries) and **Mike Davis** (102 on 16 carries). It was the first time USC had two 100-yard rushers in a game since 2001 when Andrew Pinnock (106) and Derek Watson (105) had triple digits against Vanderbilt. It was Boyd's fourth-career 100-yard game and the third for Davis.

RARE DEFENSIVE SCORE: The Gamecocks got a rare defensive score when **Nathan Pepper** intercepted a South Carolina State pass in the first quarter and rambled 19 yards to paydirt. It was the first defensive score for the Gamecocks since **Ko Simpson** returned a fumble for a touchdown against Kentucky in 2005. It was the first interception return for a score since **Jonathan Joseph** went 42 yards against Georgia in 2005. Unfortunately, Pepper injured his left knee after crossing the goal line and is doubtful for this week.

EARLY AND OFTEN: The Gamecocks put up 17 first-quarter points against South Carolina State. It was their highest first quarter output since scoring 21 against Missouri in the 2005 Independence Bowl. Carolina has scored 38 first-quarter points in three games this season, its highest-scoring quarter, more than any two of the other quarters combined.

KEEPING THEM OUT OF THE END ZONE: The Gamecock defense has been excellent in the last two games, holding both Georgia and South Carolina State out of the end zone. The Gamecocks have gone 10 quarters without allowing a touchdown. Carolina has allowed just 15 points in the last two games and just 29 points in three games, an average of 9.7 points per game. The Gamecocks rank eighth in the country in scoring defense.

Rank	Team	Points Allowed	Points/Game
1.	LSU	7	2.3
2.	Cincinnati	16	5.3
3.	Iowa	18	6.0
4.	Kansas	20	6.7
5.	Ohio State	22	7.3
6.	Oklahoma	26	8.7
7.	Rutgers	27	9.0
8.	South Carolina	29	9.7

PICK THREE: The Gamecocks picked off three passes in the win over South Carolina State. **Jasper Brinkley** garnered his second in as many games, **Nathan Pepper** also had the second of his career, and **Captain Munnerlyn** recorded his third career interception. The Gamecocks also forced a fumble, giving the "D" four turnovers after getting just one in the first two contests.



Steve Spurrier

Born: April 20, 1945 in Miami Beach, Fla.

Hometown: Johnson City, Tenn.

Wife: Jerri

Children: Lisa, Amy, Steve, Jr., Scotty

College Education

Florida

College Playing Experience

Florida (1964-66)

Coaching Experience

South Carolina Head Coach

2005-2007

Washington Head Coach (NFL)

2002-2003

Florida Head Coach

1990-2001

Duke Head Coach

1987-1989

Tampa Bay Head Coach (USFL)

1983-1985

Duke Assistant Coach

1980-1982

Georgia Tech Assistant Coach

1979

Florida Assistant Coach

1978

College Bowl Games

2006 Liberty Bowl

2005 Independence Bowl

2002 Orange Bowl

2001 Sugar Bowl

2000 Citrus Bowl

1999 Orange Bowl

1998 Citrus Bowl

1997 Sugar Bowl

1996 Fiesta Bowl

1995 Sugar Bowl

1994 Sugar Bowl

1992 Gator Bowl

1992 Sugar Bowl

1989 All-American Bowl

Head Coach Steve Spurrier Third Year at Carolina

Steve Spurrier, who has coached a national championship team, won seven Southeastern Conference titles, and won over 75 percent of the college games in which he has coached, is in his third season as head coach at the University of South Carolina. Spurrier was introduced as USC's 32nd head coach on Nov. 23, 2004, before an overflow news conference crowd in the south end zone of Williams-Brice Stadium.

Now in his 18th collegiate seasons, Coach Spurrier has compiled a 160-50-2 (.759) won-loss record as a major college head coach, including an 18-10 mark at Carolina. He led the Duke Blue Devils to the 1989 Atlantic Coast Conference championship before returning to his alma mater, the University of Florida, as head coach in 1990. During his 12 seasons with the Gators, Spurrier's teams won seven Southeastern Conference championships, one national title and finished ranked in the nation's top 10 nine times. His record at Florida was an amazing 122-27-1 (.817). Spurrier, who won the 1966 Heisman Trophy as a quarterback for the Gators, most recently was head coach of the NFL's Washington Redskins (2002-03). He returned to the college ranks in 2005 after a one-year absence from the sidelines.

In his first season at South Carolina, Spurrier led the Gamecocks to a 7-5 record and a second place finish in the SEC Eastern Division. In doing so, he posted a five-game winning streak, the 15th consecutive year in which he has had a five-game winning streak, something no other coach in college history has accomplished. He was honored as the SEC Coach of the Year by the Associated Press after leading the Gamecocks to a school record five straight SEC wins, their first win ever at Tennessee and their first win over Florida since the 1930s. It was the eighth time he has been honored as his league's Coach of the Year.

He came back with an 8-5 record in 2006, just the ninth time in school history that the Gamecocks have posted eight or more wins in a season. The season was capped with a victory in the Liberty Bowl over Conference USA champion Houston. With that win, Coach Spurrier matched Joe Morrison for the most wins by a Carolina head coach in his first two seasons in Columbia.

Spurrier Highlights

◆ Recipient of the 1966 Heisman Trophy.

◆ Compiled a 122-27-1 record at Florida from 1990-2001, the most wins for a Gator coach in school history and a winning percentage (.817) that ranked among the top three in SEC history.

◆ Coached Florida to two National Championship Game appearances (1995 and 1996), claiming the 1996 national title.

◆ His 122 victories at Florida from 1990-2001 ranks as the best win total for a coach in his first 12 years at a school in major college history.

◆ His Gator teams appeared in the weekly polls 202 of a possible 203 weeks, including each of his last 202 consecutive

weeks. From 1990-2001, the Gators were ranked number one in the polls 29 times, appeared in the top five for 117 weeks and among the nation's top 10 for 179 weeks.

◆ The only coach in SEC history and one of only two coaches in major college history to lead a squad to six straight seasons of 10 or more wins (1993-1998).

◆ The only coach in SEC history and one of only three coaches in major college history to lead a school to 12 consecutive seasons (1990-2001) of nine or more wins.

◆ One of only five coaches in major college history to have his team ranked in the final Top 15 Poll in each of 12 consecutive seasons (1990-2001).

◆ His UF squads finished in the Top 10 of the polls nine times and six times in the final top five, totals that both ranked second best in the nation over his 12 seasons (1990-2001). UF's average poll ranking of 6.5 in the decade of the 1990s was second best in the nation.

◆ He achieved 100 career victories at Florida in a faster time period (10th season, eighth game) than any major college coach at a school in the 20th century.

◆ One of only five major college coaches in history and only the second in SEC history to lead a school to 100 wins during a decade (102-22-1 at UF from 1990-99).

◆ One of only three coaches in major college history and the only one in SEC history to lead a school to an appearance in the weekly polls for a period of 200 consecutive weeks.

◆ He and the legendary Paul "Bear" Bryant are the only coaches in SEC history to win as many as four straight league championships. (1993-96).

◆ His 96-22 record in SEC play ranks as the best winning percentage in conference history (.814) and his 73 league wins in the 1990s represents the most SEC wins during a decade in conference history.

◆ The only coach in SEC history to win eight conference games in a season four straight years (1993-96).

◆ The only coach in SEC history to lead a school to nine consecutive January bowl game appearances.

◆ His six outright SEC titles ('91, '93, '94, '95, '96, 2000) ranked as the second best total in SEC history, trailing only "Bear" Bryant's 11.

◆ Under his leadership, the Gator offense became the only unit in modern collegiate history (since the NCAA started keeping stats in 1937) to score at least 500 points (including bowl games) for four straight years (1993-96). Yale also achieved that distinction from 1886-89 and Michigan from 1901-04.

◆ His 142 career wins ranked among the three highest win totals in history for a coach in his first 15 years at the helm.

SOUTH CAROLINA AT LSU >>> SEPT. 22, 2007

◆ Led Florida to seven appearances in the SEC Championship Game (1992-96, 1999-2000), with five victories (1993-1996, 2000).

◆ Prior to his arrival in 1990, Florida had never won more than nine games in a season. In 12 seasons at the helm he lead the Gators to nine seasons of 10 or more wins.

◆ He has been selected as a finalist for the Paul "Bear" Bryant National Coach of the Year Award four times (1990, 1991, 1995, 1996).

◆ In his 17 years as a collegiate head coach he led his squad to the best record in the conference standings eight times (Duke in 1989 and Florida in 1990, 1991, 1993, 1994, 1995 1996 and 2000).

◆ He won his 100th game at Florida in 1999 in just his 120th overall game (100-19-1 record), a total that ranks among the six fewest games to reach that level at a major college school in the 20th century.

◆ Has been named his conference's Coach of the Year eight times (1988 and 1989 in the ACC with Duke, in 1990, 1991, 1994, 1995 and 1996 in the SEC with Florida and in 2005 in his first year at South Carolina).

◆ He has led teams to 14 bowl games, including each of his last 11 years (1991-2001) at Florida and in each of his last 13 seasons overall. Of his 14 bowl teams, 10 played in January games.

Spurrier by the Numbers

COACHING RECORDS	Overall Record	Conference Record
Overall Record (Pro and College)	207-89-2 (.698)	---
College Record	160-50-2 (.759)	107-31-1 (.773)
Pro Record	47-39-0 (.547)	---
Florida Record	122-27-1 (.817)	87-14-0 (.861)
Duke Record	20-13-1 (.603)	11-9-1 (.548)
Carolina Record	18-10-0 (.643)	9-8-0 (.529)
USFL Record	35-19-0 (.648)	---
NFL Record	12-20-0 (.375)	---

WINNINGEST ACTIVE COACHES IN THE NCAA BY WINS

1. Bobby Bowden, Florida St.	368
2. Joe Paterno, Penn State	366
3. Frank Beamer, Va. Tech	200
Jim Tressel, Ohio State	200
5. Dennis Franchione, A&M	183
6. Mack Brown, Texas	182
7. Dick Tomey, San Jose St.	170
8. Steve Spurrier, South Carolina	160
9. Mike Price, UTEP	150
10. Phillip Fulmer, Tennessee	138

WINNINGEST ACTIVE COACHES IN THE NCAA BY PCT.

1. Pete Carroll, USC	67-12-0 .848
2. Urban Meyer, Florida	64-12-0 .842
3. Bob Stoops, Oklahoma	89-19-0 .824
4. Mark Richt, Georgia	63-18-0 .778
5. Phillip Fulmer, Tenn.	138-43-0 .762
6. Bobby Bowden, FSU	368-114-4 .761
7. Steve Spurrier, SC	160-50-2 .759
8. Joe Paterno, Penn St.	366-121-3 .750
Lloyd Carr, Michigan	114-38-0 .750
10. Jim Tressel, Ohio State	200-71-2 .736

WINNINGEST SEC COACHES BY WINS (ALL GAMES AT SEC INSTITUTIONS)

1. Bear Bryant, Kentucky/Alabama	292
2. Vince Dooley, Georgia	201
3. Dan McGugin, Vanderbilt	197
4. John Vaught, Ole Miss	190
5. Shug Jordan, Auburn	176
6. Robert Neyland, Tennessee	173
7. Wallace Butts, Georgia	140
8. Steve Spurrier, Florida/S. Carolina	140
9. Charlie McClendon, LSU	137
Phillip Fulmer, Tennessee	137

WINNINGEST SEC COACHES BY PCT. (ALL GAMES AT SEC INSTITUTIONS)

1. Robert Neyland, Tenn.	173-31-12 .829
2. Wallace Wade, Ala.	61-13-3 .812
3. Frank Thomas, Ala.	115-24-7 .812
4. Bear Bryant, Ky./Ala.	292-69-14 .797
5. Steve Spurrier, Fla./SC	140-37-1 .789
6. Mark Richt, Georgia	63-18-0 .778
7. Allyn McKeen, MSU	65-19-3 .764
G.E. Pyle, Florida	26-7-3 .764
9. Phillip Fulmer, Tenn.	138-43-0 .762
Dan McGugin, Vandy	197-55-19 .762

Steve Spurrier Versus the SEC

Opponent	Record
Alabama	6-4
Arkansas	4-1
Auburn	10-5
Florida	1-1
Georgia	12-3
Kentucky	14-0
LSU	11-1
Mississippi State	5-2
Ole Miss	2-0
South Carolina	10-1
Tennessee	10-6
Vanderbilt	14-0
TOTAL	99-24

Bowl Games (7-7)

Bowl	Opponent	Result
1989 All-American	Texas Tech	L 21-49
1992 Sugar	Notre Dame	L 28-39
1992 Gator	N.C. State	W 27-10
1994 Sugar	West Virginia	W 41-7
1995 Sugar	Florida State	L 17-23
1996 Fiesta	Nebraska	L 24-62
1997 Sugar	Florida State	W 52-20
1998 Citrus	Penn State	W 21-6
1999 Orange	Syracuse	W 31-10
2000 Citrus	Michigan St.	L 34-37
2001 Sugar	Miami	L 27-37
2002 Orange	Maryland	W 56-23
2005 Independence	Missouri	L 31-38
2006 Liberty	Houston	W 44-36

Versus LSU (11-1)

Date	Site	Score
10/06/90	Gainesville	W, 34-8
10/05/91	Baton Rouge	W, 16-0
10/10/92	Gainesville	W, 28-21
10/09/93	Baton Rouge	W, 58-3
10/08/94	Gainesville	W, 42-18
10/07/95	Baton Rouge	W, 28-10
10/12/96	Gainesville	W, 56-13
10/11/97	Baton Rouge	L, 21-28
10/10/98	Gainesville	W, 22-10
10/09/99	Baton Rouge	W, 31-10
10/07/00	Gainesville	W, 41-9
10/06/01	Baton Rouge	W, 44-15

WINNINGEST SEC COACHES BY WINS (SEC REGULAR SEASON GAMES)

1. Bear Bryant, Kentucky/Alabama	159
2. John Vaught, Ole Miss	106
3. Vince Dooley, Georgia	105
4. Shug Jordan, Auburn	98
5. Steve Spurrier, Florida/S. Carolina	96
6. Phillip Fulmer, Tennessee	88
7. Wallace Butts, Georgia	67
8. Charlie McClendon, LSU	62
Robert Neyland, Tennessee	62
10. Frank Thomas, Alabama	59

WINNINGEST SEC COACHES BY PCT. (SEC REGULAR SEASON GAMES)

1. Steve Spurrier, Fla./SC	96-22-0 .814
2. Robert Neyland, Tenn.	62-15-5 .787
3. Frank Thomas, Ala.	59-16-6 .765
4. Bear Bryant, Ky./Ala.	159-46-9 .764
5. Phillip Fulmer, Tenn.	88-28-0 .759
6. Nick Saban, LSU/Ala.	32-12-0 .727
7. Vince Dooley, Georgia	105-41-4 .713
8. John Vaught, Miss.	106-41-10 .707
9. Gene Stallings, Ala.	38-16-0 .704
10. Terry Bowden, Auburn	30-14-1 .678

Steve Spurrier vs. All Opponents

Opponent	Record
Akron	1-0
Alabama	6-4
Arkansas	4-1
Arkansas State	1-0
Army	1-0
Auburn	10-5
Ball State	1-0
Central Florida	2-0
Central Michigan	1-0
Citadel	2-0
Clemson	2-3
Colgate	1-0
Florida	1-1
Florida Atlantic	1-0
Florida State	5-8-1
Furman	1-0
Georgia	12-3
Georgia Southern	1-0
Georgia Tech	3-0
Houston	2-0
Kentucky	14-0
Louisiana-Monroe	2-0
Louisville	1-0
Louisiana-Lafayette	3-0
LSU	11-1
Marshall	1-0
Maryland	2-2
Miami (Fla.)	0-1
Michigan State	0-1
Middle Tennessee	2-0
Mississippi State	5-2
Missouri	0-1
Nebraska	0-1
New Mexico State	1-0
North Carolina	3-0
North Carolina State	2-1-1
Northern Illinois	2-0
Northwestern	3-0
Notre Dame	0-1
Oklahoma State	1-0
Ole Miss	2-0
Penn State	1-0
Rutgers	0-1
San Jose State	1-0
South Carolina	10-1
South Carolina State	1-0
Southern Miss	3-0
Syracuse	1-1
Tennessee	10-6
Texas Tech	0-1
Troy	1-0
Vanderbilt	14-0
Virginia	1-2
Wake Forest	1-2
West Virginia	1-0
Western Michigan	1-0
Wofford	1-0
TOTALS	160-50-2

Carolina's Superlatives Under Spurrier

MOST POINTS

- 1. 52 vs Middle Tennessee..... 11-18-06
- 2. 45 vs Troy 09-24-06
- 45 vs Florida Atlantic 09-23-06
- 4. 44 vs Kentucky 10-08-05
- 44 vs Houston 12-29-06

FEWEST POINTS ALLOWED

- 1. 0 at Mississippi State 08-31-06
- 2. 3 South Carolina State 09-15-07
- 3. 6 vs Florida Atlantic 09-23-06
- 4. 7 vs Middle Tennessee 11-18-06
- 5. 10 at Arkansas 11-05-05

MOST FIRST DOWNS

- 1. 28 at Clemson 11-25-06
- 2. 27 vs Louisiana-Lafayette 09-01-07
- 3. 25 vs Florida Atlantic 09-23-06
- 25 vs Middle Tennessee 11-18-06
- 25 vs Houston 12-29-06

FEWEST FIRST DOWNS ALLOWED

- 1. 11 at Mississippi State 08-31-06
- 2. 12 vs Middle Tennessee 11-18-06
- 12 vs South Carolina State 09-15-07
- 4. 13 at Tennessee 10-29-05
- 13 vs Florida Atlantic 09-23-06

MOST RUSHING ATTEMPTS

- 1. 41 vs Troy 09-24-06
- 41 vs Houston 12-29-06
- 41 vs Louisiana-Lafayette 09-01-07
- 4. 39 at Kentucky 10-07-06
- 39 at Vanderbilt 10-21-06

FEWEST RUSHING ATTEMPTS, OPPONENTS

- 1. 23 vs Tennessee 10-28-06
- 2. 27 at Kentucky 10-07-06
- 3. 31 at Georgia 09-08-07
- 4. 32 at Florida 11-11-06
- 32 vs Middle Tennessee 11-18-06

MOST RUSHING YARDS

- 1. 223 vs South Carolina State 09-15-07
- 2. 208 at Clemson 11-25-06
- 3. 200 vs Florida Atlantic 09-23-06
- 4. 195 vs Louisiana-Lafayette 09-01-07
- 5. 194 at Vanderbilt 10-21-06

FEWEST RUSHING YARDS ALLOWED

- 1. 41 vs Vanderbilt 10-22-05
- 2. 62 at Kentucky 10-07-06
- 3. 71 vs Tennessee 10-28-06
- 4. 79 at Mississippi State 08-31-06
- 5. 81 vs Middle Tennessee 11-18-06

MOST PASSES ATTEMPTED

- 1. 40 vs Arkansas 11-04-06
- 2. 39 vs Alabama 09-17-05
- 3. 38 vs Missouri 12-30-05
- 4. 37 at Tennessee 10-29-05
- 37 at Clemson 11-25-06

MOST PASSES COMPLETED

- 1. 24 vs Kentucky 10-08-05
- 24 at Florida 11-11-06
- 24 at Clemson 11-25-06
- 4. 23 vs Georgia 09-09-06
- 5. 22 at Tennessee 10-29-05
- 22 at Georgia 09-10-05
- 22 vs Arkansas 11-04-06
- 22 vs Middle Tennessee 11-18-06

FEWEST PASSES ATTEMPTED, OPPONENTS

- 1. 11 vs Wofford 09-16-06
- 2. 17 at Georgia 09-10-05
- 3. 18 vs Kentucky 10-08-05
- 4. 19 vs Auburn 09-28-06
- 19 vs Middle Tennessee 11-18-06
- 19 at Clemson 11-25-06
- 19 vs Louisiana-Lafayette 09-01-07

FEWEST PASSES COMPLETED, OPPONENTS

- 1. 5 vs Wofford 09-16-06
- 2. 6 vs Middle Tennessee 11-18-06
- 3. 8 at Georgia 09-10-05
- 8 at Mississippi State 08-31-06
- 8 vs Florida Atlantic 09-23-06

MOST PASSING YARDS

- 1. 391 vs Middle Tennessee 11-18-06
- 2. 330 vs Central Florida 09-01-05
- 3. 323 vs Houston 12-29-06
- 4. 292 vs Florida Atlantic 09-23-06
- 5. 289 vs Arkansas 11-04-06

FEWEST PASSING YARDS ALLOWED

- 1. 63 vs Louisiana-Lafayette 09-01-07
- 2. 67 vs Wofford 09-16-06
- 3. 68 vs South Carolina State 09-15-07
- 4. 82 at Mississippi State 08-31-06
- 5. 95 vs Kentucky 10-08-05

MOST YARDS TOTAL OFFENSE

- 1. 545 vs Middle Tennessee 11-18-06
- 2. 512 vs Houston 12-29-06
- 3. 492 vs Florida Atlantic 09-23-06
- 492 at Clemson 11-25-06
- 5. 433 vs Louisiana-Lafayette 09-01-07

FEWEST TOTAL YARDS ALLOWED

- 1. 161 at Mississippi State 08-31-06
- 2. 200 vs Middle Tennessee 11-18-06
- 3. 236 vs Troy 09-24-06
- 4. 243 vs Florida Atlantic 09-23-06
- 5. 253 at Vanderbilt 10-21-06

PUNTING AVERAGE (MIN. OF 3 PUNTS)

- 1. 48.7 at Mississippi State 08-31-06
- 2. 46.0 vs Florida Atlantic 09-23-06
- 3. 45.3 vs Tennessee 10-28-06
- 4. 45.0 vs Louisiana-Lafayette 09-01-07
- 5. 42.3 vs Alabama 09-17-05

MOST TIME OF POSSESSION

- 1. 33:19 vs Houston 12-29-06
- 2. 32:57 at Clemson 11-25-06
- 3. 32:39 at Mississippi State 08-31-06
- 4. 32:08 at Tennessee 10-29-05
- 5. 32:01 vs Florida Atlantic 09-23-06

Associated Press

1.	Southern California (46)	2-0	1,605
2.	LSU (19)	3-0	1,577
3.	Florida	3-0	1,437
4.	Oklahoma	3-0	1,434
5.	West Virginia	3-0	1,388
6.	California	3-0	1,232
7.	Texas	3-0	1,169
8.	Ohio State	3-0	1,142
9.	Wisconsin	3-0	1,111
10.	Penn State	3-0	1,041
11.	Rutgers	3-0	956
12.	South Carolina	3-0	814
13.	Oregon	3-0	810
14.	Boston College	3-0	792
15.	Clemson	3-0	615
16.	Alabama	3-0	516
17.	Virginia Tech	2-1	458
18.	Louisville	2-1	367
19.	Hawaii	3-0	343
20.	Texas A&M	3-0	342
21.	Kentucky	3-0	338
22.	Georgia	2-1	333
23.	South Florida	2-0	285
24.	Nebraska	2-1	277
25.	Missouri	3-0	228

USA Today/Coaches

1.	Southern California (44)	2-0	1,478
2.	LSU (8)	3-0	1,438
3.	Florida (7)	3-0	1,368
4.	Oklahoma	3-0	1,308
5.	West Virginia	3-0	1,244
6.	Texas	3-0	1,103
7.	Wisconsin	3-0	1,098
8.	California	3-0	1,093
9.	Ohio State	3-0	1,062
10.	Penn State	3-0	942
11.	Rutgers	3-0	863
12.	Boston College	3-0	754
13.	Oregon	3-0	702
14.	South Carolina	3-0	595
	Clemson	3-0	595
16.	Texas A&M	3-0	530
17.	Virginia Tech	2-1	485
18.	Hawaii	3-0	404
19.	Louisville	2-1	363
20.	Alabama	3-0	345
21.	Georgia	2-1	271
22.	Nebraska	2-1	228
23.	Kentucky	3-0	168
24.	South Florida	2-0	165
25.	Missouri	3-0	145

DON'T PASS ON ME: The Gamecocks have been especially solid in pass defense this season. They rank second in the nation (behind LSU) in pass efficiency defense. LSU has a rating of 54.30, while the Gamecocks check in at 72.78. Both teams are also in the top six in the country in pass defense:

Rank	Team	Passing Yards Allowed	Passing Yards/Game
1.	Fresno State	293	97.67
2.	LSU	295	98.33
3.	Rutgers	312	104.00
4.	Ball State	337	112.33
5.	Notre Dame	342	114.00
6.	South Carolina	344	114.67

RED ZONE SUCCESS: The Gamecocks have come away with points in each of their 11 trips into the red zone this season, scoring eight touchdowns and three field goals. The team scored four touchdowns in four opportunities against Louisiana-Lafayette. They scored in all four red zone trips against Georgia as well, but on three of the four trips they had to settle for a field goal. The came back with three touchdowns in three red zone opportunities against South Carolina State.

SIDELINED: Linebacker **Yvan Banag** suffered a right knee sprain in the win over ULL and has missed the last two games. Reserve tailback **Bobby Wallace** has been sidelined all season with a broken collarbone. Offensive guard **Kevin Young** was slated to make the start at Georgia, but suffered a left ankle injury during the week of practice and has not been available since that time. Defensive lineman **Nathan Pepper** sprained his left knee while scoring a touchdown against SC State. Defensive back **Brandon Isaac** suffered a right shoulder sprain against SC State.

FOR STARTERS: Three players made their first career start for the Gamecocks against ULL. Redshirt freshman **Chris Smelley** became the first redshirt freshman to start a season-opener at quarterback since Todd Ellis did so in the 1986 season. True freshman **Travian Robertson** made the start in his first collegiate game at defensive end. Sophomore **Eric Norwood** also made his first career start at the other defensive end position. Right guard **Lemuel Jeanpierre** made his first start on the offensive side of the ball. He had made one start on the D-Line last season. Two players - freshman defensive

tackle **Ladi Ajiboye** and sophomore safety **Darian Stewart** made their first career starts against Georgia.

BACK IN THE SADDLE: Fifth-year senior quarterback **Blake Mitchell** has started the last two games, improving his record to 13-6 in 19 career starts. The LaGrange, Ga. native has completed 65.4 percent (34-for-52) of his passes this season. Mitchell ranks seventh in the Carolina record books with 4,566 career passing yards. Only four players (Todd Ellis, Steve Taneyhill, Anthony Wright and Phil Petty) have thrown for over 5,000 yards in a Gamecock uniform. The MVP of the 2006 Liberty Bowl came into the season as the SEC's top returning quarterback in career completion percentage (61.2 percent), which is also the best mark in school history.

SOUTH CAROLINA CAREER PASSING LISTS:

PASS ATTEMPTS

1.	Todd Ellis (1986-89)	1,350
2.	Steve Taneyhill (1992-95)	1,245
3.	Phil Petty (1998-2001)	861
4.	Anthony Wright (1995-98)	796
5.	Tommy Suggs (1968-70)	672
6.	Bobby Fuller (1990-91)	634
7.	Blake Mitchell (2004-07)	591

PASS COMPLETIONS

1.	Steve Taneyhill (1992-95)	753
2.	Todd Ellis (1986-89)	747
3.	Phil Petty (1998-01)	454
4.	Anthony Wright (1995-98)	432
5.	Bobby Fuller (1990-91)	373
6.	Blake Mitchell (2004-07)	364

COMPLETION PERCENTAGE (Min. 150 attempts)

1.	Blake Mitchell (2004-07)	.616 (364 of 591)
2.	Steve Taneyhill (1992-95)	.605 (753 of 1245)
3.	Bobby Fuller (1990-91)	.588 (373 of 634)
4.	Todd Ellis (1986-89)	.553 (747 of 1350)

PASSING TOUCHDOWNS

1.	Steve Taneyhill (1992-95)	62
2.	Todd Ellis (1986-89)	49
3.	Anthony Wright (1995-98)	38
4.	Tommy Suggs (1968-70)	34
5.	Blake Mitchell (2004-07)	31

PASSING YARDS

1.	Todd Ellis (1986-89)	9,953
2.	Steve Taneyhill (1992-95)	8,782
3.	Anthony Wright (1995-98)	5,681
4.	Phil Petty (1998-01)	5,652
5.	Tommy Suggs (1968-70)	4,916
6.	Bobby Fuller (1990-91)	4,896
7.	Blake Mitchell (2004-07)	4,566

Tracking the 2007 Opponents

Opponent (Date vs. Carolina)	W-L	Last Game	Next Game
vs Louisiana Lafayette (9/1)	0-3	L, 38-17 vs McNeese State	vs Troy (9/22)
at Georgia (9/8)	2-1	W, 45-16 vs Western Carolina	at Alabama (9/22)
vs South Carolina State (9/15)	1-2	L, 38-3 at South Carolina	vs Winston-Salem St. (9/22)
at LSU (9/22)	3-0	W, 44-0 vs Middle Tennessee	vs South Carolina (9/22)
vs Mississippi State (9/29)	2-1	W, 19-14 at Auburn	vs Gardner-Webb (9/22)
vs Kentucky (10/4)	3-0	W, 40-34 vs Louisville	at Arkansas (9/22)
at North Carolina (10/13)	1-2	L, 22-20 vs Virginia	at South Florida (9/22)
vs Vanderbilt (10/20)	2-1	W, 31-17 vs Ole Miss	vs Eastern Michigan (9/22)
at Tennessee (10/27)	1-2	L, 59-20 at Florida	vs Northern Illinois (9/22)
at Arkansas (11/3)	1-1	L, 41-38 at Alabama	vs Kentucky (9/22)
vs Florida (11/10)	3-0	W, 59-20 vs Tennessee	at Ole Miss (9/22)
vs Clemson (11/24)	3-0	W, 38-10 vs Furman	at NC State (9/22)
Opponents' Overall Record	22-13		

**South Carolina-LSU
By the Numbers**

	USC	LSU
Record	3-0	3-0
Points Scored	82	137
Points/Game	27.3	45.7
Opp. Points Scored	29	7
Opp. Points/Game	9.7	2.3
First Downs	72	76
Opp. First Downs	49	29
3rd Down Conversions	34%	56%
4th Down Conversions	26%	21%
Rushing Attempts	112	131
Yards Rushing	558	693
Yards Rushing/Game	186.0	231.0
Opp. Rushing Attempts	125	91
Opp. Yards Rushing	576	90
Opp. Yards Rush/Game	192.0	30.0
Passes Attempted	89	82
Passes Completed	58	57
Yards Passing	597	757
Yards Pass/Game	199.0	252.3
Opp. Passes Attempted	85	77
Opp. Passes Completed	41	31
Opp. Yards Passing	344	295
Opp. Yards Pass/Game	114.7	98.3
Total Plays	201	213
Total Yards	1155	1450
Avg. Yards/Game	385.0	483.3
Avg. Yards/Play	5.7	6.8
Opp. Total Plays	210	168
Opp. Total Yards	920	385
Opp. Total Yards/Game	306.7	128.3
Opp. Total Yards/Play	4.4	2.3
Avg. Poss. Time/Game	29:42	32:03
Opp. Avg. Poss. Time	30:18	27:57

GOING WHERE NO QB HAS GONE BEFORE: Blake Mitchell is the only Gamecock quarterback to defeat Georgia, Clemson, Florida and Tennessee in his career.

MCKINLEY RISES TO THE TOP: With the departure of Sidney Rice to the NFL's Minnesota Vikings, junior **Kenny McKinley** has become the top receiving threat for the Gamecocks. He has 17 catches and 182 receiving yards this season, twice as many catches and yards as any other Gamecock. His top game this season is a seven-catch, 102-yard performance at Georgia, his third career 100-yard game. He is tied for third in the SEC averaging 5.67 receptions per game. McKinley caught 51 passes for 880 yards, an average of 17.3 yards per catch in 2006. The receptions (10th) and yards (6th) both figured in South Carolina's single-season top 10 list. McKinley has caught 93 career passes, which ties him for 12th place on the school's all-time list. Only 10 players in school history have caught 100 or more passes in their career.

24 STRAIGHT: **Kenny McKinley** has caught a pass in 24 straight games. That is the eighth longest current streak in the country.

BOYD IS BACK: Senior tailback **Cory Boyd** is back for his fifth and final season in the Garnet & Black. Boyd leads the team with 255 yards rushing, averaging 6.5 yards per carry with four rushing touchdowns. He is eighth in the SEC in rushing, averaging 85.0 yards per contest. He rushed for a career-high 132 yards on just 11 carries in the win over South Carolina State, averaging 12.0 yards per carry. It was his fourth career 100-yard rushing game. The Orange, N.J. native was the Gamecocks' leading rusher a season ago when he totaled 823 yards on the ground in 164 carries, an average of 5.0 yards per tote. He also caught 35 passes out of the backfield for 406 yards, an 11.6 yard average.

HISTORICALLY SPEAKING: **Cory Boyd** is just the fourth player in school history to log 1,000 yards rushing (1,619) and haul in 70+ receptions (90). The others are Stanley Pritchett, Brandon Bennett and Harold Green. Boyd needs just 49 receiving yards to go over 1,000 in his career. Only Stanley Pritchett (1,178 rushing and 1,097 receiving) has reached the 1,000-1,000 plateau at Carolina.

DAVIS MAKES IT A SOLID DUO: Junior **Mike Davis** has matched Cory Boyd yard-for-yard this season, giving the Gamecocks a solid one-two punch in the running game. Coach Spurrier has mentioned that he thinks the Boyd-Davis tandem is as good as any twosome he's coached. Davis, who eclipsed the 100-yard rushing plateau for the third time in his career against South Carolina State, has rushed 40 times for 252 yards this season, an average of 6.3 yards per carry. He is ninth in the SEC in rushing at 84.0 yards per game. He has rushed for 1,392 career yards for his hometown university.

GROUNDING IT OUT: The Gamecock duo of **Cory Boyd** and **Mike Davis** has combined for just over 3,000 career rushing yards between them:

Player	GP/GS	ATT	YDS	AVG.	TD
C. Boyd	37/18	323	1619	5.0	18
M. Davis	27/14	286	1392	4.9	11

ANOTHER BOYD SIGHTING: Tight end **Andy Boyd** is back for his sixth year in the Garnet & Black. Boyd, who has been hampered by injuries throughout his Carolina career, was granted a sixth year of eligibility by the NCAA. He played in five games as a true freshman in 2002, took a medical redshirt in 2003, played in a career-high 10 games in 2004, was limited to just two games in 2005 due to injuries, then played in nine games a year ago. Overall, he has played in 29 games including 11 starts. He came into the season with just four career receptions, but three of those had gone for touchdowns. He has caught five pass this season for 55 yards and a touchdown, raising his career totals to nine catches with four going for touchdowns. Boyd owns a bachelor's degree in history and is working towards a second degree in psychology.

Starting Assignments

Player	2007	Career
Kenny McKinley	3	22
Jamon Meredith	3	20
Blake Mitchell	2	19
Cory Boyd	3	18
Casper Brinkley	3	16
Jasper Brinkley	3	16
Chris Hampton	0	16
Nathan Pepper	3	15
Carlos Thomas	2	15
Jordin Lindsey	0	15
Mike Davis	0	14
Rodney Paulk	3	13
Andy Boyd	3	11
Lanard Stafford	2	11
Stoney Woodson	1	11
William Brown	3	10
Marque Hall	3	9
Justin Sorensen	3	9
Ryan Brown	0	9
Cody Wells	0	9
Captain Munnerlyn	3	8
Joel Reaves	0	8
Mike West	0	8
Garrett Anderson	3	7
Emanuel Cook	1	6
Brandon Isaac	3	5
Freddie Brown	1	5
Hutch Eckerson	0	5
Robert Pavlovic	0	5
Dustin Lindsey	0	4
Marvin Sapp	0	4
Eric Norwood	3	3
Moe Brown	2	3
Lemuel Jeanpierre	2	3
Gurminder Thind	1	3
James Thompson	0	3
Ladi Ajiboye	2	2
Darian Stewart	2	2
Jared Cook	1	2
Yvan Banag	0	2
Travian Robertson	1	1
Chris Smelley	1	1
Bryan Kingrey	0	1
Taylor Rank	0	1
Bobby Wallace	0	1

Media Services

Head Coach Steve Spurrier conducts his weekly press conference Tuesdays in the team meeting room in the Crews Building (second floor, south end zone) at Williams-Brice Stadium. Coach Spurrier begins the press conference at noon and a box lunch is served. Selected players are also available for interviews either before or following Coach Spurrier.

Sunday Teleconference:

Head Coach Steve Spurrier conducts a Sunday teleconference with the media at 2 p.m. ET. Contact the media relations office to get the phone number and code to join in on the call.

SEC Teleconference:

The Southeastern Conference will again host a weekly press teleconference each Wednesday from Aug. 29 through Nov. 21. The teleconference, open to the media, will feature the head coach from each team every week. Please contact either the SEC Media Relations office at (205) 458-3010 or the school's Media Relations Department for the telephone number. All times are Eastern:

- 11:00 a.m. ET - Mark Richt, Georgia
- 11:07 a.m. ET - Steve Spurrier, South Carolina**
- 11:14 a.m. ET - Urban Meyer, Florida
- 11:21 a.m. ET - Bobby Johnson, Vanderbilt
- 11:28 a.m. ET - Phillip Fulmer, Tennessee
- 11:35 a.m. ET - Nick Saban, Alabama
- 11:42 a.m. ET - Houston Nutt, Arkansas
- 11:49 a.m. ET - Ed Orgeron, Ole Miss
- 11:56 a.m. ET - Les Miles, LSU
- 12:03 a.m. ET - Sylvester Croom, Mississippi State
- 12:10 a.m. ET - Tommy Tuberville, Auburn
- 12:17 a.m. ET - Rich Brooks, Kentucky

Weekly Interview Opportunities:

South Carolina players are available for interviews after practice on Monday evening, Tuesday following Coach Spurrier's press conference and Wednesday following practice. All interview requests should be made 24 hours in advance. Coach Spurrier is available to the media via teleconference on Sunday, following practice on Monday evening, at the noon press conference on Tuesday, via the SEC teleconference on Wednesday and following practice on both Wednesday and Thursday. He also does his weekly radio show from Wild Wing Cafe in the Vista on Thursday nights from 7-8 p.m. Players are not available for interviews on Thursdays, Fridays or Sundays. Gamecock practices are closed to both the public and media unless otherwise notified.

Satellite Feeds:

The Steve Spurrier press conference is available live via satellite each Tuesday. Coordinates are Galaxy C26, Transponder 9, Uplink: 6105 (H); Downlink: 3880 (V). The press conference will be available from 2:00-2:30 p.m. ET.

NOT THE OLDEST GAMECOCK: Despite turning 24 years old on August 15, Andy Boyd is not the oldest Gamecock on the roster. That distinction goes to walk-on linebacker **Marcus Davis**, who turned 28-years-old on Aug. 28. He was a 1997 graduate of Columbia's Eau Claire High School. Research indicates that Davis is the oldest Division I football player in the country this year.

B-52: The Gamecock defense features one of the nation's best in No. 52, middle linebacker **Jasper Brinkley**. Brinkley, a 6-2, 262-pound senior from Thomson, Ga. totaled 107 tackles in 2006. He ranks second among the returning tacklers in the SEC behind only Kentucky's Wesley Woodyard. He also leads all returning SEC players with 85 solo stops in 2006, which he logged en route to first team All-SEC acclaim by the Associated Press. He picked up in the season opener against Louisiana-Lafayette right where he left off a season ago, leading the team with eight tackles, including seven solo stops, despite playing with a sprained left ankle. He had six stops and sealed the win over Georgia with his first career interception in the final seconds of the game. He had another pick in the win over South Carolina State. He has led the squad in tackles in nine of the 16 games in which he's appeared for the Garnet & Black, including five of the last seven.

CASPER'S THE OLDER ONE: Jasper Brinkley's older brother by a minute, **Casper Brinkley**, has been just as impressive as his younger brother this season, logging 17 tackles in the first three games. He has one sack while playing primarily at outside linebacker after logging 7.0 sacks as a defensive end a year ago. Jasper and Casper both have started all 16 games since arriving on campus and have combined for 186 tackles in that time, an average of 11.6 tackles per game.

ERIC BRINGS THE WOOD: Sophomore defensive end Eric Norwood has starred for the Gamecocks as well. A Freshman All-American last season, Norwood has recorded 17 tackles this season, including 4.0 tackles for loss. He has 8.0 sacks in his first two seasons in the Garnet & Black.

SUCCOP SHINES: The Gamecocks have another All-America candidate in placekicker **Ryan Succop**. Succop, a 6-2, 214-pound junior from Hickory, N.C., drilled all three of his field goal attempts in the 16-12 win at Georgia, matching his single game high and earning him SEC Special Teams Player of the Week honors. He is 4-for-5 on the season in field goal attempts and is 20-for-27 in his career. He converted 16-of-20 field goal attempts in 2006, including a long of 55 yards against Vanderbilt. He has converted 14 of his last 17 attempts from inside 47. Succop also handles the kick off and punting duties for South Carolina. He is averaging 41.9 yards per punt this season after averaging 43.7 yards per punt in 2006.

PRE-SEASON ACCOLADES: Middle linebacker **Jasper Brinkley** was the only Gamecock to earn pre-season first team All-SEC honors by both the media and the coaches. **Ryan Succop** earned first team honors as a placekicker by the media, but was a second team selection by the coaches. Succop also earned second team honors by both the media and coaches as a punter.

Tight end **Andy Boyd** was a second team selection by the coaches, while tailback **Cory Boyd** and defensive end **Casper Brinkley** gained third team recognition by the league's coaches.

MORE PRE-SEASON RESPECT: Middle linebacker **Jasper Brinkley** is a pre-season All-America candidate. He is on the pre-season "watch list" for the Nagurski Award, for the Lombardi Award, for the Butkus Award and for the Walter Camp Player of the Year award. Quarterback **Blake Mitchell** is on the list for the Manning Award, while **Ryan Succop** is on the Lou Groza Award watch list.

EARNING HIS KEEP: Prior to the start of the season, Head Coach Steve Spurrier placed former walk-on **Bryan Kingrey** on scholarship. Over the past three years, Coach Spurrier has rewarded 10 former walk-ons on scholarships.

Future Schedules

2008		
Aug. 28		NC State
Sept. 4		at Vanderbilt
Sept. 13		Georgia
Sept. 20		Wofford
Sept. 27		UAB
Oct. 4		at Ole Miss
Oct. 11		at Kentucky
Oct. 18		LSU
Nov. 1		Tennessee
Nov. 8		Arkansas
Nov. 15		at Florida
Nov. 29		at Clemson
2009		
Sept. 3		at NC State
Oct. 3		The Citadel
Nov. 28		Clemson
2010		
Sept. 4		Troy
Sept. 18		North Carolina
Oct. 2		Furman
2011		
Sept. 3		vs East Carolina (Charlotte)
Sept. 17		South Carolina State
2012		
Sept. 15		Wofford
TBD		East Carolina
2013		
Sept. 21		The Citadel
2014		
Aug. 30		East Carolina (Charlotte)
Sept. 20		Furman
TBD		Troy

All dates subject to change.

Carolina Trends

	Under	2007 Spurrier
Overall	3-0	18-10
Home	2-0	10-6
Road	1-0	7-3
Neutral	0-0	1-1
Grass	3-0	17-9
Turf	0-0	1-1
Leading After 1st Quarter	3-0	12-3
Tied After 1st Quarter	0-0	4-1
Trailing After 1st Quarter	0-0	2-6
Leading At Halftime	3-0	12-3
Tied at Halftime	0-0	2-1
Trailing at Halftime	0-0	4-6
Leading After 3rd Quarter	3-0	16-2
Tied After 3rd Quarter	0-0	1-2
Trailing After 3rd Quarter	0-0	1-6
When Scoring First	2-0	13-4
When Opponent Scores First	1-0	5-6
Largest Halftime Lead	14	22
Largest Halftime Deficit	0	31
Score 20 or more Points	2-0	13-3
Score 30 or more Points	1-0	10-1
Opponents Score 20 or less	3-0	14-4
Games Decided by 3 or less	0-0	2-2
Games Decided by 10 or less	1-0	10-7
Rush for 100 Yards or more	3-0	14-5
Rush for 150 Yards or more	2-0	9-2
Pass for 200 Yards or more	1-0	10-7
Pass for 300 Yards or more	0-0	3-0
Total 400 Yards or more	2-0	7-2
Opp. Rush less than 100 yards	0-0	5-1
Opp. Pass less than 200 yards	2-0	12-4
Opp. Total less than 300 yards	1-0	7-0
Commit More Turnovers	2-0	8-6
Commit Fewer Turnovers	1-0	7-2
Commit Equal Turnovers	0-0	3-2
Lead in Time of Possession	2-0	10-4

RECRUITING SUCCESS: The Gamecocks are coming off the most successful February signing day in school history. The class was ranked fourth in the country by ESPN.com, sixth by Rivals.com and seventh by Scout.com. It was the Gamecocks' first top-10 class since 2003 (8th) and is the highest-ranked class in school history, bettering the 2002 class that was ranked as high as No. 7 by ESPN's Tom Lemming. This year's class features five players on the Rivals100 list including wide receiver Chris Culliver (19), defensive end Cliff Matthews (32), quarterback Stephen Garcia (90), defensive end Travian Robertson (96) and offensive tackle Quintin Richardson (99).

FRESH FACES: The Gamecocks have played 13 members of their highly-touted recruiting class. **Travian Robertson** started at defensive end in the season opener against Louisiana-Lafayette. The others who have seen action this season are wide receivers **Jason Barnes, Matt Clements, Dion Lecorn** and **Chris Culliver**, tailback **Brian Maddox**, fullback **Patrick DiMarco**, tight end **Weslye Saunders**, defensive linemen **Clifton Geathers, Cliff Matthews** and **Ladi Ajiboye**, linebacker **Melvin Ingram** and cornerback **Addison Williams**.

ABOUT THE 2007 SCHEDULE: The Gamecocks came into the season with the second-toughest schedule in the country, according to Rivals.com, behind only Washington. The conference road schedule reads like a "Who's Who" of top-ranked programs, with stops planned at Georgia, LSU, Tennessee and Arkansas5. Throw in a non-conference trip to North Carolina, where new head coach Butch Davis takes over, and the task is daunting. The home schedule features a visit from defending national champion Florida and in-state rival Clemson to wrap up the season. Other conference home games include Mississippi State, Kentucky and Vanderbilt. Louisiana-Lafayette and South Carolina State round out the slate.

ROTATING OFF AND ON: With the rotation schedule of SEC West opponents, the Gamecocks drop Auburn from their schedule and pick up LSU for the next two seasons. The Sept. 22 game will mark Carolina's first trip to the Bayou since the 2002 season.

THURSDAY NIGHT SPECIAL: For the third straight season, the Gamecocks will play a Thursday night contest in 2007. They will host SEC rival Kentucky on Thursday, Oct. 4. Carolina opened its 2005 season on a Thursday night with a win against Central Florida. Last season, the Gamecocks opened the season at Mississippi State on a Thursday and came away with a 15-0 win. They also lost a mid-season Thursday night contest at home to Auburn.

NEW COACH IN TOWN: Steve Spurrier made just one change to his coaching staff in the off-season, bringing in **Shane Beamer** from Mississippi State to coach the outside linebackers and serve as co-coordinator of special teams. Beamer is the son of longtime Virginia Tech head coach Frank Beamer.

WATCHING FROM ABOVE: Wide receivers coach **Steve Spurrier, Jr.** and secondary coach **Ron Cooper** are the only full-time Gamecock coaches who work the game from the press box. All of the other coaches work the sidelines during the games.

NEW DECADE, DIFFERENT RESULTS: The Gamecocks have a 51-36 record since the calendar turned to 2000. The 51 wins is 10 more their total of 41 victories posted in the entire decade of the '90s. Carolina's most victories in any decade is 63, set from 1980-89.

WINNING MORE OFTEN THAN NOT: Carolina has posted three straight winning seasons (6-5 in 2004, 7-5 in 2005 and 8-5 in 2006). The last time they turned in three consecutive winning seasons was 1988-90 when they went 8-4, 6-4-1 and 6-5 in consecutive years.

Carolina Radio Affiliates

CITY	STATION	FREQUENCY
Abbeville	WZLA-FM	92.9 FM
Aiken	WKSX-FM	92.7 FM
Allendale	WDOG-FM	93.5 FM
Anderson	WRIX-FM	103.1 FM
Camden	WPUB-FM	102.7 FM
Charleston	WTMA-AM	1250 AM
Charleston	WNKT-FM	107.5 FM
Chesterfield	WVSZ-FM	107.3 FM
Clinton	WPCC-AM	1410 AM
Columbia	WISW-AM	1320 AM
Columbia	WTCB-FM	106.7 FM
Columbia	WOMG-FM	103.1 FM
Florence	WWFN-FM	100.1 FM
Georgetown	WGTM-AM	1400 AM
Greenville	WYRD-AM	1330 AM
Greenwood	WLMA-AM	1350 AM
Hilton Head	WGZO-FM	103.1 FM
Lancaster	WRHM-FM	107.1 FM
Myrtle Beach	WRNN-FM	99.5 FM
Newberry	WKDK-AM	1240 AM
Orangeburg	WGFG-FM	105.1 FM
Seneca	WSNW-AM	1150 AM
Spartanburg	WORD-AM	950 AM
Sumter	WIBZ-FM	95.5 FM
Union	WBCU-AM	1460 AM
Walterboro	WALI-FM	93.7 FM
Nashville, TN	WGFX-FM	104.5 FM

Carolina Rankings

Category	Avg.	SEC	NCAA
Scoring Offense	27.33	8	t55
Rushing Offense	186.00	6	39
Passing Offense	199.0	9	77
Passing Efficiency	128.85	9	52
Total Offense	385.00	6	67
Scoring Defense	9.67	2	8
Rushing Defense	192.00	12	92
Passing Defense	114.67	2	6
Pass Efficiency Defense	72.78	2	2
Total Defense	306.67	6	29
Kickoff Returns	21.20	9	63
Punt Returns	6.50	9	81
Net Punting	32.58	10	91
Turnover Margin	-0.67	10	t80

**South Carolina
In the Red Zone**

	USC	OPP
Red Zone Opportunites	11	8
Red Zone Scores	11	5
Scoring Percentage	100	62.5
Points Scored in Red Zone	65	23
Avg. Points/Red Zone	5.9	2.9
Touchdowns Scored	8	2
Touchdowns Rushing	3	2
Touchdowns Passing	5	0
Field Goals Attempted	3	3
Field Goals Made	3	3
Fumbles	0	1
Interceptions	0	0
Downs	0	2
End of Half	0	0

UNDER COACH SPURRIER: Head coach Steve Spurrier is 18-10 in three seasons in Columbia. He matched Joe Morrison's mark for the most wins by a Carolina head coach in his first two seasons with 15. Morrison went 5-6 and 10-2 in 1983 and '84. Coach Spurrier is the first coach in school history to take his team to a bowl game in each of his first two seasons at the university. South Carolina has never gone to bowl games in three consecutive seasons.

BOWL TIE-INS: The SEC has arrangements to send eight teams to post-season bowls. They include: BCS, Capital One, AT&T, Cotton, Chick-fil-A, Outback, Auto-Zone Liberty, Gaylord Hotels Music City and PetroSun Independence.

SPURRIER SETBACKS: South Carolina head coach Steve Spurrier has lost 10 times during his two-year stint in Columbia, but those losses have been to some of the nation's elite teams. Six of the 10 losses were to teams ranked in the top 12 in the country at the time of the contest. In addition, seven of his 10 losses in the Garnet & Black have been by seven points or less.

PLAYING OT: The Gamecocks have played just one overtime game in its history, falling to Tennessee by a 23-20 margin in Knoxville on Sept. 27, 2003. Every other SEC team has played at least three overtime games since the rule was established in 1996.

CALL 'EM AS I SEE 'EM: Steve Spurrier is one of 14 Division I-A head coaches who calls his team's offensive plays. The others? Turner Gill (Buffalo), Bill Cubit (Western Michigan), Troy Calhoun (Air Force), Todd Dodge (North Texas), Jeff Tedford (California), Bob Toledo (Tulane), Art Briles (Houston), Bill Callahan (Nebraska), Ralph Friedgen (Maryland), Paul Johnson (Navy), June Jones (Hawaii), Charlie Weis (Notre Dame) and Hal Mumme (New Mexico State).

GAME CAPTAINS: The Gamecocks select captains for each game.

ULL: Captain Munneryn, Brandon Isaac and Justin Sorensen.

UGA: Cory Boyd, Eric Norwood, Marque Hall and Andy Boyd.

SCSU: Mike Davis, Darian Stewart, Casper Brinkley and William Brown.

UP NEXT: The Gamecocks return home for their annual Homecoming game when they host Mississippi State at Williams-Brice Stadium in Columbia. The Gamecocks and Bulldogs have split 12 games in the series evenly, 6-6. Both teams have won three of six games in their home park. The Gamecocks have won the last four meetings between the two schools, including a 15-0 shutout win in last year's season-opener. The Bulldogs last win was a 17-0 triumph in Starkville in 1999.

Gamecocks in the NFL

Player	Team
Ko Simpson	Buffalo
Jonathan Joseph	Cincinnati
Shaun Smith	Cleveland
Fred Bennett	Houston
Dunta Robinson	Houston
Terry Cousin	Jacksonville
Andre Goodman	Miami
James Adkisson	Oakland
Andrew Pinnock	San Diego
John Abraham	Atlanta
Darrell Shropshire	Atlanta
Travelle Wharton	Carolina
Rod Wilson	Chicago
Kalimba Edwards	Detroit
Langston Moore	Detroit
Sidney Rice	Minnesota
Troy Williamson	Minnesota
Jamar Nesbit	New Orleans
Anthony Wright	New York Giants
Sheldon Brown	Philadelphia
Lance Laury	Seattle

2007 Game-by-Game Starters

USC Offense

POS.	ULL	UGA	SCSU	LSU	MSU	KY	UNC	VANDY	TENN	ARK	FLA	CLEM
WR	McKinley	McKinley	McKinley									
WR	M. Brown	F. Brown	M. Brown									
TE	A. Boyd	A. Boyd	A. Boyd									
LT	Meredith	Meredith	Meredith									
LG	Anderson	Anderson	Thind									
C	W. Brown	W. Brown	W. Brown									
RG	Jeanpierre	Jeanpierre	Anderson									
RT	Sorenson	Sorensen	Sorensen									
QB	Smelley	Mitchell	Mitchell									
FB	Stafford	Stafford	J. Cook (TE)									
TB	C. Boyd	C. Boyd	C. Boyd									

USC Defense

POS.	ULL	UGA	SCSU	LSU	MSU	KY	UNC	VANDY	TENN	ARK	FLA	CLEM
DE	Norwood	Norwood	Norwood									
DT	Hall	Hall	Hall									
DT	Pepper	Ajiboye	Ajiboye									
DE	Robertson	Pepper	Pepper									
LB	C. Brinkley	C. Brinkley	C. Brinkley									
LB	J. Brinkley	J. Brinkley	J. Brinkley									
LB	Paulk	Paulk	Paulk									
CB	Munneryn	Munneryn	Munneryn									
ROV	Isaac	Isaac	E. Cook									
FS	Wodson	Stewart	Stewart									
CB	Thomas	Thomas	Isaac									

South Carolina Depth Chart

Offense

- WR** 11 Kenny McKinley (6-0, 177, Jr.**)
8 Larry Freeman (6-1, 216, Jr.-TR)
- WR** 82 Freddie Brown (6-2, 209, So.*)
9 Moe Brown (6-0, 179, So.*)
- LT** 77 Jamon Meredith (6-5, 293, Jr.**)
- LG** 70 Garrett Anderson (6-4, 303, So.*)
- C** 71 William Brown (6-4, 289, Sr.***)
63 Seaver Brown (6-5, 316, Fr.-RS)
- RG** 57 Lemuel Jeanpierre (6-3, 300, So.*)
- RT** 78 Justin Sorensen (6-7, 325, Jr.*)
66 Hutch Eckerson (6-6, 291, So.*)
- TE** 80 Andy Boyd (6-4, 267, Sr.***)
84 Jared Cook (6-5, 235, So.*)
- QB** 12 Blake Mitchell (6-3, 217, Sr.***)
6 Tommy Beecher (6-1, 220, So.)
-OR- 7 Chris Smelley (6-2, 216, Fr.-RS)
- FB** 39 Lanard Stafford (5-9, 244, Sr.**)
47 Patrick DiMarco (6-1, 219, Fr.)
-OR- 46 Bryan Kingrey (6-0, 230, Jr.*)
- TB** 3 Cory Boyd (6-1, 217, Sr.***)
25 Mike Davis (5-9, 215, Jr.**)

Defense

- DE** 40 Eric Norwood (6-0, 258, So.*)
43 Ryan Brown (6-0, 259, Sr.**)
- DT** 79 Marque Hall (6-3, 293, Jr.**)
99 Jonathan Williams (6-2, 287, Jr.-TR)
- DT** 91 Ladi Ajiboye (6-1, 291, Fr.)
98 Joel Reaves (6-1, 288, Sr.*)
- DE** 51 Casper Brinkley (6-2, 255, Sr.*)
42 Travian Robertson (6-4, 255, Fr.)
- SLB** 45 Rodney Paulk (6-0, 220, So.*)
53 Marvin Sapp (5-11, 228, Jr.**)
- MLB** 52 Jasper Brinkley (6-2, 262, Sr.*)
6 Melvin Ingram (6-2, 255, Fr.)
- WLB** 83 Cliff Matthews (6-4, 239, Fr.)
31 Gerrod Sinclair (6-0, 227, So.*)
- CB** 1 Captain Munneryn (5-9, 180, So.*)
23 Mike West (6-0, 214, Sr.**)
- FS** 32 Darian Stewart (5-11, 216, So.*)
36 Stoney Woodson (5-11, 194, Jr.**)
- SS** 21 Emanuel Cook (5-10, 211, So.*)
33 Chris Hampton (5-11, 194, Sr.***)
- CB** 5 Carlos Thomas (5-11, 192, Jr.**)
7 Addison Williams (5-8, 176, Fr.)

Special Teams

- PK** 14 Ryan Succop (6-2, 214, Jr.**)
87 Spencer Lanning (5-10, 177, Fr.-RS)
- P** 14 Ryan Succop (6-2, 214, Jr.**)
87 Spencer Lanning (5-10, 177, Fr.-RS)
- KR** 1 Captain Munneryn (5-9, 180, So.*)
17 Chris Culliver (6-0, 192, Fr.)
- PR** 1 Captain Munneryn (5-9, 180, So.*)
11 Kenny McKinley (6-0, 177, Jr.**)
- SN** 59 Charles Turner (6-4, 221, Fr.-RS)
6 Tommy Beecher (6-1, 220, So.)
- H** 6 Tommy Beecher (6-1, 220, So.)
83 Scott Spurrier (5-4, 162, So.)

Coaching Staff

- Steve Spurrier Head Coach
Ron Cooper Assistant Head Coach/Secondary
Tyrone Nix Defensive Coordinator/Inside Linebackers
Brad Lawing Defensive Line
Shane Beamer Outside Linebackers/Co-Special Teams
John Hunt Offensive Line
Robert Gillespie Running Backs
Steve Spurrier, Jr. Wide Receivers
Fred Chatham Tight Ends/Co-Special Teams
David Reaves Quarterbacks/Recruiting Coordinator

Pronunciation Guide

- Ladi Ajiboye LAH-dee AW-ji-boy
Pierre Andrews pee-AIR
Yvan Banag ee-VON ben-AG
John Guerry GEAR-ee
Paul Haile HAIL
Marque Hall mar-KEE
Lemuel Jeanpierre lem-YOOL john-pee-AIR
Jamon Meredith juh-MAHN
Captain Munneryn MUN-er-linn
Robert Pavlovic pav-LOW-vick
Joel Reaves joe-L
Vandalal Shackelford van-DARE-ull
Gerrod Sinclair jer-ROD
Lanard Stafford luh-NARD
Ryan Succop SUCK-up
Gurminder Thind gur-MIN-der Thin-d
Ranzino Valentine ran-ZEE-no

*-Indicates Letters Won

Offense

WR	11	Kenny McKinley (6-0, 177, Jr.**)	Top receiver has 17 catches for 182 yards with two touchdowns... has caught a pass in 24 straight games.
	8	Larry Freeman (6-1, 216, Jr.-TR)	Transfer who joined the team in January out of Pearl River CC in Mississippi... has one pass reception.
WR	82	Freddie Brown (6-2, 209, So.*)	With four receptions in three games, ranks second among the wide receivers in catches.
	9	Moe Brown (6-0, 179, So.*)	Gamecocks best deep threat... has caught three passes for 35 yards this season... has started two of three games.
LT	77	Jamon Meredith (6-5, 293, Jr.**)	Regarded as the squad's top offensive lineman... started all 13 games in 2006 and has made 20 career starts.
LG	70	Garrett Anderson (6-4, 303, So.*)	Started each of the first two games at left guard... started four games at left guard as a true freshman in 2006.
C	71	William Brown (6-4, 289, Sr.***)	Senior leader both on and off the field... is the SEC rep to the Division I National SAAC committee.
	63	Seaver Brown (6-5, 316, Fr-RS)	Redshirt freshman has seen limited playing time.
RG	57	Lemuel Jeanpierre (6-3, 300, So.*)	Made the transition to right guard from D-tackle during the final week of spring drills... started the first 2 games.
RT	78	Justin Sorensen (6-7, 325, Jr.*)	Has started each of the last nine games at right tackle dating back to '06... one of three Canadians on the roster.
	66	Hutch Eckerson (6-6, 291, So.*)	Played in 10 games making five starts as a true freshman at the right tackle position... may be redshirted.
TE	80	Andy Boyd (6-4, 267, Sr.***)	Sixth-year senior who is a pre-season 2nd team all-SEC pick... 4 of his 9 career receptions have been TDs.
	84	Jared Cook (6-5, 235, So.*)	Has played both tight end and wide receiver... has five catches this season after hauling in six in 2006.
QB	12	Blake Mitchell (6-3, 217, Sr.***)	13-6 in 19 career starts... threw 4 TD passes over Houston, earning 2006 Liberty Bowl MVP honors.
	6	Tommy Beecher (6-1, 220, So.)	Sophomore who owns the team's highest GPA... completed 11-of-15 passes in the season opener for 137 yards.
-OR-	7	Chris Smelley (6-2, 216, Fr.-RS)	Started the season-opener against ULL... sprained right shoulder and was not available for the last 2 contests.
FB	39	Lanard Stafford (5-9, 244, Sr.**)	Former walk-on who has made 11 career starts... has caught 4 passes, but has no career rushes to his credit.
	47	Patrick DiMarco (6-1, 219, Fr.)	True freshman who has impressed in fall camp... uncle is professional golfer Chris DiMarco.
-OR-	46	Bryan Kingrey (6-0, 230, Jr.)	Former walk-on who was rewarded with a scholarship prior to the start of the 2007 season.
TB	3	Cory Boyd (6-1, 217, Sr.***)	One of 4 players in USC history with 1000 yards rushing and 70 receptions... has 4 100-yard rushing games.
	25	Mike Davis (5-9, 215, Jr.**)	Owens three 100-yard rushing games... one of 37 players in school history to rush for 1,000 yards in a career.

Defense

DE	40	Eric Norwood (6-0, 258, So.*)	Tied for 2nd on the team with 17 tackles... first team Freshman All-America in 2006 after logging 7.0 sacks.
	43	Ryan Brown (6-0, 259, Sr.**)	Veteran who has made nine career starts... was moved briefly to fullback in the spring, but returned to the D-Line.
DT	79	Marque Hall (6-3, 293, Jr.**)	Returns to the lineup in 2007 after suffering a season-ending knee injury in Game 2 (vs. Georgia) last season.
	99	Jonathan Williams (6-2, 287, Jr.-TR)	Junior college transfer who joined the squad in January from Mississippi Delta CC... can also play defensive end.
DT	91	Ladi Ajiboye (6-1, 291, Fr.)	True freshman who joined the team in January from Hargrave Military... made his first start at Georgia.
	98	Joel Reaves (6-1, 288, Sr.*)	Senior who started eight games a season ago... played at Georgia Military with the Brinkley brothers.
DE	51	Casper Brinkley (6-2, 255, Sr.*)	Tied for 2nd on the team with 17 tackles... moving back to DE after playing OLB... has 8.0 career sacks.
	42	Travian Robertson (6-4, 255, Fr.)	True freshman who enrolled in January... only true freshman to start the season opener against ULL.
SLB	45	Rodney Paulk (6-0, 220, So.*)	Second team Freshman All-America in 2006... tied for fourth on the team with 15 tackles.
	53	Marvin Sapp (5-11, 228, Jr.**)	Second on the team with 51 tackles in 2006... has made four career starts.
MLB	52	Jasper Brinkley (6-2, 262, Sr.*)	Pre-season All-America candidate... leads the team with 18 tackles and 2 interceptions... had 107 stops in 2006.
	6	Melvin Ingram (6-2, 255, Fr.)	True freshman who has seen considerable action this season at LB and on special teams.
WLB	83	Cliff Matthews (6-4, 239, Fr.)	True freshman who was a standout football and basketball player at Cheraw (S.C.)... made four tackles vs. SCSU.
	31	Gerrod Sinclair (6-0, 227, So.*)	Solid backup who has made five tackles, all solo stops, this season.
CB	1	Captain Munnerlyn (5-9, 180, So.*)	Has run a 4.35 40-yard dash and owns a 34-inch vertical leap... has one pick this season and three in his career.
	23	Mike West (6-0, 214, Sr.**)	Senior who has played linebacker and wide receiver during his South Carolina career.
FS	32	Darian Stewart (5-11, 216, So.*)	Made his 1st start at Georgia... responded with a team-high 9 tackles, 2 more than he made in 12 games in '06.
	36	Stoney Woodson (5-11, 194, Jr.**)	Has played both safety and cornerback during his career... has made 11 career starts with three interceptions.
SS	21	Emanuel Cook (5-10, 211, So.*)	Returned to the field at Georgia just 2 weeks after an appendectomy... only true frosh to start the opener in '06.
	33	Chris Hampton (5-11, 194, Sr.***)	Made 11 starts in 2006 and has made 16 career starts... regarded as a very intelligent player.
CB	5	Carlos Thomas (5-11, 192, Jr.**)	Runs a 4.37 40-yard dash... has made 14 career starts with three interceptions... has also played WR at USC.
	7	Addison Williams (5-8, 176, Fr.)	True freshman from Atlanta's Westlake High School... saw his first game action in the win at Georgia.

Special Teams

PK	14	Ryan Succop (6-2, 214, Jr.**)	Lou Groza Award candidate who has connected on 4-of-5 FG's this season... owns a long of 55 yards.
	87	Spencer Lanning (5-10, 177, So.)	Walk-on placekicker who backs up Ryan Succop... hit a 53-yard field goal during a fall scrimmage.
P	14	Ryan Succop (6-2, 214, Jr.**)	Pre-season second team all-SEC choice as a punter after averaging 43.7 yards per punt in 2006.
	87	Spencer Lanning (5-10, 177, So.)	Walk-on punter who backs up Ryan Succop... has not seen any game action.

Carolina Roster

No.	Name	Pos.	Ht.	Wt.	Yr.-Exp	Hometown (High/Last School)	No.	Name	Pos.	Ht.	Wt.	Yr.-Exp	Hometown (High/Last School)
1	Captain Munnerlyn	CB	5-9	180	SO-1L	Mobile, Ala. (Murphy)	46	Cedric Snead	CB	5-7	160	FR-HS	Garner, N.C. (Garner)
3	Cory Boyd	TB	6-1	217	SR-3L	Orange, N.J. (Orange)	47	Patrick DiMarco	FB	6-1	219	FR-HS	Altamonte Springs, Fla. (Lake Brantley)
4	Jason Barnes	WR	6-4	196	FR-HS	Charlotte, N.C. (Independence)	48	Vandaryl Shackelford	LB	6-0	231	SO-1L	Riverdale, Ga. (Riverdale)
4	Alonzo Winfield	LB	6-0	204	FR-HS	Winston-Salem, N.C. (Carver)	49	Damien Wright	LB	6-0	219	SO-SQ	Sumter, S.C. (Crestwood)
5	Carlos Thomas	CB	5-11	192	JR-2L	College Park, Ga. (Banneker)	50	Chris Vaughn	DS	6-1	252	FR-HS	Columbia, S.C. (Irmo)
5	Stephen Garcia	QB	6-2	216	FR-HS	Tampa, Fla. (Jefferson)	51	Casper Brinkley	LB	6-2	255	SR-1L	Thomson, Ga. (Thomson/Georgia Military)
6	Tommy Beecher	QB	6-1	220	SO-SQ	Concord, N.C. (Concord)	52	Jasper Brinkley	LB	6-2	262	SR-1L	Thomson, Ga. (Thomson/Georgia Military)
6	Melvin Ingram	LB	6-2	255	FR-HS	Hamlet, N.C. (Richmond County)	53	Marvin Sapp	LB	5-11	228	JR-2L	Jacksonville, Fla. (Sandalwood)
7	Chris Smelley	QB	6-2	216	FR-RS	Tuscaloosa, Ala. (American Christian)	54	Hardee Sanders	OC	6-1	281	SO-SQ	Barnwell, S.C. (Barnwell)
7	Addison Williams	CB	5-8	176	FR-HS	Atlanta, Ga. (Westlake)	57	Lemuel Jeanpierre	OG	6-3	300	SO-1L	Orlando, Fla. (Timber Creek)
8	Larry Freeman	WR	6-1	216	JR-TR	Fort Meade, Fla. (Fort Meade/Pearl River CC)	58	John Guerry	LB	6-0	218	SO-SQ	Columbia, S.C. (Dreher)
9	Moe Brown	WR	6-0	179	SO-1L	Anderson, S.C. (Westside)	59	Charles Turner	DS	6-4	221	FR-RS	Roebuck, S.C. (Dorman)
10	Brian Maddox	TB	5-10	214	FR-HS	Anderson, S.C. (T.L. Hanna)	60	Jamarial Brown	DT	6-2	300	JR-TR	St. Stephen, S.C. (Timberland/St. Augustine's)
10	Jamire Williams	CB	5-10	175	FR-HS	Jacksonville, Fla. (First Coast)	61	Donte'e Nicholls	DT	6-1	318	FR-HS	Pompano Beach, Fla. (Blanche Ely)
11	Kenny McKinley	WR	6-0	177	JR-2L	Mableton, Ga. (South Cobb)	62	Pierre Andrews	OG	6-2	283	FR-RS	Charlotte, N.C. (Independence)
12	Blake Mitchell	QB	6-3	217	SR-3L	LaGrange, Ga. (LaGrange)	63	Seaver Brown	OG	6-5	316	FR-RS	Clearwater, Fla. (Countryside)
13	Mark Barnes	WR	6-2	189	FR-HS	Columbia, S.C. (Richland Northeast)	64	Kevin Young	OG	6-4	328	FR-RS	Clearwater, Fla. (Central Catholic)
14	Ryan Succop	P/PK	6-2	214	JR-2L	Hickory, N.C. (Hickory)	65	Ryan Broadhead	OC	6-5	272	FR-HS	Leesburg, Ga. (Lee County)
15	Matt Clements	WR	6-0	184	FR-HS	Naples, Fla. (Barron Collier)	66	Hutch Eckerson	OT	6-6	291	SO-1L	Lumberton, N.C. (Lumberton)
16	Michael McQueeney	QB	6-2	216	SO-TR	Mt. Pleasant, S.C. (Bishop England/ Western Carolina)	67	James Thompson	OG	6-3	316	SR-2L	Sumter, S.C. (Sumter)
17	Chris Culliver	WR	6-0	192	FR-HS	Garner, N.C. (Garner)	68	Kyle Nunn	OL	6-6	279	FR-HS	Sumter, S.C. (Sumter)
17	Zac Brindise	QB	6-0	215	FR-HS	Fort Myers, Fla. (South Fort Myers)	69	Joshua Gonzalez	DS	5-7	190	FR-HS	Columbia, S.C. (Spring Valley)
18	Dion Lecorn	WR	5-11	217	FR-HS	Ocala, Fla. (Trinity Catholic)	70	Garrett Anderson	OC	6-4	303	SO-1L	Irmo, S.C. (Dutch Fork)
19	Nick Prochak	TE	6-3	230	FR-RS	Spartanburg, S.C. (Spartanburg)	71	William Brown	OC	6-4	289	SR-3L	Boonville, N.C. (Starmount)
19	Raymond Newton	FB	5-10	220	SO-TR	Columbus, Ga. (Hardaway/Benedict)	72	Quintin Richardson	OT	6-4	276	FR-HS	Columbia, S.C. (Spring Valley)
20	Taylor Rank	RB	6-0	210	SO-1L	Vancouver, Wash. (Evergreen)	74	Heath Batchelor	OT	6-7	304	FR-RS	Haleyville, Ala. (Haleyville)
21	Emanuel Cook	SS	5-10	211	SO-1L	Riviera Beach, Fla. (Palm Beach Gardens)	75	Gurminder Thind	OG	6-4	287	JR-1L	Mississauga, Ontario (John Fraser)
22	Bobby Wallace	TB	5-7	197	JR-2L	Conway, S.C. (Conway)	76	Jeremy Burgess	OC	6-4	298	JR-SQ	Loris, S.C. (Loris)
23	Mike West	CB	6-0	214	SR-2L	Ocala, Fla. (North Marion/Butler Co.)	77	Jamon Meredith	OT	6-5	293	JR-2L	Simpsonville, S.C. (Hillcrest)
24	Cody Wells	LB	5-11	218	SR-3L	Bellevue, Fla. (Bellevue)	78	Justin Sorensen	OT	6-7	325	JR-1L	Vancouver Island, B.C. (Ballenas)
25	Mike Davis	TB	5-9	215	JR-2L	Columbia, S.C. (Columbia)	79	Marque Hall	DT	6-3	293	JR-2L	Wingate, N.C. (Forest Hills)
26	Brandon Isaac	FS	6-2	200	SR-1L	Blackville, S.C. (Blackville-Hilda/Georgia Military)	80	Andy Boyd	TE	6-4	267	SR-3L	Concord, N.C. (Concord)
27	Ty Erving	FS	5-11	198	SR-1L	Batesburg, S.C. (Batesburg-Leesville)	81	Terrence Campbell	DT	6-2	272	FR-RS	Austell, Ga. (South Cobb)
28	Chris Hail	CB	5-10	191	SO-1L	Lovejoy, Ga. (Lovejoy)	81	Paul Haile	WR	6-0	202	SO-SQ	Lexington, S.C. (Lexington)
29	Blake Baxley	DB	5-11	210	SO-TR	Columbia, S.C. (Lexington/Midlands Tech)	82	Freddie Brown	WR	6-2	209	SO-1L	Duncan, S.C. (Byrnes)
30	Yvan Banag	LB	5-10	227	JR-2L	Buford, Ga. (Buford)	83	Cliff Matthews	DE	6-4	239	FR-HS	Cheraw, S.C. (Cheraw)
30	Calvin Parks	TB	5-8	192	JR-SQ	Mauldin, S.C. (Mauldin/Mars Hill)	83	Scott Spurrier	WR	5-4	162	SO-SQ	Leesburg, Va. (Loudoun County)
31	Gerrod Sinclair	LB	6-0	227	SO-1L	Jacksonville, Fla. (Mandarin)	84	Jared Cook	WR	6-5	235	SO-1L	Suwanee, Ga. (North Gwinnett)
32	Darian Stewart	FS	5-11	216	SO-1L	Huntsville, Ala. (Lee)	85	Joe Hills	WR	6-4	200	FR-HS	Palmetto, Fla. (Palmetto)
32	Marcus Davis	LB	5-9	218	SR-SQ	Columbia, S.C. (Eau Claire)	86	Stephen Flint	WR	6-3	175	FR-HS	Mt. Pleasant, S.C. (Wando)
33	Chris Hampton	SS	5-11	194	SR-3L	Memphis, Tenn. (Melrose)	87	Alex McGrath	TE	6-1	210	JR-1L	Greer, S.C. (Riverside)
34	Douglas Peterson	SS	6-1	206	JR-SQ	Columbia, S.C. (Lexington)	87	Spencer Lanning	P/PK	5-11	177	FR-RS	Rock Hill, S.C. (York)
35	Greg Wright	SS	5-10	222	SR-1L	Cross, S.C. (Cross)	88	Weslye Saunders	TE	6-5	279	FR-HS	Durham, N.C. (Riverside)
35	Jim Hutton	FB	6-1	238	SO-SQ	Greeleyville, S.C. (Williamsburg Academy)	89	Leon Gamble	WR	5-11	179	JR-SQ	Georgetown, S.C. (Georgetown)
36	Stoney Woodson	DB	5-11	194	JR-2L	Tampa, Fla. (Middleton)	90	Foxy Foxworth	TE	6-3	245	FR-RS	Mt. Pleasant, S.C. (Wando)
39	Lanard Stafford	FB	5-9	244	SR-2L	Hemingway, S.C. (Carvers Bay)	91	Ladi Ajiboye	DT	6-1	291	FR-HS	Riverdale, Ga. (Banneker/Hargrave Military)
39	Ranzino Valentine	CB	5-8	174	SR-SQ	Greenville, S.C. (J.L. Mann/Charleston Southern)	92	Byron McKnight	DE	6-5	223	FR-HS	Laurinburg, N.C. (Scotland County)
40	Eric Norwood	DE	6-0	258	SO-1L	Acworth, Ga. (North Cobb)	92	Steven Huegel	P/PK	6-0	185	FR-HS	Export, Pa. (Pevin Trafford)
41	Jordin Lindsey	DE	6-3	262	SR-3L	Mobile, Ala. (Davidson)	93	Robert Pavlovic	TE	6-4	257	SR-2L	Mississauga, Ont. (St. Francis Xavier)
42	Travian Robertson	DE	6-4	255	FR-HS	Laurinburg, N.C. (Scotland County)	94	Thomas Hooper	PK	5-6	161	JR-SQ	Montgomery, Ala. (Trinity Presbyterian)
42	Mike Newton	FS	5-11	193	JR-SQ	Lexington, S.C. (Lexington/Newberry)	95	Nathan Pepper	DT	6-1	291	JR-2L	Greenville, S.C. (Greenville)
43	Ryan Brown	DE	6-0	259	SR-2L	Moncks Corner, S.C. (Berkeley)	96	Clifton Geathers	DE	6-7	276	FR-HS	Georgetown, S.C. (Carvers Bay/Hargrave Military)
44	Dustin Lindsey	LB	6-4	235	JR-2L	Mobile, Ala. (Davidson)	97	Kenrick Ellis	DT	6-5	337	FR-RS	West Palm Beach, Fla. (John I. Leonard)
44	Clark Gaston	FB	6-2	245	FR-RS	Cleveland, Tenn. (Ooltawah)	97	Nate Spurrier	P/PK	6-2	233	SO-SQ	Snellville, Ga. (Brookwood)
45	Rodney Paulk	LB	6-0	220	SO-1L	Columbia, S.C. (Richland Northeast)	98	Joel Reaves	DT	6-1	288	SR-1L	Marion, S.C. (Marion/Georgia Military)
46	Bryan Kingrey	FB	6-0	230	JR-1L	Raleigh, N.C. (Ravenscroft)	99	Jonathan Williams	DT	6-2	287	JR-TR	Augusta, Ga. (Glenn Hills/Mississippi Delta CC)

2007 Statistics

	USC	OPP
SCORING	82	29
Points Per Game	27.3	9.7
FIRST DOWNS	72	49
Rushing	37	30
Passing	30	15
Penalty	5	4
RUSHING YARDAGE	558	576
Yards gained rushing	626	643
Yards lost rushing	68	67
Rushing Attempts	112	125
Average Per Rush	5.0	4.6
Average Per Game	186.0	192.0
TDs Rushing	4	2
PASSING YARDAGE	597	344
Att-Comp-Int	89-58-5	85-41-4
Average Per Pass	6.7	4.0
Average Per Catch	10.3	8.4
Average Per Game	199.0	114.7
TDs Passing	5	0
TOTAL OFFENSE	1155	920
Total Plays	201	210
Average Per Play	5.7	4.4
Average Per Game	385.0	306.7
KICK RETURNS: #-YARDS	10-212	11-273
PUNT RETURNS: #-YARDS	6-39	7-92
INT RETURNS: #-YARDS	4-59	5-45
KICK RETURN AVERAGE	21.2	24.8
PUNT RETURN AVERAGE	6.5	13.1
INT RETURN AVERAGE	14.8	9.0
FUMBLES-LOST	7-2	2-1
PENALTIES-YARDS	16-131	28-205
Average Per Game	43.7	68.3
PUNTS-YARDS	12-503	19-716
Average Per Punt	41.9	37.7
Net punt average	32.6	33.5
TIME OF POSSESSION/GAME	29:42	30:18
3RD-DOWN CONVERSIONS	12/35	12/47
3rd-Down Pct	34%	26%
4TH-DOWN CONVERSIONS	3/5	2/6
4th-Down Pct	60%	33%
SACKS BY-YARDS	5-36	6-34
MISC YARDS	0	0
TOUCHDOWNS SCORED	10	2
FIELD GOALS-ATTEMPTS	4-5	5-6
ON-SIDE KICKS	0-0	0-0
RED-ZONE SCORES	11-11 100%	5-8 63%
RED-ZONE TOUCHDOWNS	8-11 73%	2-8 25%
PAT-ATTEMPTS	10-10 100%	2-2 100%
ATTENDANCE	151329	92746
Games/Avg Per Game	2/75664	1/92746
Neutral Site Games		0/0

SCORE BY QUARTERS	1st	2nd	3rd	4th	Total
South Carolina	38	10	17	17	82
Opponents	10	10	3	6	29

RUSHING	G	Att	Gain	Loss	Net	Avg	TD	Long	Avg/G
Cory Boyd	3	39	259	4	255	6.5	4	29	85.0
Mike Davis	3	40	256	4	252	6.3	0	18	84.0
Chris Culliver	2	3	32	0	32	10.7	0	14	16.0
Brian Maddox	3	6	20	6	14	2.3	0	7	4.7
Chris Smelley	2	3	19	5	14	4.7	0	17	7.0
Tommy Beecher	3	7	19	9	10	1.4	0	11	3.3
Taylor Rank	3	2	5	0	5	2.5	0	5	1.7
Moe Brown	3	1	3	0	3	3.0	0	3	1.0
TEAM	2	1	0	2	-2	-2.0	0	0	-1.0
Kenny McKinley	3	1	0	4	-4	-4.0	0	0	-1.3
Blake Mitchell	2	9	13	34	-21	-2.3	0	6	-10.5
Total.....	3	112	626	68	558	5.0	4	29	186.0
Opponents.....	3	125	643	67	576	4.6	2	50	192.0

PASSING	G	Effic	Cmp-Att-Int	Pct	Yds	TD	Lng	Avg/G
Blake Mitchell	2	124.74	34-52-3	65.4	321	3	34	160.5
Tommy Beecher	3	136.36	14-22-1	63.6	175	1	20	58.3
Chris Smelley	2	141.31	10-14-1	71.4	101	1	33	50.5
TEAM	2	0.00	0-1-0	0.0	0	0	0	0.0
Total.....	3	128.82	58-89-5	65.2	597	5	34	199.0
Opponents.....	3	72.82	41-85-4	48.2	344	0	25	114.7

RECEIVING	G	No.	Yds	Avg	TD	Long	Avg/G
Kenny McKinley	3	17	182	10.7	2	31	60.7
Mike Davis	3	9	57	6.3	1	16	19.0
Cory Boyd	3	9	53	5.9	0	14	17.7
Jared Cook	3	5	82	16.4	0	25	27.3
Andy Boyd	3	5	55	11.0	1	33	18.3
Freddie Brown	3	4	41	10.2	0	17	13.7
Moe Brown	3	3	35	11.7	0	17	11.7
Mark Barnes	1	2	12	6.0	1	6	12.0
Jason Barnes	3	1	34	34.0	0	34	11.3
Weslye Saunders	2	1	20	20.0	0	20	10.0
Larry Freeman	3	1	19	19.0	0	19	6.3
Patrick DiMarco	3	1	7	7.0	0	7	2.3
Total.....	3	58	597	10.3	5	34	199.0
Opponents.....	3	41	344	8.4	0	25	114.7

INTERCEPTIONS	No.	Yds	Avg	TD	Long
Jasper Brinkley	2	40	20.0	0	30
Nathan Pepper	1	19	19.0	1	19
Captain Munnerlyn	1	0	0.0	0	0
Total.....	4	59	14.8	1	30
Opponents.....	5	45	9.0	0	41

2007 Statistics

FUMBLE RETURNS	No.	Yds	Avg	TD	Long
Total.....	0	0	0.0	0	0
Opponents.....	1	0	0.0	0	0

KICK RETURNS	No.	Yds	Avg	TD	Long
Captain Munnerlyn	8	180	22.5	0	33
Melvin Ingram	1	16	16.0	0	16
Chris Culliver	1	16	16.0	0	16
Total.....	10	212	21.2	0	33
Opponents.....	11	273	24.8	0	44

PUNT RETURNS	No.	Yds	Avg	TD	Long
Captain Munnerlyn	5	28	5.6	0	9
Kenny McKinley	1	11	11.0	0	9
Total.....	6	39	6.5	0	9
Opponents.....	7	92	13.1	0	32

KICKOFFS	No.	Yds	Avg	TB	OB	Retn	Net	YdLn
Ryan Succop	17	1158	68.1	6	0			
Total.....	17	1158	68.1	6	0	273	45.0	25
Opponents.....	10	618	61.8	0	0	212	40.6	29

PUNTING	No.	Yds	Avg	Long	TB	FC	I20	Blkd
Ryan Succop	12	503	41.9	57	1	3	3	0
Total.....	12	503	41.9	57	1	3	3	0
Opponents.....	19	716	37.7	54	2	2	4	0

[----- PATS -----]

SCORING	TD	FGs	Kick	Rush	Rcv	Pass	DXP	Saf	Pts
Cory Boyd	4	0-0	0-0	0-0	0	0-0	0	0	24
Ryan Succop	0	4-5	9-9	0-0	0	0-0	0	0	21
Kenny McKinley	2	0-0	0-0	0-0	0	0-0	0	0	12
Andy Boyd	1	0-0	0-0	0-0	0	0-0	0	0	6
Mike Davis	1	0-0	0-0	0-0	0	0-0	0	0	6
Nathan Pepper	1	0-0	0-0	0-0	0	0-0	0	0	6
Mark Barnes	1	0-0	0-0	0-0	0	0-0	0	0	6
Spencer Lanning	0	0-0	1-1	0-0	0	0-0	0	0	1
Total.....	10	4-5	10-10	0-0	0	0-0	0	0	82
Opponents.....	2	5-6	2-2	0-0	0	0-0	0	0	29

FIELD GOALS	M-A	Pct	01-19	20-29	30-39	40-49	50+	Lg	Blk
Ryan Succop	4-5	80.0	0-0	0-0	2-2	2-3	0-0	41	0

FG SEQUENCE	USC	OPPONENTS
Louisiana-Lafayette	47	-
Georgia	(41),(35),(34)	48,(33),(44),(39),(34)
South Carolina State	(40)	(37)

Numbers in (parentheses) indicate field goal was made.

TOTAL OFFENSE	G	Plays	Rush	Pass	Total	Avg/G
Blake Mitchell	2	61	-21	321	300	150.0
Cory Boyd	3	39	255	0	255	85.0
Mike Davis	3	40	252	0	252	84.0
Tommy Beecher	3	29	10	175	185	61.7
Chris Smelley	2	17	14	101	115	57.5
Chris Culliver	2	3	32	0	32	16.0
Brian Maddox	3	6	14	0	14	4.7
Taylor Rank	3	2	5	0	5	1.7
Moe Brown	3	1	3	0	3	1.0
TEAM	2	2	-2	0	-2	-1.0
Kenny McKinley	3	1	-4	0	-4	-1.3
Total.....	3	201	558	597	1155	385.0
Opponents.....	3	210	576	344	920	306.7

ALL PURPOSE	G	Rush	Rec	PR	KOR	IR	Tot	Avg/G
Mike Davis	3	252	57	0	0	0	309	103.0
Cory Boyd	3	255	53	0	0	0	308	102.7
Captain Munnerlyn	3	0	0	28	180	0	208	69.3
Kenny McKinley	3	-4	182	11	0	0	189	63.0
Jared Cook	3	0	82	0	0	0	82	27.3
Andy Boyd	3	0	55	0	0	0	55	18.3
Chris Culliver	2	32	0	0	16	0	48	24.0
Freddie Brown	3	0	41	0	0	0	41	13.7
Jasper Brinkley	3	0	0	0	0	40	40	13.3
Moe Brown	3	3	35	0	0	0	38	12.7
Jason Barnes	3	0	34	0	0	0	34	11.3
Weslye Saunders	2	0	20	0	0	0	20	10.0
Nathan Pepper	3	0	0	0	0	19	19	6.3
Larry Freeman	3	0	19	0	0	0	19	6.3
Melvin Ingram	3	0	0	0	16	0	16	5.3
Brian Maddox	3	14	0	0	0	0	14	4.7
Chris Smelley	2	14	0	0	0	0	14	7.0
Mark Barnes	1	0	12	0	0	0	12	12.0
Tommy Beecher	3	10	0	0	0	0	10	3.3
Patrick DiMarco	3	0	7	0	0	0	7	2.3
Taylor Rank	3	5	0	0	0	0	5	1.7
TEAM	2	-2	0	0	0	0	-2	-1.0
Blake Mitchell	2	-21	0	0	0	0	-21	-10.5
Total.....	3	558	597	39	212	59	1465	488.3
Opponents.....	3	576	344	92	273	45	1330	443.3

Defensive Statistics

No.	DEFENSIVE LEADERS	GP	Tackles			TFL/Yds	I-Sacks-I No-Yards	Pass Def		QBH	Fumbles		Blkd Kick	Saf
			Solo	Ast	Total			Int-Yds	BrUp		Rcv-Yds	FF		
52	Jasper Brinkley	3	15	3	18	1.0-4	.	2-40	1	
40	Eric Norwood	3	10	7	17	4.0-29	1.0-13	.	1	
51	Casper Brinkley	3	13	4	17	2.0-6	1.0-4	
45	Rodney Paulk	3	10	5	15	1.0-10	1.0-10	
32	Darian Stewart	3	15	.	15	1.0-6	.	.	3	1-0	.	.	.	
26	Brandon Isaac	3	7	3	10	2.0-7	.	.	3	
1	Captain Munnerlyn	3	9	1	10	.	.	1-0	3	.	1	.	.	
21	Emanuel Cook	2	8	2	10	.	.	.	1	
53	Marvin Sapp	3	9	.	9	
91	Ladi Ajiobye	3	7	2	9	1.0-6	1.0-6	
33	Chris Hampton	3	5	2	7	.	.	.	1	
79	Marque Hall	3	6	1	7	1.0-3	1.0-3	.	.	1	.	.	.	
83	Cliff Matthews	3	5	2	7	1.0-7	.	.	.	1	.	.	.	
36	Stoney Woodson	3	4	2	6	.	.	.	1	
31	Gerrod Sinclair	3	5	.	5	
95	Nathan Pepper	3	2	3	5	.	.	1-19	
42	Travian Robertson	3	2	2	4	.	.	.	1	
5	Carlos Thomas	3	4	.	4	.	.	.	1	
23	Mike West	3	3	.	3	
99	Jonathan Williams	3	2	1	3	
98	Joel Reaves	3	.	2	2	
48	Vandalal Shackelford	3	1	1	2	
43	Ryan Brown	3	2	.	2	
96	Cliff Geathers	3	2	.	2	
97	Kenrick Ellis	2	2	.	2	1.0-3	
14	Ryan Succop	3	2	.	2	
44	Dustin Lindsey	1	.	1	1	
7	Addison Williams	2	1	.	1	
20	Taylor Rank	3	1	.	1	
6	Tommy Beecher	3	1	.	1	
27	Ty Erving	3	1	.	1	
30	Yvan Banag	1	1	.	1	
3	Cory Boyd	3	1	.	1	
25	Mike Davis	3	1	.	1	
Total.....		3	157	44	201	15-81	5-36	4-59	16	3	1-0	1	.	
Opponents.....		3	144	46	190	16.0-63	6-34	5-45	7	20	2-0	4	.	

Game-by-Game Tackles

Player	UA-A	TOT	ULL	UGA	SCSU	LSU	MSU	KY	UNC	VANDY	TENN	ARK	FLA	CLEM
Jasper Brinkley	15-3	18	7-1	5-1	3-1
Casper Brinkley	13-4	17	5-2	5-1	3-1
Eric Norwood	10-7	17	4-2	3-3	3-2
Darian Stewart	15-0	15	2-0	9-0	4-0
Rodney Paulk	10-5	15	4-1	5-2	1-2
Brandon Isaac	7-3	10	5-1	2-2	-
Emanuel Cook	8-2	10	DNP	1-2	7-0
Captain Munnerlyn	9-1	10	4-0	2-0	3-1
Ladi Ajiobye	7-2	9	3-0	3-0	1-2
Marvin Sapp	9-0	9	1-0	2-0	6-0
Chris Hampton	5-2	7	2-1	2-1	1-0
Marque Hall	6-1	7	4-0	1-0	1-1
Cliff Matthews	5-2	7	1-1	0-1	4-0
Stoney Woodson	4-2	6	0-1	2-1	2-0
Gerrod Sinclair	5-0	5	1-0	-	4-0
Nathan Pepper	2-3	5	1-2	0-1	1-0
Travian Robertson	2-2	4	2-1	-	0-1
Carlos Thomas	4-0	4	-	2-0	2-0
Mike West	3-0	3	-	-	3-0
Jonathan Williams	2-1	3	-	0-1	2-0
Joel Reaves	0-2	2	-	0-1	0-1
Ryan Succop	2-0	2	1-0	1-0	-
Ryan Brown	2-0	2	1-0	-	1-0
Kenrick Ellis	2-0	2	-	DNP	2-0
Cliff Geathers	2-0	2	-	-	2-0
Vandalal Shackelford	1-1	2	1-1	-	-
Tommy Beecher	1-0	1	-	-	1-0
Cory Boyd	1-0	1	-	-	1-0
Taylor Rank	1-0	1	-	1-0	-
Addison Williams	1-0	1	DNP	-	1-0
Dustin Lindsey	0-1	1	DNP	0-1	DNP
Ty Erving	1-0	1	1-0	-	-
Yvan Banag	1-0	1	1-0	DNP	DNP
Mike Davis	1-0	1	-	-	1-0

**Individual Rushing
(Att-Yds-Td-Long)**

Opponent	Beecher	C. Boyd	M. Brown	Culliver	M. Davis	Maddox	McKinley	Mitchell	Rank	Smelley
La.-Lafayette	4-17-0-11	14-47-2-12	-	1-11-0-11	15-94-0-18	4-12-0-7	-	DNP	-	3-14-0-17
Georgia	-	14-76-1-12	-	2-21-0-14	9-56-0-15	1-(-4)-0-0	1-(-4)-0-0	6-(-3)-0-6	-	DNP
S.C. State	3-(-7)-0-1	11-132-1-29	1-3-0-3	DNP	16-102-0-15	1-6-0-6	-	3-(-18)-0-0	2-5-0-5	DNP
LSU										
Mississippi State										
Kentucky										
North Carolina										
Vanderbilt										
Tennessee										
Arkansas										
Florida										
Clemson										

**Individual Passing
(Att-Cmp-Int-Yds-Td-Long)**

Opponent	Beecher	Mitchell	Smelley
Louisiana-Lafayette	15-11-0-137-1-20	DNP	14-10-1-101-1-33
Georgia	-	20-31-0-174-0-31	DNP
South Carolina State	7-3-1-38-0-19	21-14-3-147-3-34	DNP
LSU			
Mississippi State			
Kentucky			
North Carolina			
Vanderbilt			
Tennessee			
Arkansas			
Florida			
Clemson			

**Individual Receiving
(Att-Yds-Td-Long)**

Opponent	A. Boyd	J. Barnes	M. Barnes	C. Boyd	F. Brown	M. Brown	J. Cook	M. Davis
La.-Lafayette	3-48-1-33	-	DNP	4-33-0-14	2-18-0-17	1-17-0-17	2-34-0-19	2-24-0-16
Georgia	1-5-0-5	-	DNP	3-10-0-6	1-7-0-7	1-5-0-5	2-23-0-14	5-22-0-7
S.C. State	1-2-0-2	1-34-0-34	2-12-1-6	2-10-0-7	1-16-0-16	1-13-0-13	1-25-0-25	2-11-1-9
LSU								
Mississippi State								
Kentucky								
North Carolina								
Vanderbilt								
Tennessee								
Arkansas								
Florida								
Clemson								

Opponent	DiMarco	Freeman	McKinley	Saunders
La.-Lafayette	-	-	6-44-1-19	1-20-0-20
Georgia	-	-	7-102-0-31	-
S.C. State	1-7-0-7	1-19-0-19	4-36-1-12	-
LSU				
Mississippi State				
Kentucky				
North Carolina				
Vanderbilt				
Tennessee				
Arkansas				
Florida				
Clemson				

Game-by-Game Leaders

Opponent	Rushing	Passing	Receiving (No.)	Receiving (Yds.)	Tackles
La.-Lafayette	M. Davis 15-94-0	Beecher 15-11-0-137-1	McKinley 6-44-1	A. Boyd 3-48-1	J. Brinkley 7-1-8
Georgia	C. Boyd 14-76-1	Mitchell 20-31-0-174-0	McKinley 7-102-0	McKinley 7-102-0	Stewart 9-0-9
S.C. State	C. Boyd 11-132-1	Mitchell 21-14-3-147-3	McKinley 4-36-1-12	McKinley 3-36-0	E. Cook 7-0-7
LSU					
Mississippi State					
Kentucky					
North Carolina					
Vanderbilt					
Tennessee					
Arkansas					
Florida					
Clemson					

2007 Carolina Team Game Highs

Rushes	41	vs Louisiana-Lafayette (Sep 01, 2007)
Yards Rushing	223	vs South Carolina State (Sep 15, 2007)
Yards Per Rush	6.0	vs South Carolina State (Sep 15, 2007)
TD Rushes	2	vs Louisiana-Lafayette (Sep 01, 2007)
Pass attempts	31	at Georgia (Sep 08, 2007)
Pass completions	21	vs Louisiana-Lafayette (Sep 01, 2007)
Yards Passing	238	vs Louisiana-Lafayette (Sep 01, 2007)
Yards Per Pass	8.2	vs Louisiana-Lafayette (Sep 01, 2007)
TD Passes	3	vs South Carolina State (Sep 15, 2007)
Total Plays	70	vs Louisiana-Lafayette (Sep 01, 2007)
Total Offense	433	vs Louisiana-Lafayette (Sep 01, 2007)
Yards Per Play	6.2	vs Louisiana-Lafayette (Sep 01, 2007)
Points	38	vs South Carolina State (Sep 15, 2007)
Sacks By	3	at Georgia (Sep 08, 2007)
First Downs	27	vs Louisiana-Lafayette (Sep 01, 2007)
Penalties	6	at Georgia (Sep 08, 2007)
Penalty Yards	61	at Georgia (Sep 08, 2007)
Turnovers	6	vs South Carolina State (Sep 15, 2007)
Interceptions By	3	vs South Carolina State (Sep 15, 2007)

2007 Carolina Individual Game Highs

Rushes	16	Mike Davis vs South Carolina State (Sep 15, 2007)
Yards Rushing	132	Cory Boyd vs South Carolina State (Sep 15, 2007)
TD Rushes	2	Cory Boyd vs Louisiana-Lafayette (Sep 01, 2007)
Long Rush	29	Cory Boyd vs South Carolina State (Sep 15, 2007)
Pass attempts	31	Blake Mitchell at Georgia (Sep 08, 2007)
Pass completions	20	Blake Mitchell at Georgia (Sep 08, 2007)
Yards Passing	174	Blake Mitchell at Georgia (Sep 08, 2007)
TD Passes	3	Blake Mitchell vs South Carolina St. (Sep 15, 2007)
Long Pass	34	Blake Mitchell vs South Carolina St. (Sep 15, 2007)
Receptions	7	Kenny McKinley at Georgia (Sep 08, 2007)
Yards Receiving	102	Kenny McKinley at Georgia (Sep 08, 2007)
TD Receptions	1	Andy Boyd vs Louisiana-Lafayette (Sep 01, 2007) Kenny McKinley vs La.-Lafayette (Sep 01, 2007) Mike Davis vs South Carolina State (Sep 15, 2007) Mark Barnes vs South Carolina State (Sep 15, 2007) Kenny McKinley vs S. Carolina St. (Sep 15, 2007)
Long Reception	34	Jason Barnes vs South Carolina St. (Sep 15, 2007)
Field Goals	3	Ryan Succop at Georgia (Sep 08, 2007)
Long Field Goal	41	Ryan Succop at Georgia (Sep 08, 2007)
Punts	7	Ryan Succop at Georgia (Sep 08, 2007)
Punting Avg	45.0	Ryan Succop vs Louisiana-Lafayette (Sep 01, 2007)
Long Punt	57	Ryan Succop vs Louisiana-Lafayette (Sep 01, 2007)
Long Punt Return	9	C. Munnerlyn at Georgia (Sep 08, 2007) C. Munnerlyn vs South Carolina St. (Sep 15, 2007) Kenny McKinley vs S. Carolina St. (Sep 15, 2007)
Long Kickoff Return	33	C. Munnerlyn at Georgia (Sep 08, 2007)
Tackles	9	Darian Stewart at Georgia (Sep 08, 2007)
Sacks	1.0	Marque Hall vs Louisiana-Lafayette (Sep 01, 2007) Eric Norwood at Georgia (Sep 08, 2007) Rodney Paulk at Georgia (Sep 08, 2007) Casper Brinkley at Georgia (Sep 08, 2007) Ladi Ajiobye vs South Carolina State (Sep 15, 2007)
Tackles For Loss	2.0	Eric Norwood at Georgia (Sep 08, 2007)
Interceptions	1	Jasper Brinkley at Georgia (Sep 08, 2007) Jasper Brinkley vs South Carolina St. (Sep 15, 2007) C. Munnerlyn vs South Carolina St. (Sep 15, 2007) Nathan Pepper vs South Carolina St. (Sep 15, 2007)

2007 Opponent Team Game Highs

Rushes	47	vs Louisiana-Lafayette (Sep 01, 2007) vs South Carolina State (Sep 15, 2007)
Yards Rushing	252	vs Louisiana-Lafayette (Sep 01, 2007)
Yards Per Rush	5.4	vs Louisiana-Lafayette (Sep 01, 2007)
TD Rushes	2	vs Louisiana-Lafayette (Sep 01, 2007)
Pass attempts	45	at Georgia (Sep 08, 2007)
Pass completions	19	at Georgia (Sep 08, 2007)
Yards Passing	213	at Georgia (Sep 08, 2007)
Yards Per Pass	4.7	at Georgia (Sep 08, 2007)
TD Passes	0	
Total Plays	76	at Georgia (Sep 08, 2007)
Total Offense	341	at Georgia (Sep 08, 2007)
Yards Per Play	4.8	vs Louisiana-Lafayette (Sep 01, 2007)
Points	14	vs Louisiana-Lafayette (Sep 01, 2007)
Sacks By	2	vs Louisiana-Lafayette (Sep 01, 2007) at Georgia (Sep 08, 2007) vs South Carolina State (Sep 15, 2007)
First Downs	20	at Georgia (Sep 08, 2007)
Penalties	14	vs South Carolina State (Sep 15, 2007)
Penalty Yards	98	vs South Carolina State (Sep 15, 2007)
Turnovers	4	vs South Carolina State (Sep 15, 2007)
Interceptions By	4	vs South Carolina State (Sep 15, 2007)

2007 Opp. Individual Game Highs

Rushes	21	Desormeaux, vs Louisiana-Lafayette (Sep 01, 2007)
Yards Rushing	116	Desormeaux, vs Louisiana-Lafayette (Sep 01, 2007)
TD Rushes	1	Roberson, vs Louisiana-Lafayette (Sep 01, 2007) Desormeaux, vs Louisiana-Lafayette (Sep 01, 2007)
Long Rush	50	Moreno, at Georgia (Sep 08, 2007)
Pass attempts	44	Stafford, at Georgia (Sep 08, 2007)
Pass completions	19	Stafford, at Georgia (Sep 08, 2007)
Yards Passing	213	Stafford, at Georgia (Sep 08, 2007)
TD Passes	0	
Long Pass	25	Stafford, at Georgia (Sep 08, 2007)
Receptions	4	Nevels, vs Louisiana-Lafayette (Sep 01, 2007) Bailey, at Georgia (Sep 08, 2007)
Yards Receiving	44	Bailey, at Georgia (Sep 08, 2007) Chandler, at Georgia (Sep 08, 2007)
TD Receptions	0	
Long Reception	25	Massaquoi, at Georgia (Sep 08, 2007)
Field Goals	4	Coutu, at Georgia (Sep 08, 2007)
Long Field Goal	44	Coutu, at Georgia (Sep 08, 2007)
Punts	8	Haire, vs South Carolina State (Sep 15, 2007)
Punting Avg	43.0	Mimbs, at Georgia (Sep 08, 2007)
Long Punt	54	Haire, vs South Carolina State (Sep 15, 2007)
Long Punt Return	32	Henderson, at Georgia (Sep 08, 2007)
Long Kickoff Return	44	DuBose, vs South Carolina State (Sep 15, 2007)
Tackles	7	Ellerbe, at Georgia (Sep 08, 2007)
Sacks	1.0	Hardeway, vs Louisiana-Lafayette (Sep 01, 2007) Lanaux, vs Louisiana-Lafayette (Sep 01, 2007) Weston, at Georgia (Sep 08, 2007) Potts, vs South Carolina State (Sep 15, 2007)
Tackles For Loss	2.5	Weston, at Georgia (Sep 08, 2007)
Interceptions	1	Jones, vs Louisiana-Lafayette (Sep 01, 2007) Allen, vs South Carolina State (Sep 15, 2007) Hamlin, vs South Carolina State (Sep 15, 2007) Adams, vs South Carolina State (Sep 15, 2007) Brinson, vs South Carolina State (Sep 15, 2007)

The Last Time It Happened...

The Last Time South Carolina...

SHUT OUT AN OPPONENT:
at Mississippi State, 15-0 (8/31/06)

WAS SHUT OUT:
vs. Georgia (9/9/06)

SCORED BETWEEN 50-59 POINTS:
52 vs. Middle Tennessee (11/18/06)

ALLOWED BETWEEN 50-59 POINTS:
54, vs. Florida (11/10/01)

SCORED BETWEEN 60-69 POINTS:
65 vs. Mississippi State (10/14/95)

ALLOWED BETWEEN 60-69 POINTS:
63, vs. Clemson (11/22/03)

SCORED MORE THAN 70 POINTS:
77 vs. Kent State (10/7/95)

ALLOWED MORE THAN 70 POINTS:
Never

SCORED ON A SAFETY:
vs. Tennessee (10/30/04)

ALLOWED A SAFETY:
vs. Arkansas (11/4/06)

RETURNED A KICKOFF FOR A TD:
Matthew Thomas, 95 yards vs. Virginia (9/7/02)

ALLOWED A KICKOFF RETURN FOR A TD:
Leodis McKelvin, Troy, 100 yards (9/24/05)

RETURNED A PUNT FOR A TD:
Chavez Donnings, 73 yards vs. Florida (11/15/03)

ALLOWED A PUNT RETURN FOR A TD:
Lito Sheppard, Florida, 57 yards (11/11/00)

RETURNED AN INTERCEPTION FOR A TD:
Nathan Pepper, 19 yards vs. South Carolina State (9/15/07)

ALLOWED AN INTERCEPTION FOR A TD:
Jock McKissic, 82 yards at Clemson (11/25/06)

RETURNED A FUMBLE FOR A TD:
Ko Simpson, 19 yards vs. Kentucky (10/8/05)

ALLOWED A FUMBLE RETURN FOR A TD:
Jason LeDoux, LSU, 15 yards (10/18/03)

HAD A PLAYER WITH 300 YARDS PASSING:
323, Blake Mitchell vs. Houston (12/29/06)

HAD A PLAYER WITH 350 YARDS PASSING:
388, Blake Mitchell vs. Middle Tennessee (11/18/06)

HAD A PLAYER WITH 400 YARDS PASSING:
405, Steve Taneyhill vs. Georgia (9/2/95)

HAD A PLAYER WITH 450 YARDS PASSING:
473, Steve Taneyhill vs. Mississippi State (10/14/95)

HAD A PLAYER COMPLETE 30+ PASSES:
30, Dondrial Pinkins vs. Tennessee (10/30/04)

HAD A PLAYER ATTEMPT 40+ PASSES:
42, Dondrial Pinkins vs. Tennessee (10/30/04)

HAD A PLAYER RUSH FOR 150+ YDS:
Demetris Summers, 158 vs. Tennessee (9/27/03)

HAD A PLAYER RUSH FOR 200+ YDS:
Derek Watson, 215 vs. Eastern Michigan (9/16/00)

HAD A PLAYER RUSH FOR 250+ YDS:
Brandon Bennett, 278, vs. East Tennessee State (10/5/91)

HAD TWO PLAYERS RUSH FOR MORE THAN 100 YARDS:
Cory Boyd (132) and Mike Davis (102) vs. South Carolina State (9/15/07)

HAD A PLAYER WITH 150+ YARDS RECEIVING:
Sidney Rice, 161 vs. Florida Atlantic (9/23/06)

HAD A PLAYER WITH 200+ YARDS RECEIVING:
Troy Williamson, 210 vs. USF (9/18/04)

HAD TWO PLAYERS WITH 100 YARDS RECEIVING:
Sidney Rice (139) and Kenny McKinley (112) vs. Houston (12/29/06)

HAD A PLAYER WITH 500+ YARDS TOTAL OFFENSE:
512, Steve Taneyhill vs. Mississippi State (10/14/95)

HAD A PLAYER SCORE 4 TDs:
5, Sidney Rice vs. Florida Atlantic (9/23/06)

HAD A PLAYER PASS FOR 4 TDs:
4, Blake Mitchell, vs. Middle Tennessee (11/18/06)

HAD A PLAYER PASS FOR 5 TDs:
5, Syvelle Newton vs. FAU (9/23/06)

HAD A PLAYER RUSH FOR 3 TDs:
3, Cory Boyd vs. Wofford (9/16/06)

HAD A PLAYER CATCH 3 TD PASSES:
5, Sidney Rice vs. Florida Atlantic (9/23/06)

HAD A PLAYER KICK 4 FIELD GOALS:
4, Steve Florio vs. East Carolina (9/20/97)

HAD A PLAYER KICK 5 FIELD GOALS:
5, Collin Mackie vs. West Virginia (11/22/90)

HAD A PLAYER WITH 2 INTERCEPTIONS:
2, Fred Bennett vs. Alabama (10/2/04)

HAD A PLAYER WITH 3 INTERCEPTIONS:
3, Patrick Hinton vs. NC State (10/29/88)

BLOCKED A FIELD GOAL ATTEMPT:
Orus Lambert vs. Clemson (11/19/05)

BLOCKED A FIELD GOAL FOR A TD:
Rashad Faison, vs. Boise State, 82 yards, (9/1/01)

BLOCKED A PUNT:
Derek Watson vs. Florida, (11/11/00)

BLOCKED A PUNT FOR A TD:
Derek Watson vs. Florida, 2 yards, (11/11/00)

HAD A PUNT BLOCKED:
vs. Arkansas (11/4/06)

HAD A FIELD GOAL BLOCKED:
at Florida (11/11/06)

MADE A 2-PT CONVERSION:
Dondrial Pinkins run vs. UAB (9/20/03)

ALLOWED BLOCKED PAT RETURNED FOR CONVERSION:
Demetrice Webb, Florida (11/12/05)

SOUTH CAROLINA OFFENSE HAD...

LESS THAN 50 YARDS RUSHING:
35, vs. Georgia (9/9/06)

200+ YARDS RUSHING:
223, vs. South Carolina State (9/15/07)

300+ YARDS RUSHING:
356, vs. Vanderbilt (10/20/01)

500+ TOTAL NET YARDS:
512, vs. Houston (12/29/06)

600+ TOTAL NET YARDS:
656, vs. Vanderbilt (10/20/01)

50+ YARD RUN:
88, Bobby Wallace, vs. Middle Tennessee (11/18/06)

The Last Time an Opponent Had...

TEAM...

LESS THAN 100 YARDS RUSHING:
81, Middle Tennessee (11/18/06)

200+ YARDS RUSHING:
252, Louisiana-Lafayette (9/1/07)

LESS THAN 100 YARDS PASSING:
68, South Carolina State (9/15/07)

400+ YARDS PASSING:
402, Florida (11/11/95)

LESS THAN 200 TOTAL NET YARDS:
161, Mississippi State (8/31/06)

500+ TOTAL NET YARDS:
527, Houston (12/29/06)

600+ TOTAL NET YARDS:
612, Florida (11/11/95)

INDIVIDUAL...

350+ YARDS PASSING:
386, Kevin Kolb, Houston (12/29/06)

400+ YARDS PASSING:
485, Eric Zeier, Georgia (9/3/94)

150+ YARDS RUSHING:
155, C.J. Spiller, at Clemson (11/25/06)

200+ YARDS RUSHING:
219, Darren McFadden, Arkansas (11/4/06)

250+ YARDS RUSHING:
299, Moe Williams, Kentucky (9/23/95)

200+ YARDS RECEIVING:
201, Vincent Marshall, Houston (12/29/06)

50+ YARD RUN:
50, Knowshon Moreno (9/8/07)

50+ YARD RECEPTION:
77, Kevin Kolb to Vincent Marshall, Houston (12/29/06)

MADE 4 FIELD GOALS:
4, Brandon Coutu (9/8/07)

MISSED A PAT:
Kentucky (10/8/05)

MISSED A 2-POINT CONVERSION:
Florida Atlantic pass failed (9/23/06)

RUSHED FOR 4 TOUCHDOWNS:
4 Chad Jasmin, Clemson (11/21/03)

TWO PLAYERS WITH...

100+ YARDS RUSHING:
Tennessee, Charlie Garner (105) & James Stewart (114), (10/30/93)

100+ YARDS RECEIVING:
Central Florida, Mike Walker (105) & Brandon Marshall (102), (9/1/05)

**Game
1**

South Carolina 28, Louisiana-Lafayette 14
September 1, 2007 ♦ Columbia, S.C. ♦ 78,234 ♦ 85 degrees

COLUMBIA, S.C. (AP) -- Cory Boyd ran for two touchdowns and Steve Spurrier won his 15th straight college opener, 28-14 over Louisiana-Lafayette on Saturday night.

Along with Boyd's scoring runs of 2 and 4 yards, quarterbacks Chris Smelley and Tommy Beecher each threw a TD pass for the Gamecocks (1-0), who played without suspended starter Blake Mitchell.

The Ragin' Cajuns (0-1) fought back to tie it after South Carolina took a 14-0 lead less than 6 minutes into the season.

But it's usually a mistake to bet against Spurrier -- especially in opening games.

He came into this one 16-1 alltime in college. The lone loss? To the Gamecocks at Williams-Brice Stadium in 1989 in his s final season at Duke.

Louisiana-Lafayette lost its fifth opener of the last six years -- two to South Carolina, one each to Texas A&M, Texas and LSU.

Despite the win, Spurrier couldn't have liked what he saw out of his offense for most of this one.

Smelley threw a 2-yard scoring pass to tight end Andy Boyd. Beecher, normally a third stringer, followed on the next series with a 19-yard TD strike to Kenny McKinley. To many in the announced crowd of 78,234, the rout looked on no matter who got took the snaps.

That's when Louisiana-Lafayette got back into it.

Quarterback Michael Desormeaux finished off an 80-yard drive with a 14-yard TD run.

One series later, Desormeaux moved the Ragin' Cajuns 89 yards to the end zone. Chancellor Robertson got the tying touchdown from 3 yards out.


Boyd answered with a go-ahead touchdown, diving in to end his 2-yard run with 24 seconds left before halftime.

Boyd added the second half's only score on a 4-yard run that put South Carolina up two touchdowns.

Louisiana-Lafayette tried to get back into it, but was twice stopped on fourth down inside South Carolina's 5.

Desormeaux ran for 116 of the Ragin' Cajuns 252 yards rushing. He also completed 12 of 19 for 63 yards.

Smelley and Beecher, both likely to go back to the bench when the Gamecocks go to Georgia next week, combined to go 21 of 21 for 238 yards passing.



Scoring Summary

ULL	7	7	0	0	-	14
USC	14	7	7	0	-	28

1st Quarter

- USC** A. Boyd 2-yard pass from Smelley (Succop kick) (7 plays, 64 yards, TOP 2:56); 12:04
- USC** McKinley 19-yard pass from Beecher (Succop kick) (5 plays, 50 yards, TOP 1:25); 9:33
- ULL** Desormeaux 14-yard run (Edmiston kick) (15 plays, 80 yards, TOP 6:09); 0:15

2nd Quarter

- ULL** Robertson 3-yard run (Edmiston kick) (11 plays, 89 yards, TOP 4:38); 8:46
- USC** C. Boyd 2-yard run (Succop kick) (5 plays, 65 yards, TOP 1:52); 0:24

3rd Quarter

- USC** C. Boyd 4-yard run (Succop kick) (11 plays, 73 yards, TOP 4:43); 4:54

Game Statistics

	ULL	USC
First Downs	17	27
Rushing	14	13
Passing	2	12
Penalty	1	2
Net Yards Rushing	252	195
Rushing Attempts	47	41
Net Yards Passing	63	238
Cmp.-Att.-Int.	12-19-0	21-29-1
Total Offense Yards	315	433
Total Offense Plays	66	70
Fumbles: No.-Lost	0-0	1-0
Penalties: No.-Yards	8-59	5-32
Punts-Yards	6-221	3-135
Avg. Yards Per Punt	36.8	45.0
Punt Returns: No.-Yards	2-35	1-1
Kickoff Returns: No.-Yards	1-14	3-58
Interceptions: No.-Yards	1-0	0-0
Possession Time	28:22	31:38
Third Down Conversions	5-14	7-13
Fourth Down Conversions	1-3	1-2
Red Zone Scores-Chances	2-4	4-4
Sacks By: No.-Yards	2-6	0-0
PAT Kicks	2-2	4-4
Field Goals	0-0	0-1

RUSHING: ULL: Desormeaux 21-116; Fenroy 16-88; Wallace 6-36; Chery 2-11; Robertson 1-3; Team 1-(-2).
USC: M. Davis 115-94; C. Boyd 14-47; Beecher 4-17; Smelley 3-14; Maddox 4-12; Culliver 1-11.

PASSING: ULL: Desormeaux 12-19-0-63. **USC:** Beecher 11-15-0-137; Smelley 10-14-1-101.

RECEIVING: ULL: Nevels 4-9; Smith 3-37; Fenroy 2-(-3); Jackson 1-16; Newman 1-3; Chery 1-1. **USC:** McKinley 6-44; C. Boyd 4-33; A. Boyd 3-48; Cook 2-34; M. Davis 2-24; F. Brown 2-18; Saunders 1-20; M. Brown 1-17.

PUNT RETURNS: ULL: Nevels 2-35. **USC:** Munnerlyn 1-1.

KICKOFF RETURNS: ULL: Wallace 1-14. **USC:** Munnerlyn 3-58.

INTERCEPTION RETURNS: ULL: Jones 1-0. **USC:** none.

**Game
2**

South Carolina 16, #11/12 Georgia 12
September 8, 2007 ♦ Athens, Ga. ♦ 92,746 ♦ 91 degrees

ATHENS, GA. (AP) -- Steve Spurrier did it to Georgia again.

The head ball coach, who beat the Bulldogs regularly while at Florida, guided South Carolina to a 16-12 upset of No. 11 Georgia on Saturday night, signaling the Gamecocks as a possible title contender in the Southeastern Conference.

Ryan Succop kicked three field goals, Cory Boyd ran for the game's only touchdown and South Carolina's defense held the Bulldogs out of the end zone.

That was hardly the formula Spurrier used to beat Georgia 11 out of 12 years during his dominating run at Florida, which captured six SEC championships and one national title with the coach's Fun 'n' Gun offense.

Spurrier knows he doesn't have that kind of high-scoring talent at South Carolina (2-0, 1-0 SEC), forcing him to rely on a stout defense and Succop's accurate right leg to hold off the Bulldogs (1-1, 0-1).

Georgia was the highest-ranked team that South Carolina has beaten in Spurrier's three years as coach.

The Bulldogs, coming off an impressive 35-14 victory over Oklahoma State, were held without a touchdown for the first time since a 14-9 loss to South Carolina in 2001, when Lou Holtz was the coach and Spurrier was in his final season at Florida.

Succop connected from 41, 35 and 34 yards, the last of those giving the Gamecocks at 16-6 lead with 9:25 remaining.

The Bulldogs drove into South Carolina territory on their next two possessions, but settled for Brandon Coutu's third and fourth field goals. The kicker accounted for all of Georgia's points.

Georgia got one last chance to pull out a win, getting the ball back at its own 20 with 1:20 remaining. But the Bulldogs never seriously threatened, taking a couple of penalties before Matthew Stafford threw up a desperation pass that was picked off by Jasper Brinkley.


South Carolina jumped ahead with a six-play, 62-yard drive in the first quarter. Mitchell connected on 3-of-4 passes, including a 19-yarder to Kenny McKinley over the middle, and Boyd finished it off with a nifty 9-yard touchdown run.

Boyd burst through a wide hole and left Georgia safety Kelin Johnson grasping at air with a quick stutter-step, coasting to the end zone without being touched.

After giving up 252 yards rushing in last week's win over Louisiana-Lafayette, South Carolina held the Bulldogs to 128 on the ground.

Stafford faced plenty of pressure as the Gamecocks took advantage of Georgia's young offensive line. The sophomore completed just 19-of-44 pass for 213 yards, was sacked three times and spent much of the game on the run.

Mitchell had a solid night, completing 20-of-31 for 174 yards. The Gamecocks didn't take many chances, knowing their defense and running game could handle the load. Boyd ran for 76 yards and Mike Davis chipped in with 56.



Scoring Summary

USC	7	3	3	3	-	16
UGA	0	3	3	6	-	12

1st Quarter

USC C Boyd 9-yard run (Succop kick)
(7 plays, 62 yards, TOP 2:32); 3:25

2nd Quarter

UGA Coutu 33-yard field goal
(13 plays, 71 yards, TOP 5:07); 7:10

USC Succop 41-yard field goal
(9 plays, 39 yards, TOP 4:22); 2:48

3rd Quarter

USC Succop 35-yard field goal
(5 plays, 36 yards, TOP 1:07); 4:17

UGA Coutu 43-yard field goal
(6 plays, 49 yards, TOP 2:23); 1:54

4th Quarter

USC Succop 34-yard field goal
(11 plays, 63 yards, TOP 3:22); 9:19

UGA Coutu 39-yard field goal
(7 plays, 39 yards, TOP 1:42); 7:37

UGA Coutu 34-yard field goal
(7 plays, 31 yards, TOP 1:24); 4:42

Game Statistics

	USC	UGA
First Downs	21	20
Rushing	10	6
Passing	10	11
Penalty	1	3
Net Yards Rushing	140	128
Rushing Attempts	34	31
Net Yards Passing	174	213
Cmp.-Att.-Int.	20-31-0	19-45-0
Total Offense Yards	314	341
Total Offense Plays	65	76
Fumbles: No.-Lost	3-0	1-0
Penalties: No.-Yards	6-61	6-48
Punts-Yards	7-285	5-215
Avg. Yards Per Punt	40.7	43.0
Punt Returns: No.-Yards	2-15	3-53
Kickoff Returns: No.-Yards	5-109	4-112
Interceptions: No.-Yards	1-30	0-0
Possession Time	30:34	29:26
Third Down Conversions	1-11	3-18
Fourth Down Conversions	0-0	0-1
Red Zone Scores-Chances	4-4	2-2
Sacks By: No.-Yards	3-27	2-14
PAT Kicks	1-1	0-0
Field Goals	3-3	4-5

RUSHING: USC: C. Boyd 14-76; Davis 9-56; Culliver 2-21; Team 1(-2); Mitchell 6(-3); McKinley 1(-4); Maddox 1(-4). **UGA:** Moreno 14-104; Brown 12-49; Southerland 1-3; Bailey 1(-1); Stafford 3(-27).

PASSING: USC: Mitchell 20-31-0-174. **UGA:** Stafford 19-44-1-213, Bryant 0-1-0-0.

RECEIVING: USC: McKinley 7-102; Davis 5-22; C. Boyd 3-10; J. Cook 2-23; F. Brown 1-7; M. Brown 1-5; A. Boyd 1-5. **UGA:** Bailey 4-44; Chandler 3-44; Henderson 3-27; Massaquoi 2-28; Brown 2-17; Southerland 2-17; Moreno 2-14; Durham 1-22.

PUNT RETURNS: USC: Munnerlyn 2-15. **UGA:** Henderson 3-53.

KICKOFF RETURNS: USC: Munnerlyn 4-93; Culliver 1-16. **UGA:** Brown 4-112.

INTERCEPTION RETURNS: USC: J. Brinkley 1-30. **UGA:** none.

**Game
3**

#17/23 South Carolina 38, South Carolina State 3
September 15, 2007 ♦ Columbia, S.C. ♦ 73,095 ♦ 88 degrees

COLUMBIA, S.C. (AP) -- Blake Mitchell threw three touchdowns and No. 17 South Carolina defeated South Carolina State 38-3 Saturday to make the Gamecocks 3-0 for the first time in six years.

South Carolina won its sixth consecutive game and the defense didn't allow a touchdown for the second straight.

That streak -- and South Carolina's perfect start -- will get severely tested next week with a trip to No. 2 LSU.

The numbers looked strong for South Carolina.

Mitchell finished 14-for-21 for 147 yards. Cory Boyd (132) and Mike Davis (102) went over 100 yards rushing, but the Gamecocks' offense looked lost for a half against the Bulldogs (1-2).

Mitchell had three interceptions and a fumble to go with his touchdown throws. Backup Tommy Beecher added an interception and a fumble of his own.

It got so bad, Gamecock coach Steve Spurrier chose to run the ball much of the second half. And that's when South Carolina finally put away its Championship Sub-division rivals.

Davis rushed for 43 yards and finished a 91-yard TD drive with a 9-yard catch from Mitchell.

Two series later, Boyd broke free for a 29-yard scoring run and the Gamecocks were up 31-3.

Spurrier called only two passes in the third quarter. Then again, he didn't have to get creative the way South Carolina's defense played.

The Gamecocks picked off three passes of their own, lineman Nathan Pepper returning one 19-yards for a touchdown to put them ahead for good, 7-3.

South Carolina State had just 46 yards passing through three quarters.

The Bulldogs are celebrating 100 years of football at the historically black college. It's the first time, however, they've played their larger state rivals about 45 minutes up the road.

The Bulldogs got an early chance to make an impact when Markee Hamlin got Mitchell's first interception to set South Carolina State up on the Gamecocks 12.

But penalties for an illegal snap and illegal procedure pushed them back and they took a 3-0 lead on Aaron Haire's 37-yard field goal.


South Carolina settled down after that shaky start -- and looked ready to give Spurrier a Florida-style blowout.

Pepper went 19 yards to the end zone with Cleveland McCoy's interception to put the Gamecocks ahead 7-3.

Ryan Succop added a 40-yard field goal and Mitchell hit Kenny McKinley with a 12-yard touchdown pass on the Gamecocks next two series to increase the lead to 17-3.

The defense was again above average. It didn't give up a touchdown at Georgia in South Carolina's 16-12 win a week ago and did not yield this time, either.

The closest South Carolina State got after its opening drive came in the third quarter after driving to the Gamecock 12, but Darian Stewart recovered Jonathan Woods' fumble to end the threat.



Scoring Summary

SCSU	3	0	0	0	-	3
USC	17	0	7	14	-	38

1st Quarter

SCSU Haire 37-yard field goal (4 plays, -7 yards, TOP 1:02); 12:21

USC Pepper 19-yard interception return (Succop kick); 11:01

USC Succop 40-yard field goal (9 plays, 57 yards, TOP 4:35); 4:46

USC McKinley 12-yard pass from Mitchell (Succop kick) (6 plays, 41 yards, TOP 1:54); 0:47

3rd Quarter

USC M. Davis 9-yard pass from Mitchell (Succop kick) (10 plays, 91 yards, TOP 4:59); 6:26

4th Quarter

USC C. Boyd 29-yard run (Succop kick) (2 plays, 38 yards, TOP 0:26); 14:50

USC M. Barnes 16-yard pass from Mitchell (Lanning kick) (6 plays, 59 yards, TOP 2:54); 9:58

Game Statistics

	SCSU	USC
First Downs	12	24
Rushing	10	14
Passing	2	8
Penalty	0	2
Net Yards Rushing	196	223
Rushing Attempts	47	37
Net Yards Passing	68	185
Cmp.-Att.-Int.	10-21-3	17-29-4
Total Offense Yards	264	408
Total Offense Plays	68	66
Fumbles: No.-Lost	1-1	3-2
Penalties: No.-Yards	14-98	5-38
Punts-Yards	8-280	2-83
Avg. Yards Per Punt	35.0	41.5
Punt Returns: No.-Yards	2-4	3-23
Kickoff Returns: No.-Yards	6-147	2-45
Interceptions: No.-Yards	4-45	3-29
Possession Time	33:07	26:53
Third Down Conversions	4-15	4-11
Fourth Down Conversions	1-2	2-3
Red Zone Scores-Chances	1-2	3-3
Sacks By: No.-Yards	2-14	1-6
PAT Kicks	0-0	5-5
Field Goals	1-1	1-1

RUSHING: SCSU: Ford 17-112; McCoy 17-58; Jamison 5-12; Woods 7-11; Haire 1-3. **USC:** C. Boyd 11-132; M. Davis 16-102; Maddox 1-6; Rank 2-5; M. Brown 1-3; Beecher 3-(-7); Mitchell 3-(-18).

PASSING: SCSU: McCoy 18-9-3-62; Long 3-1-0-6. **USC:** Mitchell 21-14-3-147; Beecher 7-3-1-38; Team 1-0-0-0.

RECEIVING: SCSU: Ford 3-15; DuBose 2-19; Breland 2-9; Wods 1-10; Young 1-9; Miller 1-6. **USC:** McKinley 4-36; M. Barnes 2-12; M. Davis 2-11; C. Boyd 2-10; J. Barnes 1-34; J. Cook 1-25; Freeman 1-19 F. Brown 1-16; M. Brown 1-13; DiMarco 1-7; A. Boyd 1-2.

PUNT RETURNS: SCSU: Bush 1-5; Young 1-(-1). **USC:** Munnerlyn 2-12; McKinley 1-11.

KICKOFF RETURNS: SCSU: DuBose 5-126; Jackson 1-21. **USC:** Munnerlyn 1-29; Ingram 1-16.

INTERCEPTION RETURNS: SCSU: Hamlin 1-41; Allen 1-4; Brinson 1-0; Adams 1-0. **USC:** Pepper 1-19; J. Brinkley 1-10; Munnerlyn 1-0.