



TIGER SOFTBALL

Softball Contact: Melissa Foley • mfoley@lsu.edu • (225) 578-1869 • (225) 578-1861 - Fax • P.O. Box 25095 • Baton Rouge, LA 70894

#10 LSU TIGERS

(24-4, 3-0 SEC)

VS.

AUBURN TIGERS

(27-4, 7-1 SEC)



▶ FRIDAY, MARCH 21 (DH) • 5 P.M.

▶ SATURDAY, MARCH 22 • 1 P.M.

▶ TIGER PARK (BATON ROUGE, LA.)

▶ TV: COX SPORTS TELEVISION (SATURDAY ONLY)

▶ RADIO: THE X - 104.5/104.9 FM • LSUSPORTS.NET/GEAUXZONE

▶ LIVE STATS: LSUSPORTS.NET/LIVESTATS



POSSIBLE STARTING LINEUP

| POS | NAME | HT | CL | AVG | AB | R | H | 2B | 3B | HR | RBI | SB-A |
|-----|-------------------|-----|-----|------|----|----|----|----|----|----|-----|-------|
| C | Killian Roessner | 5-7 | Sr. | .325 | 83 | 12 | 27 | 8 | 0 | 8 | 28 | 1-1 |
| 1B | Erika Sluss | 5-3 | Sr. | .284 | 67 | 11 | 19 | 1 | 0 | 2 | 10 | 3-3 |
| 2B | Shannon Stein | 5-5 | Sr. | .425 | 73 | 16 | 31 | 6 | 0 | 1 | 14 | 5-5 |
| 3B | Jessica Mouse | 5-7 | Fr. | .120 | 50 | 11 | 6 | 1 | 0 | 3 | 5 | 1-1 |
| SS | Tayl'r Hollis | 5-5 | Sr. | .288 | 80 | 14 | 23 | 5 | 1 | 5 | 24 | 4-5 |
| LF | Quinlan Duhon | 5-8 | Sr. | .203 | 69 | 10 | 14 | 4 | 0 | 2 | 10 | 2-2 |
| CF | Jazz Jackson | 5-4 | So. | .284 | 88 | 16 | 25 | 2 | 0 | 0 | 7 | 12-12 |
| RF | Rachel Mitchell | 5-3 | So. | .325 | 83 | 21 | 27 | 7 | 2 | 3 | 21 | 9-9 |
| DP | Dee Dee Henderson | 5-4 | Sr. | .296 | 71 | 17 | 21 | 2 | 0 | 0 | 4 | 21-22 |

IN THE CIRCLE

| POS | NAME | HT | CL | W-L | ERA | SHO | IP | R | ER | BB | SO |
|-----|-------------|------|-----|------|------|-----|------|----|----|----|-----|
| P | Dani Hofer | 5-11 | Jr. | 12-2 | 1.08 | 1/3 | 91.0 | 20 | 14 | 43 | 143 |
| P | Cody Trahan | 6-0 | So. | 9-1 | 1.51 | 2/2 | 55.2 | 13 | 12 | 20 | 70 |

LSU TIGERS

(24-4, 3-0 SEC)

RANKING: No. 10 NFCA/No. 10 ESPN

LOCATION: Baton Rouge, La.

CONFERENCE: Southeastern

HEAD COACH: Yvette Girouard

SID: Melissa Foley

SERIES: LSU leads 32-11



AUBURN TIGERS

(27-4, 7-1 SEC)

RANKING: Receiving Votes NFCA/ESPN

LOCATION: Auburn, Ala.

CONFERENCE: Southeastern

HEAD COACH: Tina Deese

SID: Bob Grant

SERIES: LSU leads 32-11



2008 SCHEDULE/RESULTS

FEBRUARY (12-3)

| | | | |
|----|------------------------------------|---|----------|
| 15 | (1) St. John's | W | 14-0 (5) |
| 15 | (1) Ball State | W | 4-2 |
| 16 | (1) Nicholls State | W | 9-1 (6) |
| 16 | (1) Chattanooga | W | 9-1 (5) |
| 17 | (1) Ball State | W | 10-2 (6) |
| 17 | (1) Nicholls State | W | 9-2 |
| 19 | Southeastern Louisiana | W | 7-0 |
| 22 | (2) vs. Florida Atlantic | L | 0-3 |
| 22 | (2) vs. Pacific | W | 2-1 |
| 23 | (2) vs. No. 23 Cal State Fullerton | W | 3-2 (8) |
| 23 | (2) vs. No. 2 Northwestern | L | 4-6 |
| 24 | (2) vs. No. 9 Arizona | L | 4-7 |
| 27 | Louisiana-Monroe | W | 9-2 |
| 29 | (3) Southern Miss | W | 8-5 |
| 29 | (3) South Alabama | W | 7-0 |

MARCH (12-1)

| | | | |
|----|--------------------------|----------------|----------|
| 1 | (3) Penn State | L | 0-3 |
| 1 | (3) Tulsa | W | 4-2 |
| 2 | (3) South Alabama | W | 1-0 |
| 2 | (3) Tulsa | W | 6-1 |
| 5 | at Nicholls State | W | 3-0 |
| 8 | * No. 16 Georgia (CST) | W | 8-1 |
| 8 | * No. 16 Georgia | W | 1-0 |
| 9 | * No. 16 Georgia | W | 5-2 |
| 11 | Troy (CST) | W | 7-6 (11) |
| 14 | (4) vs. Fordham | W | 8-3 |
| 14 | (4) vs. Oklahoma State | W | 2-0 |
| 15 | (4) vs. Purdue | W | 4-0 |
| 16 | (4) at South Florida | W | 2-1 (8) |
| 21 | * Auburn (DH) | 5 p.m./ 7 p.m. | |
| 22 | * Auburn (CST) | 1 p.m. | |
| 26 | * Mississippi State (DH) | 4 p.m./ 6 p.m. | |
| 29 | * at Florida (DH) | Noon/ 2 p.m. | |
| 30 | * at Florida | Noon | |

APRIL

| | | | |
|----|---------------------------|----------------|--|
| 2 | McNeese State | 6 p.m. | |
| 5 | * at Alabama (DH) | 1 p.m./ 3 p.m. | |
| 6 | * at Alabama | 1:30 p.m. | |
| 9 | * at Kentucky (DH) | 3 p.m./5 p.m. | |
| 12 | * Ole Miss (DH) | 1 p.m./ 3 p.m. | |
| 13 | * Ole Miss (CST) | 1 p.m. | |
| 16 | Nicholls State | 6 p.m. | |
| 19 | * at Tennessee (DH) | Noon/ 2 p.m. | |
| 20 | * at Tennessee (SEC RSN) | Noon | |
| 23 | at Louisiana-Monroe | 6 p.m. | |
| 26 | * Arkansas (DH) | 1 p.m./ 3 p.m. | |
| 27 | * Arkansas (CST) | 1 p.m. | |
| 30 | at Southeastern Louisiana | 6 p.m. | |

MAY

| | | | |
|-------|------------------------------|------|--|
| 3 | * at South Carolina (DH) | Noon | |
| 4 | * at South Carolina | Noon | |
| 8-10 | SEC Tournament | TBA | |
| 15-18 | NCAA Regionals | TBA | |
| 24-25 | NCAA Super Regionals | TBA | |
| 28-2 | Women's College World Series | | |

* - SEC games

1 - Easton Tiger Classic; Baton Rouge, La.

2 - Palm Springs Classic; Palm Springs, Calif.

3 - Easton Purple & Gold Challenge; Baton Rouge, La.

4 - USF Under Armour Showcase; Tampa, Fla.

All times are Central and subject to change

2001 • WOMEN'S COLLEGE WORLD SERIES • 2004

2007 QUICK FACTS

UNIVERSITY

Location: Baton Rouge, La.
Founded: 1860
Enrollment: 29,317
Nickname: Tigers or Fighting Tigers
Mascot: Mike VI (live Bengal tiger)
Colors: Purple & Gold
Facility: Tiger Park
Capacity: 1,000
Conference: Southeastern
President: Dr. John V. Lombardi
Chancellor: Dr. William L. Jenkins (interim)

ATHLETIC DEPARTMENT

Athletics Director: Skip Bertman
Associate AD/SWA: Judy Southard
Associate AD/Operations: Verge Ausberry
Associate AD/Internal Relations: Bo Bahnsen
Associate AD/Business: Mark Ewing
Associate AD/External Affairs: Herb Vincent
Associate AD/Compliance: Chris Howard
Assistant AD/Operations: Eddie Nunez
Assistant AD/Student Services: Miriam Segar

SOFTBALL STAFF

Head Coach: Yvette Girouard
Alma Mater: Southwestern La., 1976
Record at LSU: 387-105/Eighth year
Overall Record: 1,146-355/28th year
Associate Head Coach: James DeFeo
Alma Mater: Rutgers, 1996
Assistant Coach: Megan Smith
Alma Mater: North Carolina, 1999

SPORTS INFORMATION

Assistant AD/SID: Michael Bonnette
Sr. Associate SID: Kent Lowe
Associate SID: Bill Franques
Associate SID: Brian Miller
Associate SID/SB Contact: Melissa Foley
Publications Coordinator: Jason Feirman
Graphic Design Coordinator: Krystal Bennett
Photographer: Steve Franz

PHONE DIRECTORY

Athletic Department: (225) 578-8001
Softball Office: (225) 578-3947
Sports Information: (225) 578-8226
Sports Information Fax: (225) 578-1861
Tiger Park Press Box: (225) 578-0155
Foley Office: (225) 578-1869
Foley Home: (225) 344-2072
Foley Cell: (225) 241-4365
Foley E-mail: mfoley@lsu.edu

Follow LSU Softball on:

LSUsports.net

MEDIA INFORMATION

SPORTS INFORMATION

LSU Associate Sports Information Director Melissa Foley handles the sports information duties for the Tiger softball team. She can be reached in her office at (225) 578-1869, via e-mail at mfoley@lsu.edu, at home at (225) 344-2072 or by cell phone at (225) 241-4365. The Tiger Park press box phone number is (225) 578-0155.

PRACTICE TIMES

The Tigers practice each day at 3 p.m. at Tiger Park. The practices are open to the public and last approximately two hours. Members of the media who wish to speak to players before or after practice should contact Melissa Foley in the Sports Information Office to coordinate times and interviews.

INTERVIEWS

Head coach Yvette Girouard is available for interviews weekday mornings. Her office is located on the fourth floor of the Athletic Administration Building. Interviews with coaches and/or players are held before and after practice and phone interviews may be arranged. Requests should be made at least 24 hours in advance. Please arrange all interviews through Melissa Foley.

WWW.LSUSPORTS.NET

Information about the Tiger softball team is available on www.LSUSports.net, the Official Website of LSU Athletics. Information about the Southeastern Conference is available at www.sec.org.

MEDIA.LSUSPORTS.NET

Media can now access images for all LSU athletics teams, including action shots, head shots, logos, etc. To gain access to the high-resolution pictures, e-mail Melissa Foley. You will be assigned a user name and a password. This service is for media use only. Resale of these images is strictly prohibited.

TIGERS ON THE TUBE

The Tigers will appear on television six and possibly seven times in 2008. LSU will first appear on Cox Sports Television (cable channel 37) against Georgia on March 8. The Tigers will be on Cox Sports four more times this season. LSU will also face Tennessee on FoxSports (cable channel 38) as part of the SEC-TV package. The Tigers will also have the opportunity to make a second appearance on Fox Sports as the championship game of the SEC Tournament at Tiger Park will be televised. LSU has appeared in seven of the last eight seasons.

| DATE | TEAM | GAME TIME | NETWORK | RESULT |
|----------|----------------|-----------|---|-------------|
| March 8 | Georgia (1) | 1 p.m. |  | W, 8-1 |
| March 11 | Troy | 6 p.m. |  | W, 7-6 (11) |
| March 22 | Auburn | 1 p.m. |  | |
| April 13 | Ole Miss | 1 p.m. |  | |
| April 20 | Tennessee | Noon |  | |
| April 27 | Arkansas | 1 p.m. |  | |
| May 10 | SEC Tournament | TBA |  | |

TIGERS ON THE RADIO



LSU softball is in its 10th season of radio coverage, as the LSU Sports Network will broadcast 28 regular-season games and all postseason games. The games will be broadcast in the Baton Rouge area on WNXX - The X 104.5/104.9 FM. In addition, the games can be heard live on the internet in the Geaux Zone at LSUsports.net.

TIGERS ON THE WEB



LSU games that are broadcast on the radio can be heard in the Geaux Zone on LSUsports.net. Live streaming video will also be available for all home games broadcast on the radio that are not televised. Live statistics will also be carried on LSUsports.net.

1999 • 2000 • 2004 SEC CHAMPIONS • 2001 • 2002

YVETTE GIROUARD

HEAD COACH

EIGHTH YEAR AT LSU • 28TH YEAR OVERALL
1,146-355 (.763) OVERALL • 387-105 (.787) AT LSU



In seven seasons at LSU, Yvette Girouard's effect on the Tiger softball program has been powerful. With each year, she continues to add to her legacy as one of the greatest coaches in the history of women's softball by helping LSU maintain its place among the nation's elite in the collegiate ranks.

Girouard, who was inducted into the Louisiana Softball Coaches Association Hall of Fame in June 2002 and the National Fastpitch Coaches Association Hall of Fame in December 2005, ranks fifth among the career leaders in NCAA Division I wins and fourth in winning percentage; and fifth among the active NCAA Division I coaching leaders in wins and third in winning percentage.

With 26-straight winning seasons to her credit, she has guided her athletes to 39 All-America honors, including 11 while at LSU, 16 Academic All-America honors and taken her teams to 16 NCAA Regionals.

No stranger to Oklahoma City, Girouard is just the third coach in NCAA history to take two programs to the Women's College World Series after leading ULL to three WCWS appearances in the 1990s and LSU in 2001 and 2004.

HONORS AND ACHIEVEMENTS

NATIONAL HONORS

- ▶ 2005 NFCA Hall of Fame Inductee
- ▶ 2001 NFCA National Coaching Staff of the Year
- ▶ 1990, 1993 NFCA National Coach of the Year
- ▶ Seven-Time NFCA South Region Coach of the Year
- ▶ Fourth-Winningest Active Division I Coach
- ▶ Third-Best Active Division I Winning Percentage
- ▶ Fourth-Winningest All-Time Division I Coach
- ▶ Fourth-Best All-Time Division I Winning Percentage

POSTSEASON ACCOMPLISHMENTS

- ▶ Five Women's College World Series Appearances
- ▶ One of Only Three Division I Head Coaches (Gayle Blevins, Joyce Compton, Yvette Girouard) to Lead Two Different Programs to the WCWS
- ▶ 16 NCAA Regional Appearances
- ▶ 10 National Top 10 Finishes

CONFERENCE HONORS

- ▶ 2001, 2002, 2006 SEC Coach of the Year
- ▶ 2000 Sun Belt Conference Coach of the Year
- ▶ 1984, 1985, 1987 Southland Conference Coach of the Year
- ▶ Nine Conference Championships (UL-Lafayette was Independent from 1988-1999)

STATE HONORS

- ▶ 13-Time Louisiana Coach of the Year
- ▶ 2002 Louisiana Softball Coaches Association Hall of Fame Inductee
- ▶ 2008 New Iberia Recreation Department Softball Hall of Fame Inductee
- ▶ St. Cecilia School Hall of Fame Inductee

OTHER ACCOMPLISHMENTS

- ▶ 26-Straight Winning Seasons
- ▶ 39 All-Americans
- ▶ 16 Academic All-Americans

GIROUARD YEAR-BY-YEAR

| YEAR | SCHOOL | RECORD | PCT. |
|---------------|--------------------|-----------------|-------------|
| 1981 | Southwestern La. | 7-15 | .318 |
| 1982 | Southwestern La. | 15-13 | .536 |
| 1983 | Southwestern La. | 22-13 | .629 |
| 1984 | Southwestern La. | 28-9 | .757 |
| 1985 | Southwestern La. | 39-13 | .750 |
| 1986 | Southwestern La. | 32-19 | .627 |
| 1987 | Southwestern La. | 31-16 | .660 |
| 1988 | Southwestern La. | 29-16 | .644 |
| 1989 | Southwestern La. | 48-16 | .750 |
| 1990 | Southwestern La. | 44-8 | .846 |
| 1991 | Southwestern La. | 33-10 | .767 |
| 1992 | Southwestern La. | 41-12 | .774 |
| 1993 | Southwestern La. | 57-7 | .891 |
| 1994 | Southwestern La. | 57-5 | .919 |
| 1995 | Southwestern La. | 49-9 | .845 |
| 1996 | Southwestern La. | 46-10 | .821 |
| 1997 | Southwestern La. | 46-18 | .718 |
| 1998 | Southwestern La. | 36-15 | .706 |
| 1999 | Southwestern La. | 54-11 | .831 |
| 2000 | UL-Lafayette | 45-15 | .750 |
| 2001 | LSU | 59-11 | .843 |
| 2002 | LSU | 56-11 | .836 |
| 2003 | LSU | 50-18 | .735 |
| 2004 | LSU | 57-12 | .826 |
| 2005 | LSU | 31-23 | .574 |
| 2006 | LSU | 55-14 | .789 |
| 2007 | LSU | 55-12 | .821 |
| 2008 | LSU | 24-4 | .857 |
| Total | 28th year | 1146-355 | .763 |
| at ULL | 20 years | 759-250 | .752 |
| at LSU | Eighth year | 387-105 | .787 |



James DeFeo
Associate Head Coach



Megan Smith
Assistant Coach



Adam Roorbach
Director of Operations



Kristen Hobbs
Student Assistant Coach

1997 • 1998 • 1999 • 2000 • SEC WEST CHAMPIONS • 2001 • 2002 • 2004 • 2007

SEC STANDINGS

WESTERN DIVISION

| TEAM | SEC | PCT. | OVERALL | PCT. |
|-------------------|------------|-------------|-------------|-------------|
| LSU | 3-0 | 1.00 | 24-4 | .857 |
| Auburn | 7-1 | .875 | 27-4 | .871 |
| Alabama | 6-2 | .750 | 24-3 | .889 |
| Mississippi State | 1-5 | .167 | 23-9 | .719 |
| Arkansas | 1-7 | .125 | 21-11 | .656 |
| Ole Miss | 0-6 | .000 | 15-12 | .556 |

EASTERN DIVISION

| TEAM | SEC | PCT. | OVERALL | PCT. |
|----------------|-----|------|---------|------|
| Florida | 7-1 | .875 | 32-2 | .941 |
| Tennessee | 4-3 | .571 | 26-4 | .867 |
| Georgia | 3-3 | .500 | 26-8 | .765 |
| Kentucky | 1-2 | .333 | 13-10 | .565 |
| South Carolina | 2-5 | .286 | 13-13 | .500 |

THIS WEEK IN THE SEC

MONDAY, MARCH 17

Kentucky def. Miami (Ohio) 7-3

TUESDAY, MARCH 18

* Auburn def. Arkansas 9-6
 * Auburn def. Arkansas 5-3
 Mississippi State def. Southern Miss 9-0 (5)
 Ole Miss def. Central Arkansas 6-2

WEDNESDAY, MARCH 19

Florida def. Iowa 6-1
 * Tennessee def. South Carolina 2-0 (9)

FRIDAY, MARCH 21

* Auburn at LSU (DH) 1 p.m.
 2 - Georgia vs. Albany 3 p.m.
 * Tennessee at Arkansas (DH) 4 p.m.
 * Alabama at Kentucky 5 p.m.
 2 - Georgia vs. Kent State 5 p.m.
 * Mississippi State at Ole Miss 6 p.m.

SATURDAY, MARCH 22


Florida vs. Longwood (DH) 11 a.m.
 * Alabama at Kentucky (DH) Noon
 * Arkansas vs. Tennessee 1 p.m.
 * Auburn at LSU 1 p.m.
 2 - Georgia vs. Kent State 1 p.m.
 * Mississippi State at Ole Miss (DH) (FSN) 1 p.m.
 2 - Georgia vs. Albany 3 p.m.

SUNDAY, MARCH 23

2 - Georgia vs. Albany 11 a.m.
 2 - Georgia vs. Kent State 1 p.m.

* - SEC Game

1 - Chattanooga Showcase; Chattanooga, Tenn.
 2 - Georgia Spring Fling; Athens, Ga.



Sitting (Left to Right): Stacey Woods (no longer on the team), Ashley Applegate, Shannon Stein, Tiffany Shaw and Starla Guffey. Second Row (L to R): Erika Sluss, Dee Dee Henderson, Quinlan Duhon, Jessica Mouse, Casey Faile, Jazz Jackson. Back Row (L to R): Tayl'r Hollis, Killian Roessner, Cody Trahan, Dani Hofer, Tiffany Garcia, Rachel Mitchell.

2008 TIGER SOFTBALL ROSTER

| NO. | NAME | POS. | HT. | B-T | CL./EXP. | HOMETOWN |
|-----|-------------------|-------|------|-----|----------|-----------------------|
| 00 | Quinlan Duhon | OF/1B | 5-8 | R-R | Sr./3L | Youngsville, La. |
| 1 | Tiffany Shaw | OF | 5-4 | L-R | Fr./HS | Shreveport, La. |
| 2 | Tiffany Garcia | P | 5-8 | R-R | Sr./3L | LaPorte, Texas |
| 3 | Jessica Mouse | 3B | 5-7 | R-R | Fr./HS | Tampa, Fla. |
| 4 | Killian Roessner | C | 5-7 | R-R | Sr./3L | Manasquan, N.J. |
| 5 | Dani Hofer | P | 5-11 | R-R | Jr./2L | Safety Harbor, Fla. |
| 9 | Jazz Jackson | OF | 5-4 | L-R | So./1L | Houston, Texas |
| 10 | Ashley Applegate | OF | 5-5 | L-R | Fr./HS | Modesto, Calif. |
| 12 | Starla Guffey | C | 5-6 | R-R | Fr./HS | Prairieville, La. |
| 13 | Shannon Stein | 2B | 5-5 | R-R | Sr./2L | Upland, Calif. |
| 14 | Tayl'r Hollis | SS | 5-7 | R-R | Sr./1L | St. Amant, La. |
| 17 | Erika Sluss | INF | 5-3 | R-R | Sr./3L | Vista, Calif. |
| 21 | Casey Faile | P | 5-6 | R-R | Fr./HS | Kershaw, S.C. |
| 22 | Cody Trahan | P | 6-0 | R-R | So./1L | Little Cypress, Texas |
| 44 | Dee Dee Henderson | OF | 5-4 | L-R | Sr./3L | Atlanta, Texas |
| 55 | Rachel Mitchell | OF | 5-3 | L-R | So./1L | LaPorte, Texas |

HEAD COACH: Yvette Girouard (UL-Lafayette, 1976)

ASSOCIATE COACH: James DeFeo (Rutgers, 1996)

ASSISTANT COACH: Megan Smith (North Carolina, 1999)

DIR. OF OPERATIONS: Adam Roorbach (Indiana Wesleyan, 1999)

STUDENT ASSISTANT: Kristen Hobbs (LSU, 2007)

TRAINER: Ana Gross (LSU, 2004)

PRONUNCIATION GUIDE

| | |
|------------------|---------------------|
| Quinlan Duhon | QUIN-luhn DO-yawn |
| Dani Hofer | dan-E HOE-fer |
| Killian Roessner | Kill-E-uhn RAH-sner |
| Erika Sluss | SLUHS |
| Cody Trahan | TRAY-han |
| Yvette Girouard | E-vet Gi-rard |
| James DeFeo | duh-FAY-o |

17 NFCA/LOUISVILLE SLUGGER ALL-AMERICANS

UPCOMING OPPONENTS

...ABOUT AUBURN



Auburn comes into the series with a record of 27-4 and 7-1 in the SEC. AU has won seven straight and 13 of its last 14, the loss coming against Mississippi State. Auburn is led at the plate by Taryn Gray with a .384 average, while Tatoama Fermamdez leads AU with 22 RBIs. Anna Thompson has picked up the most wins with an 9-3 record, while Lauren Schmalz leads the team with a 0.59 ERA.

LSU is 32-11 all-time against AU. The Fighting Tigers have recorded an 11-4 record in Baton Rouge, a 16-4 record in Auburn and a 5-3 record at neutral sites. LSU swept the series last year in Auburn, ending a streak of three-straight wins for AU in Auburn. LSU head coach Yvette Girouard is 17-9 all-time against AU, all while with the Tigers.

COMPARING LSU VS. AUBURN

| AU | STATS | LSU |
|------|--------------|------|
| 27-4 | Overall | 24-4 |
| 7-1 | Conference | 3-0 |
| 13-1 | Home | 17-1 |
| 8-0 | Road | 1-0 |
| 6-3 | Neutral | 6-3 |
| 5-0 | Last 5 | 5-0 |
| 9-1 | Last 10 | 10-0 |
| .257 | Batting Avg. | .288 |
| 130 | Runs | 150 |
| 200 | Hits | 210 |
| 31 | Doubles | 40 |
| 16 | Home Runs | 26 |
| 118 | RBI | 134 |
| 1.22 | ERA | 1.67 |
| 286 | Strikeouts | 255 |
| .178 | Avg. Against | .173 |

2008 AWARDS AND HONORS

QUINLAN DUHON

- ▶ Easton Tiger Classic All-Tournament Team

DANI HOFER

- ▶ SEC Pitcher of the Week (March 10)
- ▶ Louisiana Pitcher of the Week (March 10)
- ▶ Easton Tiger Classic All-Tournament Team
- ▶ ESPN Preseason Second-Team All-American
- ▶ USA Softball Player of the Year Watch List

TAYL'R HOLLIS

- ▶ Easton Purple & Gold Challenge MVP
- ▶ Easton Tiger Classic All-Tournament Team

KILLIAN ROESSNER

- ▶ SEC Player of the Week (March 17)
- ▶ ESPN Preseason First-Team All-American
- ▶ USA Softball Player of the Year Watch List
- ▶ Easton Purple & Gold Challenge All-Tournament Team

SHANNON STEIN

- ▶ Easton Purple & Gold Challenge All-Tournament Team
- ▶ Easton Tiger Classic MVP

SERIES: LSU VS. THE SEC

| TEAM | RECORD | SERIES | SWEEPS |
|-------------------|--------------|--------|--------|
| Alabama | 29-20 (.592) | 7-2-2 | 3 |
| Arkansas | 34-7 (.829) | 10-1 | 6 |
| Auburn | 32-11 (.744) | 9-1-1 | 5 |
| Florida | 27-7 (.794) | 8-1-1 | 6 |
| Georgia | 27-12 (.692) | 7-5 | 7 |
| Kentucky | 25-1 (.952) | 10-0 | 9 |
| Mississippi State | 31-5 (.861) | 10-1 | 7 |
| Ole Miss | 34-3 (.919) | 11-0 | 8 |
| South Carolina | 23-11 (.676) | 7-2-2 | 4 |
| Tennessee | 18-12 (.600) | 5-2-4 | 3 |

LSU DOMINATES SEC SERIES

LSU has now competed in 110 series against conference foes and has only lost 15. The Tigers have swept 31 three-game series since the SEC adopted the three-game format in 2001 and taken 21 more series wins in that time period. This year, LSU is 2-0 in mid-week doubleheader series since the SEC changed to a 28-game schedule. Prior to 2001, the league played four game series against divisional opponents and doubleheaders against cross divisional rivals. LSU swept nine four-game series and 15 doubleheaders while taking six series, 3-1. LSU now has an SEC series record of 84-15-11 (.804).

MORE THAN A DECADE OF DOMINANCE

In its 12th season of softball in the modern era, LSU has achieved an unrivaled tradition of success. The Tigers have won more SEC Championships than

all other conference schools combined, while remaining one of only two schools in league history to record the triple crown (Division, Overall and Tournament Titles) in the same season, having accomplished the feat four times.

LSU POSTS SECOND-MOST WINS

In just its 12th year since reinstatement in 1997, LSU has proven to be among the elite in the nation. The Tigers have averaged 52.7 wins per year in its previous 11 years, which is by far the best in the SEC in that span. In the nation, LSU is second to only Arizona, which has averaged 55.0 wins a season over the past 11 years. The Tigers also are third in winning percentage behind only Arizona and UCLA. The Tigers rank ahead of national champions Michigan, Oklahoma, California and Fresno State.

SEC SOFTBALL SINCE 1997...

| PROGRAMS BY WINNING PERCENTAGE | | | |
|--------------------------------|-------------------|---------|------|
| 1. | LSU | 246-74 | .769 |
| 2. | Alabama | 239-90 | .726 |
| 3. | Florida | 185-136 | .576 |
| 5. | Tennessee | 173-139 | .554 |
| 4. | South Carolina | 169-142 | .543 |
| 6. | Georgia | 174-148 | .540 |
| 7. | Mississippi State | 151-173 | .466 |
| 8. | Auburn | 150-177 | .459 |
| 9. | Arkansas | 124-206 | .376 |
| 10. | Ole Miss | 90-238 | .274 |
| 11. | Kentucky | 67-246 | .214 |

A ROSE BY ANY OTHER NAME

In honor of LSU head coach *Yvette Girouard's* mother *Rose Mary Girouard*, who passed away in September 2007, the team will wear a rose decal on their batting helmets throughout the season. An avid supporter of her daughter for almost 30 years, *Mama G* was a fixture at softball games and she will be missed by fans everywhere.

SIGN HIM UP

For the second-straight year, *Easton Hollis*, the younger brother of LSU shortstop *Tayl'r Hollis*, will serve as the Tigers' bat boy. The eight-year old son of *Bryan and Celeste Hollis* has been a fixture in the dugout for two years. For each game, Easton comes decked out in his own LSU uniform and paints his face with eye black to match his older sister.

HEALTH OF THE TIGERS

Freshman back-up catcher *Starla Guffey* is still recovering from preseason shoulder surgery and will not see action behind the plate this season, but can see time at the plate.

19 EASTON ALL-AMERICANS

2008 NATIONAL RANKINGS

| NFC/USA TODAY | | ESPN/USA SOFTBALL | |
|-------------------|--------------------|-------------------|--------------------|
| Week 6 (March 18) | | Week 6 (March 18) | |
| NO. | SCHOOL | NO. | SCHOOL |
| 1. | Arizona State (28) | 1. | Arizona State (17) |
| 2. | Alabama | 2. | UCLA (3) |
| 3. | Florida | 3. | Alabama |
| 4. | UCLA | 4. | Florida |
| 5. | Stanford | 5. | Stanford |
| 6. | Michigan | 6. | Michigan |
| 7. | Arizona | 7. | Texas A&M |
| 8. | Tennessee | 8. | Arizona |
| 9. | Texas A&M | 9. | Tennessee |
| 10. | LSU | 10. | LSU |
| 11. | Houston | 11. | Oklahoma |
| 12. | Northwestern | 12. | Houston |
| 13. | Oklahoma | 13. | Northwestern |
| 14. | DePaul | 14. | Fresno State |
| 15. | Baylor | 15. | UL-Lafayette |
| 16. | UL-Lafayette | 16. | Baylor |
| 17. | Hawai'i | 17. | Hawai'i |
| 18. | Washington | 18. | DePaul |
| 19. | Fresno State | 19. | Washington |
| 20. | Georgia | 20. | Long Beach State |
| 21. | Ohio State | 21. | Mississippi State |
| 22. | North Carolina | T22. | San Diego State |
| 23. | Long Beach State | T22. | Georgia |
| 24. | Virginia Tech | 24. | North Carolina |
| 25. | San Diego State | 25. | California |

THE TIGERS IN THE POLLS

| WEEK | NFCA | ESPN |
|-----------|---------|---------|
| Preseason | No. 9 | No. 7 |
| Feb. 12 | No. T-7 | No. 8 |
| Feb. 19 | No. 6 | No. T-7 |
| Feb. 26 | No. 9 | No. 12 |
| March 4 | No. 12 | No. 12 |
| March 11 | No. 10 | No. 11 |
| March 18 | No. 10 | No. 10 |
| March 25 | | |
| April 1 | | |
| April 8 | | |
| April 15 | | |
| April 22 | | |
| April 29 | | |
| May 6 | | |
| May 13 | | |
| Final | | |

LSU VS. RANKED TEAMS

| OPPONENT | NFCA/ESPN | LSU | RESULT |
|-------------------|-----------|---------|------------|
| Cal St. Fullerton | #23/#24 | #6/#T-7 | W, 3-2 (8) |
| Northwestern | #2/#3 | #6/#T-7 | L, 4-6 |
| Arizona | #9/#10 | #6/#T-7 | L, 4-7 |
| Georgia | #17/#16 | #12/#12 | W, 8-1 |
| Georgia | #17/#16 | #12/#12 | W, 1-0 |
| Georgia | #17/#16 | #12/#12 | W, 5-2 |
| Mississippi State | RV/#21 | #10/#10 | |
| Mississippi State | RV/#21 | #10/#10 | |
| Florida | #3/#4 | #10/#10 | |
| Florida | #3/#4 | #10/#10 | |
| Florida | #3/#4 | #10/#10 | |
| Alabama | #2/#3 | #10/#10 | |
| Alabama | #2/#3 | #10/#10 | |
| Alabama | #2/#3 | #10/#10 | |
| Tennessee | #8/#9 | #10/#10 | |
| Tennessee | #8/#9 | #10/#10 | |
| Tennessee | #8/#9 | #10/#10 | |

LSU VS. RANKED TEAMS

This year, the Tigers have one of the toughest schedules in the nation. LSU is currently 4-2 against ranked teams, with both losses coming against top 10-ranked teams. The Tigers are scheduled to play 11 more games against four nationally ranked teams, including nine games against three teams ranked in the Top 10.

LSU AMONG THE ELITE IN THE POLLS

LSU remained the same in the NFCA/USA Today coaches poll this week, coming in at No. 10 once again. The Tigers began the year at No. 7, the same position LSU began 2007. LSU has now been ranked for 35 straight weeks after having been ranked for 103 straight weeks from Feb. 28, 1998 until March 30, 2005. In all, LSU has been ranked in 139 of the 160 polls (.869) that have been released since the program was reinstated in 1997. The Tigers have also been ranked in the top 10 for 92 total weeks.

Since ESPN/USA Softball began its softball poll on Feb. 25, 2003, LSU has been ranked in 75 of the 84 polls (.893). The Tigers are currently ranked No. 10, moving up one spot this week and three spots down from their preseason mark of No. 7. The Tigers have now been ranked in the top 10 for 42 total weeks.

LSU RANKED NO. 9 IN ALL-TIME POLL

The LSU softball program has gone from its inaugural season in 1997 to being ranked the ninth-best all-time program in the NFCA poll. The Tigers are the youngest program to be ranked in the top 10. The USA Today/NFCA All-Time Top 50 poll was compiled using the points each team received in the polls for weekly rankings from the 1995 season to the present poll.

MEMORABLE FIRSTS

Freshman **Jessica Mouse**'s first career at-bat was something she will likely not forget. In the top of the first inning against St. John's in the season opener, Mouse came up to the plate for the first time in her collegiate career. On the first pitch she saw, she drilled deep over the center field fence for her first collegiate home run.

Mouse nearly duplicated the feat in her first career at-bat of SEC play. On the sixth pitch of the at-bat against Georgia, she slammed the ball over the center field fence for her third career home run.

Freshman **Casey Faile**'s first career home run was the only run scored in a 1-0 win over South Alabama in the Easton Purple & Gold Challenge. With the win, LSU advanced to the championship game against Tulsa, where the Tigers defeated the Golden Hurricane for the tournament title.

TIGERS SCORE EARLY...

In 28 games, the Tigers have outscored their opponents, 28-8 (+20), in the first inning. By the end of the second inning, the Tigers hold a commanding 49-12 (+36) scoring margin. LSU is 17-1 when leading after the fourth inning. The only loss came against then No. 2 Northwestern at the Palm Springs Classic when the Tigers lost a 3-2 lead after the fourth with the big blow coming in the form of a three-run home run in the bottom of the sixth as part of the 6-4 defeat.

In games when the Tigers have scored first, LSU is 18-0 (1.00). In games where the opponent scores first, the Tigers are only 6-4 (.600). The last time LSU scored first in a game and lost was on April 26, 2005, when LSU fell to Arkansas, 3-2, in 10 innings.

...AND TIGERS SCORE OFTEN

This season, the Tigers have scored 150 runs in 28 games for a 5.36 runs per game average, slightly below the school record of 5.58 set in 2004. On two occasions this season, LSU has broken into double figures in runs.

YEAR-BY-YEAR AT TIGER PARK

LONGEST WINNING STREAK:

30 games (April 12, 2006 - March 18, 2007)

LONGEST LOSING STREAK:

4 games (March 25 - April 6, 2005)

MOST CONSECUTIVE HOME SHUTOUTS:

7 games (Feb. 12, 2006 - Feb. 18, 2006)

| YEAR | OVERALL | PCT. | SEC | PCT. |
|--------------|---------------|-------------|---------------|-------------|
| 1997 | 27-4 | .871 | 10-4 | .714 |
| 1998 | 28-2 | .933 | 12-1 | .923 |
| 1999 | 30-3 | .909 | 15-1 | .938 |
| 2000 | 31-4 | .886 | 13-1 | .929 |
| 2001 | 29-1 | .967 | 14-1 | .933 |
| 2002 | 28-3 | .903 | 13-2 | .867 |
| 2003 | 29-6 | .829 | 12-3 | .800 |
| 2004 | 21-7 | .750 | 9-5 | .643 |
| 2005 | 21-8 | .724 | 7-8 | .467 |
| 2006 | 31-3 | .912 | 12-3 | .800 |
| 2007 | 30-4 | .882 | 11-3 | .786 |
| 2008 | 17-1 | .944 | 3-0 | 1.00 |
| TOTAL | 325-46 | .876 | 131-32 | .804 |

...THERE'S NO PLACE LIKE HOME

The Tigers are playing their final season in Tiger Park before moving to a brand new facility located on Skip Bertman Drive adjacent. In its 12th season of play at Tiger Park, LSU owns an astounding 325-46 (.876) record at home, including a 131-32 (.804) mark in Southeastern Conference play.

GOOD EYE, GREAT EYE

In 28 games this season, the Tigers have walked an amazing 105 times, averaging out to almost four walks a game. Those walks have led directly to runs on 32 occasions, with the player drawing the walk later coming around to score.

Rachel Mitchell, who was second on the team last season with 30 walks, and *Jessica Mouse* lead the team with 16 walks each, followed closely by *Tayl'r Hollis* and *Erika Sluss* with 15 walks each. Of the 10 Tigers with 25 or more at-bats, everyone of them has at least two walks this season.

DOUBLE TROUBLE

The Tigers have hit 40 doubles in 28 games this season, or 1.43 doubles per game. LSU has become one of the most prolific doubles hitting teams in the nation over the last few seasons. Both the 2006 and 2007 Tigers recorded 102 doubles, which led the SEC both years. In 2006, LSU ranked 10th in the NCAA with 1.35 doubles per game, while the 2007

squad ranked eighth with 1.52 doubles per game. Eleven players have recorded at least one double, led by the eight from *Killian Roessner*, seven by *Rachell Mitchell* and six by *Shannon Stein*.

IT TAKES A THIEF

Against Nicholls State on Feb. 16, LSU recorded a single-game record with 10 stolen bases. The Tigers got a pair of stolen bases each by *Dee Dee Henderson*, *Rachel Mitchell* and *Tiffany Shaw*. The record 10 stolen bases bested the previous mark of nine swipes against Bucknell on March 21, 1998.

As a team this season, LSU has already stolen 69 bases, which is more than the 1997, 2002 and 2003 squads stole during the entire season. The Tigers are currently averaging 2.5 stolen bases per game. *Dee Dee Henderson* leads LSU with 21 stolen bases this season, which is already tied for the 13th-most single-season stolen bases in school history. In addition, *Jazz Jackson* has 12 steals, *Rachel Mitchell* has nine and *Tiffany Shaw* has eight. Of the Tigers' 13 batters this season who have seen action on the basepaths, 11 have stolen at least one base.

CAUGHT IN THE ACT

This year LSU is third in the SEC in runners caught stealing with 11. The Tiger have allowed only 14 stolen bases in 25 attempts, the fifth fewest stolen bases in the league. Senior All-American catcher and reigning Diamond Sports National Catcher of the Year *Killian Roessner* is tied for second in the conference with 10 runners caught stealing. Roessner has allowed just 13 stolen bases, including three with runners on the corners and second base conceded, for a .565 mark.

DROPPING BOMBS

This season, LSU is averaging nearly a home run a game. The Tigers have hit 26 home runs in 28 games, led by *Killian Roessner's* eight home runs and *Tayl'r Hollis's* five. LSU has now almost surpassed the number of home runs hit by the 1998, 1998 and 2002 Tiger teams, which all finished with 28 home runs or less in 72, 66 and 67 games.

Conversely, LSU is also giving up its fair share of home runs. In the same 28 games, the Tigers have allowed 20 home runs, which is more than the 1997, 1998, 1999, 2000, 2001 and 2002 teams in the entire year.

LSU'S RECORD WHEN...

RUN DIFFERENTIAL

| | |
|------------------------|------|
| One-run games | 6-0 |
| Two-run games | 3-1 |
| Five or more run games | 11-0 |

LSU SCORING

| | |
|----------------|------|
| Scoring first | 18-0 |
| No runs | 0-2 |
| 1-2 runs | 5-0 |
| 3-5 runs | 6-2 |
| 6 or more runs | 13-0 |

OPPONENT SCORING

| | |
|----------------|------|
| Scoring first | 6-4 |
| No runs | 8-0 |
| 1-2 runs | 13-0 |
| 3-5 runs | 2-2 |
| 6 or more runs | 1-2 |

LSU HITTING

| | |
|-----------------|------|
| 3 or fewer hits | 2-1 |
| 4-6 hits | 5-1 |
| 7-9 hits | 7-2 |
| 10 or more hits | 10-0 |

OPPONENT HITTING

| | |
|-----------------|------|
| 3 or fewer hits | 11-0 |
| 4-6 hits | 12-2 |
| 7-9 hits | 0-2 |
| 10 or more hits | 1-0 |

LSU ERRORS

| | |
|------------------|------|
| No errors | 12-4 |
| 1 error | 6-0 |
| 2 or more errors | 6-0 |

OPPONENT ERRORS

| | |
|------------------|-----|
| No errors | 9-3 |
| 1 error | 7-1 |
| 2 or more errors | 8-0 |

INNING-BY-INNING

| | |
|--------------------|-----|
| Run-rule games | 4-0 |
| Extra-inning games | 3-0 |

TIME OF DAY

| | |
|-------------|------|
| Day Games | 17-3 |
| Night Games | 7-1 |

DAYS OF THE WEEK

| | |
|-----------|-----|
| Tuesday | 2-0 |
| Wednesday | 2-0 |
| Thursday | 0-0 |
| Friday | 7-1 |
| Saturday | 7-2 |
| Sunday | 6-1 |

GAME SITES

| | |
|---------|------|
| Home | 17-1 |
| Away | 1-0 |
| Neutral | 6-3 |

TYPE OF GAME

| | |
|---------------------|------|
| Conference | 3-0 |
| Non-Conference | 21-4 |
| vs. Louisiana Teams | 5-0 |
| vs. Top 10 | 0-2 |
| vs. Top 25 | 4-2 |

TIGER TIDBITS

- ▶ Senior **Killian Roessner** wears the No. 4 because her idol, Green Bay Packer's quarterback Brett Favre wears No. 4
- ▶ Senior **Shannon Stein** played for the California Lite 18-U team when it participated in the 2001 Women's International Softball Tournament in Shanghai, China
- ▶ Sophomore **Jazz Jackson** skipped a grade in elementary school
- ▶ Senior **Tiffany Garcia** wears No. 2 because she loves even numbers
- ▶ Freshman **Jessica Mouse** hit a home run off the first pitch of her first collegiate at-bat.
- ▶ Head coach **Yvette Girouard** would love to dance like the professionals on "Dancing with the Stars"

ROESSNER EARNS WEEKLY HONOR

Senior **Killian Roessner** was named the SEC Player of the Week honors on March 17. The Manasquan, N.J., native hit .500 on the week, going 8-for-16 at the plate with six RBIs, three doubles and two home runs for a 1.063 slugging percentage. Against South Florida, Roessner recorded a walk-off RBI single in the bottom of the eighth. It was, however, not Roessner's only heroics of the week. In the bottom of the 11th inning against Troy, she scored the game-winning run in a 7-6 victory. In the field, the 2007 Diamond Sports National Catcher of the Year threw out a pair of runners attempting to steal.

LSU SWEEPS UNDER ARMOUR TOURNEY

LSU swept through the rain-shortened USF Under Armour Showcase, on its way to tying for the tournament championship. The Tigers were one of only two of the 20-team field to go through play unscathed, joining Penn State with an unblemished record. Due to rain on Friday, the tournament was shortened to only pool play as the bracket play scheduled for Sunday was cancelled.

HOFER SWEEPS WEEKLY HONORS

Dani Hofer swept SEC and Louisiana Pitcher of the Week honors on March 10. Hofer went 2-0 with a pair of complete-game wins over No. 16 Georgia. In the series finale, she threw a one-hitter, allowing only a lone single with one out in the top of the seventh. For the week, she allowed only one earned run while recording 21 strikeouts. Georgia batted only .100 against her in 14 innings on just five hits and a 0.50 earned run average.

LSU SWEEPS NO. 16 GEORGIA

For the first time since 2002, LSU earned an SEC series sweep over No. 16 Georgia. It also marked the first series win over the Bulldogs in the same time period. After winning the first 17 meetings in the all-time series, LSU dropped 12 of the last 19 contests before the 2008 series. The Tigers' only conference series loss last season was to Georgia in the final SEC series of the year, costing LSU the SEC Championship. This season, the Tigers avenged the losses with three wins, including a convincing 8-1 win in game one. Georgia was held to only two hits over the final two games as LSU won, 1-0 and 5-2.

DOUBLE-FIGURE INNING

LSU began 2008 with a bang, scoring 10 runs in the top of the first inning against St. John's in the opener. It marked only the fifth time in school history the Tigers had scored more than 10 runs in an inning. LSU scored a school record 15 runs in the fourth against Nicholls State on April 1, 2004.

ROESSNER TIES HOME RUN MARK

Against Southern Miss in the Easton Purple & Gold Challenge, senior **Killian Roessner** tied the LSU single-game record for home runs with two round trippers. The catcher recorded two-run homers in back-to-back at-bats in the fourth and fifth innings. Roessner tied the record of two home runs in a game, which has been accomplished 21 times in Tiger softball history, most recently before Roessner by Rachel Mitchell against Stanford in the NCAA Regional Championship Game on May 19, 2008.

LSU WINS PURPLE & GOLD CHALLENGE

LSU won five of its six games in the Easton Purple & Gold Challenge to claim the tournament title. It marked the eighth Purple & Gold Challenge title for the Tigers in the nine years the tournament has been played (the eighth was cancelled due to weather and no championship was awarded). The Tigers are now 38-3 all-time in the Purple & Gold Challenge. **Tayl'r Hollis** earned Most Valuable Player honors, while **Shannon Stein** and **Killian Roessner** were named to the All-Tournament team.

MULTIPLE-HIT GAMES

| NAME | 2 | 3 | 4 | 5+ | TOT |
|-------------------|-----------|----------|----------|----------|-----------|
| Shannon Stein | 5 | 3 | - | - | 8 |
| Rachel Mitchell | 6 | 1 | - | - | 7 |
| Dee Dee Henderson | 3 | 2 | - | - | 5 |
| Tayl'r Hollis | 5 | - | - | - | 5 |
| Killian Roessner | 4 | 1 | - | - | 5 |
| Jazz Jackson | 3 | 1 | - | - | 4 |
| Quinlan Duhon | 3 | - | - | - | 3 |
| Erika Sluss | 1 | 1 | - | - | 2 |
| Ashley Applegate | 1 | - | - | - | 1 |
| Casey Faile | 1 | - | - | - | 1 |
| TOTAL | 32 | 9 | 0 | 0 | 41 |

MULTIPLE-RBI GAMES

| NAME | 2 | 3 | 4 | 5+ | TOT |
|------------------|-----------|----------|----------|----------|-----------|
| Killian Roessner | 7 | 3 | - | - | 10 |
| Tayl'r Hollis | 2 | 3 | - | 1 | 6 |
| Rachel Mitchell | 4 | 1 | 1 | - | 6 |
| Quinlan Duhon | 3 | - | - | - | 3 |
| Erika Sluss | 2 | 1 | - | - | 3 |
| Shannon Stein | 3 | - | - | - | 3 |
| Ashley Applegate | 1 | - | - | - | 1 |
| Casey Faile | - | 1 | - | - | 1 |
| TOTAL | 22 | 9 | 1 | 1 | 33 |

CAREER MULTIPLE-HIT GAMES

| NAME | 2 | 3 | 4 | 5+ | TOT |
|-------------------|----|---|---|----|-----|
| Killian Roessner | 30 | 5 | 2 | - | 37 |
| Quinlan Duhon | 25 | 5 | - | - | 30 |
| Jazz Jackson | 19 | 5 | 3 | - | 27 |
| Rachel Mitchell | 16 | 5 | - | - | 21 |
| Shannon Stein | 13 | 4 | - | - | 17 |
| Tayl'r Hollis | 12 | 2 | - | - | 14 |
| Dee Dee Henderson | 10 | 4 | - | - | 14 |
| Erika Sluss | 5 | 1 | - | - | 6 |
| Ashley Applegate | 1 | - | - | - | 1 |
| Casey Faile | 1 | - | - | - | 1 |

CAREER MULTIPLE-RBI GAMES

| NAME | 2 | 3 | 4 | 5+ | TOT |
|------------------|----|---|---|----|-----|
| Killian Roessner | 20 | 6 | 2 | - | 28 |
| Quinlan Duhon | 17 | 6 | 1 | 1 | 25 |
| Rachel Mitchell | 8 | 4 | 2 | 1 | 15 |
| Tayl'r Hollis | 8 | 3 | - | 1 | 12 |
| Erika Sluss | 5 | 3 | 1 | - | 9 |
| Shannon Stein | 5 | 1 | - | - | 6 |
| Jazz Jackson | 1 | - | - | - | 1 |
| Ashley Applegate | 1 | - | - | - | 1 |
| Casey Faile | - | 1 | - | - | 1 |

EIGHT LOUISIANA PLAYER/PITCHERS OF THE YEAR

MISCELLANEOUS INFORMATION

BIG INNINGS (4+ RUNS)

| DATE | OPPONENT | RUNS | INNING |
|------|----------------|------|--------|
| 2/15 | St. John's | 10 | 1st |
| 2/15 | St. John's | 4 | 5th |
| 2/16 | Nicholls State | 5 | 6th |
| 2/17 | Ball State | 4 | 6th |
| 2/17 | Nicholls State | 4 | 3rd |
| 2/27 | UL-Monroe | 5 | 1st |
| 2/29 | Southern Miss | 4 | 4th |
| 2/29 | South Alabama | 5 | 6th |
| 3/1 | Tulsa | 4 | 4th |
| 3/8 | No. 16 Georgia | 6 | 2nd |
| 3/11 | Troy | 4 | 3rd |

COME FROM BEHIND WINS

| DATE | OPPONENT | FINAL | DEFICIT |
|------|-----------------------|----------|-------------------|
| 2/17 | Nicholls State | 9-2 | 0-1 (after 2 1/2) |
| 2/22 | Pacific | 2-1 | 0-1 (after 6 1/2) |
| 2/23 | #23 Cal St. Fullerton | 3-2 | 0-2 (after 6) |
| 3/1 | Tulsa | 4-2 | 0-2 (after 3 1/2) |
| 3/11 | Troy | 7-6 (11) | 0-3 (after 2 1/2) |
| 3/14 | Fordham | 8-3 | 1-2 (after 3) |

LOST LEADS

| DATE | OPPONENT | FINAL | LEAD |
|------|-----------------|-------|-------------------|
| 2/23 | #2 Northwestern | 4-6 | 4-3 (after 5) |
| 2/24 | #9 Arizona | 4-7 | 2-1 (after 1 1/2) |

WALK-OFF WINS

| DATE | OPPONENT | FINAL | GW RBI |
|------|---------------|----------|---------------|
| 2/16 | Chattanooga | 9-1 (5) | Roessner (1B) |
| 2/17 | Ball State | 10-2 (6) | Hollis (2B) |
| 2/22 | Pacific | 2-1 | Roessner (HR) |
| 3/11 | Troy | 7-6 (11) | Stein (1B) |
| 3/16 | South Florida | 2-1 (8) | Roessner (1B) |

TIGERS SWEEP TIGER CLASSIC

LSU swept through the Easton Tiger Classic, winning all six games on its way to the tournament championship. It marked the seventh Tiger Classic title (1999, 2000, 2001, 2005, 2006, 2007 and 2008) for the Tigers in the nine years the tournament has been played. The Tigers posted four run-rule wins and outscored their opponents 55-8. The Tigers are now 46-6 all-time in the Tiger Classic. *Shannon Stein* earned Most Valuable Player honors, while *Quinlan Duhon*, *Dani Hofer* and *Tayl'r Hollis* were named to the All-Tournament team.

FOUR EARN PRESEASON SEC HONORS

Four LSU softball players were named to the inaugural Preseason All-Southeastern Conference teams. *Dani Hofer*, an ESPN preseason second-team All-American, *Jazz Jackson* and *Rachel Mitchell* were selected to the first team, while ESPN preseason first-team All-American *Killian Roessner* was named to the second team. The quartet was four of 25 players selected to the teams. The four selections were second among SEC schools, behind only the seven selections from Alabama.

TIGERS PICKED SECOND IN SEC WEST

LSU was picked to win the SEC West in a preseason poll by the league's coaches. The Tigers earned 19 points, just behind Alabama with 11 points. Mississippi State came in third with 33 points, followed by Ole Miss with 48 and Auburn with 49.

Florida led the SEC East with 11 points. Tennessee was second with 19 points followed by Georgia with 29 points. South Carolina and Kentucky completed the division with 35 and 46 points respectively.

Alabama was also picked to win the overall SEC title with eight championship votes, while Florida had two votes and LSU had one.

WESTERN DIVISION

- Alabama 11
- LSU 19**
- Mississippi State 33
- Auburn 35
- Ole Miss 48
- Arkansas 49

EASTERN DIVISION

- Florida 11
- Tennessee 19
- Georgia 29
- South Carolina 35
- Kentucky 46

OVERALL CHAMPION: Alabama (8), Florida (2), LSU (1).

TWO NAMED PRESEASON ALL-AMERICANS

Killian Roessner and *Dani Hofer* were named ESPN Preseason All-Americans. *Roessner* was a 2007 first-team All-American and Diamond Sports National Catcher of the Year. *Hofer* earned 2007 first-team All-SEC and second-team NFCA All-South Region honors while also being named the Louisiana Pitcher of the Year.

GAMES BY STARTING POSITION

| CATCHER | 2008 | CAREER |
|-------------------|------|--------|
| Killian Roessner | 26 | 172 |
| Erika Sluss | 2 | 3 |
| FIRST BASE | NO. | REC. |
| Erika Sluss | 20 | 20 |
| Quinlan Duhon | 8 | 8 |
| SECOND BASE | NO. | REC. |
| Shannon Stein | 27 | 75 |
| Ashley Applegate | 1 | 1 |
| Erika Sluss | - | 4 |
| THIRD BASE | NO. | REC. |
| Jessica Mouse | 23 | 23 |
| Erika Sluss | 5 | 18 |
| Tayl'r Hollis | - | 52 |
| Rachel Mitchell | - | 3 |
| SHORTSTOP | NO. | REC. |
| Tayl'r Hollis | 28 | 28 |
| LEFT FIELD | NO. | REC. |
| Quinlan Duhon | 16 | 37 |
| Ashley Applegate | 7 | 7 |
| Rachel Mitchell | 5 | 21 |
| Jazz Jackson | - | 49 |
| Dee Dee Henderson | - | 1 |
| Erika Sluss | - | 2 |
| CENTER FIELD | NO. | REC. |
| Jazz Jackson | 28 | 28 |
| RIGHT FIELD | NO. | REC. |
| Rachel Mitchell | 23 | 57 |
| Dee Dee Henderson | 5 | 6 |
| Quinlan Duhon | - | 115 |
| Shannon Stein | - | 3 |
| Erika Sluss | - | 2 |
| DESIGNATED PLAYER | NO. | REC. |
| Dee Dee Henderson | 22 | 56 |
| Casey Faile | 3 | 3 |
| Killian Roessner | 1 | 8 |
| Tiffany Garcia | 1 | 1 |
| Tiffany Shaw | 1 | 1 |
| Jazz Jackson | - | 13 |
| Quinlan Duhon | - | 11 |
| Erika Sluss | - | 8 |
| Rachel Mitchell | - | 3 |
| Shannon Stein | - | 3 |

FOUR LOUISIANA NEWCOMERS OF THE YEAR

HITTING STREAKS

| NAME | NOW | '08 | CAREER |
|-------------------|-----|-----|--------|
| Jazz Jackson | 3 | 11 | 13 |
| Killian Roessner | 6 | 7 | 7 |
| Shannon Stein | - | 6 | 7 |
| Quinlan Duhon | - | 5 | 9 |
| Tayl'r Hollis | - | 5 | 15 (*) |
| Rachel Mitchell | 2 | 5 | 5 |
| Casey Faile | 4 | 4 | 4 |
| Erika Sluss | 4 | 4 | 5 |
| Ashley Applegate | - | 3 | 3 |
| Dee Dee Henderson | 1 | 3 | 15 (*) |
| Jessica Mouse | - | 2 | 2 |

* - School record

SEC HITTING STREAKS

| NAME | NOW | '08 | CAREER |
|-------------------|-----|-----|--------|
| Tayl'r Hollis | - | - | 12 |
| Jazz Jackson | - | 2 | 11 |
| Dee Dee Henderson | - | 1 | 6 |
| Shannon Stein | 1 | 1 | 6 |
| Quinlan Duhon | - | 1 | 4 |
| Rachel Mitchell | 1 | 1 | 4 |
| Killian Roessner | 1 | 1 | 3 |
| Erika Sluss | 2 | 2 | 2 |
| Casey Faile | 1 | 1 | 1 |
| Jessica Mouse | - | 1 | 1 |

DUO NAMED TO WATCH LIST

Killian Roessner and *Dani Hofer* were two of 50 players named to the seventh annual USA Softball Collegiate Player of the Year watch list. The pair were two of 10 players from the SEC named to the initial watch list. LSU is among 12 schools, including three SEC schools, that have multiple players on the list. *Roessner* was a 2007 first-team All-American and Diamond Sports National Catcher of the Year. *Hofer* earned 2007 first-team All-SEC and second-team NFCA All-South Region honors while also being named the Louisiana Pitcher of the Year.

TRIO CHOSEN 2008 TEAM CAPTAINS

Seniors *Quinlan Duhon*, *Shannon Stein* and *Dee Dee Henderson* were selected as the captains for the 2008 season. *Stein* is entering her second season as a team captain after also serving as one of three captains last year. This is the first season as a team captain for both *Duhon* and *Henderson*.

GAME-WINNING RBIS

QUINLAN DUHON (2)

| DATE | OPPONENT | ACTION | INNING | FINAL |
|---------|-------------|--------------|---------------------|----------|
| Feb. 15 | St. John's | 2-RBI single | Top of the first | 14-0 (5) |
| Feb. 16 | Chattanooga | 2-RBI double | Bottom of the first | 6-1 (5) |

CASEY FAILE (3)

| DATE | OPPONENT | ACTION | INNING | FINAL |
|----------|----------------|----------------|---------------------|-------|
| March 2 | South Alabama | Home run | Bottom of the fifth | 1-0 |
| March 9 | No. 16 Georgia | 3-run home run | Bottom of the fifth | 5-2 |
| March 15 | Purdue | RBI double | Bottom of the fifth | 4-0 |

DEE DEE HENDERSON (1)

| DATE | OPPONENT | ACTION | INNING | FINAL |
|---------|----------------------------|------------|-------------------|-------|
| Feb. 23 | No. 23 Cal State Fullerton | RBI single | Top of the eighth | 3-2 |

TAYL'R HOLLIS (2)

| DATE | OPPONENT | ACTION | INNING | FINAL |
|---------|------------------|----------------|---------------------|-------|
| Feb. 27 | Louisiana-Monroe | 3-run home run | Bottom of the first | 9-2 |
| Feb. 29 | South Alabama | RBI double | Bottom of the first | 7-0 |

JAZZ JACKSON (2)

| DATE | OPPONENT | ACTION | INNING | FINAL |
|---------|------------------------|------------|---------------------|-------|
| Feb. 19 | Southeastern Louisiana | RBI single | Bottom of the third | 7-0 |
| March 8 | No. 16 Georgia (2) | RBI single | Bottom of the fifth | 1-0 |

RACHEL MITCHELL (3)

| DATE | OPPONENT | ACTION | INNING | FINAL |
|---------|--------------------|--------------|---------------------|-------|
| Feb. 17 | Nicholls State | 2-run double | Bottom of the third | 9-2 |
| March 2 | Tulsa | 2-run single | Bottom of the first | 6-1 |
| March 8 | No. 16 Georgia (1) | RBI double | Bottom of the first | 8-1 |

KILLIAN ROESSNER (5)

| DATE | OPPONENT | ACTION | INNING | FINAL |
|----------|----------------|----------------|-----------------------|---------|
| Feb. 15 | Ball State | RBI walk | Bottom of the first | 4-2 |
| Feb. 22 | Pacific | 2-run home run | Bottom of the seventh | 2-1 |
| Feb. 29 | Southern Miss | 2-run home run | Top of the fifth | 8-5 |
| March 14 | Oklahoma State | RBI double | Top of the first | 2-0 |
| March 16 | South Florida | RBI single | Bottom of the eighth | 2-1 (8) |

ERIKA SLUSS (1)

| DATE | OPPONENT | ACTION | INNING | FINAL |
|---------|----------------|----------------|-------------------|---------|
| Feb. 16 | Nicholls State | 3-run home run | Top of the second | 9-1 (6) |

SHANNON STEIN (1)

| DATE | OPPONENT | ACTION | INNING | FINAL |
|----------|----------|------------|--------------------|----------|
| March 11 | Troy | RBI single | Bottom of the 11th | 7-6 (11) |

2001 NATIONAL COACHING STAFF OF THE YEAR

LSU VS. LOUISIANA TEAMS

In 2008, the Tigers have nine games against Louisiana schools, including three against Nicholls State, two against Southeastern Louisiana and UL-Monroe, and one against McNeese State. LSU is 108-5 (.956) all-time against in-state schools. The Tigers had their 55-game winning streak snapped on April 25, 2007, vs. Southeastern Louisiana, after not having lost to a Louisiana school since an April 18, 2001 loss to UL-Lafayette, 2-1. The Tigers boast undefeated records against Centenary (13-0), Grambling State (6-0), Louisiana Tech (10-0), UL-Monroe (3-0), McNeese State (16-0), Northwestern State (22-0) and Southern (5-0). LSU's only losses to in-state schools have come to UL-Lafayette, Southeastern Louisiana and Nicholls State. The Tigers are 12-3 (.800) all-time against ULL, 10-1 (.909) against the Lady Lions and 14-1 (.933) all-time against the Lady Colonels.

TIGERS IN SEC OPENERS

LSU is 11-2 all-time in SEC openers, including a 6-0 record in Tiger Park and a 4-2 record on the road. The Tigers topped Georgia, 8-1, to open league play this season. The Tigers dropped their only two SEC openers in school history, 4-3, to South Carolina on the road in 2005 and 2-1 to Ole Miss on the road in 2007. The Tigers have outscored their opponents 70-20 in conference openers. LSU also dropped its only SEC opening series in 2005, losing 2-of-3 to the Gamecocks, after winning the previous eight opening series. The Tigers have now combined for a 30-6 record in SEC-opening series. The Tigers' only losses were single games to Auburn in 2000, Florida in 2001, Tennessee in 2003 and Ole Miss in 2007.

TIGERS IN SEASON OPENERS

Since the Tigers reinstated softball in 1997, LSU is 11-1 in season openers, including a 9-0 record at Tiger Park. The Tigers' only season opening loss was a 5-3 loss to Illinois to open the 2005 season at the UNLV Softball Classic. This season, LSU topped St. John's, 14-0, in five innings in the season opener as part of the Easton Tiger Classic at Tiger Park. In 11 season openers, LSU has outscored its opponents 119-9 overall, and has posted eight shutouts.

INNING-BY-INNING

| SCORE BY INNINGS | 1 | 2 | 3 | 4 | 5 | 6 | 7 | 8 | 9 | 10 | 11 | TOTALS |
|------------------|----|----|----|----|----|----|---|---|---|----|----|--------|
| LSU | 28 | 21 | 16 | 24 | 23 | 31 | 4 | 2 | 0 | 0 | 1 | 150 |
| Opponents | 8 | 5 | 12 | 7 | 7 | 9 | 5 | 0 | 0 | 0 | 0 | 53 |

NCAA SOFTBALL SINCE 1997...

TOP 10 PROGRAMS BY WINNING PCT.

| | | | |
|-----|--------------|----------------|-------------|
| 1. | Arizona | 622-104-1 | .856 |
| 2. | UCLA | 545-138-1 | .798 |
| 3. | Michigan | 576-146-4 | .796 |
| 4. | LSU | 604-156 | .795 |
| 5. | UL-Lafayette | 555-146 | .792 |
| 6. | Oklahoma | 570-172-2 | .767 |
| 7. | Fresno State | 549-184 | .749 |
| 8. | DePaul | 518-179-3 | .742 |
| 9. | Alabama | 569-199 | .741 |
| 10. | Washington | 517-209-2 | .712 |

TOP 10 PROGRAMS BY WINS

| | | | |
|-----|---------------|----------------|-------------|
| 1. | Arizona | 622-104-1 | .856 |
| 2. | LSU | 604-156 | .795 |
| 3. | Michigan | 576-146-4 | .796 |
| 5. | Oklahoma | 570-172-2 | .767 |
| 4. | Alabama | 569-199 | .741 |
| 6. | UL-Lafayette | 555-146 | .792 |
| 7. | Florida State | 552-239-2 | .697 |
| 8. | Fresno State | 549-184 | .749 |
| 9. | UCLA | 545-138-1 | .798 |
| 10. | California | 542-240 | .693 |

TOP 10 PROGRAMS BY WINS PER YEAR

| | | |
|-----|---------------|-------------|
| 1. | Arizona | 55.0 |
| 2. | LSU | 52.7 |
| 3. | Michigan | 50.5 |
| 4. | Oklahoma | 49.6 |
| | Alabama | 49.6 |
| 6. | UL-Lafayette | 48.7 |
| 7. | Florida State | 48.3 |
| 8. | Fresno State | 47.8 |
| 9. | UCLA | 47.2 |
| 10. | California | 47.0 |

THIS POINT IN THE SEASON

| YEAR | 65 GAMES | FINAL |
|------|----------|-------|
| 1997 | 44-14 | 44-14 |
| 1998 | 54-11 | 58-14 |
| 1999 | 56-9 | 56-10 |
| 2000 | 55-10 | 59-13 |
| 2001 | 56-9 | 59-11 |
| 2002 | 55-10 | 56-11 |
| 2003 | 49-16 | 50-18 |
| 2004 | 55-10 | 57-12 |
| 2005 | 31-23 | 31-23 |
| 2006 | 53-12 | 55-14 |
| 2007 | 55-10 | ??? |

IN THE LSU RECORD BOOKS

MOST CAREER STOLEN BASES

| | | | |
|-----------|-----------|--------------------------|--------------|
| 1. | 155 | Dee Douglas | 1998-01 |
| 2. | 99 | DEE DEE HENDERSON | 2005- |
| T-3. | 79 | Trena Peel | 1999-02 |
| | 79 | Tara Asbill | 1997-00 |
| 5. | 71 | Camille Harris | 2003-06 |

HIGHEST STOLEN BASE PCT. (min. 50 attempts)

| | | | |
|-----------|-------------|--------------------------|--------------|
| 1. | .900 | DEE DEE HENDERSON | 2005- |
| 2. | .876 | Dee Douglas | 1998-01 |
| 3. | .849 | Tara Asbill | 1997-00 |
| 4. | .838 | Leslie Klein | 2004-07 |
| 5. | .835 | Camille Harris | 2003-06 |

MOST SACRIFICE FLIES

| | | | |
|-------------|-----------|-------------------------|--------------|
| 1. | 15 | Tara Asbill | 1997-00 |
| T-2. | 11 | QUINLAN DUHON | 2005- |
| | 11 | Leslie Klein | 2004-07 |
| 4. | 10 | Vanessa Soto | 2005-07 |
| 5. | 9 | Stephanie Hastings | 1998-01 |
| | 9 | Stacey Newton | 1997-00 |
| T-7. | 8 | KILLIAN ROESSNER | 2005- |
| | 8 | Ashlee Ducote | 1997-00 |

MOST CAREER WINS

| | | | |
|-----------|-----------|-------------------|--------------|
| 1. | 120 | Britni Sneed | 1999-02 |
| 2. | 89 | Kristin Schmidt | 2002-04 |
| 3. | 84 | Emily Turner | 2004-07 |
| 4. | 68 | Ashley Lewis | 1999-01 |
| 5. | 52 | DANI HOFER | 2006- |

MOST CAREER APPEARANCES

| | | | |
|-----------|-----------|-------------------|--------------|
| 1. | 175 | Britni Sneed | 1999-02 |
| 2. | 140 | Emily Turner | 2004-07 |
| 3. | 132 | Kristin Schmidt | 2002-04 |
| 4. | 98 | Ashley Lewis | 1999-01 |
| 5. | 85 | Julie Stashko | 1997-00 |
| 6. | 77 | DANI HOFER | 2006- |

MOST CAREER GAMES STARTED

| | | | |
|-----------|-----------|-------------------|--------------|
| 1. | 143 | Britni Sneed | 1999-02 |
| 2. | 123 | Emily Turner | 2004-07 |
| 3. | 112 | Kristin Schmidt | 2002-04 |
| 4. | 82 | Ashley Lewis | 1999-01 |
| 5. | 65 | DANI HOFER | 2006- |

MOST CAREER COMPLETE GAMES

| | | | |
|-----------|-----------|-------------------|--------------|
| 1. | 106 | Britni Sneed | 1999-02 |
| 2. | 95 | Kristin Schmidt | 2002-04 |
| 3. | 92 | Emily Turner | 2004-07 |
| 4. | 48 | DANI HOFER | 2006- |

MOST CAREER SHUTOUTS

| | | | |
|-----------|-----------|-------------------|--------------|
| 1. | 55 | Britni Sneed | 1999-02 |
| 2. | 38 | Emily Turner | 2004-07 |
| 3. | 37 | Kristin Schmidt | 2002-04 |
| 4. | 19 | DANI HOFER | 2006- |

MOST INNINGS PITCHED

| | | | |
|-----------|--------------|-------------------|--------------|
| 1. | 976.1 | Britni Sneed | 1999-02 |
| 2. | 782.0 | Kristin Schmidt | 2002-04 |
| 3. | 778.1 | Emily Turner | 2004-07 |
| 4. | 515.2 | Ashley Lewis | 1999-01 |
| 5. | 412.2 | DANI HOFER | 2006- |

MOST CAREER STRIKEOUTS

| | | | |
|-----------|------------|-------------------|--------------|
| 1. | 1,370 | Britni Sneed | 1999-02 |
| 2. | 907 | Kristin Schmidt | 2002-04 |
| 3. | 778 | Emily Turner | 2004-07 |
| 4. | 547 | DANI HOFER | 2006- |

MOST CAREER STRIKEOUTS PER SEVEN INNINGS

| | | | |
|-----------|-------------|-------------------|--------------|
| 1. | 9.82 | Britni Sneed | 1999-02 |
| 2. | 9.28 | DANI HOFER | 2006- |
| 2. | 8.12 | Kristin Schmidt | 2002-04 |
| 3. | 7.00 | Emily Turner | 2004-07 |
| 4. | 6.01 | Ashley Lewis | 1999-01 |

LOWEST CAREER OPPONENTS BATTING AVG.

| | | | |
|-----------|-------------|-------------------|--------------|
| 1. | .147 | Britni Sneed | 1999-02 |
| 2. | .157 | Ashley Lewis | 1999-01 |
| 3. | .171 | Dani Hofer | 2006- |
| 4. | .196 | Kristin Schmidt | 2002-04 |
| 5. | .203 | Emily Turner | 2004-07 |

HIGHEST CAREER FIELDING PERCENTAGE

| | | | |
|-------------|-------------|-------------------------|--------------|
| 1. | .992 | Kristen Hobbs | 2004-07 |
| T-2. | .991 | KILLIAN ROESSNER | 2005- |
| | .991 | Jennie Reeves | 2000-03 |
| | .991 | Leigh Ann Danos | 2002-04 |
| 5. | .988 | Jennifer Schuelke | 1998-01 |

MOST CAREER PUTOUTS

| | | | |
|-----------|-------------|-------------------------|--------------|
| 1. | 1616 | Shaunte' Fremin | 1997-00 |
| 2. | 1307 | KILLIAN ROESSNER | 2005- |
| 3. | 1193 | Jennifer Schuelke | 1998-01 |
| 4. | 1125 | Jennie Reeves | 2000-03 |

MOST CAREER RUNNERS PICKED OFF

| | | | |
|-----------|----------|-------------------------|--------------|
| 1. | 12 | Jennie Reeves | 2000-03 |
| 2. | 8 | KILLIAN ROESSNER | 2005- |
| 3. | 6 | Jennifer Schuelke | 1998-01 |
| 4. | 4 | Leigh Ann Danos | 2002-04 |
| | 4 | Ashlee Ducote | 1997-00 |

MOST CAREER RUNNERS CAUGHT STEALING BY

| | | | |
|-----------|-----------|-------------------------|--------------|
| 1. | 52 | KILLIAN ROESSNER | 2005- |
| 2. | 33 | Jennie Reeves | 2000-03 |
| 3. | 32 | Jennifer Schuelke | 1998-01 |
| 4. | 18 | Leigh Ann Danos | 2002-04 |
| 5. | 14 | Stephanie Hastings | 1998-01 |

LOWEST CAREER STOLEN BASES AGAINST PCT.

| | | | |
|-----------|-------------|-------------------------|--------------|
| 1. | .591 | KILLIAN ROESSNER | 2005- |
| 2. | .700 | Leigh Ann Danos | 2002-04 |
| 3. | .719 | Jennifer Schuelke | 1998-01 |
| 4. | .732 | Jennie Reeves | 2000-03 |

IN THE SEC RECORD BOOK

MOST CAREER STOLEN BASES

| | | | |
|-------------|-----------|--------------------------|--------------|
| 1. | 257 | Nicole Barber, UGA | 2001-04 |
| 2. | 155 | Dee Douglas, LSU | 1998-01 |
| 3. | 141 | Iyhia McMichael, MSU | 2001-04 |
| 4. | 133 | Kelly Kretschman, UA | 1998-01 |
| 5. | 120 | Lindsey Schutzler, UT | 2003-06 |
| T-6. | 99 | DEE DEE HENDERSON | 2005- |
| | 99 | Michelle Tyree, UGA | 2000-03 |
| 8. | 90 | Keri McCallum, MSU | 1997-00 |
| T-9. | 85 | Sarah Fekete, UT | 2003-06 |
| | 85 | India Chiles, UT | 2003-06 |

THE LAST TIME LSU...

- ▶ **SCORED 10 OR MORE RUNS:**
.....vs. Ball State (10), 2/17/08
- ▶ **SCORED 15 OR MORE RUNS:**
.....vs. Texas Southern (19), 2/22/06
- ▶ **SCORED 20 OR MORE RUNS:**
.....vs. Grambling State (20), 2/15/06
- ▶ **ALLOWED 10 OR MORE RUNS:**
.....vs. Georgia (13), 5/5/07
- ▶ **ALLOWED 15 OR MORE RUNS:**
.....Never
- ▶ **RECORDED 10 OR MORE HITS:**
.....vs. Fordham (10), 3/14/08
- ▶ **RECORDED 15 OR MORE HITS:**
.....vs. Troy (15), 3/11/08
- ▶ **RECORDED 20 OR MORE HITS:**
.....vs. Alcorn State (21), 2/20/04
- ▶ **HIT SIX OR MORE DOUBLES:**
.....vs. Grambling State (8), 2/15/06
- ▶ **HIT THREE OR MORE TRIPLES:**
.....vs. Alcorn State (3), 2/20/04
- ▶ **HIT FOUR OR MORE HOME RUNS:**
.....vs. No. 16 Stanford (5), 5/19/07
- ▶ **STOLE SEVEN OR MORE BASES:**
.....vs. Nicholls State (10), 2/16/08
- ▶ **DREW 10 OR MORE WALKS:**
.....vs. Memphis (10), 2/11/07
- ▶ **PITCHED A NO-HITTER:**
.....vs. Arkansas, 4/21/07
- ▶ **PITCHED 15 OR MORE STRIKEOUTS:**
.....vs. South Florida (16), 3/16/08
- ▶ **COMMITTED 4 OR MORE ERRORS:**
.....vs. Georgia (4), 5/5/06
- ▶ **DEFEATED A RANKED TEAM:**
.....vs. No. 16 Georgia (5-2), 3/9/08
- ▶ **DEFEATED A TOP-FIVE RANKED TEAM:**
.....vs. No. 2 Alabama (4-1), 5/11/07
- ▶ **LOST TO AN UNRANKED OPPONENT:**
.....vs. Penn State (0-3), 3/1/08

LSU VS. CONFERENCES

| | | |
|----------------|-----|-------|
| Atlantic 10 | 1-0 | 1.000 |
| Big Ten | 1-2 | .333 |
| Big 12 | 1-0 | 1.000 |
| Big East | 2-0 | 1.000 |
| Big West | 2-0 | 1.000 |
| Conference USA | 3-0 | .000 |
| Mid-America | 2-0 | 1.000 |
| Pac-10 | 0-1 | .000 |
| Southeastern | 3-0 | 1.000 |
| Southern | 1-0 | 1.000 |
| Southland | 4-0 | 1.000 |
| Sun Belt | 4-1 | .800 |

THE LAST TIME A TIGER...

- SCORED THREE RUNS IN A GAME:**Rachel Mitchell vs. Chattanooga, 2/16/08
- SCORED FOUR RUNS IN A GAME:**Jazz Jackson vs. Alcorn State, 2/27/07
- HAD FOUR HITS IN A GAME:**Killian Roessner vs. Arkansas, 4/21/07
- HAD FIVE HITS IN A GAME:**Lauren Castle at Mississippi State, 3/31/05
- HAD FIVE RBIS IN A GAME:**Tayl'r Hollis (5) vs. St. John's, 2/15/08
- HAD SIX RBIS IN A GAME:**Vanessa Soto (6) vs. Centenary, 2/10/07
- HAD SEVEN RBIS IN A GAME:**Stephanie Hill vs. Nicholls State, 4/1/04
- HAD TWO DOUBLES IN A GAME:**Rachel Mitchell vs. South Carolina, 5/10/07
- HAD THREE DOUBLES IN A GAME:**Tessa Lynam vs. Jackson State, 2/28/03
- HAD TWO TRIPLES IN A GAME:**Leslie Klein vs. Alcorn State, 1/20/04
- HAD TWO HOME RUNS IN A GAME:**Killian Roessner vs. Southern Miss, 2/29/08
- HIT A GRAND SLAM:**Rachel Mitchell vs. Stanford, 5/19/07
- LEAD OFF GAME WITH HOME RUN:**Camille Harris vs. Arkansas, 4/6/05
- LEAD OFF INNING WITH HOME RUN:**Killian Roessner vs. Oklahoma State, 3/14/08
- HIT AN INSIDE-THE-PARK HOME RUN:**LaDonia Hughes vs. Centenary, 2/6/04
- HIT A WALK-OFF HOME RUN:**Killian Roessner vs. Pacific, 2/22/08
- HAD EIGHT TOTAL BASES IN A GAME:**Killian Roessner (8) vs. Southern Miss, 2/29/08
- HAD NINE TOTAL BASES IN A GAME:**Killian Roessner (10) vs. Centenary, 3/21/07
- HAD 10 TOTAL BASES IN A GAME:**Killian Roessner (10) vs. Centenary, 3/21/07
- HAD 13 TOTAL BASES IN A GAME:**Ashlee Ducote at South Carolina, 4/14/00
- DREW THREE WALKS IN A GAME:**Jessica Mouse (3) vs. South Alabama, 2/29/08
- DREW FOUR WALKS IN A GAME:**Rachel Mitchell (4) vs. Missouri State, 2/16/07
- DREW TWO INTENTIONAL WALKS IN A GAME:**Killian Roessner vs. Troy, 3/11/08
- DREW THREE INTENTIONAL WALKS IN A GAME:**Stephanie Hill vs. Ole Miss, 4/17/04
- HIT BY PITCH TWICE IN A GAME:**Shannon Stein vs. Stanford, 5/19/07
- STRUCK OUT THREE TIMES IN A GAME:**Dee Dee Henderson vs. Northwestern, 2/23/08
- STRUCK OUT FIVE TIMES IN A GAME:**Ashley Lewis vs. Southern Miss, 5/20/00
- HAD TWO SACRIFICES IN A GAME:**Andrea Smith vs. Troy, 2/25/07
- HAD THREE SACRIFICES IN A GAME:**Tara Asbill at Alabama, 5/5/00
- HAD TWO SACRIFICE FLIES IN A GAME:**Leslie Klein vs. McNeese State, 3/7/07
- HAD TWO STOLEN BASES IN A GAME:**Dee Dee Henderson vs. Fordham, 3/14/08
- HAD THREE STOLEN BASES IN A GAME:**Dee Dee Henderson vs. St. John's, 2/15/08
- HAD FOUR STOLEN BASES IN A GAME:**Dee Dee Henderson vs. Texas-San Antonio, 3/13/07
- SEVEN-INNING COMPLETE-GAME SHUTOUT:**Dani Hofer vs. Purdue, 3/15/08
- EXTRA-INNING COMPLETE-GAME SHUTOUT:**Emily Turner vs. Fresno State, (9), 5/18/07
- SEVEN-INNING COMPLETE-GAME ONE-HITTER:**Dani Hofer vs. Georgia, 3/9/07
- TOSSED A PERFECT GAME:**Tiffany Garcia vs. Grambling State, 2/15/06
- TOSSED A NO-HITTER:**Emily Turner vs. Arkansas, 4/21/07
- SEVEN-INNING NO-HITTER:**Emily Turner vs. Arkansas, 4/21/07
- RECORDED 15 STRIKEOUTS IN A GAME:**Dani Hofer vs. South Florida, 3/16/08
- RECORDED 16 STRIKEOUTS IN A GAME:**Dani Hofer vs. South Florida, 3/16/08
- RECORDED 17 STRIKEOUTS IN A GAME:**Kristin Schmidt vs. Ole Miss, 4/18/03
- RECORDED 19 STRIKEOUTS IN A GAME:**Britni Sneed vs. Oklahoma, 5/26/01
- PITCHED 10+ INNINGS:**Dani Hofer vs. South Carolina, 5/10/07
- PITCHED 11+ INNINGS:**Kristin Schmidt vs. Mississippi State, 3/19/02
- PITCHED 13+ INNINGS:**Kristin Schmidt vs. Michigan, 5/27/04
- HAD 17 PUTOUTS:**Leigh Ann Danos vs. South Carolina, 3/13/04
- HAD 18 PUTOUTS:**Jennie Reeves vs. Northwestern State, 5/16/02
- HAD 19 PUTOUTS:**Jennifer Schuelke vs. Oklahoma, 5/26/01
- HAD SIX ASSISTS:**Tayl'r Hollis vs. Fordham, 2/14/08
- HAD SEVEN ASSISTS:**Andrea Smith vs. Georgia, 5/6/07
- HAD EIGHT ASSISTS:**Tara Asbill vs. South Carolina, 5/14/00
- HAD TWO ERRORS:**Dani Hofer vs. Ball State, 2/15/08
- HAD THREE ERRORS:**Andrea Smith (4) vs. Arizona, 5/26/06
- HAD FOUR ERRORS:**Andrea Smith (4) vs. Arizona, 5/26/06

FOUR CoSIDA ACADEMIC ALL-AMERICANS

PITCHING SUPERLATIVES

NO-HITTERS (30) & PERFECT GAMES (3)

- ▶ **Tiffany Garcia vs. Grambling State, 2/15/06**
- ▶ Britni Sneed/Sarah Meadors vs. Tennessee, 3/18/01
- ▶ Sarah KnifeChief vs. Arkansas, 4/17/98

NO-HITTERS (30) & PERFECT GAMES (3)

- ▶ Emily Turner vs. Arkansas, 4/21/07
- ▶ **Dani Hofer vs. Southern Miss, 2/24/07**
- ▶ **Dani Hofer vs. Missouri State, 2/17/07**
- ▶ **Tiffany Garcia vs. Centenary, 2/10/07**
- ▶ **Tiffany Garcia vs. Mississippi Valley, 2/17/06**
- ▶ **Tiffany Garcia vs. Grambling State, 2/15/06 ****
- ▶ **Dani Hofer vs. Arkansas-Pine Bluff, 2/11/06**
- ▶ Kristin Schmidt vs. Centenary, 4/2/03
- ▶ Kristin Schmidt vs. Jackson State, 3/19/03
- ▶ Tessa Lynam vs. Jackson State, 2/28/03
- ▶ Kristin Schmidt/Tessa Lynam vs. Cal Poly, 2/15/03
- ▶ Kristin Schmidt vs. Baylor, 2/7/03
- ▶ Britni Sneed vs. Texas A&M-CC, 5/4/02
- ▶ Britni Sneed vs. Ole Miss, 4/28/02
- ▶ Britni Sneed vs. Southern Miss, 4/24/02
- ▶ Britni Sneed vs. Southern Miss, 4/18/02
- ▶ Britni Sneed vs. Tennessee, 3/16/02
- ▶ Britni Sneed vs. Western Michigan, 2/10/02
- ▶ Britni Sneed vs. Ole Miss, 4/28/01
- ▶ Ashley Lewis vs. Coastal Carolina, 3/28/01
- ▶ Britni Sneed/Sarah Meadors vs. Tenn., 3/18/01 **
- ▶ Britni Sneed vs. Tennessee, 3/17/01
- ▶ Britni Sneed/Sarah Meadors vs. Houston, 3/2/01
- ▶ Britni Sneed/Sarah Meadors vs. East Tenn. State, 2/19/01
- ▶ Britni Sneed vs. Louisiana Tech, 4/11/00
- ▶ Britni Sneed vs. Ole Miss, 3/31/00
- ▶ Ashley Lewis vs. McNeese State, 2/13/99
- ▶ Sarah KnifeChief vs. Arkansas, 4/17/98 **
- ▶ S. KnifeChief/S. Mount vs. Northwestern, 3/25/98
- ▶ Julie Stashko/Sophia Mount vs. Southern, 2/14/98

** - Perfect Game

MISCELLANEOUS

| | |
|-----------------------------|------------------------------------|
| LONGEST GAME | 3:14 vs. Troy (3/11) |
| SHORTEST GAME | 1:26 vs. Penn State (3/1) |
| WINNING STREAK | 12 games |
| LOSING STREAK | Two games |
| ATTENDANCE | 939 in Tiger Classic 2 (2/16) |
| WINNING MARGIN | 14 vs. St. John's (2/15) |
| LOSING MARGIN | 3 - twice, last vs. Penn St. (3/1) |
| DEFICIT OVERCOME .. | 3 vs. Troy (3/11) |
| LEAD LOST | 2 vs. Northwestern (2/23) |
| RUNS IN AN INNING .. | 10 vs. St. John's - 1st (2/15) |

2008 TIGER HOME RUN TRACKER

| NO. | PLAYER | OPPONENT | ON BASE | INNING | OUTS | PITCHER | RESULT |
|-----|----------------------|---------------------|---------|--------|------|-------------|------------|
| 1. | Tayl'r Hollis (1) | St. John's | 2 | 1 | 1 | Sumrall | W 14-0 (5) |
| 2. | Jessica Mouse (1) | St. John's | 0 | 1 | 2 | Sumrall | W 14-0 (5) |
| 3. | Erika Sluss (1) | Nicholls State | 2 | 2 | 1 | Barksdale | W 9-1 (6) |
| 4. | Shannon Stein (1) | Nicholls State | 0* | 6 | 0 | Barksdale | W 9-1 (6) |
| 5. | Quinlan Duhon (1) | Nicholls State | 1 | 6 | 1 | Gros | W 9-1 (6) |
| 6. | Tayl'r Hollis (2) | Chattanooga | 2 | 4 | 1 | Holloway | W 9-1 (5) |
| 7. | Killian Roessner (1) | Southeastern La. | 1 | 3 | 1 | Yoder | W 7-0 |
| 8. | Killian Roessner (2) | Pacific | 1 | 7 | 2 | Engle | W 2-1 |
| 9. | Erika Sluss (2) | Cal State Fullerton | 1 | 7 | 2 | Doucette | W 3-2 (8) |
| 10. | Tayl'r Hollis (3) | Northwestern | 0 | 2 | 2 | Delaney | L 0-1 |
| 11. | Rachel Mitchell (1) | Northwestern | 0* | 4 | 0 | Delaney | L 0-1 |
| 12. | Quinlan Duhon (2) | Northwestern | 0 | 4 | 1 | Delaney | L 0-1 |
| 13. | Tayl'r Hollis (4) | UL-Monroe | 2 | 1 | 2 | Causey | W 9-2 |
| 14. | Rachel Mitchell (2) | UL-Monroe | 1 | 6 | 0 | Rittenhouse | W 9-2 |
| 15. | Killian Roessner (3) | Southern Miss | 0* | 4 | 0 | Harbuck | W 8-5 |
| 16. | Killian Roessner (4) | Southern Miss | 1 | 5 | 0 | Harbuck | W 8-5 |
| 17. | Jessica Mouse (2) | South Alabama | 0* | 2 | 0 | Pilgrim | W 7-0 |
| 18. | Tayl'r Hollis (5) | South Alabama | 1 | 6 | 1 | Pilgrim | W 7-0 |
| 19. | Casey Faile (1) | South Alabama | 0 | 5 | 1 | Pilgrim | W 1-0 |
| 20. | Killian Roessner (5) | Tulsa | 1 | 4 | 2 | Lee | W 6-1 |
| 21. | Rachel Mitchell (3) | Nicholls State | 0 | 3 | 2 | Ensminger | W 3-0 |
| 22. | Jessica Mouse (3) | No. 16 Georgia | 0 | 2 | 1 | Hamilton | W 8-1 |
| 23. | Killian Roessner (6) | No. 16 Georgia | 1 | 4 | 2 | Gaskill | W 5-2 |
| 24. | Casey Faile (2) | No. 16 Georgia | 2 | 5 | 1 | Gaskill | W 5-2 |
| 25. | Killian Roessner (7) | Troy | 0 | 5 | 2 | Williams | W 7-6 (11) |
| 26. | Killian Roessner (8) | Oklahoma State | 0* | 6 | 0 | Crabtree | W 2-0 |

* - Leadoff Home Run

ALL-TIME TIGER GRAND SLAMS

| NO. | PLAYER | OPPONENT | DATE | INNING | OUTS | PITCHER | RESULT |
|------------|----------------------------|-----------------------|----------------------|----------|----------|--------------|---------------|
| 1. | Ashlee Ducote (1) | Grambling State | Feb. 23, 1997 | 3 | 1 | Kennedy | W 9-1 (5) |
| 2. | Shaunte Fremin (1) | Tennessee | April 24, 1998 | 3 | 2 | Ayres | W 8-0 (5) |
| 3. | Trena Peel (1) | Mississippi State | April 10, 1999 | 7 | 1 | Wilkerson | W 5-4 |
| 4. | Tara Asbill (1) | Tennessee | April 30, 1999 | 6 | 0 | Beavers | W 5-0 |
| 5. | Ashlee Ducote (2) | Texas | Feb. 18, 2000 | 8 | 0 | Martinez | W 6-2 |
| 6. | Trena Peel (2) | Illinois-Chicago | Feb. 24, 2001 | 6 | 1 | Ritchie | W 8-0 (5) |
| 7. | Julie Wiese (1) | Coastal Carolina | March 28, 2001 | 6 | 1 | Yates | W 12-2 (5) |
| 8. | Camille Harris (1) | Mississippi State | March 26, 2003 | 5 | 2 | Massey | W 15-13 |
| 9. | Alicia Owen (1) | Ole Miss | April 18, 2003 | 11 | 1 | Brill | W 10-6 |
| 10. | Camille Harris (2) | Auburn | April 24, 2004 | 4 | 2 | Diaz | W 11-0 (5) |
| 11. | Lauren Castle (1) | Stephen F. Austin | Feb. 11, 2006 | 4 | 1 | Carter | W 11-0 (5) |
| 12. | Vanessa Soto (1) | Centenary | Feb. 10, 2007 | 4 | 2 | Greeson | W 9-0 (5) |
| 13. | Kristen Hobbs (1) | Memphis | Feb. 11, 2007 | 9 | 1 | Johnson | W 7-2 |
| 14. | Erika Sluss (1) | Portland State | March 2, 2007 | 4 | 1 | Hill | W 7-0 |
| 15. | Andrea Smith (1) | McNeese State | March 28, 2007 | 2 | 1 | Bram | W 6-0 |
| 16. | Rachel Mitchell (1) | Stanford | May 19, 2007 | 2 | 2 | Penna | W 11-5 |

2004 WOMEN'S COLLEGE WORLD SERIES MVP

TEAM GAME SUPERLATIVES

BATTING

| | | |
|-----------------------|----|--------------------------------|
| At bats..... | 43 | vs. Troy (3/11) |
| Runs scored..... | 14 | vs. St. John's (2/15) |
| Hits..... | 15 | vs. Troy (3/11) |
| RBI's | 13 | vs. St. John's (2/15) |
| Doubles | 4 | vs. Troy (3/11) |
| | 4 | vs. Nicholls State (2/17) |
| Triples | 1 | vs. Nicholls State (2/17) |
| | 1 | vs. Ball State (2/15) |
| | 1 | vs. St. John's (2/15) |
| Home Runs..... | 3 | vs. Northwestern (2/23) |
| | 3 | vs. Nicholls State (2/16) |
| Total Bases | 22 | vs. Troy (3/11) |
| | 22 | vs. St. John's (2/15) |
| Walks | 8 | vs. Georgia (3/8) |
| | 8 | vs. Southern Miss (2/29) |
| | 8 | vs. Nicholls State (2/16) |
| Strikeouts..... | 12 | vs. Arizona (2/24) |
| | 12 | vs. Northwestern (2/23) |
| Sacrifice Hits | 1 | 10 games |
| Sacrifice Flies..... | 2 | vs. Southeastern La. (2/19) |
| | 2 | vs. Nicholls State (2/17) |
| | 2 | vs. Ball State (2/17) |
| Stolen Bases | 10 | vs. Nicholls State (2/16) |
| Hit by Pitch..... | 3 | vs. Troy (3/11) |
| Caught Stealing | 2 | vs. Purdue (3/15) |
| Runners LOB | 15 | vs. Troy (3/11) |
| Hit into DP..... | 2 | vs. Cal State Fullerton (2/23) |
| | 2 | vs. Florida Atlantic (2/22) |

FIELDING

| | | |
|--------------------------|----|---------------------------|
| Putouts..... | 33 | vs. Troy (3/11) |
| Assists | 10 | vs. Ball State (2/17) |
| Errors | 3 | vs. Georgia (3/9) |
| | 3 | vs. Nicholls State (2/17) |
| Passed Balls..... | 2 | vs. UL-Monroe (2/27) |
| Double plays turned..... | 1 | Seven games |

PITCHING

| | | |
|---------------------------|------|-----------------------------|
| Innings pitched | 11.0 | vs. Troy (3/11) |
| Runs Allowed | 7 | vs. Arizona (2/24) |
| Earned Runs Allowed | 7 | vs. Arizona (2/24) |
| Walks Allowed | 7 | vs. Georgia (3/9) |
| | 7 | vs. Arizona (2/24) |
| Strikeouts..... | 16 | vs. South Florida (3/16) |
| | 16 | vs. Troy (3/11) |
| Hits Allowed..... | 11 | vs. Troy (3/11) |
| Doubles Allowed | 3 | vs. Florida Atlantic (2/22) |
| Triples Allowed | 1 | vs. Southern Miss (2/29) |
| | 1 | vs. Arizona (2/24) |
| | 1 | vs. Nicholls State (2/17) |
| Home Runs Allowed..... | 4 | vs. Arizona (2/24) |
| Wild Pitches | 2 | vs. Troy (3/11) |
| | 2 | vs. Arizona (2/24) |
| | 2 | vs. Ball State (2/17) |
| Hit Batters | 2 | vs. Oklahoma State (3/14) |
| | 2 | vs. Northwestern (2/23) |

INDIVIDUAL GAME SUPERLATIVES

BATTING

| | | |
|----------------------|---|---|
| At bats | 6 | Rachel Mitchell vs. Troy (3/11) |
| Runs scored | 3 | Rachel Mitchell vs. Chattanooga (2/16) |
| | 3 | Dee Dee Henderson vs. St. John's (2/15) |
| | 3 | Rachel Mitchell vs. St. John's (2/15) |
| Hits | 3 | Nine games |
| RBI's..... | 5 | Tayl'r Hollis vs. St. John's (2/15) |
| Doubles..... | 1 | 40 games |
| Triples..... | 1 | Rachel Mitchell vs. Nicholls State (2/17) |
| | 1 | Tayl'r Hollis vs. Ball State (2/15) |
| | 1 | Rachel Mitchell vs. St. John's (2/15) |
| Home Runs | 2 | Killian Roessner vs. Southern Miss (2/29) |
| Total Bases | 8 | Killian Roessner vs. Southern Miss (2/29) |
| Walks | 3 | Jessica Mouse vs. Southern Miss (2/29) |
| Strikeouts | 3 | Dee Dee Henderson vs. Northwestern (2/23) |
| Sacrifice Hits..... | 1 | 10 games |
| Sacrifice Flies..... | 1 | 11 games |
| Stolen Bases | 3 | Dee Dee Henderson vs. St. John's (2/15) |
| Hit by Pitch | 1 | 19 games |
| Caught Stealing..... | 1 | Five games |
| Runners LOB | 6 | Quinlan Duhon vs. Troy (3/11) |

FIELDING

| | | |
|--------------------|----|---|
| Putouts | 15 | Killian Roessner vs. South Florida (3/16) |
| | 15 | Killian Roessner vs. Cal State Fullerton (2/23) |
| Assists..... | 6 | Tayl'r Hollis vs. Fordham (3/14) |
| Errors | 2 | Dani Hofer vs. Ball State (2/15) |
| Passed Balls | 2 | Erika Sluss vs. UL-Monroe (2/27) |

PITCHING

| | | |
|--------------------------|-----|---|
| Innings Pitched | 8.0 | Dani Hofer vs. South Florida (3/16) |
| | 8.0 | Dani Hofer vs. Cal State Fullerton (2/23) |
| Runs Allowed..... | 5 | Cody Trahan vs. Southern Miss (2/29) |
| Earned Runs Allowed..... | 5 | Cody Trahan vs. Southern Miss (2/29) |
| Walks Allowed | 7 | Dani Hofer vs. Georgia (3/9) |
| Strikeouts | 16 | Dani Hofer vs. South Florida (3/16) |
| Hits Allowed | 9 | Cody Trahan vs. Florida Atlantic (2/22) |
| Doubles Allowed..... | 3 | Cody Trahan vs. Florida Atlantic (2/22) |
| Triples Allowed | 1 | Cody Trahan vs. Southern Miss (2/29) |
| | 1 | Dani Hofer vs. Arizona (2/24) |
| | 1 | Dani Hofer vs. Nicholls State (2/17) |
| Home Runs Allowed | 3 | Cody Trahan vs. Southern Miss (2/29) |
| Wild Pitches..... | 2 | Tiffany Garcia vs. Troy (3/11) |
| | 2 | Casey Faile vs. Arizona (2/24) |
| | 2 | Tiffany Garcia vs. Ball State (2/17) |
| Hit Batters | 2 | Dani Hofer vs. Oklahoma State (3/14) |

THREE WCWS ALL-TOURNAMENT TEAM SELECTIONS



LSU IN THE SEC RANKINGS



SEC RANKINGS - BATTING (AS OF MARCH 20)

| TEAM LEADERS - ALL GAMES | | TEAM LEADERS - SEC GAMES | |
|--------------------------|-------------|--------------------------|------------|
| BATTING AVERAGE..... | 6th (.288) | BATTING AVERAGE..... | 8th (.221) |
| SLUGGING PERCENTAGE..... | 2nd(.458) | SLUGGING PERCENTAGE..... | 4th (.397) |
| ON-BASE PERCENTAGE..... | 4th (.387) | ON-BASE PERCENTAGE..... | 3rd (.369) |
| RUNS SCORED..... | 7th (150) | RUNS SCORED..... | T-7th (14) |
| HITS..... | 7th (210) | HITS..... | 11th (15) |
| RBI..... | 6th (134) | RBI..... | 6th (13) |
| DOUBLES..... | 3rd (40) | DOUBLES..... | T-8th (3) |
| TRIPLES..... | T-7th (3) | TRIPLES..... | None |
| HOME RUNS..... | 3rd (26) | HOME RUNS..... | 5th (3) |
| TOTAL BASES..... | 6th (334) | TOTAL BASES..... | 10th (27) |
| PLATE APPEARANCES..... | 7th (874) | PLATE APPEARANCES..... | 11th (85) |
| AT BATS..... | 7th (729) | AT BATS..... | 11th (68) |
| WALKS..... | 4th (105) | WALKS..... | T-7th (14) |
| HIT BY PITCH..... | T-4th (19) | HIT BY PITCH..... | T-10th (2) |
| MOST STRIKEOUTS..... | T-9th (108) | MOST STRIKEOUTS..... | 11th (13) |
| SACRIFICE BUNTS..... | 11th (10) | SACRIFICE BUNTS..... | 11th (1) |
| SACRIFICE FLIES..... | 3rd (11) | SACRIFICE FLIES..... | None |
| STOLEN BASES..... | 3rd (69) | STOLEN BASES..... | 3rd (7) |

SEC RANKINGS - PITCHING (AS OF MARCH 20)

| TEAM LEADERS - ALL GAMES | | TEAM LEADERS - SEC GAMES | |
|-------------------------------|-------------|-------------------------------|-------------|
| ERA..... | 5th (1.67) | ERA..... | 1st (0.33) |
| OPPOSING BATTING AVERAGE..... | 3rd (.173) | OPPOSING BATTING AVERAGE..... | 1st (.085) |
| INNINGS PITCHED..... | 7th (193.0) | INNINGS PITCHED..... | 10th (21.0) |
| STRIKEOUTS..... | 2nd (255) | STRIKEOUTS..... | 8th (29) |
| STRIKEOUTS LOOKING..... | 2nd (70) | STRIKEOUTS LOOKING..... | 8th (9) |
| WINS..... | 5th (24) | WINS..... | T-5th (3) |
| LOSSES..... | T-7th (4) | LOSSES..... | None |
| SAVES..... | 9th (1) | SAVES..... | None |
| RUNNERS PICKED OFF..... | None | RUNNERS PICKED OFF..... | None |
| SACRIFICE BUNTS ALLOWED..... | T-8th (15) | SACRIFICE BUNTS ALLOWED..... | None |
| SACRIFICE FLIES ALLOWED..... | T-8th (2) | SACRIFICE FLIES ALLOWED..... | None |
| HITS ALLOWED..... | 2nd (117) | HITS ALLOWED..... | 1st (6) |
| RUNS ALLOWED..... | 3rd (53) | RUNS ALLOWED..... | 1st (3) |
| EARNED RUNS ALLOWED..... | 5th (46) | EARNED RUNS ALLOWED..... | 1st (1) |
| WALKS ALLOWED..... | T-10th (88) | WALKS ALLOWED..... | 1st (10) |
| DOUBLES ALLOWED..... | 2nd (13) | DOUBLES ALLOWED..... | T-1st (1) |
| TRIPLES ALLOWED..... | T-8th (3) | TRIPLES ALLOWED..... | T-1st (0) |
| HOME RUNS ALLOWED..... | 11th (20) | HOME RUNS ALLOWED..... | 1st (0) |
| WILD PITCHES..... | 4th (14) | WILD PITCHES..... | None |
| HIT BATTERS..... | T-10th (9) | HIT BATTERS..... | 10th (1) |

SEC RANKINGS - INDIVIDUAL BATTING (AS OF MARCH 20)

| INDIVIDUAL LEADERS - ALL GAMES | | INDIVIDUAL LEADERS - SEC GAMES | |
|--------------------------------|--|--------------------------------|---|
| BATTING AVERAGE..... | Shannon Stein, 4th (.425) | BATTING AVERAGE..... | None |
| SLUGGING PERCENTAGE..... | Killian Roessner, 4th (.711) | SLUGGING PERCENTAGE..... | Killian Roessner, 3rd (.778) Rachel Mitchell, T-7th (.667) |
| ON-BASE PERCENTAGE..... | Shannon Stein, 9th (.482) | ON-BASE PERCENTAGE..... | Rachel Mitchell, 3rd (.600) Erika Sluss, 6th (.556) |
| RUNS SCORED..... | None | RUNS SCORED..... | None |
| HITS..... | None | HITS..... | None |
| RBI..... | Killian Roessner, 4th (28) Tayl'r Hollis, T-10th (24) | RBI..... | Killian Roessner, T-10th (5) |
| DOUBLES..... | Killian Roessner, T-3rd (8) Rachel Mitchell, T-10th (7) | DOUBLES..... | Rachel Mitchell, T-3rd (2) |
| TRIPLES..... | Rachel Mitchell, T-5th (2) | TRIPLES..... | None |
| HOME RUNS..... | Killian Roessner, T-2nd (8) Tayl'r Hollis, T-11th (5) | HOME RUNS..... | Killian Roessner, T-4th (1) Casey Faile, T-4th (1) |
| TOTAL BASES..... | Killian Roessner, 4th (59) | TOTAL BASES..... | None |
| WALKS..... | Rachel Mitchell, T-8th (16) Jessica Mouse, T-8th (16) | WALKS..... | Rachel Mitchell, T-9th (4) |
| HIT BY PITCH..... | Erika Sluss, T-11th (5) | HIT BY PITCH..... | Erika Sluss, T-7th (1) Dee Dee Henderson, T-7th (1) |
| SACRIFICE BUNTS..... | None | SACRIFICE BUNTS..... | Dee Dee Henderson, T-10th (1) |
| SACRIFICE FLIES..... | None | SACRIFICE FLIES..... | None |
| STOLEN BASES..... | Killian Roessner, T-2nd (3) Dee Dee Henderson, 4th (21) Jazz Jackson, T-7th (12) | STOLEN BASES..... | Tiffany Shaw, T-4th (3) Rachel Mitchell, T-8th (2) Dee Dee Henderson, T-8th (2) |

SEC RANKINGS - INDIVIDUAL PITCHING (AS OF MARCH 20)

| INDIVIDUAL LEADERS - ALL GAMES | | INDIVIDUAL LEADERS - SEC GAMES | |
|--------------------------------|---|--------------------------------|--|
| ERA..... | Dani Hofer, 5th (1.08) | ERA..... | Cody Trahan, T-1st (0.00) Dani Hofer, 3rd (0.50) |
| OPPOSING BATTING AVERAGE..... | Dani Hofer, 1st (.140) Cody Trahan, 8th (.178) | OPPOSING BATTING AVERAGE..... | Cody Trahan, 1st (.048) Dani Hofer, 2nd (.100) |
| INNINGS PITCHED..... | Dani Hofer, 6th (91.0) | INNINGS PITCHED..... | None |
| STRIKEOUTS..... | Dani Hofer, 2nd (143) Cody Trahan, 11th (70) | STRIKEOUTS..... | Dani Hofer, 8th (21) Dani Hofer, 2nd (8) |
| STRIKEOUTS LOOKING..... | Dani Hofer, 1st (45) | STRIKEOUTS LOOKING..... | Dani Hofer, T-4th (2) |
| WINS..... | Dani Hofer, T-3rd (12) Cody Trahan, T-9th (9) | WINS..... | Dani Hofer, T-4th (2) |
| SAVES..... | Dani Hofer, T-11th (1) | SAVES..... | None |
| APPEARANCES..... | Dani Hofer, T-9th (17) | APPEARANCES..... | None |
| GAMES STARTED..... | Dani Hofer, T-4th (15) | GAMES STARTED..... | None |
| SACRIFICE BUNTS ALLOWED..... | None | SACRIFICE BUNTS ALLOWED..... | None |
| SACRIFICE FLIES ALLOWED..... | Tiffany Garcia, T-7th (2) | SACRIFICE FLIES ALLOWED..... | None |
| HITS ALLOWED..... | Casey Faile, 1st (20) Cody Trahan, T-6th (34) | HITS ALLOWED..... | Cody Trahan, 1st (1) Dani Hofer, 2nd (5) Cody Trahan, 1st (0) Dani Hofer, 5th (3) |
| RUNS ALLOWED..... | Casey Faile, T-1st (8) Cody Trahan, T-7th (13) | RUNS ALLOWED..... | Cody Trahan, T-1st (0) Dani Hofer, 3rd (1) Cody Trahan, T-2nd (1) |
| EARNED RUNS ALLOWED..... | Casey Faile, T-3rd (8) | EARNED RUNS ALLOWED..... | Cody Trahan, T-1st (0) Dani Hofer, T-6th (1) |
| WALKS ALLOWED..... | Casey Faile, T-6th (11) | WALKS ALLOWED..... | Cody Trahan, T-1st (0) Dani Hofer, T-6th (1) |
| DOUBLES ALLOWED..... | Casey Faile, T-3rd (3) Cody Trahan, T-3rd (3) | DOUBLES ALLOWED..... | Cody Trahan, T-1st (0) Dani Hofer, T-1st (0) |
| TRIPLES ALLOWED..... | Dani Hofer, 6th (4) | TRIPLES ALLOWED..... | Cody Trahan, T-1st (0) Dani Hofer, T-1st (0) |
| HOME RUNS ALLOWED..... | None | HOME RUNS ALLOWED..... | Cody Trahan, T-1st (0) Dani Hofer, T-1st (0) |
| WILD PITCHES..... | Tiffany Garcia, T-8th (6) | WILD PITCHES..... | None |
| HIT BATTERS..... | Dani Hofer, T-8th (5) | HIT BATTERS..... | None |

1999 • 2001 • 2007 SEC TOURNAMENT CHAMPION • 2002 • 2004



EYES ON THE TIGERS



MOVING UP

Senior **QUINLAN DUHON** needs...

- ▶ Six doubles to move into 10th place on the LSU career doubles list
- ▶ One home run to move into a tie for seventh place on the LSU career home runs list
- ▶ 10 RBIs to move into a tie for 10th place on the LSU career RBIs list
- ▶ Five walks to move into a tie for 10th place on the LSU career walks list
- ▶ One hit by pitch to move into sixth place on the LSU career hit by pitch list
- ▶ One sacrifice fly to move into sole possession of second place on the LSU career sacrifice fly list
- ▶ Five sacrifice flies to break the LSU career sacrifice fly record

Senior **DEE DEE HENDERSON** needs...

- ▶ 14 runs scored to move into ninth place on the LSU career runs scored list
- ▶ 56 stolen bases to break the LSU career stolen bases record
- ▶ 21 stolen bases to move into fifth place on the SEC career stolen base list
- ▶ One stolen base to record her 100th career stolen base

Senior **KILLIAN ROESSNER** needs...

- ▶ Three doubles to move into eighth place on the LSU career doubles list
- ▶ Two home runs to move into eighth place on the LSU career home runs list
- ▶ 309 putouts to break the LSU career putouts record

Junior **DANI HOFER** needs...

- ▶ 16 wins to move into fourth place on the LSU career wins list
- ▶ 53 strikeouts to record 600 strikeouts for her career
- ▶ 231 strikeouts to move into third place on the LSU career strikeouts list

Sophomore **RACHEL MITCHELL** needs...

- ▶ Four home runs to move into a tie for 10th place on the LSU career home runs list

DID YOU KNOW?

- ▶ Senior Killian Roessner earned ASA Women's Major Fastpitch All-American honors in 2005 and 2006 while playing with the Stratford Brakettes. Hitting .500 for the 2006 summer, Roessner posted seven doubles, four triples and five home runs with a team-best 37 RBIs and 22 runs scored. Junior Dani Hofer and former Tiger Lauren Castle were also members of the Brakettes with Roessner in 2006 that won the ASA Women's Major National Championship.
- ▶ Junior Dani Hofer was a guest on ESPN's "Cold Pizza", now known as "First Take" on June 8, 2005, where she was presented with the Gatorade National High School Softball Player of the Year award, becoming the first player from the East Coast to win the prestigious award. Later in the program, she went out onto the street and pitched at a target, without warm-up, that triggered water balloons over the head of ESPN commentators Dana Jacobsen, Jay Crawford and Woody Paige. She hit the target every time and proceeded to get the entire cast wet.
- ▶ In the 11-year history of LSU softball, all 21 of the 21 four-year Tiger letterwinners have gone on to earn their collegiate degrees for a 100.0-percent graduation rate. In addition, 41-of-45 previous letterwinners, who have reached the NCAA standard of six years for graduation, went on to earn diplomas for a 91.1-percent graduation rate. In addition, five former LSU softball non-letterwinners went on to earn their degrees, making it 46-of-50 former Tiger players to have earned collegiate diplomas (92.0-percent).
- ▶ In LSU softball history, the Tigers have run-ruled opponents 135 times and been run-ruled just 10:
 - vs. No. 4 South Carolina, 8-0 (6), April 13, 1997
 - vs. No. 22 USL, 11-2 (5), April 29, 1997
 - vs. No. 4 Washington, 9-0 (5), May 16, 1998
 - vs. No. 4 Texas, 8-0 (6), May 16, 2003
 - vs. No. 10 Alabama, 13-0 (5), March 26, 2005
 - vs. No. 21 Auburn, 8-0 (5), April 24, 2005
 - vs. No. 13 Georgia, 11-0 (5), March 18, 2006
 - vs. No. 6 Tennessee, 10-1 (5), May 6, 2006
 - vs. No. 1 Arizona, 14-5 (5), May 27, 2006
 - vs. Georgia, 13-5 (6), May 5, 2007

1999 • 2001 • 2002 • SEC TOURNAMENT MVP • 2003 • 2004 • 2007

STARTING LINEUPS BY BATTING ORDER

| DATE | OPPONENT | 1st | 2nd | 3rd | 4th | 5th | 6th | 7th | 8th | 9th |
|-------------|---------------------|------------|------------|------------|------------|------------|------------|------------|------------|------------|
| Feb. 15 | St. John's | Henderson | Jackson | Mitchell | Roessner | Duhon | Hollis | Sluss | Mouse | Stein |
| Feb. 15 | Ball State | Henderson | Jackson | Mitchell | Roessner | Hollis | Mouse | Sluss | Stein | Applegate |
| Feb. 16 | Nicholls State | Henderson | Jackson | Mitchell | Roessner | Duhon | Hollis | Mouse | Sluss | Stein |
| Feb. 16 | Chattanooga | Henderson | Applegate | Mitchell | Roessner | Duhon | Hollis | Mouse | Stein | Jackson |
| Feb. 17 | Ball State | Henderson | Jackson | Mitchell | Roessner | Duhon | Hollis | Sluss | Mouse | Stein |
| Feb. 17 | Nicholls State | Henderson | Jackson | Mitchell | Roessner | Duhon | Hollis | Sluss | Mouse | Stein |
| Feb. 19 | Southeastern La. | Henderson | Jackson | Mitchell | Roessner | Hollis | Sluss | Mouse | Stein | Applegate |
| Feb. 22 | Florida Atlantic | Henderson | Jackson | Mitchell | Roessner | Duhon | Hollis | Sluss | Mouse | Stein |
| Feb. 22 | Pacific | Henderson | Jackson | Mitchell | Roessner | Duhon | Hollis | Sluss | Mouse | Stein |
| Feb. 23 | Cal State Fullerton | Henderson | Jackson | Mitchell | Roessner | Duhon | Hollis | Sluss | Mouse | Stein |
| Feb. 23 | Northwestern | Henderson | Jackson | Mitchell | Roessner | Duhon | Hollis | Sluss | Mouse | Stein |
| Feb. 24 | Arizona | Henderson | Jackson | Mitchell | Roessner | Duhon | Hollis | Sluss | Mouse | Stein |
| Feb. 27 | UL-Monroe | Jackson | Stein | Mitchell | Duhon | Hollis | Sluss | Mouse | Applegate | Henderson |
| Feb. 29 | Southern Miss | Mitchell | Stein | Hollis | Duhon | Roessner | Sluss | Mouse | Jackson | Henderson |
| Feb. 29 | South Alabama | Mitchell | Stein | Hollis | Roessner | Duhon | Sluss | Mouse | Jackson | Henderson |
| March 1 | Penn State | Mitchell | Stein | Hollis | Roessner | Duhon | Sluss | Applegate | Jackson | Henderson |
| March 1 | Tulsa | Stein | Mitchell | Hollis | Roessner | Duhon | Sluss | Faile | Applegate | Jackson |
| March 2 | South Alabama | Henderson | Stein | Mitchell | Hollis | Roessner | Duhon | Sluss | Faile | Jackson |
| March 2 | Tulsa | Henderson | Jackson | Hollis | Mitchell | Roessner | Duhon | Sluss | Faile | Stein |
| March 5 | Nicholls State | Henderson | Jackson | Hollis | Mitchell | Roessner | Duhon | Sluss | Faile | Stein |
| March 8 | Georgia | Henderson | Jackson | Hollis | Mitchell | Roessner | Duhon | Sluss | Mouse | Stein |
| March 8 | Georgia | Henderson | Jackson | Hollis | Mitchell | Roessner | Duhon | Sluss | Mouse | Stein |
| March 9 | Georgia | Henderson | Jackson | Hollis | Mitchell | Roessner | Duhon | Sluss | Mouse | Stein |
| March 11 | Troy | Henderson | Jackson | Mitchell | Hollis | Roessner | Duhon | Sluss | Mouse | Applegate |
| March 14 | Fordham | Henderson | Jackson | Mitchell | Roessner | Hollis | Duhon | Faile | Sluss | Stein |
| March 14 | Oklahoma State | Henderson | Jackson | Mitchell | Roessner | Hollis | Sluss | Stein | Mouse | Applegate |
| March 15 | Purdue | Henderson | Jackson | Roessner | Mitchell | Hollis | Sluss | Duhon | Mouse | Stein |
| March 16 | South Florida | Henderson | Jackson | Mitchell | Roessner | Hollis | Faile | Sluss | Mouse | Stein |

30 NCAA REGIONAL ALL-TOURNAMENT TEAM SELECTIONS

STARTING LINEUPS BY POSITION

| DATE | OPPONENT | P | C | 1B | 2B | 3B | SS | LF | CF | RF | DP |
|-------------|---------------------|----------|----------|-----------|-----------|-----------|-----------|-----------|-----------|-----------|-----------|
| Feb. 15 | St. John's | Trahan | Roessner | Sluss | Stein | Mouse | Hollis | Duhon | Jackson | Mitchell | Henderson |
| Feb. 15 | Ball State | Hofer | Roessner | Sluss | Stein | Mouse | Hollis | Applegate | Jackson | Mitchell | Henderson |
| Feb. 16 | Nicholls State | Trahan | Roessner | Sluss | Stein | Mouse | Hollis | Duhon | Jackson | Mitchell | Henderson |
| Feb. 16 | Chattanooga | Hofer | Roessner | Duhon | Stein | Mouse | Hollis | Applegate | Jackson | Mitchell | Henderson |
| Feb. 17 | Ball State | Garcia | Roessner | Sluss | Stein | Mouse | Hollis | Duhon | Jackson | Mitchell | Henderson |
| Feb. 17 | Nicholls State | Hofer | Roessner | Sluss | Stein | Mouse | Hollis | Duhon | Jackson | Mitchell | Henderson |
| Feb. 19 | Southeastern La. | Hofer | Roessner | Sluss | Stein | Mouse | Hollis | Applegate | Jackson | Mitchell | Henderson |
| Feb. 22 | Florida Atlantic | Trahan | Roessner | Sluss | Stein | Mouse | Hollis | Duhon | Jackson | Mitchell | Henderson |
| Feb. 22 | Pacific | Hofer | Roessner | Sluss | Stein | Mouse | Hollis | Duhon | Jackson | Mitchell | Henderson |
| Feb. 23 | Cal State Fullerton | Hofer | Roessner | Sluss | Stein | Mouse | Hollis | Duhon | Jackson | Mitchell | Henderson |
| Feb. 23 | Northwestern | Garcia | Roessner | Sluss | Stein | Mouse | Hollis | Duhon | Jackson | Mitchell | Henderson |
| Feb. 24 | Arizona | Hofer | Roessner | Sluss | Stein | Mouse | Hollis | Duhon | Jackson | Mitchell | Henderson |
| Feb. 27 | UL-Monroe | Hofer | Sluss | Duhon | Stein | Mouse | Hollis | Applegate | Jackson | Mitchell | Henderson |
| Feb. 29 | Southern Miss | Trahan | Roessner | Sluss | Stein | Mouse | Hollis | Duhon | Jackson | Mitchell | Henderson |
| Feb. 29 | South Alabama | Hofer | Roessner | Sluss | Stein | Mouse | Hollis | Duhon | Jackson | Mitchell | Henderson |
| March 1 | Penn State | Hofer | Roessner | Duhon | Stein | Sluss | Hollis | Applegate | Jackson | Mitchell | Henderson |
| March 1 | Tulsa | Faile | Roessner | Duhon | Stein | Sluss | Hollis | Applegate | Jackson | Mitchell | Shaw |
| March 2 | South Alabama | Trahan | Roessner | Duhon | Stein | Sluss | Hollis | Mitchell | Jackson | Henderson | Faile |
| March 2 | Tulsa | Hofer | Roessner | Duhon | Stein | Sluss | Hollis | Mitchell | Jackson | Henderson | Faile |
| March 5 | Nicholls State | Faile | Roessner | Duhon | Stein | Sluss | Hollis | Mitchell | Jackson | Henderson | Garcia |
| March 8 | Georgia | Hofer | Roessner | Sluss | Stein | Mouse | Hollis | Duhon | Jackson | Mitchell | Henderson |
| March 8 | Georgia | Trahan | Roessner | Sluss | Stein | Mouse | Hollis | Duhon | Jackson | Mitchell | Henderson |
| March 9 | Georgia | Hofer | Roessner | Sluss | Stein | Mouse | Hollis | Duhon | Jackson | Mitchell | Henderson |
| March 11 | Troy | Garcia | Sluss | Duhon | Applegate | Mouse | Hollis | Mitchell | Jackson | Henderson | Roessner |
| March 14 | Fordham | Faile | Roessner | Sluss | Stein | Mouse | Hollis | Duhon | Jackson | Mitchell | Henderson |
| March 14 | Oklahoma State | Hofer | Roessner | Sluss | Stein | Mouse | Hollis | Applegate | Jackson | Mitchell | Henderson |
| March 15 | Purdue | Trahan | Roessner | Sluss | Stein | Mouse | Hollis | Duhon | Jackson | Mitchell | Henderson |
| March 16 | South Florida | Hofer | Roessner | Sluss | Stein | Mouse | Hollis | Mitchell | Jackson | Henderson | Faile |

26 SEC ALL-TOURNAMENT TEAM SELECTIONS

COMING SPRING 2009! THE ALL NEW

TIGER PARK

LSU breaks ground on the construction of a new softball stadium on the University's campus. The New Tiger Park will provide the nationally recognized Tiger Softball program with one of the finest stadiums in the nation.

The new stadium will be located on Skip Bertman Drive, across from the LSU School of Veterinary Medicine and adjacent to the LSU Women's Soccer Complex.

The New Tiger Park will feature 1,289 seats, including 587 chair-back seats, and the capability of accommodating 1,200 more fans on the outfield berm.

The softball stadium will also feature first-class team facilities, including a locker room, team lounge, meeting facility, training facility, equipment room, indoor batting cages and umpire locker rooms.

All seats in the New Tiger Park will be angled toward the playing field, and the facility will include an open concourse with concessions areas and video monitors.

Press facilities and private suites will be included in the new stadium, plus enhanced lighting for night and televised games. The stadium will also be designed to allow for future expansion.

The berm/earthwork package was completed two years ago and has been settling in preparation for construction.

A Comprehensive Complex

- > Stadium
- > Squad Room
- > Player's Lounge
- > Locker Rooms
- > Medical Training Facility
- > Equipment Room
- > Ticket Office
- > Restrooms
- > Media Facilities
- > Merchandise Stand
- > Club Seating
- > Coaches Offices
- > Ample Parking



2001 • 2006 SEC COACH OF THE YEAR • 2002

A FAREWELL TO

TIGER PARK

TOP 10 TIGER PARK ATTENDANCE FIGURES

| RANK | DATE | OPPONENT | ATTEND. |
|------|----------------|------------------------------------|---------|
| 1. | April 28, 2007 | Tennessee | 2,326 |
| 2. | April 29, 2007 | Tennessee | 1,531 |
| 3. | May 22, 1999 | Southern Miss (NCAA Regional) | 1,506* |
| 4. | May 18, 2001 | Penn State (NCAA Regional) | 1,426* |
| 5. | March 24, 2007 | Alabama | 1,371 |
| 6. | May 20, 2000 | Southern (NCAA Regional) | 1,280* |
| 7. | March 20, 2004 | Georgia | 1,238 |
| 8. | May 20, 2006 | UL-Lafayette (NCAA Regional) | 1,231 |
| 9. | May 21, 2006 | UL-Lafayette (NCAA Regional) | 1,208 |
| 10. | Feb. 21, 1997 | Stephen F. Austin (Inaugural Game) | 1,187 |

* - Denotes NCAA Session Attendance

ATTENDANCE IN TIGER PARK

| YEAR | TOTAL | DATES | AVG. |
|--------------|----------------|------------|------------|
| 1997 | 8,910 | 17 | 524 |
| 1998 | 7,383 | 17 | 434 |
| 1999 | 11,708 | 21 | 557 |
| 2000 | 12,315 | 26 | 473 |
| 2001 | 12,589 | 23 | 547 |
| 2002 | 14,262 | 31 | 460 |
| 2003 | 14,602 | 22 | 663 |
| 2004 | 12,924 | 18 | 718 |
| 2005 | 12,780 | 19 | 672 |
| 2006 | 14,731 | 24 | 613 |
| 2007 | 17,313 | 21 | 824 |
| TOTAL | 139,517 | 239 | 584 |



62 SEC ACADEMIC HONOR ROLL SELECTIONS



#10 ASHLEY APPLGATE

OUTFIELD

Fr./HS • L/R • 5-5
Modesto, Calif.
Fred C. Beyer HS

2008 SEASON SINGLE-GAME HIGHS:

AT BATS: 5 vs. Troy (3/11)
RUNS: 1 - 7 times, last vs. Troy (3/11)
HITS: 2 vs. Troy (3/11)
RBI: 2 vs. UL-Monroe (2/27)
2B: 1 vs. Nicholls State (2/16)
3B: None
HR: None
BB: 1 - 3 times, last vs. South Alabama (2/29)
SB: 1 - 3 times, last vs. Fordham (3/14)
PUTOUS: 3 - twice, last vs. Nicholls State (3/5)
ERRORS: 1 vs. Nicholls State (3/5)

CAREER SINGLE-GAME HIGHS:

AT BATS: 5 vs. Troy (3/11/08)
RUNS: 1 - 7 times, last vs. Troy (3/11/08)
HITS: 2 vs. Troy (3/11/08)
RBI: 2 vs. UL-Monroe (2/27/08)
2B: 1 vs. Nicholls State (2/16/08)
3B: None
HR: None
BB: 1 - 3 times, last vs. South Alabama (2/29/08)
SB: 1 - 3 times, last vs. Fordham (3/14/08)
PUTOUS: 3 - twice, last vs. Nicholls State (3/5/08)
ERRORS: 1 vs. Nicholls State (3/5)

APPLGATE'S OVERALL STATS

| YEAR | AVG. | GP | GS | AB | R | H | 2B | 3B | HR | RBI | TB | SLG% | BB | HBP | SO | GDP | OB% | SF | SH | SB | SBA | PO | A | E | FLD% |
|--------|-------|----|----|----|---|---|----|----|----|-----|----|-------|----|-----|----|-----|-------|----|----|----|-----|----|---|---|-------|
| 2008 | 0.229 | 22 | 8 | 35 | 7 | 8 | 1 | 0 | 0 | 4 | 9 | 0.257 | 3 | 1 | 7 | 0 | 0.308 | 0 | 1 | 3 | 3 | 12 | 1 | 1 | 0.929 |
| TOTALS | 0.229 | 22 | 8 | 35 | 7 | 8 | 1 | 0 | 0 | 4 | 9 | 0.257 | 3 | 1 | 7 | 0 | 0.308 | 0 | 1 | 3 | 3 | 12 | 1 | 1 | 0.929 |

APPLGATE'S SEC STATS

| YEAR | AVG. | GP | GS | AB | R | H | 2B | 3B | HR | RBI | TB | SLG% | BB | HBP | SO | GDP | OB% | SF | SH | SB | SBA | PO | A | E | FLD% |
|--------|-------|----|----|----|---|---|----|----|----|-----|----|-------|----|-----|----|-----|-------|----|----|----|-----|----|---|---|-------|
| 2008 | 0.000 | 0 | 0 | 0 | 0 | 0 | 0 | 0 | 0 | 0 | 0 | 0.000 | 0 | 0 | 0 | 0 | 0.000 | 0 | 0 | 0 | 0 | 0 | 0 | 0 | 0.000 |
| TOTALS | 0.000 | 0 | 0 | 0 | 0 | 0 | 0 | 0 | 0 | 0 | 0 | 0.000 | 0 | 0 | 0 | 0 | 0.000 | 0 | 0 | 0 | 0 | 0 | 0 | 0 | 0.000 |



#00 QUINLAN DUHON

OUTFIELD/FIRST BASE

Sr./3L • R/R • 5-8
Youngsville, La.
St. Thomas More HS

2008 SEASON SINGLE-GAME HIGHS:

AT BATS: 4 - 4 times, last vs. Fordham (3/14)
RUNS: 2 - 3 times, last vs. UL-Monroe (2/27)
HITS: 2 - 3 times, last vs. Troy (3/11)
RBI: 2 - 3 times, last vs. Chattanooga (2/16)
2B: 1 - 4 times, last vs. Troy (3/11)
3B: None
HR: 1 - twice, last vs. Northwestern (2/23)
BB: 2 vs. UL-Monroe (2/27)
SB: 1 - twice, last vs. Troy (3/11)
PUTOUS: 8 vs. South Alabama (3/2)
ERRORS: 1 vs. Pacific (2/22)

CAREER SINGLE-GAME HIGHS:

AT BATS: 5 - 3 times, last vs. UL-Lafayette (5/20/06)
RUNS: 4 vs. Columbia (3/6/05)
HITS: 3 - 5 times, last vs. Memphis (2/11/07)
RBI: 5 vs. McNeese State (2/22/05)
2B: 1 - 29 times, last vs. Troy (3/11/08)
3B: 1 vs. Southern Miss (2/23/07)
HR: 2 vs. Fresno State (2/26/05)
BB: 3 vs. McNeese State (3/15/06)
SB: 2 vs. Ole Miss (3/12/06)
PUTOUS: 8 vs. South Alabama (3/2/08)
ERRORS: 1 - 5 times, last vs. Pacific (2/22/08)

DUHON'S CAREER AWARDS & HONORS

- ▶ 2008 Easton Tiger Classic All-Tournament Team
- ▶ 2008 Team Tri-Captain
- ▶ 2007 NCAA Tempe Super Regional All-Tournament Team
- ▶ 2007 NCAA Palo Alto Regional All-Tournament Team
- ▶ 2007 SEC Academic Honor Roll
- ▶ 2006 Honorable Mention All-Louisiana
- ▶ 2006 Tiger Classic All-Tournament Team
- ▶ 2006 SEC Academic Honor Roll
- ▶ 2005 Purple & Gold Challenge All-Tournament Team
- ▶ 2005 Tiger Classic All-Tournament Team
- ▶ 2005 SEC Freshman Academic Honor Roll

DUHON'S OVERALL STATS

| YEAR | AVG. | GP | GS | AB | R | H | 2B | 3B | HR | RBI | TB | SLG% | BB | HBP | SO | GDP | OB% | SF | SH | SB | SBA | PO | A | E | FLD% |
|--------|-------|-----|-----|-----|----|-----|----|----|----|-----|-----|-------|----|-----|----|-----|-------|----|----|----|-----|-----|---|---|-------|
| 2005 | 0.292 | 54 | 53 | 161 | 32 | 47 | 12 | 0 | 8 | 38 | 83 | 0.516 | 10 | 2 | 20 | 0 | 0.331 | 5 | 1 | 1 | 1 | 47 | 4 | 3 | 0.944 |
| 2006 | 0.262 | 67 | 56 | 141 | 22 | 37 | 8 | 0 | 2 | 21 | 51 | 0.362 | 23 | 3 | 19 | 0 | 0.371 | 3 | 5 | 4 | 4 | 29 | 0 | 1 | 0.967 |
| 2007 | 0.268 | 57 | 36 | 123 | 20 | 33 | 5 | 1 | 8 | 29 | 64 | 0.520 | 12 | 4 | 14 | 0 | 0.345 | 3 | 0 | 1 | 1 | 7 | 0 | 0 | 1.000 |
| 2008 | 0.203 | 26 | 24 | 69 | 10 | 14 | 4 | 0 | 2 | 10 | 24 | 0.348 | 11 | 2 | 11 | 1 | 0.329 | 0 | 1 | 2 | 2 | 58 | 4 | 1 | 0.984 |
| TOTALS | 0.263 | 206 | 171 | 501 | 85 | 132 | 29 | 1 | 21 | 100 | 226 | 0.451 | 56 | 11 | 68 | 1 | 0.344 | 11 | 7 | 8 | 8 | 141 | 8 | 5 | 0.968 |

DUHON'S SEC STATS

| YEAR | AVG. | GP | GS | AB | R | H | 2B | 3B | HR | RBI | TB | SLG% | BB | HBP | SO | GDP | OB% | SF | SH | SB | SBA | PO | A | E | FLD% |
|--------|-------|----|----|-----|----|----|----|----|----|-----|----|-------|----|-----|----|-----|-------|----|----|----|-----|----|---|---|-------|
| 2005 | 0.207 | 30 | 29 | 87 | 8 | 18 | 4 | 0 | 0 | 11 | 22 | 0.253 | 2 | 2 | 13 | 0 | 0.234 | 3 | 0 | 1 | 1 | 29 | 3 | 3 | 0.914 |
| 2006 | 0.242 | 30 | 27 | 62 | 9 | 15 | 2 | 0 | 2 | 10 | 23 | 0.371 | 10 | 1 | 8 | 0 | 0.347 | 2 | 3 | 2 | 2 | 9 | 0 | 0 | 1.000 |
| 2007 | 0.250 | 23 | 7 | 28 | 2 | 7 | 2 | 0 | 0 | 5 | 9 | 0.321 | 3 | 1 | 4 | 0 | 0.344 | 0 | 0 | 0 | 0 | 2 | 0 | 0 | 1.000 |
| 2008 | 0.111 | 3 | 3 | 9 | 0 | 1 | 0 | 0 | 0 | 1 | 1 | 0.111 | 1 | 0 | 2 | 0 | 0.200 | 0 | 0 | 0 | 0 | 3 | 0 | 0 | 1.000 |
| TOTALS | 0.220 | 86 | 66 | 186 | 19 | 41 | 8 | 0 | 2 | 27 | 55 | 0.296 | 16 | 4 | 27 | 0 | 0.289 | 5 | 3 | 3 | 3 | 43 | 3 | 3 | 0.939 |

604-156 Record • .795 WINNING PCT. • Fourth in the NCAA



#21 CASEY FAILE

PITCHER
Fr./HS • R/R • 5-6
Kershaw, S.C.
Andrew Jackson HS

2008 SEASON SINGLE-GAME HIGHS:

AT BATS: 4 vs. Fordham (3/14)
RUNS: 1 - twice, last vs. Georgia (3/9)
HITS: 2 vs. Fordham (3/14)
RBI: 3 vs. Georgia (3/9)
2B: 1 - 3 times, last vs. Purdue (3/15)
3B: None
HR: 1 - twice, last vs. Georgia (3/9)
IP: 7.0 - twice, last vs. Nicholls State (3/5)
STRIKEOUTS: 7 vs. Troy (3/11)
PUTOUTS: 1 - 3 times, last vs. Fordham (3/14)
ERRORS: None

CAREER SINGLE-GAME HIGHS:

AT BATS: 4 vs. Fordham (3/14/08)
RUNS: 1 - twice, last vs. Georgia (3/9/08)
HITS: 2 vs. Fordham (3/14/08)
RBI: 3 vs. Georgia (3/9/08)
2B: 1 - 3 times, last vs. Purdue (3/15/08)
3B: None
HR: 1 - twice, last vs. Georgia (3/9/08)
IP: 7.0 - twice, last vs. Nicholls State (3/5/08)
STRIKEOUTS: 7 vs. Troy (3/11/08)
PUTOUTS: 1 - 3 times, last vs. Fordham (3/14/08)
ERRORS: None

FAILE'S OVERALL PITCHING STATS

| YEAR | ERA | W | L | APP | GS | CG | SHO/CBO | SV | IP | H | R | ER | BB | SO | 2B | 3B | HR | AB | B/AVG. | WP | HBP | BK | SFA | SHA |
|--------|------|---|---|-----|----|----|---------|----|------|----|---|----|----|----|----|----|----|-----|--------|----|-----|----|-----|-----|
| 2008 | 1.98 | 2 | 0 | 10 | 3 | 2 | 1/3 | 0 | 28.1 | 20 | 8 | 8 | 11 | 33 | 3 | 0 | 4 | 103 | 0.194 | 3 | 1 | 0 | 0 | 2 |
| TOTALS | 1.98 | 2 | 0 | 10 | 3 | 2 | 1/3 | 0 | 28.1 | 20 | 8 | 8 | 11 | 33 | 3 | 0 | 4 | 103 | 0.194 | 3 | 1 | 0 | 0 | 2 |

FAILE'S OVERALL HITTING STATS


| YEAR | AVG. | GP | GS | AB | R | H | 2B | 3B | HR | RBI | TB | SLG% | BB | HBP | SO | GDP | OB% | SF | SH | SB | SBA | PO | A | E | FLD% |
|--------|-------|----|----|----|---|---|----|----|----|-----|----|-------|----|-----|----|-----|-------|----|----|----|-----|----|---|---|-------|
| 2008 | 0.391 | 12 | 6 | 23 | 2 | 9 | 3 | 0 | 2 | 7 | 18 | 0.783 | 0 | 0 | 3 | 0 | 0.375 | 1 | 0 | 0 | 0 | 3 | 2 | 0 | 1.000 |
| TOTALS | 0.391 | 12 | 6 | 23 | 2 | 9 | 3 | 0 | 2 | 7 | 18 | 0.783 | 0 | 0 | 3 | 0 | 0.375 | 1 | 0 | 0 | 0 | 3 | 2 | 0 | 1.000 |

FAILE'S SEC PITCHING STATS

| YEAR | ERA | W | L | APP | GS | CG | SHO/CBO | SV | IP | H | R | ER | BB | SO | 2B | 3B | HR | AB | B/AVG. | WP | HBP | BK | SFA | SHA |
|--------|------|---|---|-----|----|----|---------|----|------|---|---|----|----|----|----|----|----|----|--------|----|-----|----|-----|-----|
| 2008 | 0.00 | 0 | 0 | 0 | 0 | 0 | 0/0 | 0 | 0.00 | 0 | 0 | 0 | 0 | 0 | 0 | 0 | 0 | 0 | 0.000 | 0 | 0 | 0 | 0 | 0 |
| TOTALS | 0.00 | 0 | 0 | 0 | 0 | 0 | 0/0 | 0 | 0.00 | 0 | 0 | 0 | 0 | 0 | 0 | 0 | 0 | 0 | 0.000 | 0 | 0 | 0 | 0 | 0 |

FAILE'S SEC HITTING STATS

| YEAR | AVG. | GP | GS | AB | R | H | 2B | 3B | HR | RBI | TB | SLG% | BB | HBP | SO | GDP | OB% | SF | SH | SB | SBA | PO | A | E | FLD% |
|--------|-------|----|----|----|---|---|----|----|----|-----|----|-------|----|-----|----|-----|-------|----|----|----|-----|----|---|---|-------|
| 2008 | 0.500 | 2 | 0 | 2 | 1 | 1 | 0 | 0 | 1 | 3 | 4 | 2.000 | 0 | 0 | 0 | 0 | 0.500 | 0 | 0 | 0 | 0 | 0 | 0 | 0 | 0.000 |
| TOTALS | 0.500 | 2 | 0 | 2 | 1 | 1 | 0 | 0 | 1 | 3 | 4 | 2.000 | 0 | 0 | 0 | 0 | 0.500 | 0 | 0 | 0 | 0 | 0 | 0 | 0 | 0.000 |



#2 TIFFANY GARCIA

PITCHER
Sr./3L • R/R • 5-8
LaPorte, Texas
LaPorte HS

2008 SEASON SINGLE-GAME HIGHS:

IP: 6.0 vs. Ball State (2/17)
RUNS ALLOWED: 4 vs. Northwestern (2/23)
ER ALLOWED: 4 vs. Northwestern (2/23)
BB ALLOWED: 6 vs. Northwestern (2/23)
STRIKEOUTS: 5 vs. Northwestern (2/23)
HITS ALLOWED: 6 vs. Troy (3/11)
WILD PITCHES: 2 - twice, last vs. Troy (3/11)
HIT BATTERS: 1 - twice, last vs. Troy (3/11)
PUTOUTS: None
ASSISTS: 2 vs. Ball State (2/17)
ERRORS: None

CAREER SINGLE-GAME HIGHS:

IP: 7.1 vs. South Carolina (3/12/05)
RUNS ALLOWED: 7 vs. Alabama (3/26/05)
ER ALLOWED: 4 vs. Northwestern (2/23/08)
BB ALLOWED: 6 - 3 times, last vs. Northwestern (2/23/08)
STRIKEOUTS: 11 vs. Texas Southern (2/22/06)
HITS ALLOWED: 7 vs. Arkansas (4/6/05)
WILD PITCHES: 2 - 5 times, last vs. Troy (3/11/08)
HIT BATTERS: 2 vs. Seton Hall (2/26/05)
PUTOUTS: None
ASSIST: 5 vs. Troy (3/4/06)
ERRORS: None

GARCIA'S OVERALL STATS

| YEAR | ERA | W | L | APP | GS | CG | SHO/CBO | SV | IP | H | R | ER | BB | SO | 2B | 3B | HR | AB | B/AVG. | WP | HBP | BK | SFA | SHA |
|--------|------|----|---|-----|----|----|---------|----|-------|-----|----|----|----|-----|----|----|----|-----|--------|----|-----|----|-----|-----|
| 2005 | 3.46 | 7 | 2 | 17 | 9 | 4 | 3/0 | 0 | 64.2 | 61 | 39 | 32 | 43 | 45 | 15 | 2 | 0 | 247 | 0.247 | 11 | 6 | 0 | 0 | 11 |
| 2006 | 0.44 | 5 | 0 | 8 | 4 | 3 | 3/1 | 0 | 32.0 | 12 | 5 | 2 | 9 | 39 | 2 | 0 | 0 | 107 | 0.112 | 1 | 1 | 0 | 0 | 2 |
| 2007 | 1.33 | 6 | 1 | 12 | 6 | 5 | 3/2 | 0 | 42.0 | 26 | 10 | 8 | 20 | 41 | 0 | 0 | 3 | 150 | 0.173 | 0 | 3 | 0 | 0 | 0 |
| 2008 | 4.67 | 1 | 1 | 6 | 3 | 1 | 0/0 | 0 | 18.00 | 19 | 12 | 12 | 14 | 9 | 3 | 0 | 2 | 68 | 0.279 | 6 | 2 | 0 | 2 | 0 |
| TOTALS | 2.41 | 19 | 4 | 43 | 22 | 13 | 9/3 | 0 | 156.2 | 118 | 66 | 54 | 86 | 134 | 20 | 2 | 5 | 572 | 0.206 | 18 | 12 | 0 | 2 | 13 |

GARCIA'S SEC STATS

| YEAR | ERA | W | L | APP | GS | CG | SHO/CBO | SV | IP | H | R | ER | BB | SO | 2B | 3B | HR | AB | B/AVG. | WP | HBP | BK | SFA | SHA |
|--------|------|---|---|-----|----|----|---------|----|------|----|----|----|----|----|----|----|----|-----|--------|----|-----|----|-----|-----|
| 2005 | 3.99 | 3 | 2 | 11 | 4 | 0 | 0/0 | 0 | 40.1 | 47 | 28 | 23 | 32 | 22 | 12 | 2 | 0 | 161 | 0.292 | 9 | 3 | 0 | 0 | 7 |
| 2006 | 3.00 | 0 | 0 | 1 | 0 | 0 | 0/0 | 0 | 2.1 | 4 | 4 | 1 | 0 | 0 | 0 | 0 | 0 | 11 | 0.364 | 0 | 1 | 0 | 0 | 1 |
| 2007 | 7.00 | 0 | 1 | 4 | 0 | 0 | 0/0 | 0 | 4.00 | 5 | 5 | 4 | 3 | 5 | 0 | 0 | 3 | 15 | 0.333 | 0 | 1 | 0 | 0 | 0 |
| 2008 | 0.00 | 0 | 0 | 0 | 0 | 0 | 0/0 | 0 | 0.00 | 0 | 0 | 0 | 0 | 0 | 0 | 0 | 0 | 0 | 0.000 | 0 | 0 | 0 | 0 | 0 |
| TOTALS | 4.20 | 3 | 3 | 16 | 4 | 0 | 0/0 | 0 | 46.2 | 56 | 37 | 28 | 35 | 27 | 12 | 2 | 3 | 187 | 0.299 | 9 | 5 | 0 | 0 | 8 |

246-74 Record • .769 SEC WINNING PCT. • Best in the SEC



#12 STARLA GUFFEY

CATCHER

Fr./HS • R/R • 5-6
Prairieville, La.
St. Amant HS

2008 SEASON SINGLE-GAME HIGHS:

AT BATS: 1 - 6 times, last vs. Purdue (3/15)
RUNS: None
HITS: None
RBI: None
2B: None
3B: None
HR: None
BB: None
SB: None
PUTOUTS: None
ERRORS: None

CAREER SINGLE-GAME HIGHS:

AT BATS: 1 - 6 times, last vs. Purdue (3/15/08)
RUNS: None
HITS: None
RBI: None
2B: None
3B: None
HR: None
BB: None
SB: None
PUTOUTS: None
ERRORS: None

GUFFEY'S OVERALL STATS

| YEAR | AVG. | GP | GS | AB | R | H | 2B | 3B | HR | RBI | TB | SLG% | BB | HBP | SO | GDP | OB% | SF | SH | SB | SBA | PO | A | E | FLD% |
|--------|-------|----|----|----|---|---|----|----|----|-----|----|-------|----|-----|----|-----|-------|----|----|----|-----|----|---|---|-------|
| 2008 | 0.000 | 6 | 0 | 6 | 0 | 0 | 0 | 0 | 0 | 0 | 0 | 0.000 | 0 | 0 | 2 | 0 | 0.000 | 0 | 0 | 0 | 0 | 0 | 0 | 0 | 0.000 |
| TOTALS | 0.000 | 6 | 0 | 6 | 0 | 0 | 0 | 0 | 0 | 0 | 0 | 0.000 | 0 | 0 | 2 | 0 | 0.000 | 0 | 0 | 0 | 0 | 0 | 0 | 0 | 0.000 |

GUFFEY'S SEC STATS

| YEAR | AVG. | GP | GS | AB | R | H | 2B | 3B | HR | RBI | TB | SLG% | BB | HBP | SO | GDP | OB% | SF | SH | SB | SBA | PO | A | E | FLD% |
|--------|-------|----|----|----|---|---|----|----|----|-----|----|-------|----|-----|----|-----|-------|----|----|----|-----|----|---|---|-------|
| 2008 | 0.000 | 0 | 0 | 0 | 0 | 0 | 0 | 0 | 0 | 0 | 0 | 0.000 | 0 | 0 | 0 | 0 | 0.000 | 0 | 0 | 0 | 0 | 0 | 0 | 0 | 0.000 |
| TOTALS | 0.000 | 0 | 0 | 0 | 0 | 0 | 0 | 0 | 0 | 0 | 0 | 0.000 | 0 | 0 | 0 | 0 | 0.000 | 0 | 0 | 0 | 0 | 0 | 0 | 0 | 0.000 |



#44 DEE DEE HENDERSON

OUTFIELD

Sr./3L • L/R • 5-4
Atlanta, Texas
Atlanta HS

2008 SEASON SINGLE-GAME HIGHS:

AT BATS: 5 vs. Troy (3/115)
RUNS: 3 vs. St. John's (2/15)
HITS: 3 - twice, last vs. Troy (3/11)
RBI: 1 - 4 times, last vs. South Florida (3/16)
2B: 1 - twice, last vs. Tulsa (3/2)
3B: None
HR: None
BB: 2 vs. Nicholls State (2/16)
SB: 3 vs. St. John's (2/15)
PUTOUTS: 1 vs. Troy (3/11)
ERRORS: None

CAREER SINGLE-GAME HIGHS:

AT BATS: 5 - 3 times, last vs. Troy (3/11/08)
RUNS: 3 - 3 times, last vs. St. John's (2/15/08)
HITS: 3 - 4 times, last vs. Troy (3/11/08)
RBI: 1 - 9 times, last vs. South Florida (3/16/08)
2B: 1 - 3 times, last vs. Tulsa (3/2/08)
3B: None
HR: None
BB: 2 vs. Nicholls State (2/16/08)
SB: 4 vs. Texas-San Antonio (3/13/07)
PUTOUTS: 1 - 3 times, last vs. Troy (3/11/08)
ERRORS: None

HENDERSON'S CAREER AWARDS & HONORS

- ▶ 2008 Team Tri-Captain
- ▶ 2007 LSWA First-Team All-Louisiana
- ▶ 2007 LSWA Louisiana Hitter of the Week (3/13)
- ▶ 2007 Husky Softball Classic All-Tournament Team
- ▶ 2007 ESPN the Magazine Third-Team Academic All-American
- ▶ 2007 ESPN the Magazine First-Team Academic All-District
- ▶ 2007 SEC Academic Honor Roll
- ▶ 2006 SEC Academic Honor Roll
- ▶ 2005 SEC Freshman Academic Honor Roll

HENDERSON'S OVERALL STATS

| YEAR | AVG. | GP | GS | AB | R | H | 2B | 3B | HR | RBI | TB | SLG% | BB | HBP | SO | GDP | OB% | SF | SH | SB | SBA | PO | A | E | FLD% |
|--------|-------|-----|----|-----|-----|----|----|----|----|-----|----|-------|----|-----|----|-----|-------|----|----|----|-----|----|---|---|-------|
| 2005 | 0.167 | 46 | 0 | 6 | 21 | 1 | 0 | 0 | 0 | 0 | 1 | 0.167 | 0 | 0 | 1 | 0 | 0.167 | 0 | 1 | 21 | 25 | 0 | 0 | 0 | 0.000 |
| 2006 | 0.125 | 60 | 1 | 8 | 26 | 1 | 0 | 0 | 0 | 1 | 1 | 0.125 | 1 | 0 | 0 | 0 | 0.222 | 0 | 0 | 28 | 32 | 1 | 0 | 0 | 1.000 |
| 2007 | 0.345 | 59 | 35 | 110 | 38 | 38 | 1 | 0 | 0 | 4 | 39 | 0.355 | 5 | 0 | 32 | 0 | 0.374 | 0 | 5 | 29 | 31 | 1 | 0 | 0 | 1.000 |
| 2008 | 0.296 | 28 | 27 | 71 | 17 | 21 | 2 | 0 | 0 | 4 | 23 | 0.324 | 7 | 4 | 14 | 0 | 0.390 | 0 | 2 | 21 | 22 | 1 | 0 | 0 | 1.000 |
| TOTALS | 0.311 | 195 | 63 | 196 | 102 | 61 | 3 | 0 | 0 | 9 | 64 | 0.327 | 13 | 4 | 47 | 0 | 0.366 | 0 | 8 | 99 | 110 | 3 | 0 | 0 | 1.000 |

HENDERSON'S SEC STATS

| YEAR | AVG. | GP | GS | AB | R | H | 2B | 3B | HR | RBI | TB | SLG% | BB | HBP | SO | GDP | OB% | SF | SH | SB | SBA | PO | A | E | FLD% |
|--------|-------|----|----|----|----|----|----|----|----|-----|----|-------|----|-----|----|-----|-------|----|----|----|-----|----|---|---|-------|
| 2005 | 0.500 | 24 | 0 | 2 | 9 | 1 | 0 | 0 | 0 | 0 | 1 | 0.500 | 0 | 0 | 0 | 0 | 0.500 | 0 | 0 | 8 | 11 | 0 | 0 | 0 | 0.000 |
| 2006 | 0.000 | 28 | 0 | 2 | 13 | 0 | 0 | 0 | 0 | 0 | 0 | 0.000 | 0 | 0 | 0 | 0 | 0.000 | 0 | 0 | 12 | 12 | 0 | 0 | 0 | 0.000 |
| 2007 | 0.273 | 25 | 23 | 66 | 16 | 18 | 0 | 0 | 0 | 3 | 18 | 0.273 | 3 | 0 | 24 | 0 | 0.304 | 0 | 2 | 11 | 12 | 0 | 0 | 0 | 0.000 |
| 2008 | 0.167 | 3 | 3 | 6 | 1 | 1 | 0 | 0 | 0 | 0 | 1 | 0.167 | 0 | 1 | 2 | 0 | 0.286 | 0 | 1 | 2 | 2 | 0 | 0 | 0 | 0.000 |
| TOTALS | 0.263 | 80 | 26 | 76 | 39 | 20 | 0 | 0 | 0 | 3 | 20 | 0.263 | 3 | 1 | 26 | 0 | 0.300 | 0 | 3 | 33 | 37 | 0 | 0 | 0 | 0.000 |

1998 • 1999 • 2000 • 2001 • 2002 • NINE 50-WIN SEASONS • 2003 • 2004 • 2006 • 2007



#5 DANI HOFER

PITCHER
 Jr./2L • R/R • 5-11
 Safety Harbor, Fla.
 Palm Harbor HS

2008 SEASON SINGLE-GAME HIGHS:

IP: 8.0 - twice, last vs. South Florida (3/16)
RUNS ALLOWED: 3 vs. Penn State (3/1)
ER ALLOWED: 3 vs. Penn State (3/1)
BB ALLOWED: 7 vs. Georgia (3/9)
STRIKEOUTS: 16 vs. South Florida(3/16)
HITS ALLOWED: 5 vs. Penn State (3/1)
WILD PITCHES: 1 - 3 times, last vs. Tulsa (3/2)
HIT BATTERS: 2 vs. Oklahoma State (3/14)
PUTOUTS: 2 vs. Tulsa (3/2)
ASSISTS: 2 vs. Tulsa (3/2)
ERRORS: 2 vs. Ball State (2/15)

CAREER SINGLE-GAME HIGHS:

IP: 10.0 vs. South Carolina (5/10/07)
RUNS ALLOWED: 8 vs. Arizona (5/27/06)
ER ALLOWED: 6 - twice, last vs. Washington (3/4/076)
BB ALLOWED: 7 - twice, last vs. Georgia (3/8/08)
STRIKEOUTS: 16 vs. South Florida(3/16/08)
HITS ALLOWED: 8 vs. Arizona (5/27/06)
WILD PITCHES: 1 - 5 times, last vs. Tulsa (3/2/08)
HIT BATTERS: 3 vs. Northwestern State (3/22/06)
PUTOUTS: 2 vs. Tulsa (3/2/08)
ASSISTS: 3 vs. Tennessee (4/28/07)
ERRORS: 1 - 4 times, last vs. Cal St. Northridge (5/17/07)

HOFER'S CAREER AWARDS & HONORS

- ▶ 2008 SEC Pitcher of the Week (3/10)
- ▶ 2008 LSWA Louisiana Pitcher of the Week (3/10)
- ▶ 2008 ESPN Preseason Second-Team All-American
- ▶ 2008 Preseason First-Team All-SEC
- ▶ 2008 USA Softball Player of the Year Watch List
- ▶ 2008 Easton Tiger Classic All-Tournament Team
- ▶ 2007 NFCA Second-Team All-South Region
- ▶ 2007 First-Team All-SEC
- ▶ 2007 LSWA Louisiana Pitcher of the Year
- ▶ 2007 LSWA First-Team All-Louisiana
- ▶ 2007 NCAA Palo Alto Regional All-Tournament Team
- ▶ 2007 SEC Tournament MVP
- ▶ 2007 SEC Pitcher of the Week (3/12, 2/26)
- ▶ 2007 LSWA Louisiana Pitcher of the Week (3/27, 3/13, 2/27)
- ▶ 2007 Easton Purple & Gold Challenge MVP
- ▶ 2006 SEC All-Freshman Team
- ▶ 2006 Tri-Louisiana Freshman of the Year
- ▶ 2006 Second-Team All-Louisiana
- ▶ 2006 SEC Freshman of the Week (2/20)
- ▶ 2006 LSWA Louisiana Pitcher of the Week (3/13)
- ▶ 2006 Purple & Gold Challenge All-Tournament Team
- ▶ 2006 Tiger Classic All-Tournament Team
- ▶ 2006 SEC Freshman Academic Honor Roll

HOFER'S OVERALL STATS

| YEAR | ERA | W | L | APP | GS | CG | SHO/CBO | SV | IP | H | R | ER | BB | SO | 2B | 3B | HR | AB | B/AVG. | WP | HBP | BK | SFA | SHA |
|--------|------|----|----|-----|----|----|---------|----|-------|-----|-----|----|-----|-----|----|----|----|------|--------|----|-----|----|-----|-----|
| 2006 | 2.18 | 16 | 5 | 27 | 24 | 18 | 8/1 | 1 | 141.0 | 104 | 55 | 44 | 41 | 160 | 12 | 0 | 9 | 516 | 0.202 | 1 | 15 | 1 | 2 | 10 |
| 2007 | 1.36 | 24 | 3 | 33 | 26 | 20 | 10/3 | 2 | 180.2 | 101 | 44 | 35 | 56 | 244 | 14 | 0 | 15 | 627 | 0.161 | 1 | 11 | 1 | 2 | 20 |
| 2008 | 1.08 | 12 | 2 | 17 | 15 | 10 | 1/3 | 1 | 91.0 | 44 | 20 | 14 | 43 | 143 | 4 | 2 | 9 | 315 | 0.140 | 3 | 6 | 0 | 0 | 6 |
| TOTALS | 1.58 | 52 | 10 | 77 | 65 | 48 | 1/7 | 4 | 412.2 | 249 | 119 | 93 | 140 | 547 | 30 | 2 | 33 | 1458 | 0.171 | 5 | 32 | 2 | 4 | 36 |

HOFER'S SEC STATS

| YEAR | ERA | W | L | APP | GS | CG | SHO/CBO | SV | IP | H | R | ER | BB | SO | 2B | 3B | HR | AB | B/AVG. | WP | HBP | BK | SFA | SHA |
|--------|------|----|---|-----|----|----|---------|----|--------|-----|----|----|----|-----|----|----|----|-----|--------|----|-----|----|-----|-----|
| 2006 | 3.54 | 6 | 3 | 11 | 11 | 6 | 3/0 | 0 | 55.1 | 55 | 34 | 28 | 16 | 44 | 4 | 0 | 6 | 215 | 0.256 | 1 | 6 | 0 | 1 | 5 |
| 2007 | 1.25 | 13 | 1 | 18 | 14 | 11 | 5/1 | 2 | 101.0 | 61 | 22 | 18 | 26 | 117 | 7 | 0 | 9 | 352 | 0.173 | 1 | 7 | 1 | 0 | 12 |
| 2008 | 0.50 | 2 | 0 | 2 | 2 | 2 | 0/0 | 0 | 14.00 | 5 | 3 | 1 | 9 | 21 | 1 | 0 | 0 | 50 | 0.100 | 0 | 1 | 0 | 0 | 0 |
| TOTALS | 1.93 | 21 | 4 | 31 | 27 | 19 | 8/1 | 2 | 170.33 | 121 | 59 | 47 | 51 | 182 | 12 | 0 | 15 | 617 | 0.196 | 2 | 14 | 1 | 1 | 17 |



#14 TAYL'R HOLLIS

SHORTSTOP
 Sr./1L • R/R • 5-7
 St. Amant, La.
 Oklahoma

2008 SEASON SINGLE-GAME HIGHS:

AT BATS: 5 vs. Troy (3/11)
RUNS: 2 vs. Georgia (3/8)
HITS: 2 - 5 times, last vs. South Alabama (3/2)
RBI: 5 vs. St. John's (2/15)
2B: 1 - 5 times, last vs. Troy (3/11)
3B: 1 vs. Ball State (2/15)
HR: 1 - 5 times, last vs. South Alabama (2/29)
BB: 2 - twice, last vs. Georgia (3/8)
SB: 1 - 4 times, last vs. Nicholls State (3/5)
PUTOUTS: 4 - 3 times, last vs. Nicholls State (3/5)
ERRORS: 1 - 3 times, last vs. Fordham (3/14)

CAREER SINGLE-GAME HIGHS:

AT BATS: 5 vs. Troy (3/11/08)
RUNS: 2 - 5 times, last vs. Georgia (3/8/08)
HITS: 3 - twice, last vs. Arkansas (4/21/07)
RBI: 5 vs. St. John's (2/15/08)
2B: 2 vs. Kentucky (4/3/07)
3B: 1 - twice, last vs. Ball State (2/15/08)
HR: 1 - 10 times last vs. South Alabama (2/29/08)
BB: 2 - 5 times, last vs. Georgia (3/8/08)
SB: 1 - 9 times, last vs. Nicholls State (3/5/08)
PUTOUTS: 6 vs. Alabama (3/24/07)
ERRORS: 2 - twice, last vs. Georgia (5/5/07)

HOLLIS' CAREER AWARDS & HONORS

- ▶ 2008 Easton Tiger Classic All-Tournament Team
- ▶ 2007 LSWA Louisiana Hitter of the Week (4/10)

HOLLIS' OVERALL STATS

| YEAR | AVG. | GP | GS | AB | R | H | 2B | 3B | HR | RBI | TB | SLG% | BB | HBP | SO | GDP | OB% | SF | SH | SB | SBA | PO | A | E | FLD% |
|-----------|-------|-----|-----|-----|----|-----|----|----|----|-----|-----|-------|----|-----|----|-----|-------|----|----|----|-----|-----|-----|----|-------|
| 2005 (OU) | 0.285 | 59 | 56 | 144 | 20 | 41 | 7 | 0 | 7 | 23 | 69 | 0.479 | 17 | 5 | 28 | 0 | 0.380 | 0 | 1 | 1 | 2 | 80 | 78 | 12 | 0.929 |
| 2007 | 0.281 | 50 | 50 | 139 | 22 | 39 | 8 | 1 | 5 | 24 | 64 | 0.460 | 12 | 3 | 28 | 0 | 0.346 | 2 | 2 | 5 | 8 | 61 | 91 | 10 | 0.938 |
| 2008 | 0.288 | 28 | 28 | 80 | 14 | 23 | 5 | 1 | 5 | 24 | 45 | 0.563 | 15 | 0 | 12 | 0 | 0.396 | 1 | 0 | 4 | 5 | 50 | 28 | 3 | 0.963 |
| TOTALS | 0.280 | 139 | 136 | 368 | 56 | 103 | 20 | 2 | 17 | 71 | 178 | 0.484 | 44 | 8 | 70 | 0 | 0.366 | 3 | 3 | 10 | 15 | 194 | 200 | 25 | 0.940 |

HOLLIS' SEC STATS

| YEAR | AVG. | GP | GS | AB | R | H | 2B | 3B | HR | RBI | TB | SLG% | BB | HBP | SO | GDP | OB% | SF | SH | SB | SBA | PO | A | E | FLD% |
|--------|-------|----|----|----|----|----|----|----|----|-----|----|-------|----|-----|----|-----|-------|----|----|----|-----|----|----|---|-------|
| 2007 | 0.292 | 25 | 25 | 72 | 9 | 21 | 5 | 0 | 3 | 17 | 35 | 0.486 | 3 | 0 | 16 | 0 | 0.312 | 2 | 0 | 3 | 3 | 38 | 55 | 4 | 0.959 |
| 2008 | 0.000 | 3 | 3 | 8 | 2 | 0 | 0 | 0 | 0 | 0 | 0 | 0.000 | 2 | 0 | 2 | 0 | 0.200 | 0 | 0 | 0 | 0 | 7 | 4 | 1 | 0.917 |
| TOTALS | 0.263 | 28 | 28 | 80 | 11 | 21 | 5 | 0 | 3 | 17 | 35 | 0.438 | 5 | 0 | 18 | 0 | 0.299 | 2 | 0 | 3 | 3 | 45 | 59 | 5 | 0.954 |

Over Last 11 Years • **52.7 WINS PER YEAR** • Second in the NCAA



#9 JAZZ JACKSON

OUTFIELD
So./1L • L/R • 5-4
Houston, Texas
Bellaire HS

2008 SEASON SINGLE-GAME HIGHS:

AT BATS: 5 vs. Troy (3/11)
RUNS: 2 vs. Tulsa (3/2)
HITS: 3 vs. Southeastern La. (2/19)
RBI: 1 - 7 times, last vs. Georgia (3/8)
2B: 1 - twice, last vs. Pacific (2/22)
3B: None
HR: None
BB: 1 - 3 times, last vs. Fordham (3/14)
SB: 2 vs. Southeastern La. (2/19)
PUTOUTS: 3 - 3 times, last vs. Troy (3/11)
ERRORS: 1 vs. Fordham (3/14)

CAREER SINGLE-GAME HIGHS:

AT BATS: 5 - twice, last vs. Troy (3/11/08)
RUNS: 4 vs. Alcorn State (2/27/07)
HITS: 4 - 3 times, last vs. McNeese State (3/7/07)
RBI: 2 vs. Arkansas (4/21/07)
2B: 1 - 4 times, last vs. Pacific (2/22/08)
3B: 1 vs. Troy (2/24/07)
HR: None
BB: 2 - 3 times, last vs. South Carolina (4/6/07)
SB: 3 vs. Alcorn State (2/27/07)
PUTOUTS: 3 - 6 times, last vs. Troy (3/11/08)
ERRORS: 1 - 5 times, last vs. Fordham (3/14/08)

JACKSON'S CAREER AWARDS & HONORS

- ▶ 2008 Preseason First-Team All-SEC
- ▶ 2007 NFCA Second-Team All-South Region
- ▶ 2007 Second-Team All-SEC
- ▶ 2007 SEC All-Freshman Team
- ▶ 2007 LSWA Louisiana Freshman of the Year
- ▶ 2007 LSWA First-Team All-Louisiana
- ▶ 2007 SEC Freshman of the Week (4/23)
- ▶ 2007 LSWA Louisiana Hitter of the Week (2/27)
- ▶ 2007 Easton Purple & Gold Challenge All-Tournament Team
- ▶ 2007 Easton Tiger Classic All-Tournament Team

JACKSON'S OVERALL STATS

| YEAR | AVG. | GP | GS | AB | R | H | 2B | 3B | HR | RBI | TB | SLG% | BB | HBP | SO | GDP | OB% | SF | SH | SB | SBA | PO | A | E | FLD% |
|--------|-------|----|----|-----|----|-----|----|----|----|-----|-----|-------|----|-----|----|-----|-------|----|----|----|-----|----|---|---|-------|
| 2007 | 0.387 | 61 | 60 | 199 | 39 | 77 | 2 | 1 | 0 | 15 | 81 | 0.407 | 13 | 3 | 22 | 0 | 0.433 | 0 | 6 | 15 | 18 | 35 | 2 | 4 | 0.902 |
| 2008 | 0.284 | 28 | 28 | 88 | 16 | 25 | 2 | 0 | 0 | 7 | 27 | 0.307 | 3 | 1 | 8 | 0 | 0.312 | 1 | 3 | 12 | 12 | 29 | 1 | 1 | 0.968 |
| TOTALS | 0.349 | 91 | 90 | 292 | 55 | 102 | 4 | 1 | 0 | 22 | 108 | 0.370 | 17 | 4 | 34 | 0 | 0.392 | 1 | 9 | 27 | 30 | 67 | 3 | 5 | 0.933 |

JACKSON'S SEC STATS

| YEAR | AVG. | GP | GS | AB | R | H | 2B | 3B | HR | RBI | TB | SLG% | BB | HBP | SO | GDP | OB% | SF | SH | SB | SBA | PO | A | E | FLD% |
|--------|-------|----|----|-----|----|----|----|----|----|-----|----|-------|----|-----|----|-----|-------|----|----|----|-----|----|---|---|-------|
| 2007 | 0.293 | 28 | 28 | 92 | 9 | 27 | 0 | 0 | 0 | 6 | 27 | 0.293 | 5 | 0 | 12 | 0 | 0.330 | 0 | 2 | 4 | 4 | 24 | 1 | 2 | 0.926 |
| 2008 | 0.200 | 3 | 3 | 10 | 1 | 2 | 0 | 0 | 0 | 2 | 2 | 0.200 | 0 | 0 | 2 | 0 | 0.200 | 0 | 0 | 0 | 0 | 3 | 0 | 0 | 1.000 |
| TOTALS | 0.284 | 31 | 31 | 102 | 10 | 29 | 0 | 0 | 0 | 8 | 29 | 0.284 | 5 | 0 | 14 | 0 | 0.318 | 0 | 2 | 4 | 4 | 27 | 1 | 2 | 0.933 |



#55 RACHEL MITCHELL

OUTFIELD
So./1L • L/R • 5-3
LaPorte, Texas
LaPorte HS

2008 SEASON SINGLE-GAME HIGHS:

AT BATS: 6 vs. Troy (3/11)
RUNS: 3 - twice, last vs. Chattanooga (2/16)
HITS: 3 vs. Arizona (2/24)
RBI: 4 vs. St. John's (2/15)
2B: 1 - 7 times, last vs. Fordham (3/14)
3B: 1 - twice, last vs. Nicholls State (2/17)
HR: 1 - 3 times, last vs. Nicholls State (3/5)
BB: 2 - 4 times, last vs. South Florida (3/16)
SB: 2 - twice, last vs. Georgia (3/9)
PUTOUTS: 4 vs. Northwestern (2/23)
ERRORS: None

CAREER SINGLE-GAME HIGHS:

AT BATS: 6 vs. Troy (3/11/08)
RUNS: 3 - 3 times, last vs. Tennessee (4/28/07)
HITS: 3 - 5 times, last vs. Arizona (2/24/08)
RBI: 5 vs. Stanford (5/19/07)
2B: 2 - twice, last vs. South Carolina (5/10/07)
3B: 1 vs. Arkansas (4/21/07)
HR: 2 vs. Stanford (5/19/07)
BB: 4 vs. Missouri State (2/16/07)
SB: 2 - twice, last vs. Georgia (3/9/08)
PUTOUTS: 4 vs. Northwestern (2/23/08)
ERRORS: 1 - twice, last vs. Texas State (2/17/07)

MITCHELL'S CAREER AWARDS & HONORS

- ▶ 2008 Preseason First-Team All-SEC
- ▶ 2007 NCAA Tempe Super Regional All-Tournament Team
- ▶ 2007 NCAA Palo Alto Regional Tournament MVP
- ▶ 2007 SEC All-Freshman Team
- ▶ 2007 SEC All-Tournament Team

MITCHELL'S OVERALL STATS

| YEAR | AVG. | GP | GS | AB | R | H | 2B | 3B | HR | RBI | TB | SLG% | BB | HBP | SO | GDP | OB% | SF | SH | SB | SBA | PO | A | E | FLD% |
|--------|-------|----|----|-----|----|----|----|----|----|-----|-----|-------|----|-----|----|-----|-------|----|----|----|-----|----|---|---|-------|
| 2007 | 0.309 | 61 | 54 | 162 | 53 | 50 | 11 | 1 | 11 | 39 | 96 | 0.593 | 30 | 5 | 33 | 1 | 0.427 | 2 | 6 | 6 | 7 | 37 | 4 | 2 | 0.953 |
| 2008 | 0.325 | 28 | 28 | 83 | 21 | 27 | 7 | 2 | 3 | 21 | 47 | 0.566 | 16 | 2 | 9 | 0 | 0.437 | 2 | 1 | 9 | 9 | 16 | 2 | 0 | 1.000 |
| TOTALS | 0.321 | 91 | 84 | 252 | 76 | 81 | 19 | 3 | 15 | 61 | 151 | 0.599 | 46 | 7 | 45 | 1 | 0.434 | 4 | 7 | 15 | 16 | 54 | 7 | 2 | 0.968 |

MITCHELL'S SEC STATS

| YEAR | AVG. | GP | GS | AB | R | H | 2B | 3B | HR | RBI | TB | SLG% | BB | HBP | SO | GDP | OB% | SF | SH | SB | SBA | PO | A | E | FLD% |
|--------|-------|----|----|----|----|----|----|----|----|-----|----|-------|----|-----|----|-----|-------|----|----|----|-----|----|---|---|-------|
| 2007 | 0.266 | 25 | 21 | 64 | 16 | 17 | 3 | 1 | 3 | 9 | 31 | 0.484 | 8 | 2 | 11 | 1 | 0.360 | 1 | 2 | 2 | 3 | 14 | 0 | 0 | 1.000 |
| 2008 | 0.333 | 3 | 3 | 6 | 2 | 2 | 2 | 0 | 0 | 1 | 4 | 0.667 | 4 | 0 | 1 | 0 | 0.600 | 0 | 0 | 2 | 2 | 0 | 0 | 0 | 0.000 |
| TOTALS | 0.271 | 28 | 24 | 70 | 18 | 19 | 5 | 1 | 3 | 10 | 35 | 0.500 | 12 | 2 | 12 | 1 | 0.388 | 1 | 2 | 4 | 5 | 14 | 0 | 0 | 1.000 |

139 WEEKS IN THE NFCA/USA TODAY POLL



#3 JESSICA MOUSE

THIRD BASE
Fr./HS • R/R • 5-7
Tampa, Fla.
George D. Chamberlain HS

2008 SEASON SINGLE-GAME HIGHS:

AT BATS: 4 - twice, last vs. Troy (3/11)
RUNS: 2 vs. Fordham (3/14)
HITS: 1 - 6 times, last vs. Georgia (3/8)
RBI: 1 - 5 times, last vs. Purdue (3/15)
2B: 1 vs. Nicholls State (2/17)
3B: None
HR: 1 - 3 times, last vs. Georgia (3/8)
BB: 3 vs. Southern Miss (2/29)
SB: 1 vs. UL-Monroe (2/27)
ASSISTS: 3 - twice, last vs. Purdue (3/15)
ERRORS: 1 - twice, last vs. South Florida (3/16)

CAREER SINGLE-GAME HIGHS:

AT BATS: 4 - twice, last vs. Troy (3/11/08)
RUNS: 2 vs. Fordham (3/14/08)
HITS: 1 - 6 times, last vs. Georgia (3/8/08)
RBI: 1 - 5 times, last vs. Purdue (3/15/08)
2B: 1 vs. Nicholls State (2/17/08)
3B: None
HR: 1 - 3 times, last vs. Georgia (3/8/08)
BB: 3 vs. Southern Miss (2/29/08)
SB: 1 vs. UL-Monroe (2/27/08)
ASSISTS: 3 - twice, last vs. Purdue (3/15/08)
ERRORS: 1 - twice, last vs. South Florida (3/16/08)

MOUSE'S OVERALL STATS

| YEAR | AVG. | GP | GS | AB | R | H | 2B | 3B | HR | RBI | TB | SLG% | BB | HBP | SO | GDP | OB% | SF | SH | SB | SBA | PO | A | E | FLD% |
|--------|-------|----|----|----|----|---|----|----|----|-----|----|-------|----|-----|----|-----|-------|----|----|----|-----|----|----|---|-------|
| 2008 | 0.120 | 23 | 23 | 50 | 11 | 6 | 1 | 0 | 3 | 5 | 16 | 0.320 | 16 | 3 | 12 | 0 | 0.357 | 1 | 2 | 1 | 1 | 21 | 31 | 2 | 0.963 |
| TOTALS | 0.120 | 23 | 23 | 50 | 11 | 6 | 1 | 0 | 3 | 5 | 16 | 0.320 | 16 | 3 | 12 | 0 | 0.357 | 1 | 2 | 1 | 1 | 21 | 31 | 2 | 0.963 |

MOUSE'S SEC STATS

| YEAR | AVG. | GP | GS | AB | R | H | 2B | 3B | HR | RBI | TB | SLG% | BB | HBP | SO | GDP | OB% | SF | SH | SB | SBA | PO | A | E | FLD% |
|--------|-------|----|----|----|---|---|----|----|----|-----|----|-------|----|-----|----|-----|-------|----|----|----|-----|----|---|---|-------|
| 2008 | 0.143 | 3 | 3 | 7 | 1 | 1 | 0 | 0 | 1 | 1 | 4 | 0.571 | 2 | 0 | 1 | 0 | 0.333 | 0 | 0 | 0 | 0 | 3 | 4 | 0 | 1.000 |
| TOTALS | 0.143 | 3 | 3 | 7 | 1 | 1 | 0 | 0 | 1 | 1 | 4 | 0.571 | 2 | 0 | 1 | 0 | 0.333 | 0 | 0 | 0 | 0 | 3 | 4 | 0 | 1.000 |



#4 KILLIAN ROESSNER

CATCHER
Sr./3L • R/R • 5-7
Manasquan, N.J.
Wall HS

2008 SEASON SINGLE-GAME HIGHS:

AT BATS: 4 - 7 times, last vs. South Florida (3/16)
RUNS: 2 - twice, last vs. Troy (3/11)
HITS: 3 vs. Troy (3/11)
RBI: 3 - 3 times, last vs. Georgia (3/8)
2B: 1 - 8 times, last vs. Oklahoma State (3/14)
3B: None
HR: 2 vs. Southern Miss (2/29)
BB: 2 vs. Troy (3/11)
SB: 1 vs. Nicholls State (2/16)
PUTOUTS: 15 - twice, last vs. South Florida (3/16)
ERRORS: 1 - twice, last vs. Georgia (3/9)

CAREER SINGLE-GAME HIGHS:

AT BATS: 6 vs. UL-Lafayette (5/20/06)
RUNS: 3 vs. Centenary (3/21/07)
HITS: 4 - twice, last vs. Arkansas (4/21/07)
RBI: 4 - twice, last vs. Centenary (3/21/07)
2B: 1 - 33 times, last vs. Oklahoma State (3/14/08)
3B: None
HR: 2 - twice, last vs. Southern Miss (2/29/08)
BB: 2 - twice, last vs. Troy (3/11/08)
SB: 1 - 3 times, last vs. Nicholls State (2/16/08)
PUTOUTS: 16 vs. McNeese State (3/15/06)
ERRORS: 1 - 13 times, last vs. Georgia (3/9/08)

ROESSNER'S CAREER AWARDS & HONORS

- ▶ 2008 SEC Player of the Week (3/17)
- ▶ 2008 ESPN Preseason Second-Team All-American
- ▶ 2008 Preseason First-Team All-SEC
- ▶ 2008 USA Softball Player of the Year Watch List
- ▶ 2007 Diamond Sports National Catcher of the Year
- ▶ 2007 NFCA First-Team All-American
- ▶ 2007 NFCA First-Team All-South Region
- ▶ 2007 Second-Team All-SEC
- ▶ 2007 LSWA First-Team All-Louisiana
- ▶ 2007 SEC Player of the Week (3/5)
- ▶ 2007 LSWA Louisiana Hitter of the Week (4/24, 3/6)
- ▶ 2007 Husky Softball Classic All-Tournament Team
- ▶ 2007 Team Tri-Captain
- ▶ 2006 SEC All-Tournament Team
- ▶ 2006 SEC Academic Honor Roll
- ▶ 2005 Purple & Gold Challenge All-Tournament Team
- ▶ 2005 SEC Freshman Academic Honor Roll

ROESSNER'S OVERALL STATS

| YEAR | AVG. | GP | GS | AB | R | H | 2B | 3B | HR | RBI | TB | SLG% | BB | HBP | SO | GDP | OB% | SF | SH | SB | SBA | PO | A | E | FLD% |
|--------|-------|-----|-----|-----|----|-----|----|----|----|-----|-----|-------|----|-----|----|-----|-------|----|----|----|-----|------|-----|----|-------|
| 2005 | 0.203 | 41 | 25 | 79 | 5 | 16 | 2 | 0 | 0 | 4 | 18 | 0.228 | 8 | 0 | 7 | 0 | 0.276 | 0 | 1 | 0 | 0 | 111 | 20 | 1 | 0.992 |
| 2006 | 0.261 | 69 | 68 | 180 | 16 | 47 | 9 | 0 | 5 | 25 | 71 | 0.394 | 4 | 1 | 24 | 2 | 0.278 | 2 | 4 | 0 | 0 | 492 | 44 | 4 | 0.993 |
| 2007 | 0.363 | 62 | 58 | 171 | 23 | 62 | 15 | 0 | 6 | 36 | 95 | 0.556 | 13 | 5 | 25 | 1 | 0.417 | 3 | 6 | 2 | 2 | 451 | 47 | 6 | 0.988 |
| 2008 | 0.325 | 28 | 27 | 83 | 12 | 27 | 8 | 0 | 8 | 28 | 59 | 0.711 | 10 | 1 | 13 | 0 | 0.392 | 3 | 0 | 1 | 1 | 243 | 19 | 2 | 0.992 |
| TOTALS | 0.294 | 202 | 180 | 517 | 56 | 152 | 34 | 0 | 19 | 93 | 243 | 0.470 | 35 | 7 | 72 | 3 | 0.342 | 8 | 11 | 3 | 3 | 1307 | 130 | 13 | 0.991 |

ROESSNER'S SEC STATS

| YEAR | AVG. | GP | GS | AB | R | H | 2B | 3B | HR | RBI | TB | SLG% | BB | HBP | SO | GDP | OB% | SF | SH | SB | SBA | PO | A | E | FLD% |
|--------|-------|-----|----|-----|----|----|----|----|----|-----|----|-------|----|-----|----|-----|-------|----|----|----|-----|-----|----|----|-------|
| 2005 | 0.203 | 41 | 25 | 79 | 5 | 16 | 2 | 0 | 0 | 4 | 18 | 0.228 | 8 | 0 | 7 | 0 | 0.276 | 0 | 1 | 0 | 0 | 111 | 20 | 1 | 0.992 |
| 2006 | 0.209 | 30 | 30 | 67 | 4 | 14 | 1 | 0 | 2 | 5 | 21 | 0.313 | 3 | 1 | 11 | 1 | 0.250 | 1 | 0 | 0 | 0 | 187 | 13 | 3 | 0.985 |
| 2007 | 0.306 | 28 | 28 | 85 | 12 | 26 | 4 | 0 | 1 | 8 | 33 | 0.388 | 5 | 2 | 11 | 1 | 0.355 | 1 | 0 | 2 | 2 | 207 | 23 | 5 | 0.979 |
| 2008 | 0.333 | 3 | 3 | 9 | 2 | 3 | 1 | 0 | 1 | 5 | 7 | 0.778 | 1 | 0 | 3 | 0 | 0.400 | 0 | 0 | 0 | 0 | 28 | 2 | 1 | 0.968 |
| TOTALS | 0.246 | 102 | 86 | 240 | 23 | 59 | 8 | 0 | 4 | 22 | 79 | 0.329 | 17 | 3 | 32 | 2 | 0.302 | 2 | 1 | 2 | 2 | 533 | 58 | 10 | 0.983 |

92 WEEKS IN THE TOP 10 OF THE NFCA POLL



#1 TIFFANY SHAW

OUTFIELD
Fr./HS • L/R • 5-4
Shreveport, La.
Evangel Academy

2008 SEASON SINGLE-GAME HIGHS:

AT BATS: 1 vs. Southeastern La. (2/19)
RUNS: 1 - 13 times, last vs. South Florida (3/16)
HITS: None
RBI: None
2B: None
3B: None
HR: None
BB: None
SB: 2 - twice, last vs. Georgia (3/8)
PUTOUTS: None
ERRORS: None

CAREER SINGLE-GAME HIGHS:

AT BATS: 1 vs. Southeastern La. (2/19/08)
RUNS: 1 - 13 times, last vs. South Florida (3/16/08)
HITS: None
RBI: None
2B: None
3B: None
HR: None
BB: None
SB: 2 - twice, last vs. Georgia (3/8/08)
PUTOUTS: None
ERRORS: None

SHAW'S OVERALL STATS

| YEAR | AVG. | GP | GS | AB | R | H | 2B | 3B | HR | RBI | TB | SLG% | BB | HBP | SO | GDP | OB% | SF | SH | SB | SBA | PO | A | E | FLD% |
|--------|-------|----|----|----|----|---|----|----|----|-----|----|-------|----|-----|----|-----|-------|----|----|----|-----|----|---|---|-------|
| 2008 | 0.000 | 23 | 1 | 1 | 13 | 0 | 0 | 0 | 0 | 0 | 0 | 0.000 | 0 | 0 | 1 | 0 | 0.000 | 0 | 0 | 8 | 11 | 0 | 0 | 0 | 0.000 |
| TOTALS | 0.000 | 23 | 1 | 1 | 13 | 0 | 0 | 0 | 0 | 0 | 0 | 0.000 | 0 | 0 | 1 | 0 | 0.000 | 0 | 0 | 8 | 11 | 0 | 0 | 0 | 0.000 |

SHAW'S SEC STATS

| YEAR | AVG. | GP | GS | AB | R | H | 2B | 3B | HR | RBI | TB | SLG% | BB | HBP | SO | GDP | OB% | SF | SH | SB | SBA | PO | A | E | FLD% |
|--------|-------|----|----|----|---|---|----|----|----|-----|----|-------|----|-----|----|-----|-------|----|----|----|-----|----|---|---|-------|
| 2008 | 0.000 | 3 | 0 | 0 | 2 | 0 | 0 | 0 | 0 | 0 | 0 | 0.000 | 0 | 0 | 0 | 0 | 0.000 | 0 | 0 | 3 | 3 | 0 | 0 | 0 | 0.000 |
| TOTALS | 0.000 | 3 | 0 | 0 | 2 | 0 | 0 | 0 | 0 | 0 | 0 | 0.000 | 0 | 0 | 0 | 0 | 0.000 | 0 | 0 | 3 | 3 | 0 | 0 | 0 | 0.000 |



#17 ERIKA SLUSS

INFIELD
Sr./3L • R/R • 5-3
Vista, Calif.
Rancho Buena Vista HS

2008 SEASON SINGLE-GAME HIGHS:

AT BATS: 4 - 3 times, last vs. Fordham (3/14)
RUNS: 2 - twice, last vs. Purdue (3/15)
HITS: 3 vs. Southeastern La. (2/19)
RBI: 3 vs. Nicholls State (2/16)
2B: 1 vs. Southeastern La. (2/19)
3B: None
HR: 1 - twice, last vs. Cal State Fullerton (2/23)
BB: 2 vs. Pacific (2/22)
SB: 1 - 3 times, last vs. UL-Monroe (2/27)
PUTOUTS: 10 vs. Troy (3/11)
ERRORS: 1 - 3 times, last vs. Georgia (3/8)

CAREER SINGLE-GAME HIGHS:

AT BATS: 4 - 6 times, last vs. Fordham (3/14/08)
RUNS: 2 - 6 times, last vs. Purdue (3/15/08)
HITS: 3 vs. Southeastern La. (2/19/08)
RBI: 4 vs. Portland State (3/2/07)
2B: 1 - 5 times, last vs. Southeastern La. (2/19/07)
3B: None
HR: 1 - 5 times, last vs. Cal State Fullerton (2/23/08)
BB: 2 - 4 times, last vs. Pacific (2/22/08)
SB: 2 vs. Pacific (2/22/08)
PUTOUTS: 10 - twice, last vs. Troy (3/11/08)
ERRORS: 1 - 6 times, last vs. Georgia (3/8/08)

SLUSS' OVERALL STATS

| YEAR | AVG. | GP | GS | AB | R | H | 2B | 3B | HR | RBI | TB | SLG% | BB | HBP | SO | GDP | OB% | SF | SH | SB | SBA | PO | A | E | FLD% |
|--------|-------|-----|----|-----|----|----|----|----|----|-----|----|-------|----|-----|----|-----|-------|----|----|----|-----|-----|----|---|-------|
| 2005 | 0.219 | 28 | 3 | 32 | 4 | 7 | 0 | 0 | 0 | 2 | 7 | 0.219 | 3 | 1 | 1 | 1 | 0.306 | 0 | 0 | 1 | 1 | 2 | 6 | 1 | 0.889 |
| 2006 | 0.256 | 43 | 9 | 39 | 12 | 10 | 2 | 0 | 0 | 9 | 12 | 0.308 | 6 | 1 | 6 | 0 | 0.354 | 2 | 0 | 4 | 5 | 13 | 1 | 0 | 1.000 |
| 2007 | 0.241 | 45 | 18 | 54 | 16 | 13 | 2 | 0 | 3 | 14 | 24 | 0.444 | 9 | 2 | 16 | 0 | 0.369 | 0 | 0 | 3 | 3 | 29 | 23 | 2 | 0.963 |
| 2008 | 0.284 | 27 | 27 | 67 | 11 | 19 | 1 | 0 | 2 | 10 | 26 | 0.388 | 15 | 5 | 11 | 1 | 0.443 | 1 | 0 | 3 | 3 | 103 | 16 | 3 | 0.975 |
| TOTALS | 0.253 | 144 | 57 | 194 | 43 | 49 | 5 | 0 | 5 | 35 | 69 | 0.356 | 33 | 9 | 35 | 2 | 0.381 | 3 | 0 | 11 | 12 | 150 | 46 | 6 | 0.970 |

SLUSS' SEC STATS

| YEAR | AVG. | GP | GS | AB | R | H | 2B | 3B | HR | RBI | TB | SLG% | BB | HBP | SO | GDP | OB% | SF | SH | SB | SBA | PO | A | E | FLD% |
|--------|-------|----|----|----|----|---|----|----|----|-----|----|-------|----|-----|----|-----|-------|----|----|----|-----|----|----|---|-------|
| 2005 | 0.154 | 13 | 1 | 13 | 0 | 2 | 0 | 0 | 0 | 1 | 2 | 0.154 | 1 | 0 | 1 | 1 | 0.214 | 0 | 0 | 0 | 0 | 1 | 5 | 0 | 1.000 |
| 2006 | 0.235 | 19 | 2 | 17 | 4 | 4 | 1 | 0 | 0 | 3 | 5 | 0.294 | 1 | 1 | 3 | 0 | 0.316 | 0 | 0 | 2 | 2 | 1 | 0 | 0 | 1.000 |
| 2007 | 0.071 | 20 | 3 | 14 | 6 | 1 | 0 | 0 | 0 | 0 | 1 | 0.071 | 0 | 0 | 6 | 0 | 0.071 | 0 | 0 | 1 | 1 | 3 | 9 | 1 | 0.923 |
| 2008 | 0.333 | 3 | 3 | 6 | 0 | 2 | 0 | 0 | 0 | 0 | 2 | 0.333 | 2 | 1 | 0 | 0 | 0.556 | 0 | 0 | 0 | 0 | 11 | 2 | 1 | 0.929 |
| TOTALS | 0.180 | 55 | 9 | 50 | 10 | 9 | 1 | 0 | 0 | 4 | 10 | 0.200 | 4 | 2 | 10 | 1 | 0.268 | 0 | 0 | 3 | 3 | 16 | 16 | 2 | 0.941 |

75 WEEKS IN THE ESPN/USA SOFTBALL POLL



#13 SHANNON STEIN

SECOND BASE
 Sr./2L • R/R • 5-5
 Upland, Calif.
 Texas A&M-Corpus Christi

2008 SEASON SINGLE-GAME HIGHS:

AT BATS: 4 - 3 times, last vs. Fordham (3/14)
RUNS: 2 - 4 times, last vs. Fordham (3/14)
HITS: 3 - 3 times, last vs. South Alabama (2/29)
RBI: 2 - 3 times, last vs. Tulsa (3/1)
2B: 1 - 6 times, last vs. Nicholls State (3/5)
3B: None
HR: 1 vs. Nicholls State (2/16)
BB: 1 - 9 times, last vs. Purdue (3/15)
SB: 1 - 5 times, last vs. Southern Miss (2/29)
PUTOUTS: 5 vs. Penn State (3/1)
ERRORS: 1 - 5 times, last vs. Georgia (3/9)

CAREER SINGLE-GAME HIGHS:

AT BATS: 4 - 9 times, last vs. Fordham (3/14/08)
RUNS: 2 - 8 times, last vs. Fordham (3/14/08)
HITS: 3 - 4 times, last vs. South Alabama (2/29/08)
RBI: 3 vs. Southeastern La. (4/11/07)
2B: 2 vs. Troy (2/25/07)
3B: 1 vs. Southeastern La. (4/11/07)
HR: 1 - twice, last vs. Nicholls State (2/16/08)
BB: 1 - 15 times, last vs. Purdue (3/15/08)
SB: 1 - 9 times, last vs. Southern Miss (2/29/08)
PUTOUTS: 5 - 4 times, last vs. Penn State (3/1/08)
ERRORS: 1 - 11 times, last vs. Georgia (3/9/08)

STEIN'S CAREER AWARDS & HONORS

- ▶ 2008 Easton Tiger Classic MVP
- ▶ 2008 Team Tri-Captain
- ▶ 2007 SEC All-Tournament Team
- ▶ 2007 Team Tri-Captain

STEIN'S OVERALL STATS

| YEAR | AVG. | GP | GS | AB | R | H | 2B | 3B | HR | RBI | TB | SLG% | BB | HBP | SO | GDP | OB% | SF | SH | SB | SBA | PO | A | E | FLD% |
|-----------|-------|-----|-----|-----|----|-----|----|----|----|-----|-----|-------|----|-----|----|-----|-------|----|----|----|-----|-----|----|----|-------|
| 2005 (CC) | 0.315 | 48 | 48 | 149 | 14 | 47 | 7 | 0 | 3 | 26 | 63 | 0.423 | 2 | 3 | 9 | 0 | 0.335 | 1 | 3 | 1 | 6 | 75 | 45 | 4 | 0.968 |
| 2006 | 0.207 | 43 | 8 | 29 | 10 | 6 | 0 | 0 | 0 | 2 | 6 | 0.207 | 1 | 1 | 3 | 0 | 0.258 | 0 | 4 | 0 | 1 | 4 | 3 | 0 | 1.000 |
| 2007 | 0.300 | 47 | 44 | 120 | 22 | 36 | 7 | 1 | 1 | 14 | 48 | 0.400 | 5 | 7 | 13 | 0 | 0.364 | 0 | 2 | 4 | 6 | 90 | 30 | 6 | 0.952 |
| 2008 | 0.425 | 28 | 27 | 73 | 16 | 31 | 6 | 0 | 1 | 14 | 40 | 0.548 | 9 | 0 | 5 | 1 | 0.482 | 1 | 0 | 5 | 5 | 41 | 17 | 5 | 0.921 |
| TOTALS | 0.321 | 168 | 129 | 377 | 62 | 121 | 20 | 1 | 5 | 56 | 158 | 0.419 | 17 | 11 | 30 | 1 | 0.366 | 2 | 9 | 10 | 18 | 211 | 99 | 15 | 0.954 |

STEIN'S SEC STATS

| YEAR | AVG. | GP | GS | AB | R | H | 2B | 3B | HR | RBI | TB | SLG% | BB | HBP | SO | GDP | OB% | SF | SH | SB | SBA | PO | A | E | FLD% |
|--------|-------|----|----|----|----|----|----|----|----|-----|----|-------|----|-----|----|-----|-------|----|----|----|-----|----|----|---|-------|
| 2006 | 0.286 | 19 | 3 | 14 | 6 | 4 | 0 | 0 | 0 | 1 | 4 | 0.286 | 0 | 0 | 2 | 0 | 0.286 | 0 | 3 | 0 | 0 | 0 | 1 | 0 | 1.000 |
| 2007 | 0.293 | 19 | 19 | 58 | 5 | 17 | 1 | 0 | 1 | 5 | 21 | 0.362 | 1 | 1 | 7 | 0 | 0.317 | 0 | 0 | 2 | 4 | 51 | 16 | 2 | 0.971 |
| 2008 | 0.400 | 3 | 3 | 5 | 2 | 2 | 0 | 0 | 0 | 2 | 2 | 0.400 | 2 | 0 | 0 | 0 | 0.571 | 0 | 0 | 0 | 0 | 8 | 3 | 1 | 0.917 |
| TOTALS | 0.299 | 41 | 25 | 77 | 13 | 23 | 1 | 0 | 1 | 6 | 27 | 0.351 | 3 | 1 | 9 | 0 | 0.333 | 0 | 3 | 2 | 4 | 59 | 20 | 3 | 0.963 |



#22 CODY TRAHAN

PITCHER
 So./1L • R/R • 6-0
 Little Cypress, Texas
 Little Cypress-Mauriceville HS

2008 SEASON SINGLE-GAME HIGHS:

IP: 7.0 - 4 times, last vs. Georgia (3/8)
RUNS ALLOWED: 5 vs. Southern Miss (2/29)
ER ALLOWED: 5 vs. Southern Miss (2/29)
BB ALLOWED: 4 vs. Purdue (3/15)
STRIKEOUTS: 11 vs. Southern Miss (2/29)
HITS ALLOWED: 9 vs. Florida Atlantic (2/22)
WILD PITCHES: 1 - twice, last vs. Fordham (3/14)
HIT BATTERS: None
PUTOUTS: None
ASSISTS: 2 vs. Fordham (3/14)
ERRORS: None

CAREER SINGLE-GAME HIGHS:

IP: 7.0 - 7 times, last vs. Georgia (3/8/08)
RUNS ALLOWED: 5 - twice, last 5 vs. S. Miss (2/29/08)
ER ALLOWED: 5 vs. Southern Miss (2/29/08)
BB ALLOWED: 4 vs. Purdue (3/15/08)
STRIKEOUTS: 12 vs. Centenary (3/21/07)
HITS ALLOWED: 9 vs. Florida Atlantic (2/22/08)
WILD PITCHES: 2 vs. Mississippi State (2/14/07)
HIT BATTERS: 1 - twice, last vs. SLU (4/25/07)
PUTOUTS: 3 vs. Southern (4/17/07)
ASSISTS: 2 vs. Fordham (3/14/08)
ERRORS: 1 - twice, last vs. Georgia (5/5/07)

TRAHAN'S OVERALL STATS

| YEAR | ERA | W | L | APP | GS | CG | SHO/CBO | SV | IP | H | R | ER | BB | SO | 2B | 3B | HR | AB | B/AVG. | WP | HBP | BK | SFA | SHA |
|--------|------|----|---|-----|----|----|---------|----|------|----|----|----|----|-----|----|----|----|-----|--------|----|-----|----|-----|-----|
| 2007 | 0.54 | 4 | 1 | 9 | 5 | 5 | 3/1 | 0 | 38.2 | 21 | 8 | 3 | 13 | 60 | 3 | 0 | 0 | 134 | 0.157 | 3 | 2 | 0 | 0 | 3 |
| 2008 | 1.51 | 9 | 1 | 11 | 7 | 4 | 2/2 | 0 | 55.2 | 34 | 13 | 12 | 20 | 70 | 3 | 1 | 5 | 191 | 0.178 | 2 | 0 | 0 | 0 | 7 |
| TOTALS | 1.11 | 13 | 2 | 20 | 12 | 9 | 5/3 | 0 | 94.1 | 55 | 21 | 15 | 33 | 130 | 6 | 1 | 5 | 325 | 0.169 | 5 | 2 | 0 | 0 | 10 |

TRAHAN'S SEC STATS

| YEAR | ERA | W | L | APP | GS | CG | SHO/CBO | SV | IP | H | R | ER | BB | SO | 2B | 3B | HR | AB | B/AVG. | WP | HBP | BK | SFA | SHA |
|--------|------|---|---|-----|----|----|---------|----|------|----|---|----|----|----|----|----|----|----|--------|----|-----|----|-----|-----|
| 2007 | 5.25 | 0 | 0 | 2 | 0 | 0 | 0/0 | 0 | 4.0 | 9 | 6 | 3 | 2 | 2 | 3 | 0 | 0 | 22 | 0.409 | 2 | 0 | 0 | 0 | 1 |
| 2008 | 0.00 | 1 | 0 | 1 | 1 | 1 | 1/0 | 0 | 7.0 | 1 | 0 | 0 | 1 | 8 | 0 | 0 | 0 | 21 | 0.048 | 0 | 0 | 0 | 0 | 0 |
| TOTALS | 1.91 | 1 | 0 | 3 | 1 | 1 | 1/0 | 0 | 11.0 | 10 | 6 | 3 | 3 | 10 | 3 | 0 | 0 | 43 | 0.233 | 2 | 0 | 0 | 0 | 1 |

42 WEEKS IN THE TOP 10 OF THE ESPN POLL

LSU CAREER VS. AUBURN

QUINLAN DUHON

| YEAR | AVG. | GP | GS | AB | R | H | 2B | 3B | HR | RBI | BB | SO | SB | SBA |
|--------------|-------------|-----------|----------|-----------|----------|----------|----------|----------|----------|----------|----------|----------|----------|----------|
| 2005 | .364 | 4 | 4 | 11 | 2 | 4 | 1 | 0 | 0 | 0 | 1 | 3 | 0 | 0 |
| 2006 | .500 | 4 | 2 | 4 | 1 | 2 | 1 | 0 | 0 | 2 | 3 | 1 | 0 | 0 |
| 2007 | 1.00 | 3 | 0 | 1 | 0 | 1 | 0 | 0 | 0 | 2 | 0 | 0 | 0 | 0 |
| TOTAL | .438 | 11 | 6 | 16 | 3 | 7 | 2 | 0 | 0 | 4 | 4 | 4 | 0 | 0 |

TIFFANY GARCIA

| YEAR | ERA | W | L | APP | GS | CG | SHO/CBO | SV | IP | H | R | ER | BB | SO |
|------|-------|---|---|-----|----|----|---------|----|-----|---|---|----|----|----|
| 2005 | 99.00 | 0 | 0 | 1 | 0 | 0 | 0/0 | 0 | 0.0 | 1 | 1 | 1 | 0 | 0 |

DEE DEE HENDERSON

| YEAR | AVG. | GP | GS | AB | R | H | 2B | 3B | HR | RBI | BB | SO | SB | SBA |
|--------------|-------------|-----------|----------|----------|----------|----------|----------|----------|----------|----------|----------|----------|----------|----------|
| 2005 | .000 | 4 | 0 | 0 | 1 | 0 | 0 | 0 | 0 | 0 | 0 | 0 | 1 | 2 |
| 2006 | .000 | 3 | 0 | 0 | 1 | 0 | 0 | 0 | 0 | 0 | 0 | 0 | 2 | 2 |
| 2007 | .250 | 3 | 3 | 8 | 4 | 2 | 0 | 0 | 0 | 1 | 1 | 6 | 3 | 3 |
| TOTAL | .250 | 10 | 3 | 8 | 6 | 2 | 0 | 0 | 0 | 1 | 1 | 6 | 6 | 7 |

DANI HOFER

| YEAR | ERA | W | L | APP | GS | CG | SHO/CBO | SV | IP | H | R | ER | BB | SO |
|--------------|-------------|----------|----------|----------|----------|----------|------------|----------|-------------|-----------|----------|----------|-----------|-----------|
| 2006 | 4.42 | 0 | 0 | 1 | 1 | 0 | 0/0 | 0 | 6.1 | 7 | 5 | 4 | 3 | 2 |
| 2007 | 1.62 | 2 | 0 | 2 | 1 | 1 | 0/0 | 0 | 13.0 | 8 | 3 | 3 | 7 | 18 |
| TOTAL | 2.53 | 2 | 0 | 3 | 2 | 1 | 0/0 | 0 | 19.1 | 15 | 8 | 7 | 10 | 20 |

TAYL'R HOLLIS

| YEAR | AVG. | GP | GS | AB | R | H | 2B | 3B | HR | RBI | BB | SO | SB | SBA |
|------|------|----|----|----|---|---|----|----|----|-----|----|----|----|-----|
| 2007 | .500 | 3 | 3 | 8 | 2 | 4 | 1 | 0 | 1 | 3 | 0 | 2 | 0 | 0 |

JAZZ JACKSON

| YEAR | AVG. | GP | GS | AB | R | H | 2B | 3B | HR | RBI | BB | SO | SB | SBA |
|------|------|----|----|----|---|---|----|----|----|-----|----|----|----|-----|
| 2007 | .333 | 3 | 3 | 9 | 1 | 3 | 0 | 0 | 0 | 1 | 0 | 4 | 1 | 1 |

RACHEL MITCHELL

| YEAR | AVG. | GP | GS | AB | R | H | 2B | 3B | HR | RBI | BB | SO | SB | SBA |
|------|------|----|----|----|---|---|----|----|----|-----|----|----|----|-----|
| 2007 | .571 | 3 | 3 | 7 | 2 | 4 | 1 | 0 | 1 | 4 | 2 | 1 | 0 | 1 |

KILLIAN ROESSNER

| YEAR | AVG. | GP | GS | AB | R | H | 2B | 3B | HR | RBI | BB | SO | SB | SBA |
|--------------|-------------|----------|----------|-----------|----------|----------|----------|----------|----------|----------|----------|----------|----------|----------|
| 2005 | .000 | 1 | 0 | 1 | 0 | 0 | 0 | 0 | 0 | 0 | 0 | 0 | 0 | 0 |
| 2006 | .364 | 4 | 4 | 11 | 2 | 4 | 0 | 0 | 0 | 0 | 0 | 3 | 0 | 0 |
| 2007 | .375 | 3 | 3 | 8 | 1 | 3 | 1 | 0 | 0 | 0 | 0 | 2 | 0 | 0 |
| TOTAL | .350 | 8 | 7 | 20 | 3 | 7 | 1 | 0 | 0 | 0 | 0 | 5 | 0 | 0 |

ERIKA SLUSS

| YEAR | AVG. | GP | GS | AB | R | H | 2B | 3B | HR | RBI | BB | SO | SB | SBA |
|--------------|-------------|----------|----------|----------|----------|----------|----------|----------|----------|----------|----------|----------|----------|----------|
| 2005 | .500 | 2 | 0 | 2 | 1 | 1 | 0 | 0 | 0 | 0 | 0 | 0 | 0 | 0 |
| 2006 | .000 | 2 | 1 | 3 | 0 | 0 | 0 | 0 | 0 | 0 | 0 | 0 | 0 | 0 |
| 2007 | .500 | 3 | 0 | 2 | 1 | 1 | 0 | 0 | 0 | 0 | 0 | 1 | 0 | 0 |
| TOTAL | .286 | 7 | 1 | 7 | 2 | 2 | 0 | 0 | 0 | 0 | 0 | 1 | 0 | 0 |

SHANNON STEIN

| YEAR | AVG. | GP | GS | AB | R | H | 2B | 3B | HR | RBI | BB | SO | SB | SBA |
|--------------|-------------|-----------|----------|----------|----------|----------|----------|----------|----------|----------|----------|----------|----------|----------|
| 2006 | .000 | 3 | 1 | 1 | 1 | 0 | 0 | 0 | 0 | 1 | 0 | 0 | 0 | 0 |
| 2007 | .000 | 3 | 3 | 7 | 1 | 0 | 0 | 0 | 0 | 0 | 1 | 0 | 0 | 1 |
| TOTAL | .000 | 46 | 4 | 8 | 2 | 0 | 0 | 0 | 0 | 1 | 1 | 0 | 0 | 1 |

LSU VS. AUBURN - THE SERIES: LSU LEADS 32-11

| | | | | | | | | | | | | | | | |
|----------------|---|------|------------------|----------------|---|-----|--------------------|----------------|---|------|-------------------|----------------|---|-----|------------------|
| March 15, 1997 | W | 4-1 | Auburn, Ala. | March 17, 2000 | L | 1-2 | Baton Rouge, La. | April 26, 2003 | W | 2-0 | Auburn, Ala. | April 8, 2006 | W | 6-5 | Baton Rouge, La. |
| March 16, 1997 | W | 5-4 | Auburn, Ala. | March 18, 2000 | W | 9-1 | Baton Rouge, La. | April 26, 2003 | W | 5-1 | Auburn, Ala. | April 9, 2006 | L | 0-1 | Baton Rouge, La. |
| March 16, 1997 | W | 8-2 | Auburn, Ala. | March 18, 2000 | W | 9-1 | Baton Rouge, La. | April 27, 2003 | W | 10-1 | Auburn, Ala. | May 11, 2006 | W | 4-1 | Athens, Ga. |
| May 9, 1997 | L | 2-4 | Columbus, Ga. | May 11, 2000 | W | 8-0 | Columbus, Ga. | April 24, 2004 | L | 1-2 | Baton Rouge, La. | March 31, 2007 | W | 9-0 | Auburn, Ala. |
| March 6, 1998 | W | 5-2 | Baton Rouge, La. | May 5, 2001 | W | 9-0 | Auburn, Ala. | April 24, 2004 | W | 11-0 | Baton Rouge, La. | March 31, 2007 | W | 4-1 | Auburn, Ala. |
| March 8, 1998 | W | 6-3 | Baton Rouge, La. | May 5, 2001 | W | 6-3 | Auburn, Ala. | May 15, 2004 | L | 0-2 | Tuscaloosa, Ala. | April 1, 2007 | W | 5-2 | Auburn, Ala. |
| March 8, 1998 | W | 4-3 | Baton Rouge, La. | May 6, 2001 | L | 3-7 | Auburn, Ala. | May 16, 2004 | W | 1-0 | Tuscaloosa, Ala. | | | | |
| March 19, 1999 | W | 2-3 | Auburn, Ala. | May 10, 2001 | W | 6-0 | Chattanooga, Tenn. | April 23, 2005 | L | 4-7 | Auburn, Ala. | | | | |
| March 19, 1999 | W | 4-2 | Auburn, Ala. | May 12, 2001 | W | 4-1 | Chattanooga, Tenn. | April 23, 2005 | L | 0-8 | Auburn, Ala. | | | | |
| March 20, 1999 | W | 9-1 | Auburn, Ala. | May 1, 2002 | W | 8-0 | Baton Rouge, La. | April 24, 2005 | L | 0-2 | Auburn, Ala. | | | | |
| March 20, 1999 | W | 10-1 | Auburn, Ala. | May 1, 2002 | L | 1-2 | Baton Rouge, La. | May 14, 2005 | L | 3-4 | Gainesville, Fla. | | | | |
| March 17, 2000 | W | 6-5 | Baton Rouge, La. | May 2, 2002 | W | 5-0 | Baton Rouge, La. | April 8, 2006 | W | 4-0 | Baton Rouge, La. | | | | |

at Baton Rouge: LSU leads 11-4
at Auburn: LSU leads 16-4
at Neutral Sites: LSU leads 5-3
Girouard vs. Auburn: 17-9

TOP 10 IN NCAA IN ATTENDANCE LAST FOUR YEARS

2008 LSU Tiger Softball
 Game Results for LSU (as of Mar 17, 2008)
 (All games)

| Game date | Opposing team | Score | r | h | e/ | r | h | e | Inns | Overall | SEC | Pitcher of record | Attend Time | |
|---------------|-------------------------|--------|-------------|----|----|------|-------|-------|-------|----------|---------|-------------------|-------------|-------|
| ----- | ----- | ---- | -----/----- | | | ---- | ----- | ----- | ----- | ----- | ----- | ----- | ----- | ----- |
| 1Feb 15, 2008 | ST. JOHN'S | W 14-0 | 14 | 12 | 0/ | 0 | 1 | 2 | 5 | 1- 0- 0 | 0- 0- 0 | Trahan (W 1-0) | - 1:58 | |
| 1Feb 15, 2008 | BALL STATE | W 4-2 | 4 | 6 | 2/ | 2 | 2 | 1 | 7 | 2- 0- 0 | 0- 0- 0 | Hofer (W 1-0) | 735 1:59 | |
| 1Feb 16, 2008 | NICHOLLS STATE | W 9-1 | 9 | 8 | 0/ | 1 | 4 | 3 | 6 | 3- 0- 0 | 0- 0- 0 | Trahan (W 2-0) | - 2:09 | |
| 1Feb 16, 2008 | CHATTANOOGA | W 9-1 | 9 | 11 | 0/ | 1 | 1 | 0 | 5 | 4- 0- 0 | 0- 0- 0 | Hofer (W 2-0) | 939 1:38 | |
| 1Feb 17, 2008 | BALL STATE | W 10-2 | 10 | 10 | 0/ | 2 | 3 | 5 | 6 | 5- 0- 0 | 0- 0- 0 | Garcia (W 1-0) | - 1:55 | |
| 1Feb 17, 2008 | NICHOLLS STATE | W 9-2 | 9 | 12 | 3/ | 2 | 4 | 0 | 7 | 6- 0- 0 | 0- 0- 0 | Hofer (W 3-0) | 692 2:12 | |
| Feb 19, 2008 | SOUTHEASTERN LA. | W 7-0 | 7 | 12 | 1/ | 0 | 3 | 3 | 7 | 7- 0- 0 | 0- 0- 0 | Hofer (W 4-0) | 589 1:51 | |
| 2Feb 22, 2008 | vs Florida Atlantic | 0-3 L | 0 | 4 | 0/ | 3 | 9 | 0 | 7 | 7- 1- 0 | 0- 0- 0 | Trahan (L 2-1) | - 1:37 | |
| 2Feb 22, 2008 | vs Pacific | W 2-1 | 2 | 4 | 2/ | 1 | 3 | 2 | 7 | 8- 1- 0 | 0- 0- 0 | Hofer (W 5-0) | 200 1:50 | |
| 2Feb 23, 2008 | vs #23 Cal State Fuller | W 3-2 | 3 | 3 | 0/ | 2 | 2 | 0 | (8) | 9- 1- 0 | 0- 0- 0 | Hofer (W 6-0) | - 1:57 | |
| 2Feb 23, 2008 | vs #2 Northwestern | 4-6 L | 4 | 7 | 0/ | 6 | 5 | 1 | 7 | 9- 2- 0 | 0- 0- 0 | Hofer (L 6-1) | 350 2:09 | |
| 2Feb 24, 2008 | vs #9 Arizona | 4-7 L | 4 | 7 | 0/ | 7 | 9 | 0 | 7 | 9- 3- 0 | 0- 0- 0 | Garcia (L 1-1) | 350 2:05 | |
| Feb 27, 2008 | UL-MONROE | W 9-2 | 9 | 10 | 1/ | 2 | 5 | 0 | 7 | 10- 3- 0 | 0- 0- 0 | Trahan (W 3-1) | 534 2:07 | |
| 3Feb 29, 2008 | SOUTHERN MISS | W 8-5 | 8 | 8 | 1/ | 5 | 5 | 0 | 7 | 11- 3- 0 | 0- 0- 0 | Trahan (W 4-1) | - 2:04 | |
| 3Feb 29, 2008 | SOUTH ALABAMA | W 7-0 | 7 | 10 | 1/ | 0 | 3 | 4 | 7 | 12- 3- 0 | 0- 0- 0 | Hofer (W 7-1) | 812 2:02 | |
| 3Mar 01, 2008 | PENN STATE | 0-3 L | 0 | 1 | 0/ | 3 | 6 | 0 | 7 | 12- 4- 0 | 0- 0- 0 | Hofer (L 7-2) | - 1:26 | |
| 3Mar 01, 2008 | TULSA | W 4-2 | 4 | 4 | 0/ | 2 | 5 | 1 | 7 | 13- 4- 0 | 0- 0- 0 | Faile (W 1-0) | 836 1:39 | |
| 3Mar 02, 2008 | SOUTH ALABAMA | W 1-0 | 1 | 5 | 0/ | 0 | 4 | 0 | 7 | 14- 4- 0 | 0- 0- 0 | Trahan (W 5-1) | - 1:45 | |
| 3Mar 02, 2008 | TULSA | W 6-1 | 6 | 11 | 0/ | 1 | 3 | 2 | 7 | 15- 4- 0 | 0- 0- 0 | Hofer (W 8-2) | 661 1:51 | |
| Mar 05, 2008 | at Nicholls State | W 3-0 | 3 | 7 | 2/ | 0 | 4 | 1 | 7 | 16- 4- 0 | 0- 0- 0 | Faile (W 2-0) | 502 2:00 | |
| *Mar 08, 2008 | #16 GEORGIA | W 8-1 | 8 | 8 | 1/ | 1 | 4 | 0 | 7 | 17- 4- 0 | 1- 0- 0 | Hofer (W 9-2) | - 2:07 | |
| *Mar 08, 2008 | #16 GEORGIA | W 1-0 | 1 | 2 | 0/ | 0 | 1 | 0 | 7 | 18- 4- 0 | 2- 0- 0 | Trahan (W 6-1) | 883 1:27 | |
| *Mar 09, 2008 | #16 GEORGIA | W 5-2 | 5 | 5 | 3/ | 2 | 1 | 0 | 7 | 19- 4- 0 | 3- 0- 0 | Hofer (W 10-2) | 756 1:47 | |
| Mar 11, 2008 | TROY | W 7-6 | 7 | 15 | 0/ | 6 | 11 | 1 | (11) | 20- 4- 0 | 3- 0- 0 | Trahan (W 7-1) | 565 3:14 | |
| 4Mar 14, 2008 | vs Fordham | W 8-3 | 8 | 10 | 2/ | 3 | 6 | 3 | 7 | 21- 4- 0 | 3- 0- 0 | Trahan (W 8-1) | - 2:08 | |
| 4Mar 14, 2008 | vs Oklahoma State | W 2-0 | 2 | 6 | 0/ | 0 | 4 | 1 | 7 | 22- 4- 0 | 3- 0- 0 | Hofer (W 11-2) | 300 1:43 | |
| 4Mar 15, 2008 | vs Purdue | W 4-0 | 4 | 6 | 0/ | 0 | 5 | 1 | 7 | 23- 4- 0 | 3- 0- 0 | Trahan (W 9-1) | 153 1:57 | |
| 4Mar 16, 2008 | vs South Florida | W 2-1 | 2 | 6 | 1/ | 1 | 4 | 1 | (8) | 24- 4- 0 | 3- 0- 0 | Hofer (W 12-2) | 129 1:53 | |

- 1 - Easton Tiger Classic; Baton Rouge, La.
- 2 - Palm Springs Classic; Palm Springs, Calif.
- 3 - Easton Purple & Gold Challenge; Baton Rouge, La.
- 4 - USF Under Armour Showcase; Tampa, Fla.
- * - SEC game
- () extra inning game

2008 LSU Tiger Softball
Overall Statistics for LSU (as of Mar 17, 2008)
(All games Sorted by Batting avg)

Record: 24-4 Home: 17-1 Away: 1-0 Neutral: 6-3 SEC: 3-0

| Player | AVG | GP-GS | AB | R | H | 2B | 3B | HR | RBI | TB | SLG% | BB | HBP | SO | GDP | OB% | SF | SH | SB-ATT | PO | A | E | FLD% |
|----------------------|------|-------|-----|-----|-----|----|----|----|-----|-----|------|-----|-----|-----|-----|------|----|----|--------|-----|-----|----|-------|
| 13 Shannon Stein.... | .425 | 28-27 | 73 | 16 | 31 | 6 | 0 | 1 | 14 | 40 | .548 | 9 | 0 | 5 | 1 | .482 | 1 | 0 | 5-5 | 41 | 17 | 5 | .921 |
| 4 Killian Roessner. | .325 | 28-27 | 83 | 12 | 27 | 8 | 0 | 8 | 28 | 59 | .711 | 10 | 1 | 13 | 0 | .392 | 3 | 0 | 1-1 | 243 | 19 | 2 | .992 |
| 55 Rachel Mitchell.. | .325 | 28-28 | 83 | 21 | 27 | 7 | 2 | 3 | 21 | 47 | .566 | 16 | 2 | 9 | 0 | .437 | 2 | 1 | 9-9 | 16 | 2 | 0 | 1.000 |
| 44 Dee Dee Henderson | .296 | 28-27 | 71 | 17 | 21 | 2 | 0 | 0 | 4 | 23 | .324 | 7 | 4 | 14 | 0 | .390 | 0 | 2 | 21-22 | 1 | 0 | 0 | 1.000 |
| 14 Tayl'r Hollis.... | .288 | 28-28 | 80 | 14 | 23 | 5 | 1 | 5 | 24 | 45 | .563 | 15 | 0 | 12 | 0 | .396 | 1 | 0 | 4-5 | 50 | 28 | 3 | .963 |
| 9 Jazz Jackson..... | .284 | 28-28 | 88 | 16 | 25 | 2 | 0 | 0 | 7 | 27 | .307 | 3 | 1 | 8 | 0 | .312 | 1 | 3 | 12-12 | 29 | 1 | 1 | .968 |
| 17 Erika Sluss..... | .284 | 27-27 | 67 | 11 | 19 | 1 | 0 | 2 | 10 | 26 | .388 | 15 | 5 | 11 | 1 | .443 | 1 | 0 | 3-3 | 103 | 16 | 3 | .975 |
| 0 Quinlan Duhon.... | .203 | 26-24 | 69 | 10 | 14 | 4 | 0 | 2 | 10 | 24 | .348 | 11 | 2 | 11 | 1 | .329 | 0 | 1 | 2-2 | 58 | 4 | 1 | .984 |
| ----- | | | | | | | | | | | | | | | | | | | | | | | |
| 21 Casey Faile..... | .391 | 12-6 | 23 | 2 | 9 | 3 | 0 | 2 | 7 | 18 | .783 | 0 | 0 | 3 | 0 | .375 | 1 | 0 | 0-0 | 3 | 2 | 0 | 1.000 |
| 10 Ashley Applegate. | .229 | 22-8 | 35 | 7 | 8 | 1 | 0 | 0 | 4 | 9 | .257 | 3 | 1 | 7 | 0 | .308 | 0 | 1 | 3-3 | 12 | 1 | 1 | .929 |
| 3 Jessica Mouse.... | .120 | 23-23 | 50 | 11 | 6 | 1 | 0 | 3 | 5 | 16 | .320 | 16 | 3 | 12 | 0 | .357 | 1 | 2 | 1-1 | 21 | 31 | 2 | .963 |
| 12 Starla Guffey.... | .000 | 6-0 | 6 | 0 | 0 | 0 | 0 | 0 | 0 | 0 | .000 | 0 | 0 | 2 | 0 | .000 | 0 | 0 | 0-0 | 0 | 0 | 0 | .000 |
| 1 Tiffany Shaw..... | .000 | 23-1 | 1 | 13 | 0 | 0 | 0 | 0 | 0 | 0 | .000 | 0 | 0 | 1 | 0 | .000 | 0 | 0 | 8-11 | 0 | 0 | 0 | .000 |
| 2 Tiffany Garcia... | .000 | 1-1 | 0 | 0 | 0 | 0 | 0 | 0 | 0 | 0 | .000 | 0 | 0 | 0 | 0 | .000 | 0 | 0 | 0-0 | 0 | 4 | 0 | 1.000 |
| Totals..... | .288 | 28-28 | 729 | 150 | 210 | 40 | 3 | 26 | 134 | 334 | .458 | 105 | 19 | 108 | 3 | .387 | 11 | 10 | 69-74 | 579 | 139 | 20 | .973 |
| Opponents..... | .173 | 28-28 | 677 | 53 | 117 | 13 | 3 | 20 | 47 | 196 | .290 | 88 | 9 | 255 | 3 | .276 | 2 | 15 | 14-25 | 543 | 225 | 32 | .960 |

LOB - Team (183), Opp (161). DPs turned - Team (7), Opp (13). IBB - Team (4), Roessner 2, Sluss 1, Hollis 1, Opp (3).

(All games Sorted by Earned run avg)

| Player | ERA | W-L | APP | GS | CG | SHO/CBO | SV | IP | H | R | ER | BB | SO | 2B | 3B | HR | AB | B/Avg | WP | HBP | BK | SFA | SHA |
|---------------------|------|------|-----|----|----|---------|----|-------|-----|-----|-----|-----|-----|----|----|----|-----|-------|----|-----|----|-----|-----|
| 5 Dani Hofer..... | 1.08 | 12-2 | 17 | 15 | 10 | 1/3 | 1 | 91.0 | 44 | 20 | 14 | 43 | 143 | 4 | 2 | 9 | 315 | .140 | 3 | 6 | 0 | 0 | 6 |
| 22 Cody Trahan..... | 1.51 | 9-1 | 11 | 7 | 4 | 2/2 | 0 | 55.2 | 34 | 13 | 12 | 20 | 70 | 3 | 1 | 5 | 191 | .178 | 2 | 0 | 0 | 0 | 7 |
| 21 Casey Faile..... | 1.98 | 2-0 | 10 | 3 | 2 | 1/3 | 0 | 28.1 | 20 | 8 | 8 | 11 | 33 | 3 | 0 | 4 | 103 | .194 | 3 | 1 | 0 | 0 | 2 |
| ----- | | | | | | | | | | | | | | | | | | | | | | | |
| 2 Tiffany Garcia... | 4.67 | 1-1 | 6 | 3 | 1 | 0/0 | 0 | 18.0 | 19 | 12 | 12 | 14 | 9 | 3 | 0 | 2 | 68 | .279 | 6 | 2 | 0 | 2 | 0 |
| Totals..... | 1.67 | 24-4 | 28 | 28 | 17 | 8/4 | 1 | 193.0 | 117 | 53 | 46 | 88 | 255 | 13 | 3 | 20 | 677 | .173 | 14 | 9 | 0 | 2 | 15 |
| Opponents..... | 4.91 | 4-24 | 28 | 28 | 14 | 2/0 | 0 | 181.0 | 210 | 150 | 127 | 105 | 108 | 40 | 3 | 26 | 729 | .288 | 14 | 19 | 3 | 11 | 10 |

PB - Team (2), Sluss 2, Opp (5). SBA/ATT - Roessner (13-23), Hofer (7-11), Trahan (4-6), Faile (2-6), Sluss (1-2), Garcia (1-2).

2008 LSU Tiger Softball
 Game Results for LSU (as of Mar 10, 2008)
 (SEC games only)

| Game date | Opposing team | Score | r h e/ r h e | Inns | Overall | SEC | Pitcher of record | Attend Time |
|---------------|---------------|-------|--------------|------|---------|---------|-------------------|-------------|
| ----- | ----- | ---- | -----/----- | ---- | ----- | ----- | ----- | ----- |
| *Mar 08, 2008 | #16 GEORGIA | W 8-1 | 8 8 1/ 1 4 0 | 7 | 1- 0- 0 | 1- 0- 0 | Hofer (W 9-2) | - 2:07 |
| *Mar 08, 2008 | #16 GEORGIA | W 1-0 | 1 2 0/ 0 1 0 | 7 | 2- 0- 0 | 2- 0- 0 | Trahan (W 6-1) | 883 1:27 |
| *Mar 09, 2008 | #16 GEORGIA | W 5-2 | 5 5 3/ 2 1 0 | 7 | 3- 0- 0 | 3- 0- 0 | Hofer (W 10-2) | 756 1:47 |

- 1 - Easton Tiger Classic; Baton Rouge, La.
- 2 - Palm Springs Classic; Palm Springs, Calif.
- 3 - Easton Purple & Gold Challenge; Baton Rouge, La.
- 4 - USF Under Armour Challenge; Tampa, Fla.
- * - SEC game
- () extra inning game

2008 LSU Tiger Softball
 Conference statistics for LSU (as of Mar 10, 2008)
 (SEC games only Sorted by Batting avg)

Record: 3-0 Home: 3-0 Away: 0-0 SEC: 3-0

| Player | AVG | GP-GS | AB | R | H | 2B | 3B | HR | RBI | TB | SLG% | BB | HBP | SO | GDP | OB% | SF | SH | SB-ATT | PO | A | E | FLD% |
|----------------------|------|-------|----|----|----|----|----|----|-----|----|-------|----|-----|----|-----|------|----|----|--------|----|----|---|-------|
| 4 Killian Roessner. | .333 | 3-3 | 9 | 2 | 3 | 1 | 0 | 1 | 5 | 7 | .778 | 1 | 0 | 3 | 0 | .400 | 0 | 0 | 0-0 | 28 | 2 | 1 | .968 |
| 55 Rachel Mitchell.. | .333 | 3-3 | 6 | 2 | 2 | 2 | 0 | 0 | 1 | 4 | .667 | 4 | 0 | 1 | 0 | .600 | 0 | 0 | 2-2 | 0 | 0 | 0 | .000 |
| 17 Erika Sluss..... | .333 | 3-3 | 6 | 0 | 2 | 0 | 0 | 0 | 0 | 2 | .333 | 2 | 1 | 0 | 0 | .556 | 0 | 0 | 0-0 | 11 | 2 | 1 | .929 |
| 9 Jazz Jackson..... | .200 | 3-3 | 10 | 1 | 2 | 0 | 0 | 0 | 2 | 2 | .200 | 0 | 0 | 2 | 0 | .200 | 0 | 0 | 0-0 | 3 | 0 | 0 | 1.000 |
| 44 Dee Dee Henderson | .167 | 3-3 | 6 | 1 | 1 | 0 | 0 | 0 | 0 | 1 | .167 | 0 | 1 | 2 | 0 | .286 | 0 | 1 | 2-2 | 0 | 0 | 0 | .000 |
| 3 Jessica Mouse.... | .143 | 3-3 | 7 | 1 | 1 | 0 | 0 | 1 | 1 | 4 | .571 | 2 | 0 | 1 | 0 | .333 | 0 | 0 | 0-0 | 3 | 4 | 0 | 1.000 |
| 0 Quinlan Duhon.... | .111 | 3-3 | 9 | 0 | 1 | 0 | 0 | 0 | 1 | 1 | .111 | 1 | 0 | 2 | 0 | .200 | 0 | 0 | 0-0 | 3 | 0 | 0 | 1.000 |
| 14 Tayl'r Hollis.... | .000 | 3-3 | 8 | 2 | 0 | 0 | 0 | 0 | 0 | 0 | .000 | 2 | 0 | 2 | 0 | .200 | 0 | 0 | 0-0 | 7 | 4 | 1 | .917 |
| ----- | | | | | | | | | | | | | | | | | | | | | | | |
| 21 Casey Faile..... | .500 | 2-0 | 2 | 1 | 1 | 0 | 0 | 1 | 3 | 4 | 2.000 | 0 | 0 | 0 | 0 | .500 | 0 | 0 | 0-0 | 0 | 0 | 0 | .000 |
| 13 Shannon Stein.... | .400 | 3-3 | 5 | 2 | 2 | 0 | 0 | 0 | 0 | 2 | .400 | 2 | 0 | 0 | 0 | .571 | 0 | 0 | 0-0 | 8 | 3 | 1 | .917 |
| 1 Tiffany Shaw..... | .000 | 3-0 | 0 | 2 | 0 | 0 | 0 | 0 | 0 | 0 | .000 | 0 | 0 | 0 | 0 | .000 | 0 | 0 | 3-3 | 0 | 0 | 0 | .000 |
| Totals..... | .221 | 3-3 | 68 | 14 | 15 | 3 | 0 | 3 | 13 | 27 | .397 | 14 | 2 | 13 | 0 | .369 | 0 | 1 | 7-7 | 63 | 17 | 4 | .952 |
| Opponents..... | .085 | 3-3 | 71 | 3 | 6 | 1 | 0 | 0 | 1 | 7 | .099 | 10 | 1 | 29 | 0 | .207 | 0 | 0 | 1-2 | 54 | 23 | 0 | 1.000 |

LOB - Team (17), Opp (16).

(SEC games only Sorted by Earned run avg)

| Player | ERA | W-L | APP | GS | CG | SHO/CBO | SV | IP | H | R | ER | BB | SO | 2B | 3B | HR | AB | B/Avg | WP | HBP | BK | SFA | SHA |
|---------------------|------|-----|-----|----|----|---------|----|------|----|----|----|----|----|----|----|----|----|-------|----|-----|----|-----|-----|
| 22 Cody Trahan..... | 0.00 | 1-0 | 1 | 1 | 1 | 1/0 | 0 | 7.0 | 1 | 0 | 0 | 1 | 8 | 0 | 0 | 0 | 21 | .048 | 0 | 0 | 0 | 0 | 0 |
| 5 Dani Hofer..... | 0.50 | 2-0 | 2 | 2 | 2 | 0/0 | 0 | 14.0 | 5 | 3 | 1 | 9 | 21 | 1 | 0 | 0 | 50 | .100 | 0 | 1 | 0 | 0 | 0 |
| Totals..... | 0.33 | 3-0 | 3 | 3 | 3 | 1/0 | 0 | 21.0 | 6 | 3 | 1 | 10 | 29 | 1 | 0 | 0 | 71 | .085 | 0 | 1 | 0 | 0 | 0 |
| Opponents..... | 5.44 | 0-3 | 3 | 3 | 1 | 0/0 | 0 | 18.0 | 15 | 14 | 14 | 14 | 13 | 3 | 0 | 3 | 68 | .221 | 1 | 2 | 0 | 0 | 1 |

SBA/ATT - Roessner (1-2), Trahan (0-1), Hofer (1-1).

2008 LSU Tiger Softball
 Game Results for LSU (as of Mar 20, 2008)
 (Winning Streak)

| Game date | Opposing team | Score | r | h | e/ | r | h | e | Inns | Overall | SEC | Pitcher of record | Attend Time | |
|------------------|----------------|-------|-------------|----|----|------|-------|-------|-------|----------|---------|-------------------|-------------|-------|
| ----- | ----- | ---- | -----/----- | | | ---- | ----- | ----- | ----- | ----- | ----- | ----- | ----- | ----- |
| 3Mar 01, 2008 | TULSA | W 4-2 | 4 | 4 | 0/ | 2 | 5 | 1 | 7 | 1- 0- 0 | 0- 0- 0 | Faile (W 1-0) | 836 1:39 | |
| 3Mar 02, 2008 | SOUTH ALABAMA | W 1-0 | 1 | 5 | 0/ | 0 | 4 | 0 | 7 | 2- 0- 0 | 0- 0- 0 | Trahan (W 5-1) | - 1:45 | |
| 3Mar 02, 2008 | TULSA | W 6-1 | 6 | 11 | 0/ | 1 | 3 | 2 | 7 | 3- 0- 0 | 0- 0- 0 | Hofer (W 8-2) | 661 1:51 | |
| Mar 05, 2008 at | Nicholls State | W 3-0 | 3 | 7 | 2/ | 0 | 4 | 1 | 7 | 4- 0- 0 | 0- 0- 0 | Faile (W 2-0) | 502 2:00 | |
| *Mar 08, 2008 | #16 GEORGIA | W 8-1 | 8 | 8 | 1/ | 1 | 4 | 0 | 7 | 5- 0- 0 | 1- 0- 0 | Hofer (W 9-2) | - 2:07 | |
| *Mar 08, 2008 | #16 GEORGIA | W 1-0 | 1 | 2 | 0/ | 0 | 1 | 0 | 7 | 6- 0- 0 | 2- 0- 0 | Trahan (W 6-1) | 883 1:27 | |
| *Mar 09, 2008 | #16 GEORGIA | W 5-2 | 5 | 5 | 3/ | 2 | 1 | 0 | 7 | 7- 0- 0 | 3- 0- 0 | Hofer (W 10-2) | 756 1:47 | |
| Mar 11, 2008 | TROY | W 7-6 | 7 | 15 | 0/ | 6 | 11 | 1 | (11) | 8- 0- 0 | 3- 0- 0 | Trahan (W 7-1) | 565 3:14 | |
| 4Mar 14, 2008 vs | Fordham | W 8-3 | 8 | 10 | 2/ | 3 | 6 | 3 | 7 | 9- 0- 0 | 3- 0- 0 | Trahan (W 8-1) | - 2:08 | |
| 4Mar 14, 2008 vs | Oklahoma State | W 2-0 | 2 | 6 | 0/ | 0 | 4 | 1 | 7 | 10- 0- 0 | 3- 0- 0 | Hofer (W 11-2) | 300 1:43 | |
| 4Mar 15, 2008 vs | Purdue | W 4-0 | 4 | 6 | 0/ | 0 | 5 | 1 | 7 | 11- 0- 0 | 3- 0- 0 | Trahan (W 9-1) | 153 1:57 | |
| 4Mar 16, 2008 vs | South Florida | W 2-1 | 2 | 6 | 1/ | 1 | 4 | 1 | (8) | 12- 0- 0 | 3- 0- 0 | Hofer (W 12-2) | 129 1:53 | |

- 1 - Easton Tiger Classic; Baton Rouge, La.
- 2 - Palm Springs Classic; Palm Springs, Calif.
- 3 - Easton Purple & Gold Challenge; Baton Rouge, La.
- 4 - USF Under Armour Showcase; Tampa, Fla.
- * - SEC game
- () extra inning game

2008 LSU Tiger Softball
Overall Statistics for LSU (as of Mar 20, 2008)
(Winning Streak Sorted by Batting avg)

Record: 12-0 Home: 7-0 Away: 1-0 Neutral: 4-0 SEC: 3-0

| Player | AVG | GP-GS | AB | R | H | 2B | 3B | HR | RBI | TB | SLG% | BB | HBP | SO | GDP | OB% | SF | SH | SB-ATT | PO | A | E | FLD% |
|----------------------|------|-------|-----|----|----|----|----|----|-----|-----|------|----|-----|-----|-----|------|----|----|--------|-----|-----|----|-------|
| 4 Killian Roessner. | .395 | 12-12 | 38 | 7 | 15 | 5 | 0 | 4 | 13 | 32 | .842 | 5 | 0 | 7 | 0 | .465 | 0 | 0 | 0-0 | 105 | 8 | 1 | .991 |
| 13 Shannon Stein.... | .367 | 12-11 | 30 | 5 | 11 | 2 | 0 | 0 | 5 | 13 | .433 | 3 | 0 | 3 | 0 | .424 | 0 | 0 | 0-0 | 26 | 5 | 1 | .969 |
| 55 Rachel Mitchell.. | .324 | 12-12 | 34 | 4 | 11 | 5 | 0 | 1 | 8 | 19 | .559 | 8 | 0 | 3 | 0 | .442 | 1 | 1 | 3-3 | 6 | 2 | 0 | 1.000 |
| 44 Dee Dee Henderson | .267 | 12-11 | 30 | 6 | 8 | 1 | 0 | 0 | 1 | 9 | .300 | 2 | 3 | 6 | 0 | .371 | 0 | 1 | 8-9 | 1 | 0 | 0 | 1.000 |
| 9 Jazz Jackson..... | .257 | 12-12 | 35 | 9 | 9 | 0 | 0 | 0 | 2 | 9 | .257 | 2 | 0 | 4 | 0 | .297 | 0 | 3 | 5-5 | 11 | 1 | 1 | .923 |
| 17 Erika Sluss..... | .241 | 12-12 | 29 | 4 | 7 | 0 | 0 | 0 | 0 | 7 | .241 | 5 | 5 | 2 | 1 | .436 | 0 | 0 | 0-0 | 40 | 12 | 2 | .963 |
| 14 Tayl'r Hollis.... | .222 | 12-12 | 36 | 4 | 8 | 2 | 0 | 0 | 4 | 10 | .278 | 6 | 0 | 4 | 0 | .326 | 1 | 0 | 1-1 | 26 | 18 | 2 | .957 |
| 0 Quinlan Duhon.... | .129 | 12-10 | 31 | 0 | 4 | 1 | 0 | 0 | 2 | 5 | .161 | 3 | 1 | 4 | 1 | .229 | 0 | 1 | 1-1 | 32 | 2 | 0 | 1.000 |
| ----- | | | | | | | | | | | | | | | | | | | | | | | |
| 21 Casey Faile..... | .381 | 9-6 | 21 | 2 | 8 | 3 | 0 | 2 | 6 | 17 | .810 | 0 | 0 | 2 | 0 | .381 | 0 | 0 | 0-0 | 1 | 1 | 0 | 1.000 |
| 10 Ashley Applegate. | .214 | 8-3 | 14 | 1 | 3 | 0 | 0 | 0 | 1 | 3 | .214 | 0 | 0 | 1 | 0 | .214 | 0 | 1 | 1-1 | 7 | 1 | 1 | .889 |
| 3 Jessica Mouse.... | .056 | 8-8 | 18 | 3 | 1 | 0 | 0 | 1 | 2 | 4 | .222 | 6 | 0 | 3 | 0 | .292 | 0 | 0 | 0-0 | 10 | 12 | 1 | .957 |
| 12 Starla Guffey.... | .000 | 1-0 | 1 | 0 | 0 | 0 | 0 | 0 | 0 | 0 | .000 | 0 | 0 | 0 | 0 | .000 | 0 | 0 | 0-0 | 0 | 0 | 0 | .000 |
| 2 Tiffany Garcia... | .000 | 1-1 | 0 | 0 | 0 | 0 | 0 | 0 | 0 | 0 | .000 | 0 | 0 | 0 | 0 | .000 | 0 | 0 | 0-0 | 0 | 1 | 0 | 1.000 |
| 1 Tiffany Shaw..... | .000 | 9-1 | 0 | 6 | 0 | 0 | 0 | 0 | 0 | 0 | .000 | 0 | 0 | 0 | 0 | .000 | 0 | 0 | 3-4 | 0 | 0 | 0 | .000 |
| Totals..... | .268 | 12-12 | 317 | 51 | 85 | 19 | 0 | 8 | 44 | 128 | .404 | 40 | 9 | 39 | 2 | .364 | 2 | 7 | 22-24 | 267 | 69 | 9 | .974 |
| Opponents..... | .170 | 12-12 | 306 | 16 | 52 | 7 | 0 | 4 | 12 | 71 | .232 | 39 | 4 | 113 | 2 | .271 | 1 | 9 | 6-11 | 241 | 102 | 11 | .969 |

LOB - Team (84), Opp (77). DPs turned - Team (4), Opp (6). IBB - Team (4), Roessner 2, Sluss 1, Hollis 1, Opp (2).

(Winning Streak Sorted by Earned run avg)

| Player | ERA | W-L | APP | GS | CG | SHO/CBO | SV | IP | H | R | ER | BB | SO | 2B | 3B | HR | AB | B/Avg | WP | HBP | BK | SFA | SHA |
|---------------------|------|------|-----|----|----|---------|----|------|----|----|----|----|-----|----|----|----|-----|-------|----|-----|----|-----|-----|
| 22 Cody Trahan..... | 0.00 | 5-0 | 5 | 3 | 2 | 2/1 | 0 | 29.0 | 11 | 1 | 0 | 8 | 34 | 0 | 0 | 0 | 91 | .121 | 1 | 0 | 0 | 0 | 4 |
| 5 Dani Hofer..... | 0.55 | 5-0 | 6 | 5 | 5 | 1/1 | 1 | 38.0 | 19 | 5 | 3 | 21 | 60 | 2 | 0 | 1 | 131 | .145 | 1 | 3 | 0 | 0 | 3 |
| 21 Casey Faile..... | 2.49 | 2-0 | 4 | 3 | 2 | 1/0 | 0 | 19.2 | 16 | 7 | 7 | 9 | 19 | 3 | 0 | 3 | 73 | .219 | 0 | 0 | 0 | 0 | 2 |
| ----- | | | | | | | | | | | | | | | | | | | | | | | |
| 2 Tiffany Garcia... | 9.00 | 0-0 | 1 | 1 | 0 | 0/0 | 0 | 2.1 | 6 | 3 | 3 | 1 | 0 | 2 | 0 | 0 | 11 | .545 | 2 | 1 | 0 | 1 | 0 |
| Totals..... | 1.02 | 12-0 | 12 | 12 | 9 | 5/1 | 1 | 89.0 | 52 | 16 | 13 | 39 | 113 | 7 | 0 | 4 | 306 | .170 | 4 | 4 | 0 | 1 | 9 |
| Opponents..... | 3.57 | 0-12 | 12 | 12 | 6 | 0/0 | 0 | 80.1 | 85 | 51 | 41 | 40 | 39 | 19 | 0 | 8 | 317 | .268 | 4 | 9 | 1 | 2 | 7 |

PB - Team (0), Opp (1). SBA/ATT - Roessner (5-9), Hofer (2-4), Faile (2-4), Trahan (2-3), Sluss (1-2).

2008 LSU Tiger Softball
Team Game-by-Game for LSU (as of Mar 17, 2008)
Batting (All games)

| Date | Opponent | AB | R | H | RBI | 2B | 3B | HR | BB | IBB | SB | CS | HBP | SAC | SF | GDP | K | PO | A | E | Avg |
|---------------|------------------------|------------|------------|------------|------------|-----------|----------|-----------|------------|----------|-----------|----------|-----------|-----------|-----------|----------|------------|------------|------------|-----------|-------------|
| Feb 15, 2008 | at St. John's | 27 | 14 | 12 | 13 | 2 | 1 | 2 | 6 | 0 | 5 | 0 | 2 | 0 | 0 | 0 | 8 | 15 | 2 | 0 | .444 |
| Feb 15, 2008 | Ball State | 23 | 4 | 6 | 4 | 2 | 1 | 0 | 4 | 0 | 2 | 0 | 0 | 0 | 0 | 0 | 2 | 21 | 5 | 2 | .360 |
| Feb 16, 2008 | at Nicholls State | 27 | 9 | 8 | 7 | 1 | 0 | 3 | 8 | 0 | 10 | 0 | 0 | 0 | 1 | 0 | 6 | 18 | 2 | 0 | .338 |
| Feb 16, 2008 | Chattanooga | 25 | 9 | 11 | 9 | 3 | 0 | 1 | 5 | 0 | 6 | 0 | 1 | 0 | 0 | 0 | 4 | 15 | 4 | 0 | .363 |
| Feb 17, 2008 | Ball State | 25 | 10 | 10 | 7 | 1 | 0 | 0 | 5 | 0 | 5 | 0 | 1 | 0 | 2 | 1 | 3 | 18 | 10 | 0 | .370 |
| Feb 17, 2008 | Nicholls State | 28 | 9 | 12 | 9 | 4 | 1 | 0 | 2 | 0 | 4 | 0 | 0 | 0 | 2 | 0 | 1 | 21 | 3 | 3 | .381 |
| Feb 19, 2008 | Southeastern La. | 28 | 7 | 12 | 6 | 2 | 0 | 1 | 3 | 0 | 5 | 0 | 0 | 0 | 2 | 0 | 2 | 21 | 4 | 1 | .388 |
| Feb 22, 2008 | vs Florida Atlantic | 23 | 0 | 4 | 0 | 1 | 0 | 0 | 3 | 0 | 0 | 0 | 0 | 0 | 0 | 0 | 0 | 21 | 6 | 0 | .364 |
| Feb 22, 2008 | vs Pacific | 25 | 2 | 4 | 2 | 2 | 0 | 1 | 5 | 0 | 0 | 0 | 1 | 0 | 0 | 0 | 5 | 21 | 2 | 2 | .342 |
| Feb 23, 2008 | vs Cal State Fullerton | 24 | 3 | 3 | 3 | 0 | 0 | 1 | 4 | 0 | 1 | 0 | 0 | 1 | 0 | 0 | 2 | 24 | 3 | 0 | .322 |
| Feb 23, 2008 | vs Northwestern | 26 | 4 | 7 | 3 | 0 | 0 | 3 | 1 | 0 | 2 | 1 | 0 | 1 | 0 | 0 | 12 | 18 | 5 | 0 | .317 |
| Feb 24, 2008 | vs Arizona | 26 | 4 | 7 | 4 | 1 | 0 | 0 | 2 | 0 | 0 | 0 | 2 | 0 | 1 | 0 | 12 | 18 | 7 | 0 | .313 |
| Feb 27, 2008 | UL-Monroe | 28 | 9 | 10 | 8 | 1 | 0 | 2 | 5 | 0 | 2 | 0 | 1 | 0 | 0 | 0 | 4 | 21 | 4 | 1 | .316 |
| Feb 29, 2008 | at Southern Miss | 26 | 8 | 8 | 8 | 0 | 0 | 2 | 8 | 0 | 2 | 1 | 1 | 1 | 1 | 0 | 2 | 21 | 3 | 1 | .316 |
| Feb 29, 2008 | South Alabama | 30 | 7 | 10 | 7 | 1 | 0 | 2 | 4 | 0 | 3 | 0 | 1 | 0 | 0 | 0 | 3 | 21 | 5 | 1 | .317 |
| Mar 01, 2008 | at Penn State | 21 | 0 | 1 | 0 | 0 | 0 | 0 | 0 | 0 | 0 | 1 | 0 | 0 | 0 | 0 | 3 | 18 | 5 | 0 | .303 |
| Mar 01, 2008 | Tulsa | 21 | 4 | 4 | 3 | 2 | 0 | 0 | 3 | 0 | 0 | 0 | 1 | 1 | 0 | 0 | 4 | 21 | 6 | 0 | .298 |
| Mar 02, 2008 | South Alabama | 23 | 1 | 5 | 1 | 2 | 0 | 1 | 0 | 0 | 1 | 0 | 0 | 0 | 0 | 0 | 5 | 21 | 7 | 0 | .294 |
| Mar 02, 2008 | Tulsa | 28 | 6 | 11 | 5 | 2 | 0 | 1 | 3 | 0 | 4 | 0 | 0 | 1 | 1 | 1 | 2 | 21 | 2 | 0 | .300 |
| Mar 05, 2008 | at Nicholls State | 27 | 3 | 7 | 2 | 2 | 0 | 1 | 2 | 0 | 1 | 0 | 1 | 1 | 0 | 0 | 2 | 21 | 5 | 2 | .297 |
| Mar 08, 2008 | *Georgia | 25 | 8 | 8 | 7 | 2 | 0 | 1 | 8 | 0 | 2 | 0 | 1 | 1 | 0 | 0 | 4 | 21 | 6 | 1 | .299 |
| Mar 08, 2008 | *Georgia | 20 | 1 | 2 | 1 | 0 | 0 | 0 | 3 | 0 | 3 | 0 | 1 | 0 | 0 | 0 | 4 | 21 | 6 | 0 | .291 |
| Mar 09, 2008 | *Georgia | 23 | 5 | 5 | 5 | 1 | 0 | 2 | 3 | 0 | 2 | 0 | 0 | 0 | 0 | 0 | 5 | 21 | 5 | 3 | .288 |
| Mar 11, 2008 | Troy | 43 | 7 | 15 | 7 | 4 | 0 | 1 | 6 | 4 | 3 | 0 | 3 | 1 | 0 | 0 | 5 | 33 | 8 | 0 | .293 |
| Mar 14, 2008 | vs Fordham | 31 | 8 | 10 | 5 | 2 | 0 | 0 | 3 | 0 | 4 | 0 | 0 | 1 | 1 | 1 | 1 | 21 | 9 | 2 | .294 |
| Mar 14, 2008 | vs Oklahoma State | 27 | 2 | 6 | 2 | 1 | 0 | 1 | 2 | 0 | 0 | 0 | 0 | 0 | 0 | 0 | 3 | 21 | 5 | 0 | .291 |
| Mar 15, 2008 | vs Purdue | 21 | 4 | 6 | 4 | 1 | 0 | 0 | 4 | 0 | 0 | 2 | 2 | 1 | 0 | 0 | 3 | 21 | 6 | 0 | .291 |
| Mar 16, 2008 | vs South Florida | 28 | 2 | 6 | 2 | 0 | 0 | 0 | 3 | 0 | 2 | 0 | 0 | 0 | 0 | 0 | 1 | 24 | 4 | 1 | .288 |
| Totals | | 729 | 150 | 210 | 134 | 40 | 3 | 26 | 105 | 4 | 69 | 5 | 19 | 10 | 11 | 3 | 108 | 579 | 139 | 20 | .288 |

2008 LSU Tiger Softball
Team Game-by-Game for LSU (as of Mar 17, 2008)
Pitching (All games)

| Date | Opponent | IP | H | R | ER | BB | SO | 2B | 3B | HR | WP | BK | HBP | DP | IBB | Score | W-L | SV | ERA |
|--------------|------------------------|-------|-----|----|----|----|-----|----|----|----|----|----|-----|----|-----|--------|------|----|------|
| Feb 15, 2008 | at St. John's | 5.0 | 1 | 0 | 0 | 1 | 4 | 0 | 0 | 0 | 1 | 0 | 1 | 0 | 0 | 14-0 | 1-0 | 0 | 0.00 |
| Feb 15, 2008 | Ball State | 7.0 | 2 | 2 | 0 | 3 | 9 | 0 | 0 | 1 | 0 | 0 | 0 | 0 | 0 | 4-2 | 2-0 | 0 | 0.00 |
| Feb 16, 2008 | at Nicholls State | 6.0 | 4 | 1 | 1 | 2 | 10 | 0 | 0 | 0 | 1 | 0 | 0 | 0 | 0 | 9-1 | 3-0 | 0 | 0.39 |
| Feb 16, 2008 | Chattanooga | 5.0 | 1 | 1 | 1 | 2 | 11 | 0 | 0 | 1 | 1 | 0 | 1 | 0 | 0 | 9-1 | 4-0 | 0 | 0.61 |
| Feb 17, 2008 | Ball State | 6.0 | 3 | 2 | 2 | 4 | 3 | 0 | 0 | 0 | 2 | 0 | 0 | 0 | 0 | 10-2 | 5-0 | 0 | 0.97 |
| Feb 17, 2008 | Nicholls State | 7.0 | 4 | 2 | 1 | 4 | 9 | 1 | 1 | 0 | 0 | 0 | 0 | 1 | 0 | 9-2 | 6-0 | 0 | 0.97 |
| Feb 19, 2008 | Southeastern La. | 7.0 | 3 | 0 | 0 | 1 | 12 | 0 | 0 | 0 | 0 | 0 | 0 | 1 | 0 | 7-0 | 7-0 | 0 | 0.81 |
| Feb 22, 2008 | vs Florida Atlantic | 7.0 | 9 | 3 | 3 | 2 | 9 | 3 | 0 | 1 | 0 | 0 | 0 | 0 | 0 | 0-3 | 7-1 | 0 | 1.12 |
| Feb 22, 2008 | vs Pacific | 7.0 | 3 | 1 | 0 | 1 | 10 | 0 | 0 | 0 | 0 | 0 | 0 | 0 | 0 | 2-1 | 8-1 | 0 | 0.98 |
| Feb 23, 2008 | vs Cal State Fullerton | 8.0 | 2 | 2 | 2 | 3 | 14 | 0 | 0 | 2 | 0 | 0 | 0 | 0 | 1 | 3-2 | 9-1 | 0 | 1.08 |
| Feb 23, 2008 | vs Northwestern | 6.0 | 5 | 6 | 6 | 6 | 5 | 1 | 0 | 2 | 1 | 0 | 2 | 0 | 0 | 4-6 | 9-2 | 0 | 1.58 |
| Feb 24, 2008 | vs Arizona | 6.0 | 9 | 7 | 7 | 7 | 6 | 0 | 1 | 4 | 2 | 0 | 0 | 0 | 0 | 4-7 | 9-3 | 0 | 2.09 |
| Feb 27, 2008 | UL-Monroe | 7.0 | 5 | 2 | 2 | 3 | 14 | 0 | 0 | 1 | 1 | 0 | 0 | 0 | 0 | 9-2 | 10-3 | 0 | 2.08 |
| Feb 29, 2008 | at Southern Miss | 7.0 | 5 | 5 | 5 | 3 | 11 | 0 | 1 | 3 | 0 | 0 | 0 | 0 | 0 | 8-5 | 11-3 | 0 | 2.31 |
| Feb 29, 2008 | South Alabama | 7.0 | 3 | 0 | 0 | 4 | 12 | 0 | 0 | 0 | 1 | 0 | 0 | 0 | 0 | 7-0 | 12-3 | 0 | 2.14 |
| Mar 01, 2008 | at Penn State | 6.0 | 6 | 3 | 3 | 3 | 3 | 1 | 0 | 1 | 0 | 0 | 1 | 1 | 0 | 0-3 | 12-4 | 0 | 2.22 |
| Mar 01, 2008 | Tulsa | 7.0 | 5 | 2 | 2 | 2 | 6 | 1 | 0 | 1 | 0 | 0 | 0 | 0 | 0 | 4-2 | 13-4 | 0 | 2.21 |
| Mar 02, 2008 | South Alabama | 7.0 | 4 | 0 | 0 | 3 | 10 | 0 | 0 | 0 | 0 | 0 | 0 | 1 | 0 | 1-0 | 14-4 | 0 | 2.08 |
| Mar 02, 2008 | Tulsa | 7.0 | 3 | 1 | 1 | 4 | 10 | 0 | 0 | 0 | 1 | 0 | 0 | 0 | 0 | 6-1 | 15-4 | 0 | 2.02 |
| Mar 05, 2008 | at Nicholls State | 7.0 | 4 | 0 | 0 | 5 | 5 | 1 | 0 | 0 | 0 | 0 | 0 | 0 | 2 | 3-0 | 16-4 | 0 | 1.91 |
| Mar 08, 2008 | *Georgia | 7.0 | 4 | 1 | 1 | 2 | 12 | 1 | 0 | 0 | 0 | 0 | 1 | 0 | 0 | 8-1 | 17-4 | 0 | 1.86 |
| Mar 08, 2008 | *Georgia | 7.0 | 1 | 0 | 0 | 1 | 8 | 0 | 0 | 0 | 0 | 0 | 0 | 0 | 0 | 1-0 | 18-4 | 0 | 1.77 |
| Mar 09, 2008 | *Georgia | 7.0 | 1 | 2 | 0 | 7 | 9 | 0 | 0 | 0 | 0 | 0 | 0 | 0 | 0 | 5-2 | 19-4 | 0 | 1.69 |
| Mar 11, 2008 | Troy | 11.0 | 11 | 6 | 6 | 3 | 16 | 2 | 0 | 1 | 2 | 0 | 1 | 1 | 0 | 7-6 | 20-4 | 0 | 1.84 |
| Mar 14, 2008 | vs Fordham | 7.0 | 6 | 3 | 2 | 0 | 4 | 1 | 0 | 1 | 1 | 0 | 0 | 0 | 0 | 8-3 | 21-4 | 0 | 1.84 |
| Mar 14, 2008 | vs Oklahoma State | 7.0 | 4 | 0 | 0 | 4 | 9 | 0 | 0 | 0 | 0 | 0 | 2 | 0 | 0 | 2-0 | 22-4 | 0 | 1.77 |
| Mar 15, 2008 | vs Purdue | 7.0 | 5 | 0 | 0 | 5 | 8 | 1 | 0 | 0 | 0 | 0 | 0 | 1 | 0 | 4-0 | 23-4 | 1 | 1.70 |
| Mar 16, 2008 | vs South Florida | 8.0 | 4 | 1 | 1 | 3 | 16 | 0 | 0 | 1 | 0 | 0 | 0 | 1 | 0 | 2-1 | 24-4 | 1 | 1.67 |
| Totals | | 193.0 | 117 | 53 | 46 | 88 | 255 | 13 | 3 | 20 | 14 | 0 | 9 | 7 | 3 | 150-53 | 24-4 | 1 | 1.67 |

* = SEC game

2008 LSU Tiger Softball
Opponent Game-by-Game for LSU (as of Mar 17, 2008)
Batting (All games)

| Date | Opponent | AB | R | H | RBI | 2B | 3B | HR | BB | IBB | SB | CS | HBP | SAC | SF | GDP | K | PO | A | E | Avg |
|-----------------|----------|------------|-----------|------------|-----------|-----------|----------|-----------|-----------|----------|-----------|-----------|----------|-----------|----------|----------|------------|------------|------------|-----------|-------------|
| Feb 15, 2008 | LSU | 16 | 0 | 1 | 0 | 0 | 0 | 0 | 1 | 0 | 0 | 0 | 1 | 0 | 0 | 0 | 4 | 15 | 3 | 2 | .062 |
| Feb 15, 2008 at | LSU | 24 | 2 | 2 | 2 | 0 | 0 | 1 | 3 | 0 | 1 | 1 | 0 | 1 | 0 | 0 | 9 | 18 | 11 | 1 | .075 |
| Feb 16, 2008 | LSU | 20 | 1 | 4 | 1 | 0 | 0 | 0 | 2 | 0 | 1 | 0 | 0 | 2 | 0 | 0 | 10 | 18 | 5 | 3 | .117 |
| Feb 16, 2008 at | LSU | 17 | 1 | 1 | 1 | 0 | 0 | 1 | 2 | 0 | 1 | 0 | 1 | 0 | 0 | 0 | 11 | 13 | 4 | 0 | .104 |
| Feb 17, 2008 at | LSU | 20 | 2 | 3 | 2 | 0 | 0 | 0 | 4 | 0 | 0 | 1 | 0 | 0 | 0 | 0 | 3 | 17 | 6 | 5 | .113 |
| Feb 17, 2008 at | LSU | 25 | 2 | 4 | 1 | 1 | 1 | 0 | 4 | 0 | 1 | 1 | 0 | 0 | 0 | 0 | 9 | 18 | 11 | 0 | .123 |
| Feb 19, 2008 at | LSU | 24 | 0 | 3 | 0 | 0 | 0 | 0 | 1 | 0 | 0 | 0 | 0 | 0 | 0 | 0 | 12 | 18 | 10 | 3 | .123 |
| Feb 22, 2008 vs | LSU | 29 | 3 | 9 | 3 | 3 | 0 | 1 | 2 | 0 | 0 | 1 | 0 | 0 | 0 | 0 | 9 | 21 | 11 | 0 | .154 |
| Feb 22, 2008 vs | LSU | 25 | 1 | 3 | 1 | 0 | 0 | 0 | 1 | 0 | 0 | 0 | 0 | 0 | 0 | 0 | 10 | 20 | 5 | 2 | .150 |
| Feb 23, 2008 vs | LSU | 25 | 2 | 2 | 2 | 0 | 0 | 2 | 3 | 1 | 0 | 0 | 0 | 1 | 0 | 0 | 14 | 24 | 12 | 0 | .142 |
| Feb 23, 2008 vs | LSU | 22 | 6 | 5 | 6 | 1 | 0 | 2 | 6 | 0 | 1 | 0 | 2 | 0 | 1 | 0 | 5 | 21 | 6 | 1 | .150 |
| Feb 24, 2008 vs | LSU | 25 | 7 | 9 | 7 | 0 | 1 | 4 | 7 | 0 | 1 | 1 | 0 | 1 | 0 | 0 | 6 | 21 | 4 | 0 | .169 |
| Feb 27, 2008 at | LSU | 26 | 2 | 5 | 1 | 0 | 0 | 1 | 3 | 0 | 0 | 1 | 0 | 0 | 0 | 0 | 14 | 18 | 10 | 0 | .171 |
| Feb 29, 2008 | LSU | 27 | 5 | 5 | 5 | 0 | 1 | 3 | 3 | 0 | 0 | 0 | 0 | 0 | 0 | 0 | 11 | 21 | 9 | 0 | .172 |
| Feb 29, 2008 at | LSU | 23 | 0 | 3 | 0 | 0 | 0 | 0 | 4 | 0 | 2 | 0 | 0 | 1 | 0 | 0 | 12 | 18 | 6 | 4 | .170 |
| Mar 01, 2008 | LSU | 23 | 3 | 6 | 3 | 1 | 0 | 1 | 3 | 0 | 0 | 0 | 1 | 0 | 0 | 1 | 3 | 21 | 10 | 0 | .175 |
| Mar 01, 2008 at | LSU | 23 | 2 | 5 | 2 | 1 | 0 | 1 | 2 | 0 | 0 | 1 | 0 | 2 | 0 | 0 | 6 | 18 | 9 | 1 | .178 |
| Mar 02, 2008 at | LSU | 23 | 0 | 4 | 0 | 0 | 0 | 0 | 3 | 0 | 1 | 0 | 0 | 1 | 0 | 1 | 10 | 18 | 3 | 0 | .177 |
| Mar 02, 2008 at | LSU | 23 | 1 | 3 | 1 | 0 | 0 | 0 | 4 | 0 | 0 | 0 | 0 | 1 | 0 | 0 | 10 | 18 | 7 | 2 | .175 |
| Mar 05, 2008 | LSU | 27 | 0 | 4 | 0 | 1 | 0 | 0 | 5 | 2 | 1 | 0 | 0 | 0 | 0 | 0 | 5 | 21 | 9 | 1 | .173 |
| Mar 08, 2008 at | *LSU | 26 | 1 | 4 | 1 | 1 | 0 | 0 | 2 | 0 | 1 | 0 | 1 | 0 | 0 | 0 | 12 | 18 | 5 | 0 | .172 |
| Mar 08, 2008 at | *LSU | 21 | 0 | 1 | 0 | 0 | 0 | 0 | 1 | 0 | 0 | 1 | 0 | 0 | 0 | 0 | 8 | 18 | 12 | 0 | .167 |
| Mar 09, 2008 at | *LSU | 24 | 2 | 1 | 0 | 0 | 0 | 0 | 7 | 0 | 0 | 0 | 0 | 0 | 0 | 0 | 9 | 18 | 6 | 0 | .162 |
| Mar 11, 2008 at | LSU | 40 | 6 | 11 | 5 | 2 | 0 | 1 | 3 | 0 | 1 | 1 | 1 | 0 | 1 | 1 | 16 | 31 | 10 | 1 | .170 |
| Mar 14, 2008 vs | LSU | 28 | 3 | 6 | 2 | 1 | 0 | 1 | 0 | 0 | 0 | 0 | 0 | 0 | 0 | 0 | 4 | 21 | 9 | 3 | .172 |
| Mar 14, 2008 vs | LSU | 24 | 0 | 4 | 0 | 0 | 0 | 0 | 4 | 0 | 0 | 0 | 2 | 1 | 0 | 0 | 9 | 21 | 7 | 1 | .171 |
| Mar 15, 2008 vs | LSU | 21 | 0 | 5 | 0 | 1 | 0 | 0 | 5 | 0 | 1 | 1 | 0 | 3 | 0 | 0 | 8 | 18 | 11 | 1 | .174 |
| Mar 16, 2008 vs | LSU | 26 | 1 | 4 | 1 | 0 | 0 | 1 | 3 | 0 | 1 | 1 | 0 | 1 | 0 | 0 | 16 | 21 | 14 | 1 | .173 |
| Totals | | 677 | 53 | 117 | 47 | 13 | 3 | 20 | 88 | 3 | 14 | 11 | 9 | 15 | 2 | 3 | 255 | 543 | 225 | 32 | .173 |

2008 LSU Tiger Softball
Opponent Game-by-Game for LSU (as of Mar 17, 2008)
Pitching (All games)

| Date | Opponent | IP | H | R | ER | BB | SO | 2B | 3B | HR | WP | BK | HBP | DP | IBB | Score | W-L | SV | ERA |
|--------------|----------|-------|-----|-----|-----|-----|-----|----|----|----|----|----|-----|----|-----|--------|------|----|-------|
| Feb 15, 2008 | LSU | 5.0 | 12 | 14 | 14 | 6 | 8 | 2 | 1 | 2 | 0 | 0 | 2 | 0 | 0 | 0-14 | 0-1 | 0 | 19.60 |
| Feb 15, 2008 | at LSU | 6.0 | 6 | 4 | 4 | 4 | 2 | 2 | 1 | 0 | 0 | 0 | 0 | 1 | 0 | 2-4 | 0-2 | 0 | 11.45 |
| Feb 16, 2008 | LSU | 6.0 | 8 | 9 | 8 | 8 | 6 | 1 | 0 | 3 | 0 | 0 | 0 | 0 | 0 | 1-9 | 0-3 | 0 | 10.71 |
| Feb 16, 2008 | at LSU | 4.1 | 11 | 9 | 9 | 5 | 4 | 3 | 0 | 1 | 2 | 0 | 1 | 0 | 0 | 1-9 | 0-4 | 0 | 11.48 |
| Feb 17, 2008 | at LSU | 5.2 | 10 | 10 | 6 | 5 | 3 | 1 | 0 | 0 | 0 | 1 | 1 | 1 | 0 | 2-10 | 0-5 | 0 | 10.63 |
| Feb 17, 2008 | at LSU | 6.0 | 12 | 9 | 8 | 2 | 1 | 4 | 1 | 0 | 0 | 0 | 0 | 1 | 0 | 2-9 | 0-6 | 0 | 10.39 |
| Feb 19, 2008 | at LSU | 6.0 | 12 | 7 | 4 | 3 | 2 | 2 | 0 | 1 | 0 | 0 | 0 | 0 | 0 | 0-7 | 0-7 | 0 | 9.51 |
| Feb 22, 2008 | vs LSU | 7.0 | 4 | 0 | 0 | 3 | 0 | 1 | 0 | 0 | 2 | 0 | 0 | 2 | 0 | 3-0 | 1-7 | 0 | 8.07 |
| Feb 22, 2008 | vs LSU | 6.2 | 4 | 2 | 2 | 5 | 5 | 2 | 0 | 1 | 0 | 0 | 1 | 0 | 0 | 1-2 | 1-8 | 0 | 7.31 |
| Feb 23, 2008 | vs LSU | 8.0 | 3 | 3 | 2 | 4 | 2 | 0 | 0 | 1 | 0 | 0 | 0 | 2 | 0 | 2-3 | 1-9 | 0 | 6.58 |
| Feb 23, 2008 | vs LSU | 7.0 | 7 | 4 | 3 | 1 | 12 | 0 | 0 | 3 | 0 | 0 | 0 | 0 | 0 | 6-4 | 2-9 | 0 | 6.21 |
| Feb 24, 2008 | vs LSU | 7.0 | 7 | 4 | 4 | 2 | 12 | 1 | 0 | 0 | 0 | 0 | 2 | 0 | 0 | 7-4 | 3-9 | 0 | 6.00 |
| Feb 27, 2008 | at LSU | 6.0 | 10 | 9 | 8 | 5 | 4 | 1 | 0 | 2 | 0 | 1 | 1 | 0 | 0 | 2-9 | 3-10 | 0 | 6.25 |
| Feb 29, 2008 | LSU | 7.0 | 8 | 8 | 8 | 8 | 2 | 0 | 0 | 2 | 3 | 0 | 1 | 0 | 0 | 5-8 | 3-11 | 0 | 6.39 |
| Feb 29, 2008 | at LSU | 6.0 | 10 | 7 | 6 | 4 | 3 | 1 | 0 | 2 | 3 | 0 | 1 | 0 | 0 | 0-7 | 3-12 | 0 | 6.43 |
| Mar 01, 2008 | LSU | 7.0 | 1 | 0 | 0 | 0 | 3 | 0 | 0 | 0 | 0 | 0 | 0 | 0 | 0 | 3-0 | 4-12 | 0 | 5.98 |
| Mar 01, 2008 | at LSU | 6.0 | 4 | 4 | 0 | 3 | 4 | 2 | 0 | 0 | 0 | 0 | 1 | 1 | 0 | 2-4 | 4-13 | 0 | 5.64 |
| Mar 02, 2008 | at LSU | 6.0 | 5 | 1 | 1 | 0 | 5 | 2 | 0 | 1 | 0 | 0 | 0 | 0 | 0 | 0-1 | 4-14 | 0 | 5.41 |
| Mar 02, 2008 | at LSU | 6.0 | 11 | 6 | 4 | 3 | 2 | 2 | 0 | 1 | 1 | 0 | 0 | 1 | 0 | 1-6 | 4-15 | 0 | 5.37 |
| Mar 05, 2008 | LSU | 7.0 | 7 | 3 | 3 | 2 | 2 | 2 | 0 | 1 | 0 | 1 | 1 | 1 | 0 | 0-3 | 4-16 | 0 | 5.24 |
| Mar 08, 2008 | at *LSU | 6.0 | 8 | 8 | 8 | 8 | 4 | 2 | 0 | 1 | 1 | 0 | 1 | 0 | 0 | 1-8 | 4-17 | 0 | 5.42 |
| Mar 08, 2008 | at *LSU | 6.0 | 2 | 1 | 1 | 3 | 4 | 0 | 0 | 0 | 0 | 0 | 1 | 0 | 0 | 0-1 | 4-18 | 0 | 5.24 |
| Mar 09, 2008 | at *LSU | 6.0 | 5 | 5 | 5 | 3 | 5 | 1 | 0 | 2 | 0 | 0 | 0 | 0 | 0 | 2-5 | 4-19 | 0 | 5.26 |
| Mar 11, 2008 | at LSU | 10.1 | 15 | 7 | 7 | 6 | 5 | 4 | 0 | 1 | 0 | 0 | 3 | 1 | 4 | 6-7 | 4-20 | 0 | 5.23 |
| Mar 14, 2008 | vs LSU | 7.0 | 10 | 8 | 6 | 3 | 1 | 2 | 0 | 0 | 2 | 0 | 0 | 1 | 0 | 3-8 | 4-21 | 0 | 5.26 |
| Mar 14, 2008 | vs LSU | 7.0 | 6 | 2 | 2 | 2 | 3 | 1 | 0 | 1 | 0 | 0 | 0 | 1 | 0 | 0-2 | 4-22 | 0 | 5.12 |
| Mar 15, 2008 | vs LSU | 6.0 | 6 | 4 | 4 | 4 | 3 | 1 | 0 | 0 | 0 | 0 | 2 | 0 | 0 | 0-4 | 4-23 | 0 | 5.11 |
| Mar 16, 2008 | vs LSU | 7.0 | 6 | 2 | 0 | 3 | 1 | 0 | 0 | 0 | 0 | 0 | 0 | 0 | 0 | 1-2 | 4-24 | 0 | 4.91 |
| Totals | | 181.0 | 210 | 150 | 127 | 105 | 108 | 40 | 3 | 26 | 14 | 3 | 19 | 13 | 4 | 53-150 | 4-24 | 0 | 4.91 |

* = SEC game

2008 LSU Tiger Softball
 Games Summary for LSU (as of Mar 17, 2008)
 (All games)

| Inning-by-inning | 1 | 2 | 3 | 4 | 5 | 6 | 7 | 8 | 9 | EX | Total |
|------------------|----|----|----|----|----|----|----|----|----|----|-------|
| ----- | -- | -- | -- | -- | -- | -- | -- | -- | -- | -- | ----- |
| LSU | 28 | 21 | 16 | 24 | 23 | 31 | 4 | 2 | 0 | 1 | 150 |
| Opponents | 8 | 5 | 12 | 7 | 7 | 9 | 5 | 0 | 0 | 0 | 53 |

Win-Loss Record When

| | | | |
|---------------------------|------|----------------------|------|
| Overall..... | 24-4 | After 4 leading..... | 17-1 |
| Conference..... | 3-0 | trailing.... | 2-3 |
| Non-Conference..... | 21-4 | tied..... | 5-0 |
| Home games..... | 17-1 | After 5 leading..... | 19-1 |
| Away games..... | 1-0 | trailing.... | 1-3 |
| Neutral site..... | 6-3 | tied..... | 2-0 |
| Day games..... | 17-3 | After 6 leading..... | 16-0 |
| Night games..... | 7-1 | trailing.... | 2-4 |
| vs Left starter.... | 1-0 | tied..... | 2-0 |
| vs Right starter.... | 23-4 | | |
| 1-Run games..... | 6-0 | Hit 0 home runs..... | 8-3 |
| 2-Run games..... | 3-1 | ... 1 home run..... | 10-0 |
| 5+Run games..... | 11-0 | ... 2+ home runs.... | 6-1 |
| Extra innings..... | 3-0 | | |
| Shutouts..... | 8-2 | Opponent 0 home runs | 15-0 |
| | | 1 home run. | 7-2 |
| Scoring 0-2 runs.... | 5-2 | 2+ HRs..... | 2-2 |
| 3-5 runs.... | 6-2 | | |
| 6-9 runs.... | 11-0 | Made 0 errors..... | 12-4 |
| 10+ runs.... | 2-0 | 1 error..... | 6-0 |
| | | 2+ errors..... | 6-0 |
| Opponent 0-2 runs... 21-0 | | | |
| 3-5 runs... 2-2 | | Opp. made 0 errors.. | 9-3 |
| 6-9 runs... 1-2 | | 1 error... 7-1 | |
| 10+ runs... 0-0 | | 2+ errors. 8-0 | |
| Scored in 1st inning 11-0 | | Out-hit opponent.... | 23-1 |
| Opp. scored in 1st.. 4-2 | | Out-hit by opponent. | 1-3 |
| Scores first..... 18-0 | | Hits are tied..... | 0-0 |
| Opp. scores first... 6-4 | | | |

Record when team scores:

| Runs | 0 | 1 | 2 | 3 | 4 | 5 | 6 | 7 | 8 | 9 | 10+ |
|------|-----|-----|-----|-----|-----|-----|-----|-----|-----|-----|-----|
| W-L | 0-2 | 2-0 | 3-0 | 2-0 | 3-2 | 1-0 | 1-0 | 3-0 | 3-0 | 4-0 | 2-0 |

Record when opponent scores:

| Runs | 0 | 1 | 2 | 3 | 4 | 5 | 6 | 7 | 8 | 9 | 10+ |
|------|-----|-----|-----|-----|-----|-----|-----|-----|-----|-----|-----|
| W-L | 8-0 | 6-0 | 7-0 | 1-2 | 0-0 | 1-0 | 1-1 | 0-1 | 0-0 | 0-0 | 0-0 |

Record when leading after:

| Inn. | 1 | 2 | 3 | 4 | 5 | 6 |
|------|------|------|------|------|------|------|
| W-L | 11-0 | 12-0 | 14-0 | 17-1 | 19-1 | 16-0 |

Record when trailing after:

| Inn. | 1 | 2 | 3 | 4 | 5 | 6 |
|------|-----|-----|-----|-----|-----|-----|
| W-L | 4-2 | 5-0 | 3-3 | 2-3 | 1-3 | 2-4 |

Record when tied after:

| Inn. | 1 | 2 | 3 | 4 | 5 | 6 |
|------|-----|-----|-----|-----|-----|-----|
| W-L | 9-2 | 7-4 | 7-1 | 5-0 | 2-0 | 2-0 |

Current winning streak: 12

Longest winning streak: 12

Longest losing streak: 2

Home attendance : 8002 (11 dates avg = 727)
 Away attendance : 1984 (7 dates avg = 283)
 Total attendance: 9986 (18 dates avg = 554)


2008 RADIO/TV ROSTER



00
Quinlan Duhon
Outfield/First Base



1
Tiffany Shaw
Outfield



2
Tiffany Garcia
Pitcher



3
Jessica Mouse
Third Base



4
Killian Roessner
Catcher



5
Dani Hofer
Pitcher



9
Jazz Jackson
Outfield



9
Ashley Applegate
Outfield



10
Starla Guffey
Catcher



13
Shannon Stein
Second Base



14
Tay'r Hollis
Third Base



17
Erika Sluss
Infield



22
Cody Trahan
Pitcher



22
Cody Trahan
Pitcher



44
Dee Dee Henderson
Outfield



55
Rachel Mitchell
Outfield



Yvette Girouard
Head Coach
Eighth Season



James DeFeo
Associate Head Coach
Eighth Season



Megan Smith
Assistant Coach
Second Season



Adam Roorback
Director of Operations
First Season

Home Attendance in 2007 • 824 AVERAGE • 17,313 Total Attendance in 2007