



LSU Fighting Tigers (12-16, 5-9)

vs.

University of Alabama (15-14, 4-10)

March 5, 2008, 7 p.m. CST (LSU Sports Radio Network, CST)
Pete Maravich Assembly Center -- Baton Rouge, La.

2007-08 Schedule

| OPPONENT | TIME |
|-----------------------------------|-----------|
| N1 BELHAVEN (Exh.) | W, 108-57 |
| N6 GLOBAL SPORTS (Exh.) | W, 72-68 |
| N12 SOUTHEASTERN LA. (CST) | W, 72-62 |
| N14 MCNEESE STATE (CST) | W, 78-74 |
| N19 1-Oklahoma State (ESPN2) | L, 77-83 |
| N20 1-Chaminade (ESPNU) | W, 78-72 |
| N21 1-Arizona State (ESPN2) (ot) | L, 84-87 |
| N28 NICHOLLS STATE (CST) | W, 68-41 |
| N30 SOUTHERN | W, 88-45 |
| D6 2-Villanova (ESPN) | L, 67-68 |
| D15 NORTHWESTERN STATE | W, 82-58 |
| D19 At Wichita State (CST-TD) | L, 47-67 |
| D22 OREGON STATE (CST) | W, 67-61 |
| D29 WASHINGTON (FSN/SUN) | L, 65-73 |
| J2 3-At Tulane (CSTV) | L, 63-68 |
| J5 at Texas A&M (ESPNU) | L, 53-79 |
| J9 MISSISSIPPI STATE * | L, 39-61 |
| J12 at Ole Miss * (FSN/SUN) | L, 71-74 |
| J16 AUBURN * | L, 67-74 |
| J19 at Vanderbilt * (Raycom) | L, 76-92 |
| J26 ARKANSAS * (ESPN Classic) | L, 52-68 |
| J30 at Auburn * | W, 81-80 |
| F2 at Alabama * (Raycom) | L, 72-81 |
| F9 TENNESSEE * (Raycom) | L, 45-47 |
| F13 at Florida * (Raycom) | W, 85-73 |
| F16 KENTUCKY * (Raycom) | L, 53-57 |
| F20 at Arkansas * (Raycom) | L, 61-87 |
| F23 OLE MISS * (FSN/SUN) | W, 69-49 |
| F27 at South Carolina * | W, 62-55 |
| M2 GEORGIA * (Raycom) | W, 71-64 |
| M5 ALABAMA * (CST) | 7 p.m. |
| M8 at Mississippi St. * (Raycom) | 3 p.m. |
| M13-16 4-SEC Tourn. (Raycom, CBS) | TBA |

* - Denotes SEC Games.

1-EA Sports Maui Inv.; 2-Pizza Hut Big East/SEC Inv.; 3-New Orleans Arena; 4-Atlanta, Ga. (Georgia Dome)

On the Air

TELEVISION * CST (Cox Sports TV)

Play-by-Play: Lyn Rollins

Analyst: Collis Temple III

CST is using its one-time exemption allowed by the SEC to carry the game live during a Raycom Sports window.

RADIO * LSU Sports Radio Network

Play-by-Play: Jim Hawthorne

Analyst/Host: Kevin Ford

Available on SEC XM Satellite Radio

Series History

Alabama leads: 95-64

LAST TIME: L, 72-81, At Tuscaloosa, 2/2/08

AT BATON ROUGE: 43-28; AT TUSCALOOSA: 17-61; NEUTRAL SITES: 4-6. LAST 5: 1-4

Projected LSU Starters and Notes (based on last game):

- G 5 Marcus Thornton (6-4, 190, Jr., Baton Rouge) 18.8 ppg, 5.7 rpg**
Had the second game of the season over 35 points for LSU with 36 versus Georgia (3/2) ... At Auburn (1/30), had 38 points, the highest scoring game in 13 years in the league ... 77 treys, 18 shy of LSU best ... Averaging a league best 20 points per game in SEC play.
- G 14 Garrett Temple (6-6, 185, Jr., Baton Rouge, La.) 7.0 ppg, 4.3 rpg, 3.6 apg**
Two stellar defensive efforts, holding SC's Devan Downey to just six points at SC (2/27) and then holding Sundiata Gaines of UGA (3/2) to just four points before he was ejected from the game.
- G 30 Alex Farrer (6-5, 200, So., Phoenix, Ariz.) 2.9 ppg, 1.7 rpg, 1.2 apg**
His start at Florida (2/13) may have been most important with six assists, no turnovers and one steal in 30 minutes ... 11 off the bench against Arkansas (1/26) ... Stats don't tell story of his worth.
- C 21 Chris Johnson (6-11, 205, Jr., Montross, Va.) 11.3 ppg, 6.1 rpg, 2.6 bpg**
In last three games blocked 5 vs. Ole Miss (2/23), 6 at SC (2/27) and 7 vs. UGA (3/2) ... Made strong return after suffering broken bone in right hand 1/2 ... Had 15 rebounds twice in last three games.
- F 3 Anthony Randolph (6-10, 190, Fr., Dallas, Texas) 14.9 ppg, 8.6 rpg, 2.3 bpg**
Only player to start all 28 games ... Four time SEC Freshman of the Week this season ... Awarded fourth after 20 points-10 rebounds at SC (2/27) and 19 points in win vs. UGA (3/2) ... Sixth all-time at LSU for single season blocks (64) ... 3rd in SEC in rebounds.

Tiger Try To Stay "Relentless"

It seems like a simple word -- Relentless. But it's a word Garrett Temple has his teammates say every time they break a huddle before or after practice or when they leave the LSU dressing room before a game ... Now, all of sudden, the relentlessness of the Tigers is starting to get under the skin of the rest of the SEC teams.

LSU has won three straight games for the first time this season and goes for a four-game win streak in SEC play for the first time since LSU won the final six SEC games during the 2006 season.

Senior Night, In A Way

It is senior night for the LSU-Alabama game but a senior night unlike any at LSU in many, many years as there are no senior basketball players to honor.

But there are two very dedicated people to honor and the team wants to give them their just due and so, once the team meets in their huddle before they go to the dressing room for final

instructions at the 12 minute mark, the team will have a brief presentation to make to senior managers Chris Heine and Jason Reed who have been a part of this program for several seasons, including the Final Four year in 2006.

Speaking of senior nights, LSU has won the last nine senior night games.

All-Decade Teams Announced

After several thousand voters were cast by basketball fans on LSUsports.net, Wednesday at 7 p.m. will mark the release of the LSU Basketball All-Decade teams from the 1940s through the 2000s ... This is all part of LSU's centennial celebration of basketball that will conclude on Jan. 30, 2009 on the anniversary of LSU's first intercollegiate varsity basketball game ... The centennial committee will announce an early years team from 1909 to 1939 and all players selected will be eligible for the voting for the All-Century team scheduled for later this summer.

Team Facts

LSU
RECORD: 12-16, 5-9
LAST GAME: W, 71-64, UGA (3/2/08)
RANKINGS: NA
INTERIM HEAD COACH: Butch Pierre
CAREER RECORD: 4-3 (1st year)
LSU RECORD: 4-3 (1st year)
VS. ALABAMA: 0-0

ALABAMA

RECORD: 15-14, 4-10
LAST GAME: L, 88-91, at Ole Miss, 3/2/08
RANKINGS: NA
HEAD COACH: Mark Gottfried
CAREER RECORD: 264-146 (13 years)
UA RECORD: 196-121 910 years)
VS. LSU: 11-8

LSU Sports Information
PO Box 25095, Baton Rouge, LA 70894

Basketball Contact: C. Kent Lowe
www.LSUsports.net

Phone - 225.578.8226
Fax - 225.578.1861

Media Services

Butch Pierre Interview Opportunities

After Practice

Coach Butch Pierre is usually available after most practices sessions. Most practices start between 3 and 4 p.m. (depending on pre-practice video sessions and weights) and usually finish between 5 and 6 p.m. Contact Basketball SID Kent Lowe (225-578-1864) to confirm practice times.

SEC Teleconference

The 12 SEC coaches are featured on a teleconference each Monday and Thursday January through March through the conference season. The conference starts at 10 a.m. (CST). Coach Pierre is on at 10:28 a.m. CST. To access the media only number contact Kent Lowe or the Southeastern Conference Media Relations Office (205-458-3010).

By Appointment, By Phone

Coach Pierre is available for

interviews most non-gameday mornings prior to noon. Please contact either Kent Lowe (225-578-1864) or Basketball Secretary Pam LeBlanc (225-578-8217).

LSU Basketball Tonight, Presented by Whitney Bank on The LSU Sports Radio Network

The weekly call-in show takes place Monday at 7 p.m. from Walkon's Bistro at the corner of Nicholson and Burbank ... The show has two more weeks to run March 3 and March 10 ... The show airs in Baton Rouge on Eagle 98.1 FM, on the Internet at www.LSUsports.net and on many LSU Sports Radio Network affiliates.

Inside LSU Basketball

The weekly TV show is on a state-wide network ... WBRZ-TV, Channel 2, will carry the show at 10:35 p.m. Sunday ... The show runs through March

9 ... Besides WBRZ-TV, the show can be seen on Cox Cable 4 in Baton Rouge Mondays at 9:30 p.m. and on Cox Sports Television (Ch. 37 on Cox Cable) on Wednesdays at 5:30 p.m. ... Other markets airing the show are KLAX-TV in Alexandria, Cox Channel 8 in Lake Charles, KEJB-TV in Monroe, KWBJ in Mogan City, WGNO-TV in New Orleans and KMSS in Shreveport.

LSU Player Interview Opportunities

Post Practice

The best time to contact LSU players is usually at the conclusion of practice. Again, please let Basketball SID Kent Lowe know your interview intentions as far in advance as possible.

LSU Satellite Newsfeed

For more information on satellite feeds and coordinates please call Assistant Athletic Director/Television Kevin Wagner (225-578-1797).

Post Game

Coach Pierre will be in the L-Club Room of the Maravich Center to visit with the media ... Requested players will be brought to the L-Club after they shower and dress and Coach Pierre has finished his post-game remarks ... **THE LSU DRESSING ROOM IS CLOSED** ... To reach the L-Club, exit the building on the Southwest side and once outside turn left and go down the first set of steps to the L-Club ... The visiting team dressing

area is in the Northeast Corridor and across from the media work area ... The visiting coach has an interview area (where the pre-game meal is served) that he can use for his post-game media obligations if he wishes.

On the road, Coach Pierre will be available in the interview area or outside the dressing room ... Players will be available after they dress.

Who to Contact

LSU Sports Information Office

(225) 578-8226

Asst. AD/Sports Info. Director

Michael Bonnette - mbonnet@lsu.edu

Sr. Associate SID (Basketball)

C. Kent Lowe - clowe@lsu.edu

Asst. Men's Basketball Contact

Alex Restrepo - arestr1@lsu.edu

LSU Sports Television Network

(225) 578-1797

Director of Television

Kevin Wagner - jwagne2@lsu.edu

Manager/Television

John Schiebe -- jschieb@lsu.edu

LSU Sports Radio Network

(225) 578-1882

Director of Radio

Jim Hawthorne - Isuradio@lsu.edu

LSU Athletics Online

www.LSUsports.net

The Official Website of LSU Athletics is home to all the basketball information you need. Schedules, results, rosters, bios, statistics and game notes can be found. The **GAMEDAY** section, updated daily, has all relevant info for the upcoming game.

http://media.lsusports.net

Media can access images for all LSU teams, including action shots, heads shots, logos, etc. To gain access, email Michael Bonnette or Kent Lowe. You will be assigned a login and password that will enable you to retrieve pictures. This service is for the media use only.

LSUsports.net/media

Request Credentials online, Read the latest Game Notes and Submit Photo Requests.

| C. Kent Lowe clowe@lsu.edu | | | | | | | |
|--|--|---|---|------------------------------------|---|---|--|
| Weekly Schedule (Subject to change) | | | | | | | |
| MONDAY 25 | TUESDAY 26 | WEDNESDAY 27 | THURSDAY 28 | FRIDAY 29 | SATURDAY 1 | SUNDAY 2 | |
| Practice, 3:30 p.m. SEC Teleconference, Pierre at 10:28 a.m. LSU Basketball Radio Show, 7 p.m. Walkons | Practice TBA Charter flight to Columbia, S. C. | Game 27 -- LSU at South Carolina, Colonial Center (Columbia, S.C.) LSU Sports Radio Network | Off | Practice, 3 p.m. | Practice TBA | Game 28 -- Georgia at LSU, Maravich Center, 1 p.m. (LSU Sports Radio Network, Raycom) Tickets \$14, \$5 youth | |
| MONDAY 3 | TUESDAY 4 | WEDNESDAY 5 | THURSDAY 6 | FRIDAY 7 | SATURDAY 8 | SUNDAY 9 | |
| Practice, 3:30 p.m. SEC Teleconference, Pierre at 10:28 a.m. LSU Basketball Radio Show, 7 p.m. Walkons | Practice 3 p.m. | Game 29 -- Alabama at LSU, Maravich Center (LSU Sports Radio Network, CST) Tickets \$14 adults, \$5 youth | Practice 3:30 p.m. SEC Teleconference, 10 a.m.; Butch Pierre at 10:28 a.m. | Practice TBA Bus to Starkville. | Game 30 -- LSU at Miss. State (Humphrey Coliseum), 3 p.m. (LSU Sports Radio Network, Raycom Sports) | OFF Final show of Inside LSU Basketball (10:35 p.m. Baton Rouge and affiliates LSU Sports TV Network | |

CAREER SPECIALTY NUMBERS

CAREER DOUBLE-FIGURE GAMES

Tasmin Mitchell 50
Terry Martin 29
Marcus Thornton 24
Anthony Randolph 23
Garrett Temple 22
Chris Johnson 14
Bo Spencer 4
Alex Farrer 1

CAREER DOUBLE-FIGURE REBOUNDS

Tasmin Mitchell 10
Anthony Randolph 8
Marcus Thornton 4
Chris Johnson 2

CAREER DOUBLE-DOUBLES

Tasmin Mitchell 8
Anthony Randolph 8
Marcus Thornton 4
Chris Johnson 3

CAREER THREE-POINTERS

Terry Martin 92
Garrett Temple 84
Marcus Thornton 77
Tasmin Mitchell 69
Bo Spencer 19
Chris Johnson 15
Alex Farrer 10
Anthony Randolph 2
Garrett Green 2

CAREER ASSISTS

Garrett Temple 337
Tasmin Mitchell 165
Terry Martin 82
Bo Spencer 40
Alex Farrer 36
Anthony Randolph 35
Marcus Thornton 35
Chris Johnson 21
Quintin Thornton 7
Garrett Green 5
Greg Terrebbonne 3

CAREER BLOCKS

Garrett Temple 89
Chris Johnson 72
Anthony Randolph 64
Tasmin Mitchell 44
Terry Martin 15
Marcus Thornton 8
Alex Farrer 6
Garrett Green 5
Quintin Thornton 2
Bo Spencer 1

2007-08 LSU Men's Basketball Roster

| NO. | NAME | CL. | POS. | HT. | WT. | EXP. | HOMETOWN/LAST SCHOOL |
|-----|------------------|-----|------|------|-----|------|----------------------------------|
| 1** | Tasmin Mitchell | Jr. | F | 6-7 | 228 | 2VL | Denham Springs, La./D. Spr. HS |
| 3 | Anthony Randolph | Fr. | F | 6-10 | 205 | HS | Dallas, Texas/Woodrow Wilson HS |
| 5 | Marcus Thornton | Jr. | G | 6-4 | 198 | JC | Baton Rouge, La./Kilgore College |
| 10 | Greg Terrebbonne | So. | G | 6-0 | 205 | 1VL | Galliano, La./South LaFourche HS |
| 11 | Bo Spencer | Fr. | G | 6-1 | 180 | HS | Baton Rouge, La./Glen Oaks HS |
| 13 | Terry Martin | Jr. | G | 6-6 | 207 | 1VL | Monroe, La./Texas Tech |
| 14 | Garrett Temple | Jr. | G | 6-6 | 195 | 2VL | Baton Rouge, La./University HS |
| 20 | Garrett Green | Fr. | F | 6-10 | 218 | HS | Woodland Hills, Calif./Taft HS |
| 21 | Chris Johnson | Jr. | C | 6-11 | 205 | 2VL | Montross, Va./Laurinburg Prep |
| 30 | Alex Farrer | So. | G | 6-5 | 200 | 1VL | Phoenix, Ariz./St. Mary's HS |
| 32 | Quintin Thornton | Jr. | F | 6-8 | 230 | JC | Orlando, Fla./Odessa College |

**Injured; medical redshirt candidate

Interim Head Coach: Butch Pierre (Mississippi State, 1984), 11th year at LSU

Assistant Coach: John Treloar (Belhaven, 1979), 4th year at LSU

Assistant Coach: Chad Dollar (Milligan, 1996), 1st year at LSU

Director of Basketball Operations: Jeff Clapacs (Wooster, 2007), 1st year at LSU

Transactions

Quintin Thornton injured his left pectoral muscle in the weight room, Oct.19. Underwent surgery, out for at least two months ... Returned to practice Jan. 8, played final moments of Miss. State game on Jan. 9 ... Dameon Mason missed McNeese game (11/14) and Maui Tournament (11/19-21) with viral infection on heart muscle ... Cleared Monday (11/26) to return to practice ... Tasmin Mitchell was taken out of Oklahoma State game (11/19) after six minutes, did not play the remainder of the Maui tournament ... Had a stress reaction in the shin bone area of his left foot ... Surgery was Nov. 29 ... Eligible for medical redshirt ... Dameon Mason missed Wichita State (12/19), Oregon State (12/22) and A&M (1/5) games while taking intercession classes ... Unable to play second semester because of NCAA rules regarding entering second semester GPA for fifth-year seniors ... Chris Johnson broke right hand in first two minutes of second half at Tulane (1/2) ... Returned in game at Auburn (1/30) ... John Brady removed by LSU Athletics as head coach; Associate Head Coach Butch Pierre named Interim Head Coach (2/8).

Butch Pierre - LSU's Interim Head Coach

Butch Pierre is in his 11th year on the staff at LSU, joining as an assistant coach prior to the 1997-98 season and promoted to Associate Head Coach in 2002 He was named the Interim Head Coach on Feb. 8 ... A native of Darrow, La., Pierre was a prep and SEC standout in his playing days. At St. Amant High School in Louisiana, he was a prep-All-American and the school retired his jersey in 1980 ... Pierre started four seasons as point guard for Mississippi State.

ESPN's Dick Vitale prior to the season listed Pierre as one of his "Top Six" head coaching prospects among college assistant coaches. At LSU as chief recruiter he has helped LSU land four McDonald's and nine Parade prep All-Americans, seven junior college All-Americans and two who earned national junior college player of the year honors.

Pierre served as graduate assistant at Mississippi State (1984-86), assistant coach at Kentucky State (1986-88), assistant coach at Louisiana-Lafayette (1988-89), associate head coach at Louisiana-Lafayette (1989-96) and assistant coach at Charlotte (1996-97) prior to coming to LSU.

An In-Season Coaching Change

The Tigers have actually had a previous situation where there were two coaches in a season but that change came about because of World War II ... During the 1944-45 season, Jess Fatherree started the season as the head coach and was 11-7 when he was called to service for the country ... Assistant football coach A. L. Swanson stepped in as the head coach and finished with a 4-2 record as LSU finished the 1945 campaign with a record of 15-9 ... The next year Harry Rabenhorst returned from his war duty and resumed his coaching career as head basketball coach that was interrupted after the 1942 season ... He would coach a total of 29 years in his two stints, finishing his coaching career in 1957.

Stats In The Butch Pierre Games

In the seven games since Coach Pierre took over as LSU coach, the Tigers are 4-3 and averaging 65.1 points a game while giving up 63.1 points ... The team is shooting 42.0 percent from the floor compared to 40.2 percent for the six opponents ... LSU is averaging 37.4 rebounds a game, outrebounding opponents at 36.7 a game ... LSU has 54 blocks in the seven games, an average of 7.7 a contest ... Anthony Randolph leads the team in scor-

ing in these games averaging 17.4 points and 8.6 rebounds a game ... Marcus Thornton is averaging 15.7 points per game, although his average was hurt by his four-minute, two-point game at Arkansas (2/20) when he was limited by a hip flexor injury Pierre is 2-2 in the Maravich Center and 2-1 on the road.

Last Game - LSU 71, Georgia 64 (Baton Rouge, 3/2/08)

The Tigers extended its winning streak for the first time this season to three games with a Sunday afternoon win at the Maravich Center over Georgia ... It was also back-to-back home wins for LSU after losing the first four SEC home games of the season.

Again, defense may have been one of the keys of the game as defensive specialist Garrett Temple held Georgia's Sundiata Gaines to four points before he was ejected from the game in the season half ... But it was offense where Marcus Thornton excelled as he scored over 35 points for the second time this season with a 36 point-performance ... Thornton also had his fourth double double with 10 rebounds ... Anthony Randolph had 19 points, while Chris Johnson failed to score in double figures, but had 15 rebounds and seven blocks ... LSU shot 39.3 percent, and 38.5 percent from the arc (5-of-13), while Georgia shot 42.9 percent and 41.2 percent (7-of-17) from the arc ... LSU out rebounded the Bulldogs, 40-36.

Three For The Road; Looking For One More At Home

The South Carolina win (2/27) put LSU on the board with three road wins this year, one of six teams with three or more road wins this year ... Mississippi State is the only other team in the Western Division with at least three road wins ... When LSU won its first league road game at Auburn in January that stopped a 15-game overall road losing streak.

The Tigers now with back-to-back home wins after defeating Ole Miss on Feb. 23 and Georgia on March 2 are trying to finish with three straight home wins after losing the first five home SEC games of the 2008 season.

Home In The League; Road In The League; Stats Differ

The stats are much different at home and on the road in the Southeastern Conference as LSU is shooting just 35.8 percent at home in the league compared to 41.6 percent for the opponents. In seven home games, LSU is just 24.8 percent (34-of-137) from the arc, compared to 37.9 percent for the opponents (47-of-124). LSU is averaging 58.0 points at home compared to 61.4 points for the opposition.

On the road, LSU shoots 45.5 percent from the floor and 35.8 percent from the arc (48-of-134), while opponents difference is much closer at 46.5 percent and 37.2 percent (58-of-156) ... LSU averages 72.6 points on the road but when it loses it has had a hard time holding down the score of the opponents, averaging 77. 4 points ... In the four road losses, teams have scored 74, 92, 81 and 87.

Also a problem is that on the road LSU has a close to even assist/turnover mark (86/89) while at home in the league LSU has just 59 assists to 88 turnovers.

Thornton's 38 And His 36 Still The Best In The League

The 38 points Marcus Thornton scored at the end of January against Auburn (1/30) remains the best in the league this year ... Now after his 36 points against Georgia this past Sunday, he has the two best individual scoring games in the league this year and he is one of just three players in the league to have two 30-point games this season ... The last LSU player to have more than two 30-point games in the same season was Ronnie Henderson in 1996.

Here's how some of the Marcus Thornton factoids from the big Auburn game stack up:

38 points - The last time an SEC player scored 38 points was Auburn's Toney Douglas who scored 38 against Nicholls State on November 24, 2004 ... The last time any player had more than 38 in an SEC vs. SEC contest was LSU's on Ronnie Henderson who had 40 versus Alabama on Feb. 11, 1995 ... Seven LSU players (many multiple times) have scored more than 38 points for the Tigers in LSU's history ... It was the first time anyone at LSU has broken the 30-point barrier since Darrel Mitchell scored 32 in LSU's 113-101 double overtime win over Ohio State on Jan. 15, 2005.

8 three-pointers - Only twice before in LSU history has someone made more than eight three-pointers in a single game - both by Chris Jackson ... Jackson made the school record of 10 against Tennessee on Feb. 10, 1990 and, also made nine vs. Ole Miss on March 4, 1989 ... Maurice Carter (vs. Arkansas, 1/2/99) and Ronnie Henderson (vs. Kentucky, 2-15-94) are the only two other players to have made eight threes in a contest.

15 three-point attempts - Marks the fourth most attempts by an LSU player since the shot was incorporated into NCAA play ... Jackson tried 20 on two occasions.

SEC STANDINGS

Eastern Division

| TEAM | SEC | OVERALL |
|-------------|------|---------|
| Tennessee | 12-2 | 26-3 |
| Kentucky | 10-4 | 16-11 |
| Vanderbilt | 9-5 | 24-5 |
| Florida | 8-6 | 21-8 |
| S. Carolina | 5-9 | 13-15 |
| Georgia | 3-11 | 12-15 |

Western Division

| TEAM | SEC | OVERALL |
|-------------|------|---------|
| Miss. State | 11-3 | 20-8 |
| Arkansas | 8-6 | 19-9 |
| Ole Miss | 5-9 | 19-9 |
| LSU | 5-9 | 12-16 |
| Alabama | 4-10 | 15-14 |
| Auburn | 4-10 | 14-13 |

CAREER DOUBLE-DOUBLES

TASMIN MITCHELL (8)

| Game | Date | Pts | Reb |
|----------|----------|-----|-----|
| Southern | 11/18/05 | 19 | 12 |
| UL-Laf. | 12/17/05 | 16 | 11 |
| Duke | 3/23/06 | 10 | 10 |
| Texas | 12/10/06 | 23 | 10 |
| UConn | 1/6/07 | 16 | 10 |
| Ole Miss | 1/17/07 | 19 | 10 |
| Ole Miss | 2/14/07 | 11 | 10 |
| McNeese | 11/14/07 | 16 | 14 |

ANTHONY RANDOLPH (8)

| Game | Date | Pts | Reb |
|-------------|----------|-----|-----|
| SE La. | 11/12/07 | 19 | 13 |
| Southern | 11/30/07 | 24 | 11 |
| Ole Miss | 1/12/08 | 18 | 11 |
| Vanderbilt | 1/19/08 | 14 | 19 |
| Alabama | 2/2/08 | 13 | 12 |
| Kentucky | 2/16/08 | 24 | 14 |
| Ole Miss | 2/23/08 | 15 | 11 |
| S. Carolina | 2/27/08 | 20 | 10 |

MARCUS THORNTON (4)

| Game | Date | Pts | Reb |
|---------------|----------|-----|-----|
| Ariz. State | 11/21/07 | 18 | 12 |
| Villanova | 12/6/07 | 15 | 13 |
| Wichita State | 12/19/07 | 12 | 11 |
| Georgia | 3/2/08 | 36 | 10 |

CHRIS JOHNSON (3)

| Game | Date | Pts | Reb |
|-------------|----------|-----|-----|
| Chaminade | 11/20/07 | 18 | 11 |
| Ole Miss | 2/23/08 | 12 | 15 |
| S. Carolina | 2/27/08 | 13 | 10 |

TIGER OPPONENTS IN POLLS

| Record at Time of Game | AP | ESPN/ USAT |
|---------------------------|-----------|---------------|
| Villanova (L, 67-68) | 25 | 21 |
| Texas A&M (L, 53-79) | 12 | 10 |
| Ole Miss (L, 71-74) | 16 | 15 |
| Vanderbilt (L, 72-96) | 16 | 14 |
| Tennessee (L, 45-47) | 7 | 7 |
| Florida (W, 85-73) | RV | RV |
| Arkansas (L, 61-87) | ---- | RV |
| Miss. State (March 8) | RV | 25 |

THE STATISTICS

| Overall | LSU | UA |
|----------------------|------|------|
| Scoring Average | 68.0 | 75.3 |
| Opp. PPG Average | 68.2 | 72.9 |
| Scoring Differential | -0.2 | +2.5 |
| FG Percentage | 42.5 | 46.2 |
| Opp. FG Percentage | 41.9 | 43.8 |
| 3PT FG Pct. | 31.9 | 35.7 |
| Opp. 3FG Pct. | 34.4 | 36.5 |
| 3 FGs per Game | 6.4 | 6.9 |
| FT Percentage | 73.3 | 61.1 |
| Rebound Avg. | 35.7 | 37.4 |
| Opp. Reb. Avg. | 37.7 | 35.2 |
| Reb. Differential | -2.0 | +2.2 |
| Assist Average | 11.6 | 15.9 |
| TO Average | 13.9 | 12.9 |
| Blocks Average | 6.4 | 4.6 |
| Steals Average | 6.2 | 7.2 |

| SEC Stats | LSU | UA |
|----------------------|------|------|
| Scoring Average | 65.3 | 71.9 |
| Opp. PPG Average | 69.4 | 73.9 |
| Scoring Differential | -4.1 | -2.0 |
| FG Percentage | 40.6 | 44.0 |
| Opp. FG Percentage | 44.2 | 44.2 |
| 3PT FG Pct. | 30.3 | 32.5 |
| Opp. 3FG Pct. | 37.5 | 37.1 |
| 3 FGs per Game | 5.9 | 6.6 |
| Free Throw Pct. | 73.9 | 61.5 |
| Rebound Avg. | 35.9 | 35.9 |
| Opp. Reb. Avg. | 36.4 | 36.0 |
| Reb. Differential | -1.5 | -0.1 |
| Assists Average | 10.4 | 14.8 |
| Turnover Average | 12.6 | 13.4 |
| Blocks Average | 5.5 | 4.7 |
| Steals Average | 5.3 | 7.6 |

LSU Scoring Runs

| | |
|------|----|
| 5-0 | 36 |
| 6-0 | 20 |
| 7-0 | 21 |
| 8-0 | 11 |
| 9-0 | 6 |
| 10-0 | 2 |
| 11-0 | 3 |
| 12-0 | 2 |
| 13-0 | 1 |
| 14-0 | 1 |
| 15-0 | |
| 16-0 | |
| 17-0 | 1 |

Opp. Scoring Runs

| | |
|-------|----|
| 5-0 | 39 |
| 6-0 | 24 |
| 7-0 | 12 |
| 8-0 | 14 |
| 9-0 | 8 |
| 10-0 | 2 |
| 11-0 | 2 |
| 12-0 | 2 |
| 13-0 | 1 |
| 14-0 | 1 |
| 15-0 | 1 |
| ----- | |
| 21-0 | 1 |

6 - Consecutive games of at least 20-points that Thornton had that was finally stopped in the Tennessee game (2/9) ... That is tied for the league high in consecutive 20-point games this year.

With the 10 rebounds, the 36 points-10 rebound game against Georgia (3/2) represented the fourth double double of the season for Thornton.

About Alabama

The Crimson Tide comes into the game with an overall record of 15-14 and 4-10 in the Southeastern Conference Western Division ... The Tide comes in after a home win on Feb. 27 over Arkansas (59-56) and a loss at Ole Miss (March 1)(91-88) ... The Crimson Tide will finish the schedule on Saturday with a 1 p.m. game at Tuscaloosa against Vanderbilt ... In the Ole Miss game that had a bizarre enough ending when the game was ruled over with 2.5 seconds still showing on the game clock, the Crimson Tide staged a strong rally coming from 15 down to have a shot to tie in the final seconds ... In the rally, Alabama hit seven consecutive field goals and three free throws before the game-tying shot was missed ... Mykal Riley led Alabama with 20 points while Demetrius Jemison added 17, Rico Pickett and Senario Hillman had 13 each and Richard Hendrix scored 10.

In the first meeting at Tuscaloosa, won by Alabama, 81-72 on Feb. 2 ... In that game, Marcus Thornton led LSU with 22 points, while Chris Johnson and Anthony Randolph each had 13 points and Terry Martin 12 ... Richard Hendrix and Mykal Riley led Alabama with 19 points apiece ... LSU shot 36.8 percent for the game (21-of-57), but 40 percent from the arc (9-of-22) ... Alabama and LSU were even on the boards at 36 each.

Mark Gottfried is in his 10th year as the head coach of the Crimson Tide with 196 career wins (196-121) with an overall record adding three years at Murray State at 264-146 ... Here are the probable starters for the Alabama Crimson Tide:

G - 12 Alonzo Gee (6-6, 219, Jr., Riviera Beach, Fla.) 14.7 ppg, 7.0 rpg
G - 01 Mykal Riley (6-6, 185, Sr., Pine Bluff, Ark.) 14.3 ppg, 5.2 rpg
G - 11 Rico Pickett (6-3, 178, Fr., Decatur, Ala.) 6.0 ppg, 1.2 rpg, 3.4 apg
F - 23 Demetrius Jemison (6-7, 234, So., Birmingham, Ala.) 5.4 ppg, 4.9 rpg
F - 35 Richard Hendrix (6-9, 255, Jr., Athens, Ala.) 18.0 ppg, 9.9 rpg, 2.0 bpg

With A Week Left, Who Finishes Where In The West?

Entering this final week of regular season play, Ole Miss and LSU are tied for third in the SEC Western Division at 5-9 and Alabama and Auburn are 4-10 in the SEC West ... Here's what the teams have remaining:

Ole Miss (5-10) - Arkansas, at Georgia
LSU (5-10) - Alabama, at Mississippi State
Alabama (4-10) - at LSU, Vandy
Auburn (4-10) - Georgia, at Arkansas

An Ole Miss win on Tuesday night against Arkansas would give the Rebels any tie breakers over LSU in a two-team tie for position ... The two teams would have split season games and if LSU wins out after Ole Miss beats Arkansas, both would be 4-6 against divisional foes ... The tie breaker based on results against each team in the West would give Ole Miss the tie breaker if it has a win over Arkansas after Tuesday night.

If LSU wins against Alabama, it would guarantee LSU would finish with a better record, but an Alabama win would give the Tide all tie breakers because of sweeping LSU this season ... LSU and Auburn split games and Auburn is 4-5 in the division right now compared to 2-6 for LSU.

Entering the week LSU would be the West 4 seed and meet South Carolina (East 5) in the opening game of the afternoon session in Atlanta on March 13.

At The PMAC

LSU is 8-6 this year at home and the Georgia win assured that LSU will continue the trend of never having a losing season in the building ... The Tigers were 8-8 in 1997-98 and 6-6 in 1974-75 ... The season is proving to be a home aberration as LSU is 50-13 since the start of the 2004-05 season ... LSU is 202-115 in conference play and 23-8 since the 2004-05 season in league play.

The Pete Maravich Assembly Center

This is the 37th season of play in the building and LSU is 422-145 in the building (74.4 percent).

The Tigers played at home this year on a brand new wood floor that was installed earlier in the month. The floor was designed by Jason Feirman in the LSU Athletics Publications office and made by Connor Sports Flooring in Arlington, Illinois.

Anthony Randolph Earns Fourth SEC Freshman of Week Honor

The Dallas native earned his fourth SEC Freshman of the Week honor for his play in LSU wins at South Carolina (2/27) and Georgia (3/2) ... Since the award began prior to the 2005-06 season, Randolph becomes just the second player to win the award four times in a single season, joining Jamont Gordon of Mississippi State who won the award four times in 2006.

Against South Carolina, Randolph posted his eighth double double and his seventh game over 20 points with 20 points and 10 rebounds in LSU's 62-55 win, while against Georgia he scored 19 points in the 71-64 win.

This is the third time in SEC play he has captured the award ... He previously won the award for his play against Florida (2/13) and Kentucky (2/16) when he had 22 points and five rebounds against the Gators and 24 points and 14 rebounds against the Wildcats ... His other SEC FOW came in the Auburn-Alabama week in January when he scored 17 of his 21 points in the second half to help LSU to its first conference win at Auburn and then had 13 points and 12 rebounds against Alabama.

Randolph also won SEC FOW honors after the season opener in November when he had 19 points, 13 rebounds and six blocks against Southeastern Louisiana.

60 Percent From The Floor At Florida

LSU shot an even 60 percent from the field against Florida (2/13), including 64 percent in the second half (33-of-55 for the game) ... Ironically, it was just one day short of a year ago that LSU last shot 60 percent from the field for a game, hitting 60.9 percent (28-of-46) against Ole Miss on Feb. 14, 2007 ... LSU best previous field goal percentage for a game this season came against Southern (Nov. 30) when LSU shot 53.8 percent (35-of-65) LSU best previous SEC shooting percentage was in the Tigers' other win at Auburn, shooting 50.8 percent (31-of-61).

All-Decade Teams Announced Tonight; All-Century Vote This Summer

The LSU Athletics Department on Dec. 21 announced that LSU basketball fans would have a lead role in the celebration of LSU's 100 years of college basketball and several thousand have taken part in selecting all-decade teams that date from the 1940s to the 2000s that will be announced during the game ... The celebration that began last month of LSU's basketball centennial will culminate with the announcement of the all-century team at a gala honoring all former players on Jan. 30, 2009, the 100th anniversary of the first university sanctioned intercollegiate basketball contest with Dixon Academy in Covington ... LSU will also have a home televised league game on Jan. 31, 2009 to culminate the year-long celebration.

The Centennial Committee, composed of former players and coaches from the various decades, media members and historians, will select an early years team representing the first 30 years of the program from 1909-1939. That team will be announced in the spring.

Those players chosen on the All-Decade teams along with the early team selected by the committee will be eligible for the All-Century team which fans will have the chance to vote on during the summer of 2008. The All-Century team will be picked on a weighted vote of both the fans and the Centennial Committee.

Also LSUsports.net has a special section where all former players, managers, coaches and trainers can register their contact information so that the committee can locate as many members of the LSU basketball family for the reunion gala in January 2009 ... Finally, LSU fans are asked to begin thinking of their favorite moments in the history of LSU basketball which can also be submitted online. LSU will announce the 100 greatest moments as chosen by the fans and the committee during the 2008-09 basketball season.

Garrett Temple Featured Recently On Raycom Telecasts As SEC Community Service Team POW

LSU junior guard Garrett Temple was featured recently on Raycom Sports as the SEC Community Service Team Player of the Week.

The Baton Rouge native has been an active part in the community all his life. This year, he pitched in besides former Tiger and NBA superstar Shaquille O'Neal in helping build Polk Elementary a playground ... He spearheaded the Halloween BOOzar event for men's basketball. Temple organized the basketball activity in the Fieldhouse where the local kids could and come and play an activity with each sport ... He also was a huge part of the Christmas Toy Drive, where he raised money to buy an underprivileged child clothes and toys for the "Christmas with the Tigers" event.

A player is highlighted each week on the Raycom broadcasts and by the SEC for his accomplishments in the community and in the classroom ... This is the 10th year for the SEC Community Service Team for men's basketball.

TIGER TRENDS

| <u>LSU RECORD...</u> | <u>07-08</u> | <u>SINCE 97</u> |
|----------------------|--------------|-----------------|
| In November | 5-2 | 39-9 |
| In December | 2-3 | 53-16 |
| In January | 1-7 | 38-52 |
| In February | 3-4 | 38-47 |
| In March | 1-0 | 28-17 |
| In April | | 0-1 |

LSU vs. AP Ranked Opponents

| | | |
|-------------|-----|-------|
| At home | 0-1 | 12-17 |
| On the road | 0-4 | 3-30 |
| Neutral | | 8-5 |

LSU's Record in Games...

| | | |
|---------------------------|------|--------|
| Decided by 5 pts or less | 2-5 | 50-49 |
| Decided by 10 pts or less | 7-10 | 80-83 |
| Decided 11 pts or more | 5-6 | 117-58 |
| At night | 9-8 | 143-85 |
| During the day | 3-8 | 54-55 |
| Decided in Overtime | 0-1 | 8-8 |
| Televised | 8-14 | 91-94 |

LSU's Record When Scoring...

| | | |
|---------------------|-----|-------|
| Less than 60 points | 0-5 | 10-60 |
| 60-69 points | 4-6 | 53-52 |
| 70-79 points | 4-4 | 62-28 |
| 80-89 points | 4-1 | 43-3 |
| 90-99 points | | 23-0 |
| 100 or more points | | 5-0 |

LSU's Record When Allowing...

| | | |
|---------------------|-----|--------|
| Less than 60 points | 5-1 | 100-17 |
| 60-69 points | 3-6 | 66-42 |
| 70-79 points | 3-4 | 24-45 |
| 80-89 points | 1-4 | 5-34 |
| 90-99 points | 0-1 | 0-4 |
| 100 or more points | | 1-1 |

LSU's Record When...

| | | |
|------------------------|------|--------|
| Leading at the half | 7-5 | 155-30 |
| Losing at the half | 3-11 | 33-103 |
| Tied at the half | 2-0 | 8-9 |
| Lead 10 minutes left | 8-1 | 165-24 |
| Losing 10 minutes left | 3-13 | 28-112 |
| Tied 10 minutes left | 1-2 | 3-6 |
| Lead 5 minutes left | 12-1 | 171-19 |
| Losing 5 minutes left | 0-13 | 20-115 |
| Tied 5 minutes left | 0-2 | 5-8 |

LSU's Record When Shooting...

| | | |
|------------------------|------|---------|
| 50% or higher | 5-0 | 93-17 |
| Less than 50% | 7-16 | 103-125 |
| Better than opponent | 9-3 | 162-34 |
| Worse than opponent | 3-11 | 34-105 |
| Even Shooting | 0-2 | 0-3 |
| More 3PT FGs than opp. | 6-6 | 91-37 |

LSU's Record When...

| | | |
|----------------------|------|--------|
| Outrebounding opp. | 6-3 | 159-33 |
| Outrebounded by opp. | 5-12 | 34-100 |
| Equal rebounds | 1-1 | 3-9 |

LSU's Record When Committing...

| | | |
|--------------------|------|--------|
| Fewer TO than opp. | 9-3 | 102-32 |
| More TO than opp. | 2-11 | 82-100 |
| Equal TO | 1-2 | 12-10 |
| 15 or fewer TO | 10-8 | 118-61 |

COACHING MARKS

Coaching Tenure in SEC

| | |
|-------------------------------|-------------|
| 1. Billy Donovan, Florida | 12th season |
| 2. Rick Stansbury, MSU | 10th season |
| 2. Mark Gottfried, Ala. | 10th season |
| 4. Kevin Stallings, Vandy | 7th season |
| 4. Dave Odom, USC | 7th season |
| 6. Dennis Felton, UGA | 5th season |
| 7. Jeff Lebo, Auburn | 4th season |
| 8. Bruce Pearl, Tennessee | 3rd season |
| 9. Andy Kennedy, Ole Miss | 2nd season |
| 10. Billy Gillispie, Kentucky | 1st season |
| 10. John Pelphrey, Arkansas | 1st season |
| 10. Butch Pierre, LSU | 1st season |

Coaching Tenure at LSU

| | |
|---------------------|------------|
| 1. Harry Rabenhorst | 29 seasons |
| 2. Dale Brown | 25 seasons |
| 3. John Brady | 11 seasons |
| 4. Jay McCreary | 8 seasons |
| 5. Dr. C. C. Stroud | 6 seasons |
| 5. Press Maravich | 6 seasons |

Coaching Wins at LSU

| | |
|---------------------|-----|
| 1. Dale Brown | 448 |
| 2. Harry Rabenhorst | 340 |
| 3. John Brady | 192 |
| 4. Dr. C. C. Stroud | 82 |
| 4. Jay McCreary | 82 |

Coaching Wins in SEC

(through play on March 2)

| | |
|-------------------------------|-----|
| 1. Billy Donovan, Fla. | 282 |
| 2. Rick Stansbury, MSU | 205 |
| 3. Mark Gottfried, Ala. | 196 |
| 4. Kevin Stallings, Vandy | 168 |
| 5. Dave Odom, USC | 127 |
| 6. Dennis Felton, UGA | 70 |
| 7. Bruce Pearl, Tennessee | 72 |
| 8. Jeff Lebo, Auburn | 56 |
| 9. Andy Kennedy, Ole Miss | 40 |
| 10. John Pelphrey, Arkansas | 19 |
| 11. Billy Gillispie, Kentucky | 16 |
| 12. Butch Pierre, LSU | 4 |

All-Time Wins--SEC

(through play on March 2)

| | |
|---------------------------------|------------|
| 1. Adolph Rupp, UK | 875 |
| 2. Dale Brown, LSU | 448 |
| 3. C. M. Newton, UA/VU | 340 |
| 3. Harry Rabenhorst, LSU | 340 |
| 5. Tubby Smith | 308 |
| 6. Joe B. Hall, Kentucky | 297 |
| 6. Hugh Durham, Georgia | 297 |
| 8. Billy Donovan, Florida | 282 |
| 9. Ray Mears, Tennessee | 278 |
| 9. Roy Skinner, Vanderbilt | 278 |
| --- | |
| 15. Norm Sloan, Florida | 232 |
| 16. Rick Pitino, Kentucky | 219 |
| 17. Joel Eaves, Auburn | 214 |
| 18. Don DeVoe, Tenn, Fla. | 211 |
| 19. Rick Stansbury, Miss. St. | 205 |
| 20. Eddie Fogler, Vandy/SC | 204 |
| 21. Bob Polk, Vanderbilt | 197 |
| 22. Mark Gottfried, Alabama | 196 |
| 23. John Brady, LSU | 192 |
| ----- | |
| 30. Kevin Stallings, Vandy | 168 |

1940s Star Frank Brian To Be Living Legend At SEC Tournament

Frank Brian, a star at LSU in the 1940s and a member of the 1940s All-Decade team will join the distinguished list of former players who have represented LSU as Living Legends at the SEC Men's Basketball Tournament.

Brian earned All-SEC honors both before and after stints in World War II and went on to earn Rookie of the Year honors in the NBL, the league that eventually would become the NBA ... He was the team's leading scorer in 1947 at 17.6 points per game ... He is a member of the Louisiana Sports Hall of Famer and a member of the Louisiana Association of Basketball Coaches hall of Fame.

LSU's other Living Legends over the years: 1999 - Bob Pettit; 2000 - Durand Macklin; 2001 - Joe Dean; 2002 - Ricky Blanton; 2003 - Pete Maravich; 2004 - Dale Brown; 2005 - Bobby Lowther; 2006 - Dick Maile; 2007 - Collis Temple, Jr.; 2008 - Frank Brian.

They Say The Kids Don't Work on Free Throws

LSU made all 14 and South Carolina made all seven of their free throw attempts in Columbia (2/27) for one of those oddities in college basketball ... The last time LSU went double digit perfect at the line was March 11, 1983 when LSU made 11-of-11 against Tennessee.

In a response to an email to NCAA stat guru Gary Johnson regarding a perfect night from two Division I teams in the same game at the free throw line, Johnson wrote that the only thing in the NCAA record book is the entry for two teams of Purdue (25-25) and Wisconsin (22-22) on Feb. 7, 1976. There is nothing deeper than that on file in the NCAA office.

M. Thornton Among League Leaders In Scoring/20 Pt Games

Marcus Thornton is second behind Vanderbilt's Shan Foster for most games of 20 or more points this season in the league ... Foster has 16 and Thornton 15 going into the week's play ... A total of eight players have had at least 10 games of 20 points or more this season.

Earlier in SEC play, Thornton had a streak of six games over 20 points -- 25 at Ole Miss (1/12), 27 versus Auburn (1/16), 27 at Vandy (1/19), 20 versus Arkansas (1/26), 38 at Auburn (1/30) and 22 at Alabama (2/2) (the complete list of his 20-point games by LSU this season can be found in the 20-point box on page 11 of the notes).

Thornton's injury that limited him to just two points in four minutes at Arkansas (2/20) dropped him out of contention for the league scoring title, but his big game against Georgia has him back on top in SEC game stats ... Here are the top players in both overall and in the SEC games:

Overall

1. **Shan Foster, VU, 19.8 ppg**
2. **Devan Downey, SC, 19.3 ppg**
3. **Marcus Thornton, LSU, 18.8 ppg**
4. **Richard Hendrix, Ala, 18.0**

SEC Games

1. **Marcus Thornton, LSU, 20.1 ppg**
2. **Devan Downey, SC, 19.9**
2. **Sonny Weems, Ark., 18.9 ppg**
4. **Shan Foster, Vandy, 18.4 ppg**

Thornton's 81.4 percent free throw percentage is ranked third in the league (83-of-102) ... His three-point percentage of 36.8 percent is the ninth best in the league.

Thornton's average is 52nd nationally in scoring, while his 2.8 three-pointers per game ranks 67th in Division I.

The Few, The Proud, The Tigers

The Tigers dressed just eight players against Texas A&M (1/2) but upped things to nine players at Ole Miss (1/12) with the addition of Quintin Thornton on the roster and now back to 10 with the return of Chris Johnson at Auburn (1/30) ... Thornton, no relation to Marcus Thornton, tore his pectoral muscle on the first week of preseason practice in an individual workout session and was finally cleared to practice on Jan. 8 ... He played three minutes in his first action since Canada as an LSU Tigers against Mississippi State (1/9) ... Johnson returned in the second Auburn game (1/30) after breaking a bone in his hand against Tulane on Jan. 2 ... Tasmin Mitchell remains out for the season after surgery for an ankle fracture suffered early in non-conference play, although he has dressed in the last two games in support of his godfather moving into the head coaching chair as LSU head coach, Butch Pierre.

Randolph One Of The Top SEC Freshman

We've already discussed Anthony Randolph of Dallas and his weeks that earned him FOW hoFAnors from the SEC ... He is one of the top SEC freshman, averaging 14.9 points per game ... He also is averaging 8.6 rebounds which ranked third overall in rebounds ... Randolph also averages 1.2 steals and 2.3 blocks ... His scoring average ranks fifth among league freshman, the rebound average is first, the steals is third and his blocks per game average is first among league freshman ... Overall, he is 16th in the league in scoring and third in the league in blocked shot average.

Nationally, Randolph's rebound average is ranked 47th and his blocks per game average is ranked 28th.

Randolph's 64 blocks puts him sixth on the LSU single season block list behind just the three seasons of Shaquille O'Neal, Tyrus Thomas and Stromile Swift. (See page 12 of notes).

Randolph had his eighth double double against South Carolina and that ranks him tied for the third most double doubles in the league.

M. Thornton-Randolph Among League's Top Combos

A total of six pairs of players in the league have combined to average 30 or more points in the Southeastern Conference and Marcus Thornton of LSU and Anthony Randolph are presently third:

Shan Foster and A. J. Ogilvy, Vandy - 36.6

Devan Downey and Zam Frederick, S. Carolina - 33.9

Marcus Thornton and Anthony Randolph, LSU - 33.7

Jamont Gordon and Charles Rhodes, Miss. State - 33.3

Patrick Patterson and Joe Crawford, Kentucky - 32.9

Richard Hendrix and Alonzo Gee, Alabama - 32.0

Alex Farrer Shows He Belongs For Tigers

The redshirt sophomore has made his presence felt on the LSU team this season not so much as a scorer but just in the steadying play he provides ... Never more was that seen than in the win at Florida (2/13), as he had six assists, no turnovers and four steals in 30 minutes ... Farrer has seen action in 24 games, starting 11 this season, averaging 17.3 minutes a game, but over 23 minutes in conference play with all 10 starts in the SEC ... Farrer's best scoring game was 11 against Arkansas (1/26).

Chris Johnson Showing His Best

He was out nearly a month in January with a broken hand suffered in the Tulane game on Jan. 2 ... LSU started out winless in the league before he returned on Jan. 30 at Auburn and played 24 minutes, helping LSU to its first league win ... Two games later he was back in the starting lineup and the junior is expected to make his eighth consecutive start this evening ... In his seven starts, he is averaging 11.4 points, 9.3 rebounds and 3.8 blocks ... He has played no less than 32 minutes in any of the seven games and since his return LSU is 5-4 in the league.

Frustrating Close Losses

The Kentucky loss (2/16) put another notch on the wrong side of the ledger in the close games as LSU lost, 57-53 ... It has turned into an almost consistent bad note for the Tigers for almost two seasons ... In 2007, the Tigers were 1-6 in games decided by four points or less and after the Tennessee (two points, 2/9) and Kentucky (four points, 2/16) games, LSU is 2-6 this year in games of five points or less.

Garrett Temple In School Top 10 In Career Assists, Blocks

Temple did his part in the win at Auburn (1/30), although it didn't come from the scoring category ... But in the process he equaled his career high in rebounds with eight and also equaled his career high in assists with seven ... He came back in the Alabama game (2/2) and upped his career rebound high to nine with five assists and three steals as the junior played all 40 minutes ... Temple's presence was never more evident than in the game at Florida (2/13) as he had five assists and two steals in 34 minutes ... Temple played the final eight minutes after biting completely through his lip as he was knocked to the floor with 11 minutes to play ... Florida managed their best rally with Temple on the sidelines being attended to by the LSU training staff cutting the game to four points, but when a fired up Temple returned, he led a 9-0 LSU run that got the game back in the Tigers favor.

Temple again showed his ability as a defender this past week has held both Devan Downey of SC and Sundiata Gaines of Georgia under double figures.

The junior has spent much of his career dishing out timely assists and through 28 games this year leads the team with 100 assists ... That gives him a total of 337 career assists, eighth most for career assists at LSU ... He has 128 career steals and is eight short

SCORING BREAKDOWN

| CLASS | PTS | PCT. | | | |
|--|--------|------|----|---|--------|
| Freshmen | 560 | 29.4 | | | |
| Sophomores | 73 | 3.8 | | | |
| Juniors | 1248 | 65.6 | | | |
| Seniors | 22 | 1.1 | | | |
| SCORING | PTS | PCT. | | | |
| Starters | 1587 | 83.4 | | | |
| Bench | 316 | 16.6 | | | |
| POINTS IN PAINT | PTS | APG | | | |
| LSU | 748 | 26.7 | | | |
| Opponents | 810 | 28.9 | | | |
| POINTS OFF TO | PTS | APG | | | |
| LSU | 432 | 15.4 | | | |
| Opponents | 414 | 14.8 | | | |
| BENCH SCORING | PTS | APG | | | |
| LSU | 316 | 11.3 | | | |
| Opponents | 531 | 18.9 | | | |
| FT% LAST 5 MINUTES | PCT | | | | |
| LSU (49-57, 86.0-SEC) | 98-130 | 75.4 | | | |
| Opponents (40-58, 69.0-SEC) | 95-127 | 74.8 | | | |
| FG% LAST 5 MINUTES | PCT | | | | |
| LSU (40-102, 39.2-SEC) | 89-206 | 43.2 | | | |
| Opponents (44-99, 44.4-SEC) | 87-208 | 41.8 | | | |
| 3FG% LAST 5 MINUTES | PCT | | | | |
| LSU (12-43, 27.9-SEC) | 25-87 | 28.7 | | | |
| Opponents (13-40, 32.5-SEC) | 21-80 | 26.3 | | | |
| W-L RECORDS OF STARTING LINEUPS | | | | | |
| 1-0 -- Temple, Martin, M. Thornton, Randolph, Mitchell | | | | | |
| 1-1 -- Martin, M. Thornton, Johnson, Randolph, Mitchell | | | | | |
| 5-5 -- Martin, M. Thornton, Johnson, Temple, Randolph | | | | | |
| 0-2 -- Spencer, Martin, M. Thornton, Temple, Randolph | | | | | |
| 0-1 -- Temple, Martin, M. Thornton, Randolph, Green | | | | | |
| 1-3 -- Temple, Farr, M. Thornton, Randolph, Q. Thornton | | | | | |
| 0-1 -- Temple, Spencer, M. Thornton, Q. Thornton, Randolph | | | | | |
| 4-2 -- Temple, Farr, M. Thornton, Randolph, Johnson | | | | | |
| 0-1 -- Temple, Farr, Martin, Randolph, Johnson | | | | | |
| LEADING SCORERS -- M. Thornton 17, Randolph 6, Johnson 3, Martin 2 | | | | | |
| LEADING REBOUNDERS -- Randolph 16, Johnson 8, M. Thornton 5, Temple 2, Mitchell 1, Martin 1, Q. Thornton 1 | | | | | |
| LEAD ASSISTS -- Temple 18, Martin 4, Randolph 4, Spencer 3, Mitchell 3, M. Thornton 2, Farrer 2 | | | | | |
| DUNKS -- Randolph 36, Johnson 18, Green 4, Temple 4, M. Thornton 2, Martin 1, Q. Thornton 1 | | | | | |
| DOUBLE FIGURE SCORING GAMES -- Randolph 26, M. Thornton 23, Johnson 15, Martin 14, Temple 7, Spencer 4, Mitchell 1, Farrer 1 | | | | | |
| DOUBLE DOUBLE -- Randolph 8, Thornton 4, Johnson 3, Mitchell 1 | | | | | |
| NO. OF DOUBLE FIGURES BY GAME | | | | | |
| 1 | 2 | 3 | 4 | 5 | 6/more |
| | 9 | 7 | 11 | 1 | |

STREAKING

Consecutive Games in Double Figures

Anthony Randolph 6
Marcus Thornton 3

Consecutive Games Without Fouling Out

Alex Farrer 38
Tasmin Mitchell 29
Marcus Thornton 28
Bo Spencer 27
Garrett Green 21
Anthony Randolph 20
Garrett Temple 14
Quintin Thornton 14
Terry Martin 11
Greg Terrebbonne 9
Chris Johnson 3

Consecutive Gms. 3PT FG

Marcus Thornton 2

Consecutive Games Scored in

Anthony Randolph 28
Marcus Thornton 26
Chris Johnson 23
Garrett Temple 16
Alex Farrer 14
Greg Terrebbonne 1
Quintin Thornton 1

Consecutive Games Started

Anthony Randolph 28
Garrett Temple 24
Alex Farrer 9
Chris Johnson 7
Marcus Thornton 3

IN NCAA STATISTICS (3-2)

Team

| | | |
|-----------------|------|------|
| Free Throw Pct: | 73.3 | 47th |
| Blocks | 6.4 | 9th |

Individual

| | | |
|----------------------------|------|------|
| Pts - Marcus Thornton | 18.8 | 52nd |
| 3PT FGS PG - M. Thornton | 2.8 | 67th |
| 3PT Pct. - Marcus Thornton | 36.8 | 91st |

| | | |
|---------------------|-----|------|
| Reb-Antony Randolph | 8.6 | 47th |
|---------------------|-----|------|

| | | |
|------------------------|-----|------|
| Blocks - Chris Johnson | 2.6 | 21st |
| Anthony Randolph | 2.3 | 28th |

of moving into the top 10 in that category at LSU ... Against Oregon State (12/22), he blocked two shots to move into the school top 10 list for blocked shots and now has 89 for his career, eighth all-time at LSU.

Tall and Lean Tigers Blocking Shots

This has been a team that could block shots all season long and part of the blocked shot tandem is back with the return of Chris Johnson to go with Anthony Randolph making the duo one of the top shot blocking tandems in the nation.

However, the Tigers could not block a shot in the first meeting against Auburn (1/16) in Baton Rouge, the first time the Tigers had zero blocks in a game since January of 2001 against South Carolina ... In the return game at Auburn (1/30), the Tigers blocked five shots.

The Tigers blocked 14 shots at Villanova (12/6), just two shots off the school record of 16 set by the Shaquille O'Neal-Stanley Roberts team of 1990 ... LSU had its second best block night in the win versus Ole Miss (2/23) this year with 12 (Johnson 5, Randolph 4, Temple 2, Farrer 1).

The 12 moved LSU past last year's total of 155 blocks and with 20 last week combined against South Carolina and Georgia, LSU now has 179 blocks this season, two blocks short of moving past the 1999-2000 team into fifth place at LSU for a single season ... LSU is averaging 6.4 blocks a game compared to 4.8 a year ago ... The Tigers are second in the league and ninth in the nation ... Ten players have blocked shots this year, led by the 64 of Anthony Randolph.

Since returning to the game after breaking a bone in his hand Jan. 2 at Tulane, Johnson in the last three games has blocked five shots vs. Ole Miss, six at South Carolina and seven vs. Tennessee on Sunday ... That gives him 57 in 22 games this year and his 2.6 average is 21st in the nation.

Scoring Issues

Scoring 80 or more points has always been good to LSU over the years and there haven't been too many times in the last 11 years that the Tigers have surrendered 80 points.

When LSU scored 85 points at Florida (2/13) and won, it gave LSU a record of 71-3 since 1997 when scoring at least 80 points in a game ... However, six times this year, LSU surrendered 80 points or more, just a total of 44 times the Tigers have allowed 80 or more points since 1997 and LSU is now 6-38 when allowing 80 points (1-5 this season) during that time period.

Florida, LSU Still Have Best Home Win Marks

Since the start of the 2002-03 season, Florida and LSU have had the best total of home wins ... After Wednesday night, Tennessee has moved even with LSU for second among SEC teams:

Florida 87
LSU 76
Tennessee 75
Vanderbilt 74
Alabama 71
Kentucky 68
Arkansas 67
Mississippi St. 60
South Carolina 59
Georgia 57
Auburn 57
Ole Miss 53

Louisiana Home Win Streak

LSU completed its home slate of games against Louisiana schools Dec. 15 against Northwestern State with LSU winning all five of its games this year (Southeastern Louisiana, McNeese State, Nicholls State, Southern and Northwestern State), extending LSU's winning streak in the Maravich Center against Louisiana schools to 67 games ... LSU last lost to a Louisiana school in the PMAC on Dec. 6, 1988 when Louisiana Tech beat LSU in overtime, 111-109 ... The present streak started two nights later on Dec. 8, 1988 when the Tigers defeated McNeese State ... A total of 42 of those wins have come in the John Brady era.

Playing Without Tasmin Mitchell

One of the biggest factors of the 2007-08 season has been having to learn to play without a staple of the 2006 and 2007 seasons in the LSU lineup, junior forward Tasmin Mitchell ... Mitchell, who started every game in his freshman and sophomore seasons is probably out for the remainder of the year after undergoing surgery on his left ankle for a stress fracture of his shin bone ... Mitchell averaged 11.4 points a game during LSU's Final

Four season in 2006 and then averaged 14.5 points last season ... Mitchell was a pre-season coaches All-SEC selection for the 2007-08 season ... Mitchell started the first three games of the season, to run his consecutive game starting streak to 71, but had to go to the bench in pain after just six minutes of the LSU-Oklahoma State game in Maui (11/21) ... He underwent surgery on Nov. 29 and while the recovery and rehab process is six-to-eight weeks, it is expected that he will use a medical redshirt and be available for two more seasons for LSU.

Three-Point Shooting Notes

The Tigers are averaging 6.4 treys a game, while averaging 20 attempts a game ... With a minimum of three games remaining and 561 three-pointers taken, the Tigers are on pace to be over the school record of 614 attempts taken by the 1995-96 team ... LSU is on pace to be right at 200 treys made for only the fourth time since the shot was instituted in the late 1980s ... The LSU record for makes in a season is 215 by the 2002-03 team ... LSU has 174 treys entering the Georgia game.

In the Arizona State (11/21) game, LSU's 33 attempts was just seven shy of the school record for attempts ... In fact, Marcus Thornton's 12 attempts in that game was the first time anyone had attempted more than 10 three-pointers in a game since Torris Bright in 2002 ... Against Oregon State (12/22), Thornton's six makes was the first time someone made at least six attempts since Antonio Hudson against Louisiana-Lafayette in November 2004 ... He equaled that in the first Auburn game (1/15) and now has taken that to another level with his eight makes at Auburn (1/30).

For the season, LSU is hitting at 31.9 percent (179-of-561) ... LSU hit 10 treys at Auburn (1/30), the fourth time LSU was in double figures from the arc (11 vs. Oklahoma State 11/19; 12 vs. Arizona State, 11/21; and 10 versus Oregon State (12/22) and Auburn (1/30)) ... For the season, opponents are making 6.7 a game and 34.4 percent (188-of-546).

Rebounding

The rebound totals have stabilized a bit for LSU after recovering from a nine-game stretch earlier in the year in which it was outrebounded every game by a combined 85 boards ... LSU, in winning, was handled on the board as Florida (2/13) out rebounded LSU, 39-22 and 18-5 on the offensive boards ... In the last three games, all LSU wins, LSU out rebounded Ole Miss (2/23), by five, 51-46; South Carolina (2/27), 44-28; and, Georgia, 40-36 ... LSU was +25 on the boards in those three games ... The 51 boards against Ole Miss marked the second time this year LSU has grabbed 50 rebounds in a contest.

The Wichita game in December was the first time an opponent had recorded 50 rebounds against LSU since the Wyoming game of Jan. 2001.

In past years, LSU's out rebounding opponents has been a key component in LSU winning: 21-5 when having the most boards in 2006 and 16-6 a year ago ... The Tigers have won 159 of 192 games (82.7 percent) since 1997 when out rebounding the opponent ... LSU has averaged more rebounds than the opponents in each of the last 10 seasons.

With LSU winning against Florida (2/13) in score, but down in rebounding, it marked the fifth time in 17 games that LSU has won this year when outrebounded and the 34th time in 134 games since 1997 that LSU has won when out rebounded.

LSU is averaging 35.7 boards a game, while giving up 37.7 rebounds a game.

LSU is -63 to the opponents in offensive rebounds with opponents having kept possessions alive 379 times, compared to 316 for the Tigers.

More On Free Throw Percentage

The Tigers have had good success at the free throw line this year and at this point in the season the percentage of 73.3 is the second best in the league and the 47th in the nation ... LSU is 344-of-469 topped by the 40-of-48 by Chris Johnson (83.3 percent) and the 83-of-102 of Marcus Thornton (81.4 percent).

In conference play, LSU's worst hiccup was in the first Ole Miss game (1/12) when LSU made just 7-of-15 (46.7 percent), the first time LSU was below 50 percent in a game since the 2006 national semifinals against UCLA.

One problem for the Tigers in the Tennessee (2/9) loss was that LSU could only get to the free throw line a grand total of four times, one of the fewest times LSU has gotten to the line in modern times.

Last season, the Tigers hit 70 percent at the free throw line, making 403-of-572 free throws during the 32-game season ... It was just the second time since 1997 that an LSU team made 70 percent of their free throws and just missed the top 10 for school all-time free throw percentage marks.

LSU's present free throw percentage, if the season ended today, would be the fourth best in school history.

CAREER RECORDS

LSU ASSIST LEADERS

| | | |
|--------------------|--------------|-----|
| 1. Kenny Higgs | 1974-78 | 645 |
| 2. Ethan Martin | 1977-81 | 638 |
| 3. Torris Bright | 2000-03 | 544 |
| 4. Pete Maravich | 1967-70 | 425 |
| 5. Derrick Taylor | 81-82; 83-86 | 401 |
| 6. Mike Darnall | 1972-75 | 399 |
| 7. Darrel Mitchell | 2002-06 | 367 |
| 8. Garrett Temple | active | 337 |

LSU STEAL LEADERS

| | | |
|----------------------|--------------|-----|
| 1. Clarence Ceasar | 1991-95 | 310 |
| 2. Ethan Martin | 1977-81 | 279 |
| 3. Torris Bright | 2000-03 | 246 |
| 4. Darrel Mitchell | 2002-06 | 219 |
| 5. Derrick Taylor | 81-82; 83-86 | 207 |
| 6. Jerry Reynolds | 1982-85 | 194 |
| 7. Darryl Joe | 1986-88 | 173 |
| 8. Jermaine Williams | 1998-02 | 154 |
| 9. Leonard Mitchell | 1980-84 | 151 |
| 10. Vernel Singleton | 1988-92 | 136 |
| 10. Johnny Jones | 1980-84 | 136 |
| -- | | |
| xx. Garrett Temple | active | 128 |

LSU BLOCK LEADERS

| | | |
|---------------------|---------|-----|
| 1. Shaquille O'Neal | 1989-92 | 412 |
| 2. Stromile Swift | 1998-00 | 130 |
| 3. Glen Davis | 2004-07 | 110 |
| 4. Brandon Bass | 2003-05 | 104 |
| 5. Jose Vargas | 1984-88 | 100 |
| 6. Tyrus Thomas | 2005-06 | 99 |
| 7. Lionel Green | 1975-79 | 94 |
| 8. Jaime Lloreda | 2002-04 | 89 |
| 8. Garrett Temple | active | 89 |

20-POINT GAMES

38-Marcus Thornton, at Auburn (1/30)

36-Marcus Thornton, vs. Georgia (3/2)

27-Marcus Thornton, at Vandy (1/19)
27-Marcus Thornton, vs. Auburn (1/16)
27-Marcus Thornton, vs. SE La. (11/12)

25-Marcus Thornton, at Ole Miss (1/12)

24-Anthony Randolph, vs. Kentucky (2/16)
24-Anthony Randolph, vs. Southern (11/30)
24-Marcus Thornton, vs. Nicholls (11/28)
24-Marcus Thornton vs. McNeese (11/14)

22-Anthony Randolph, at Florida (2/13)
22-Marcus Thornton, at Alabama (2/2)
22-Marcus Thornton vs. NW State (12/15)
22-Marcus Thornton vs Southern (11/30)

21-A. Randolph, at Auburn (1/30)
21-A. Randolph, vs. Nicholls (11/28)
21-A. Randolph, vs. Arizona State (11/30)

20-A. Randolph at South Carolina (2/27)
20-Marcus Thornton, at Florida (2/13)
20-Marcus Thornton, vs. Arkansas (1/26)
20-Marcus Thornton, vs. Ore. St. (12/22)
20-Chris Johnson, vs. Southern (11/30)
20-Marcus Thornton vs. Okla St. (11/19)

Single Season Records

LSU BLOCK LEADERS

| | | |
|---------------------|---------|-----|
| 1. Shaquille O'Neal | 1991-92 | 157 |
| 2. Shaquille O'Neal | 1990-91 | 140 |
| 3. Shaquille O'Neal | 1989-90 | 115 |
| 4. Tyrus Thomas | 2005-06 | 99 |
| 5. Stromile Swift | 1999-00 | 95 |
| 6. Anthony Randolph | 2007-08 | 64 |
| 7. Jaime Lloreda | 2002-03 | 61 |
| 7. Lionel Green | 1978-79 | 61 |
| 9. Stanley Roberts | 1989-90 | 60 |
| 10. Chris Johnson | 2007-08 | 57 |

LSU 3 PT FIELD GOALS MADE

| | | |
|--------------------|---------|----|
| 1. Anthony Wilson | 1986-87 | 95 |
| 2. Chris Jackson | 1989-90 | 88 |
| 3. Chris Jackson | 1988-89 | 84 |
| 4. Darrel Mitchell | 2005-06 | 82 |
| 5. Marcus Thornton | 2007-08 | 77 |

LSU TEAM BLOCK LEADERS

| | |
|------------|-----|
| 1. 2005-06 | 236 |
| 2. 1989-90 | 225 |
| 3. 1991-92 | 206 |
| 4. 1990-91 | 198 |
| 5. 1999-00 | 180 |
| 6. 2007-08 | 179 |

LSU TEAM FT PCT. LEADERS

| | |
|-------------|------|
| 1. 1988-89 | .770 |
| 2. 1985-86 | .750 |
| 3. 1963-64 | .737 |
| 4. 2007-08 | .733 |
| 5. 2004-05 | .730 |
| 6. 1969-70 | .727 |
| 7. 1972-73 | .720 |
| 8. 1984-85 | .714 |
| 8. 1967-68 | .714 |
| 10. 1979-80 | .710 |

NBA Playing With Five Former Tigers On Rosters

The National Basketball Association presently has five former LSU Tigers on its rosters although some of their locations have changed in the last several weeks:

Brandon Bass -- 3rd yr -- Dallas Mavericks (first year after two with New Orleans)
Glen Davis -- rookie year -- Boston Celtics (2nd round pick by Seattle, traded to Boston)

Shaquille O'Neal - 16th yr - Traded to Phoenix (4th team after Orlando, LA, Miami)
Stromile Swift -- 8th year - Traded to N.J. (drafted 3rd by Vancouver/Memphis, Houston, Memphis)

Tyrus Thomas -- 2nd yr -- Chicago Bulls (4th pick 2006 by Portland, traded to Chicago)

Tigers Sign Four On First Day Of Fall Signing Period

The LSU Athletics Department announced on Wednesday that four student-athletes have signed national letters-of-intent with the LSU men's basketball team. Signing with the Tigers were:

J'Mison Morgan - Dallas (Texas) South Oak Cliff High - 6-10 center
Storm Warren - Monroe (La.) Richwood High School - 6-6 forward
Delwan Graham - Dunwoody (Ga.) High School - 6-7 small forward
Dennis Harris - Jonesboro (Ga.) Mundy's Mills High School - 6-10 combo forward

Morgan is rated No. 23 in the country by Rivalshoops.com and 29th by Scoutshoops.com after averaging 13 points, nine rebounds and five blocks per game last season. He was the District 14-4A defensive MVP and was named first-team Class 4A All-State by the Texas Association of Basketball Coaches ... Warren, ranked the 31st best power forward in the country by Scoutshoops.com, averaged 22.3 points, 18.1 rebounds and nine blocks a contest last year for Richwood as the Rams advanced to the Class 3A state semifinals. He was a first team All-State selection by the Louisiana Sports Writers Association ... Delwan Graham, ranked 68th in the country by Scoutshoops.com, averaged 18.6 points per game and 11 rebounds in earning first team Class 3A All-State honors by the Georgia Coaches Association. Dunwoody was 27-4 last season after winning the state crown in Graham's sophomore season ... Harris' Mundy Mills team is 60-24 the last three seasons, with three consecutive playoff appearances, including a regional championship and a trip to the Class 5A state tournament in 2007. The 3-star Rivalshoops.com and Scoutshoops.com player averaged 19 points and 11 rebounds in earning an honorable mention All-Metro by the Atlanta Journal Constitution. He scored a 1300 on the SAT and carries a 3.7 GPA.

Earlier this season, Monroe's Warren had the rare quadruple double against Green Oaks as the Richwood prep star had 27 points, 10 blocks, 10 assists and 17 rebounds.

Next - The Regular Season Concludes in Starkville

The Tigers conclude their 100th season of basketball in Starkville, Miss., as interim Coach Butch Pierre returns to his alma mater for the final game of the year against Mississippi State ... Tipoff is set for 3 p.m. with the game televised as the second half of their wild-card doubleheader by Raycom Sports.

The Last Time LSU ...

ALL GAMES

Scoring

| | |
|---------------------------|--|
| Less Than 50 points | 45 -- vs. Tennessee (45-47), 2/9/08 |
| 50-59 points | 52 -- vs. Arkansas (52-68), 1/26/08 |
| 60-69 points | 62 -- at South Carolina (62-55), 2/27/08 |
| 70-79 points | 71 -- vs. Georgia (71-64), 3/2/08 |
| 80-89 points | 85 -- at Florida (85-73), 2/13/08 |
| 90-99 points | 92 -- vs. Miss. Valley (92-58), 12/28/06 |
| 100 or more points | 104 -- vs. Nicholls State (104-57), 11/21/05 |

Opponents Scoring

| | |
|---------------------------|--|
| Less than 50 points | 49 -- by Ole Miss (49-69), 2/23/08 |
| 50-59 points | 55 -- by South Carolina (55-62), 2/27/08 |
| 60-69 points | 64 -- by Georgia (64-71), 3/2/08 |
| 70-79 points | 73 -- by Florida (73-85), 2/13/08 |
| 80-89 points | 87 -- by Arkansas (87-61), 2/20/08 |
| 90-99 points | 92 -- by Vanderbilt (92-76), 1/19/08 |
| 100 or more points | 101 -- by Ohio State (101-113), 1-15-05 |

Field Goal Percentage

| | |
|--------------------------------|--|
| Shot 20-29 percent | 29.0 -- vs. Arkansas (20-69), 1/26/08 |
| Shot 30-39 percent | 39.3 -- vs. Georgia (24-61), 3/2/08 |
| Shot 40-49 percent | 40.7 -- at South Carolina (22-54), 2/27/08 |
| Shot 50-59 percent | 50.8 -- at Auburn (31-61), 1/30/08 |
| Shot 60-69 percent | 60.0 -- at Florida (33-55), 2/13/08 |
| Shot 70 percent or above | 70.3 -- vs. Centenary (45-64), 1-15-03 |

Opponents Field Goal Percentage

| | |
|--------------------------|--|
| Shot 20-29 percent | 26.8 -- by Ole Miss (19-71), 2/23/08 |
| Shot 30-39 percent | 34.4 -- by South Carolina (22-64), 2/27/08 |
| Shot 40-49 percent | 42.9 -- by Georgia (24-56), 3/2/08 |
| Shot 50-59 percent | 52.4 -- by Arkansas (33-63), 2/20/08 |
| Shot 60-69 percent | 60.0 -- by W. Va. (33-55), 11-27-04 |

Three-Point FG Percentage

| | |
|---------------------------------|---|
| Shot less than 10 percent | 0.0 -- vs. UCLA (NCAA FF) (0-6), 4/1/06 |
| Shot 10-19 percent | 15.9 -- vs. Tennessee (3-20), 2/9/08 |
| Shot 20-29 percent | 23.5 -- at South Carolina (4-17), 2/27/08 |
| Shot 30-39 percent | 38.5 -- vs. Georgia (5-13), 3/2/08 |
| Shot 40-49 percent | 45.0 -- at Florida (9-20), 2/13/08 |
| Shot 50-59 percent | 57.1 -- at Ole Miss (4-7), 2/14/07 |
| Shot 60 percent or more | 63.6 -- vs. Georgia (7-11), 1/25/06 |

Opponents Three-Point FG Percentage

| | |
|---------------------------------|---|
| Shot less than 10 percent | 7.1 -- by Georgia (1-14), 1/25/06 |
| Shot 10-19 percent | 18.2 -- by South Carolina (4-22), 2/27/08 |
| Shot 20-29 percent | 22.7 -- by Ole Miss (5-22), 2/23/08 |
| Shot 30-39 percent | 33.3 -- by Florida (9-27), 2/13/08 |
| Shot 40-49 percent | 41.2 -- by Georgia (7-17), 3/2/08 |
| Shot 50-59 percent | 50.0 -- by Kentucky (7-14), 2/16/08 |
| Shot 60 percent or more | 66.7 -- by Arkansas (10-15), 1/26/08 |

Free Throw Percentage

| | |
|---------------------------------|---|
| Shot less than 50 percent | 46.7 -- at Ole Miss (7-15), 1/12/08 |
| Shot 50-59 percent | 57.7 -- at Arkansas (15-26), 2/20/08 |
| Shot 60-69 percent | 64.3 -- vs. Georgia (18-28), 3/2/08 |
| Shot 70-79 percent | 75.0 -- at Auburn (9-12), 1/30/08 |
| Shot 80-89 percent | 82.4 -- vs. Ole Miss (14-17), 2/23/08 |
| Shot 90-99 percent | 95.5 -- at Alabama (21-22), 2/2/08 |
| Shot 100 percent | 100.0 -- at South Carolina (14-14), 2/27/08 |

Rebounds

| | |
|-------------------------------|--------------------------------|
| Had 20-29 rebounds | 22 -- at Florida, 2/13/08 |
| Had 30-39 rebounds | 34 -- at Arkansas, 2/20/08 |
| Had 40-49 rebounds | 40 -- vs. Georgia, 3/2/08 |
| Had 50-59 rebounds | 51 -- vs. Ole Miss, 2/23/08 |
| Had 60 or more rebounds | 60 -- vs. Troy State, 12-22-98 |

Opponent Rebounds

| | |
|-----------------------------|----------------------------------|
| Less than 20 rebounds | 19 -- by South Carolina, 1-12-05 |
| 20-29 rebounds | 28 -- by South Carolina, 2/27/08 |
| 30-39 rebounds | 36 -- by Georgia, 3/2/08 |
| 40-49 rebounds | 46 -- by Ole Miss, 2/23/08 |
| 50-59 rebounds | 50 -- by Wichita State, 12/19/07 |

Assists

| | |
|---------------------------|-----------------------------------|
| Less than 5 assists | 4 -- vs. Miss. State, 1/9/08 |
| 5-10 assists | 9 -- vs. Georgia, 3/2/08 |
| 11-15 assists | 13 -- vs. Ole Miss, 2/23/08 |
| 16-20 assists | 19 -- at Florida, 2/13/08 |
| 21-25 assists | 21 -- vs. Miss. Valley, 12/28/06 |
| 26-30 assists | 26 -- vs. ULM, 11/19/06 |
| 31 or more assists | 33 -- vs. Georgia State, 12-28-94 |

Opponent Assists

| | |
|---------------------------|---------------------------------|
| Less than 5 assists | 4 -- by Southern, 11/30/07 |
| 5-10 assists | 10 -- by Ole Miss, 2/23/08 |
| 11-15 assists | 11 -- by Georgia, 3/2/08 |
| 16-20 assists | 18 -- by Arkansas, 2/20/08 |
| 21-25 assists | 21 -- by Vanderbilt, 1/19/08 |
| 26-30 assists | 28 -- by Fresno State, 11-26-97 |
| 31 or more assists | 33 -- by Kentucky, 1-16-96 |

Blocks

| | |
|-------------------------|---------------------------------|
| 0 blocks | 0 -- vs. Auburn, 1/16/08 |
| 1-5 blocks | 4 -- at Arkansas, 2/20/08 |
| 6-10 blocks | 9 -- at South Carolina, 2/27/08 |
| 11-15 blocks | 11 -- vs. Georgia, 3/2/08 |
| 16 or more blocks | 16 -- vs. Texas, 1-2-90 |

Opponent Blocks

| | |
|--------------------|----------------------------|
| 0 blocks | 0 -- by Nicholls, 11/28/07 |
| 1-5 blocks | 2 -- by Georgia, 3/2/08 |
| 6-10 blocks | 7 -- by Arkansas, 1/26/08 |
| 11-15 blocks | 11 -- by UConn, 1/6/07 |

Steals

| | |
|-------------------------|--|
| 0 steals | 0 -- vs. Georgia Tech, 3-17-90 |
| 1-5 steals | 3 -- at South Carolina, 2/27/08 |
| 6-10 steals | 6 -- vs. Georgia, 3/2/08 |
| 11-15 steals | 12 -- vs. Northwestern State, 12/15/07 |
| 16 or more steals | 22 -- vs. Arkansas, 2-17-01 |

Opponent Steals

| | |
|-------------------------|---------------------------------|
| 0 steals | 0 -- by Florida, 2/19/05 |
| 1-5 steals | 5 -- by Ole Miss, 2/23/08 |
| 6-10 steals | 8 -- by Georgia, 3/2/08 |
| 11-15 steals | 13 -- by Tennessee, 2/9/08 |
| 16 or more steals | 16 -- by Miami (Fla.), 12-27-01 |

The Last Time An LSU Player..

ALL GAMES

| | |
|---|---|
| Scored 20-24 points | 20, Anthony Randolph, at South Carolina, 2/27/08 |
| Scored 25-29 points | 27 Marcus Thornton, at Vanderbilt, 1/19/08 |
| Scored 30-34 points | 32 Darrel Mitchell, vs. Ohio State, 1-15-05 |
| Scored 35-39 points | 36 Marcus Thornton, vs. Georgia, 3/2/08 |
| Scored 40-45 points | 40 Ronnie Henderson, vs. Alabama, 2-11-95 |
| Scored 45-49 points | 46 Chris Jackson, vs. Vanderbilt, 2-18-90 |
| Scored 50-54 points | 51 Chris Jackson, vs. Texas, 1-2-90 |
| Scored 55-59 points | 55 Chris Jackson, vs. Ole Miss, 3-4-89 |
| Scored 60 or more..... | 64 Pete Maravich, vs. Kentucky, 2-21-70 |
| | |
| Scored double figures in 5 straight games..... | 6 Anthony Randolph, 2/13/08 to 2/27/08 |
| Scored double figures in 10 straight games..... | 10 Marcus Thornton, 1/5/08 to 2/13/08 |
| Scored double figures in 15 straight games..... | 48 Glen Davis, 3/5/05 to 12/17/06 |
| Scored double figures in 20 straight games..... | 48 Glen Davis, 3/5/05 to 12/17/06 |
| Scored double figures in 25 straight games..... | 48 Glen Davis, 3/5/05 to 12/17/06 |
| Scored double figures in 30 straight games..... | 48 Glen Davis, 3/5/05 to 12/17/06 |
| Scored double figures in 35 straight games..... | 48 Glen Davis, 3/5/05 to 12/17/06 |
| Scored double figures in 40 straight games..... | 48 Glen Davis, 3/5/05 to 12/17/06 |
| Scored double figures in 45 or more straight game | 48 Glen Davis, 3/5/05 to 12/17/06 |
| | |
| Scored 20 points or more in 2 straight games | 2 Anthony Randolph, 22 at Florida (2/13/08); 24 vs. Kentucky (2/16/08) |
| Scored 20 points or more in 3 straight games | 3 Marcus Thornton, 20 vs. Arkansas, (1/26/08); 38 at Auburn (1/30/08); 22 at Alabama (2/2/08) |
| Scored 20 points or more in 4 straight games | 4 Marcus Thornton, 27 at Vandy (1/19/08); 20 vs. Arkansas (1/26/08); 38 at Auburn (1/30/08); 22 at Alabama (2/2/08) |
| Scored 20 points or more in 5 straight games | 6 Marcus Thornton, 25 at Ole Miss (1/12/08); 27 vs. Auburn (1/16/08); 27 at Vandy (1/19/08); 20 vs. Arkansas (1/26/08); 38 at Auburn (1/30/08); 22 vs. Alabama (2/2/08) |
| | |
| Scored 30 points or more in consecutive games..... | 3 Ronnie Henderson, 40 vs. Alabama, 2-11-95; 30 vs. Ole Miss, 2-15-95; 33 vs. Georgia, 2-18-95 |
| | |
| Made 10-14 field goals in a game..... | 12 Marcus Thornton, vs. Georgia, 3/2/08 |
| Made 15 or more field goals in a game | 18 Shaquille O'Neal, vs. Northern Arizona, 12-28-91 |
| | |
| Attempted 15-19 field goals in a game..... | 17 Anthony Randolph, at South Carolina, 2/27/08 |
| Attempted 20-24 field goals in a game..... | 21 Marcus Thornton, vs. Georgia, 3/2/08 |
| Attempted 25-29 field goals in a game..... | 25 Ronnie Henderson, vs. Nicholls State, 1-23-96 |
| Attempted 30 or more field goals in a game | 34 Ronnie Henderson, vs. Oklahoma State, 12-20-94 |
| | |
| Made 5 three pointers in a game | 5 Marcus Thornton, vs. Georgia, 3/2/08 |
| Made 6-9 three pointers in a game..... | 8 Marcus Thornton, at Auburn, 1/30/08 |
| Made 10 or more three pointers in a game | 10 Chris Jackson, vs. Tennessee, 2-10-90 |
| | |
| Attempted 7 three pointers in a game | 7 Marcus Thornton, vs. Georgia, 3/2/08 |
| Attempted 8-10 three pointers in a game..... | 8 Marcus Thornton, at South Carolina, 2/27/08 |
| Attempted 11 or more three pointers in a game | 10 Marcus Thornton, vs. Ole Miss, 2/23/08 |
| | |
| Had 10-14 rebounds | 10 Marcus Thornton, vs. Georgia, 3/2/08 |
| Had 15-19 rebounds | 15 Chris Johnson, vs. Georgia, 3/2/08 |
| Had 20 or more rebounds..... | 21 Jaime Lloreda, vs. McNeese State, 11-24-03 |

The Last Time An LSU Player...

ALL GAMES

| | | |
|---|----|--|
| Had 10 or more rebounds in 2 straight games | 2 | Chris Johnson, 10 at South Carolina, 2/27/08; 15 vs. Georgia, 3/2/08 |
| Had 10 or more rebounds in 3 straight games | 3 | Chris Johnson, 15 vs. Ole Miss, 2/23/08; 10 at South Carolina, 2/27/08; 15 vs. Georgia, 3/2/08 |
| Had 10 or more rebounds in 4 straight games | 4 | Glen Davis, 10 at Miss. State, 2/3/07; 13 at Tennessee, 2/7/07; 18 vs. Arkansas, 2/10/07; 11 vs. Ole Miss, 2/14/07 |
| Had 10 or more rebounds in 5 straight games | 5 | Glen Davis, 13 vs. Miss. State, 2/15/06; 11 at Auburn, 2/18/06; 11 at Vandy, 2/22/06; 15 vs. Kentucky, 2/25/06, 10 vs. S. Carolina, 2/28/06 |
| Had 10 or more rebounds in 6 or more games | 8 | Glen Davis, 11 at Alabama, 2/4/06; 16 vs. Arkansas, 2/8/06; 15 at Florida, 2/11/06; 13 vs. Miss. State, 2/15/06; 11 at Auburn, 2/18/06; 11 at Vandy, 2/22/06; 15 vs. Kentucky, 2/25/06; 10 at S. Carolina, 2/28/06 |
| Had 9 offensive rebounds in a game | 9 | Glen Davis, vs. Tennessee (SECT), 3/8/07 |
| Had 10 defensive rebounds in a game..... | 11 | Chris Johnson, vs. Georgia, 3/2/08 |
| Had 5-7 assists | 6 | Garrett Temple, at Arkansas, 2/20/08 |
| Had 8-10 assists | 8 | Darrel Mitchell, vs. Kentucky, 2/25/06 |
| Had 11-15 assists | 12 | Torris Bright, vs. McNeese State, 12-7-02 |
| Had 16 or more assists | 18 | Randy Livingston, vs. George Mason, 12-3-94 |
| Had 3-5 blocks in a game | 4 | Anthony Randolph, vs. Ole Miss, 2/23/08 |
| Had 6-8 blocks in a game | 5 | Chris Johnson, vs. Ole Miss, 2/23/08 |
| Had 9-10 blocks in a game | 7 | Chris Johnson, vs. Georgia, 3/2/08 |
| Had 11 or more blocks in a game | 9 | Tyrus Thomas, vs. Tennessee, 1/14/06 |
| | 11 | Stromile Swift, vs. Alabama, 2-10-99 |
| Had 3-5 steals in a game | 3 | Garrett Temple, at Arkansas, 2/20/08 |
| Had 6-7 steals in a game | 6 | Darrel Mitchell, vs. McNeese State, 12/10/05 |
| Had 8-9 steals in a game | 8 | Clarence Ceasar, vs. Auburn, 1-8-94 |
| Had 10 or more steals in a game | 10 | Shawn Griggs, vs. Tennessee, 2-23-91 |
| Had a double-double..... | | Marcus Thornton, vs. Georgia, 36 pts-10 reb., 3/2/08 |
| Had a double-double in 2 straight games | | Anthony Randolph, vs. Ole Miss, 15 pts-11 reb., 2/23/08; at South Carolina, 20 pts-10 reb., 2/27/08 |
| Had a double-double in 3 or more straight games | 3 | Chris Johnson, vs. Ole Miss, 12 pts-15 reb., 2/23/08; at South Carolina, 13 pts-10 reb., 2/27/08 |
| | | Glen Davis, vs. Louisiana Tech, 23 pts-14 reb., 12/23/06; vs. Wright State, 26 pts-12 reb., 12/27/06; vs. Miss. Valley, 19 pts-13 reb., 12/28/06 |
| Had a triple-double | | Shaquille O'Neal, 26 pts-13 reb-11 blks, vs. BYU, 3-19-92 |
| Played 40 minutes in a game | 40 | Garrett Temple, vs. Georgia, 3/2/08 |
| Played 41-49 minutes in a game..... | 42 | Garrett Temple, vs. Tennessee (SECT), 3/8/07 |
| Played 50 or more minutes in a game | 54 | Maurice Carter, vs. Alabama, 2-10-99 |

Previous Game Boxscores

Game 3 -- Oklahoma State 83, LSU 77 (First-Round EA Sports Maui Invitational) 11-19-07 12 p.m. at Lahaina Civic Center, Maui, Hawaii

Game 1 -- LSU 72, Southeastern Louisiana 62

11/12/07 7:00 pm at Maravich Center (Baton Rouge, LA)

Southeastern Louisiana 1-1

| Player | fg-a | 3fg-a | ft-a | reb | pf | tp | a | to | blk | s | min |
|----------------------|-------|-------|------|-----|----|----|---|----|-----|---|-----|
| Span, Warrell, f | 6-13 | 0-1 | 2-2 | 4 | 3 | 14 | 1 | 1 | 0 | 1 | 27 |
| Green, Kevyn, f | 4-14 | 1-5 | 0-0 | 4 | 3 | 9 | 0 | 2 | 0 | 0 | 30 |
| Nance, Tavaris, f | 4-9 | 0-2 | 3-6 | 3 | 5 | 11 | 4 | 1 | 0 | 3 | 35 |
| Sullivan, Patrick, c | 5-10 | 0-0 | 0-2 | 14 | 3 | 10 | 1 | 6 | 1 | 0 | 29 |
| Nicks, Dekyron, g | 3-8 | 2-6 | 3-4 | 1 | 4 | 11 | 0 | 1 | 0 | 2 | 37 |
| Dunbar, Jeremy | 2-4 | 1-3 | 0-0 | 0 | 0 | 5 | 0 | 1 | 0 | 0 | 16 |
| Arnold, Daryl | 1-3 | 0-2 | 0-0 | 3 | 0 | 2 | 0 | 1 | 0 | 0 | 12 |
| Ndoumba, David | 0-2 | 0-0 | 0-0 | 7 | 2 | 0 | 0 | 1 | 0 | 0 | 11 |
| Austin, Howard | 0-0 | 0-0 | 0-0 | 0 | 0 | 0 | 0 | 1 | 0 | 0 | 3 |
| TEAM | | | | 2 | | | | 1 | | | |
| Totals..... | 25-63 | 4-19 | 8-14 | 38 | 20 | 62 | 6 | 16 | 1 | 7 | 200 |

| | | | | |
|------------------|------------------------------|------------------------------|--------------------|-------------|
| TOTAL FG% | 1st Half: 12-37 32.4% | 2nd Half: 13-26 50.0% | Game: 39.7% | DB |
| 3-Pt. FG% | 1st Half: 2-8 25.0% | 2nd Half: 2-11 18.2% | Game: 21.1% | REB. |
| F Throw % | 1st Half: 4-8 50.0% | 2nd Half: 4-6 66.7% | Game: 57.1% | 4 |

LSU 1-0

| Player | fg-a | 3fg-a | ft-a | reb | pf | tp | a | to | blk | s | min |
|---------------------|-------|-------|-------|-----|----|----|----|----|-----|----|-----|
| Mitchell, Tasmin, f | 3-6 | 0-1 | 0-0 | 2 | 4 | 6 | 3 | 3 | 1 | 2 | 24 |
| Randolph, A., f | 7-11 | 1-2 | 4-6 | 13 | 2 | 19 | 2 | 2 | 6 | 4 | 33 |
| Thornton, M. g | 8-14 | 4-7 | 7-9 | 2 | 0 | 27 | 2 | 2 | 0 | 2 | 34 |
| Martin, Terry, g | 2-7 | 0-2 | 2-2 | 4 | 3 | 6 | 3 | 2 | 0 | 1 | 31 |
| Temple, Garrett, g | 0-1 | 0-1 | 0-2 | 1 | 3 | 0 | 1 | 2 | 0 | 0 | 29 |
| Mason, Dameon | 2-5 | 0-0 | 1-1 | 1 | 1 | 5 | 0 | 1 | 0 | 0 | 15 |
| Spencer, Bo | 3-3 | 1-1 | 0-0 | 1 | 1 | 7 | 2 | 2 | 0 | 1 | 21 |
| Johnson, Chris | 1-4 | 0-2 | 0-0 | 2 | 0 | 2 | 0 | 0 | 1 | 1 | 13 |
| TEAM | | | | 3 | 1 | | | | | | |
| Totals..... | 26-51 | 6-16 | 14-20 | 29 | 15 | 72 | 13 | 14 | 8 | 11 | 200 |

| | | | | |
|------------------|------------------------------|------------------------------|--------------------|-------------|
| TOTAL FG% | 1st Half: 12-27 44.4% | 2nd Half: 14-24 58.3% | Game: 51.0% | DB |
| 3-Pt. FG% | 1st Half: 3-9 33.3% | 2nd Half: 3-7 42.9% | Game: 37.5% | REB. |
| F Throw % | 1st Half: 3-3 100% | 2nd Half: 11-17 64.7% | Game: 70.0% | 4 |

Officials: Ed Corbett, Bert Smith, Michael Stephens
 Technical fouls: Southeastern Louisiana-None. LSU-TEAM.
 Attendance: 8171

| Score by Periods | 1st | 2nd | Total |
|------------------------|-----|-----|-------|
| Southeastern Louisiana | 30 | 32 | 62 |
| LSU | 30 | 42 | 72 |

Game 2 -- LSU 76, McNeese State 72

11/14/07 7:00 pm at Maravich Center (Baton Rouge, LA)

McNeese State 0-2

| Player | fg-a | 3fg-a | ft-a | reb | pf | tp | a | to | blk | s | min |
|--------------------|-------|-------|------|-----|----|----|----|----|-----|---|-----|
| Lawrence, Rorey, f | 2-7 | 1-4 | 0-0 | 4 | 2 | 5 | 2 | 3 | 1 | 4 | 34 |
| Bradley, Jarvis, f | 4-8 | 0-0 | 0-0 | 3 | 5 | 8 | 0 | 2 | 0 | 0 | 25 |
| Penn,Kleon, f | 3-5 | 0-0 | 0-0 | 3 | 2 | 6 | 1 | 0 | 4 | 2 | 25 |
| Pichon, John, f | 3-9 | 1-2 | 0-0 | 6 | 5 | 7 | 2 | 3 | 0 | 0 | 21 |
| Ford, John, g | 8-13 | 5-6 | 0-0 | 3 | 2 | 21 | 5 | 1 | 0 | 0 | 37 |
| Kapelan, Diego | 5-13 | 5-10 | 0-0 | 3 | 0 | 15 | 0 | 0 | 0 | 0 | 25 |
| Martin, Stephan | 0-1 | 0-0 | 0-0 | 1 | 0 | 0 | 0 | 0 | 0 | 0 | 3 |
| Collins, C.J. | 0-0 | 0-0 | 0-0 | 0 | 1 | 0 | 0 | 0 | 0 | 0 | 4 |
| Wardell, Aldryan | 3-6 | 0-0 | 4-4 | 4 | 5 | 10 | 0 | 4 | 0 | 1 | 21 |
| Robinson, Anthony | 0-1 | 0-1 | 0-0 | 0 | 0 | 0 | 0 | 0 | 0 | 0 | 2 |
| Alawoya, P.J. | 1-1 | 0-0 | 0-0 | 1 | 0 | 2 | 0 | 0 | 0 | 0 | 3 |
| David, Preston | 0-0 | 0-0 | 0-0 | 0 | 0 | 0 | 0 | 0 | 0 | 0 | 0+ |
| TEAM | | | | 3 | | | | 1 | | | |
| Totals..... | 29-64 | 12-23 | 4-6 | 31 | 22 | 74 | 10 | 14 | 5 | 7 | 200 |

| | | | | |
|------------------|------------------------------|------------------------------|--------------------|-------------|
| TOTAL FG% | 1st Half: 12-31 38.7% | 2nd Half: 17-33 51.5% | Game: 45.3% | DB |
| 3-Pt. FG% | 1st Half: 6-12 50.0% | 2nd Half: 6-11 54.5% | Game: 52.2% | Reb. |
| F Throw % | 1st Half: 2-4 50.0% | 2nd Half: 2-2 100% | Game: 66.7% | 1 |

LSU 2-0

| Player | fg-a | 3fg-a | ft-a | reb | pf | tp | a | to | blk | s | min |
|---------------------|-------|-------|-------|-----|----|----|----|----|-----|---|-----|
| Mitchell, Tasmin, f | 4-13 | 0-4 | 8-10 | 14 | 2 | 16 | 3 | 4 | 0 | 4 | 36 |
| Randolph, A. f | 5-9 | 0-1 | 2-4 | 7 | 3 | 12 | 3 | 2 | 1 | 2 | 29 |
| Johnson, Chris c | 2-4 | 0-1 | 0-0 | 3 | 3 | 4 | 1 | 2 | 6 | 0 | 26 |
| Thornton, M. g | 8-16 | 2-8 | 6-7 | 3 | 1 | 24 | 2 | 3 | 1 | 1 | 37 |
| Martin, Terry g | 5-10 | 1-3 | 0-2 | 5 | 0 | 11 | 2 | 2 | 1 | 1 | 30 |
| Spencer, Bo | 0-0 | 0-0 | 2-2 | 1 | 0 | 2 | 0 | 1 | 0 | 0 | 12 |
| Temple, Garrett | 3-4 | 0-1 | 3-4 | 2 | 2 | 9 | 2 | 0 | 2 | 1 | 30 |
| TEAM | | | | 3 | | | | | | | |
| Totals..... | 27-56 | 3-18 | 21-29 | 38 | 11 | 78 | 13 | 14 | 11 | 9 | 200 |

| | | | | |
|------------------|------------------------------|------------------------------|--------------------|-------------|
| TOTAL FG% | 1st Half: 11-25 44.0% | 2nd Half: 16-31 51.6% | Game: 48.2% | DB |
| 3-Pt. FG% | 1st Half: 0-8 0.0% | 2nd Half: 3-10 30.0% | Game: 16.7% | REB. |
| F Throw % | 1st Half: 10-12 83.3% | 2nd Half: 11-17 64.7% | Game: 72.4% | 4 |

Officials: Tony Greene, Bruce Benedict, Antinio Petty
 Technical fouls: McNeese State-Bradley, Jarvis. LSU-Mitchell, Tasmin.
 Attendance: 7891

| Score by Periods | 1st | 2nd | Total |
|------------------|-----|-----|-------|
| McNeese State | 32 | 42 | 74 |
| LSU | 32 | 46 | 78 |

LSU 2-1

| Player | fg-a | 3fg-a | ft-a | reb | pf | tp | a | to | blk | s | min |
|--------------------|-------|-------|-------|-----|----|----|----|----|-----|---|-----|
| Mitchell, Tasmin f | 0-2 | 0-0 | 0-0 | 1 | 2 | 0 | 0 | 2 | 0 | 1 | 6 |
| Randolph, A. f | 2-5 | 0-1 | 1-2 | 5 | 4 | 5 | 2 | 5 | 3 | 0 | 26 |
| Johnson, Chris, c | 8-9 | 3-4 | 0-0 | 5 | 2 | 19 | 1 | 7 | 0 | 0 | 37 |
| Thornton, M. g | 6-14 | 2-6 | 6-6 | 3 | 3 | 20 | 1 | 0 | 1 | 1 | 31 |
| Martin, Terry, g | 2-9 | 1-6 | 0-0 | 6 | 3 | 5 | 0 | 2 | 0 | 0 | 24 |
| Spencer, Bo | 3-6 | 2-3 | 2-2 | 1 | 2 | 10 | 4 | 4 | 0 | 1 | 25 |
| Temple, Garrett | 4-7 | 3-5 | 6-6 | 3 | 4 | 17 | 5 | 4 | 1 | 1 | 34 |
| Green, Garrett | 0-1 | 0-0 | 1-2 | 2 | 5 | 1 | 1 | 2 | 2 | 1 | 17 |
| TEAM | | | | 5 | | | | | | | |
| Totals..... | 25-53 | 11-25 | 16-18 | 31 | 25 | 77 | 14 | 26 | 7 | 5 | 200 |

| | | | | |
|------------------|-----------------------------|------------------------------|--------------------|------------|
| TOTAL FG% | 1st Half: 7-23 30.4% | 2nd Half: 18-30 60.0% | Game: 47.2% | DB |
| 3-Pt. FG% | 1st Half: 3-10 30.0% | 2nd Half: 8-15 53.3% | Game: 44.0% | REB |
| F Throw % | 1st Half: 7-8 87.5% | 2nd Half: 9-10 90.0% | Game: 88.9% | 0 |

OKLAHOMA STATE 2-1

| Player | fg-a | 3fg-a | ft-a | reb | pf | tp | a | to | blk | s | min |
|-------------------|-------|-------|-------|-----|----|----|----|----|-----|----|-----|
| Dove, Marcus f | 5-9 | 2-3 | 0-0 | 5 | 3 | 12 | 2 | 2 | 1 | 1 | 39 |
| Thomas, I. f | 6-9 | 2-3 | 1-1 | 3 | 5 | 15 | 0 | 4 | 1 | 1 | 22 |
| Harris, Terrel f | 6-11 | 3-4 | 9-10 | 7 | 2 | 24 | 1 | 1 | 0 | 4 | 36 |
| Muonelo, Obi, g | 1-5 | 0-3 | 0-0 | 2 | 2 | 2 | 4 | 6 | 0 | 3 | 29 |
| Anderson, James g | 8-16 | 2-7 | 7-9 | 3 | 1 | 25 | 2 | 1 | 1 | 2 | 35 |
| Eaton, Byron | 0-2 | 0-0 | 2-2 | 3 | 4 | 2 | 3 | 3 | 0 | 1 | 17 |
| Brown, Anthony | 1-3 | 0-0 | 0-0 | 3 | 4 | 2 | 0 | 0 | 0 | 0 | 10 |
| Adams, Martavius | 0-3 | 0-0 | 0-0 | 2 | 0 | 0 | 0 | 0 | 0 | 0 | 8 |
| Sidorakis, Nick | 0-0 | 0-0 | 0-0 | 0 | 0 | 0 | 0 | 1 | 0 | 0 | 3 |
| Moses, Marshall | 0-0 | 0-0 | 1-2 | 1 | 0 | 1 | 0 | 0 | 0 | 0 | 1 |
| TEAM | | | | 3 | | | | | | | |
| Totals..... | 27-58 | 9-20 | 20-24 | 32 | 21 | 83 | 12 | 18 | 3 | 12 | 200 |

| | | | | |
|------------------|------------------------------|------------------------------|--------------------|------------|
| TOTAL FG% | 1st Half: 16-34 47.1% | 2nd Half: 11-24 45.8% | Game: 46.6% | DB |
| 3-Pt. FG% | 1st Half: 5-11 45.5% | 2nd Half: 4-9 44.4% | Game: 45.0% | REB |
| F Throw % | 1st Half: 5-8 62.5% | 2nd Half: 15-16 93.8% | Game: 83.3% | 2 |

Officials: Ed Hightower, Terry Wymer, John Hughes
 Technical fouls: Louisiana State-None. OKLAHOMA STATE-None.
 Attendance: 2500

| Score by Periods | 1st | 2nd | Total |
|------------------|-----|-----|-------|
| LSU | 24 | 53 | 77 |
| OKLAHOMA STATE | 42 | 41 | 83 |

Game 4 -- LSU 78, Chaminade 72 (Consolation Semifinals -- EA Sports Maui Invitational)

11-20-07 8:30 a.m. at Lahaina Civic Center, Maui, Hawaii

LSU 3-1

| Player | fg-a | 3fg-a | ft-a | reb | pf | tp | a | to | blk | s | min |
|--------------------|-------|-------|------|-----|----|----|----|----|-----|---|-----|
| Randolph, A. f | 9-14 | 0-0 | 3-4 | 9 | 2 | 21 | 2 | 4 | 2 | 1 | 32 |
| Johnson, Chris, c | 8-15 | 0-1 | 2-3 | 11 | 1 | 18 | 1 | 1 | 3 | 1 | 34 |
| Thornton, M. g | 2-12 | 0-4 | 0-2 | 2 | 3 | 4 | 0 | 1 | 1 | 2 | 29 |
| Martin, Terry, g | 5-12 | 3-8 | 0-1 | 7 | 3 | 13 | 1 | 1 | 3 | 1 | 33 |
| Temple, Garrett, g | 3-7 | 1-3 | 2-4 | 4 | 2 | 9 | 4 | 2 | 1 | 3 | 35 |
| Spencer, Bo | 4-6 | 4-6 | 0-0 | 3 | 2 | 11 | 2 | 2 | 1 | 0 | 23 |
| Green, Garrett | 1-2 | 0-0 | 0-0 | 4 | 0 | 2 | 1 | 0 | 0 | 0 | 14 |
| Farrer, Alex | 0-0 | 0-0 | 0-0 | 0 | 0 | 0 | 1 | 0 | 0 | 0 | 0+ |
| TEAM | | | | 1 | | | | | | | |
| Totals..... | 32-68 | 7-21 | 7-14 | 41 | 13 | 78 | 12 | 11 | 11 | 8 | 200 |

| | | | | |
|------------------|------------------------------|------------------------------|--------------------|-------------|
| TOTAL FG% | 1st Half: 15-34 44.1% | 2nd Half: 17-34 50.0% | Game: 47.1% | DB |
| 3-Pt. FG% | 1st Half: 4-11 36.4% | 2nd Half: 3-10 30.0% | Game: 33.3% | REB. |
| F Throw % | 1st Half: 2-5 40.0% | 2nd Half: 5-9 55.6% | Game: 50.0% | 2 |

CHAMINADE 1-2

| Player | fg-a | 3fg-a | ft-a | reb | pf | tp | a | to | blk | s | min |
|--------------------|------|-------|------|-----|----|----|---|----|-----|---|-----|
| Johnson, R. f | 4-14 | 1-5 | 2-2 | 13 | 1 | 11 | 2 | 6 | 0 | 1 | 37 |
| Kussler, Stewart f | 2-6 | 0-1 | 0-0 | 2 | 3 | 4 | 5 | 1 | 0 | 0 | 30 |
| Kolaric, Marko, c | 5-14 | 0-1 | 0-0 | 10 | 4 | 10 | 1 | 2 | 0 | 0 | 38 |
| Heiber, Hayden, g | 9-18 | 7-10 | 0-1 | 6 | 3 | 25 | 4 | 2 | 0 | 3 | 38 |
| Ellis, Bussey, g | 0-1 | 0-1 | 0-0 | 2 | 0 | 0 | 1 | 2 | 0 | 0 | 9 |
| Collier, Patrick | 2-8 | 2-8 | 2-2 | 0 | 0 | 8 | 1 | 0 | 0 | 0 | 10 |
| Hunt, LaMarr | 2-5 | 2-4 | 0-0 | 0 | 2 | 6 | 1 | 1 | 0 | 1 | 20 |
| Green, Mike | 0-0 | 0-0 | 0-0 | 0 | 1 | 0 | 0 | 0 | 0 | 0 | |

Game 5 -- Arizona State 87, LSU 84 (OT) (5th place game -- EA Sports Maui Invitational)
11-21-07 9 a.m. at Lahaina Civic Center, Maui, Hawaii

| LSU 3-2 | | | | | | | | | | | | |
|--------------------|------------------------------|-------|-------|------------------------------|----|----|--------------------|----|-------------|---|-----|--|
| Player | fg-a | 3fg-a | ft-a | reb | pf | tp | a | to | blk | s | min | |
| Randolph, A. f | 8-14 | 0-2 | 5-6 | 7 | 2 | 21 | 1 | 0 | 2 | 1 | 34 | |
| Johnson, Chris c | 4-5 | 1-1 | 2-2 | 5 | 5 | 11 | 1 | 5 | 2 | 1 | 21 | |
| Thornton, M. g | 7-19 | 4-12 | 0-0 | 12 | 4 | 18 | 1 | 5 | 0 | 1 | 40 | |
| Martin, Terry g | 1-8 | 1-7 | 0-0 | 2 | 2 | 3 | 3 | 3 | 0 | 0 | 27 | |
| Temple, Garrett, g | 2-4 | 1-2 | 6-6 | 5 | 4 | 11 | 7 | 4 | 1 | 1 | 40- | |
| Spencer, Bo | 5-9 | 4-8 | 0-0 | 2 | 3 | 14 | 3 | 2 | 0 | 0 | 34 | |
| Green, Garrett | 1-1 | 0-0 | 0-0 | 0 | 4 | 2 | 0 | 0 | 0 | 0 | 7 | |
| Farrer, Alex | 1-2 | 1-1 | 1-2 | 1 | 1 | 4 | 2 | 1 | 0 | 0 | 22 | |
| TEAM | | | | 3 | | | | | | | | |
| Totals..... | 29-62 | 12-33 | 14-16 | 37 | 25 | 84 | 18 | 20 | 5 | 4 | 225 | |
| TOTAL FG% | 1st Half: 14-32 43.8% | | | 2nd Half: 13-25 52.0% | | | Game: 46.8% | | DB | | | |
| 3-Pt. FG% | 1st Half: 6-20 30.0% | | | 2nd Half: 5-11 45.5% | | | Game: 36.4% | | REB. | | | |
| F Throw % | 1st Half: 6-6 100% | | | 2nd Half: 7-8 87.5% | | | Game: 87.5% | | 0 | | | |

| Arizona State 2-1 | | | | | | | | | | | | |
|-------------------|------------------------------|-------|-------|------------------------------|----|----|--------------------|----|-------------|---|-----|--|
| Player | fg-a | 3fg-a | ft-a | reb | pf | tp | a | to | blk | s | min | |
| Pendergraph, J. f | 11-15 | 0-0 | 3-5 | 10 | 3 | 25 | 1 | 3 | 1 | 1 | 34 | |
| Abbott, Ty, g | 2-9 | 1-6 | 0-0 | 5 | 4 | 5 | 3 | 0 | 0 | 1 | 31 | |
| McMillan, J. g | 0-1 | 0-0 | 0-0 | 0 | 2 | 0 | 5 | 2 | 0 | 0 | 12 | |
| Harden, James, g | 6-16 | 0-3 | 11-14 | 6 | 3 | 23 | 3 | 1 | 2 | 2 | 37 | |
| Shipp, Jerren, g | 1-5 | 1-4 | 1-2 | 4 | 2 | 4 | 0 | 1 | 0 | 1 | 39 | |
| Atuahene, Antwi | 1-1 | 1-1 | 0-0 | 2 | 0 | 3 | 0 | 1 | 0 | 1 | 11 | |
| Boateng, Eric | 4-5 | 0-0 | 1-4 | 3 | 2 | 9 | 0 | 2 | 1 | 0 | 10 | |
| Glasser, Derek | 2-3 | 0-1 | 3-4 | 1 | 0 | 7 | 3 | 2 | 0 | 2 | 33 | |
| Polk, Christian | 4-7 | 3-6 | 0-0 | 2 | 2 | 11 | 0 | 2 | 0 | 1 | 18 | |
| TEAM | | | | 1 | | | | | | | | |
| Totals..... | 31-62 | 6-21 | 19-29 | 34 | 18 | 87 | 15 | 14 | 4 | 9 | 225 | |
| TOTAL FG% | 1st Half: 16-29 55.2% | | | 2nd Half: 13-27 48.1% | | | Game: 50.0% | | DB | | | |
| 3-Pt. FG% | 1st Half: 6-13 46.2% | | | 2nd Half: 0-7 0.0% | | | Game: 28.6% | | REB. | | | |
| F Throw % | 1st Half: 5-9 55.6% | | | 2nd Half: 9-14 64.3% | | | Game: 65.5% | | 5 | | | |

Officials: Mark Whitehead, John Hughes, Kevin Brill
 Technical fouls: Louisiana State-None. ARIZONA STATE-None.
 Attendance: 2500

| Score by Periods | 1st | 2nd | OT | Total |
|------------------|-----|-----|----|-------|
| Louisiana State | 40 | 38 | 6 | 84 |
| ARIZONA STATE | 43 | 35 | 9 | 87 |

Game 6 -- LSU 68, Nicholls State 41
11/28/07 7:00 pm at Maravich Center (Baton Rouge, LA)

| Nicholls State 1-6 | | | | | | | | | | | | |
|--------------------|-----------------------------|-------|------|-----------------------------|----|----|--------------------|----|-------------|----|-----|--|
| Player | fg-a | 3fg-a | ft-a | reb | pf | tp | a | to | blk | s | min | |
| Bathie, Ryan, f | 4-9 | 2-6 | 1-3 | 3 | 2 | 11 | 2 | 2 | 0 | 1 | 31 | |
| Czepil, Michael, g | 4-11 | 2-8 | 0-0 | 3 | 3 | 10 | 2 | 1 | 0 | 4 | 35 | |
| Payne, Justin, g | 3-7 | 1-2 | 1-2 | 3 | 2 | 8 | 1 | 2 | 0 | 0 | 24 | |
| Friend, Dominic, g | 0-6 | 0-2 | 0-0 | 2 | 2 | 0 | 2 | 7 | 0 | 1 | 23 | |
| Gray, Adonis, | 1-5 | 0-0 | 1-2 | 5 | 1 | 3 | 1 | 3 | 0 | 2 | 21 | |
| Boyce, Mitch | 1-2 | 0-0 | 0-2 | 1 | 1 | 2 | 1 | 0 | 0 | 0 | 7 | |
| Shanks, Reggie | 1-2 | 0-0 | 0-0 | 1 | 0 | 2 | 0 | 0 | 0 | 0 | 4 | |
| Verner, Gil | 1-4 | 0-3 | 0-0 | 2 | 2 | 2 | 0 | 1 | 0 | 2 | 15 | |
| Carter, Kellan | 1-1 | 0-0 | 0-1 | 3 | 3 | 2 | 0 | 0 | 0 | 4 | 19 | |
| Bose, Anatoly | 0-5 | 0-3 | 1-2 | 2 | 0 | 1 | 1 | 2 | 0 | 0 | 17 | |
| Paige, Chris | 0-1 | 0-0 | 0-2 | 0 | 0 | 0 | 0 | 1 | 0 | 0 | 4 | |
| TEAM | | | | 3 | | | | | | | | |
| Totals..... | 16-53 | 5-24 | 4-14 | 28 | 16 | 41 | 10 | 19 | 0 | 14 | 200 | |
| TOTAL FG% | 1st Half: 7-22 31.8% | | | 2nd Half: 9-31 29.0% | | | Game: 30.2% | | DB | | | |
| 3-Pt. FG% | 1st Half: 4-11 36.4% | | | 2nd Half: 1-13 7.7% | | | Game: 20.8% | | REB. | | | |
| F Throw % | 1st Half: 1-7 14.3% | | | 2nd Half: 3-7 42.9% | | | Game: 28.6% | | 5 | | | |

| LSU 4-2 | | | | | | | | | | | | |
|-------------------|------------------------------|-------|-------|------------------------------|----|----|--------------------|----|-------------|---|-----|--|
| Player | fg-a | 3fg-a | ft-a | reb | pf | tp | a | to | blk | s | min | |
| Randolph, A. f | 3-6 | 0-1 | 0-0 | 7 | 2 | 6 | 1 | 2 | 3 | 3 | 21 | |
| Johnson, Chris c | 5-7 | 0-1 | 6-6 | 6 | 2 | 16 | 0 | 3 | 3 | 1 | 24 | |
| Thornton, M. g | 9-15 | 4-8 | 2-3 | 6 | 1 | 24 | 1 | 2 | 1 | 0 | 35 | |
| Martin, Terry g | 2-4 | 0-1 | 0-0 | 2 | 2 | 4 | 1 | 3 | 1 | 0 | 21 | |
| Temple, Garrett g | 0-2 | 0-2 | 0-1 | 3 | 2 | 0 | 2 | 2 | 1 | 3 | 32 | |
| Mason, Dameon | 1-3 | 0-0 | 0-0 | 4 | 2 | 2 | 1 | 2 | 0 | 0 | 21 | |
| Terrebonne, Greg | 0-0 | 0-0 | 0-0 | 0 | 0 | 0 | 0 | 1 | 0 | 0 | 2 | |
| Spencer, Bo | 3-8 | 3-7 | 2-2 | 4 | 1 | 11 | 3 | 2 | 0 | 0 | 29 | |
| Green, Garrett | 2-3 | 0-0 | 0-1 | 5 | 0 | 4 | 0 | 2 | 0 | 0 | 7 | |
| Farrer, Alex | 0-0 | 0-0 | 1-2 | 1 | 1 | 1 | 1 | 2 | 0 | 0 | 8 | |
| TEAM | | | | 1 | | | | | | | | |
| Totals..... | 25-48 | 7-20 | 11-15 | 39 | 13 | 68 | 10 | 21 | 9 | 7 | 200 | |
| TOTAL FG% | 1st Half: 11-22 50.0% | | | 2nd Half: 14-26 53.8% | | | Game: 52.1% | | DB | | | |
| 3-Pt. FG% | 1st Half: 3-9 33.3% | | | 2nd Half: 4-11 36.4% | | | Game: 35.0% | | REB. | | | |
| F Throw % | 1st Half: 6-8 75.0% | | | 2nd Half: 5-7 71.4% | | | Game: 73.3% | | 2 | | | |

Officials: Tony Greene, JB Caldwell, Mike Roberts
 Technical fouls: Nicholls State-None. LSU-None.
 Attendance: 7704

| Score by Periods | 1st | 2nd | Total |
|------------------|-----|-----|-------|
| Nicholls State | 19 | 22 | 41 |
| LSU | 31 | 37 | 68 |

Game 7 -- LSU 88, Southern 45
11/30/07 7:00 pm at PMAC, Baton Rouge, LA

| Southern University 1-4 | | | | | | | | | | | | |
|-------------------------|-----------------------------|-------|-------|-----------------------------|----|----|--------------------|----|-------------|---|-----|--|
| Player | fg-a | 3fg-a | ft-a | reb | pf | tp | a | to | blk | s | min | |
| DAVIS,Chris * | 3-14 | 0-5 | 3-4 | 6 | 0 | 9 | 0 | 1 | 0 | 3 | 27 | |
| HOLLIDAY,Joe * | 0-6 | 0-4 | 0-0 | 2 | 0 | 0 | 1 | 1 | 0 | 1 | 26 | |
| GUILLORY,Geri * | 1-3 | 1-2 | 2-2 | 1 | 1 | 5 | 1 | 4 | 0 | 0 | 25 | |
| JACK,Joseph * | 1-6 | 0-1 | 1-2 | 3 | 2 | 3 | 0 | 1 | 1 | 1 | 19 | |
| HONORE,Barry * | 6-15 | 1-3 | 1-1 | 9 | 3 | 14 | 0 | 2 | 1 | 1 | 29 | |
| WHITE,Brandon | 0-0 | 0-0 | 1-2 | 2 | 0 | 1 | 1 | 0 | 0 | 1 | 4 | |
| EKWEQZOR,Chike | 0-0 | 0-0 | 0-4 | 0 | 1 | 0 | 0 | 0 | 0 | 2 | 11 | |
| WILEY,Steffon | 1-4 | 0-1 | 1-2 | 2 | 2 | 3 | 0 | 2 | 0 | 2 | 16 | |
| INGRAM,Julius | 1-3 | 0-0 | 1-2 | 1 | 0 | 3 | 0 | 0 | 0 | 0 | 8 | |
| WILLIAMS,Jazz | 1-4 | 1-3 | 0-0 | 1 | 0 | 3 | 0 | 1 | 0 | 0 | 14 | |
| BYARS,Brandon | 0-0 | 0-0 | 0-0 | 0 | 1 | 0 | 0 | 1 | 0 | 0 | 3 | |
| SCOTT,Douglas | 1-5 | 0-0 | 0-0 | 2 | 1 | 2 | 1 | 1 | 0 | 0 | 8 | |
| DAVIS,Andre' | 1-5 | 0-0 | 0-0 | 2 | 3 | 2 | 0 | 0 | 0 | 0 | 10 | |
| TEAM | | | | 4 | | | | | | | | |
| Totals..... | 16-65 | 3-19 | 10-19 | 35 | 14 | 45 | 4 | 14 | 4 | 9 | 200 | |
| TOTAL FG% | 1st Half: 8-31 25.8% | | | 2nd Half: 8-34 23.5% | | | Game: 24.6% | | DB | | | |
| 3-Pt. FG% | 1st Half: 2-11 18.2% | | | 2nd Half: 1-8 12.5% | | | Game: 15.8% | | REB. | | | |
| F Throw % | 1st Half: 3-6 50.0% | | | 2nd Half: 7-13 53.8% | | | Game: 52.6% | | 4 | | | |

| LSU 5-2 | | | | | | | | | | | | |
|-------------------|------------------------------|-------|-------|------------------------------|----|----|--------------------|----|-------------|---|-----|--|
| Player | fg-a | 3fg-a | ft-a | reb | pf | tp | a | to | blk | s | min | |
| Randolph, A. f | 10-14 | 1-2 | 3-5 | 11 | 1 | 24 | 1 | 3 | 5 | 0 | 26 | |
| Johnson, Chris c | 7-10 | 0-0 | 6-6 | 5 | 1 | 20 | 0 | 2 | 2 | 1 | 26 | |
| Thornton, M. g | 9-15 | 4-7 | 0-0 | 7 | 1 | 22 | 3 | 1 | 0 | 4 | 32 | |
| Martin, Terry g | 4-11 | 2-5 | 1-2 | 7 | 0 | 11 | 1 | 2 | 0 | 0 | 25 | |
| Temple, Garrett g | 1-2 | 0-1 | 1-2 | 4 | 3 | 3 | 3 | 1 | 0 | 1 | 24 | |
| Mason, Dameon | 1-4 | 0-0 | 0-0 | 4 | 4 | 2 | 2 | 0 | 0 | 1 | 15 | |
| Terrebonne, Greg | 1-3 | 0-0 | 0-0 | 0 | 0 | 2 | 2 | 0 | 0 | 0 | 2 | |
| Spencer, Bo | 0-3 | 0-3 | 0-0 | 1 | 3 | 0 | 6 | 2 | 0 | 1 | 26 | |
| Green, Garrett | 2-2 | 0-0 | 0-0 | 8 | 2 | 4 | 0 | 0 | 0 | 0 | 13 | |
| Farrer, Alex | 0-1 | 0-1 | 0-0 | 2 | 1 | 0 | 0 | 1 | 0 | 0 | 12 | |
| TEAM | | | | 3 | | | | | | | | |
| Totals..... | 35-65 | 7-19 | 11-15 | 51 | 16 | 88 | 18 | 12 | 7 | 8 | 200 | |
| TOTAL FG% | 1st Half: 14-34 41.2% | | | 2nd Half: 21-31 67.7% | | | Game: 53.8% | | DB | | | |
| 3-Pt. FG% | 1st Half: 2-11 18.2% | | | 2nd Half: 5-8 62.5% | | | Game: 36.8% | | REB. | | | |
| F Throw % | 1st Half: 1-1 100% | | | 2nd Half: 10-14 71.4% | | | Game: 73.3% | | 2 | | | |

Officials: CC- Anthony Jordan; R1-Antinio Petty, R2-Patrick Evans
 Technical fouls: Southern University-None. LSU-None.
 Attendance: 7719

| Score by Periods | 1st | 2nd | Total |
|---------------------|-----|-----|-------|
| Southern University | 21 | 24 | 45 |
| LSU | 31 | 57 | 88 |

Game 8 -- Villanova 68, LSU 67 (Pizza Hut Big East/SEC Invitational)
12/06/07 9:30 PM at Wachovia Center (Villanova, Pa.)

| Louisiana State (5-3) | | | | | | | | | | | | |
|-----------------------|------|-------|------|-----|----|----|---|----|-----|---|-----|--|
| Player | fg-a | 3fg-a | ft-a | reb | pf | tp | a | to | blk | s | min | |
| Randolph, A. f | 5-10 | 0-1 | 2-3 | 6 | 5 | 12 | 1 | 4 | 4 | 1 | 27 | |
| Temple, Garrett g | 2-6 | 1-4 | 3-4 | 3 | 3 | 8 | 6 | 4 | 3 | 3 | 39 | |
| Johnson, Chris c | 3-5 | 0-2 | 5-6 | 4 | 2 | 11 | 0 | 3 | | | | |

Game 9 -- LSU 82, Northwestern State 58
 12/15/07 7:00 pm at Maravich Center (Baton Rouge, LA)

| Northwestern State 4-7 | | | | | | | | | | | | |
|------------------------|-------|-------|------|-----|----|----|----|----|-----|---|-----|--|
| Player | fg-a | 3fg-a | ft-a | reb | pf | tp | a | to | blk | s | min | |
| Gilder, Trey f | 2-10 | 0-2 | 3-3 | 3 | 3 | 7 | 1 | 3 | 0 | 1 | 25 | |
| Thomas, Gerrell f | 1-9 | 0-1 | 0-0 | 5 | 4 | 2 | 0 | 6 | 0 | 0 | 23 | |
| Bargeman, Colby f | 6-18 | 3-5 | 0-0 | 7 | 0 | 15 | 1 | 2 | 1 | 2 | 32 | |
| Moody, Jerry c | 2-5 | 0-0 | 0-0 | 14 | 2 | 4 | 0 | 0 | 1 | 0 | 31 | |
| McConathy, M. g | 1-6 | 1-4 | 2-2 | 3 | 4 | 5 | 2 | 1 | 0 | 1 | 13 | |
| Knight, Dominic | 0-1 | 0-1 | 0-0 | 1 | 1 | 0 | 1 | 1 | 0 | 0 | 6 | |
| Conine, John | 0-0 | 0-0 | 0-0 | 1 | 0 | 0 | 0 | 0 | 0 | 0 | 1 | |
| McConathy, Logan | 1-3 | 0-2 | 0-0 | 3 | 4 | 2 | 3 | 4 | 0 | 1 | 19 | |
| White, Devin | 3-5 | 0-0 | 2-2 | 3 | 1 | 8 | 0 | 2 | 2 | 1 | 14 | |
| Petравicius, D. | 1-3 | 0-0 | 0-0 | 3 | 1 | 2 | 1 | 2 | 0 | 0 | 14 | |
| Hancock, Keithan | 2-7 | 1-5 | 0-0 | 1 | 0 | 5 | 1 | 0 | 0 | 0 | 13 | |
| Jones, Damon | 0-1 | 0-1 | 0-0 | 0 | 0 | 0 | 1 | 0 | 0 | 0 | 3 | |
| Anglin, John A. | 2-2 | 2-2 | 0-0 | 1 | 0 | 6 | 0 | 0 | 0 | 0 | 3 | |
| Porterie, Kalem | 1-1 | 0-0 | 0-0 | 1 | 1 | 2 | 0 | 0 | 0 | 0 | 3 | |
| TEAM | | | | 3 | 1 | | | | | | | |
| Totals..... | 22-71 | 7-23 | 7-7 | 48 | 23 | 58 | 11 | 21 | 4 | 6 | 200 | |

| | | | | |
|------------------|------------------------------|------------------------------|--------------------|------------|
| TOTAL FG% | 1st Half: 11-33 33.3% | 2nd Half: 11-38 28.9% | Game: 31.0% | DB |
| 3-Pt. FG% | 1st Half: 2-9 22.2% | 2nd Half: 5-14 35.7% | Game: 30.4% | REB |
| F Throw % | 1st Half: 0-0 0.0% | 2nd Half: 7-7 100% | Game: 100% | 0 |

| LSU 6-3 | | | | | | | | | | | | |
|-------------------|-------|-------|-------|-----|----|----|----|----|-----|----|-----|--|
| Player | fg-a | 3fg-a | ft-a | reb | pf | tp | a | to | blk | s | min | |
| Randolph, A. f | 3-9 | 0-1 | 7-10 | 8 | 1 | 13 | 4 | 1 | 4 | 1 | 28 | |
| Johnson, Chris f | 6-8 | 2-2 | 2-2 | 2 | 1 | 16 | 1 | 2 | 1 | 3 | 33 | |
| Thornton, M. g | 7-15 | 4-10 | 4-5 | 5 | 2 | 22 | 2 | 2 | 1 | 3 | 24 | |
| Martin, Terry g | 5-11 | 3-6 | 2-3 | 2 | 15 | 4 | 2 | 0 | 0 | 0 | 29 | |
| Temple, Garrett g | 1-2 | 0-0 | 2-2 | 6 | 3 | 4 | 2 | 5 | 1 | 2 | 31 | |
| Mason, Dameon | 0-0 | 0-0 | 0-0 | 0 | 0 | 0 | 1 | 0 | 0 | 1 | 8 | |
| Terrebonne, Greg | 0-0 | 0-0 | 0-0 | 0 | 0 | 0 | 0 | 0 | 0 | 0 | 2 | |
| Spencer, Bo | 2-5 | 0-1 | 5-7 | 3 | 0 | 9 | 3 | 2 | 0 | 2 | 26 | |
| Green, Garrett | 1-3 | 0-0 | 0-0 | 1 | 1 | 2 | 0 | 2 | 0 | 0 | 11 | |
| Farrer, Alex | 0-0 | 0-0 | 1-2 | 2 | 0 | 1 | 0 | 1 | 0 | 0 | 8 | |
| TEAM | | | | 4 | | | | | | | | |
| Totals..... | 25-53 | 9-20 | 23-30 | 34 | 10 | 82 | 17 | 17 | 7 | 12 | 200 | |

| | | | | |
|------------------|------------------------------|------------------------------|--------------------|------------|
| TOTAL FG% | 1st Half: 14-32 43.8% | 2nd Half: 11-21 52.4% | Game: 47.2% | DB |
| 3-Pt. FG% | 1st Half: 4-10 40.0% | 2nd Half: 5-10 50.0% | Game: 45.0% | REB |
| F Throw % | 1st Half: 7-7 100% | 2nd Half: 16-23 69.6% | Game: 76.7% | 2 |

Officials: Doug Shows, Tim Clougherty, Earnie Pheal
 Technical fouls: Northwestern State-Moody, Jerry; TEAM. LSU-None.
 Attendance: 7809

| Score by Periods | 1st | 2nd | Total | |
|--------------------|-----|-----|-------|--|
| Northwestern State | 24 | 34 | 58 | |
| LSU | 39 | 43 | 82 | |

Game 10 -- Wichita State, 67, LSU 47
 12-19-07, 7:07 p.m. at Wichita, Kan. (Charles Koch Arena)

| LSU 6-4 | | | | | | | | | | | | |
|-------------------|-------|-------|------|-----|----|----|---|----|-----|---|-----|--|
| Player | fg-a | 3fg-a | ft-a | reb | pf | tp | a | to | blk | s | min | |
| Randolph, A. f | 3-13 | 0-1 | 0-1 | 3 | 2 | 6 | 1 | 0 | 2 | 4 | 28 | |
| Johnson, Chris c | 2-7 | 0-0 | 0-0 | 7 | 1 | 4 | 0 | 2 | 1 | 0 | 29 | |
| Thornton, M. g | 3-13 | 0-6 | 6-6 | 11 | 3 | 12 | 2 | 3 | 0 | 0 | 38 | |
| Martin, Terry g | 4-10 | 3-6 | 0-0 | 3 | 1 | 11 | 0 | 4 | 0 | 0 | 27 | |
| Temple, Garrett g | 3-7 | 0-4 | 0-0 | 2 | 3 | 6 | 2 | 1 | 1 | 0 | 31 | |
| Spencer, Bo | 1-5 | 1-4 | 1-2 | 1 | 1 | 4 | 0 | 1 | 0 | 1 | 20 | |
| Green, Garrett | 1-2 | 0-0 | 0-0 | 1 | 2 | 2 | 0 | 0 | 1 | 0 | 18 | |
| Farrer, Alex | 1-1 | 0-0 | 0-0 | 0 | 0 | 2 | 1 | 0 | 0 | 0 | 9 | |
| TEAM | | | | 3 | | | | | | | | |
| Totals..... | 18-58 | 4-21 | 7-9 | 31 | 13 | 47 | 6 | 11 | 5 | 5 | 200 | |

| | | | | |
|------------------|-----------------------------|------------------------------|--------------------|------------|
| TOTAL FG% | 1st Half: 8-29 27.6% | 2nd Half: 10-29 34.5% | Game: 31.0% | DB |
| 3-Pt. FG% | 1st Half: 3-11 27.3% | 2nd Half: 1-10 10.0% | Game: 19.0% | REB |
| F Throw % | 1st Half: 1-2 50.0% | 2nd Half: 6-7 85.7% | Game: 77.8% | 0 |

| Wichita St. 6-4 | | | | | | | | | | | | |
|-------------------|-------|-------|-------|-----|----|----|----|----|-----|---|-----|--|
| Player | fg-a | 3fg-a | ft-a | reb | pf | tp | a | to | blk | s | min | |
| Cousnard, PJ f | 4-14 | 0-3 | 0-05 | 7 | 2 | 8 | 2 | 0 | 0 | 2 | 29 | |
| Clemente, R. f | 5-7 | 0-0 | 1-1 | 10 | 2 | 11 | 2 | 1 | 1 | 1 | 25 | |
| Thomasson, P. c | 4-9 | 0-2 | 7-8 | 4 | 0 | 15 | 1 | 0 | 1 | 0 | 25 | |
| Mekel, Gal g | 3-10 | 1-5 | 1-1 | 4 | 1 | 8 | 0 | 4 | 0 | 0 | 32 | |
| Braeuer, Matt g | 3-10 | 0-4 | 0-0 | 7 | 2 | 6 | 4 | 1 | 0 | 2 | 35 | |
| Ellis, Aaron | 1-2 | 0-0 | 2-2 | 2 | 3 | 4 | 0 | 1 | 0 | 0 | 14 | |
| Preadom, Wendell | 2-3 | 0-1 | 0-0 | 2 | 1 | 4 | 3 | 1 | 0 | 1 | 10 | |
| Durley, JT | 2-5 | 0-2 | 2-2 | 7 | 2 | 6 | 2 | 3 | 1 | 1 | 15 | |
| Griskenas, Mantas | 2-5 | 1-2 | 0-0 | 1 | 0 | 5 | 1 | 0 | 0 | 0 | 15 | |
| TEAM | | | | 6 | | | | | | | | |
| Totals..... | 26-65 | 2-19 | 13-14 | 50 | 13 | 67 | 15 | 11 | 3 | 7 | 200 | |

| | | | | |
|------------------|------------------------------|------------------------------|--------------------|-------------|
| TOTAL FG% | 1st Half: 11-37 29.7% | 2nd Half: 15-28 53.6% | Game: 40.0% | DB |
| 3-Pt. FG% | 1st Half: 0-11 0.0% | 2nd Half: 2-8 25.0% | Game: 10.5% | REBS |
| F Throw % | 1st Half: 5-6 83.3% | 2nd Half: 8-8 100% | Game: 92.9% | 1 |

Officials: J.D. Collins, Gary Maxwell, Pat Driscoll

Attendance: 10478

| Score by Periods | 1st | 2nd | Total |
|------------------|-----|-----|-------|
| LSU | 20 | 27 | 47 |
| Wichita St. | 27 | 40 | 67 |

Game 11 -- LSU 67, Oregon State 61
 12/22/07 2:00 pm at Maravich Center (Baton Rouge, LA)

| Oregon State 6-5 | | | | | | | | | | | | |
|------------------|-------|-------|------|-----|----|----|----|----|-----|---|-----|--|
| Player | fg-a | 3fg-a | ft-a | reb | pf | tp | a | to | blk | s | min | |
| Jones, Marcel f | 2-5 | 1-1 | 1-3 | 3 | 0 | 6 | 0 | 1 | 0 | 0 | 27 | |
| Giles, C.J. f | 2-6 | 0-1 | 1-3 | 4 | 5 | 5 | 1 | 3 | 0 | 0 | 15 | |
| Johnson, Omar f | 5-10 | 0-3 | 3-3 | 3 | 2 | 13 | 2 | 4 | 3 | 0 | 29 | |
| Claitt, Rickey g | 0-3 | 0-2 | 0-0 | 4 | 2 | 0 | 2 | 1 | 0 | 1 | 20 | |
| Tarver, Seth g | 4-12 | 3-5 | 2-2 | 9 | 3 | 13 | 3 | 2 | 0 | 1 | 34 | |
| Hampton, Calvin | 0-0 | 0-0 | 0-0 | 0 | 4 | 0 | 0 | 1 | 0 | 0 | 7 | |
| Tarver, Josh | 2-6 | 0-1 | 0-0 | 6 | 0 | 4 | 3 | 1 | 0 | 0 | 25 | |
| Schaftenaar, R. | 6-9 | 2-5 | 0-0 | 9 | 1 | 14 | 1 | 1 | 2 | 0 | 30 | |
| Haynes, Calvin | 1-2 | 0-0 | 0-0 | 1 | 0 | 2 | 0 | 1 | 0 | 0 | 4 | |
| Carter, Sean | 2-4 | 0-0 | 0-4 | 1 | 3 | 4 | 0 | 4 | 0 | 0 | 9 | |
| TEAM | | | | 3 | | | | | | | | |
| Totals..... | 24-52 | 6-18 | 7-14 | 43 | 20 | 61 | 12 | 19 | 5 | 2 | 200 | |

| | | | | |
|------------------|------------------------------|------------------------------|--------------------|------------|
| TOTAL FG% | 1st Half: 12-27 44.4% | 2nd Half: 12-30 40.0% | Game: 42.1% | DB |
| 3-Pt. FG% | 1st Half: 3-7 42.9% | 2nd Half: 3-11 27.3% | Game: 33.3% | REB |
| F Throw % | 1st Half: 4-10 40.0% | 2nd Half: 3-4 75.0% | Game: 50.0% | 3 |

| LSU 7-4 | | | | | | | | | | | | |
|-------------------|-------|-------|-------|-----|----|----|----|----|-----|---|-----|--|
| Player | fg-a | 3fg-a | ft-a | reb | pf | tp | a | to | blk | s | min | |
| Randolph, A. f | 3-10 | 0-0 | 8-12 | 9 | 3 | 14 | 0 | 3 | 1 | 2 | 35 | |
| Johnson, Chris c | 3-5 | 9-9 | 9-9 | 3 | 4 | 6 | 1 | 3 | 2 | 2 | 29 | |
| Thornton, M. g | 6-17 | 6-10 | 2-2 | 6 | 3 | 20 | 1 | 2 | 0 | 2 | 30 | |
| Martin, Terry g | 5-18 | 3-11 | 2-2 | 2 | 2 | 15 | 6 | 0 | 1 | 0 | 40 | |
| Temple, Garrett g | 1-3 | 0-1 | 2-2 | 7 | 1 | 4 | 5 | 2 | 2 | 2 | 40 | |
| Spencer, Bo | 0-0 | 0-0 | 0-0 | 0 | 0 | 0 | 1 | 0 | 0 | 0 | 3 | |
| Green, Garrett | 2-4 | 1-1 | 1-2 | 1 | 2 | 6 | 0 | 0 | 0 | 0 | 16 | |
| Farrer, Alex | 0-0 | 0-0 | 2-2 | 2 | 0 | 2 | 1 | 0 | 0 | 0 | 7 | |
| TEAM | | | | 3 | | | | | | | | |
| Totals..... | 20-57 | 10-23 | 17-22 | 33 | 15 | 67 | 15 | 10 | 6 | 8 | 200 | |

| | | | | |
|------------------|------------------------------|------------------------------|--------------------|-------------|
| TOTAL FG% | 1st Half: 10-28 35.7% | 2nd Half: 10-29 34.5% | Game: 35.1% | DB |
| 3-Pt. FG% | 1st Half: 5-9 55.6% | 2nd Half: 5-14 35.7% | Game: 43.5% | REBS |
| F Throw % | 1st Half: 13-16 81.3% | 2nd Half: 4-6 66.7% | Game: 77.3% | 3 |

Officials: Tony Greene, Pat Adams, Everett Summers
 Technical fouls: Oregon State-None. LSU-None.
 Attendance: 7713

| Score by Periods | 1st | 2nd | Total |
|------------------|-----|-----|-------|
| Oregon State | 31 | 30 | 61 |
| LSU | 38 | 29 | 67 |

Game 12 -- Washington 73, LSU 65
 12/29/07 2:00 pm at Maravich Center (Baton Rouge, LA)

| Washington 8-4 | | | | | | | | | | | | |
|------------------|------|-------|------|-----|----|----|---|----|-----|---|-----|--|
| Player | fg-a | 3fg-a | ft-a | reb | pf | tp | a | to | blk | s | min | |
| Wallace, Artem f | 1-1 | 0-0 | 1-2 | 2 | 1 | 3 | 0 | 0 | 1 | 1 | 13 | |
| Brockman, Jon f | 6-11 | 0-0 | 3-7 | 12 | 3 | 15 | 2 | 3 | 0 | 2 | 34 | |
| Smith, Joel g | 0-3 | 0-1 | 0-0 | 3 | 0 | 0 | 1 | 1 | 0 | 2 | 20 | |
| Morris, Tim g | 7-12 | 1-2 | 0-0 | 5 | 3 | 15 | 3 | 2 | 0 | 3 | 31 | |
| Appleby, Ryan g | 4-8 | 2-5 | 2-2 | 1 | 0 | 12 | 1 | 0 | 0 | 0 | 30 | |
| Overton, Venoy | 0-1 | 0-0 | 0-0 | 0 | 1 | 0 | 1 | 1 | 0 | | | |

Game 13 -- Tulane 68, LSU 63
 01/02/08 8 p.m. at New Orleans Arena, New Orleans, La.

| Player | fg-a | 3fg-a | ft-a | reb | pf | tp | a | to | blk | s | min |
|-------------------|-------|-------|------|-----|----|----|----|----|-----|---|-----|
| Randolph, A. f | 5-11 | 0-0 | 5-6 | 9 | 4 | 15 | 1 | 3 | 0 | 0 | 35 |
| Johnson, Chris c | 1-4 | 0-1 | 1-2 | 1 | 2 | 3 | 0 | 3 | 1 | 1 | 15 |
| Thornton, M. g | 3-8 | 0-5 | 1-2 | 1 | 4 | 7 | 4 | 1 | 1 | 2 | 32 |
| Martin, Terry g | 7-17 | 4-9 | 1-1 | 1 | 2 | 19 | 2 | 2 | 0 | 1 | 35 |
| Temple, Garrett g | 2-2 | 2-2 | 0-0 | 4 | 1 | 6 | 2 | 2 | 0 | 0 | 33 |
| Mason, Dameon | 2-5 | 0-0 | 0-1 | 6 | 0 | 4 | 1 | 0 | 0 | 0 | 14 |
| Spencer, Bo | 3-9 | 2-5 | 1-2 | 3 | 3 | 9 | 2 | 1 | 0 | 1 | 24 |
| Green, Garrett | 0-0 | 0-0 | 0-0 | 2 | 1 | 0 | 0 | 2 | 0 | 0 | 10 |
| Farrer, Alex | 0-1 | 0-1 | 0-0 | 0 | 0 | 0 | 0 | 0 | 0 | 0 | 2 |
| TEAM | | | | 3 | | | | | | | |
| Totals..... | 23-57 | 8-23 | 9-14 | 30 | 17 | 63 | 12 | 12 | 5 | 5 | 200 |

| | | | | |
|------------------|------------------------------|------------------------------|--------------------|-------------|
| TOTAL FG% | 1st Half: 12-28 42.9% | 2nd Half: 11-29 37.9% | Game: 40.4% | DB |
| 3-Pt. FG% | 1st Half: 4-13 30.8% | 2nd Half: 4-10 40.0% | Game: 34.8% | REBS |
| F Throw % | 1st Half: 4-8 50.0% | 2nd Half: 5-6 83.3% | Game: 64.3% | 4 |

| Player | fg-a | 3fg-a | ft-a | reb | pf | tp | a | to | blk | s | min |
|-------------------|-------|-------|-------|-----|----|----|----|----|-----|---|-----|
| GOMEZ, David f | 7-13 | 0-0 | 5-6 | 12 | 2 | 19 | 1 | 1 | 1 | 0 | 31 |
| PUCKETT, Daniel f | 2-8 | 0-1 | 1-2 | 3 | 3 | 5 | 3 | 3 | 1 | 1 | 24 |
| LOUISME, R. f | 3-9 | 0-0 | 0-0 | 8 | 0 | 6 | 0 | 1 | 1 | 1 | 23 |
| SIMS, Kevin g | 4-7 | 2-4 | 2-2 | 0 | 2 | 12 | 2 | 0 | 0 | 0 | 32 |
| WHEATON, M. g | 2-5 | 1-3 | 2-2 | 4 | 1 | 7 | 4 | 2 | 1 | 0 | 29 |
| RICHARD, Kris | 1-1 | 1-1 | 0-0 | 1 | 0 | 3 | 1 | 1 | 0 | 2 | 8 |
| McQUEEN, Asim | 0-0 | 0-0 | 0-0 | 0 | 0 | 0 | 1 | 0 | 0 | 0 | 3 |
| STITH, Donnavan | 2-7 | 0-0 | 5-5 | 9 | 2 | 9 | 0 | 2 | 1 | 0 | 22 |
| MAYHANE, J. | 2-7 | 1-3 | 2-2 | 0 | 0 | 7 | 1 | 2 | 0 | 1 | 21 |
| VIANNEY, Eric | 0-0 | 0-0 | 0-0 | 0 | 1 | 0 | 1 | 0 | 0 | 0 | 7 |
| TEAM | | | | 3 | 1 | | | | | | |
| Totals..... | 23-57 | 5-12 | 17-19 | 40 | 12 | 68 | 14 | 12 | 5 | 5 | 200 |

| | | | | |
|------------------|------------------------------|------------------------------|--------------------|-------------|
| TOTAL FG% | 1st Half: 12-33 36.4% | 2nd Half: 11-24 45.8% | Game: 40.4% | DB |
| 3-Pt. FG% | 1st Half: 2-7 28.6% | 2nd Half: 3-5 60.0% | Game: 41.7% | REBS |
| F Throw % | 1st Half: 5-5 100% | 2nd Half: 12-14 85.7% | Game: 89.5% | 1 |

Officials: Lee Cassell, Gary Maxwell, Terry Moore
 Technical fouls: LSU-None. Tulane-GOMEZ, David; TEAM.
 Attendance: 3690

| Score by Periods | 1st | 2nd | Total |
|------------------|-----|-----|-------|
| LSU | 32 | 31 | 63 |
| Tulane | 31 | 37 | 68 |

Game 14 -- Texas A&M 79, LSU 53
 01/05/08 7 p.m. at College Station, Texas (Reed Arena)

| Player | fg-a | 3fg-a | ft-a | reb | pf | tp | a | to | blk | s | min |
|-------------------|-------|-------|------|-----|----|----|---|----|-----|---|-----|
| Randolph, A. f | 7-17 | 0-2 | 2-6 | 7 | 4 | 16 | 0 | 2 | 2 | 0 | 37 |
| Thornton, M. g | 5-16 | 0-3 | 2-2 | 7 | 2 | 12 | 0 | 1 | 0 | 1 | 37 |
| Spencer, Bo g | 1-5 | 0-2 | 0-0 | 1 | 0 | 2 | 4 | 2 | 0 | 0 | 29 |
| Martin, Terry g | 3-8 | 0-3 | 0-0 | 2 | 2 | 6 | 1 | 2 | 0 | 0 | 21 |
| Temple, Garrett g | 3-4 | 2-2 | 0-0 | 3 | 5 | 8 | 2 | 3 | 1 | 0 | 32 |
| Green, Garrett | 2-6 | 0-0 | 0-0 | 4 | 4 | 4 | 1 | 0 | 0 | 0 | 24 |
| Farrer, Alex | 2-6 | 1-3 | 0-0 | 1 | 3 | 5 | 1 | 1 | 0 | 2 | 20 |
| TEAM | | | | 6 | | | | | | | |
| Totals..... | 23-62 | 3-15 | 4-8 | 31 | 20 | 53 | 9 | 11 | 3 | 3 | 200 |

| | | | | |
|------------------|------------------------------|------------------------------|--------------------|-------------|
| TOTAL FG% | 1st Half: 13-26 50.0% | 2nd Half: 10-36 27.8% | Game: 37.1% | DB |
| 3-Pt. FG% | 1st Half: 1-6 16.7% | 2nd Half: 2-9 22.2% | Game: 20.0% | REBS |
| F Throw % | 1st Half: 1-2 50.0% | 2nd Half: 3-6 50.0% | Game: 50.0% | 3,1 |

| Player | fg-a | 3fg-a | ft-a | reb | pf | tp | a | to | blk | s | min |
|-------------------|-------|-------|-------|-----|----|----|----|----|-----|---|-----|
| JORDAN, D. * | 3-5 | 0-0 | 1-2 | 5 | 2 | 7 | 0 | 1 | 0 | 0 | 27 |
| SLOAN, Donald * | 7-9 | 1-2 | 2-3 | 5 | 1 | 17 | 2 | 0 | 0 | 0 | 31 |
| KIRK, Dominique * | 2-5 | 1-2 | 2-2 | 3 | 1 | 7 | 4 | 2 | 0 | 0 | 25 |
| CARTER, Josh * | 4-9 | 3-5 | 2-2 | 5 | 1 | 13 | 3 | 1 | 0 | 1 | 26 |
| JONES, Joseph * | 5-11 | 0-1 | 2-4 | 4 | 2 | 12 | 1 | 0 | 0 | 1 | 24 |
| DAVIS, Bryan | 1-3 | 0-0 | 4-6 | 3 | 3 | 6 | 1 | 2 | 1 | 0 | 14 |
| ROLAND, Derrick | 2-5 | 0-2 | 3-6 | 3 | 0 | 7 | 1 | 2 | 0 | 1 | 25 |
| GRAHAM, Bryson | 0-1 | 0-1 | 0-0 | 0 | 0 | 0 | 0 | 0 | 0 | 0 | 2 |
| HOLMES, B.J. | 0-1 | 0-1 | 0-0 | 0 | 0 | 0 | 1 | 1 | 0 | 0 | 6 |
| MUHLBACH, B. | 0-0 | 0-0 | 0-0 | 1 | 0 | 0 | 0 | 0 | 0 | 0 | 2 |
| ELONU, Ch. | 4-5 | 0-0 | 0-0 | 6 | 2 | 8 | 1 | 0 | 2 | 0 | 14 |
| WALKUP, Nathan | 0-0 | 0-0 | 2-2 | 2 | 0 | 2 | 0 | 0 | 0 | 0 | 4 |
| TEAM | | | | 3 | | | | | | | |
| Totals..... | 28-54 | 5-14 | 18-27 | 40 | 12 | 79 | 14 | 9 | 3 | 3 | 200 |

| | | | | |
|------------------|------------------------------|------------------------------|--------------------|-------------|
| TOTAL FG% | 1st Half: 18-34 52.9% | 2nd Half: 10-20 50.0% | Game: 51.9% | DB |
| 3-Pt. FG% | 1st Half: 4-9 44.4% | 2nd Half: 1-5 20.0% | Game: 35.7% | REBS |
| F Throw % | 1st Half: 3-4 75.0% | 2nd Half: 15-23 65.2% | Game: 66.7% | 3 |

Officials: Mark Whitehead, Rick Hartzell, James Breeding
 Technical fouls: LSU-None. Texas A&M-None.
 Attendance: 12255

| Score by Periods | 1st | 2nd | Total |
|------------------|-----|-----|-------|
| LSU | 28 | 25 | 53 |
| Texas A&M | 43 | 36 | 79 |

Game 15 -- Mississippi State 61, LSU 39
 01/09/08 7:00 PM at Maravich Center (Baton Rouge, LA)

| Player | fg-a | 3fg-a | ft-a | reb | pf | tp | a | to | blk | s | min |
|-------------------|-------|-------|------|-----|----|----|----|----|-----|---|-----|
| Varnado, Jarvis f | 6-10 | 0-0 | 1-4 | 17 | 2 | 13 | 0 | 1 | 7 | 0 | 25 |
| Gordon, Jamont f | 5-13 | 1-4 | 2-3 | 6 | 2 | 13 | 1 | 3 | 2 | 1 | 37 |
| Hansbrough, B. g | 3-7 | 1-5 | 0-0 | 7 | 3 | 7 | 4 | 2 | 0 | 1 | 30 |
| Stewart, Barry g | 2-6 | 1-4 | 6-8 | 6 | 3 | 11 | 5 | 2 | 0 | 1 | 35 |
| Turner, Phil g | 2-6 | 0-2 | 0-0 | 3 | 3 | 4 | 1 | 2 | 0 | 2 | 34 |
| Johnson, Ravern | 3-4 | 0-1 | 0-0 | 3 | 0 | 6 | 0 | 1 | 0 | 0 | 12 |
| Begley, Billy | 0-0 | 0-0 | 0-0 | 0 | 0 | 0 | 0 | 0 | 0 | 0 | 1 |
| lupe, Joseph | 0-0 | 0-0 | 0-0 | 1 | 0 | 0 | 0 | 0 | 0 | 0 | 1 |
| Benock, Riley | 1-1 | 1-1 | 0-0 | 0 | 0 | 3 | 0 | 1 | 0 | 0 | 8 |
| Johnson, Brian | 0-0 | 0-0 | 0-0 | 0 | 1 | 0 | 0 | 2 | 0 | 0 | 9 |
| Augustus, Kodi | 1-2 | 0-1 | 0-0 | 0 | 0 | 2 | 0 | 0 | 0 | 0 | 1 |
| Bolen, Branson | 0-0 | 0-0 | 0-0 | 2 | 0 | 0 | 0 | 0 | 0 | 0 | 1 |
| Bailey, Elgin | 1-1 | 0-0 | 0-2 | 1 | 1 | 2 | 0 | 3 | 1 | 0 | 6 |
| TEAM | | | | 1 | | | | | | | |
| Totals..... | 24-50 | 4-18 | 9-17 | 47 | 15 | 61 | 11 | 17 | 10 | 5 | 200 |

| | | | | |
|------------------|-----------------------------|------------------------------|--------------------|-------------|
| TOTAL FG% | 1st Half: 9-22 40.9% | 2nd Half: 15-28 53.6% | Game: 48.0% | DB |
| 3-Pt. FG% | 1st Half: 3-12 25.0% | 2nd Half: 1-6 16.7% | Game: 22.2% | REB, |
| F Throw % | 1st Half: 4-6 66.7% | 2nd Half: 5-11 45.5% | Game: 52.9% | 4 |

| Player | fg-a | 3fg-a | ft-a | reb | pf | tp | a | to | blk | s | min |
|-------------------|-------|-------|------|-----|----|----|---|----|-----|---|-----|
| Randolph, A. f | 4-13 | 0-0 | 2-5 | 9 | 3 | 10 | 0 | 2 | 2 | 0 | 26 |
| Thornton, M. g | 2-14 | 2-6 | 6-6 | 7 | 1 | 12 | 0 | 1 | 0 | 1 | 33 |
| Spencer, Bo g | 0-6 | 0-4 | 0-0 | 2 | 0 | 0 | 0 | 0 | 0 | 0 | 19 |
| Martin, Terry g | 2-11 | 0-4 | 0-0 | 1 | 2 | 4 | 2 | 0 | 0 | 0 | 26 |
| Temple, Garrett g | 2-7 | 0-1 | 0-0 | 3 | 2 | 4 | 1 | 3 | 1 | 2 | 37 |
| Mason, Dameon | 3-9 | 0-0 | 1-2 | 3 | 3 | 7 | 0 | 2 | 1 | 3 | 29 |
| Green, Garrett | 1-2 | 0-0 | 0-0 | 1 | 1 | 2 | 0 | 0 | 0 | 0 | 12 |
| Farrer, Alex | 0-4 | 0-2 | 0-0 | 4 | 1 | 0 | 1 | 1 | 0 | 0 | 15 |
| Thornton, Quintin | 0-0 | 0-0 | 0-0 | 0 | 1 | 0 | 0 | 0 | 0 | 0 | 3 |
| TEAM | | | | 7 | | | | | | | |
| Totals..... | 14-66 | 2-17 | 9-13 | 36 | 14 | 39 | 4 | 9 | 4 | 6 | 200 |

| | | | | |
|------------------|-----------------------------|-----------------------------|--------------------|--------------|
| TOTAL FG% | 1st Half: 7-30 23.3% | 2nd Half: 7-36 19.4% | Game: 21.2% | DB |
| 3-Pt. FG% | 1st Half: 2-9 22.2% | 2nd Half: 0-8 0.0% | Game: 11.8% | REBS, |
| F Throw % | 1st Half: 3-6 50.0% | 2nd Half: 6-7 85.7% | Game: 69.2% | 3 |

Officials: Mike Stuart, Rick Hartzell, Antinjo Petty
 Technical fouls: Mississippi State-None. LSU-None.
 Attendance: 7843

| Score by Periods | 1st | 2nd | Total |
|-------------------|-----|-----|-------|
| Mississippi State | 25 | 36 | 61 |
| LSU | 19 | 20 | 39 |

Game 16 -- Ole Miss 74, LSU 71
 01-12-08 5:00 pm at Oxford, Miss. (Tad Smith Coliseum)

| Player | fg-a | 3fg-a | ft-a | reb | pf | tp | a | to | blk | s | min |
|-------------------|-------|-------|------|-----|----|----|----|----|-----|---|-----|
| Randolph, A. f | 8-14 | 0-0 | 2-5 | 11 | 1 | 18 | 1 | 3 | 3 | 1 | 39 |
| Green, Garrett f | 1-4 | 0-1 | 0-0 | 1 | 3 | 2 | 0 | 0 | 0 | 0 | 13 |
| Thornton, M. g | 9-20 | 4-10 | 3-6 | 3 | 3 | 25 | 2 | 1 | 0 | 1 | 38 |
| Martin, Terry g | 1-8 | 0-4 | 0-0 | 2 | 1 | 2 | 1 | 1 | 0 | 0 | 24 |
| Temple, Garrett g | 6-11 | 4-8 | 0-0 | 6 | 3 | 16 | 3 | 1 | 1 | 1 | 35 |
| Spencer, Bo | 0-0 | 0-0 | 0-0 | 1 | 0 | 0 | 1 | 0 | 0 | 0 | 6 |
| Farrer, Alex | 0-0 | 0-0 | 1-2 | 0 | 3 | 1 | 1 | 1 | 0 | 2 | 18 |
| Thornton, Quintin | 3-4 | 0-0 | 1-2 | 8 | 4 | 7 | 2 | 1 | 0 | 1 | 27 |
| TEAM | | | | 3 | | | | | | | |
| Totals..... | 28-61 | 8-23 | 7-15 | 35 | 18 | 71 | 11 | 8 | 4 | 6 | 200 |

| | | |
|------------------|------------------------------|------------|
| TOTAL FG% | 1st Half: 12-26 46.2% | 2nd |
|------------------|------------------------------|------------|

Game 17 -- Auburn 74, LSU 67
 01/16/08 7:00 pm at Maravich Center (Baton Rouge, LA)

| Auburn 10-5 (1-2) | | | | | | | | | | | | | | | | |
|--------------------|-------|-------|------|-----|----|----|----|----|-----|---|-----|---|--|--|--|--|
| Player | fg-a | 3fg-a | ft-a | reb | pf | tp | a | to | blk | s | min | | | | | |
| Prowell, Quan f | 5-9 | 0-3 | 2-3 | 2 | 3 | 12 | 3 | 2 | 0 | 1 | 37 | | | | | |
| Tolbert, Frank g | 7-12 | 0-2 | 2-5 | 9 | 4 | 16 | 1 | 1 | 1 | 1 | 32 | | | | | |
| Reed, D. g | 7-10 | 4-6 | 2-5 | 3 | 1 | 20 | 5 | 4 | 0 | 3 | 35 | | | | | |
| Barrett, R. g | 3-8 | 1-2 | 0-0 | 1 | 3 | 7 | 4 | 1 | 0 | 0 | 27 | | | | | |
| Robertson, Q. g | 3-5 | 2-2 | 1-2 | 2 | 4 | 9 | 2 | 2 | 0 | 2 | 34 | | | | | |
| Hargrove, Lucas | 4-8 | 2-4 | 0-0 | 5 | 3 | 10 | 0 | 2 | 0 | 2 | 28 | | | | | |
| Williams Jr, Larry | 0-0 | 0-0 | 0-0 | 0 | 0 | 0 | 0 | 0 | 0 | 0 | 4 | | | | | |
| Heramb, Matt | 0-1 | 0-0 | 0-0 | 1 | 0 | 0 | 0 | 1 | 0 | 0 | 3 | | | | | |
| TEAM | | | | | | | | | | | | 5 | | | | |
| Totals..... | 29-53 | 9-19 | 7-15 | 28 | 18 | 74 | 15 | 13 | 1 | 9 | 200 | | | | | |

| | | | | |
|------------------|-----------------------|-----------------------|--------------------|-------------|
| TOTAL FG% | 1st Half: 11-27 40.7% | 2nd Half: 18-26 69.2% | Game: 54.7% | DB |
| 3-Pt. FG% | 1st Half: 4-10 40.0% | 2nd Half: 5-9 55.6% | Game: 47.4% | REBS |
| F Throw % | 1st Half: 2-5 40.0% | 2nd Half: 5-10 50.0% | Game: 46.7% | 3 |

| LSU 7-10 (0-3) | | | | | | | | | | | | | | | | |
|-------------------|-------|-------|-------|-----|----|----|----|----|-----|---|-----|---|--|--|--|--|
| Player | fg-a | 3fg-a | ft-a | reb | pf | tp | a | to | blk | s | min | | | | | |
| Randolph, A. f | 6-9 | 0-0 | 0-2 | 5 | 2 | 12 | 4 | 5 | 0 | 1 | 32 | | | | | |
| Thornton, Q. f | 0-0 | 0-0 | 1-2 | 2 | 4 | 1 | 0 | 2 | 0 | 0 | 30 | | | | | |
| Thornton, M. f | 8-20 | 6-16 | 5-6 | 6 | 2 | 27 | 0 | 5 | 0 | 3 | 38 | | | | | |
| Temple, Garrett g | 4-7 | 1-3 | 8-9 | 5 | 2 | 17 | 4 | 1 | 0 | 1 | 40 | | | | | |
| Farrer, Alex g | 4-7 | 0-3 | 0-0 | 5 | 1 | 8 | 3 | 1 | 0 | 0 | 34 | | | | | |
| Spencer, Bo | 1-1 | 0-0 | 0-0 | 0 | 2 | 2 | 0 | 0 | 0 | 0 | 3 | | | | | |
| Martin, Terry | 0-3 | 0-2 | 0-0 | 1 | 5 | 0 | 1 | 0 | 0 | 1 | 18 | | | | | |
| Green, Garrett | 0-1 | 0-0 | 0-0 | 0 | 1 | 0 | 0 | 1 | 0 | 0 | 5 | | | | | |
| TEAM | | | | | | | | | | | | 5 | | | | |
| Totals..... | 23-48 | 7-24 | 14-19 | 29 | 19 | 67 | 12 | 15 | 0 | 6 | 200 | | | | | |

| | | | | |
|------------------|-----------------------|-----------------------|--------------------|------------|
| TOTAL FG% | 1st Half: 13-22 59.1% | 2nd Half: 10-26 38.5% | Game: 47.9% | DB |
| 3-Pt. FG% | 1st Half: 4-10 40.0% | 2nd Half: 3-14 21.4% | Game: 29.2% | REB |
| F Throw % | 1st Half: 2-4 50.0% | 2nd Half: 12-15 80.0% | Game: 73.7% | 2 |

Officials: Rick Hartzell, Rick Crawford, Gary Maxwell
 Technical fouls: Auburn-None. LSU-None.
 Attendance: 9746

| Score by Periods | 1st | 2nd | Total |
|------------------|-----|-----|-------|
| Auburn | 28 | 46 | 74 |
| LSU | 32 | 35 | 67 |

Game 18 -- Vanderbilt 92, LSU 76
 1/19/08 12 p.m. at Nashville, Tenn. (Memorial Gym)

| LSU 7-11, 0-4 SEC | | | | | | | | | | | | | | | | |
|-------------------|-------|-------|-------|-----|----|----|---|----|-----|---|-----|---|--|--|--|--|
| Player | fg-a | 3fg-a | ft-a | reb | pf | tp | a | to | blk | s | min | | | | | |
| Thornton, Q. f | 2-2 | 0-0 | 0-0 | 0 | 4 | 4 | 0 | 0 | 0 | 0 | 19 | | | | | |
| Randolph, A g | 4-12 | 0-0 | 6-6 | 19 | 3 | 14 | 3 | 4 | 1 | 0 | 37 | | | | | |
| Thornton, M g | 10-21 | 2-6 | 5-6 | 6 | 3 | 27 | 2 | 5 | 0 | 0 | 38 | | | | | |
| Temple, Garrett g | 3-6 | 0-2 | 4-5 | 4 | 2 | 10 | 3 | 3 | 2 | 0 | 37 | | | | | |
| Farrer, Alex g | 3-5 | 1-3 | 0-0 | 1 | 4 | 7 | 0 | 2 | 0 | 1 | 20 | | | | | |
| Spencer, Bo | 2-4 | 0-0 | 0-0 | 1 | 1 | 4 | 0 | 1 | 0 | 2 | 12 | | | | | |
| Martin, Terry | 3-5 | 1-2 | 0-0 | 3 | 1 | 7 | 0 | 2 | 0 | 0 | 20 | | | | | |
| Green, Garrett | 1-4 | 0-0 | 1-2 | 2 | 4 | 3 | 0 | 0 | 0 | 0 | 17 | | | | | |
| TEAM | | | | | | | | | | | | 2 | | | | |
| Totals..... | 28-59 | 4-13 | 16-19 | 38 | 22 | 76 | 8 | 17 | 3 | 3 | 200 | | | | | |

| | | | | |
|------------------|-----------------------|-----------------------|--------------------|------------|
| TOTAL FG% | 1st Half: 14-35 40.0% | 2nd Half: 14-24 58.3% | Game: 47.5% | DB |
| 3-Pt. FG% | 1st Half: 2-5 40.0% | 2nd Half: 2-8 25.0% | Game: 30.8% | REB |
| F Throw % | 1st Half: 3-4 75.0% | 2nd Half: 13-15 86.7% | Game: 84.2% | 1,1 |

| Vanderbilt 17-2, 2-2 SEC | | | | | | | | | | | | | | | | |
|--------------------------|-------|-------|-------|-----|----|----|----|----|-----|---|-----|---|--|--|--|--|
| Player | fg-a | 3fg-a | ft-a | reb | pf | tp | a | to | blk | s | min | | | | | |
| FOSTER, Shan f | 6-15 | 4-8 | 2-2 | 3 | 3 | 18 | 3 | 0 | 0 | 0 | 31 | | | | | |
| NELTNER, Ross f | 6-8 | 0-0 | 4-5 | 5 | 1 | 16 | 0 | 0 | 1 | 2 | 27 | | | | | |
| OGILVY, A.J. c | 2-6 | 0-0 | 6-7 | 3 | 3 | 10 | 0 | 3 | 0 | 0 | 19 | | | | | |
| BEAL, Jermaine g | 5-10 | 0-3 | 0-1 | 3 | 1 | 10 | 9 | 0 | 0 | 1 | 32 | | | | | |
| GORDON, Alex g | 6-12 | 4-7 | 2-2 | 1 | 2 | 18 | 1 | 1 | 0 | 3 | 31 | | | | | |
| METCALFE, Alan | 2-5 | 0-0 | 2-3 | 3 | 3 | 6 | 1 | 2 | 0 | 0 | 13 | | | | | |
| BELL, Keegan | 0-0 | 0-0 | 0-0 | 1 | 0 | 0 | 3 | 1 | 0 | 0 | 7 | | | | | |
| MCCLELLAN, D | 3-3 | 1-1 | 1-3 | 6 | 4 | 8 | 2 | 0 | 1 | 1 | 21 | | | | | |
| GRAHAM, Jamie | 0-0 | 0-0 | 0-0 | 0 | 0 | 0 | 0 | 0 | 0 | 0 | 1 | | | | | |
| WALKER, Andre | 1-1 | 0-0 | 2-2 | 1 | 0 | 4 | 1 | 0 | 1 | 0 | 9 | | | | | |
| DRAKE, George | 1-5 | 0-1 | 0-0 | 3 | 0 | 2 | 1 | 0 | 0 | 0 | 9 | | | | | |
| TEAM | | | | | | | | | | | | 2 | | | | |
| Totals..... | 32-65 | 9-20 | 19-25 | 31 | 17 | 92 | 21 | 8 | 3 | 7 | 200 | | | | | |

| | | | | |
|------------------|-----------------------|-----------------------|--------------------|------------|
| TOTAL FG% | 1st Half: 15-34 44.1% | 2nd Half: 17-31 54.8% | Game: 49.2% | DB |
| 3-Pt. FG% | 1st Half: 4-9 44.4% | 2nd Half: 5-11 45.5% | Game: 45.0% | REB |
| F Throw % | 1st Half: 9-11 81.8% | 2nd Half: 10-14 71.4% | Game: 76.0% | 2 |

Officials: Joe Lindsay, Patrick Evans, Bruce Benedict
 Technical fouls: LSU-None. Vanderbilt-None.
 Attendance: 13797

| Score by Periods | 1st | 2nd | Total |
|------------------|-----|-----|-------|
| LSU | 33 | 43 | 76 |
| Vanderbilt | 43 | 49 | 92 |

Game 19 - Arkansas 68, LSU 52
 01/26/08 8:00 pm at Maravich Center (Baton Rouge, LA)

| Arkansas 14-5 (3-2) | | | | | | | | | | | | | | | | |
|---------------------|-------|-------|------|-----|----|----|---|----|-----|---|-----|---|--|--|--|--|
| Player | fg-a | 3fg-a | ft-a | reb | pf | tp | a | to | blk | s | min | | | | | |
| Thomas, Charles f | 4-10 | 0-0 | 0-1 | 2 | 2 | 8 | 0 | 3 | 0 | 0 | 27 | | | | | |
| Weems, Sonny f | 7-13 | 5-5 | 2-2 | 7 | 2 | 21 | 1 | 3 | 0 | 1 | 36 | | | | | |
| Hill, Steven c | 1-3 | 0-0 | 2-2 | 5 | 2 | 4 | 1 | 0 | 5 | 0 | 24 | | | | | |
| Welsh, Stefan g | 1-4 | 1-2 | 0-0 | 2 | 2 | 3 | 0 | 0 | 0 | 1 | 16 | | | | | |
| Beverley, Patrick g | 4-11 | 4-7 | 2-4 | 15 | 2 | 14 | 1 | 4 | 1 | 1 | 39 | | | | | |
| Ervin, Gary | 3-5 | 0-1 | 4-4 | 4 | 0 | 10 | 5 | 3 | 1 | 1 | 29 | | | | | |
| Townes, Darian | 2-4 | 0-0 | 0-0 | 3 | 0 | 4 | 0 | 4 | 0 | 0 | 17 | | | | | |
| Britt, Marcus | 0-0 | 0-0 | 0-0 | 0 | 0 | 0 | 0 | 0 | 0 | 0 | 0+ | | | | | |
| Washington, M. | 1-3 | 0-0 | 2-2 | 2 | 1 | 4 | 0 | 0 | 0 | 0 | 12 | | | | | |
| Rakestraw, Nate | 0-0 | 0-0 | 0-0 | 0 | 0 | 0 | 0 | 0 | 0 | 0 | 0 | | | | | |
| Patsatsia, Levan | 0-0 | 0-0 | 0-0 | 0 | 0 | 0 | 0 | 0 | 0 | 0 | 0+ | | | | | |
| TEAM | | | | | | | | | | | | 2 | | | | |
| Totals..... | 23-53 | 10-15 | 12-5 | 42 | 11 | 68 | 8 | 17 | 7 | 4 | 200 | | | | | |

| | | | | |
|------------------|-----------------------|----------------------|--------------------|------------|
| TOTAL FG% | 1st Half: 15-30 50.0% | 2nd Half: 8-23 34.8% | Game: 43.4% | DB |
| 3-Pt. FG% | 1st Half: 7-11 63.6% | 2nd Half: 3-4 75.0% | Game: 66.7% | REB |
| F Throw % | 1st Half: 2-5 40.0% | 2nd Half: 10-10 100% | Game: 80.0% | 2 |

| LSU 7-12 (0-5) | | | | | | | | | | | | | | | | |
|-------------------|-------|-------|------|-----|----|----|---|----|-----|---|-----|---|--|--|--|--|
| Player | fg-a | 3fg-a | ft-a | reb | pf | tp | a | to | blk | s | min | | | | | |
| Randolph, A. f | 5-16 | 0-1 | 4-4 | 8 | 4 | 14 | 0 | 5 | 4 | 1 | 40- | | | | | |
| Thornton, Q. f | 1-3 | 0-0 | 0-0 | 9 | 4 | 2 | 1 | 0 | 0 | 0 | 36- | | | | | |
| Thornton, M. g | 7-20 | 4-9 | 2-2 | 5 | 2 | 20 | 0 | 1 | 0 | 1 | 33 | | | | | |
| Spencer, Bo g | 0-5 | 0-4 | 1-2 | 1 | 0 | 1 | 0 | 0 | 0 | 1 | 21 | | | | | |
| Temple, Garrett g | 1-6 | 0-2 | 0-0 | 3 | 4 | 2 | 4 | 2 | 0 | 1 | 25 | | | | | |
| Martin, Terry | 1-9 | 0-6 | 0-0 | 1 | 0 | 2 | 1 | 1 | 0 | 0 | 19 | | | | | |
| Green, Garrett | 0-0 | 0-0 | 0-0 | 1 | 1 | 0 | 0 | 0 | 0 | 0 | 4 | | | | | |
| Farrer, Alex | 5-10 | 1-4 | 0-0 | 3 | 2 | 11 | 2 | 3 | 0 | 1 | 22 | | | | | |
| TEAM | | | | | | | | | | | | 6 | | | | |
| Totals..... | 20-69 | 5-26 | 7-8 | 37 | 17 | 52 | 8 | 12 | 4 | 5 | 200 | | | | | |

| | | | | |
|------------------|----------------------|-----------------------|--------------------|------------|
| TOTAL FG% | 1st Half: 9-33 27.3% | 2nd Half: 11-36 30.6% | Game: 29.0% | DB |
| 3-Pt. FG% | 1st Half: 1-12 8.3% | 2nd Half: 4-14 28.6% | Game: 19.2% | REB |
| F Throw % | 1st Half: 3-4 75.0% | 2nd Half: 4-4 100% | Game: 87.5% | 2 |

Officials: Doug Shows, Pat Adams, Bruce Benedict
 Technical fouls: Arkansas-None. LSU-None.
 Attendance: 8860

| Score by Periods | 1st | 2nd | Total |
|------------------|-----|-----|-------|
| Arkansas | 39 | 29 | 68 |
| LSU | 22 | 30 | 52 |

Game 20 -- LSU 81, Auburn 80
 01-30-08 7:00 p.m. at Auburn, Ala.

| LSU 8-12, 1-5 | | | | | | | | | | | | | | | | |
|-------------------|-------|-------|------|-----|----|----|----|----|-----|---|-----|---|--|--|--|--|
| Player | fg-a | 3fg-a | ft-a | reb | pf | tp | a | to | blk | s | min | | | | | |
| Randolph, A. f | 9-15 | 0-0 | 3-4 | 6 | 4 | 21 | 2 | 3 | 2 | 0 | 31 | | | | | |
| Thornton, Q. f | 0-0 | 0-0 | 2-2 | 0 | 2 | 2 | 3 | 1 | 1 | 0 | 20 | | | | | |
| Thornton, M. g | 14-23 | 8-15 | 2-2 | 7 | 2 | 38 | 1 | 0 | 0 | 1 | 39 | | | | | |
| Temple, Garrett g | 0-4 | 0-3 | 1-2 | 5 | 3 | 1 | 7 | 1 | 0 | 0 | 39 | | | | | |
| Farrer, Alex g | 1-2 | 0-1 | 0-0 | 1 | 2 | 2 | 2 | 1 | 0 | 0 | 20 | | | | | |
| Spencer, Bo | 0-1 | 0-0 | 0-0 | 0 | 0 | 0 | 0 | 0 | 0 | 0 | 2 | | | | | |
| Martin, Terry | 4-7 | 2-5 | 1-2 | 1 | 0 | 11 | 1 | 0 | 0 | 0 | 25 | | | | | |
| Johnson, Chris | 3-9 | 0-1 | 0-0 | 3 | 1 | 6 | 0 | 1 | 2 | 0 | 24 | | | | | |
| TEAM | | | | | | | | | | | | 4 | | | | |
| Totals..... | 31-61 | 10-25 | 9-12 | 30 | 14 | 81 | 16 | 7 | 5 | 1 | 200 | | | | | |

| | | | | |
|------------------|-----------------------|-----------------------|--------------------|------------|
| TOTAL FG% | 1st Half: 15-29 51.7% | 2nd Half: 16-32 50.0% | Game: 50.8% | DB |
| 3-Pt. FG% | 1st Half: 7-14 50.0% | 2nd Half: 3-11 27.3% | Game: 40.0% | REB |
| F Throw % | 1st Half: 4-6 66.7% | 2nd Half: 5-6 83.3% | Game: 75.0% | 1 |

| Auburn 12-7, 2-4 | | | | | | | | | | | | | | | |
|------------------|------|-------|------|-----|----|----|---|----|-----|---|-----|--|--|--|--|
| Player | fg-a | 3fg-a | ft-a | reb | pf | tp | a | to | blk | s | min | | | | |
| Prowell, Quan f | 9-12 | 2-2 | 6-6 | 7 | 3 | 26 | 2 | 3 | 1 | 1 | 40 | | | | |
| Tolbert, Frank g | 4-10 | 0-2 | 4-4 | 4 | 3 | 12 | 2 | 2 | 0 | 0 | 21 | | | | |
| Reed, D. g | 4-12 | 4-9 | 2-2 | 4 | 1 | 14 | 3 | 0 | 0 | 1 | 37 | | | | |
| Barrett, R. g | 6-10 | 3-4 | 0-0 | 1 | 4 | 15 | 0 | 2 | 0 | 0 | 33 | | | | |
| Robertson, Q. g | 0-2 | 0-2 | 2-3 | 5 | 2 | 2 | 6 | 1 | 0 | 0 | 38 | | | | |

Game 21 -- Alabama 81, LSU 72
 02/02/08 2:00PM CST at Coleman Coliseum, (Tuscaloosa, AL)

| LSU Tigers 8-13, 1-6 SEC | | | | | | | | | | | | | |
|--------------------------|-------|-------|-------|-----|----|----|----|----|-----|---|-----|--|--|
| Player | fg-a | 3fg-a | ft-a | reb | pf | tp | a | to | blk | s | min | | |
| Randolph, A. f | 4-14 | 0-0 | 5-6 | 12 | 1 | 13 | 1 | 4 | 2 | 1 | 34 | | |
| Thornton, Q. f | 1-1 | 0-0 | 0-0 | 1 | 2 | 2 | 0 | 0 | 0 | 0 | 9 | | |
| Thornton, M. g | 7-19 | 4-11 | 4-4 | 3 | 2 | 22 | 1 | 4 | 0 | 1 | 36 | | |
| Temple, Garrett g | 2-6 | 1-2 | 2-2 | 9 | 2 | 7 | 5 | 5 | 0 | 3 | 40 | | |
| Farrer, Alex g | 1-3 | 1-1 | 0-0 | 1 | 2 | 3 | 0 | 0 | 0 | 0 | 24 | | |
| Spencer, Bo | 0-0 | 0-0 | 0-0 | 0 | 0 | 0 | 1 | 1 | 0 | 1 | 4 | | |
| Martin, Terry | 3-7 | 2-5 | 4-4 | 4 | 4 | 12 | 4 | 1 | 0 | 0 | 26 | | |
| Johnson, Chris | 3-7 | 1-3 | 6-6 | 4 | 4 | 13 | 0 | 0 | 1 | 0 | 27 | | |
| TEAM | | | | 2 | 1 | | | 1 | | | | | |
| Totals..... | 21-57 | 9-22 | 21-22 | 36 | 18 | 72 | 12 | 16 | 3 | 6 | 200 | | |

| | | | | |
|------------------|------------------------------|------------------------------|--------------------|------------|
| TOTAL FG% | 1st Half: 11-34 32.4% | 2nd Half: 10-23 43.5% | Game: 36.8% | DB |
| 3-Pt. FG% | 1st Half: 3-11 27.3% | 2nd Half: 6-11 54.5% | Game: 40.9% | REB |
| F Throw % | 1st Half: 10-10 100% | 2nd Half: 11-12 91.7% | Game: 95.5% | 1 |

| University of Alabama 13-9, 2-5 SEC | | | | | | | | | | | | | |
|-------------------------------------|-------|-------|-------|-----|----|----|----|----|-----|----|-----|--|--|
| Player | fg-a | 3fg-a | ft-a | reb | pf | tp | a | to | blk | s | min | | |
| Jemison, D. f | 1-2 | 0-0 | 2-3 | 6 | 4 | 4 | 2 | 3 | 0 | 0 | 18 | | |
| Hendrix, R. f | 9-18 | 0-0 | 1-4 | 17 | 1 | 19 | 2 | 3 | 3 | 4 | 36 | | |
| Riley, Mykal g | 6-14 | 3-7 | 4-6 | 5 | 4 | 19 | 1 | 0 | 1 | 1 | 24 | | |
| Hollinger, B g | 3-6 | 2-5 | 2-2 | 2 | 1 | 10 | 6 | 1 | 0 | 0 | 34 | | |
| Gee, Alonzo g | 5-10 | 2-5 | 3-5 | 2 | 3 | 15 | 2 | 1 | 0 | 2 | 38 | | |
| Torrance, Mikhail | 0-1 | 0-0 | 0-0 | 0 | 1 | 0 | 3 | 1 | 0 | 0 | 9 | | |
| Tubbs, Justin | 1-1 | 1-1 | 0-0 | 0 | 0 | 3 | 0 | 0 | 0 | 0 | 3 | | |
| Pickett, Rico | 1-3 | 0-1 | 0-0 | 0 | 1 | 2 | 2 | 2 | 0 | 1 | 11 | | |
| Hillman, Senario | 2-4 | 1-2 | 4-4 | 2 | 3 | 9 | 2 | 2 | 1 | 4 | 25 | | |
| Coleman, Yamene | 0-0 | 0-0 | 0-0 | 0 | 0 | 0 | 0 | 0 | 0 | 0 | 2 | | |
| TEAM | | | | 2 | | | | | | | | | |
| Totals..... | 28-59 | 9-21 | 16-24 | 36 | 18 | 81 | 20 | 13 | 5 | 12 | 200 | | |

| | | | | |
|------------------|------------------------------|------------------------------|--------------------|------------|
| TOTAL FG% | 1st Half: 16-36 44.4% | 2nd Half: 12-23 52.2% | Game: 47.5% | DB |
| 3-Pt. FG% | 1st Half: 7-16 43.8% | 2nd Half: 2-5 40.0% | Game: 42.9% | REB |
| F Throw % | 1st Half: 4-6 66.7% | 2nd Half: 12-18 66.7% | Game: 66.7% | 3 |

Officials: Mike Stuart, Doug Simmons, Mike Nance
 Technical fouls: LSU Tigers-TEAM. University of Alabama-None.
 Attendance: 15316

| Score by Periods | 1st | 2nd | Total |
|-----------------------|-----|-----|-------|
| LSU Tigers | 35 | 37 | 72 |
| University of Alabama | 43 | 38 | 81 |

Game 22 -- Tennessee 47, LSU 45
 02/09/08 2:00 pm at Maravich Center (Baton Rouge, LA)

| Tennessee 21-2 (8-1) | | | | | | | | | | | | | |
|----------------------|-------|-------|------|-----|----|----|---|----|-----|----|-----|--|--|
| Player | fg-a | 3fg-a | ft-a | reb | pf | tp | a | to | blk | s | min | | |
| Smith, Tyler f | 5-13 | 2-3 | 0-0 | 5 | 2 | 12 | 0 | 4 | 1 | 1 | 35 | | |
| Chism, Wayne f | 4-6 | 0-1 | 0-4 | 8 | 3 | 8 | 0 | 0 | 1 | 3 | 28 | | |
| Smith, JaJuan g | 1-8 | 0-5 | 0-0 | 1 | 2 | 2 | 3 | 1 | 0 | 1 | 22 | | |
| Lofton, Chris g | 6-12 | 3-5 | 0-0 | 7 | 1 | 15 | 0 | 1 | 0 | 2 | 35 | | |
| Smith, Ramar g | 0-4 | 0-0 | 1-2 | 3 | 2 | 1 | 2 | 1 | 0 | 2 | 30 | | |
| Howell, Jordan | 0-4 | 0-4 | 0-0 | 0 | 0 | 0 | 0 | 3 | 0 | 0 | 10 | | |
| Tabb, Josh | 0-0 | 0-0 | 0-0 | 0 | 0 | 0 | 0 | 0 | 0 | 0 | 0 | | |
| Prince, J.P. | 1-7 | 0-1 | 1-5 | 5 | 2 | 3 | 1 | 3 | 3 | 3 | 22 | | |
| Crews, Duke | 2-6 | 0-0 | 2-4 | 4 | 1 | 6 | 0 | 0 | 0 | 1 | 13 | | |
| Williams, Brian | 0-0 | 0-0 | 0-0 | 2 | 0 | 0 | 0 | 1 | 0 | 0 | 5 | | |
| TEAM | | | | 4 | | | | 1 | | | | | |
| Totals..... | 19-60 | 5-19 | 4-15 | 39 | 13 | 47 | 6 | 15 | 5 | 13 | 200 | | |

| | | | | |
|------------------|------------------------------|-----------------------------|--------------------|------------|
| TOTAL FG% | 1st Half: 10-32 31.3% | 2nd Half: 9-28 32.1% | Game: 31.7% | DB |
| 3-Pt. FG% | 1st Half: 3-9 33.3% | 2nd Half: 2-10 20.0% | Game: 26.3% | REB |
| F Throw % | 1st Half: 4-10 40.0% | 2nd Half: 0-5 0.0% | Game: 26.7% | 5 |

| LSU 8-14 (1-7) | | | | | | | | | | | | | |
|-------------------|-------|-------|------|-----|----|----|---|----|-----|---|-----|--|--|
| Player | fg-a | 3fg-a | ft-a | reb | pf | tp | a | to | blk | s | min | | |
| Thornton, M. f | 5-11 | 1-4 | 1-2 | 7 | 4 | 12 | 0 | 6 | 1 | 1 | 28 | | |
| Johnson, Chris c | 8-15 | 0-4 | 1-1 | 8 | 2 | 17 | 1 | 3 | 4 | 1 | 38 | | |
| Randolph, A. f | 3-8 | 0-1 | 0-1 | 8 | 3 | 6 | 1 | 3 | 1 | 0 | 30 | | |
| Temple, Garrett g | 1-3 | 1-3 | 0-0 | 1 | 4 | 3 | 2 | 2 | 0 | 1 | 36 | | |
| Farrer, Alex g | 1-2 | 0-0 | 0-0 | 3 | 2 | 2 | 1 | 3 | 0 | 4 | 23 | | |
| Spencer, Bo | 0-2 | 0-2 | 0-0 | 3 | 0 | 0 | 0 | 0 | 0 | 0 | 6 | | |
| Martin, Terry | 1-7 | 0-5 | 0-0 | 1 | 2 | 2 | 1 | 3 | 1 | 1 | 27 | | |
| Green, Garrett | 1-2 | 1-1 | 0-0 | 1 | 0 | 3 | 0 | 1 | 1 | 0 | 8 | | |
| Thornton, Quintin | 0-0 | 0-0 | 0-0 | 1 | 1 | 0 | 0 | 1 | 1 | 0 | 4 | | |
| TEAM | | | | 5 | | | | | | | | | |
| Totals..... | 20-50 | 3-20 | 2-4 | 38 | 18 | 45 | 6 | 22 | 9 | 8 | 200 | | |

| | | | | |
|------------------|------------------------------|-----------------------------|--------------------|-------------|
| TOTAL FG% | 1st Half: 11-24 45.8% | 2nd Half: 9-26 34.6% | Game: 40.0% | DB |
| 3-Pt. FG% | 1st Half: 2-10 20.0% | 2nd Half: 1-10 10.0% | Game: 15.0% | REBS |
| F Throw % | 1st Half: 0-0 0.0% | 2nd Half: 2-4 50.0% | Game: 50.0% | 1,1 |

Officials: Antinio Petty, Mike Nance, Ron Groover
 Technical fouls: Tennessee-None. LSU-None.
 Attendance: 10165

| Score by Periods | 1st | 2nd | Total |
|------------------|-----|-----|-------|
| Tennessee | 27 | 20 | 47 |
| LSU | 24 | 21 | 45 |

Game 23 -- LSU 85, Florida 73
 02/13/08 8 p.m. at Stephen C. O'Connell Center

| LSU 9-14, 2-7 | | | | | | | | | | | | | |
|---------------------|-------|-------|-------|-----|----|----|----|----|-----|---|-----|--|--|
| #Player | fg-a | 3fg-a | ft-a | reb | pf | tp | a | to | blk | s | min | | |
| Randolph, Anthony f | 10-16 | 0-0 | 2-6 | 5 | 2 | 22 | 1 | 4 | 2 | 1 | 38 | | |
| Johnson, Chris c | 8-11 | 2-5 | 1-1 | 6 | 3 | 19 | 3 | 2 | 4 | 1 | 34 | | |
| Thornton, Marcus g | 8-11 | 4-7 | 0-0 | 3 | 1 | 20 | 1 | 1 | 0 | 4 | 35 | | |
| Temple, Garrett g | 3-6 | 1-3 | 3-4 | 2 | 2 | 10 | 5 | 2 | 0 | 2 | 34 | | |
| Farrer, Alex g | 0-2 | 0-1 | 4-4 | 2 | 3 | 4 | 6 | 0 | 0 | 1 | 30 | | |
| Spencer, Bo | 0-1 | 0-0 | 0-0 | 0 | 0 | 0 | 0 | 2 | 0 | 0 | 5 | | |
| Martin, Terry | 4-8 | 2-4 | 0-0 | 0 | 0 | 10 | 0 | 2 | 0 | 0 | 15 | | |
| Thornton, Quintin | 0-0 | 0-0 | 0-0 | 0 | 1 | 0 | 1 | 0 | 0 | 0 | 9 | | |
| TEAM | | | | 4 | | | | | | | | | |
| Totals..... | 33-55 | 9-20 | 10-15 | 22 | 12 | 85 | 19 | 11 | 6 | 9 | 200 | | |

| | | | | |
|------------------|------------------------------|------------------------------|--------------------|-------------|
| TOTAL FG% | 1st Half: 17-30 56.7% | 2nd Half: 16-25 64.0% | Game: 60.0% | DB |
| 3-Pt. FG% | 1st Half: 5-13 38.5% | 2nd Half: 4-7 57.1% | Game: 45.0% | REBS |
| F Throw % | 1st Half: 2-2 100% | 2nd Half: 8-13 61.5% | Game: 66.7% | 1 |

| Florida 19-6, 6-4 | | | | | | | | | | | | | |
|--------------------|-------|-------|------|-----|----|----|----|----|-----|---|-----|--|--|
| Player | fg-a | 3fg-a | ft-a | reb | pf | tp | a | to | blk | s | min | | |
| Werner, Dan f | 6-16 | 1-7 | 0-0 | 9 | 2 | 13 | 4 | 3 | 0 | 0 | 31 | | |
| Calathes, Nick f | 6-9 | 3-6 | 1-1 | 7 | 3 | 16 | 5 | 5 | 0 | 1 | 324 | | |
| Speights, M. c | 4-9 | 0-0 | 3-4 | 8 | 4 | 11 | 1 | 3 | 0 | 0 | 22 | | |
| Lucas, Jai g | 2-6 | 0-4 | 0-0 | 0 | 2 | 4 | 5 | 4 | 0 | 0 | 32 | | |
| Hodge, Walter g | 4-8 | 2-4 | 0-0 | 6 | 3 | 10 | 0 | 3 | 0 | 0 | 29 | | |
| Mitchell, Jonathan | 2-3 | 1-1 | 0-0 | 1 | 1 | 5 | 0 | 0 | 0 | 0 | 9 | | |
| Allen, Adam | 2-2 | 2-2 | 0-0 | 0 | 0 | 6 | 0 | 0 | 0 | 1 | 6 | | |
| Tyus, Alex | 2-3 | 0-0 | 0-0 | 3 | 0 | 4 | 0 | 0 | 1 | 0 | 15 | | |
| Parsons, C. | 2-9 | 0-3 | 0-0 | 2 | 0 | 4 | 0 | 1 | 0 | 0 | 24 | | |
| TEAM | | | | 3 | | | | | | | | | |
| Totals..... | 30-65 | 9-27 | 4-5 | 39 | 15 | 73 | 15 | 19 | 1 | 2 | 200 | | |

| | | | | |
|------------------|------------------------------|------------------------------|--------------------|-------------|
| TOTAL FG% | 1st Half: 14-29 48.3% | 2nd Half: 16-36 44.4% | Game: 46.2% | DB |
| 3-Pt. FG% | 1st Half: 4-12 33.3% | 2nd Half: 5-15 33.3% | Game: 33.3% | REBS |
| F Throw % | 1st Half: 1-2 50.0% | 2nd Half: 3-3 100% | Game: 80.0% | 1 |

Officials: Karl Hess, Jim Burr, Tom Eades
 Technical fouls: LSU-None. University of Florida-None.
 Attendance: 11880

| Score by Periods | 1st | 2nd | Total |
|-----------------------|-----|-----|-------|
| LSU | 41 | 44 | 85 |
| University of Florida | 33 | 40 | 73 |

Game 24 -- Kentucky 67, LSU 63
 02/16/08 12:00 pm at Maravich Center (Baton Rouge, LA)

| Kentucky 13-10 (7-3) | | | | | | | | | | | | | |
|----------------------|-------|-------|------|-----|----|----|----|----|-----|---|-----|--|--|
| Player | fg-a | 3fg-a | ft-a | reb | pf | tp | a | to | blk | s | min | | |
| Crawford, Joe f | 8-14 | 3-7 | 2-3 | 2 | 1 | 21 | 2 | 2 | 0 | 0 | 37 | | |
| Harris, Ramon f | 0-0 | 0-0 | 0-0 | 1 | 0 | 0 | 0 | 0 | 0 | 0 | 4 | | |
| Coury, Mark f | 0-1 | 0-0 | 0-0 | 1 | 0 | 0 | 0 | 0 | 0 | 0 | 3 | | |
| Patterson, P. c | 7-10 | 0-0 | 0-1 | 5 | 3 | 14 | 1 | 3 | 0 | 0 | 33 | | |
| Bradley, Ramel g | 5-11 | 2-3 | 4-4 | 7 | 2 | 16 | 6 | 5 | 0 | 3 | 40 | | |
| Jasper, Derrick | 2-4 | 0-1 | 2-2 | 7 | 3 | 6 | 3 | 2 | 0 | 0 | 34 | | |
| Stewart, A.J. | 0-0 | 0-0 | 0-0 | 1 | 0 | 0 | 0 | 0 | 0 | 0 | 9 | | |
| Stevenson, Perry | 1-5 | 0-0 | 0-0 | 4 | 4 | 2 | 2 | 1 | 3 | 0 | 27 | | |
| Meeks, Jodie | 2-5 | 2-3 | 0-0 | 1 | 0 | 6 | 2 | 0 | 0 | 0 | 12 | | |
| Carter, Jared | 1-1 | 0-0 | 0-0 | 0 | 0 | 2 | 0 | 0 | 0 | 0 | 1 | | |
| TEAM | | | | 2 | | | | | | | | | |
| Totals..... | 26-51 | 7-14 | 8-10 | 31 | 13 | 67 | 16 | 13 | 3 | 3 | 200 | | |

| | | | | |
|------------------|------------------------------|------------------------------|--------------------|-------------|
| TOTAL FG% | 1st Half: 12-26 46.2% | 2nd Half: 14-25 56.0% | Game: 51.0% | DB |
| 3-Pt. FG% | 1st Half: 4-8 50.0% | 2nd Half: 3-6 50.0% | Game: 50.0% | REBS |
| F Throw % | 1st Half: 0-1 0.0% | 2nd Half: 8-9 88.9% | Game: 80.0% | 0 |

| LSU 9-15 (2-8) | | | | | | | | | | | | | |
|------------------|------|-------|------|-----|----|----|---|----|-----|---|-----|--|--|
| Player | fg-a | 3fg-a | ft-a | reb | pf | tp | a | to | blk | s | min | | |
| Randolph, A. f | 9-16 | 0-0 | 6-8 | 14 | 3 | 24 | 0 | 4 | 1 | 4 | 38 | | |
| Johnson, Chris c | 2-9 | 0-3 | 0-0 | 4 | 3 | 4 | 1 | 2 | 1 | 0 | 32 | | |
| Thornton, M. g | 4-14 | 1-4 | 0-0 | 5 | 3 | 9 | 1 | 1 | | | | | |

Game 25 -- Arkansas 87, LSU 61
02-20-08 7:05 p.m. at Fayetteville, Ark.

| Player | fg-a | 3fg-a | ft-a | reb | pf | tp | a | to | blk | s | min |
|-------------------|-------|-------|-------|-----|----|----|----|----|-----|---|-----|
| Randolph, A. f | 6-14 | 0-1 | 4-7 | 7 | 4 | 16 | 0 | 4 | 4 | 0 | 36 |
| Johnson, Chris c | 3-11 | 1-4 | 2-4 | 7 | 5 | 9 | 3 | 4 | 0 | 0 | 32 |
| Martin, Terry g | 6-13 | 2-6 | 4-5 | 5 | 2 | 18 | 1 | 3 | 0 | 0 | 30 |
| Temple, Garrett g | 2-8 | 0-2 | 4-6 | 7 | 3 | 8 | 6 | 3 | 0 | 3 | 40 |
| Farrer, Alex g | 2-4 | 0-0 | 1-4 | 3 | 1 | 5 | 2 | 2 | 0 | 1 | 29 |
| Thornton, Marcus | 1-3 | 0-0 | 0-0 | 1 | 0 | 2 | 0 | 0 | 0 | 0 | 4 |
| Spencer, Bo | 13- | 1-1 | 0-0 | 2 | 0 | 3 | 2 | 0 | 0 | 1 | 17 |
| Green, Garrett | 0-0 | 0-0 | 0-0 | 0 | 3 | 0 | 0 | 0 | 0 | 0 | 6 |
| Thornton, Quintin | 0-1 | 0-0 | 0-0 | 1 | 1 | 0 | 0 | 0 | 0 | 0 | 6 |
| TEAM | | | | 1 | | | | | | | |
| Totals..... | 21-57 | 4-14 | 15-26 | 34 | 19 | 61 | 14 | 16 | 4 | 5 | 200 |

TOTAL FG% 1st Half: 10-31 32.3% 2nd Half: 11-26 42.3% **Game: 36.8%** **DB**
3-Pt. FG% 1st Half: 1-6 16.7% 2nd Half: 3-8 37.5% **Game: 28.6%** **REBS**
F Throw % 1st Half: 7-12 58.3% 2nd Half: 8-14 57.1% **Game: 57.7%** **7,1**

| Player | fg-a | 3fg-a | ft-a | reb | pf | tp | a | to | blk | s | min |
|-------------------|-------|-------|-------|-----|----|----|----|----|-----|---|-----|
| Weems, Sonny f | 4-11 | 2-4 | 1-2 | 2 | 2 | 11 | 4 | 2 | 0 | 1 | 16 |
| Washington, Mi. f | 1-4 | 0-0 | 3-4 | 3 | 2 | 5 | 0 | 1 | 0 | 1 | 12 |
| Hill, Steven c | 3-4 | 0-0 | 0-1 | 3 | 1 | 6 | 0 | 0 | 2 | 1 | 18 |
| Ervin, Gary g | 7-13 | 1-3 | 2-2 | 6 | 1 | 17 | 2 | 3 | 0 | 1 | 25 |
| Beverly, P. g | 3-6 | 2-4 | 1-3 | 9 | 1 | 9 | 3 | 2 | 1 | 2 | 33 |
| Thomas, Charles | 3-4 | 0-1 | 0-0 | 2 | 4 | 6 | 1 | 2 | 0 | 0 | 14 |
| Townes, Darian | 6-6 | 0-0 | 0-0 | 7 | 2 | 12 | 4 | 0 | 1 | 1 | 18 |
| Britt, Marcus | 0-1 | 0-1 | 2-2 | 0 | 0 | 2 | 1 | 0 | 0 | 0 | 12 |
| Welsh, Stefan | 3-8 | 3-5 | 1-2 | 2 | 1 | 10 | 3 | 3 | 0 | 0 | 22 |
| Rakestraw, Nate | 0-1 | 0-1 | 0-2 | 0 | 1 | 0 | 0 | 1 | 0 | 0 | 9 |
| Patsatsia, Levan | 0-0 | 0-0 | 0-0 | 0 | 0 | 0 | 0 | 0 | 0 | 0 | 3 |
| Cox, Stephen | 0-1 | 0-0 | 0-0 | 1 | 0 | 0 | 0 | 0 | 0 | 0 | 2 |
| Hunter, Vincent | 3-4 | 3-4 | 0-0 | 1 | 2 | 9 | 0 | 0 | 1 | 0 | 16 |
| TEAM | | | | 2 | | | | | | | |
| Totals..... | 33-63 | 11-23 | 10-18 | 38 | 17 | 87 | 18 | 14 | 5 | 7 | 200 |

TOTAL FG% 1st Half: 20-34 58.8% 2nd Half: 13-29 44.8% **Game: 52.4%** **DB**
3-Pt. FG% 1st Half: 9-13 69.2% 2nd Half: 2-10 20.0% **Game: 47.8%** **REBS**
F Throw % 1st Half: 2-3 66.7% 2nd Half: 8-15 53.3% **Game: 55.6%** **4,1**

Officials: J.B. Caldwell, Doug Simmons, Les Jones
Technical fouls: LSU-Johnson, Chris. Arkansas-None.
Attendance: 16212

| Score by Periods | 1st | 2nd | Total |
|------------------|-----|-----|-------|
| LSU | 28 | 33 | 61 |
| Arkansas | 51 | 36 | 87 |

Game 26 -- LSU 69, Ole Miss 49
02/23/08 5:00 pm at Maravich Center (Baton Rouge, LA)

| Player | fg-a | 3fg-a | ft-a | reb | pf | tp | a | to | blk | s | min |
|-----------------|-------|-------|------|-----|----|----|----|----|-----|---|-----|
| Parnell, J. f | 1-5 | 0-0 | 0-0 | 4 | 1 | 2 | 0 | 0 | 0 | 0 | 13 |
| Curtis, D. c | 4-10 | 0-0 | 0-0 | 8 | 1 | 8 | 1 | 1 | 0 | 1 | 28 |
| Warren, Chris g | 3-16 | 2-10 | 0-0 | 0 | 2 | 8 | 1 | 1 | 0 | 0 | 31 |
| Polynice, E. g | 2-8 | 0-0 | 1-2 | 12 | 2 | 5 | 4 | 2 | 1 | 2 | 22 |
| Huertas, D. g | 2-11 | 1-6 | 4-4 | 10 | 5 | 9 | 0 | 3 | 1 | 1 | 23 |
| Jones, Rodney | 2-3 | 2-3 | 0-0 | 0 | 0 | 6 | 0 | 0 | 0 | 0 | 4 |
| Smith, Brian | 0-1 | 0-0 | 0-0 | 2 | 0 | 0 | 3 | 1 | 0 | 0 | 12 |
| Watson, T. | 1-4 | 0-0 | 0-1 | 2 | 1 | 2 | 0 | 0 | 0 | 0 | 9 |
| White, Malcolm | 0-2 | 0-0 | 1-2 | 0 | 2 | 1 | 0 | 1 | 1 | 1 | 7 |
| Gaskins, Trevor | 0-3 | 0-3 | 0-0 | 2 | 2 | 0 | 1 | 0 | 0 | 0 | 9 |
| Graham, Zach | 1-2 | 0-0 | 0-0 | 2 | 1 | 2 | 0 | 0 | 0 | 0 | 16 |
| Williams, Kenny | 3-6 | 0-0 | 0-2 | 1 | 4 | 6 | 0 | 0 | 2 | 0 | 26 |
| TEAM | | | | 3 | | | | | | | |
| Totals..... | 19-71 | 5-22 | 6-11 | 46 | 21 | 49 | 10 | 9 | 5 | 5 | 200 |

TOTAL FG% 1st Half: 9-36 25.0% 2nd Half: 10-35 28.6% **Game: 26.8%** **DB**
3-Pt. FG% 1st Half: 0-9 0.0% 2nd Half: 5-13 38.5% **Game: 22.7%** **REBS**
F Throw % 1st Half: 5-8 62.5% 2nd Half: 1-3 33.3% **Game: 54.5%** **1**

| Player | fg-a | 3fg-a | ft-a | reb | pf | tp | a | to | blk | s | min |
|----------------|-------|-------|-------|-----|----|----|----|----|-----|---|-----|
| Randolph, A. f | 6-14 | 0-0 | 3-3 | 11 | 2 | 15 | 3 | 2 | 4 | 1 | 31 |
| Johnson, C. c | 5-11 | 0-0 | 2-3 | 15 | 1 | 12 | 1 | 0 | 5 | 0 | 37 |
| Thornton, M. g | 6-15 | 3-10 | 2-2 | 4 | 1 | 17 | 1 | 1 | 0 | 0 | 26 |
| Temple, G. g | 2-5 | 1-2 | 1-1 | 6 | 4 | 6 | 4 | 2 | 2 | 0 | 28 |
| Farrer, Alex g | 0-4 | 0-1 | 1-2 | 3 | 3 | 1 | 1 | 3 | 1 | 0 | 25 |
| Terrebonne, G. | 0-0 | 0-0 | 2-2 | 0 | 0 | 2 | 0 | 0 | 0 | 0 | 2 |
| Spencer, Bo | 2-6 | 1-2 | 0-0 | 1 | 2 | 5 | 0 | 0 | 0 | 1 | 14 |
| Martin, Terry | 3-6 | 2-4 | 3-4 | 2 | 2 | 11 | 3 | 0 | 0 | 0 | 22 |
| Green, Garrett | 0-2 | 0-0 | 0-0 | 2 | 1 | 0 | 0 | 0 | 0 | 0 | 6 |
| Thornton, Q. | 0-0 | 0-0 | 0-0 | 1 | 0 | 0 | 0 | 0 | 0 | 0 | 9 |
| TEAM | | | | 6 | | | | | | | |
| Totals..... | 24-63 | 7-19 | 14-17 | 51 | 16 | 69 | 13 | 8 | 12 | 2 | 200 |

TOTAL FG% 1st Half: 14-33 42.4% 2nd Half: 10-30 33.3% **Game: 38.1%** **DB**
3-Pt. FG% 1st Half: 4-11 36.4% 2nd Half: 3-8 37.5% **Game: 36.8%** **REBS**
F Throw % 1st Half: 3-3 100% 2nd Half: 11-14 78.6% **Game: 82.4%** **1**

Officials: Doug Simmons, Antinio Petty, Michael Stephens
Technical fouls: Ole Miss-Huertas, David. LSU-Johnson, Chris.
Attendance: 8765

| Score by Periods | 1st | 2nd | Total |
|------------------|-----|-----|-------|
| Ole Miss | 23 | 26 | 49 |
| LSU | 35 | 34 | 69 |

Game 27 -- LSU 62, South Carolina 55
2/27/08 7:30 PM at Columbia, S.C.

| Player | fg-a | 3fg-a | ft-a | reb | pf | tp | a | to | blk | s | min |
|-------------------|-------|-------|-------|-----|----|----|---|----|-----|---|-----|
| Randolph, A. f | 7-17 | 0-0 | 6-6 | 10 | 2 | 20 | 0 | 3 | 0 | 1 | 34 |
| Johnson, Chris c | 5-10 | 1-4 | 2-2 | 10 | 2 | 13 | 0 | 4 | 6 | 1 | 40 |
| Thornton, M. g | 4-12 | 2-8 | 4-4 | 7 | 0 | 14 | 1 | 4 | 0 | 0 | 34 |
| Temple, Garrett g | 5-8 | 1-1 | 0-0 | 3 | 3 | 11 | 2 | 2 | 1 | 1 | 40 |
| Farrer, Alex g | 0-3 | 0-2 | 2-2 | 3 | 2 | 2 | 1 | 1 | 2 | 0 | 26 |
| Martin, Terry | 0-2 | 0-1 | 0-0 | 3 | 1 | 0 | 2 | 0 | 0 | 0 | 19 |
| Green, Garrett | 1-2 | 0-1 | 0-0 | 1 | 0 | 2 | 0 | 0 | 0 | 0 | 5 |
| Thornton, Q. | 0-0 | 0-0 | 0-0 | 0 | 0 | 0 | 0 | 0 | 0 | 0 | 2 |
| TEAM | | | | 7 | | | | | | | |
| Totals..... | 22-54 | 4-17 | 14-14 | 44 | 10 | 62 | 6 | 14 | 9 | 3 | 200 |

TOTAL FG% 1st Half: 12-26 46.2% 2nd Half: 10-28 35.7% **Game: 40.7%** **DEADBALL**
3-Pt. FG% 1st Half: 4-11 36.4% 2nd Half: 0-6 0.0% **Game: 23.5%** **REBS**
F Throw % 1st Half: 1-1 100% 2nd Half: 13-13 100% **Game: 100%** **0,1**

| Player | fg-a | 3fg-a | ft-a | reb | pf | tp | a | to | blk | s | min |
|------------------|-------|-------|------|-----|----|----|----|----|-----|---|-----|
| Archie, D. f | 5-12 | 0-4 | 3-3 | 4 | 1 | 13 | 0 | 0 | 0 | 3 | 32 |
| Day, Dwayne f | 2-4 | 0-2 | 0-0 | 4 | 4 | 4 | 2 | 0 | 0 | 0 | 31 |
| Baniulis, E. f | 1-3 | 1-2 | 0-0 | 0 | 3 | 3 | 0 | 1 | 0 | 0 | 10 |
| Downey, D. g | 2-9 | 0-3 | 2-2 | 3 | 1 | 6 | 6 | 1 | 1 | 0 | 40 |
| Raley-Ross, B. g | 0-4 | 0-1 | 0-0 | 2 | 0 | 0 | 0 | 1 | 0 | 0 | 18 |
| Fredrick, Zam | 8-18 | 3-10 | 2-2 | 4 | 0 | 21 | 4 | 0 | 0 | 2 | 32 |
| Holmes, Mike | 2-9 | 0-0 | 0-0 | 6 | 2 | 4 | 1 | 0 | 1 | 4 | 26 |
| Muldrow, Sam | 2-5 | 0-0 | 0-0 | 2 | 2 | 4 | 0 | 1 | 2 | 0 | 11 |
| TEAM | | | | 3 | | | | | | | |
| Totals..... | 22-64 | 4-22 | 7-7 | 28 | 13 | 55 | 13 | 4 | 4 | 9 | 200 |

TOTAL FG% 1st Half: 10-28 35.7% 2nd Half: 12-36 33.3% **Game: 34.4%** **DEADBALL**
3-Pt. FG% 1st Half: 2-11 18.2% 2nd Half: 2-11 18.2% **Game: 18.2%** **REBS**
F Throw % 1st Half: 4-4 100% 2nd Half: 3-3 100% **Game: 100%** **0,1**

Officials: J.B. Caldwell, Pat Adams, Roger Ayers
Technical fouls: LSU-None. South Carolina-None.
Attendance: 11246

| Score by Periods | 1st | 2nd | Total |
|------------------|-----|-----|-------|
| LSU | 29 | 33 | 62 |
| South Carolina | 26 | 29 | 55 |

Game 28 LSU 71, Georgia 64
03/02/08 1:00 pm at Maravich Center (Baton Rouge, LA)

| Player | fg-a | 3fg-a | ft-a | reb | pf | tp | a | to | blk | s | min |
|-------------------|-------|-------|------|-----|----|----|----|----|-----|---|-----|
| Jackson, Albert f | 1-3 | 0-0 | 0-0 | 4 | 5 | 2 | 1 | 5 | 0 | 0 | 15 |
| Bliss, Dave c | 1-4 | 0-0 | 3-4 | 5 | 4 | 5 | 3 | 2 | 1 | 1 | 30 |
| Gaines, S. g | 2-7 | 0-1 | 0-1 | 4 | 2 | 4 | 2 | 2 | 0 | 2 | 24 |
| Woodbury, T. g | 5-9 | 1-4 | 0-1 | 5 | 5 | 11 | 1 | 4 | 0 | 0 | 30 |
| Humphrey, B. g | 8-13 | 5-8 | 5-6 | 5 | 2 | 26 | 0 | 1 | 0 | 1 | 38 |
| Swansey, Zac | 1-6 | 0-1 | 1-3 | 4 | 1 | 3 | 4 | 1 | 1 | 4 | 25 |
| Brewer, Troy | 1-4 | 1-3 | 0-0 | 1 | 2 | 3 | 0 | 0 | 0 | 0 | 7 |
| Butler, Corey | 0-0 | 0-0 | 0-0 | 0 | 0 | 0 | 0 | 0 | 0 | 0 | 0+ |
| Price, Jeremy | 5-10 | 0-0 | 0-0 | 4 | 4 | 10 | 0 | 3 | 0 | 0 | 31 |
| TEAM | | | | 4 | | | | | | | |
| Totals..... | 24-56 | 7-17 | 9-15 | 36 | 25 | 64 | 11 | 18 | 2 | 8 | 200 |

TOTAL FG% 1st Half: 14-32 43.8% 2nd Half: 10-24 41.7% **Game: 42.9%** **DB**
3-Pt. FG% 1st Half: 6-9 66.7% 2nd Half: 1-8 12.5% **Game: 41.2%** **REBS**
F Throw % 1st Half: 0-3 0.0% 2nd Half: 9-12 75.0% **Game: 60.0%** **2**

| Player | fg-a | 3fg-a | ft-a | reb | pf | tp | a | to | blk | s | min |
|------------------|-------|-------|------|-----|----|----|---|----|-----|---|-----|
| Randolph, A. f | 7-16 | 0-0 | 5-7 | 5 | 4 | 19 | 0 | 2 | 0 | 1 | 32 |
| Johnson, Chris c | 2-9 | 0-2 | 2-4 | 15 | 3 | 6 | 0 | 4 | 7 | 0 | 38 |
| Thornton, M. g | 12-21 | 5-7 | 7-12 | 10 | 1 | 36 | 2 | 3 | 1 | | |



Anthony Randolph

Forward • 6-10 • 205 • Freshman • HS • Dallas, Texas • Woodrow Wilson HS

3

Top Performances

Points

Season: 24, twice
 Career: 24, twice

Rebounds

Season: 19, at Vandy, 1/19/08
 Career: 19, at Vandy, 1/19/08

Field Goals Made

Season: 10, twice
 Career: 10, twice

3 PT FG Made

Season: 1, twice
 Career: 1, twice

Free Throws Made

Season: 8, vs. Oregon St., 12/22/07
 Career: 8, vs. Oregon St., 12/22/07

Assists

Season: 4, twice
 Career: 4, twice

Blocks

Season: 6, vs. SLU, 11/12/07
 Career: 6, vs. SLU, 11/12/07

Steals

Season: 4, three times
 Career: 4, three times

Minutes Played

Season: 40, vs. Arkansas, 1/26/08
 Career: 40, vs. Arkansas, 1/26/08

Top Career Scoring Games

- 24 vs. Kentucky, 2/16/08
- 24 vs. Southern, 11/30/07
- 22 at Florida, 2/13/08
- 21 at Auburn, 1/30/08
- 21 vs. Arizona State, 11/21/07
- 21 vs. Chaminade, 11/20/07
- 20 at South Carolina, 2/27/08
- 19 vs. Georgia, 3/2/08
- 19 vs. Southeastern La., 11/12/07
- 18 at Ole Miss, 1/12/08

SEC Freshman of the Week, Nov. 19

Jay Bilas' ESPN.com All-Maui Team, Nov. 21

SEC Freshman of the Week, Feb. 4

Freshman Season (2007-08)

Eighth double double at S. Carolina (2/27) ... 20 points 10 boards, seventh game of 20 or more ... Had seventh double up in win vs. Ole Miss (2/23), 15 points, 11 rebounds ... 16 points, 4 blocks at Arkansas (2/20) ... Had sixth double double at Kentucky with 24 points and 14 rebounds (2/16) ... Topped 20 in both conference wins -- 22 at Florida (2/13) ... 11-game double figure scoring streak snapped vs. Tennessee (2/9) ... Earns second freshman of the week honors after Auburn-Alabama week ... Had fifth double double against Alabama (2/2) and 11th straight double figure scoring game ... Fourth 20-point, 10th straight double figure game with 21 at Auburn (1/30), 17 in the second half ... Ninth straight double figure scoring game with 14 vs. Arkansas (1/26), first game to play all 40 minutes ... Season rebounding high of 19 as he gets a double double for the second consecutive Saturday at Vandy (1/19) ... Third double double of the season against 16th-ranked Ole Miss (1/12), 18 points, 11 rebounds, 8-of-14 from the field ... Fifth straight double figure game of 10 in SEC opener vs. Mississippi State (1/9) ... Fourth straight double figure game with 16 at Texas A&M (1/5), playing most minutes of his career at 37 ... Third straight double figure game with 15 against Tulane (1/2) ... Ten points, nine boards against Washington, first game with no blocks (12/29) ... Eighth double figure scoring game with 14 against Oregon State (12/22) ... With four blocks against Northwestern State (12/15), blocked 13 shots last three games ... Rebounded from off-night against Nicholls State (11/28) to record career high 24 points and second double double with 11 boards against Southern (11/30) ... 21 points in Maui versus Chaminade (11/20) and Arizona State (11/21) ... Named SEC Freshman of the Week (11/19) games ... Strong debut with his first double double against Southeastern (11/12) 19 points, 13 rebounds.


Randolph's Game-by-Game Statistics

2007-08

| OPPONENT | MIN | FG | 3FG | FT | REB | PF/D | A | TO | BLK | STL | PTS |
|-------------------|-----|-------|-----|------|-----|------|---|----|-----|-----|-----|
| Southeastern La. | 33 | 7-11 | 1-2 | 4-6 | 13 | 2/0 | 2 | 2 | 6 | 4 | 19 |
| McNeese State | 29 | 5-9 | 0-1 | 2-4 | 7 | 3/0 | 3 | 2 | 1 | 2 | 12 |
| Oklahoma State | 26 | 2-5 | 0-1 | 1-2 | 5 | 4-0 | 2 | 5 | 3 | 0 | 5 |
| Chaminade | 32 | 9-14 | 0-0 | 3-4 | 9 | 2-0 | 2 | 4 | 2 | 1 | 21 |
| Arizona State | 34 | 8-14 | 0-2 | 5-6 | 7 | 2-0 | 1 | 0 | 2 | 1 | 21 |
| Nicholls State | 21 | 3-6 | 0-1 | 0-0 | 7 | 2-0 | 1 | 2 | 3 | 3 | 6 |
| Southern | 26 | 10-14 | 1-2 | 3-5 | 11 | 1-0 | 1 | 3 | 5 | 0 | 24 |
| Villanova | 27 | 5-10 | 0-1 | 2-3 | 6 | 5-0 | 1 | 4 | 4 | 1 | 12 |
| Northwestern St. | 28 | 3-9 | 0-1 | 7-10 | 8 | 1-0 | 4 | 1 | 4 | 1 | 13 |
| Wichita State | 28 | 3-13 | 0-1 | 0-1 | 3 | 2-0 | 1 | 0 | 2 | 4 | 6 |
| Oregon State | 35 | 3-10 | 0-0 | 8-12 | 9 | 3-0 | 0 | 3 | 1 | 2 | 14 |
| Washington | 36 | 2-11 | 0-0 | 6-6 | 9 | 3-0 | 0 | 3 | 0 | 3 | 10 |
| Tulane | 35 | 5-11 | 0-0 | 5-6 | 9 | 4-0 | 1 | 1 | 3 | 0 | 15 |
| Texas A&M | 37 | 7-17 | 0-2 | 2-6 | 7 | 4-0 | 0 | 2 | 2 | 0 | 16 |
| Mississippi St. | 26 | 4-13 | 0-0 | 2-5 | 9 | 3-0 | 0 | 2 | 2 | 0 | 10 |
| Ole Miss | 39 | 8-14 | 0-0 | 2-5 | 11 | 1-0 | 1 | 3 | 3 | 1 | 18 |
| Auburn | 32 | 6-9 | 0-0 | 0-2 | 5 | 2-0 | 4 | 5 | 0 | 1 | 12 |
| Vanderbilt | 37 | 4-12 | 0-0 | 6-6 | 19 | 3-0 | 3 | 4 | 1 | 0 | 14 |
| Arkansas | 40 | 5-16 | 0-1 | 4-4 | 8 | 4-0 | 0 | 5 | 4 | 1 | 14 |
| Auburn | 31 | 9-15 | 0-0 | 3-4 | 6 | 4-0 | 2 | 3 | 2 | 0 | 21 |
| Alabama | 34 | 4-14 | 0-0 | 5-6 | 12 | 1-0 | 1 | 4 | 2 | 1 | 13 |
| Tennessee | 30 | 3-8 | 0-1 | 0-1 | 8 | 3-0 | 1 | 3 | 1 | 0 | 6 |
| Florida | 38 | 10-16 | 0-0 | 2-6 | 5 | 2-0 | 1 | 4 | 2 | 1 | 22 |
| Kentucky | 38 | 9-16 | 0-0 | 6-8 | 14 | 3-0 | 0 | 4 | 1 | 4 | 24 |
| Arkansas | 36 | 6-14 | 0-1 | 4-7 | 7 | 4-0 | 0 | 4 | 4 | 0 | 16 |
| Ole Miss | 31 | 6-14 | 0-0 | 3-3 | 11 | 2-0 | 3 | 2 | 4 | 1 | 15 |
| South Carolina | 34 | 7-17 | 0-0 | 6-6 | 10 | 2-0 | 0 | 3 | 0 | 1 | 20 |
| Georgia | 32 | 7-16 | 0-0 | 5-7 | 5 | 4-0 | 0 | 2 | 0 | 1 | 19 |
| Alabama | | | | | | | | | | | |
| Mississippi State | | | | | | | | | | | |

Anthony Randolph's Career Stats

| YEAR | GP-GS | MIN/AVG | FG-FGA | PCT. | 3FG-FGA | PCT. | FT-FTA | PCT. | REB-AVG | PF-FO | AST | TO | BLK | STL | PTS-AVG. |
|---------------|--------------|-----------------|----------------|-------------|-------------|-------------|---------------|-------------|----------------|-------------|-----------|-----------|-----------|-----------|-----------------|
| 07-08 | 28-28 | 905/32.3 | 160-348 | .460 | 2-17 | .118 | 96-141 | .681 | 240-8.6 | 76-1 | 35 | 80 | 64 | 34 | 418-14.9 |
| Totals | 28-28 | 905/32.3 | 160-348 | .460 | 2-17 | .118 | 96-141 | .681 | 240-8.6 | 76-1 | 35 | 80 | 64 | 34 | 418-14.9 |



Marcus Thornton

Guard * 6-4 * 198 * Junior * JC * Baton Rouge, La. * Kilgore College

5

Top Performances

Points

Season: 38, at Auburn, 1/30/08
 Career: 38, at Auburn, 1/30/08

Rebounds

Season: 13, at Villanova, 12/6/07
 Career: 13, at Villanova, 12/6/07

Field Goals Made

Season: 14, at Auburn, 1/30/08
 Career: 14, at Auburn, 1/30/08

3 PT FG Made

Season: 8, at Auburn, 1/30/08
 Career: 8, at Auburn, 1/30/08

Free Throws Made

Season: 7, vs. SLU, 11/12/07
 Career: 7, vs. SLU, 11/12/07

Assists

Season: 4, at Tulane, 1/2/08
 Career: 4, at Tulane, 1/2/08

Blocks

Season: 1, five
 Career: 1, five times

Steals

Season: 4, twice
 Career: 4, twice

Minutes Played

Season: 40, twice
 Career: 40, twice

Top Career Scoring Games

- 38 at Auburn, 1/30/08
- 36 vs. Georgia, 3/2/08
- 27 at Vanderbilt, 1/19/08
- 27 vs. Auburn, 1/16/08
- 27 vs. SLU, 11/12/07
- 25 at Ole Miss, 1/12/08
- 24 vs. Nicholls State, 11/28/07
- 24 vs. McNeese, 11/14/07
- 22 three times

Junior Season (2007-08)

Had his second 30-plus game of the season with 36 vs. Georgia (3/2) ... First player with two 30-point games in a season for LSU since 1996 ... Tremendous return with 17 points, including LSU's first 10 against Ole Miss (2/23) ... Hip flexor limits him to four minutes at Arkansas (2/20), damaging chances to win SEC scoring title ... Double figure scoring streak stopped at 10, scoring nine against Kentucky (2/16) ... Hit 20 points for the 14th time this season and seventh time in the last eight games in 20-point effort at Florida (2/13) ... Increased double figure scoring streak to now current team best nine games, but 20-point scoring streak snapped vs. Tennessee (2/9) ... Sixth straight game of 20 or more with 22 at Alabama (2/2) ... Posted the biggest single SEC-vs. SEC scoring game (38) in almost 13 years at Auburn (1/30), hitting eight treys including the game winner with three seconds left to give LSU an 81-80 victory ... Late trey gave him four straight at 20 or better with 20 vs. Arkansas (1/26) ... Three straight 20 point games with another 27 point effort, this time on the road at Vandy (1/19) ... Equaled season-opening high of 27 against Auburn (1/16), had 6 treys for the second times this year ... Made 4-of-9 second half treys and scored 25 to key comeback that nearly resulted in win over ranked Ole Miss on the road (1/12) ... Double figure scoring streak snapped against Tulane (1/2) ... Hit six three-pointers in seventh 20-point game against Oregon State (12/21) ... Third double double of the season at Wichita State (12/19) ... Sixth 20-plus point game against Northwestern State (12/15) ... Second double double at Villanova (12/6) ... Back-to-back 20-point games with 22 points against Southern (11/30) after 24 against Nicholls State (11/28) ... Hit three-pointer that forced overtime and was ESPN's No. 2 play of the day in OT loss against Arizona State (11/21) ... Opens season with three-consecutive 20-point games -- 20 against Oklahoma State (11/19) ... Posted back-to-back 20-plus games with 24 against McNeese (11/14)

Thornton's Game-by-Game Statistics

2007-08

| OPPONENT | MIN | FG | 3FG | FT | REB | PF/D | A | TO | BLK | STL | PTS |
|-------------------|-----|-------|------|------|-----|------|---|----|-----|-----|-----|
| Southeastern La. | 34 | 8-14 | 4-7 | 7-9 | 2 | 0/0 | 2 | 2 | 0 | 2 | 27 |
| McNeese State | 37 | 8-16 | 2-8 | 6-7 | 3 | 1-0 | 2 | 3 | 1 | 1 | 24 |
| Oklahoma State | 31 | 6-14 | 2-6 | 6-6 | 3 | 3-0 | 1 | 0 | 1 | 1 | 20 |
| Chaminade | 29 | 2-12 | 0-4 | 0-2 | 2 | 3-0 | 0 | 1 | 1 | 2 | 4 |
| Arizona State | 40 | 7-19 | 4-12 | 0-0 | 12 | 4-0 | 1 | 5 | 0 | 1 | 18 |
| Nicholls State | 35 | 9-15 | 4-8 | 2-3 | 6 | 1-0 | 1 | 2 | 1 | 0 | 24 |
| Southern | 32 | 9-15 | 4-7 | 0-0 | 7 | 1-0 | 3 | 1 | 0 | 4 | 22 |
| Villanova | 38 | 6-15 | 1-6 | 2-2 | 13 | 3-0 | 2 | 2 | 0 | 1 | 15 |
| Northwestern St. | 24 | 7-15 | 4-10 | 4-5 | 5 | 2-0 | 2 | 2 | 1 | 3 | 22 |
| Wichita State | 38 | 3-13 | 0-6 | 6-6 | 11 | 3-0 | 2 | 3 | 0 | 0 | 12 |
| Oregon State | 30 | 6-17 | 6-10 | 2-2 | 6 | 3-0 | 1 | 2 | 0 | 2 | 20 |
| Washington | 33 | 7-15 | 0-4 | 4-4 | 8 | 3-0 | 2 | 4 | 0 | 2 | 18 |
| Tulane | 32 | 3-8 | 0-5 | 1-2 | 1 | 4-0 | 4 | 1 | 1 | 2 | 7 |
| Texas A&M | 37 | 5-16 | 0-3 | 2-2 | 7 | 2-0 | 0 | 1 | 0 | 1 | 12 |
| Mississippi St. | 33 | 2-14 | 2-6 | 6-6 | 7 | 1-0 | 0 | 1 | 0 | 1 | 12 |
| Ole Miss | 38 | 9-20 | 4-10 | 3-6 | 3 | 3-0 | 2 | 1 | 0 | 1 | 25 |
| Auburn | 38 | 8-20 | 6-16 | 5-6 | 6 | 2-0 | 0 | 5 | 0 | 3 | 27 |
| Vanderbilt | 38 | 10-21 | 2-6 | 5-6 | 6 | 3-0 | 2 | 5 | 0 | 0 | 27 |
| Arkansas | 33 | 7-20 | 4-9 | 2-2 | 5 | 2-0 | 0 | 1 | 0 | 1 | 20 |
| Auburn | 39 | 14-23 | 8-15 | 2-2 | 7 | 2-0 | 1 | 0 | 0 | 1 | 38 |
| Alabama | 36 | 7-19 | 4-11 | 4-4 | 3 | 2-0 | 1 | 4 | 0 | 1 | 22 |
| Tennessee | 28 | 5-11 | 1-4 | 1-2 | 7 | 4-0 | 0 | 6 | 1 | 1 | 12 |
| Florida | 35 | 8-11 | 4-7 | 0-0 | 3 | 1-0 | 1 | 1 | 0 | 4 | 20 |
| Kentucky | 36 | 4-14 | 1-4 | 0-0 | 5 | 3-0 | 1 | 1 | 0 | 1 | 9 |
| Arkansas | 4 | 1-3 | 0-0 | 0-0 | 1 | 0-0 | 0 | 0 | 0 | 0 | 2 |
| Ole Miss | 26 | 6-15 | 3-10 | 2-2 | 4 | 1-0 | 1 | 1 | 0 | 0 | 17 |
| South Carolina | 34 | 4-12 | 2-8 | 4-4 | 7 | 0-0 | 1 | 4 | 0 | 0 | 14 |
| Georgia | 39 | 12-21 | 5-7 | 7-12 | 10 | 1-0 | 2 | 3 | 1 | 1 | 36 |
| Alabama | | | | | | | | | | | |
| Mississippi State | | | | | | | | | | | |

Marcus Thornton's Career Stats

| YEAR | GP-GS | MIN/AVG | FG-FGA | PCT. | 3FG-FGA | PCT. | FT-FTA | PCT. | REB-AVG | PF-FO | AST | TO | BLK | STL | PTS-AVG. |
|---------------|--------------|-----------------|----------------|-------------|---------------|-------------|---------------|-------------|----------------|-------------|-----------|-----------|----------|-----------|-----------------|
| 07-08 | 28-27 | 927/33.1 | 183-428 | .428 | 77-209 | .368 | 83-102 | .814 | 160-5.7 | 58-0 | 35 | 62 | 8 | 37 | 526-18.8 |
| Totals | 28-27 | 927/33.1 | 183-428 | .428 | 77-209 | .368 | 83-102 | .814 | 160-5.7 | 58-0 | 35 | 62 | 8 | 37 | 526-18.8 |



Greg Terrebonne

Guard • 6-0 • 205 • Sophomore • 1VL • Galliano, La. • South Lafourche HS

10

Top Performances

Points

Season: 2, twice
 Career: 2, twice

Rebounds

Season:
 Career: 1, three times

Field Goals Made

Season: 1, vs. Southern, 11/30/07
 Career: 1, vs. Southern, 11/30/07

3 PT FG Made

Season:
 Career:

Free Throws Made

Season: 2, vs. Ole Miss, 2/23/08
 Career: 2, vs. Ole Miss, 2/23/08

Assists

Season: 2, vs. Southern, 11/30/07
 Career: 2, vs. Southern, 11/30/07

Blocks

Season:
 Career:

Steals

Season:
 Career: 1, vs. Wright St., 12/27/06

Minutes Played

Season: 2, four times
 Career: 2, four times

Top Career Scoring Games

- 2 vs. Ole Miss, 2/23/08
- 2 vs. Southern, 11/30/07

Sophomore Season (2007-08)

Made his first appearance since the Northwestern State game (12/15) against Ole Miss, scoring his first points in an SEC game (2/23) ... Much to crowd's delight got first college points against Southern (11/30) at the buzzer ... Saw first action against Nicholls State (11/29) ... Scored two points in final two minutes of exhibition, his first points scored on the LSU court.


Terrebonne's Game-by-Game Statistics

2007-08

| OPPONENT | MIN | FG | 3FG | FT | REB | PF/D | A | TO | BLK | STL | PTS |
|-------------------|-----|-----|-----|-----|-----|------|---|----|-----|-----|-----|
| Southeastern La. | DNP | | | | | | | | | | |
| McNeese State | DNP | | | | | | | | | | |
| Oklahoma State | DNP | | | | | | | | | | |
| Chaminade | DNP | | | | | | | | | | |
| Arizona State | DNP | | | | | | | | | | |
| Nicholls State | 2 | 0-0 | 0-0 | 0-0 | 0 | 0-0 | 0 | 1 | 0 | 0 | 0 |
| Southern | 2 | 1-3 | 0-0 | 0-0 | 0 | 0-0 | 2 | 0 | 0 | 0 | 2 |
| Villanova | DNP | | | | | | | | | | |
| Northwestern St. | 2 | 0-0 | 0-0 | 0-0 | 0 | 0-0 | 0 | 0 | 0 | 0 | 0 |
| Wichita State | DNP | | | | | | | | | | |
| Oregon State | DNP | | | | | | | | | | |
| Washington | DNP | | | | | | | | | | |
| Tulane | DNP | | | | | | | | | | |
| Texas A&M | DNP | | | | | | | | | | |
| Mississippi St. | DNP | | | | | | | | | | |
| Ole Miss | DNP | | | | | | | | | | |
| Auburn | DNP | | | | | | | | | | |
| Vanderbilt | DNP | | | | | | | | | | |
| Arkansas | DNP | | | | | | | | | | |
| Auburn | DNP | | | | | | | | | | |
| Alabama | DNP | | | | | | | | | | |
| Tennessee | DNP | | | | | | | | | | |
| Florida | DNP | | | | | | | | | | |
| Kentucky | DNP | | | | | | | | | | |
| Arkansas | DNP | | | | | | | | | | |
| Ole Miss | 2 | 0-0 | 0-0 | 2-2 | 0 | 0-0 | 0 | 0 | 0 | 0 | 2 |
| South Carolina | DNP | | | | | | | | | | |
| Georgia | | | | | | | | | | | |
| Alabama | | | | | | | | | | | |
| Mississippi State | | | | | | | | | | | |

Greg Terrebonne's Career Stats

| YEAR | GP-GS | MIN/AVG | FG-FGA | PCT. | 3FG-FGA | PCT. | FT-FTA | PCT. | REB.-AVG | PF-FO | AST | TO | BLK | STL | PTS-AVG. |
|---------------|------------|---------------|------------|-------------|------------|-------------|------------|--------------|--------------|------------|----------|----------|----------|----------|--------------|
| 06-07 | 5-0 | 7/1.4 | 0-0 | .000 | 0-0 | .000 | 3-0.6 | .000 | 0-0 | 1 | 1 | 0 | 1 | 0-0.0 | |
| 07-08 | 4-0 | 8/2.0 | 1-3 | .333 | 0-0 | .000 | 2-2 | 1.000 | 0-0.0 | 0-0 | 2 | 1 | 0 | 0 | 4-1.0 |
| Totals | 9-0 | 15-1.7 | 1-3 | .333 | 0-0 | .000 | 2-2 | 1.000 | 3-0.3 | 0-0 | 3 | 2 | 0 | 1 | 4-0.4 |



Bo Spencer

Guard • 6-1 • 180 • Freshman • HS • Baton Rouge, La. • Glen Oaks HS

11

Top Performances

Points

Season: 14, vs. Arizona St., 11/21/07
 Career: 14, vs. Arizona St., 11/21/07

Rebounds

Season: 4, vs. Nicholls St., 11/28/07
 Career: 4, vs. Nicholls St., 11/28/07

Field Goals Made

Season: 5, vs. Arizona St., 11/21/07
 Career: 5, vs. Arizona St., 11/21/07

3 PT FG Made

Season: 4, vs. Arizona St., 11/21/07
 Career: 4, vs. Arizona St., 11/21/07

Free Throws Made

Season: 5, vs. NW State, 12/15/07
 Career: 5, vs. NW State, 12/15/07

Assists

Season: 6, vs. Southern, 11/30/07
 Career: 6, vs. Southern, 11/30/07

Blocks

Season: 1, vs. Chaminade, 11/20/07
 Career: 1, vs. Chaminade, 11/20/07

Steals

Season: 2, vs. NW State, 12/15/07
 Career: 2, vs. NW State, 12/15/07

Minutes Played

Season: 34, vs. Arizona St., 11/21/07
 Career: 34, vs. Arizona St., 11/21/07

Top Career Scoring Games

- 14, vs. Arizona State, 11/21/07
- 11, vs. Nicholls State, 11/28/07
- 11, vs. Chaminade, 11/20/07
- 10, vs. Okla. St., 11/19/07
- 9, at Tulane, 1/2/08
- 9, vs. Northwestern State, 12/15/07
- 7, vs. SLU, 11/12/07
- 5, vs. Ole Miss, 2/23/08
- 5, at Villanova, 12/6/07
- 4, twice

Freshman Season (2007-08)


Didn't score but helped run the point for 20 minutes without a turnover in win versus Georgia (3/2) ... 5 points in 14 minutes in the Ole Miss win (2/23) ... Played 17 minutes at Arkansas (2/20), with two assists, no turnovers ... Most minutes played since 21 in first Arkansas game ... Made third start against Arkansas (1/26) ... Had four points, two steals at Vandy (1/19) ... Made first LSU start against A&M (1/5) with four assists in 29 minutes ... Best game since hurting ankle with nine points in 24 minutes against Tulane (1/2) ... Only able to play three minutes against Oregon State (12/21) after spraining ankle in game at Wichita State (12/19) ... Failed to score against Southern (11/30), but had season best six assists, just two turnovers ... Fourth consecutive double figure game (11) against Nicholls (11/28) ... Season best 14 points against Arizona State (11/21) ... Spencer also had 11 against Chaminade (11/20) and 10 versus Oklahoma State (11/19) ... Spencer scored seven in opener vs. Southeastern (11/12) ... Spencer averaged 7.5 points per game in exhibitions, hitting 7-of-9 field goal attempts ... Averaged 8.7 points and 5.3 rebounds in the Canadian exhibition tour, hitting 50 percent from the field.

Spencer's Game-by-Game Statistics 2007-08

| OPPONENT | MIN | FG | 3FG | FT | REB | PF/D | A | TO | BLK | STL | PTS |
|-------------------|-----|-----|-----|-----|-----|------|---|----|-----|-----|-----|
| Southeastern La. | 21 | 3-3 | 1-1 | 0-0 | 1 | 1/0 | 2 | 2 | 0 | 1 | 7 |
| McNeese State | 12 | 0-0 | 0-0 | 2-2 | 1 | 0-0 | 0 | 1 | 0 | 0 | 2 |
| Oklahoma State | 25 | 3-6 | 2-3 | 2-2 | 1 | 2-0 | 4 | 4 | 0 | 1 | 10 |
| Chaminade | 23 | 4-6 | 3-5 | 0-0 | 3 | 2-0 | 2 | 2 | 1 | 0 | 11 |
| Arizona State | 34 | 5-9 | 4-8 | 0-0 | 2 | 3-0 | 3 | 2 | 0 | 0 | 14 |
| Nicholls State | 29 | 3-8 | 3-7 | 2-2 | 4 | 1-0 | 3 | 2 | 0 | 0 | 11 |
| Southern | 26 | 0-3 | 0-3 | 0-0 | 1 | 3-0 | 6 | 2 | 0 | 1 | 0 |
| Villanova | 21 | 1-4 | 1-4 | 2-3 | 1 | 3-0 | 3 | 1 | 0 | 0 | 5 |
| Northwestern St. | 26 | 2-5 | 0-1 | 5-7 | 3 | 0-0 | 3 | 2 | 0 | 2 | 9 |
| Wichita State | 20 | 1-5 | 1-4 | 1-2 | 1 | 1-0 | 0 | 1 | 0 | 1 | 4 |
| Oregon State | 3 | 0-0 | 0-0 | 0-0 | 0 | 0-0 | 1 | 0 | 0 | 0 | 0 |
| Washington | 19 | 0-2 | 0-1 | 0-0 | 1 | 2-0 | 0 | 2 | 0 | 1 | 0 |
| Tulane | 24 | 3-9 | 2-5 | 1-2 | 3 | 3-0 | 2 | 1 | 0 | 1 | 9 |
| Texas A&M | 29 | 1-5 | 0-2 | 0-0 | 1 | 0-0 | 4 | 2 | 0 | 0 | 2 |
| Mississippi St. | 19 | 0-6 | 0-4 | 0-0 | 2 | 0-0 | 0 | 0 | 0 | 0 | 0 |
| Ole Miss | 6 | 0-0 | 0-0 | 0-0 | 1 | 0-0 | 1 | 0 | 0 | 0 | 0 |
| Auburn | 3 | 1-1 | 0-0 | 0-0 | 0 | 2-0 | 0 | 0 | 0 | 0 | 2 |
| Vanderbilt | 12 | 2-4 | 0-0 | 0-0 | 1 | 1-0 | 0 | 1 | 0 | 2 | 4 |
| Arkansas | 21 | 0-5 | 0-4 | 1-2 | 1 | 0-0 | 0 | 0 | 0 | 1 | 1 |
| Auburn | 2 | 0-1 | 0-0 | 0-0 | 0 | 0-0 | 0 | 0 | 0 | 0 | 0 |
| Alabama | 4 | 0-0 | 0-0 | 0-0 | 0 | 0-0 | 1 | 1 | 0 | 1 | 0 |
| Tennessee | 6 | 0-2 | 0-2 | 0-0 | 3 | 0-0 | 0 | 0 | 0 | 0 | 0 |
| Florida | 5 | 0-1 | 0-0 | 0-0 | 0 | 0-0 | 2 | 0 | 0 | 0 | 0 |
| Kentucky | 5 | 0-0 | 0-0 | 0-0 | 0 | 2-0 | 0 | 0 | 0 | 0 | 0 |
| Arkansas | 17 | 1-3 | 1-1 | 0-0 | 2 | 0-0 | 2 | 0 | 0 | 1 | 3 |
| Ole Miss | 14 | 2-6 | 1-2 | 0-0 | 1 | 2-0 | 0 | 0 | 0 | 1 | 5 |
| South Carolina | DNP | | | | | | | | | | |
| Georgia | 20 | 0-3 | 0-1 | 0-0 | 0 | 3-0 | 1 | 0 | 0 | 0 | 0 |
| Alabama | | | | | | | | | | | |
| Mississippi State | | | | | | | | | | | |

Bo Spencer's Career Stats

| YEAR | GP-GS | MIN/AVG | FG-FGA | PCT. | 3FG-FGA | PCT. | FT-FTA | PCT. | REB-AVG | PF-FO | AST | TO | BLK | STL | PTS-AVG. |
|---------------|-------------|-----------------|--------------|-------------|--------------|-------------|--------------|-------------|---------------|-------------|-----------|-----------|----------|-----------|---------------|
| 07-08 | 27-3 | 446-16.5 | 32-97 | .330 | 19-58 | .328 | 16-22 | .727 | 34-1.3 | 31-0 | 40 | 26 | 1 | 14 | 99-3.7 |
| Totals | 27-3 | 446-16.5 | 32-97 | .330 | 19-58 | .328 | 16-22 | .727 | 34-1.3 | 31-0 | 40 | 26 | 1 | 14 | 99-3.7 |



Terry Martin

Guard • 6-6 • 207 • Junior • 1VL • Monroe, La. • Texas Tech

13

Top Performances

Points
 Season: 19, at Tulane, 1/2/08
 Career: 23, vs. Auburn, 1/13/07

Rebounds
 Season: 7, twice
 Career: 7, twice

Field Goals Made
 Season: 7, at Tulane, 1/2/08
 Career: 8, vs. Auburn, 1/13/07

3 PT FG Made
 Season: 4, twice
 Career: 5, twice

Free Throws Made
 Season: 4, twice
 Career: 4, four times

Assists
 Season: 6, vs. Oregon St., 12/21/07
 Career: 6, vs. Oregon St., 12/21/07

Blocks
 Season: 3, vs. Chaminade, 11/20/07
 Career: 3, vs. Chaminade, 11/20/07

Steals
 Season: 1, six times
 Career: 3, at Georgia, 1/2/807

Minutes Played
 Season: 40, vs. Oregon St., 12/21/07
 Career: 40, vs. Oregon St., 12/21/07

Top Career Scoring Games

1. 23 vs. Auburn, 1/13/07
2. 19 at Tulane, 1/2/08
2. 19 vs La. Tech, 12/23/06
4. 18 at Arkansas, 2/20/08
4. 18 vs. Florida, 2/24/07
6. 16 at Kentucky, 2/20/07
6. 16 at Georgia, 1,28,07
8. 15 four times

Junior Season (2007-08)

Failed to hit a field goal for first time in 10 games at S. Carolina (2/27) ... Fourth straight game in double figures with 11 with three assists, no turnovers in Ole Miss win (2/23) ... Just one point off best effort of the season with 19 points at Arkansas (2/20) as he returned to the starting lineup and played 30 minutes ... Second straight double figure scoring game with 12 vs. Kentucky (2/16) ... Ten points, including two treys, off the bench in the win at Florida (2/13) ... Back-to-back double figure games since December after 12 at Alabama (2/2) ... Back in double figures for the first time in seven games with 11 at Auburn (1/30) ... Stopped four game streak without a trey and scored seven points in 20 minutes at Vandy (1/19) ... Double figure scoring streak came to an end at A&M (1/5) with six points ... Maybe playing some of his best LSU basketball with seven straight in double figures with season high 19 against Tulane (1/2) ... Hit at least three treys in five of last six games ... Made it five straight double figure scoring games with 15 against Oregon State (12/21) ... Also played 40 minutes in a game for the first time in career and had six assists and no turnovers against the Beavers ... Extended his double figure scoring streak to four games at Wichita (12/19) ... Back-to-back season high in points after 15 against Northwestern State (12/15) ... Season high in three-pointers (4) and points (14) at Villanova (12/6) ... Third double figure game of 11 against Southern (11/30) ... 13 points against Chaminade with three treys (11/20) ... First double figure game of year with 11 vs. McNeese (11/14) ... Scored six in opener (11/12) ... Averaged 15 points for the exhibition games after hitting 5-of-10 three-point attempts in 17-point effort against EA Sports ... Had 13 points, 5 assists against Belhaven ... Just one turnover ... Played primarily at the point guard position in Canada ... Averaging 13.0 points and 5.3 assists in the three games.

Martin's Game-by-Game Statistics

2007-08

| OPPONENT | MIN | FG | 3FG | FT | REB | PF/D | A | TO | BLK | STL | PTS |
|-------------------|-----|------|------|-----|-----|------|---|----|-----|-----|-----|
| Southeastern La. | 31 | 2-7 | 0-2 | 2-2 | 4 | 3-0 | 3 | 2 | 0 | 1 | 6 |
| McNeese State | 30 | 5-10 | 1-3 | 0-2 | 5 | 0-0 | 2 | 2 | 1 | 1 | 11 |
| Oklahoma State | 24 | 2-9 | 1-6 | 0-0 | 6 | 3-0 | 0 | 2 | 0 | 0 | 5 |
| Chaminade | 33 | 5-12 | 3-8 | 0-1 | 7 | 3-0 | 1 | 1 | 3 | 1 | 13 |
| Arizona State | 27 | 1-8 | 1-7 | 0-0 | 2 | 2-0 | 3 | 3 | 0 | 0 | 3 |
| Nicholls State | 21 | 2-4 | 0-1 | 0-0 | 2 | 2-0 | 1 | 3 | 1 | 0 | 4 |
| Southern | 25 | 4-11 | 2-5 | 1-2 | 7 | 0-0 | 1 | 2 | 0 | 0 | 11 |
| Villanova | 22 | 5-10 | 4-6 | 0-0 | 2 | 1-0 | 2 | 1 | 1 | 1 | 14 |
| Northwestern St. | 29 | 5-11 | 3-6 | 2-2 | 3 | 2-0 | 4 | 2 | 0 | 0 | 15 |
| Wichita State | 27 | 4-10 | 3-6 | 0-0 | 3 | 1-0 | 0 | 4 | 0 | 0 | 11 |
| Oregon State | 40 | 5-18 | 3-11 | 2-2 | 2 | 2-0 | 6 | 0 | 1 | 0 | 15 |
| Washington | 31 | 6-13 | 2-6 | 0-0 | 1 | 3-0 | 2 | 3 | 1 | 0 | 14 |
| Tulane | 35 | 7-17 | 4-9 | 1-1 | 1 | 2-0 | 2 | 2 | 0 | 1 | 19 |
| Texas A&M | 21 | 3-8 | 0-3 | 0-0 | 2 | 2-0 | 1 | 2 | 0 | 0 | 6 |
| Mississippi St. | 26 | 2-11 | 0-4 | 0-0 | 1 | 2-0 | 2 | 0 | 0 | 0 | 4 |
| Ole Miss | 24 | 1-8 | 0-4 | 0-0 | 2 | 1-0 | 1 | 1 | 0 | 0 | 2 |
| Auburn | 18 | 0-3 | 0-2 | 0-0 | 1 | 5-1 | 1 | 0 | 0 | 1 | 0 |
| Vanderbilt | 20 | 3-5 | 1-2 | 0-0 | 3 | 1-0 | 0 | 2 | 0 | 0 | 7 |
| Arkansas | 19 | 1-9 | 0-6 | 0-0 | 1 | 0-0 | 1 | 1 | 0 | 0 | 2 |
| Auburn | 25 | 4-7 | 2-5 | 1-2 | 1 | 0-0 | 1 | 0 | 0 | 0 | 11 |
| Alabama | 26 | 3-7 | 2-5 | 4-4 | 4 | 4-0 | 4 | 1 | 0 | 0 | 12 |
| Tennessee | 27 | 1-7 | 0-5 | 0-0 | 1 | 2-0 | 1 | 3 | 1 | 1 | 2 |
| Florida | 15 | 4-8 | 2-4 | 0-0 | 0 | 0-0 | 0 | 2 | 0 | 0 | 10 |
| Kentucky | 21 | 5-10 | 2-4 | 0-0 | 0 | 0-0 | 2 | 0 | 0 | 0 | 12 |
| Arkansas | 30 | 6-13 | 2-6 | 4-5 | 5 | 2-0 | 1 | 3 | 0 | 0 | 18 |
| Ole Miss | 22 | 3-6 | 2-4 | 3-4 | 2 | 2-0 | 3 | 0 | 0 | 0 | 11 |
| South Carolina | 19 | 0-2 | 0-1 | 0-0 | 3 | 1-0 | 2 | 0 | 0 | 0 | 0 |
| Georgia | 3 | 0-0 | 0-0 | 0-0 | 0 | 0-0 | 0 | 0 | 0 | 0 | 0 |
| Alabama | | | | | | | | | | | |
| Mississippi State | | | | | | | | | | | |

Terry Martin's Career Stats

| YEAR | GP-GS | MIN/AVG | FG-FGA | PCT. | 3FG-FGA | PCT. | FT-FTA | PCT. | REB-AVG | PF-FO | AST | TO | BLK | STL | PTS-AVG. |
|---------------|--------------|------------------|----------------|-------------|---------------|-------------|--------------|-------------|----------------|-------------|-----------|-----------|-----------|-----------|----------------|
| 06-07 | 24-16 | 701/29.2 | 93-227 | .410 | 52-134 | .388 | 15-26 | .577 | 67-2.8 | 37-1 | 35 | 43 | 6 | 11 | 253-10.5 |
| 07-08 | 28-17 | 691/24.7 | 89-244 | .365 | 40-131 | .305 | 20-27 | .741 | 71-2.5 | 46-1 | 47- | 42 | 9 | 7 | 238-8.5 |
| Totals | 52-33 | 1392/26.8 | 182-471 | .386 | 92-265 | .347 | 35-53 | .660 | 138-2.7 | 83-2 | 82 | 85 | 15 | 18 | 491/9.4 |



Garrett Temple

Guard • 6-6 • 195 • Junior • 2VL • Baton Rouge, La. • Univeristy HS

14

Top Performances

Points
 Season: 17, twice
 Career: 18, at Tulane, 12/2/06

Rebounds
 Season: 9, at Alabama, 2/2/08
 Career: 9, at Alabama, 2/2/08

Field Goals Made
 Season: 6, at Ole Miss, 1/12/08
 Career: 7, vs. McNeese, 11/29/06

3 PT FG Made
 Season: 4, at Ole Miss, 1/12/08
 Career: 4, four times

Free Throws Made
 Season: 8, vs. Auburn, 1/16/08
 Career: 8, twice

Assists
 Season: 7, twice
 Career: 7, eight times

Blocks
 Season: 3, at Villanova, 12/6/07
 Career: 4, vs. Auburn, 1/13/07

Steals
 Season: 3, seven times
 Career: 4, twice

Minutes Played
 Season: 40, six times
 Career: 45, vs. Texas, 12/10/06

Top Career Scoring Games

1. 18 at Tulane, 12/2/06
2. 17 vs. Auburn, 1/16/08
2. 17 vs. Oklahoma State, 11/19/07
2. 17 vs. Florida, 2/24/07
2. 17 at Oregon State, 12/17/06
2. 17 vs. McNeese State, 11/29/06
7. 16 at Ole Miss, 1/12/08
7. 16 at Mississippi State, 2/3/07
7. 16 vs. Nicholls State, 11/17/06
10. 14 three times

Junior Season (2007-08)

Another all-around 40-minute game with seven points, seven rebounds, four assists, two blocks and three steals in win vs. Georgia (3/2) ... Put the defensive clamps on SC's Devan Downey holding him to six points and scored 11 himself in a 40-minute effort in the Carolina win (2/27) ... Practically willed the team to victory at Florida (2/13), coming off the floor with a blood all over his face after a fall cut his lip, only to return to lead stop a Florida rally ... Career high nine rebounds at Alabama (2/2) ... For the second time this season and eighth time in career, posted seven assists (just one turnover) in the win at Auburn (1/30) ... Also equaled career high in rebounds for the fifth time with eight ... Posted a third consecutive double figure scoring game at Vandy (1/19) ... Made 9-of-16 treys in last five games and had back-to-back double figure scoring games after 17 points vs. Auburn (1/16) ... Point total equaled season high from OSU game in Maui ... Moved back to point guard position and delivered with 16 points, with four treys at Ole Miss (1/12) ... First game at power forward because of injuries at A&M (1/5) ... For second straight game, hit two treys ... Hit two key treys against Tulane (1/2) to keep the Tigers in position late in the game ... Season high rebounds vs. Oregon State (12/21) ... Six assists at Villanova (12/6) ... Had 11 points and career equaling seven assists in loss at Arizona State ... Just one point off his career high with 17 against Oklahoma State (11/19) ... Came off the bench and had nine points in 30 minutes against McNeese (11/14) ... Failed to score in opener (11/12) ... Three points, four blocks in 19 minutes against Belhaven ... Temple did not play on the Canadian trip as he recovered from an ankle injury originally hurt on summer China trip and aggravated during a pickup game.

Temple's Game-by-Game Statistics

2007-08

| OPPONENT | MIN | FG | 3FG | FT | REB | PF/D | A | TO | BLK | STL | PTS |
|-------------------|-----|------|-----|-----|-----|------|---|----|-----|-----|-----|
| Southeastern La. | 29 | 0-1 | 0-1 | 0-2 | 1 | 3-0 | 1 | 2 | 0 | 0 | 0 |
| McNeese State | 30 | 3-4 | 0-1 | 3-4 | 2 | 2-0 | 2 | 0 | 2 | 1 | 9 |
| Oklahoma State | 34 | 4-7 | 3-5 | 6-6 | 3 | 4-0 | 5 | 4 | 1 | 1 | 17 |
| Chaminade | 35 | 3-7 | 1-3 | 2-4 | 4 | 2-0 | 4 | 2 | 1 | 3 | 9 |
| Arizona State | 40 | 2-4 | 1-2 | 6-6 | 5 | 4-0 | 7 | 4 | 1 | 1 | 11 |
| Nicholls State | 32 | 0-2 | 0-2 | 0-1 | 3 | 2-0 | 2 | 2 | 1 | 3 | 0 |
| Southern | 24 | 1-2 | 0-1 | 1-2 | 4 | 3-0 | 3 | 1 | 0 | 1 | 3 |
| Villanova | 39 | 2-6 | 1-4 | 3-4 | 3 | 3-0 | 6 | 4 | 3 | 3 | 8 |
| Northwestern St. | 31 | 1-2 | 0-0 | 2-2 | 6 | 3-0 | 2 | 5 | 1 | 2 | 4 |
| Wichita State | 31 | 3-7 | 0-4 | 0-0 | 2 | 3-0 | 2 | 1 | 1 | 0 | 6 |
| Oregon State | 40 | 1-3 | 0-1 | 2-2 | 7 | 1-0 | 5 | 2 | 2 | 2 | 4 |
| Washington | 32 | 0-3 | 0-1 | 0-0 | 3 | 2-0 | 5 | 4 | 1 | 0 | 0 |
| Tulane | 33 | 2-2 | 2-2 | 0-0 | 4 | 1-0 | 2 | 2 | 0 | 0 | 6 |
| Texas A&M | 32 | 3-4 | 2-2 | 0-0 | 3 | 5-1 | 2 | 3 | 1 | 0 | 8 |
| Mississippi St. | 37 | 2-7 | 0-1 | 0-0 | 3 | 2-0 | 1 | 3 | 1 | 2 | 4 |
| -Ole Miss | 35 | 6-11 | 4-8 | 0-0 | 6 | 3-0 | 3 | 1 | 1 | 1 | 16 |
| Auburn | 40 | 4-7 | 1-3 | 8-9 | 5 | 2-0 | 4 | 1 | 0 | 1 | 17 |
| Vanderbilt | 37 | 3-6 | 0-2 | 4-5 | 4 | 2-0 | 3 | 3 | 2 | 0 | 10 |
| Arkansas | 25 | 1-6 | 0-2 | 0-0 | 3 | 4-0 | 4 | 2 | 0 | 1 | 2 |
| Auburn | 39 | 0-4 | 0-3 | 1-2 | 8 | 3-0 | 7 | 1 | 0 | 0 | 1 |
| Alabama | 40 | 2-6 | 1-2 | 2-2 | 9 | 2-0 | 5 | 5 | 0 | 3 | 7 |
| Tennessee | 36 | 1-3 | 1-3 | 0-0 | 1 | 4-0 | 2 | 2 | 0 | 1 | 3 |
| Florida | 34 | 3-6 | 1-3 | 3-4 | 2 | 2-0 | 5 | 2 | 0 | 2 | 10 |
| Kentucky | 38 | 2-6 | 2-5 | 2-2 | 5 | 3-0 | 2 | 2 | 0 | 3 | 8 |
| Arkansas | 40 | 2-8 | 0-2 | 4-6 | 7 | 3-0 | 6 | 3 | 0 | 3 | 8 |
| Ole Miss | 28 | 2-5 | 1-2 | 1-1 | 6 | 4-0 | 4 | 2 | 2 | 0 | 6 |
| South Carolina | 40 | 5-8 | 1-1 | 0-0 | 3 | 3-0 | 2 | 2 | 1 | 1 | 11 |
| Georgia | | | | | | | | | | | |
| Alabama | | | | | | | | | | | |
| Mississippi State | | | | | | | | | | | |

Garrett Temple's Career Stats

| YEAR | GP-GS | MIN/AVG | FG-FGA | PCT. | 3FG-FGA | PCT. | FT-FTA | PCT. | REB-AVG | PF-FO | AST | TO | BLK | STL | PTS-AVG. |
|---------------|--------------|------------------|----------------|-------------|---------------|-------------|----------------|-------------|----------------|--------------|------------|------------|-----------|------------|----------------|
| 05-06 | 36-35 | 1207/33.5 | 65-194 | .335 | 27-109 | .248 | 25-37 | .676 | 94-2.6 | 87-2 | 99 | 70 | 31 | 38 | 182-5.1 |
| 06-07 | 32-32 | 1099/34.3 | 91-230 | .396 | 35-130 | .269 | 57-70 | .814 | 118-3.7 | 79-1 | 138 | 83 | 34 | 52 | 274-8.6 |
| 07-08 | 28-26 | 971/34.7 | 60-144 | .417 | 22-68 | .324 | 53-67 | .791 | 119-4.3 | 79-1 | 100 | 66 | 24 | 38 | 195-7.0 |
| Totals | 96-93 | 3277/34.1 | 216-568 | .380 | 84-307 | .274 | 135-174 | .776 | 331-3.4 | 245-4 | 337 | 219 | 89 | 128 | 651-6.8 |



Garrett Green

Forward • 6-10 • 218 • Freshman • HS • Woodland Hills, Calif. • Taft HS

20

Top Performances

Points

Season: 6, vs. Oregon St., 12/21/07
 Career: 6, vs. Oregon St., 12/21/07

Rebounds

Season: 8, vs. Southern, 11/30/07
 Career: 8, vs. Southern, 11/30/07

Field Goals Made

Season: 2, five times
 Career: 2, five times

3 PT FG Made

Season: 1, twice
 Career: 1, twice

Free Throws Made

Season: 1, three times
 Career: 1, three times

Assists

Season: 1, three times
 Career: 1, three times

Blocks

Season: 2, vs. Okla. St., 11/19/07
 Career: 2, vs. Okla. St., 11/19/07

Steals

Season: 1, vs. Okla. St., 11/19/07
 Career: 1, vs. Okla. St., 11/19/07

Minutes Played

Season: 22, at Texas A&M, 1/5/08
 Career: 22, at Texas A&M, 1/5/08

Top Career Scoring Games

1. 6 vs. Oregon State, 12/21/07
2. 4 at Texas A&M, 1/5/07
2. 4 vs. Washington, 12/29/07
2. 4 vs. Southern, 11/30/07
2. 4 vs. Nicholls State, 11/28/07
6. 3 vs. Tennessee, 2/9/08
6. 3 at Vanderbilt, 1/19/08
8. 2 five times

Freshman Season (2007-08)

Two points in five minutes in the Carolina win (2/27) ... Saw his first action since the Arkansas game, hitting his second three-pointer of the year against Tennessee (2/9) ... Made his first career start at Ole Miss (1/12) ... Career night in minutes with 24 against A&M (1/5), scoring four points ... Scored 4 sporting new short hair cut against Washington (12/29) ... Played more minutes (18) at Wichita State, (12/19) Equaled career high in points and upped high in rebounds against Southern (11/30) ... Scored first field goal of career against Chaminade (11/20) ... Played 17 minutes on his first venture onto the court in Maui (11/19) ... Made his only field goal attempt against EA Sports ... Green was 1-of-4 with four points in 12 minutes against Belhaven ... Green did not play in Canada while the coaches were deciding on redshirt possibility for 2007-08.


Green's Game-by-Game Statistics

2007-08

| OPPONENT | MIN | FG | 3FG | FT | REB | PF/D | A | TO | BLK | STL | PTS |
|-------------------|-----|-----|-----|-----|-----|------|---|----|-----|-----|-----|
| Southeastern La. | DNP | | | | | | | | | | |
| McNeese State | DNP | | | | | | | | | | |
| Oklahoma State | 17 | 0-1 | 0-0 | 1-2 | 2 | 5-1 | 1 | 2 | 2 | 1 | 1 |
| Chaminade | 14 | 1-2 | 0-0 | 0-0 | 4 | 0-0 | 1 | 0 | 0 | 0 | 2 |
| Arizona State | 7 | 1-1 | 0-0 | 0-0 | 0 | 4-0 | 0 | 0 | 0 | 0 | 2 |
| Nicholls State | 7 | 2-3 | 0-0 | 0-1 | 5 | 0-0 | 0 | 2 | 0 | 0 | 4 |
| Southern | 13 | 2-2 | 0-0 | 0-0 | 8 | 2-0 | 0 | 0 | 0 | 0 | 4 |
| Villanova | 3 | 0-0 | 0-0 | 0-0 | 0 | 3-0 | 0 | 0 | 0 | 0 | 0 |
| Northwestern St. | 11 | 1-3 | 0-0 | 0-0 | 1 | 1-0 | 0 | 2 | 0 | 0 | 2 |
| Wichita State | 18 | 1-2 | 0-0 | 0-0 | 1 | 2-0 | 0 | 0 | 1 | 0 | 2 |
| Oregon State | 16 | 2-4 | 1-1 | 1-2 | 1 | 2-0 | 0 | 0 | 0 | 0 | 6 |
| Washington | 9 | 2-2 | 0-0 | 0-0 | 2 | 2-0 | 0 | 1 | 0 | 0 | 4 |
| Tulane | 10 | 0-0 | 0-0 | 0-0 | 2 | 1-0 | 0 | 2 | 0 | 0 | 0 |
| Texas A&M | 24 | 2-6 | 0-0 | 0-0 | 4 | 4-0 | 1 | 0 | 0 | 0 | 4 |
| Mississippi St. | 12 | 1-2 | 0-0 | 0-0 | 0 | 1-0 | 0 | 0 | 0 | 0 | 2 |
| Ole Miss | 13 | 1-4 | 0-1 | 0-0 | 1 | 3-0 | 0 | 0 | 0 | 0 | 2 |
| Auburn | 5 | 0-1 | 0-0 | 0-0 | 0 | 1-0 | 0 | 1 | 0 | 0 | 0 |
| Vanderbilt | 17 | 1-4 | 0-0 | 1-2 | 2 | 4-0 | 0 | 0 | 0 | 0 | 3 |
| Arkansas | 4 | 0-0 | 0-0 | 0-0 | 1 | 1-0 | 0 | 0 | 0 | 0 | 0 |
| Auburn | DNP | | | | | | | | | | |
| Alabama | DNP | | | | | | | | | | |
| Tennessee | 8 | 1-2 | 1-1 | 0-0 | 1 | 0-0 | 0 | 1 | 1 | 0 | 3 |
| Florida | DNP | | | | | | | | | | |
| Kentucky | 4 | 0-1 | 0-0 | 0-0 | 1 | 0-0 | 0 | 0 | 0 | 0 | 0 |
| Arkansas | 6 | 0-0 | 0-0 | 0-0 | 0 | 3-0 | 0 | 0 | 0 | 0 | 0 |
| Ole Miss | 6 | 0-2 | 0-0 | 0-0 | 2 | 1-0 | 0 | 0 | 0 | 0 | 0 |
| South Carolina | 5 | 1-2 | 0-1 | 0-0 | 1 | 0-0 | 0 | 0 | 0 | 0 | 2 |
| Georgia | 6 | 0-2 | 0-1 | 0-0 | 1 | 1-0 | 0 | 0 | 1 | 0 | 0 |
| Alabama | | | | | | | | | | | |
| Mississippi State | | | | | | | | | | | |

Garrett Green's Career Stats

| YEAR | GP-GS | MIN/AVG | FG-FGA | PCT. | 3FG-FGA | PCT. | FT-FTA | PCT. | REB-AVG | PF-FO | AST | TO | BLK | STL | PTS-AVG. |
|---------------|-------------|-----------------|--------------|-------------|------------|-------------|------------|-------------|---------------|-------------|----------|-----------|----------|----------|---------------|
| 07-08 | 23-1 | 235-10.2 | 19-46 | .413 | 2-5 | .400 | 3-7 | .429 | 40-1.7 | 41-1 | 3 | 11 | 5 | 1 | 43-1.9 |
| Totals | 23-1 | 235-10.2 | 19-46 | .413 | 2-5 | .400 | 3-7 | .429 | 40-1.7 | 41-1 | 3 | 11 | 5 | 1 | 43-1.9 |



Chris Johnson

Center • 6-11 • 205 • Junior • 2VL • Montross, Va. • Laurinburg (NC) Prep

21

Top Performances

Points
 Season: 20, twice
 Career: 20, twice

Rebounds
 Season: 15, twice
 Career: 15, twice

Field Goals Made
 Season: 9, vs. Washington, 12/29/07
 Career: 9, vs. Washington, 12/29/07

3 PT FG Made
 Season: 3, at Oklahoma St., 11/19/08
 Career: 3, at Oklahoma St., 11/19/08

Free Throws Made
 Season: 6, three times
 Career: 6, three times

Assists
 Season: 3, twice
 Career: 3, twice

Blocks
 Season: 7, vs. Georgia, 3/2/08
 Career: 7, vs. Georgia, 3/2/08

Steals
 Season: 3, vs. NW St., 12/15/07
 Career: 3, vs. NW St., 12/15/07

Minutes Played
 Season: 40, at S. Carolina, 2/27/08
 Career: 40, at S. Carolina, 2/27/08

Top Career Scoring Games

- 20 at Florida, 2/13/08
- 20 vs. Southern, 11/30/07
- 19 vs. Washington, 12/29/07
- 19 vs. Oklahoma State, 11/19/07
- 18 vs. Chaminade, 11/20/07
- 17 vs. Tennessee, 2/9/08
- 16 vs. Northwestern State, 12/15/07
- 16 vs. Nicholls State, 11/28/07
- 13 at South Carolina, 2/27/08
- 13 at Alabama, 2/2/08
- 13 vs. Alabama, 1/31/07

Jay Bilas' ESPN.com All-Maui Team, Nov. 21
LSU Athlete of the Week, Nov. 22

Junior Season (2007-08)

Seven blocks and 15 rebounds helped Tigers in win over Georgia (3/2) ... Third of season and second consecutive double double with 13 points, 10 rebounds, six blocks in 40 minutes in win at SC (2/27) ... Second double double with 12 points, career high 15 rebounds to go with five blocks in win vs. Ole Miss (2/23) ... Answers Tennessee game with a career high equaling 20 points in win at Florida (2/13) ... Best game since return, scoring 17 vs. Tennessee, hitting 8-of-15 shots (career minutes played 38)(2/9) ... Played 27 minutes off the bench at Alabama (2/2) and had his ninth double figure scoring game with 13 ... After two days of contact practice returned at Auburn (1/30) to play 24 minutes, scoring six points, with three rebounds and two blocks ... Suffered broken right hand early in second half against Tulane (1/2) ... Got scoring touch back in first half against Washington scoring 15 of his 19 points (12/29) ... Double figure scoring streak snapped at seven at Wichita (12/19) ... Scored in double figures in seventh straight game with 16 vs. Northwestern State (12/15) ... Made 18 straight free throws over four games before streak snapped on fifth attempt at Villanova (12/6) ... Career scoring night against Southern (11/30), for second straight game made all six free throw attempts ... Fourth straight double figure game against Nicholls State (11/29) ... Averaged 16 points for the three Maui games ... Back-to-back strong games with his first double-double against Chaminade (11/20) ... Had a career day, hitting three treys and scoring 19 points against Oklahoma State (11/19) ... Moved into the starting lineup against McNeese (11/14) with four points and six blocks.

Johnson's Game-by-Game Statistics 2007-08

| OPPONENT | MIN | FG | 3FG | FT | REB | PF/D | A | TO | BLK | STL | PTS |
|-------------------|---------------|------|-----|-----|-----|------|---|----|-----|-----|-----|
| Southeastern La. | 13 | 1-4 | 0-2 | 0-0 | 2 | 0-0 | 0 | 0 | 1 | 1 | 2 |
| McNeese State | 26 | 2-4 | 0-1 | 0-0 | 3 | 3-0 | 1 | 2 | 6 | 0 | 4 |
| Oklahoma State | 37 | 8-9 | 3-4 | 0-0 | 5 | 2-0 | 1 | 7 | 0 | 0 | 19 |
| Chaminade | 34 | 8-15 | 0-1 | 2-3 | 11 | 1-0 | 1 | 1 | 3 | 1 | 18 |
| Arizona State | 21 | 4-5 | 1-1 | 2-2 | 5 | 5-1 | 1 | 5 | 2 | 1 | 11 |
| Nicholls State | 24 | 5-7 | 0-1 | 6-6 | 6 | 2-0 | 0 | 3 | 3 | 1 | 16 |
| Southern | 26 | 7-10 | 0-0 | 6-6 | 5 | 1-0 | 0 | 2 | 2 | 1 | 20 |
| Villanova | 32 | 3-5 | 0-2 | 5-6 | 4 | 2-0 | 0 | 3 | 3 | 1 | 11 |
| Northwestern St. | 33 | 6-8 | 2-2 | 2-2 | 2 | 1-0 | 1 | 2 | 1 | 3 | 16 |
| Wichita State | 29 | 2-7 | 0-0 | 0-0 | 7 | 1-0 | 0 | 2 | 1 | 0 | 4 |
| Oregon State | 29 | 3-5 | 0-0 | 0-0 | 3 | 4-0 | 1 | 3 | 2 | 2 | 6 |
| Washington | 36 | 9-12 | 1-1 | 0-0 | 9 | 3-0 | 0 | 1 | 2 | 1 | 19 |
| Tulane | 15 | 1-4 | 0-1 | 1-2 | 1 | 2-0 | 0 | 3 | 1 | 1 | 3 |
| Texas A&M | DNP -- injury | | | | | | | | | | |
| Mississippi St. | DNP -- injury | | | | | | | | | | |
| Ole Miss | DNP -- injury | | | | | | | | | | |
| Auburn | DNP -- injury | | | | | | | | | | |
| Vanderbilt | DNP -- injury | | | | | | | | | | |
| Arkansas | DNP -- injury | | | | | | | | | | |
| Auburn | 24 | 3-9 | 0-1 | 0-0 | 3 | 1-0 | 0 | 1 | 2 | 0 | 6 |
| Alabama | 27 | 3-7 | 1-3 | 6-6 | 4 | 4-0 | 0 | 0 | 1 | 0 | 13 |
| Tennessee | 38 | 8-15 | 0-4 | 1-1 | 8 | 2-0 | 1 | 3 | 4 | 1 | 17 |
| Florida | 34 | 8-11 | 2-5 | 1-1 | 6 | 3-0 | 3 | 2 | 4 | 1 | 20 |
| Kentucky | 32 | 2-9 | 0-3 | 0-0 | 4 | 3-0 | 1 | 2 | 1 | 0 | 4 |
| Arkansas | 32 | 3-11 | 1-4 | 2-4 | 7 | 5-1 | 3 | 4 | 0 | 0 | 9 |
| Ole Miss | 37 | 5-11 | 0-0 | 2-3 | 15 | 1-0 | 1 | 0 | 5 | 0 | 12 |
| South Carolina | 40 | 5-10 | 1-4 | 2-2 | 10 | 2-0 | 0 | 4 | 6 | 1 | 13 |
| Georgia | | | | | | | | | | | |
| Alabama | | | | | | | | | | | |
| Mississippi State | | | | | | | | | | | |

Chris Johnson's Career Stats

| YEAR | GP-GS | MIN/AVG | FG-FGA | PCT. | 3FG-FGA | PCT. | FT-FTA | PCT. | REB-AVG | PF-FO | AST | TO | BLK | STL | PTS-AVG. |
|---------------|--------------|-----------------|----------------|-------------|--------------|-------------|--------------|-------------|----------------|-------------|-----------|-----------|-----------|-----------|----------------|
| 05-06 | 10-0 | 43/4.3 | 6-18 | .333 | 0-6 | .000 | 1-2 | .500 | 7-0.7 | 2-0 | 3 | 6 | 3 | 2 | 13-1.3 |
| 06-07 | 18-2 | 122/6.8 | 24-43 | .558 | 3-6 | .500 | 7-11 | .636 | 29-1.6 | 19-0 | 3 | 8 | 12 | 2 | 58-3.2 |
| 07-08 | 22-19 | 657/29.9 | 98-187 | .524 | 12-42 | .286 | 40-48 | .833 | 135-6.1 | 51-2 | 15 | 54 | 57 | 16 | 248-11.3 |
| Totals | 50-21 | 822/16.4 | 128-248 | .516 | 15-54 | .278 | 48-61 | .787 | 171-3.4 | 72-2 | 21 | 68 | 72 | 20 | 319-6.4 |



Alex Farrer

Guard • 6-5 • 200 • Sophomore • 1VL • Phoenix, Ariz. • St. Mary's HS

30

Top Performances

Points

Season: 11, vs. Arkansas, 1/26/08
 Career: 11, vs. Arkansas, 1/26/08

Rebounds

Season: 5, vs. Auburn, 1/16/08
 Career: 5, vs. Auburn, 1/16/08

Field Goals Made

Season: 4, at Auburn, 1/16/08
 Career: 4, at Auburn, 1/16/08

3 PT FG Made

Season: 1, five times
 Career: 1, nine times

Free Throws Made

Season: 4, at Florida, 2/13/08
 Career: 4, at Florida, 2/13/08

Assists

Season: 6, at Florida, 2/13/08
 Career: 6, at Florida, 2/13/08

Blocks

Season: 2, at S. Carolina, 2/27/08
 Career: 2, at S. Carolina, 2/27/08

Steals

Season: 4, vs. Tennessee, 2/9/08
 Career: 4, vs. Tennessee, 2/9/08

Minutes Played

Season: 34, vs. Auburn, 1/16/08
 Career: 34, vs. Auburn, 1/16/08

Top Career Scoring Games

1. 11 vs. Arkansas, 1/26/08
2. 8 vs. Auburn, 1/16/08
3. 7 at Vanderbilt, 1/19/08
4. 6 vs. Kentucky, 2/16/08
5. 5 at Arkansas, 2/20/08
5. 5 at Texas A&M, 1/5/07
5. 5 vs. McNeese State, 11/29/06
5. 5 vs. Nicholls State, 11/17/06
9. 4 at Florida, 2/13/08
9. 4 vs. Arizona State, 11/21/07

Sophomore Season (2007-08)

Scored six points in 21 minutes against Kentucky (2/16) ... Had six assists and no turnovers in 30 minutes in win at Florida (2/13) ... Returned to starting lineup at Auburn (1/30) ... Came off the bench to play 22 minutes with a career scoring high of 11 points vs. Arkansas (1/26) ... Second start at Vandy, played 20 minutes with seven points ... Made his first career start, had career high eight points, three assists in 34 minutes against Auburn (1/16) ... Played 18 minutes and was in the game at crunch time at Ole Miss (1/12) ... Posted points for the fourth time at Wichita (12/19) ... Came in for first time in Chaminade game (11/20), took a blow to the nose, came down and got an assist before going to the bench for treatment ... Farr failed to score in either exhibition contest ... Started one game in Canada, averaged 4.3 points per game and hit three treys.


Farrer's Game-by-Game Statistics

2007-08

| OPPONENT | MIN | FG | 3FG | FT | REB | PF/D | A | TO | BLK | STL | PTS |
|-------------------|-----|------|-----|-----|-----|------|---|----|-----|-----|-----|
| Southeastern La. | DNP | | | | | | | | | | |
| McNeese State | DNP | | | | | | | | | | |
| Oklahoma State | DNP | | | | | | | | | | |
| Chaminade | 0+ | 0-0 | 0-0 | 0-0 | 0 | 0-0 | 1 | 0 | 0 | 0 | 0 |
| Arizona State | 22 | 1-2 | 1-1 | 1-2 | 1 | 1-0 | 2 | 1 | 0 | 0 | 4 |
| Nicholls State | 8 | 0-0 | 0-0 | 1-2 | 1 | 1-0 | 1 | 2 | 0 | 0 | 1 |
| Southern | 2 | 0-0 | 0-0 | 0-0 | 0 | 0-0 | 0 | 0 | 0 | 0 | 0 |
| Villanova | DNP | | | | | | | | | | |
| Northwestern St. | 8 | 0-0 | 0-0 | 1-2 | 2 | 0-0 | 0 | 1 | 0 | 0 | 1 |
| Wichita State | 9 | 1-1 | 0-0 | 0-0 | 0 | 0-0 | 1 | 0 | 0 | 0 | 2 |
| Oregon State | 7 | 0-0 | 0-0 | 2-2 | 2 | 0-0 | 1 | 0 | 0 | 0 | 2 |
| Washington | 4 | 0-0 | 0-0 | 0-2 | 0 | 0-0 | 0 | 0 | 0 | 0 | 0 |
| Tulane | 2 | 0-1 | 0-1 | 0-0 | 0 | 0-0 | 0 | 0 | 0 | 0 | 0 |
| Texas A&M | 20 | 2-6 | 1-3 | 0-0 | 1 | 3-0 | 1 | 1 | 0 | 2 | 5 |
| Mississippi St. | 15 | 0-4 | 0-2 | 0-0 | 4 | 1-0 | 1 | 1 | 0 | 0 | 0 |
| Ole Miss | 18 | 0-0 | 0-0 | 1-2 | 0 | 3-0 | 1 | 1 | 0 | 2 | 1 |
| Auburn | 34 | 4-7 | 0-3 | 0-0 | 5 | 1-0 | 3 | 1 | 0 | 0 | 8 |
| Vanderbilt | 20 | 3-5 | 1-3 | 0-0 | 1 | 4-0 | 0 | 2 | 0 | 1 | 20 |
| Arkansas | 22 | 5-10 | 1-4 | 0-0 | 3 | 2-0 | 2 | 3 | 0 | 1 | 11 |
| Auburn | 20 | 1-2 | 0-1 | 0-0 | 1 | 2-0 | 2 | 1 | 0 | 0 | 2 |
| Alabama | 24 | 1-3 | 1-1 | 0-0 | 1 | 2-0 | 0 | 0 | 0 | 0 | 3 |
| Tennessee | 23 | 1-2 | 0-0 | 0-0 | 3 | 2-0 | 1 | 3 | 0 | 4 | 2 |
| Florida | 30 | 0-2 | 0-1 | 4-4 | 2 | 3-0 | 6 | 0 | 0 | 1 | 4 |
| Kentucky | 21 | 3-6 | 0-2 | 0-0 | 2 | 1-0 | 1 | 0 | 1 | 0 | 6 |
| Arkansas | 29 | 2-4 | 0-0 | 1-4 | 3 | 1-0 | 2 | 2 | 0 | 1 | 5 |
| Ole Miss | 25 | 0-4 | 0-1 | 1-2 | 3 | 3-0 | 1 | 3 | 1 | 0 | 1 |
| South Carolina | 26 | 0-3 | 0-2 | 2-2 | 3 | 2-0 | 1 | 1 | 2 | 0 | 2 |
| Georgia | 18 | 1-2 | 0-0 | 0-0 | 0 | 2-0 | 2 | 2 | 0 | 1 | 2 |
| Alabama | | | | | | | | | | | |
| Mississippi State | | | | | | | | | | | |

Alex Farrer's Career Stats

| YEAR | GP-GS | MIN/AVG | FG-FGA | PCT. | 3FG-FGA | PCT. | FT-FTA | PCT. | REB.-AVG | PF-FO | AST | TO | BLK | STL | PTS-AVG. |
|---------------|--------------|-----------------|--------------|-------------|-------------|-------------|--------------|-------------|---------------|-------------|-----------|-----------|----------|-----------|---------------|
| 06-07 | 14-0 | 86/6.1 | 5-23 | .217 | 4-20 | .200 | 4-6 | .667 | 14-1.0 | 7-0 | 6 | 5 | 2 | 0 | 18-1.3 |
| 07-08 | 24-11 | 416/17.3 | 25-65 | .385 | 5-26 | .192 | 14-24 | .583 | 40-1.7 | 35-0 | 30 | 26 | 4 | 13 | 69-2.9 |
| Totals | 38-11 | 502/13.2 | 30-88 | .341 | 9-46 | .196 | 18-30 | .600 | 54-1.4 | 42-0 | 36 | 31 | 6 | 13 | 87-2.3 |



Quintin Thornton

Forward • 6-8 • 230 • Junior • JC • Orlando, Fla. • Odessa College

32

Top Performances

Season: 7, at Ole Miss, 1/12/08
 Career: 7, at Ole Miss, 1/12/08

Rebounds

Season: 9, vs. Arkansas, 1/29/08
 Career: 9, vs. Arkansas, 1/29/08

Field Goals Made

Season: 3, at Ole Miss, 1/12/08
 Career: 3, at Ole Miss, 1/12/08

3 PT FG Made

Season:
 Career:

Free Throws Made

Season: 2, at Auburn, 1/30/08
 Career: 2, at Auburn, 1/30/08

Assists

Season: 3, at Auburn, 1/30/08
 Career: 3, at Auburn, 1/30/08

Blocks

Season: 1, twice
 Career: 1, twice

Steals

Season: 1, at Ole Miss, 1/12/08
 Career: 1, at Ole Miss, 1/12/08

Minutes Played

Season: 36, vs. Arkansas, 1/26/08
 Career: 36, vs. Arkansas, 1/26/08

Top Career Scoring Games

1. 7 at Ole Miss, 1/12/08
2. 4 at Vanderbilt, 1/19/08
3. 2 at Alabama, 2/2/08
3. 2 at Auburn, 1/30/08
3. 2 vs. Arkansas, 1/26/08
6. 1 vs. Georgia, 3/2/08
6. 1 vs. Auburn, 1/16/08

Junior Season (2007-08)

Played four minutes in the win at Georgia before spraining right MCL (listed day-to-day) (3/2) ... Started five games against Auburn (1/16), at Vanderbilt (1/19), Arkansas (1/26), at Auburn (1/30) and at Alabama (2/2) ... Showed the potential the coaches saw in Canada in his first extensive minutes, scoring 7 points with 8 boards in 27 minutes at nationally-ranked Ole Miss (1/12) ... Returned to practice Jan. 8, played for first time at LSU on Jan. 9 ... Injured early in practice, needing surgery on right pectoral muscle ... Possibly a medical redshirt ... Averaged 12.7 minutes a game and 2.7 points and 4.0 rebounds in Canadian tour.

Thornton's Game-by-Game Statistics

2007-08

| OPPONENT | MIN | FG | 3FG | FT | REB | PF/D | A | TO | BLK | STL | PTS |
|-------------------|------------|-----|-----|-----|-----|------|---|----|-----|-----|-----|
| Southeastern La. | DNP-Injury | | | | | | | | | | |
| McNeese State | DNP-Injury | | | | | | | | | | |
| Oklahoma State | DNP-Injury | | | | | | | | | | |
| Chaminade | DNP-injury | | | | | | | | | | |
| Arizona State | DNP-injury | | | | | | | | | | |
| Nicholls State | DNP-injury | | | | | | | | | | |
| Southern | DNP-injury | | | | | | | | | | |
| Villanova | DNP-injury | | | | | | | | | | |
| Northwestern St. | DNP-injury | | | | | | | | | | |
| Wichita State | DNP-injury | | | | | | | | | | |
| Oregon State | DNP-injury | | | | | | | | | | |
| Washington | DNP-injury | | | | | | | | | | |
| Tulane | DNP-injury | | | | | | | | | | |
| Texas A&M | DNP-injury | | | | | | | | | | |
| Mississippi St. | 3 | 0-0 | 0-0 | 0-0 | 0 | 1-0 | 0 | 0 | 0 | 0 | 0 |
| Ole Miss | 27 | 3-4 | 0-0 | 1-2 | 8 | 4-0 | 2 | 1 | 0 | 1 | 7 |
| Auburn | 30 | 0-0 | 0-0 | 1-2 | 2 | 4-0 | 0 | 2 | 0 | 0 | 1 |
| Vanderbilt | 19 | 2-2 | 0-0 | 0-0 | 0 | 4-0 | 0 | 0 | 0 | 0 | 4 |
| Arkansas | 36 | 1-3 | 0-0 | 0-0 | 9 | 4-0 | 1 | 0 | 0 | 0 | 2 |
| Auburn | 20 | 0-0 | 0-0 | 2-2 | 0 | 2-0 | 3 | 1 | 1 | 0 | 2 |
| Alabama | 9 | 1-1 | 0-0 | 0-0 | 1 | 2-0 | 0 | 0 | 0 | 0 | 2 |
| Tennessee | 4 | 0-0 | 0-0 | 0-0 | 1 | 1-0 | 0 | 1 | 1 | 0 | 0 |
| Florida | 9 | 0-0 | 0-0 | 0-0 | 0 | 1-0 | 1 | 0 | 0 | 0 | 0 |
| Kentucky | 5 | 0-0 | 0-0 | 0-0 | 0 | 1-0 | 0 | 1 | 0 | 0 | 0 |
| Arkansas | 6 | 0-1 | 0-0 | 0-0 | 1 | 1-0 | 0 | 0 | 0 | 0 | 0 |
| Ole Miss | 9 | 0-0 | 0-0 | 0-0 | 1 | 0-0 | 0 | 0 | 0 | 0 | 0 |
| South Carolina | 2 | 0-0 | 0-0 | 0-0 | 0 | 0-0 | 0 | 0 | 0 | 0 | 0 |
| Georgia | 4 | 0-1 | 0-0 | 1-2 | 0 | 0-0 | 0 | 0 | 0 | 0 | 1 |
| Alabama | | | | | | | | | | | |
| Mississippi State | | | | | | | | | | | |

Quintin Thornton's Career Stats

| YEAR | GP-GS | MIN/AVG | FG-FGA | PCT. | 3FG-FGA | PCT. | FT-FTA | PCT. | REB.-AVG | PF-FO | AST | TO | BLK | STL | PTS-AVG. |
|---------------|-------------|-----------------|-------------|-------------|------------|-------------|------------|-------------|---------------|-------------|----------|----------|----------|----------|---------------|
| 07-08 | 14-5 | 183/13.1 | 7-12 | .583 | 0-0 | .000 | 5-8 | .625 | 23-1.6 | 25-0 | 7 | 6 | 2 | 1 | 19-1.4 |
| Totals | 14-5 | 183/13.1 | 7-12 | .583 | 0-0 | .000 | 5-8 | .625 | 23-1.6 | 25-0 | 7 | 6 | 2 | 1 | 19-1.4 |

LSU Season Schedule/Results & Leaders (as of Mar 02, 2008)
All games

| | | | | |
|----------------------------|----------------|--------------|--------------|----------------|
| RECORD: | OVERALL | HOME | AWAY | NEUTRAL |
| ALL GAMES..... | (12-16) | (8-6) | (3-8) | (1-2) |
| CONFERENCE..... | (5-9) | (2-5) | (3-4) | (0-0) |
| NON-CONFERENCE..... | (7-7) | (6-1) | (0-4) | (1-2) |

| DATE | TIME | OPPONENT | | SCORE | ATTEND | HIGH POINTS | HIGH REBOUNDS |
|----------|------------|----------------------------|---|-------|----------|-----------------------|-----------------------|
| 11/12/07 | 7:00 pm | SOUTHEASTERN LOUISIANA | W | 72-62 | 8171 | (27)Thornton, Marcus | (13)Randolph, Anthony |
| 11/14/07 | 7:00 pm | MCNEESE STATE | W | 78-74 | 7891 | (24)Thornton, Marcus | (14)Mitchell, Tasmin |
| 11-19-07 | 12 p.m. | & vs OKLAHOMA STATE | | 77-83 | L 2500 | (20)Thornton, Marcus | (6)Martin, Terry |
| 11-20-07 | 8:30 a.m. | & vs CHAMINADE | W | 78-72 | 2500 | (21)Randolph, Anthony | (11)Johnson, Chris |
| 11-21-07 | 9 a.m. | & vs ARIZONA STATE | | 84-87 | LOT 2500 | (21)Randolph, Anthony | (12)Thornton, Marcus |
| 11/28/07 | 7:00 pm | NICHOLLS STATE | W | 68-41 | 7704 | (24)Thornton, Marcus | (7)Randolph, Anthony |
| 11/30/07 | 7:00 pm | SOUTHERN UNIVERSITY | W | 88-45 | 7719 | (24)Randolph, Anthony | (11)Randolph, Anthony |
| 12/06/07 | 9:30 PM | # at Villanova | | 67-68 | L 9212 | (15)Thornton, Marcus | (13)Thornton, Marcus |
| 12/15/07 | 7:00 pm | NORTHWESTERN STATE | W | 82-58 | 7809 | (22)Thornton, Marcus | (8)Randolph, Anthony |
| 12-19-07 | 7:07 pm | at Wichita St. | | 47-67 | L 10478 | (12)Thornton, Marcus | (11)Thornton, Marcus |
| 12/22/07 | 2:00 pm | OREGON STATE | W | 67-61 | 7713 | (20)Thornton, Marcus | (9)Randolph, Anthony |
| 12/29/07 | 2:00 pm | WASHINGTON | | 65-73 | L 8947 | (19)Johnson, Chris | (9)Randolph, Anthony |
| | | | | | | | (9)Johnson, Chris |
| 01/02/08 | 8 p.m. | at Tulane | | 63-68 | L 3690 | (19)Martin, Terry | (9)Randolph, Anthony |
| 01/05/08 | 7 p.m. | at Texas A&M | | 53-79 | L 12255 | (16)Randolph, Anthony | (7)Randolph, Anthony |
| | | | | | | | (7)Thornton, Marcus |
| 01/09/08 | 7:00 PM | * MISSISSIPPI STATE | | 39-61 | L 7843 | (12)Thornton, Marcus | (9)Randolph, Anthony |
| 01-12-08 | 5:00 pm | * at Ole Miss | | 71-74 | L 9328 | (25)Thornton, Marcus | (11)Randolph, Anthony |
| 01/16/08 | 7:00 pm | * AUBURN | | 67-74 | L 9746 | (27)Thornton, Marcus | (6)Thornton, Marcus |
| 1/19/08 | 12 p.m. | * at Vanderbilt | | 76-92 | L 13797 | (27)Thornton, Marcus | (19)Randolph, Anthony |
| 01/26/08 | 8:00 pm | * ARKANSAS | | 52-68 | L 8860 | (20)Thornton, Marcus | (9)Thornton, Quintin |
| 01-30-08 | 7:00 p.m. | * at Auburn | W | 81-80 | 5749 | (38)Thornton, Marcus | (8)Temple, Garrett |
| 02/02/08 | 2:00PM CST | * at University of Alabama | | 72-81 | L 15316 | (22)Thornton, Marcus | (12)Randolph, Anthony |
| 02/09/08 | 2:00 pm | * TENNESSEE | | 45-47 | L 10165 | (17)Johnson, Chris | (8)Randolph, Anthony |
| | | | | | | | (8)Johnson, Chris |
| 02/13/08 | 8 p.m. | * at University of Florid | W | 85-73 | 11880 | (22)Randolph, Anthony | (6)Johnson, Chris |
| 02/16/08 | 12:00 pm | * KENTUCKY | | 63-67 | L 9870 | (24)Randolph, Anthony | (14)Randolph, Anthony |
| 02-20-08 | 7:05 p.m. | * at Arkansas | | 61-87 | L 16212 | (18)Martin, Terry | (7)Randolph, Anthony |
| | | | | | | | (7)Johnson, Chris |
| | | | | | | | (7)Temple, Garrett |
| 02/23/08 | 5:00 pm | * OLE MISS | W | 69-49 | 8765 | (17)Thornton, Marcus | (15)Johnson, Chris |
| 2/27/08 | 7:30 PM | * at South Carolina | W | 62-55 | 11246 | (20)Randolph, Anthony | (10)Randolph, Anthony |
| | | | | | | | (10)Johnson, Chris |
| 03/02/08 | 1:00 pm | * GEORGIA | W | 71-64 | 8130 | (36)Thornton, Marcus | (15)Johnson, Chris |

* SEC Games

& EA Sports Maui Invitational

Pizza Hut Big East/SEC Invitational

| ATTENDANCE SUMMARY | GAMES | TOTALS | AVG/GAME |
|--------------------|-------|--------|----------|
| HOME..... | 14 | 119333 | 8524 |
| AWAY..... | 11 | 119163 | 10833 |
| NEUTRAL..... | 3 | 7500 | 2500 |
| TOTAL..... | 28 | 245996 | 8786 |

LSU Combined Team Statistics (as of Mar 02, 2008)
All games

| | | | | |
|----------------------------|----------------|--------------|--------------|----------------|
| RECORD: | OVERALL | HOME | AWAY | NEUTRAL |
| ALL GAMES..... | (12-16) | (8-6) | (3-8) | (1-2) |
| CONFERENCE..... | (5-9) | (2-5) | (3-4) | (0-0) |
| NON-CONFERENCE..... | (7-7) | (6-1) | (0-4) | (1-2) |

| ## Player | GP-GS | Min--Avg | ---TOTAL--- | | ---3-PTS--- | | FT-FTA | Pct | ----REBOUNDS---- | | | | PF | FO | A | TO | Blk | Stl | Pts | Avg |
|------------------------|-------|----------|-------------|------|-------------|------|---------|-------|------------------|-----|------|------|-----|----|-----|-----|-----|-----|------|------|
| | | | FG-FGA | Pct | 3FG-FGA | Pct | | | Off | Def | Tot | Avg | | | | | | | | |
| 05 Thornton, Marcus... | 28-27 | 927 33.1 | 183-428 | .428 | 77-209 | .368 | 83-102 | .814 | 60 | 100 | 160 | 5.7 | 58 | 0 | 35 | 62 | 8 | 37 | 526 | 18.8 |
| 03 Randolph, Anthony.. | 28-28 | 905 32.3 | 160-348 | .460 | 2-17 | .118 | 96-141 | .681 | 75 | 165 | 240 | 8.6 | 76 | 1 | 35 | 80 | 64 | 34 | 418 | 14.9 |
| 21 Johnson, Chris..... | 22-19 | 657 29.9 | 98-187 | .524 | 12-42 | .286 | 40-48 | .833 | 44 | 91 | 135 | 6.1 | 51 | 2 | 15 | 54 | 57 | 16 | 248 | 11.3 |
| 13 Martin, Terry..... | 28-17 | 691 24.7 | 89-244 | .365 | 40-131 | .305 | 20-27 | .741 | 17 | 54 | 71 | 2.5 | 46 | 1 | 47 | 42 | 9 | 7 | 238 | 8.5 |
| 01 Mitchell, Tasmin... | 3-3 | 66 22.0 | 7-21 | .333 | 0-5 | .000 | 8-10 | .800 | 5 | 12 | 17 | 5.7 | 8 | 0 | 6 | 9 | 1 | 7 | 22 | 7.3 |
| 14 Temple, Garrett.... | 28-26 | 971 34.7 | 60-144 | .417 | 22-68 | .324 | 53-67 | .791 | 27 | 92 | 119 | 4.3 | 79 | 1 | 100 | 66 | 24 | 38 | 195 | 7.0 |
| 11 Spencer, Bo..... | 27-3 | 446 16.5 | 32-97 | .330 | 19-58 | .328 | 16-22 | .727 | 10 | 24 | 34 | 1.3 | 31 | 0 | 40 | 26 | 1 | 14 | 99 | 3.7 |
| 02 Mason, Dameon..... | 7-0 | 120 17.1 | 9-28 | .321 | 0-0 | .000 | 4-11 | .364 | 5 | 16 | 21 | 3.0 | 13 | 0 | 5 | 5 | 4 | 5 | 22 | 3.1 |
| 30 Farrer, Alex..... | 24-11 | 416 17.3 | 25-65 | .385 | 5-26 | .192 | 14-24 | .583 | 11 | 29 | 40 | 1.7 | 35 | 0 | 30 | 26 | 4 | 13 | 69 | 2.9 |
| 20 Green, Garrett..... | 23-1 | 235 10.2 | 19-46 | .413 | 2-5 | .400 | 3-7 | .429 | 17 | 23 | 40 | 1.7 | 41 | 1 | 3 | 11 | 5 | 1 | 43 | 1.9 |
| 32 Thornton, Quintin.. | 14-5 | 183 13.1 | 7-12 | .583 | 0-0 | .000 | 5-8 | .625 | 6 | 17 | 23 | 1.6 | 25 | 0 | 7 | 6 | 2 | 1 | 19 | 1.4 |
| 10 Terrebonne, Greg... | 4-0 | 8 2.0 | 1-3 | .333 | 0-0 | .000 | 2-2 | 1.000 | 0 | 0 | 0 | 0.0 | 0 | 0 | 2 | 1 | 0 | 0 | 4 | 1.0 |
| TEAM..... | | | | | | | | | 39 | 61 | 100 | 3.6 | 2 | | 2 | | | | | |
| Total..... | 28 | 5625 | 690-1623 | .425 | 179-561 | .319 | 344-469 | .733 | 316 | 684 | 1000 | 35.7 | 465 | 6 | 325 | 390 | 179 | 173 | 1903 | 68.0 |
| Opponents..... | 28 | 5625 | 708-1689 | .419 | 188-546 | .344 | 306-458 | .668 | 379 | 676 | 1055 | 37.7 | 467 | 9 | 350 | 385 | 98 | 194 | 1910 | 68.2 |

| TEAM STATISTICS | LS | OPP | DATE | OPPONENT | W/L | SCORE | ATTEND |
|-------------------------|----------|----------|-------------|--------------------------|---------------------------------------|-------|--------|
| SCORING..... | 1903 | 1910 | 11/12/07 | SOUTHEASTERN LOUISIANA | W | 72-62 | 8171 |
| Points per game..... | 68.0 | 68.2 | 11/14/07 | MCNEESE STATE | W | 78-74 | 7891 |
| Scoring margin..... | -0.2 | - | &11-19-07 | vs OKLAHOMA STATE | L | 77-83 | 2500 |
| FIELD GOALS-ATT..... | 690-1623 | 708-1689 | &11-20-07 | vs CHAMINADE | W | 78-72 | 2500 |
| Field goal pct..... | .425 | .419 | &11-21-07 | vs ARIZONA STATE | LOT | 84-87 | 2500 |
| 3 POINT FG-ATT..... | 179-561 | 188-546 | 11/28/07 | NICHOLLS STATE | W | 68-41 | 7704 |
| 3-point FG pct..... | .319 | .344 | 11/30/07 | SOUTHERN UNIVERSITY | W | 88-45 | 7719 |
| 3-pt FG made per game.. | 6.4 | 6.7 | #12/06/07 | at Villanova | L | 67-68 | 9212 |
| FREE THROWS-ATT..... | 344-469 | 306-458 | 12/15/07 | NORTHWESTERN STATE | W | 82-58 | 7809 |
| Free throw pct..... | .733 | .668 | 12-19-07 | at Wichita St. | L | 47-67 | 10478 |
| REBOUNDS..... | 1000 | 1055 | 12/22/07 | OREGON STATE | W | 67-61 | 7713 |
| Rebounds per game..... | 35.7 | 37.7 | 12/29/07 | WASHINGTON | L | 65-73 | 8947 |
| Rebounding margin..... | -2.0 | - | 01/02/08 | at Tulane | L | 63-68 | 3690 |
| ASSISTS..... | 325 | 350 | 01/05/08 | at Texas A&M | L | 53-79 | 12255 |
| Assists per game..... | 11.6 | 12.5 | *01/09/08 | MISSISSIPPI STATE | L | 39-61 | 7843 |
| TURNOVERS..... | 390 | 385 | *01-12-08 | at Ole Miss | L | 71-74 | 9328 |
| Turnovers per game..... | 13.9 | 13.8 | *01/16/08 | AUBURN | L | 67-74 | 9746 |
| Turnover margin..... | -0.2 | - | *1/19/08 | at Vanderbilt | L | 76-92 | 13797 |
| Assist/turnover ratio.. | 0.8 | 0.9 | *01/26/08 | ARKANSAS | L | 52-68 | 8860 |
| STEALS..... | 173 | 194 | *01-30-08 | at Auburn | W | 81-80 | 5749 |
| Steals per game..... | 6.2 | 6.9 | *02/02/08 | at University of Alabama | L | 72-81 | 15316 |
| BLOCKS..... | 179 | 98 | *02/09/08 | TENNESSEE | L | 45-47 | 10165 |
| Blocks per game..... | 6.4 | 3.5 | *02/13/08 | at University of Florid | W | 85-73 | 11880 |
| WINNING STREAK..... | 3 | - | *02/16/08 | KENTUCKY | L | 63-67 | 9870 |
| Home win streak..... | 2 | - | *02-20-08 | at Arkansas | L | 61-87 | 16212 |
| ATTENDANCE..... | 119333 | 126663 | *02/23/08 | OLE MISS | W | 69-49 | 8765 |
| Home games-Avg/Game.... | 14-8524 | 11-10833 | *2/27/08 | at South Carolina | W | 62-55 | 11246 |
| Neutral site-Avg/Game.. | - | 3-2500 | *03/02/08 | GEORGIA | W | 71-64 | 8130 |
| | | | * SEC Games | | | | |
| SCORE BY PERIODS: | 1st | 2nd | OT | Total | & EA Sports Maui Invitational | | |
| LSU..... | 886 | 1011 | 6 | - 1903 | # Pizza Hut Big East/SEC Invitational | | |
| Opponents..... | 920 | 981 | 9 | - 1910 | | | |

LSU Combined Team Statistics (as of Mar 02, 2008)
Conference games

| | | | | |
|----------------------------|----------------|--------------|--------------|----------------|
| RECORD: | OVERALL | HOME | AWAY | NEUTRAL |
| ALL GAMES..... | (5-9) | (2-5) | (3-4) | (0-0) |
| CONFERENCE..... | (5-9) | (2-5) | (3-4) | (0-0) |
| NON-CONFERENCE..... | (0-0) | (0-0) | (0-0) | (0-0) |

| ## Player | GP-GS | Min--Avg | ---TOTAL--- | | ---3-PTS--- | | FT-FTA | Pct | ---REBOUNDS--- | | | | PF | FO | A | TO | Blk | Stl | Pts | Avg |
|------------------------|-------|----------|-------------|------|-------------|------|---------|-------|----------------|-----|-----|------|-----|----|-----|-----|-----|-----|-----|------|
| | | | FG-FGA | Pct | 3FG-FGA | Pct | | | Off | Def | Tot | Avg | | | | | | | | |
| 05 Thornton, Marcus... | 14-13 | 457 32.6 | 97-224 | .433 | 46-113 | .407 | 41-52 | .788 | 28 | 46 | 74 | 5.3 | 25 | 0 | 12 | 33 | 2 | 15 | 281 | 20.1 |
| 03 Randolph, Anthony.. | 14-14 | 478 34.1 | 88-194 | .454 | 0-3 | .000 | 48-70 | .686 | 45 | 85 | 130 | 9.3 | 38 | 0 | 16 | 48 | 26 | 12 | 224 | 16.0 |
| 21 Johnson, Chris..... | 9-7 | 302 33.6 | 39-92 | .424 | 5-26 | .192 | 16-21 | .762 | 26 | 46 | 72 | 8.0 | 24 | 1 | 9 | 20 | 30 | 3 | 99 | 11.0 |
| 14 Temple, Garrett.... | 14-14 | 509 36.4 | 35-90 | .389 | 12-39 | .308 | 28-34 | .824 | 19 | 50 | 69 | 4.9 | 41 | 0 | 52 | 30 | 9 | 21 | 110 | 7.9 |
| 02 Mason, Dameon..... | 1-0 | 29 29.0 | 3-9 | .333 | 0-0 | .000 | 1-2 | .500 | 1 | 2 | 3 | 3.0 | 3 | 0 | 0 | 2 | 1 | 3 | 7 | 7.0 |
| 13 Martin, Terry..... | 14-3 | 295 21.1 | 33-96 | .344 | 13-52 | .250 | 12-15 | .800 | 7 | 17 | 24 | 1.7 | 20 | 1 | 19 | 13 | 1 | 2 | 91 | 6.5 |
| 30 Farrer, Alex..... | 14-11 | 325 23.2 | 21-54 | .389 | 3-20 | .150 | 9-14 | .643 | 9 | 22 | 31 | 2.2 | 29 | 0 | 23 | 20 | 4 | 11 | 54 | 3.9 |
| 10 Terrebonne, Greg... | 1-0 | 2 2.0 | 0-0 | .000 | 0-0 | .000 | 2-2 | 1.000 | 0 | 0 | 0 | 0.0 | 0 | 0 | 0 | 0 | 0 | 0 | 2 | 2.0 |
| 32 Thornton, Quintin.. | 14-5 | 183 13.1 | 7-12 | .583 | 0-0 | .000 | 5-8 | .625 | 6 | 17 | 23 | 1.6 | 25 | 0 | 7 | 6 | 2 | 1 | 19 | 1.4 |
| 11 Spencer, Bo..... | 13-2 | 134 10.3 | 6-32 | .188 | 2-14 | .143 | 1-2 | .500 | 4 | 7 | 11 | 0.8 | 10 | 0 | 7 | 2 | 0 | 6 | 15 | 1.2 |
| 20 Green, Garrett..... | 11-1 | 86 7.8 | 5-20 | .250 | 1-4 | .250 | 1-2 | .500 | 8 | 2 | 10 | 0.9 | 15 | 0 | 2 | 2 | 0 | 0 | 12 | 1.1 |
| TEAM..... | | | | | | | | | 22 | 34 | 56 | 4.0 | 1 | | 1 | | | | | |
| Total..... | 14 | 2800 | 334-823 | .406 | 82-271 | .303 | 164-222 | .739 | 175 | 328 | 503 | 35.9 | 231 | 2 | 145 | 177 | 77 | 74 | 914 | 65.3 |
| Opponents..... | 14 | 2800 | 365-826 | .442 | 105-280 | .375 | 137-210 | .652 | 173 | 337 | 510 | 36.4 | 228 | 3 | 189 | 177 | 55 | 88 | 972 | 69.4 |

| TEAM STATISTICS | LS | OPP | DATE | OPPONENT | W/L | SCORE | ATTEND |
|-------------------------|---------|---------|---------------------------------------|--------------------------|-----|-------|--------|
| SCORING..... | 914 | 972 | *01/09/08 | MISSISSIPPI STATE | L | 39-61 | 7843 |
| Points per game..... | 65.3 | 69.4 | *01-12-08 | at Ole Miss | L | 71-74 | 9328 |
| Scoring margin..... | -4.1 | - | *01/16/08 | AUBURN | L | 67-74 | 9746 |
| FIELD GOALS-ATT..... | 334-823 | 365-826 | *1/19/08 | at Vanderbilt | L | 76-92 | 13797 |
| Field goal pct..... | .406 | .442 | *01/26/08 | ARKANSAS | L | 52-68 | 8860 |
| 3 POINT FG-ATT..... | 82-271 | 105-280 | *01-30-08 | at Auburn | W | 81-80 | 5749 |
| 3-point FG pct..... | .303 | .375 | *02/02/08 | at University of Alabama | L | 72-81 | 15316 |
| 3-pt FG made per game.. | 5.9 | 7.5 | *02/09/08 | TENNESSEE | L | 45-47 | 10165 |
| FREE THROWS-ATT..... | 164-222 | 137-210 | *02/13/08 | at University of Florid | W | 85-73 | 11880 |
| Free throw pct..... | .739 | .652 | *02/16/08 | KENTUCKY | L | 63-67 | 9870 |
| REBOUNDS..... | 503 | 510 | *02-20-08 | at Arkansas | L | 61-87 | 16212 |
| Rebounds per game..... | 35.9 | 36.4 | *02/23/08 | OLE MISS | W | 69-49 | 8765 |
| Rebounding margin..... | -0.5 | - | *2/27/08 | at South Carolina | W | 62-55 | 11246 |
| ASSISTS..... | 145 | 189 | *03/02/08 | GEORGIA | W | 71-64 | 8130 |
| Assists per game..... | 10.4 | 13.5 | * SEC Games | | | | |
| TURNOVERS..... | 177 | 177 | & EA Sports Maui Invitational | | | | |
| Turnovers per game.... | 12.6 | 12.6 | # Pizza Hut Big East/SEC Invitational | | | | |
| Turnover margin..... | +0.0 | - | | | | | |
| Assist/turnover ratio.. | 0.8 | 1.1 | | | | | |
| STEALS..... | 74 | 88 | | | | | |
| Steals per game..... | 5.3 | 6.3 | | | | | |
| BLOCKS..... | 77 | 55 | | | | | |
| Blocks per game..... | 5.5 | 3.9 | | | | | |
| WINNING STREAK..... | 3 | - | | | | | |
| Home win streak..... | 2 | - | | | | | |
| ATTENDANCE..... | 63379 | 83528 | | | | | |
| Home games-Avg/Game.... | 7-9054 | 7-11933 | | | | | |
| Neutral site-Avg/Game.. | - | 0-0 | | | | | |

| SCORE BY PERIODS: | 1st | 2nd | Total |
|-------------------|-------|-------|-------|
| ----- | ----- | ----- | ----- |
| LSU..... | 429 | 485 | - 914 |
| Opponents..... | 485 | 487 | - 972 |

LSU Category Leaders (as of Mar 02, 2008)
All games

| FG PERCENTAGE | FG ATT | Pct |
|----------------------|---------|------|
| Thornton, Quintin... | 7 12 | .583 |
| Johnson, Chris..... | 98 187 | .524 |
| Randolph, Anthony... | 160 348 | .460 |
| Thornton, Marcus.... | 183 428 | .428 |
| Temple, Garrett..... | 60 144 | .417 |
| Green, Garrett..... | 19 46 | .413 |
| Farrer, Alex..... | 25 65 | .385 |
| Martin, Terry..... | 89 244 | .365 |
| Terrebonne, Greg.... | 1 3 | .333 |
| Mitchell, Tasmin.... | 7 21 | .333 |
| Spencer, Bo..... | 32 97 | .330 |
| Mason, Dameon..... | 9 28 | .321 |

| 3-POINT PERCENTAGE | 3FG ATT | Pct |
|----------------------|---------|------|
| Green, Garrett..... | 2 5 | .400 |
| Thornton, Marcus.... | 77 209 | .368 |
| Spencer, Bo..... | 19 58 | .328 |
| Temple, Garrett..... | 22 68 | .324 |
| Martin, Terry..... | 40 131 | .305 |
| Johnson, Chris..... | 12 42 | .286 |
| Farrer, Alex..... | 5 26 | .192 |
| Randolph, Anthony... | 2 17 | .118 |
| Mitchell, Tasmin.... | 0 5 | .000 |

| FT PERCENTAGE | FT ATT | Pct |
|----------------------|--------|-------|
| Terrebonne, Greg.... | 2 2 | 1.000 |
| Johnson, Chris..... | 40 48 | .833 |
| Thornton, Marcus.... | 83 102 | .814 |
| Mitchell, Tasmin.... | 8 10 | .800 |
| Temple, Garrett..... | 53 67 | .791 |
| Martin, Terry..... | 20 27 | .741 |
| Spencer, Bo..... | 16 22 | .727 |
| Randolph, Anthony... | 96 141 | .681 |
| Thornton, Quintin... | 5 8 | .625 |
| Farrer, Alex..... | 14 24 | .583 |
| Green, Garrett..... | 3 7 | .429 |
| Mason, Dameon..... | 4 11 | .364 |

| POINTS | G | Pts | Pts/G |
|----------------------|----|-----|-------|
| Thornton, Marcus.... | 28 | 526 | 18.8 |
| Randolph, Anthony... | 28 | 418 | 14.9 |
| Johnson, Chris..... | 22 | 248 | 11.3 |
| Martin, Terry..... | 28 | 238 | 8.5 |
| Temple, Garrett..... | 28 | 195 | 7.0 |
| Spencer, Bo..... | 27 | 99 | 3.7 |
| Farrer, Alex..... | 24 | 69 | 2.9 |
| Green, Garrett..... | 23 | 43 | 1.9 |
| Mason, Dameon..... | 7 | 22 | 3.1 |
| Mitchell, Tasmin.... | 3 | 22 | 7.3 |
| Thornton, Quintin... | 14 | 19 | 1.4 |
| Terrebonne, Greg.... | 4 | 4 | 1.0 |

| FIELD GOAL ATTEMPTS | G | Att | Att/G |
|----------------------|----|-----|-------|
| Thornton, Marcus.... | 28 | 428 | 15.3 |
| Randolph, Anthony... | 28 | 348 | 12.4 |
| Martin, Terry..... | 28 | 244 | 8.7 |
| Johnson, Chris..... | 22 | 187 | 8.5 |
| Temple, Garrett..... | 28 | 144 | 5.1 |

| FIELD GOALS MADE | G | Made | Made/G |
|----------------------|----|------|--------|
| Thornton, Marcus.... | 28 | 183 | 6.5 |
| Randolph, Anthony... | 28 | 160 | 5.7 |
| Johnson, Chris..... | 22 | 98 | 4.5 |
| Martin, Terry..... | 28 | 89 | 3.2 |
| Temple, Garrett..... | 28 | 60 | 2.1 |

| 3-POINT FG ATTEMPTS | G | Att | Att/G |
|----------------------|----|-----|-------|
| Thornton, Marcus.... | 28 | 209 | 7.5 |
| Martin, Terry..... | 28 | 131 | 4.7 |
| Temple, Garrett..... | 28 | 68 | 2.4 |
| Spencer, Bo..... | 27 | 58 | 2.1 |
| Johnson, Chris..... | 22 | 42 | 1.9 |

| 3-POINT FGS MADE | G | Made | Made/G |
|----------------------|----|------|--------|
| Thornton, Marcus.... | 28 | 77 | 2.8 |
| Martin, Terry..... | 28 | 40 | 1.4 |
| Temple, Garrett..... | 28 | 22 | 0.8 |
| Spencer, Bo..... | 27 | 19 | 0.7 |
| Johnson, Chris..... | 22 | 12 | 0.5 |

| FREE THROW ATTEMPTS | G | Att | Att/G |
|----------------------|----|-----|-------|
| Randolph, Anthony... | 28 | 141 | 5.0 |
| Thornton, Marcus.... | 28 | 102 | 3.6 |
| Temple, Garrett..... | 28 | 67 | 2.4 |
| Johnson, Chris..... | 22 | 48 | 2.2 |
| Martin, Terry..... | 28 | 27 | 1.0 |

| FREE THROWS MADE | G | Made | Made/G |
|----------------------|----|------|--------|
| Randolph, Anthony... | 28 | 96 | 3.4 |
| Thornton, Marcus.... | 28 | 83 | 3.0 |
| Temple, Garrett..... | 28 | 53 | 1.9 |
| Johnson, Chris..... | 22 | 40 | 1.8 |
| Martin, Terry..... | 28 | 20 | 0.7 |

| SCORING AVERAGE | G | Pts | Avg/G |
|----------------------|----|-----|-------|
| Thornton, Marcus.... | 28 | 526 | 18.8 |
| Randolph, Anthony... | 28 | 418 | 14.9 |
| Johnson, Chris..... | 22 | 248 | 11.3 |
| Martin, Terry..... | 28 | 238 | 8.5 |
| Mitchell, Tasmin.... | 3 | 22 | 7.3 |
| Temple, Garrett..... | 28 | 195 | 7.0 |
| Spencer, Bo..... | 27 | 99 | 3.7 |
| Mason, Dameon..... | 7 | 22 | 3.1 |
| Farrer, Alex..... | 24 | 69 | 2.9 |
| Green, Garrett..... | 23 | 43 | 1.9 |
| Thornton, Quintin... | 14 | 19 | 1.4 |
| Terrebonne, Greg.... | 4 | 4 | 1.0 |

LSU Category Leaders (as of Mar 02, 2008)
All games

| REBOUNDS | G | Reb | Reb/G |
|----------------------|----|-----|-------|
| Randolph, Anthony... | 28 | 240 | 8.6 |
| Thornton, Marcus.... | 28 | 160 | 5.7 |
| Johnson, Chris..... | 22 | 135 | 6.1 |
| Temple, Garrett..... | 28 | 119 | 4.3 |
| Martin, Terry..... | 28 | 71 | 2.5 |

| REBOUND AVERAGE | G | Reb | Avg/G |
|----------------------|----|-----|-------|
| Randolph, Anthony... | 28 | 240 | 8.6 |
| Johnson, Chris..... | 22 | 135 | 6.1 |
| Thornton, Marcus.... | 28 | 160 | 5.7 |
| Mitchell, Tasmin.... | 3 | 17 | 5.7 |
| Temple, Garrett..... | 28 | 119 | 4.3 |

| OFFENSIVE REBOUNDS | G | No. | Avg/G |
|----------------------|----|-----|-------|
| Randolph, Anthony... | 28 | 75 | 2.7 |
| Thornton, Marcus.... | 28 | 60 | 2.1 |
| Johnson, Chris..... | 22 | 44 | 2.0 |
| Temple, Garrett..... | 28 | 27 | 1.0 |
| Martin, Terry..... | 28 | 17 | 0.6 |
| Green, Garrett..... | 23 | 17 | 0.7 |

| DEFENSIVE REBOUNDS | G | No. | Avg/G |
|----------------------|----|-----|-------|
| Randolph, Anthony... | 28 | 165 | 5.9 |
| Thornton, Marcus.... | 28 | 100 | 3.6 |
| Temple, Garrett..... | 28 | 92 | 3.3 |
| Johnson, Chris..... | 22 | 91 | 4.1 |
| Martin, Terry..... | 28 | 54 | 1.9 |

| FOULS | G | No. | Per/G |
|----------------------|----|-----|-------|
| Temple, Garrett..... | 28 | 79 | 2.8 |
| Randolph, Anthony... | 28 | 76 | 2.7 |
| Thornton, Marcus.... | 28 | 58 | 2.1 |
| Johnson, Chris..... | 22 | 51 | 2.3 |
| Martin, Terry..... | 28 | 46 | 1.6 |

| FOULOUTS | G | No. |
|----------------------|----|-----|
| Johnson, Chris..... | 22 | 2 |
| Temple, Garrett..... | 28 | 1 |
| Martin, Terry..... | 28 | 1 |
| Green, Garrett..... | 23 | 1 |
| Randolph, Anthony... | 28 | 1 |

| ASSISTS | G | No. | A/G |
|----------------------|----|-----|-----|
| Temple, Garrett..... | 28 | 100 | 3.6 |
| Martin, Terry..... | 28 | 47 | 1.7 |
| Spencer, Bo..... | 27 | 40 | 1.5 |
| Thornton, Marcus.... | 28 | 35 | 1.3 |
| Randolph, Anthony... | 28 | 35 | 1.3 |

| STEALS | G | No. | S/G |
|----------------------|----|-----|-----|
| Temple, Garrett..... | 28 | 38 | 1.4 |
| Thornton, Marcus.... | 28 | 37 | 1.3 |
| Randolph, Anthony... | 28 | 34 | 1.2 |
| Johnson, Chris..... | 22 | 16 | 0.7 |
| Spencer, Bo..... | 27 | 14 | 0.5 |

| BLOCKED SHOTS | G | No. | Blk/G |
|----------------------|----|-----|-------|
| Randolph, Anthony... | 28 | 64 | 2.3 |
| Johnson, Chris..... | 22 | 57 | 2.6 |
| Temple, Garrett..... | 28 | 24 | 0.9 |
| Martin, Terry..... | 28 | 9 | 0.3 |
| Thornton, Marcus.... | 28 | 8 | 0.3 |

| MINUTES | G | No. | Min/G |
|----------------------|----|-----|-------|
| Temple, Garrett..... | 28 | 971 | 34.7 |
| Thornton, Marcus.... | 28 | 927 | 33.1 |
| Randolph, Anthony... | 28 | 905 | 32.3 |
| Martin, Terry..... | 28 | 691 | 24.7 |
| Johnson, Chris..... | 22 | 657 | 29.9 |

| TURNOVERS | G | No. | TO/G |
|----------------------|----|-----|------|
| Randolph, Anthony... | 28 | 80 | 2.9 |
| Temple, Garrett..... | 28 | 66 | 2.4 |
| Thornton, Marcus.... | 28 | 62 | 2.2 |
| Johnson, Chris..... | 22 | 54 | 2.5 |
| Martin, Terry..... | 28 | 42 | 1.5 |

LSU Team Game-by-Game (as of Mar 02, 2008)
All games

TEAM STATISTICS

| Opponent | Date | Score | W/L | ---TOTAL--- | | --3-PTRS-- | | FT-FTA | | ----REBOUNDS---- | | | | PF | A | TO | Blk | Stl | Pts---Avg | |
|-----------------------|----------|-------|-----|-------------|------|------------|------|---------|-------|------------------|-----|------|------|-----|-----|-----|-----|-----|-----------|------|
| | | | | FG-FGA | Pct | 3FG-FGA | Pct | Pct | Off | Def | Tot | Avg | | | | | | | | |
| SOUTHEASTERN LOUISIAN | 11/12/07 | 72-62 | W | 26-51 | .510 | 6-16 | .375 | 14-20 | .700 | 3 | 26 | 29 | 29.0 | 15 | 13 | 14 | 8 | 11 | 72 | 72.0 |
| MCNEESE STATE | 11/14/07 | 78-74 | W | 27-56 | .482 | 3-18 | .167 | 21-29 | .724 | 12 | 26 | 38 | 33.5 | 11 | 13 | 14 | 11 | 9 | 78 | 75.0 |
| vs OKLAHOMA STATE | 11-19-07 | 77-83 | L | 25-53 | .472 | 11-25 | .440 | 16-18 | .889 | 9 | 22 | 31 | 32.7 | 25 | 14 | 26 | 7 | 5 | 77 | 75.7 |
| vs CHAMINADE | 11-20-07 | 78-72 | W | 32-68 | .471 | 7-21 | .333 | 7-14 | .500 | 14 | 27 | 41 | 34.8 | 13 | 12 | 11 | 11 | 8 | 78 | 76.2 |
| vs ARIZONA STATE | 11-21-07 | 84-87 | Lot | 29-62 | .468 | 12-33 | .364 | 14-16 | .875 | 13 | 24 | 37 | 35.2 | 25 | 18 | 20 | 5 | 4 | 84 | 77.8 |
| NICHOLLS STATE | 11/28/07 | 68-41 | W | 25-48 | .521 | 7-20 | .350 | 11-15 | .733 | 13 | 26 | 39 | 35.8 | 13 | 10 | 21 | 9 | 7 | 68 | 76.2 |
| SOUTHERN UNIVERSITY | 11/30/07 | 88-45 | W | 35-65 | .538 | 7-19 | .368 | 11-15 | .733 | 14 | 37 | 51 | 38.0 | 16 | 18 | 12 | 7 | 8 | 88 | 77.9 |
| at Villanova | 12/06/07 | 67-68 | L | 22-52 | .423 | 7-23 | .304 | 16-25 | .640 | 9 | 30 | 39 | 38.1 | 23 | 14 | 16 | 14 | 7 | 67 | 76.5 |
| NORTHWESTERN STATE | 12/15/07 | 82-58 | W | 25-53 | .472 | 9-20 | .450 | 23-30 | .767 | 5 | 29 | 34 | 37.7 | 10 | 17 | 17 | 7 | 12 | 82 | 77.1 |
| at Wichita St. | 12-19-07 | 47-67 | L | 18-58 | .310 | 4-21 | .190 | 7-9 | .778 | 9 | 22 | 31 | 37.0 | 13 | 6 | 11 | 5 | 5 | 47 | 74.1 |
| OREGON STATE | 12/22/07 | 67-61 | W | 20-57 | .351 | 10-23 | .435 | 17-22 | .773 | 9 | 24 | 33 | 36.6 | 15 | 15 | 10 | 6 | 8 | 67 | 73.5 |
| WASHINGTON | 12/29/07 | 65-73 | L | 26-58 | .448 | 3-13 | .231 | 10-12 | .833 | 9 | 24 | 33 | 36.3 | 18 | 9 | 18 | 4 | 7 | 65 | 72.8 |
| at Tulane | 01/02/08 | 63-68 | L | 23-57 | .404 | 8-23 | .348 | 9-14 | .643 | 13 | 17 | 30 | 35.8 | 17 | 12 | 12 | 5 | 5 | 63 | 72.0 |
| at Texas A&M | 01/05/08 | 53-79 | L | 23-62 | .371 | 3-15 | .200 | 4-8 | .500 | 9 | 22 | 31 | 35.5 | 20 | 9 | 11 | 3 | 3 | 53 | 70.6 |
| MISSISSIPPI STATE | 01/09/08 | 39-61 | L | 14-66 | .212 | 2-17 | .118 | 9-13 | .692 | 17 | 19 | 36 | 35.5 | 14 | 4 | 9 | 4 | 6 | 39 | 68.5 |
| at Ole Miss | 01-12-08 | 71-74 | L | 28-61 | .459 | 8-23 | .348 | 7-15 | .467 | 11 | 24 | 35 | 35.5 | 18 | 11 | 8 | 4 | 6 | 71 | 68.7 |
| AUBURN | 01/16/08 | 67-74 | L | 23-48 | .479 | 7-24 | .292 | 14-19 | .737 | 7 | 22 | 29 | 35.1 | 19 | 12 | 15 | 0 | 6 | 67 | 68.6 |
| at Vanderbilt | 1/19/08 | 76-92 | L | 28-59 | .475 | 4-13 | .308 | 16-19 | .842 | 13 | 25 | 38 | 35.3 | 22 | 8 | 17 | 3 | 3 | 76 | 69.0 |
| ARKANSAS | 01/26/08 | 52-68 | L | 20-69 | .290 | 5-26 | .192 | 7-8 | .875 | 19 | 18 | 37 | 35.4 | 17 | 8 | 12 | 4 | 5 | 52 | 68.1 |
| at Auburn | 01-30-08 | 81-80 | W | 31-61 | .508 | 10-25 | .400 | 9-12 | .750 | 9 | 21 | 30 | 35.1 | 14 | 16 | 7 | 5 | 1 | 81 | 68.8 |
| at University of Alab | 02/02/08 | 72-81 | L | 21-57 | .368 | 9-22 | .409 | 21-22 | .955 | 11 | 25 | 36 | 35.1 | 18 | 12 | 16 | 3 | 6 | 72 | 68.9 |
| TENNESSEE | 02/09/08 | 45-47 | L | 20-50 | .400 | 3-20 | .150 | 2-4 | .500 | 14 | 24 | 38 | 35.3 | 18 | 6 | 22 | 9 | 8 | 45 | 67.8 |
| at University of Flor | 02/13/08 | 85-73 | W | 33-55 | .600 | 9-20 | .450 | 10-15 | .667 | 5 | 17 | 22 | 34.7 | 12 | 19 | 11 | 6 | 9 | 85 | 68.6 |
| KENTUCKY | 02/16/08 | 63-67 | L | 25-62 | .403 | 5-18 | .278 | 8-10 | .800 | 15 | 18 | 33 | 34.6 | 16 | 7 | 10 | 3 | 8 | 63 | 68.3 |
| at Arkansas | 02-20-08 | 61-87 | L | 21-57 | .368 | 4-14 | .286 | 15-26 | .577 | 13 | 21 | 34 | 34.6 | 19 | 14 | 16 | 4 | 5 | 61 | 68.0 |
| OLE MISS | 02/23/08 | 69-49 | W | 24-63 | .381 | 7-19 | .368 | 14-17 | .824 | 14 | 37 | 51 | 35.2 | 16 | 13 | 8 | 12 | 2 | 69 | 68.1 |
| at South Carolina | 2/27/08 | 62-55 | W | 22-54 | .407 | 4-17 | .235 | 14-14 | 1.000 | 13 | 31 | 44 | 35.6 | 10 | 6 | 14 | 9 | 3 | 62 | 67.9 |
| GEORGIA | 03/02/08 | 71-64 | W | 24-61 | .393 | 5-13 | .385 | 18-28 | .643 | 14 | 26 | 40 | 35.7 | 18 | 9 | 12 | 11 | 6 | 71 | 68.0 |
| LSU | | 1903 | | 690-1623 | .425 | 179-561 | .319 | 344-469 | .733 | 316 | 684 | 1000 | 35.7 | 465 | 325 | 390 | 179 | 173 | 1903 | 68.0 |
| Opponents | | 1910 | | 708-1689 | .419 | 188-546 | .344 | 306-458 | .668 | 379 | 676 | 1055 | 37.7 | 467 | 350 | 385 | 98 | 194 | 1910 | 68.2 |

Games played: 28
Points/game: 68.0
FG Pct: 42.5
3FG Pct: 31.9
FT Pct: 73.3

Rebounds/game: 35.7
Assists/game: 11.6
Turnovers/game: 13.9
Assist/turnover ratio: 0.8
Steals/game: 6.2
Blocks/game: 6.4

LSU Opponent Game-by-Game (as of Mar 02, 2008)
All games

OPPONENT STATISTICS

| Opponent | Date | Score | W/L | ---TOTAL--- | | --3-PTRS-- | | FT-FTA | | ----REBOUNDS---- | | | | PF | A | TO | Blk | Stl | Pts---Avg | |
|-----------------------|----------|-------|-----|-------------|------|------------|------|---------|-------|------------------|-----|------|------|-----|-----|-----|-----|-----|-----------|------|
| | | | | FG-FGA | Pct | 3FG-FGA | Pct | Pct | Off | Def | Tot | Avg | | | | | | | | |
| SOUTHEASTERN LOUISIAN | 11/12/07 | 72-62 | W | 25-63 | .397 | 4-19 | .211 | 8-14 | .571 | 14 | 24 | 38 | 38.0 | 20 | 6 | 16 | 1 | 7 | 62 | 62.0 |
| MCNEESE STATE | 11/14/07 | 78-74 | W | 29-64 | .453 | 12-23 | .522 | 4-6 | .667 | 10 | 21 | 31 | 34.5 | 22 | 10 | 14 | 5 | 7 | 74 | 68.0 |
| vs OKLAHOMA STATE | 11-19-07 | 77-83 | L | 27-58 | .466 | 9-20 | .450 | 20-24 | .833 | 11 | 21 | 32 | 33.7 | 21 | 12 | 18 | 3 | 12 | 83 | 73.0 |
| vs CHAMINADE | 11-20-07 | 78-72 | W | 27-71 | .380 | 13-33 | .394 | 5-7 | .714 | 18 | 27 | 45 | 36.5 | 16 | 15 | 14 | 0 | 5 | 72 | 72.8 |
| vs ARIZONA STATE | 11-21-07 | 84-87 | Lot | 31-62 | .500 | 6-21 | .286 | 19-29 | .655 | 12 | 22 | 34 | 36.0 | 18 | 15 | 14 | 4 | 9 | 87 | 75.6 |
| NICHOLLS STATE | 11/28/07 | 68-41 | W | 16-53 | .302 | 5-24 | .208 | 4-14 | .286 | 16 | 12 | 28 | 34.7 | 16 | 10 | 19 | 0 | 14 | 41 | 69.8 |
| SOUTHERN UNIVERSITY | 11/30/07 | 88-45 | W | 16-65 | .246 | 3-19 | .158 | 10-19 | .526 | 17 | 18 | 35 | 34.7 | 14 | 4 | 14 | 4 | 9 | 45 | 66.3 |
| at Villanova | 12/06/07 | 67-68 | L | 21-62 | .339 | 3-9 | .333 | 23-34 | .676 | 17 | 26 | 43 | 35.8 | 18 | 10 | 13 | 4 | 9 | 68 | 66.5 |
| NORTHWESTERN STATE | 12/15/07 | 82-58 | W | 22-71 | .310 | 7-23 | .304 | 7-7 | 1.000 | 20 | 28 | 48 | 37.1 | 23 | 11 | 21 | 4 | 6 | 58 | 65.6 |
| at Wichita St. | 12-19-07 | 47-67 | L | 26-65 | .400 | 2-19 | .105 | 13-14 | .929 | 17 | 33 | 50 | 38.4 | 13 | 15 | 11 | 3 | 7 | 67 | 65.7 |
| OREGON STATE | 12/22/07 | 67-61 | W | 24-57 | .421 | 6-18 | .333 | 7-14 | .500 | 13 | 30 | 43 | 38.8 | 20 | 12 | 19 | 5 | 2 | 61 | 65.3 |
| WASHINGTON | 12/29/07 | 65-73 | L | 28-61 | .459 | 3-12 | .250 | 14-20 | .700 | 14 | 24 | 38 | 38.8 | 14 | 13 | 14 | 2 | 11 | 73 | 65.9 |
| at Tulane | 01/02/08 | 63-68 | L | 23-57 | .404 | 5-12 | .417 | 17-19 | .895 | 18 | 22 | 40 | 38.8 | 12 | 14 | 12 | 5 | 5 | 68 | 66.1 |
| at Texas A&M | 01/05/08 | 53-79 | L | 28-54 | .519 | 5-14 | .357 | 18-27 | .667 | 9 | 31 | 40 | 38.9 | 12 | 14 | 9 | 3 | 3 | 79 | 67.0 |
| MISSISSIPPI STATE | 01/09/08 | 39-61 | L | 24-50 | .480 | 4-18 | .222 | 9-17 | .529 | 11 | 36 | 47 | 39.5 | 15 | 11 | 17 | 10 | 5 | 61 | 66.6 |
| at Ole Miss | 01-12-08 | 71-74 | L | 28-61 | .459 | 6-20 | .300 | 12-18 | .667 | 15 | 24 | 39 | 39.4 | 15 | 11 | 9 | 1 | 2 | 74 | 67.1 |
| AUBURN | 01/16/08 | 67-74 | L | 29-53 | .547 | 9-19 | .474 | 7-15 | .467 | 7 | 21 | 28 | 38.8 | 18 | 15 | 13 | 1 | 9 | 74 | 67.5 |
| at Vanderbilt | 1/19/08 | 76-92 | L | 32-65 | .492 | 9-20 | .450 | 19-25 | .760 | 11 | 20 | 31 | 38.3 | 17 | 21 | 8 | 3 | 7 | 92 | 68.8 |
| ARKANSAS | 01/26/08 | 52-68 | L | 23-53 | .434 | 10-15 | .667 | 12-15 | .800 | 13 | 29 | 42 | 38.5 | 11 | 8 | 17 | 7 | 4 | 68 | 68.8 |
| at Auburn | 01-30-08 | 81-80 | W | 28-55 | .509 | 10-23 | .435 | 14-15 | .933 | 7 | 23 | 30 | 38.1 | 17 | 14 | 8 | 3 | 2 | 80 | 69.3 |
| at University of Alab | 02/02/08 | 72-81 | L | 28-59 | .475 | 9-21 | .429 | 16-24 | .667 | 11 | 25 | 36 | 38.0 | 18 | 20 | 13 | 5 | 12 | 81 | 69.9 |
| TENNESSEE | 02/09/08 | 45-47 | L | 19-60 | .317 | 5-19 | .263 | 4-15 | .267 | 22 | 17 | 39 | 38.0 | 13 | 6 | 15 | 5 | 13 | 47 | 68.9 |
| at University of Flor | 02/13/08 | 85-73 | W | 30-65 | .462 | 9-27 | .333 | 4-5 | .800 | 18 | 21 | 39 | 38.1 | 15 | 15 | 19 | 1 | 2 | 73 | 69.0 |
| KENTUCKY | 02/16/08 | 63-67 | L | 26-51 | .510 | 7-14 | .500 | 8-10 | .800 | 8 | 23 | 31 | 37.8 | 13 | 16 | 13 | 3 | 3 | 67 | 69.0 |
| at Arkansas | 02-20-08 | 61-87 | L | 33-63 | .524 | 11-23 | .478 | 10-18 | .556 | 12 | 26 | 38 | 37.8 | 17 | 18 | 14 | 5 | 7 | 87 | 69.7 |
| OLE MISS | 02/23/08 | 69-49 | W | 19-71 | .268 | 5-22 | .227 | 6-11 | .545 | 19 | 27 | 46 | 38.1 | 21 | 10 | 9 | 5 | 5 | 49 | 68.9 |
| at South Carolina | 2/27/08 | 62-55 | W | 22-64 | .344 | 4-22 | .182 | 7-7 | 1.000 | 10 | 18 | 28 | 37.7 | 13 | 13 | 4 | 4 | 9 | 55 | 68.4 |
| GEORGIA | 03/02/08 | 71-64 | W | 24-56 | .429 | 7-17 | .412 | 9-15 | .600 | 9 | 27 | 36 | 37.7 | 25 | 11 | 18 | 2 | 8 | 64 | 68.2 |
| Opponents | | 1910 | | 708-1689 | .419 | 188-546 | .344 | 306-458 | .668 | 379 | 676 | 1055 | 37.7 | 467 | 350 | 385 | 98 | 194 | 1910 | 68.2 |
| LSU | | 1903 | | 690-1623 | .425 | 179-561 | .319 | 344-469 | .733 | 316 | 684 | 1000 | 35.7 | 465 | 325 | 390 | 179 | 173 | 1903 | 68.0 |

Games played: 28
Points/game: 68.2
FG Pct: 41.9
3FG Pct: 34.4
FT Pct: 66.8

Rebounds/game: 37.7
Assists/game: 12.5
Turnovers/game: 13.8
Assist/turnover ratio: 0.9
Steals/game: 6.9
Blocks/game: 3.5

LSU Game-by-Game Points-Rebounds-Assists (as of Mar 02, 2008)

All games

| Opponent | Date | Score | WL | 01 | 02 | 03 | 05 | 10 | 11 | 13 | 14 | 20 |
|-------------------------|----------|-------|----|-----------|-----------|-----------|-----------|-----------|-----------|-----------|-----------|-----------|
| | | | | MITCHELL, | MASON,DAM | RANDOLPH, | THORNTON, | TERREBONN | SPENCER,B | MARTIN,TE | TEMPLE,GA | GREEN,GAR |
| SOUTHEASTERN LOUISIANA | 11/12/07 | 72-62 | W | 6- 2- 3 | 5- 1- 0 | 19-13- 2 | 27- 2- 2 | DNP | 7- 1- 2 | 6- 4- 3 | 0- 1- 1 | DNP |
| MCNEESE STATE | 11/14/07 | 78-74 | W | 16-14- 3 | DNP | 12- 7- 3 | 24- 3- 2 | DNP | 2- 1- 0 | 11- 5- 2 | 9- 2- 2 | DNP |
| vs OKLAHOMA STATE | 11-19-07 | 77-83 | L | 0- 1- 0 | DNP | 5- 5- 2 | 20- 3- 1 | DNP | 10- 1- 4 | 5- 6- 0 | 17- 3- 5 | 1- 2- 1 |
| vs CHAMINADE | 11-20-07 | 78-72 | W | DNP | DNP | 21- 9- 2 | 4- 2- 0 | DNP | 11- 3- 2 | 13- 7- 1 | 9- 4- 4 | 2- 4- 1 |
| vs ARIZONA STATE | 11-21-07 | 84-87 | OL | DNP | DNP | 21- 7- 1 | 18-12- 1 | DNP | 14- 2- 3 | 3- 2- 3 | 11- 5- 7 | 2- 0- 0 |
| NICHOLLS STATE | 11/28/07 | 68-41 | W | DNP | 2- 4- 1 | 6- 7- 1 | 24- 6- 1 | 0- 0- 0 | 11- 4- 3 | 4- 2- 1 | 0- 3- 2 | 4- 5- 0 |
| SOUTHERN UNIVERSITY | 11/30/07 | 88-45 | W | DNP | 2- 4- 2 | 24-11- 1 | 22- 7- 3 | 2- 0- 2 | 0- 1- 6 | 11- 7- 1 | 3- 4- 3 | 4- 8- 0 |
| at Villanova | 12/06/07 | 67-68 | L | DNP | 2- 3- 0 | 12- 6- 1 | 15-13- 2 | DNP | 5- 1- 3 | 14- 2- 2 | 8- 3- 6 | 0- 0- 0 |
| NORTHWESTERN STATE | 12/15/07 | 82-58 | W | DNP | 0- 0- 1 | 13- 8- 4 | 22- 5- 2 | 0- 0- 0 | 9- 3- 3 | 15- 3- 4 | 4- 6- 2 | 2- 1- 0 |
| at Wichita St. | 12-19-07 | 47-67 | L | DNP | DNP | 6- 3- 1 | 12-11- 2 | DNP | 4- 1- 0 | 11- 3- 0 | 6- 2- 2 | 2- 1- 0 |
| OREGON STATE | 12/22/07 | 67-61 | W | DNP | DNP | 14- 9- 0 | 20- 6- 1 | DNP | 0- 0- 1 | 15- 2- 6 | 4- 7- 5 | 6- 1- 0 |
| WASHINGTON | 12/29/07 | 65-73 | L | DNP | DNP | 10- 9- 0 | 18- 8- 2 | DNP | 0- 1- 0 | 14- 1- 2 | 0- 3- 5 | 4- 2- 0 |
| at Tulane | 01/02/08 | 63-68 | L | DNP | 4- 6- 1 | 15- 9- 1 | 7- 1- 4 | DNP | 9- 3- 2 | 19- 1- 2 | 6- 4- 2 | 0- 2- 0 |
| at Texas A&M | 01/05/08 | 53-79 | L | DNP | DNP | 16- 7- 0 | 12- 7- 0 | DNP | 2- 1- 4 | 6- 2- 1 | 8- 3- 2 | 4- 4- 1 |
| MISSISSIPPI STATE | 01/09/08 | 39-61 | L | DNP | 7- 3- 0 | 10- 9- 0 | 12- 7- 0 | DNP | 0- 2- 0 | 4- 1- 2 | 4- 3- 1 | 2- 0- 0 |
| at Ole Miss | 01-12-08 | 81-74 | L | DNP | DNP | 18-11- 1 | 25- 3- 2 | DNP | 0- 1- 1 | 2- 2- 1 | 16- 6- 3 | 2- 1- 0 |
| AUBURN | 01/16/08 | 67-74 | L | DNP | DNP | 12- 5- 4 | 27- 6- 0 | DNP | 2- 0- 0 | 0- 1- 1 | 17- 5- 4 | 0- 0- 0 |
| at Vanderbilt | 1/19/08 | 76-92 | L | DNP | DNP | 14-19- 3 | 27- 6- 2 | DNP | 4- 1- 0 | 7- 3- 0 | 10- 4- 3 | 3- 2- 0 |
| ARKANSAS | 01/26/08 | 52-68 | L | DNP | DNP | 14- 8- 0 | 20- 5- 0 | DNP | 1- 1- 0 | 2- 1- 1 | 2- 3- 4 | 0- 1- 0 |
| at Auburn | 01-30-08 | 81-80 | W | DNP | DNP | 21- 6- 2 | 38- 7- 1 | DNP | 0- 0- 0 | 11- 1- 1 | 1- 8- 7 | DNP |
| at University of Alabam | 02/02/08 | 72-81 | L | DNP | DNP | 13-12- 1 | 22- 3- 1 | DNP | 0- 0- 1 | 12- 4- 4 | 7- 9- 5 | DNP |
| TENNESSEE | 02/09/08 | 45-47 | L | DNP | DNP | 6- 8- 1 | 12- 7- 0 | DNP | 0- 3- 0 | 2- 1- 1 | 3- 1- 2 | 3- 1- 0 |
| at University of Florid | 02/13/08 | 85-73 | W | DNP | DNP | 22- 5- 1 | 20- 3- 1 | DNP | 0- 0- 2 | 10- 0- 0 | 10- 2- 5 | DNP |
| KENTUCKY | 02/16/08 | 63-67 | L | DNP | DNP | 24-14- 0 | 9- 5- 1 | DNP | 0- 0- 0 | 12- 0- 2 | 8- 5- 2 | 0- 1- 0 |
| at Arkansas | 02-20-08 | 61-87 | L | DNP | DNP | 16- 7- 0 | 2- 1- 0 | DNP | 3- 2- 2 | 18- 5- 1 | 8- 7- 6 | 0- 0- 0 |
| OLE MISS | 02/23/08 | 69-49 | W | DNP | DNP | 15-11- 3 | 17- 4- 1 | 2- 0- 0 | 5- 1- 0 | 11- 2- 3 | 6- 6- 4 | 0- 2- 0 |
| at South Carolina | 2/27/08 | 62-55 | W | DNP | DNP | 20-10- 0 | 14- 7- 1 | DNP | DNP | 0- 3- 2 | 11- 3- 2 | 2- 1- 0 |
| GEORGIA | 03/02/08 | 71-64 | W | DNP | DNP | 19- 5- 0 | 36-10- 2 | DNP | 0- 0- 1 | 0- 0- 0 | 7- 7- 4 | 0- 1- 0 |

| Opponent | Date | Score | WL | 21 | 30 | 32 |
|-------------------------|----------|-------|----|-----------|-----------|-----------|
| | | | | JOHNSON,C | FARRER,AL | THORNTON, |
| SOUTHEASTERN LOUISIANA | 11/12/07 | 72-62 | W | 2- 2- 0 | DNP | DNP |
| MCNEESE STATE | 11/14/07 | 78-74 | W | 4- 3- 1 | DNP | DNP |
| vs OKLAHOMA STATE | 11-19-07 | 77-83 | L | 19- 5- 1 | DNP | DNP |
| vs CHAMINADE | 11-20-07 | 78-72 | W | 18-11- 1 | 0- 0- 1 | DNP |
| vs ARIZONA STATE | 11-21-07 | 84-87 | OL | 11- 5- 1 | 4- 1- 2 | DNP |
| NICHOLLS STATE | 11/28/07 | 68-41 | W | 16- 6- 0 | 1- 1- 1 | DNP |
| SOUTHERN UNIVERSITY | 11/30/07 | 88-45 | W | 20- 5- 0 | 0- 2- 0 | DNP |
| at Villanova | 12/06/07 | 67-68 | L | 11- 4- 0 | DNP | DNP |
| NORTHWESTERN STATE | 12/15/07 | 82-58 | W | 16- 2- 1 | 1- 2- 0 | DNP |
| at Wichita St. | 12-19-07 | 47-67 | L | 4- 7- 0 | 2- 0- 1 | DNP |
| OREGON STATE | 12/22/07 | 67-61 | W | 6- 3- 1 | 2- 2- 1 | DNP |
| WASHINGTON | 12/29/07 | 65-73 | L | 19- 9- 0 | 0- 0- 0 | DNP |
| at Tulane | 01/02/08 | 63-68 | L | 3- 1- 0 | 0- 0- 0 | DNP |
| at Texas A&M | 01/05/08 | 53-79 | L | DNP | 5- 1- 1 | DNP |
| MISSISSIPPI STATE | 01/09/08 | 39-61 | L | DNP | 0- 4- 1 | 0- 0- 0 |
| at Ole Miss | 01-12-08 | 71-74 | L | DNP | 1- 0- 1 | 7- 8- 2 |
| AUBURN | 01/16/08 | 67-74 | L | DNP | 8- 5- 3 | 1- 2- 0 |
| at Vanderbilt | 1/19/08 | 76-92 | L | DNP | 7- 1- 0 | 4- 0- 0 |
| ARKANSAS | 01/26/08 | 52-68 | L | DNP | 11- 3- 2 | 2- 9- 1 |
| at Auburn | 01-30-08 | 81-80 | W | 6- 3- 0 | 2- 1- 2 | 2- 0- 3 |
| at University of Alabam | 02/02/08 | 72-81 | L | 13- 4- 0 | 3- 1- 0 | 2- 1- 0 |
| TENNESSEE | 02/09/08 | 45-47 | L | 17- 8- 1 | 2- 3- 1 | 0- 1- 0 |
| at University of Florid | 02/13/08 | 85-73 | W | 19- 6- 3 | 4- 2- 6 | 0- 0- 1 |
| KENTUCKY | 02/16/08 | 63-67 | L | 4- 4- 1 | 6- 2- 1 | 0- 0- 0 |
| at Arkansas | 02-20-08 | 61-87 | L | 9- 7- 3 | 5- 3- 2 | 0- 1- 0 |
| OLE MISS | 02/23/08 | 69-49 | W | 12-15- 1 | 1- 3- 1 | 0- 1- 0 |
| at South Carolina | 2/27/08 | 62-55 | W | 13-10- 0 | 2- 3- 1 | 0- 0- 0 |
| GEORGIA | 03/02/08 | 71-64 | W | 6-15- 0 | 2- 0- 2 | 1- 0- 0 |

LSU Team High/Low Analysis (as of Mar 02, 2008)
All games

LSU - TEAM GAME HIGHS

| | | |
|----------------------------|---------------|--------------------------------------|
| POINTS..... | 88 | vs Southern University (11/30/07) |
| | 85 | at University of Florid (02/13/08) |
| | 84 | vs ARIZONA STATE (11-21-07) |
| | 82 | vs Northwestern State (12/15/07) |
| | 81 | at Auburn (01-30-08) |
| FIELD GOALS MADE..... | 35 | vs Southern University (11/30/07) |
| | 33 | at University of Florid (02/13/08) |
| | 32 | vs CHAMINADE (11-20-07) |
| FIELD GOAL ATTEMPTS..... | 69 | vs Arkansas (01/26/08) |
| | 68 | vs CHAMINADE (11-20-07) |
| | 66 | vs Mississippi State (01/09/08) |
| FIELD GOAL PERCENTAGE..... | .600 (33-55) | at University of Florid (02/13/08) |
| | .538 (35-65) | vs Southern University (11/30/07) |
| | .521 (25-48) | vs Nicholls State (11/28/07) |
| 3 PT FIELD GOALS MADE..... | 12 | vs ARIZONA STATE (11-21-07) |
| | 11 | vs OKLAHOMA STATE (11-19-07) |
| | 10 | at Auburn (01-30-08) |
| | 10 | vs Oregon State (12/22/07) |
| 3 PT FG ATTEMPTS..... | 33 | vs ARIZONA STATE (11-21-07) |
| | 26 | vs Arkansas (01/26/08) |
| | 25 | at Auburn (01-30-08) |
| | 25 | vs OKLAHOMA STATE (11-19-07) |
| 3 PT FG PERCENTAGE..... | .450 (9-20) | at University of Florid (02/13/08) |
| | .450 (9-20) | vs Northwestern State (12/15/07) |
| | .440 (11-25) | vs OKLAHOMA STATE (11-19-07) |
| FREE THROWS MADE..... | 23 | vs Northwestern State (12/15/07) |
| | 21 | at University of Alabama (02/02/08) |
| | 21 | vs McNeese State (11/14/07) |
| FREE THROW ATTEMPTS..... | 30 | vs Northwestern State (12/15/07) |
| | 29 | vs McNeese State (11/14/07) |
| | 28 | vs Georgia (03/02/08) |
| FREE THROW PERCENTAGE..... | 1.000 (14-14) | at South Carolina (2/27/08) |
| | .955 (21-22) | at University of Alabama (02/02/08) |
| | .889 (16-18) | vs OKLAHOMA STATE (11-19-07) |
| REBOUNDS..... | 51 | vs Ole Miss (02/23/08) |
| | 51 | vs Southern University (11/30/07) |
| | 44 | at South Carolina (2/27/08) |
| ASSISTS..... | 19 | at University of Florid (02/13/08) |
| | 18 | vs Southern University (11/30/07) |
| | 18 | vs ARIZONA STATE (11-21-07) |
| STEALS..... | 12 | vs Northwestern State (12/15/07) |
| | 11 | vs Southeastern Louisiana (11/12/07) |
| | 9 | at University of Florid (02/13/08) |
| | 9 | vs McNeese State (11/14/07) |
| BLOCKED SHOTS..... | 14 | at Villanova (12/06/07) |
| | 12 | vs Ole Miss (02/23/08) |
| | 11 | vs Georgia (03/02/08) |
| | 11 | vs CHAMINADE (11-20-07) |
| | 11 | vs McNeese State (11/14/07) |
| TURNOVERS..... | 26 | vs OKLAHOMA STATE (11-19-07) |
| FOULS..... | 25 | vs ARIZONA STATE (11-21-07) |
| | 25 | vs OKLAHOMA STATE (11-19-07) |
| | 23 | at Villanova (12/06/07) |

LSU High/Low Analysis (as of Mar 02, 2008)
All games

Opponent - GAME HIGHS

| | | |
|----------------------------|---------------|-------------------------------------|
| POINTS..... | 92 | at Vanderbilt (1/19/08) |
| | 87 | at Arkansas (02-20-08) |
| | 87 | vs ARIZONA STATE (11-21-07) |
| | 83 | vs OKLAHOMA STATE (11-19-07) |
| | 81 | at University of Alabama (02/02/08) |
| FIELD GOALS MADE..... | 33 | at Arkansas (02-20-08) |
| | 32 | at Vanderbilt (1/19/08) |
| | 31 | vs ARIZONA STATE (11-21-07) |
| FIELD GOAL ATTEMPTS..... | 71 | vs Ole Miss (02/23/08) |
| | 71 | vs Northwestern State (12/15/07) |
| | 71 | vs CHAMINADE (11-20-07) |
| FIELD GOAL PERCENTAGE..... | .547 (29-53) | vs Auburn (01/16/08) |
| | .524 (33-63) | at Arkansas (02-20-08) |
| | .519 (28-54) | at Texas A&M (01/05/08) |
| 3 PT FIELD GOALS MADE..... | 13 | vs CHAMINADE (11-20-07) |
| | 12 | vs McNeese State (11/14/07) |
| | 11 | at Arkansas (02-20-08) |
| 3 PT FG ATTEMPTS..... | 33 | vs CHAMINADE (11-20-07) |
| | 27 | at University of Florid (02/13/08) |
| | 24 | vs Nicholls State (11/28/07) |
| 3 PT FG PERCENTAGE..... | .667 (10-15) | vs Arkansas (01/26/08) |
| | .522 (12-23) | vs McNeese State (11/14/07) |
| | .500 (7-14) | vs Kentucky (02/16/08) |
| FREE THROWS MADE..... | 23 | at Villanova (12/06/07) |
| | 20 | vs OKLAHOMA STATE (11-19-07) |
| | 19 | at Vanderbilt (1/19/08) |
| | 19 | vs ARIZONA STATE (11-21-07) |
| FREE THROW ATTEMPTS..... | 34 | at Villanova (12/06/07) |
| | 29 | vs ARIZONA STATE (11-21-07) |
| | 27 | at Texas A&M (01/05/08) |
| FREE THROW PERCENTAGE..... | 1.000 (7-7) | at South Carolina (2/27/08) |
| | 1.000 (7-7) | vs Northwestern State (12/15/07) |
| | .933 (14-15) | at Auburn (01-30-08) |
| REBOUNDS..... | 50 | at Wichita St. (12-19-07) |
| | 48 | vs Northwestern State (12/15/07) |
| | 47 | vs Mississippi State (01/09/08) |
| ASSISTS..... | 21 | at Vanderbilt (1/19/08) |
| | 20 | at University of Alabama (02/02/08) |
| | 18 | at Arkansas (02-20-08) |
| STEALS..... | 14 | vs Nicholls State (11/28/07) |
| | 13 | vs Tennessee (02/09/08) |
| | 12 | at University of Alabama (02/02/08) |
| | 12 | vs OKLAHOMA STATE (11-19-07) |
| BLOCKED SHOTS..... | 10 | vs Mississippi State (01/09/08) |
| | 7 | vs Arkansas (01/26/08) |
| | 5 | vs Ole Miss (02/23/08) |
| | 5 | at Arkansas (02-20-08) |
| | 5 | vs Tennessee (02/09/08) |
| | 5 | at University of Alabama (02/02/08) |
| | 5 | at Tulane (01/02/08) |
| | 5 | vs Oregon State (12/22/07) |
| | 5 | vs McNeese State (11/14/07) |
| TURNOVERS..... | 21 | vs Northwestern State (12/15/07) |
| FOULS..... | 25 | vs Georgia (03/02/08) |
| | 23 | vs Northwestern State (12/15/07) |
| | 22 | vs McNeese State (11/14/07) |

LSU High/Low Analysis (as of Mar 02, 2008)
All games

LSU - GAME LOWS

| | | |
|----------------------------|--------------|--------------------------------------|
| POINTS..... | 39 | vs Mississippi State (01/09/08) |
| | 45 | vs Tennessee (02/09/08) |
| | 47 | at Wichita St. (12-19-07) |
| | 52 | vs Arkansas (01/26/08) |
| | 53 | at Texas A&M (01/05/08) |
| FIELD GOALS MADE..... | 14 | vs Mississippi State (01/09/08) |
| | 18 | at Wichita St. (12-19-07) |
| | 20 | vs Oregon State (12/22/07) |
| | 20 | vs Arkansas (01/26/08) |
| | 20 | vs Tennessee (02/09/08) |
| FIELD GOAL ATTEMPTS..... | 48 | vs Nicholls State (11/28/07) |
| | 48 | vs Auburn (01/16/08) |
| | 50 | vs Tennessee (02/09/08) |
| FIELD GOAL PERCENTAGE..... | .212 (14-66) | vs Mississippi State (01/09/08) |
| | .290 (20-69) | vs Arkansas (01/26/08) |
| | .310 (18-58) | at Wichita St. (12-19-07) |
| 3 PT FIELD GOALS MADE..... | 2 | vs Mississippi State (01/09/08) |
| | 3 | vs McNeese State (11/14/07) |
| | 3 | vs Washington (12/29/07) |
| | 3 | at Texas A&M (01/05/08) |
| | 3 | vs Tennessee (02/09/08) |
| 3 PT FG ATTEMPTS..... | 13 | vs Washington (12/29/07) |
| | 13 | at Vanderbilt (1/19/08) |
| | 13 | vs Georgia (03/02/08) |
| 3 PT FG PERCENTAGE..... | .118 (2-17) | vs Mississippi State (01/09/08) |
| | .150 (3-20) | vs Tennessee (02/09/08) |
| | .167 (3-18) | vs McNeese State (11/14/07) |
| FREE THROWS MADE..... | 2 | vs Tennessee (02/09/08) |
| | 4 | at Texas A&M (01/05/08) |
| | 7 | vs CHAMINADE (11-20-07) |
| | 7 | at Wichita St. (12-19-07) |
| | 7 | at Ole Miss (01-12-08) |
| | 7 | vs Arkansas (01/26/08) |
| FREE THROW ATTEMPTS..... | 4 | vs Tennessee (02/09/08) |
| | 8 | at Texas A&M (01/05/08) |
| | 8 | vs Arkansas (01/26/08) |
| FREE THROW PERCENTAGE..... | .467 (7-15) | at Ole Miss (01-12-08) |
| | .500 (2-4) | vs Tennessee (02/09/08) |
| | .500 (4-8) | at Texas A&M (01/05/08) |
| | .500 (7-14) | vs CHAMINADE (11-20-07) |
| REBOUNDS..... | 22 | at University of Florid (02/13/08) |
| | 29 | vs Southeastern Louisiana (11/12/07) |
| | 29 | vs Auburn (01/16/08) |
| ASSISTS..... | 4 | vs Mississippi State (01/09/08) |
| | 6 | at Wichita St. (12-19-07) |
| | 6 | vs Tennessee (02/09/08) |
| | 6 | at South Carolina (2/27/08) |
| STEALS..... | 1 | at Auburn (01-30-08) |
| | 2 | vs Ole Miss (02/23/08) |
| | 3 | at Texas A&M (01/05/08) |
| | 3 | at Vanderbilt (1/19/08) |
| | 3 | at South Carolina (2/27/08) |
| BLOCKED SHOTS..... | 0 | vs Auburn (01/16/08) |
| | 3 | at Texas A&M (01/05/08) |
| | 3 | at Vanderbilt (1/19/08) |
| | 3 | at University of Alabama (02/02/08) |

LSU High/Low Analysis (as of Mar 02, 2008)
All games

Opponent - GAME LOWS

| | | |
|----------------------------|--------------|--------------------------------------|
| POINTS..... | 41 | vs Nicholls State (11/28/07) |
| | 45 | vs Southern University (11/30/07) |
| | 47 | vs Tennessee (02/09/08) |
| | 49 | vs Ole Miss (02/23/08) |
| | 55 | at South Carolina (2/27/08) |
| FIELD GOALS MADE..... | 16 | vs Nicholls State (11/28/07) |
| | 16 | vs Southern University (11/30/07) |
| | 19 | vs Tennessee (02/09/08) |
| | 19 | vs Ole Miss (02/23/08) |
| FIELD GOAL ATTEMPTS..... | 50 | vs Mississippi State (01/09/08) |
| | 51 | vs Kentucky (02/16/08) |
| | 53 | vs Nicholls State (11/28/07) |
| | 53 | vs Auburn (01/16/08) |
| | 53 | vs Arkansas (01/26/08) |
| FIELD GOAL PERCENTAGE..... | .246 (16-65) | vs Southern University (11/30/07) |
| | .268 (19-71) | vs Ole Miss (02/23/08) |
| | .302 (16-53) | vs Nicholls State (11/28/07) |
| 3 PT FIELD GOALS MADE..... | 2 | at Wichita St. (12-19-07) |
| | 3 | vs Southern University (11/30/07) |
| | 3 | at Villanova (12/06/07) |
| | 3 | vs Washington (12/29/07) |
| 3 PT FG ATTEMPTS..... | 9 | at Villanova (12/06/07) |
| | 12 | vs Washington (12/29/07) |
| | 12 | at Tulane (01/02/08) |
| 3 PT FG PERCENTAGE..... | .105 (2-19) | at Wichita St. (12-19-07) |
| | .158 (3-19) | vs Southern University (11/30/07) |
| | .182 (4-22) | at South Carolina (2/27/08) |
| FREE THROWS MADE..... | 4 | vs McNeese State (11/14/07) |
| | 4 | vs Nicholls State (11/28/07) |
| | 4 | vs Tennessee (02/09/08) |
| | 4 | at University of Florid (02/13/08) |
| FREE THROW ATTEMPTS..... | 5 | at University of Florid (02/13/08) |
| | 6 | vs McNeese State (11/14/07) |
| | 7 | vs CHAMINADE (11-20-07) |
| | 7 | vs Northwestern State (12/15/07) |
| | 7 | at South Carolina (2/27/08) |
| FREE THROW PERCENTAGE..... | .267 (4-15) | vs Tennessee (02/09/08) |
| | .286 (4-14) | vs Nicholls State (11/28/07) |
| | .467 (7-15) | vs Auburn (01/16/08) |
| REBOUNDS..... | 28 | vs Nicholls State (11/28/07) |
| | 28 | vs Auburn (01/16/08) |
| | 28 | at South Carolina (2/27/08) |
| ASSISTS..... | 4 | vs Southern University (11/30/07) |
| | 6 | vs Southeastern Louisiana (11/12/07) |
| | 6 | vs Tennessee (02/09/08) |
| STEALS..... | 2 | vs Oregon State (12/22/07) |
| | 2 | at Ole Miss (01-12-08) |
| | 2 | at Auburn (01-30-08) |
| | 2 | at University of Florid (02/13/08) |
| BLOCKED SHOTS..... | 0 | vs CHAMINADE (11-20-07) |
| | 0 | vs Nicholls State (11/28/07) |
| | 1 | vs Southeastern Louisiana (11/12/07) |
| | 1 | at Ole Miss (01-12-08) |
| | 1 | vs Auburn (01/16/08) |
| | 1 | at University of Florid (02/13/08) |
| TURNOVERS..... | 4 | at South Carolina (2/27/08) |

LSU Player High/Low Analysis (as of Mar 02, 2008)
All games

LSU - INDIVIDUAL GAME HIGHS

| | | |
|-------------------------------|--------------|---|
| POINTS..... | 38 | Thornton, Marcus at Auburn (01-30-08) |
| | 36 | Thornton, Marcus vs Georgia (03/02/08) |
| | 27 | Thornton, Marcus at Vanderbilt (1/19/08) |
| | 27 | Thornton, Marcus vs Auburn (01/16/08) |
| | 27 | Thornton, Marcus vs Southeastern Louisiana (11/12/07) |
| FIELD GOALS MADE..... | 14 | Thornton, Marcus at Auburn (01-30-08) |
| | 12 | Thornton, Marcus vs Georgia (03/02/08) |
| | 10 | Randolph, Anthony at University of Florid (02/13/08) |
| | 10 | Thornton, Marcus at Vanderbilt (1/19/08) |
| | 10 | Randolph, Anthony vs Southern University (11/30/07) |
| FIELD GOAL ATT..... | 23 | Thornton, Marcus at Auburn (01-30-08) |
| | 21 | Thornton, Marcus vs Georgia (03/02/08) |
| | 21 | Thornton, Marcus at Vanderbilt (1/19/08) |
| FG PCT (min 7 made)..... | .889 (8-9) | Johnson, Chris vs OKLAHOMA STATE (11-19-07) |
| | .750 (9-12) | Johnson, Chris vs Washington (12/29/07) |
| | .727 (8-11) | Thornton, Marcus at University of Florid (02/13/08) |
| | .727 (8-11) | Johnson, Chris at University of Florid (02/13/08) |
| | .714 (10-14) | Randolph, Anthony vs Southern University (11/30/07) |
| 3 PT FG MADE..... | 8 | Thornton, Marcus at Auburn (01-30-08) |
| | 6 | Thornton, Marcus vs Auburn (01/16/08) |
| | 6 | Thornton, Marcus vs Oregon State (12/22/07) |
| | 5 | Thornton, Marcus vs Georgia (03/02/08) |
| | 4 | Thornton, Marcus at University of Florid (02/13/08) |
| | 4 | Thornton, Marcus at University of Alabama (02/02/08) |
| | 4 | Thornton, Marcus vs Arkansas (01/26/08) |
| | 4 | Thornton, Marcus at Ole Miss (01-12-08) |
| | 4 | Temple, Garrett at Ole Miss (01-12-08) |
| | 4 | Martin, Terry at Tulane (01/02/08) |
| | 4 | Thornton, Marcus vs Northwestern State (12/15/07) |
| | 4 | Martin, Terry at Villanova (12/06/07) |
| | 4 | Thornton, Marcus vs Southern University (11/30/07) |
| | 4 | Thornton, Marcus vs Nicholls State (11/28/07) |
| | 4 | Spencer, Bo vs ARIZONA STATE (11-21-07) |
| | 4 | Thornton, Marcus vs ARIZONA STATE (11-21-07) |
| | 4 | Thornton, Marcus vs Southeastern Louisiana (11/12/07) |
| 3 PT FG ATTEMPTS..... | 16 | Thornton, Marcus vs Auburn (01/16/08) |
| | 15 | Thornton, Marcus at Auburn (01-30-08) |
| | 12 | Thornton, Marcus vs ARIZONA STATE (11-21-07) |
| 3-PT FG PCT (min 4 made)..... | .714 (5-7) | Thornton, Marcus vs Georgia (03/02/08) |
| | .667 (4-6) | Martin, Terry at Villanova (12/06/07) |
| | .600 (6-10) | Thornton, Marcus vs Oregon State (12/22/07) |
| | .571 (4-7) | Thornton, Marcus at University of Florid (02/13/08) |
| | .571 (4-7) | Thornton, Marcus vs Southern University (11/30/07) |
| | .571 (4-7) | Thornton, Marcus vs Southeastern Louisiana (11/12/07) |
| FREE THROWS MADE..... | 8 | Temple, Garrett vs Auburn (01/16/08) |
| | 8 | Randolph, Anthony vs Oregon State (12/22/07) |
| | 8 | Mitchell, Tasmin vs McNeese State (11/14/07) |
| | 7 | Thornton, Marcus vs Georgia (03/02/08) |
| | 7 | Randolph, Anthony vs Northwestern State (12/15/07) |
| | 7 | Thornton, Marcus vs Southeastern Louisiana (11/12/07) |
| FREE THROW ATT..... | 12 | Thornton, Marcus vs Georgia (03/02/08) |
| | 12 | Randolph, Anthony vs Oregon State (12/22/07) |
| | 10 | Randolph, Anthony vs Northwestern State (12/15/07) |
| | 10 | Mitchell, Tasmin vs McNeese State (11/14/07) |

| | | | |
|--------------------------|------|---------|--|
| FT PCT (min 7 made)..... | .889 | (8-9) | Temple, Garrett vs Auburn (01/16/08) |
| | .800 | (8-10) | Mitchell, Tasmin vs McNeese State (11/14/07) |
| | .778 | (7-9) | Thornton, Marcus vs Southeastern Louisiana (11/12/07) |
| | .700 | (7-10) | Randolph, Anthony vs Northwestern State (12/15/07) |
| | .667 | (8-12) | Randolph, Anthony vs Oregon State (12/22/07) |
| REBOUNDS..... | 19 | | Randolph, Anthony at Vanderbilt (1/19/08) |
| | 15 | | Johnson, Chris vs Georgia (03/02/08) |
| | 15 | | Johnson, Chris vs Ole Miss (02/23/08) |
| | 14 | | Randolph, Anthony vs Kentucky (02/16/08) |
| | 14 | | Mitchell, Tasmin vs McNeese State (11/14/07) |
| ASSISTS..... | 7 | | Temple, Garrett at Auburn (01-30-08) |
| | 7 | | Temple, Garrett vs ARIZONA STATE (11-21-07) |
| | 6 | | Temple, Garrett at Arkansas (02-20-08) |
| | 6 | | Farrer, Alex at University of Florid (02/13/08) |
| | 6 | | Martin, Terry vs Oregon State (12/22/07) |
| | 6 | | Temple, Garrett at Villanova (12/06/07) |
| | 6 | | Spencer, Bo vs Southern University (11/30/07) |
| STEALS..... | 4 | | Randolph, Anthony vs Kentucky (02/16/08) |
| | 4 | | Thornton, Marcus at University of Florid (02/13/08) |
| | 4 | | Farrer, Alex vs Tennessee (02/09/08) |
| | 4 | | Randolph, Anthony at Wichita St. (12-19-07) |
| | 4 | | Thornton, Marcus vs Southern University (11/30/07) |
| | 4 | | Mitchell, Tasmin vs McNeese State (11/14/07) |
| | 4 | | Randolph, Anthony vs Southeastern Louisiana (11/12/07) |
| BLOCKED SHOTS..... | 7 | | Johnson, Chris vs Georgia (03/02/08) |
| | 6 | | Johnson, Chris at South Carolina (2/27/08) |
| | 6 | | Johnson, Chris vs McNeese State (11/14/07) |
| | 6 | | Randolph, Anthony vs Southeastern Louisiana (11/12/07) |
| | 5 | | Johnson, Chris vs Ole Miss (02/23/08) |
| | 5 | | Randolph, Anthony vs Southern University (11/30/07) |
| TURNOVERS..... | 7 | | Johnson, Chris vs OKLAHOMA STATE (11-19-07) |
| FOULS..... | 5 | | Johnson, Chris at Arkansas (02-20-08) |
| | 5 | | Martin, Terry vs Auburn (01/16/08) |
| | 5 | | Temple, Garrett at Texas A&M (01/05/08) |
| | 5 | | Randolph, Anthony at Villanova (12/06/07) |
| | 5 | | Johnson, Chris vs ARIZONA STATE (11-21-07) |
| | 5 | | Green, Garrett vs OKLAHOMA STATE (11-19-07) |