



LSU Fighting Tigers (7-8, 0-1)

at

University of Mississippi (13-1, 0-1)

January 12, 2008, 5 p.m. CST (LSU Sports Radio Network, FSN)
Tad Smith Coliseum -- Oxford, Miss.

2007-08 Schedule

OPPONENT	TIME
N1 BELHAVEN (Exh.)	W, 108-57
N6 GLOBAL SPORTS (Exh.)	W, 72-68
N12 SOUTHEASTERN LA. (CST)	W, 72-62
N14 MCNEESE STATE (CST)	W, 78-74
N19 1-Oklahoma State (ESPN2)	L, 77-83
N20 1-Chaminade (ESPNU)	W, 78-72
N21 1-Arizona State (ESPN2) (ot)	L, 84-87
N28 NICHOLLS STATE (CST)	W, 68-41
N30 SOUTHERN	W, 88-45
D6 2-Villanova (ESPN)	L, 67-68.
D15 NORTHWESTERN STATE	W, 82-58
D19 At Wichita State (CST-TD)	L, 47-67
D22 OREGON STATE (CST)	W, 67-61
D29 WASHINGTON (FSN/SUN)	L, 65-73
J2 3-At Tulane (CSTV)	L, 63-68
J5 at Texas A&M (ESPNU)	L, 53-79
J9 MISSISSIPPI STATE *	L, 39-61
J12 at Ole Miss * (FSN/SUN)	5 p.m.
J16 AUBURN *	7 p.m.
J19 at Vanderbilt * (LF Sports)	Noon
J26 ARKANSAS * (ESPN Classic)	8 p.m.
J30 at Auburn *	7 p.m.
F2 at Alabama * (LF Sports)	2 p.m.
F9 TENNESSEE * (LF Sports)	2 p.m.
F13 at Florida * (LF Sports)	7 p.m.
F16 KENTUCKY * (LF Sports)	Noon
F20 at Arkansas * (LF Sports)	7 p.m.
F23 OLE MISS * (FSN/SUN)	5 p.m.
F27 at South Carolina *	6:30 p.m.
M2 GEORGIA * (LF SPORTS)	1 p.m.
M5 ALABAMA * (CST)	7 p.m.
M8 at Mississippi State *	TBA
M13-16 4-SEC Tournament (LF, CBS)	TBA

* - Denotes SEC Games.

1-EA Sports Maui Invitational; 2-Pizza Hut Big East/SEC Invitational;
3-New Orleans Arena; 4-Atlanta, Ga. (Georgia Dome)

On the Air

TELEVISION * FSN

Play-by-Play: Dave Neal
Analyst: Barry Booker

RADIO * LSU Sports Radio Network

Play-by-Play: Jim Hawthorne
Analyst/Host: Kevin Ford
Available on SEC XM Satellite Radio

Series History

LSU leads: 113-79

LAST TIME: L, 60-80, 3/8/07 (Atlanta, Ga.)

AT BATON ROUGE: 72-27

AT OXFORD: 35-49

NEUTRAL SITES: 6-2

LAST 5: 3-2

LAST 10: 7-3

Projected LSU Starters and Notes

G 5 Marcus Thornton (6-4, 190, Jr., Baton Rouge) 17.1 ppg, 6.2 rpg

13th double figure scoring game with 12 vs. Miss. State (1/9) ... Struggling from arc, hitting just 8-of-34 over last six games ... Made 6-of-6 at free throw line vs. State (1/9).

G 13 Terry Martin (6-6, 200, Jr., Monroe, La.) 10.1 ppg, 3.2 rpg, 2.0 apg

Double figure scoring streak ends at seven at A&M (1/5) ... Season best 19 at Tulane (1/2) ... Hit three or more treys in five of last eight games.

G 11 Bo Spencer (6-1, 180, Fr., Baton Rouge, La.) 5.6 ppg, 1.7 rpg, 2.3 apg

Made his first college start against A&M (1/5) with four assists in 29 minutes ... Before moving into lineup was the team's primary back-up point guard ... In for injured center Chris Johnson.

G 14 Garrett Temple (6-6, 185, Jr., Baton Rouge, La.) 5.9 ppg, 3.5 rpg, 3.3 apg

Primary point guard, has already broken into school top 10 lists in career assists, blocks ... In top 15 in assist average in league stats.

F 3 Anthony Randolph (6-10, 190, Fr., Dallas, Texas) 13.6 ppg, 7.9 rpg, 2.7 bpg

15 points, nine rebounds, three blocks at Tulane (1/2) and 16 points, seven boards, two blocks at A&M (1/5) ... Opened SEC play with 10 points and nine rebounds ... 5th in league freshman scoring, 2nd rebounding, 2nd steals, 1st blocks ... In league stats, 7th rebounds, 2nd blocks.

The Road Gets Tougher For LSU

The Tigers now go on the road in SEC play for the first time and their assignment is a difficult one as they face nationally-ranked Ole Miss in a game at the sold out Tad Smith Coliseum ... Both teams are coming off losses in their conference openers with Ole Miss losing at Tennessee and LSU falling at home to Mississippi State.

Last Time Out

The Tigers game with Mississippi St. was a game unlike some other games in LSU history ... LSU scored just 39 points against Mississippi State, the fewest points since LSU scored 33 in February 2001 in a loss to Ole Miss ... The Tigers shot 21 percent from the field, the first time LSU has shot under 30 percent in a game since the February 2001 game at Ole Miss when LSU shot just over 27 percent ... LSU had a chance to get within one or tie the game minutes into the second half but missed eight shots, including two three-shot possessions before Mississippi State took the game out to a nine-point lead and never retreated.

Team Facts

LSU

RECORD: 7-8, 0-1

LAST GAME: L, 39-61, vs. Miss. St. (1/9)

RANKINGS: NA

HEAD COACH: John Brady

CAREER RECORD: 280-211 (17th year)

LSU RECORD: 191-134 (11th year)

VS. OLE MISS: 11-10

The Rebels and Tigers

These two teams met three times ago as Ole Miss shared the Western Division title with 8-8 records ... Both teams won at home and then Ole Miss took the rubber match in the quarterfinals of the SEC Tournament in Atlanta.

Tall and Lean, Not Big and Mean

After years of pounding the ball down low with players like Jaime Lloreda, Brandon Bass, Tyrus Thomas and Glen Davis, this year's team is much taller but there is no one to pound the ball to the goal ... LSU is among the nation's leaders in blocked shots, but sometimes struggles in transition ... Most glaring is LSU's inability to rebound, getting out boarded in seven straight games ... LSU was able to out board a team for the first time in a long time on the offensive boards against Mississippi State ... However, the 17-11 advantage was tempered by the fact that LSU had a 6-0 advantage in deadball rebounds.

MISSISSIPPI

RECORD: 13-1, 0-1

LAST GAME: L, 83-85, at Tennessee (1/9)

RANKINGS: #16 AP, #15 ESPN/USAT

HEAD COACH: Andy Kennedy

CAREER RECORD: 55-27 (3rd year)

OM RECORD: 34-14 (2nd year)

VS. LSU: 3-1

LSU Sports Information
PO Box 25095, Baton Rouge, LA 70894

Basketball Contact: C. Kent Lowe
www.LSUsports.net

Phone - 225.578.8226
Fax - 225.578.1861

Media Services

John Brady Interview Opportunities

After Practice

Coach John Brady is usually available after most practices sessions. Most practices start between 3 and 4 p.m. (depending on pre-practice video sessions and weights) and usually finish between 5 and 6 p.m. Contact Basketball SID Kent Lowe (225-578-1864) to confirm practice times.

SEC Teleconference

The 12 SEC coaches are featured on a teleconference each Monday and Thursday January through March through the conference season. The conference starts at 10 a.m. (CST). Coach Brady is on at 10:28 a.m. CST. To access the media only number contact Kent Lowe or the Southeastern Conference Media Relations Office (205-458-3010).

LSU Player Interview Opportunities

Post Practice

The best time to contact LSU players is usually at the conclusion of practice. Again, please let Basketball SID Kent Lowe know your interview intentions as far in advance as possible.

LSU Satellite Newsfeed

For more information on satellite feeds and coordinates please call Assistant Athletic Director/Television Kevin Wagner (225-578-1797).

By Appointment, By Phone

Coach Brady is available for interviews most non-gameday mornings prior to noon. Please contact either Kent Lowe (225-578-1864) or Basketball Secretary Pam LeBlanc (225-578-8217).

The John Brady Show, Presented by Whitney Bank on The LSU Sports Radio Network

The weekly call-in show takes place Monday at 7 p.m. from Walkon's Bistro at the corner of Nicholson and Burbank ... The show runs through the end of the regular season ... The show airs in Baton Rouge on Eagle 98.1 FM, on the Internet at www.LSUsports.net and on many LSU Sports Radio Network affiliates ... The show resumes with a special Tuesday edition on Jan. 8 before returning on Mondays the rest of the season.

Inside LSU Basketball with Coach John Brady

Coach Brady's weekly TV show is on a state-wide network ... WBRZ-TV, Channel 2, will carry the show at 10:35 p.m. Sunday ... The show will resume on Jan. 13 with the final show on March 9 ... Besides WBRZ-TV, the show can be seen on Cox Cable 4 in Baton Rouge Mondays at 9:30 p.m. and on Cox Sports Television (Ch. 37 on Cox Cable) on Wednesdays at 5:30 p.m. ... Other markets airing the show are KLAX-TV in Alexandria, Cox Channel 8 in Lake Charles, KEJB-TV in Monroe, KWBj in Mogan City, WGNO-TV in New Orleans and KMSS in Shreveport.

Post Game

Coach Brady will be in the L-Club Room of the Maravich Center to visit with the media ... Requested players will be brought to the L-Club after they shower and dress and Coach Brady has finished his post-game remarks ... **THE LSU DRESSING ROOM IS CLOSED** ... To reach the L-Club, exit the building on the Southwest side and once outside turn left and go down the first set of steps to the L-Club ... The visiting team dressing

area is in the Northeast Corridor and across from the media work area ... The visiting coach has an interview area (where the pre-game meal is served) that he can use for his post-game media obligations if he wishes.

Who to Contact

LSU Sports Information Office

(225) 578-8226

Asst. AD/Sports Info. Director

Michael Bonnette - mbonnet@lsu.edu

Sr. Associate SID (Basketball)

C. Kent Lowe - clowe@lsu.edu

Asst. Men's Basketball Contact

Alex Restrepo - arestr1@lsu.edu

LSU Sports Television Network

(225) 578-1797

Director of Television

Kevin Wagner - jwagne2@lsu.edu

Manager/Television

John Schiebe -- jschieb@lsu.edu

LSU Sports Radio Network

(225) 578-1882

Director of Radio

Jim Hawthorne - Isuradio@lsu.edu

LSU Athletics Online

www.LSUsports.net

The Official Website of LSU Athletics is home to all the basketball information you need. Schedules, results, rosters, bios, statistics and game notes can be found. The **GAMEDAY** section, updated daily, has all relevant info for the upcoming game.

http://media.lsuports.net

Media can access images for all LSU teams, including action shots, heads shots, logos, etc. To gain access, email Michael Bonnette or Kent Lowe. You will be assigned a login and password that will enable you to retrieve pictures. This service is for the media use only.

LSUsports.net/media

Request Credentials online, Read the latest Game Notes and Submit Photo Requests.

C. Kent Lowe clowe@lsu.edu							
Weekly Schedule (Subject to change)							
MONDAY 7	TUESDAY 8	WEDNESDAY 9	THURSDAY 10	FRIDAY 11	SATURDAY 12	SUNDAY 13	
SEC Teleconference Begins, John Brady at 10:28 a.m. Practice 2:30	Practice 3 p.m. Special Tuesday edition of John Brady Radio Show at Walk-Ons, 7 p.m.	Game 15 -- Miss. St. vs. LSU, 7 p.m. (Maravich Center) LSU Sports Radio Network. Tickets \$14, \$5 for youth (ages 3-12)	SEC Teleconference, John Brady at 10:28 a.m. Practice 3:30 p.m.	Practice TBA, Fly to Memphis, bus to Oxford.	Game 16 -- LSU at Ole Miss, 5 p.m. (Smith Coliseum, Oxford, Miss.) LSU Sports Radio Network, FSN.	Off Inside LSU Basketball with John Brady returns (10:35 p.m. WBRZ-TV in Baton Rouge)	
MONDAY 14	TUESDAY 15	WEDNESDAY 16	THURSDAY 17	FRIDAY 18	SATURDAY 19	SUNDAY 20	
SEC Teleconference, John Brady at 10:28 a.m. Practice TBA John Brady Radio Show at Walk-Ons, 7 p.m.	Practice 3 p.m.	Game 17 -- Auburn vs. LSU, 7 p.m. (Maravich Center) LSU Sports Radio Network. Tickets \$14, \$5 for youth (ages 3-12).	SEC Teleconference, John Brady at 10:28 a.m. Practice 3:30 p.m.	Practice TBA, Fly to Nashville	Game 18 -- LSU at Vanderbilt, Noon (Memorial Gym, Nashville). LSU Sports Radio Network, Raycom Sports	Off Inside LSU Basketball with John Brady (10:35 p.m. WBRZ-TV in Baton Rouge)	

John Brady

Head Coach • 11th Year

When John Brady first put a team on the floor of the Pete Maravich Assembly Center, his Tiger squad was undermanned, undersized and underdogs.

Teams hated to play the Tigers then because John Brady coached his team hard and they responded with several strong performances against the leagues top teams, but not many wins. The strong performances continued as the years went on, but now LSU was winning.

In 11 years as head coach at LSU, John Brady has coached the LSU team as only he knows how -- with heart and passion, and knowledge of the game that makes him one of the best at in-game decisions.

The LSU Tigers, in 2006, won the SEC regular season title with a 14-2 record and won the Western Division for the second straight year. LSU has won 31 SEC games the last three years, one of the best totals in the league over the last three years, and during that time period, LSU had a streak of 19 straight conference home wins that spanned portions of four seasons from 2004-07.

The SEC Championship in 2006 was Brady's second and the school's first outright championship in 21 years.

LSU has had six consecutive winning seasons under John Brady and only three times in the program history have there been longer consecutive years of winning.

Three times, John Brady has coached the SEC Player of the Year and he has coached the SEC Freshman of the Year four times.

Brady's 184 wins are the third most wins by an LSU basketball coach and only two LSU basketball coaches have served longer tenures.

Brady's knowledge of the game and his belief in discipline and respon-

sibility for actions on and off the floor have made the program strong again, one that LSU fans are proud of.

Brady's plan isn't just taking place on a hardwood floor in the Maravich Center. He has worked hard to show the public that athletic and academic pursuits of the players should be challenged to the fullest.

That's part of the reason that LSU basketball is not only a success on the court, but in the classroom as well.

Brady came to LSU after six highly successful seasons at Samford University in Birmingham, Ala. In his six-year tenure (1992-97), he turned the team into a consistent winner, posting a record of 89-77. In Brady's six years at Samford, the team had three first-team and five second team all-league selections.

Now at LSU, the numbers are beginning to work for Brady both on and off the floor. He has had 33 players earn Academic Honor Roll status at LSU, plus 18 players who have received their degrees from LSU.

The 53-year-old Brady is the father of two daughters (Brittany-17, Brooke-13) and is married to the former Misty Champagne.

In his first 10 seasons, Brady has taken the Tigers a long way, including to college basketball's pinnacle, the NCAA Final Four. The results are a program that is solid both athletically and academically. The top athletes in the country are seriously putting LSU at the top of their lists and Brady is earning the respect of his peers in the league.

He has re-established LSU back as a national factor in college basketball and the work is being done to keep LSU there for years to come.

- 1** >NCAA Final Four Appearance (2006)
- 2** >SEC Championships >Sweet Sixteen Appearances (2000, 2006)
- 3** >SEC Player of the Year Selections (Swift - 2000, Bass - 2005, Davis - 2006) >SEC Western Division Championships (2000, 2005, 2006)
- 4** >SEC Freshman of the Year Selections (Bright - 2000, Bass - 2004, Davis - 2005, Thomas - 2006)
- 6** >Postseason tournament appearances in the last eight years
- 18** >Number of LSU players who have graduated
- 33** >Academic All-SEC honorees



The Brady File

NAME: John Brady
BIRTH DATE: Sept. 17, 1954 (McComb, Miss.)
AGE: 53
HOMETOWN: McComb, Miss.
WIFE: Misty
CHILDREN: Brittany (17), Brooke (13)
HIGH SCHOOL: McComb HS; McComb, Miss.
COLLEGE: BS, Belhaven College, 1976 M. Ed., Mississippi State, 1977

PLAYING EXPERIENCE

McComb High School (McComb, Miss.) - 3-year starter, scored over 1,000 points for career ... Coach Charlie Rugg ... Two-time All-Southern States Conference - Inducted Fall 1997 into school athletic hall of fame.

COACHING EXPERIENCE

1976-77 - Graduate Assistant, Mississippi State
1977-82 - Head Coach, Crowley High School (Crowley, La.) - 129-49 (.725) record ... 1981 LSWA Class AAA "Coach of the Year"
1982-90 - Assistant Coach, Mississippi State ... First four years under coach Bob Boyd ... Last four as chief recruiter for Richard Williams.
1990-91 - Assistant Coach, UNO
1991-97 - Head Coach, Samford University, 89-77 record in six years ... left Samford as winningest coach in Samford history ... Team won TAAC West in 1996 and 1997.
March 25, 1997 - Named 18th LSU head coach
1999-2000 - LSU wins SEC West, SEC Championship; NCAA Sweet 16; SEC Coach of the Year; Runner-up, National Coach of Year.
2001-02 - Second round of the NIT.
2002-03 - NCAA Tournament appearance ... LSWA, LABC Coach of the Year.
2003-04 - LSU advances to the NIT.
2004-05 - LSU posts 12-4 record to win SEC West ... Tigers go 8-0 in league play at home, first undefeated league home record since 1981 ... Team advanced to NCAA Tournament, fourth straight post season berth.
2005-06 - LSU posts 14-2 record in winning SEC title, first since 2000 and first outright title in 21 years ... Tigers go 8-0 in league play at home for the second straight year ... Team goes to NCAAs and defeats Iona, Texas A&M, No. 1 Duke and Texas to advance to NCAA Final Four for first time in 20 years ... Named SEC Coach of the Year, LSWA Coach of the Year and finalist for the Jim Phelan National Coach of the Year Award.
2006-07 - Team posts its sixth consecutive winning record.

The John Brady Record

YEAR	SCHOOL	/---OVERALL---/		/---CONF.---/		FINISH
		W-L	PCT.	W-L	PCT.	
1991-92	Samford	11-18	.379	7-7	.500	T-3rd
1992-93	Samford	17-10	.630	7-5	.583	T-2nd
1993-94	Samford	10-18	.357	4-12	.250	8th
1994-95	Samford	16-11	.592	11-5	.687	2nd
1995-96	Samford	16-11	.592	11-5	.687	TAAC Western Division Champion
1996-97	Samford	19-9	.678	11-5	.687	TAAC Western Division Champion
1997-98	LSU	9-18	.333	2-14	.125	6th-West
1998-99	LSU	12-15	.444	4-12	.250	6th-West
1999-00	LSU	28-6	.823	12-4	.750	SEC Champions; NCAA Sweet 16
2000-01	LSU	13-16	.448	2-14	.125	6th-West
2001-02	LSU	19-15	.559	6-10	.375	4th-West; NIT Second Round
2002-03	LSU	21-11	.656	8-8	.500	2nd-West; NCAA Tournament
2003-04	LSU	18-11	.621	8-8	.500	2nd-West; NIT
2004-05	LSU	20-10	.667	12-4	.750	1st-West; NCAA Tournament
2005-06	LSU	27-9	.750	14-2	.875	SEC Champions; NCAA Final Four!
2006-07	LSU	17-15	.531	5-11	.312	6th-West
2007-08	LSU	7-8	.467	0-1	.000	
Totals	17 Years	280-211	.570	124-127	.494	2 Conf. Titles, 5 Division Titles
Samford	6 Years	89-77	.536	51-39	.567	2 TAAC Western Division Titles
LSU	11 Years	191-134	.588	73-88	.453	2 SEC-3 West Titles, 4 NCAAs

CAREER SPECIALTY NUMBERS

CAREER DOUBLE-FIGURE GAMES

Tasmin Mitchell 50
Terry Martin 23
Garrett Temple 17
Marcus Thornton 13
Anthony Randolph 11
Chris Johnson 9
Dameon Mason 5
Bo Spencer 4

CAREER DOUBLE-FIGURE REBOUNDS

Tasmin Mitchell 9
Marcus Thornton 3
Anthony Randolph 2
Chris Johnson 1

CAREER DOUBLE-DOUBLES

Tasmin Mitchell 8
Marcus Thornton 3
Anthony Randolph 2
Chris Johnson 1

CAREER THREE-POINTERS

Terry Martin 79
Garrett Temple 72
Tasmin Mitchell 69
Marcus Thornton 33
Bo Spencer 17
Chris Johnson 10
Dameon Mason 9
Alex Farrer 7
Anthony Randolph 2
Garrett Green 1

CAREER ASSISTS

Garrett Temple 286
Tasmin Mitchell 165
Terry Martin 65
Dameon Mason 30
Bo Spencer 33
Marcus Thornton 23
Anthony Randolph 19
Alex Farrer 14
Chris Johnson 12
Garrett Green 5
Greg Terrebbonne 3

CAREER BLOCKS

Garrett Temple 81
Tasmin Mitchell 44
Chris Johnson 42
Anthony Randolph 40
Terry Martin 14
Dameon Mason 10
Marcus Thornton 6
Garrett Green 3
Alex Farrer 2
Bo Spencer 1

2007-08 LSU Men's Basketball Roster

NO.	NAME	CL.	POS.	HT.	WT.	EXP.	HOMETOWN/LAST SCHOOL
1**	Tasmin Mitchell	Jr.	F	6-7	228	2VL	Denham Springs, La./D. Spr. HS
2	Dameon Mason	Sr.	G/F	6-6	190	1VL	Kansas City, Mo./Marquette Univ.
3	Anthony Randolph	Fr.	F	6-10	205	HS	Dallas, Texas/Woodrow Wilson HS
5	Marcus Thornton	Jr.	G	6-4	198	JC	Baton Rouge, La./Kilgore College
10	Greg Terrebbonne	So.	G	6-0	205	1VL	Galliano, La./South LaFourche HS
11	Bo Spencer	Fr.	G	6-1	180	HS	Baton Rouge, La./Glen Oaks HS
13	Terry Martin	Jr.	G	6-6	207	1VL	Monroe, La./Texas Tech
14	Garrett Temple	Jr.	G	6-6	195	2VL	Baton Rouge, La./University HS
20	Garrett Green	Fr.	F	6-10	218	HS	Woodland Hills, Calif./Taft HS
21**	Chris Johnson	Jr.	C	6-11	205	2VL	Montross, Va./Laurinburg Prep
30	Alex Farrer	So.	G	6-5	200	1VL	Phoenix, Ariz./St. Mary's HS
32	Quintin Thornton	Jr.	F	6-8	230	JC	Orlando, Fla./Odessa College

**Injured and not dressed

Head Coach: John Brady (Belhaven, 1976), 11th year at LSU

Associate Head Coach: Butch Pierre (Mississippi State, 1984), 11th year at LSU

Assistant Coach: John Treloar (Belhaven, 1979), 4th year at LSU

Assistant Coach: Chad Dollar (Milligan, 1996), 1st year at LSU

Director of Basketball Operations: Jeff Clapacs (Wooster, 2007), 1st year at LSU

Transactions

Quintin Thornton injured his left pectoral muscle in the weight room, Oct.19. Underwent surgery, out for at least two months ... Returned to practice Jan. 8, played final moments of Miss. State game on Jan. 9 ... Dameon Mason missed McNeese game (11/14) and Maui Tournament (11/19-21) with viral infection on heart muscle ... Cleared Monday (11/26) to return to practice ... Tasmin Mitchell was taken out of Oklahoma State game (11/19) after six minutes, did not play the remainder of the Maui tournament ... Had a stress reaction in the shin bone area of his left foot ... Surgery was Nov. 29 ... Eligible for medical redshirt ... Dameon Mason missed Wichita State (12/19), Oregon State (12/22) and A&M (1/5) games while taking intercession classes ... Chris Johnson broke right hand in first two minutes of second half at Tulane (1/2) ... Out minimum three weeks.

Last Game -- Miss. State 61, LSU 39 (1/9/08 - Baton Rouge)

LSU failed to score 40 points for the first time since Feb. 7, 2001 when LSU lost at Ole Miss, 50-33, when it scored 39 against Mississippi State ... The Tigers shot just 21.2 percent from the field (14-of-66), the first time the Tigers were under 30 percent from the field since that same game in 2001 when LSU shot 27 percent from the field ... But there was a moment in the game when LSU was still very much in the fray despite all the shooting problems.

LSU (7-8, 0-1 SEC) trailed just 25-19 at the half despite the shooting problems, scoring the last six points of the first half to cut a 12-point deficit in half and then got a three-point play from Anthony Randolph to open the half to cut the game to 25-22. After a Mississippi State miss, on the next possession, Randolph missed a jumper, got the rebound, had a shot blocked out of bounds, keeping the ball with LSU. Marcus Thornton missed a layup and Mississippi State rebounded ... The Bulldogs missed a shot and LSU came back down again down by three and Thornton missed a three-pointer. The Bulldogs missed again and here came LSU back again down by three. Garrett Temple missed a layup, the Tigers rebounded and Thornton missed a layup and the ball went out of bounds still to LSU. Randolph this time missed a jumper ... State turned the ball over and the Tigers had the ball amazingly still down by three. Dameon Mason's jumper was blocked and State raced back in transition to get a layup by Phil Turner and would score the next six points to take the lead back to nine essentially putting the Tigers away.

Thornton, making 6-of-6 free throws, had 12 points with Randolph getting 10 points and nine rebounds ... LSU was out rebounded 47-36 on the boards.

Shooting Hot and Cold

There is no doubt the LSU shooting percentage was cold as ice against Mississippi State and it as tended toward the cool in the last few games, but that's a sharp contrast to what had happened early in the season ... In eight of the first nine games, LSU shot no worse than 50 percent in the final 20 minutes of games ... After nine games, LSU was hitting 48.4 percent from the field ... But LSU in games against Wichita State (12/19) and Oregon State (12/22), shot 34.5 percent in the second half in both games, shooting 10-of-29 in both games ... It was part of games in which LSU overall also shot in the 30 percentile range ... Against Washington (12/29), the Tigers came out red hot, making 51.7 percent in the first 20 minutes, before sinking back to a 37.9 half, making ironically one more shot, 11, while attempting the same 29 shots they have attempted for the third straight second half ... Against Tulane (1/3), the Tigers shot just 36.4 percent for the first half, before getting right on the team average of 45.8 percent in the second half and hitting 3-of-5 treys ... Against A&M, the Tigers hit 13-of-26 shots for 50 percent but made 10-of-36 (27.8 percent) in the second half continuing the primary trend of wildly different percentages in the game in the first and second halves.

In the last three halves of play, LSU is 24-of-102 (23.5 percent) and since the Wichita State game the Tigers have shot 34.6 percent (124-of-352) ... For the season now, LSU is at 42.7 percent from the field, 12th in the league ... The 11th team, South Carolina, is hitting at a 45.2 percent clip.

Scoring High and Low

LSU scored 57 points against Southern in the second half (11/30), the fourth best single scoring half in the John Brady era:

1. **60 - 2nd half - Grambling (1-20-99)**
2. **59 - 1st half - Centenary (1-15-03)**
3. **58 - 2nd half - Tennessee (1-14-06)**
4. **57 - 2nd half - Southern (11-30-07)**

LSU scored 19 points in the first half Wednesday against Mississippi State, tied for the ninth fewest points scored in a half in the Brady era:

1. **10 - 1st - Ole Miss (3-3-04)**
2. **14 - 2st - Wisconsin (3-23-00)**
3. **15 - 1st - Mississippi State (1-17-04)**
3. **15 - 1st - Ole Miss (2-7-01)**
5. **16 - 1st - Alabama (2-10-99)**
6. **17 - 1st - Ole Miss (3-9-07)**
7. **18 - 2nd - Ole Miss (2-7-01)**
7. **18 - 1st - Tennessee (1-6-99)**
9. **19 - 1st - Mississippi State (1-9-08)**
9. **19 - 1st - Alabama (2-2-02)**
9. **19 - 2nd - Mississippi State (1-16-99)**

Assists To Baskets Made Good

In a 60 minute period of LSU home basketball, LSU's assist leading to a made basket percentage has been exceptional ... Against Northwestern State (12/15), LSU in the final 20 minutes had 11 baskets and each was set up on an assisted pass ... 11 assists to 11 made baskets ... In the Oregon State game (12/22), LSU had 15 assists on the 20 made buckets or 75 percent ... In that 60 minutes of basketball in the Maravich Center, LSU has had 26 assists to 31 buckets made (83.9 percent).

About Ole Miss

The Tigers and Rebels will meet in LSU's first road test of the conference season ... The Rebels are coming off a tough 85-83 loss at Tennessee Wednesday night in the battle of two of the league's three ranked teams ... Chris Warren led Ole Miss with 24 points, while Eniel Polynice added 20. Dwayne Curtis had a double double with 15 points and 13 rebounds for the Rebels ... Ole Miss shot 43.7 percent from the field (31-of-71) with eight treys and just 10 turnovers ... The Rebels, suffering their first loss in 14 games, out rebounded Tennessee 44-39, with 20 offensive boards ... Andy Kennedy is in his second year at Ole Miss after serving as the interim head coach at Cincinnati ... Kennedy is 34-14 at Ole Miss after guiding the Rebels to a 21-13 record in his first year ... The probable starters for the Rebels:

- G - 12 Chris Warren (Fr., 5-10, 170, Orlando, Fla.) 15.9 ppg, 5.4 apg
 G - 14 Eniel Polynice (So., 6-5, 216, Sarasota, Fla.) 12.6 ppg, 5.5 rpg, 4.2 apg
 G - 33 David Huertas (So., 6-5, 197, Humacao, Puerto Rico) 10.2 ppg, 3.3 rpg
 C - 44 Dwayne Curtis (Sr., 6-8, 262, Chicago, Ill.) 15.1 ppg, 8.6 rpg
 F - 00 Jermeay Parnell (Sr., 6-8, 242, Gosnell, Ark.) 4.4 ppg, 3.5 rpg

Trying To Avoid 0-2 In The SEC

The Tigers will be looking to avoid an 0-2 start in the SEC for the first time since the 2001 season against the Rebels ... In 2007, 2005, 2003 and 2002, the Tigers came back from an opening SEC game loss to win the second game of conference play.

At The PMAC

LSU is 6-2 this year at home with seven conference home games remaining to be played ... LSU is 48-9 (85.7 percent) over the last three-plus years overall ... The Tigers are 201-110 (64.8 percent) in conference play in the building, 21-4 over the last three seasons.

The Pete Maravich Assembly Center - New Floor For 2007-08

This is the 37th season of play in the building and LSU is 419-141 in the building (74.9 percent).

The Tigers are playing at home this year on a brand new wood floor that was installed earlier in the month. The floor was designed by Jason Feirman in the LSU Athletics Publications office and made by Connor Sports Flooring in Arlington, Illinois.

SEC MEDIA DAYS POLL

Eastern Division

TEAM	SEC	OVERALL
Tennessee		
Kentucky		
Florida		
Vanderbilt		
Georgia		
S. Carolina		

Western Division

TEAM	SEC	OVERALL
Arkansas		
Miss. State		
Alabama		
Auburn		
LSU		
Ole Miss		

CAREER DOUBLE-DOUBLES

TASMIN MITCHELL (8)

Game	Date	Pts	Reb
Southern	11/18/05	19	12
UL-Laf.	12/17/05	16	11
Duke	3/23/06	10	10
Texas	12/10/06	23	10
UConn	1/6/07	16	10
Ole Miss	1/17/07	19	10
Ole Miss	2/14/07	11	10
McNeese	11/14/07	16	14

MARCUS THORNTON (3)

Game	Date	Pts	Reb
Ariz. State	11/21/07	18	12
Villanova	12/6/07	15	13
Wichita State	12/19/07	12	11

ANTHONY RANDOLPH (2)

Game	Date	Pts	Reb
SE La.	11/12/07	19	13
Southern	11/30/07	24	11

CHRIS JOHNSON (1)

Game	Date	Pts	Reb
Chaminade	11/20/07	18	11

TIGER OPPONENTS IN POLLS

Record at Time of Game	AP	ESPN/ USAT
Villanova (L, 67-68)	25	21
Texas A&M (L, 53-79)	12	10
Ole Miss (Jan. 12, Feb 23)	16	15
Vanderbilt (Jan. 19)	13	12
Tennessee (Feb. 9)	8	9
Florida (Feb. 13)	RV	RV

THE STATISTICS

Overall	LSU	OM
Scoring Average	68.5	86.0
Opp. PPG Average	66.6	70.5
Scoring Differential	+1.9	+15.5
FG Percentage	42.7	47.1
Opp. FG Percentage	40.2	41.8
3PT FG Pct.	32.2	36.1
Opp. 3FG Pct.	30.6	35.4
3 FGs per Game	6.6	8.7
FT Percentage	72.7	66.4
Rebound Avg.	35.5	42.9
Opp. Reb. Avg.	39.5	35.1
Reb. Differential	-4.0	+7.8
Assist Average	12.3	18.1
TO Average	14.8	13.1
Blocks Average	7.1	3.8
Steals Average	7.0	9.1

SEC Stats	LSU	OM
Scoring Average	39.0	83.0
Opp. PPG Average	61.0	85.0
Scoring Differential	-22.0	-2..0
FG Percentage	21.2	43.7
Opp. FG Percentage	48.0	47.1
3PT FG Pct.	11.8	32.0
Opp. 3FG Pct.	22.2	46.2
3 FGs per Game	2.0	8.0
Free Throw Pct.	69.2	72.2
Rebound Avg.	36.0	44.0
Opp. Reb. Avg.	47.0	39.0
Reb. Differential	-11.0	-5.0
Assist Average	4.0	15.0
Turnover Average	9.0	10.0
Blocks Average	4.0	5.0
Steals Average	6.0	3.0

LSU Scoring Runs

5-0	19
6-0	11
7-0	14
8-0	5
9-0	2
10-0	
11-0	2
12-0	
13-0	
14-0	1
15-0	
16-0	
17-0	1

Opp. Scoring Runs

5-0	17
6-0	9
7-0	6
8-0	9
9-0	6
10	1
11-0	1
12-0	1
13-0	
14-0	1
15-0	

On The Road

The Tigers will be trying to win on the home floor of an opponent for the first time since December 2006 when LSU defeated Oregon State in Corvallis ... Since then, LSU has lost 13 straight games on road courts.

The Tigers are 0-2 on the road this season on road courts of nationally-ranked AP teams, losing at No. 25 Villanova (67-68) and No. 12 Texas A&M (53-79) ... In the Brady era, the Tigers are 3-28 on the road against nationally-ranked teams, the last win coming against West Virginia in Morgantown when unranked LSU beat No. 13 West Virginia in overtime, 71-68, on Nov. 26, 2005. LSU beat No. 22 Florida in Gainesville during the 2004 season and No. 19 Auburn in Auburn during the 2000 season.

100th Anniversary Plans Announced; All-Decade Voting For 1940s/1950s Teams Starts Wednesday

The LSU Athletics Department on Dec. 21 announced that LSU basketball fans would have a lead role in the celebration of LSU's 100 years of college basketball ... The celebration begins next month (Jan. 2008) with the beginning of the selection by the fans of the all-decade teams and will culminate with the announcement of the all-century team at a gala honoring all former players on Jan. 30, 2009, the 100th anniversary of the first university sanctioned intercollegiate basketball contest with Dixon Academy in Covington ... LSU will also have a home televised league game on Jan. 31, 2009 to culminate the year-long celebration.

The voting for the All-Decade teams will take place during the Southeastern Conference games of the 2008 season, beginning with voting for the 1940s and 1950s All-Decade team. The nominees for the team will appear for the first time in the game program on Jan. 16 and fans will be able to vote online at www.LSUsports.net. Each home game different decades of player nominees will be spotlighted and voting will continue until the end of February. The all-decade teams will be announced at the final home game of 2008, against Alabama on March 5.

The Centennial Committee, composed of former players and coaches from the various decades, media members and historians, will select an early years team representing the first 30 years of the program from 1909-1939.

Those players chosen on the All-Decade teams along with the early team selected by the committee will be eligible for the All-Century team which fans will have the chance to vote on during the summer of 2008. The All-Century team will be picked on a weighted vote of both the fans and the Centennial Committee.

Also beginning in January, LSUsports.net will have a special section where all former players, managers, coaches and trainers can register their contact information so that the committee can locate as many members of the LSU basketball family for the reunion gala in January 2009 ... Finally, LSU fans are asked to begin thinking of their favorite moments in the history of LSU basketball which can also be submitted online. LSU will announce the 100 greatest moments as chosen by the fans and the committee during the 2008-09 basketball season.

Marcus Thornton With Seven 20 Point Games; Trying To Regain Shooting Touch From Arc

Junior college transfer Marcus Thornton just missed becoming the first player to score 30 points in a game for the first time since Darrel Mitchell hit 30 against Ohio State in 2005 when he had 27 in the season opener against Southeastern Louisiana ... He would open his career with three 20 point games and after scoring 20 against Oregon State (12/22), he now has seven 20 point games (the list is available in the 20-point box on page 11 of the notes)

Thornton's seven points against Tulane (1/2) stopped an eight-game string of double figure games and LSU needs him to get back on track from the arc as in the last six games he is 8-of-34 from the three-point range with all six of those makes coming in a 6-of-10 performance against Oregon State (12/22) ... The recent three-point totals for Thornton:

Wichita State - 0-of-6
Oregon State - 6-of-10
Washington - 0-of-4
Tulane - 0-of-5
Texas A&M - 0-of-3
Miss. State - 2-of-6

The Few, The Proud, The Tigers

The Tigers dressed just eight players against Texas A&M (1/2) but has been helped a little bit with 10 players dressed for league games now it appears ... Dameon Mason is finished with his intercession classes and Quintin Thornton, the junior college transfer from Orlando, Fla., has returned to the team ... Thornton, no relation to Marcus Thornton, tore his pectoral muscle on the first week of preseason practice in an individual workout session and was finally cleared to practice on Tuesday ... He played three minutes in his first action since Canada as an LSU Tigers against Mississippi State (1/9) ... Tasmin Mitchell remains out for the season after surgery for an ankle fracture suffered early in non-conference play and center Chris Johnson is expected to be out a minimum of three weeks after breaking a bone in his right hand early in the second half at Tulane (1/2).

Randolph One Of The Top SEC Freshman

Anthony Randolph of Dallas is making his name known as one of the top SEC freshman after 15 games, averaging 13.6 points per game, 7.9 rebounds, 2.7 blocks per game and 1.5 steals ... His scoring average ranks fifth among league freshman, the rebound average is second, the steals is third and his blocks per game average is first among league freshman ... Overall in the league his rebound average is seventh and he is second in the league in blocked shot average ... Nationally, Randolph is 16th in blocked shot average.

Losing A Lot With Chris Johnson Out

With Chris Johnson out with a broken right hand, the Tigers will lose a player who had waited his turn in the system and was helping the Tigers to the tune of 11.5 points per game, 4.8 rebounds and some 2.1 blocks per game ... Johnson in 13 games had scored more points, grabbed more rebounds and played more minutes than his freshman and sophomore years combined ... Johnson ran off seven games, starting with his second start, when he scored in double figures including 19 against Oklahoma State and Washington and 20 against Southern.

Trying To Get Another Winning Season

LSU has had a winning record each of the last six seasons which is the third longest consecutive winning streak in school history ... LSU's consecutive season winning streaks:

11 - 1982-83 to 1992-93

9 - 1913-14 to 1921-22

6 - 2001-02 to present

O Canada

The LSU season got off to an early start thanks to a three-game exhibition tour of Canada over the Labor Day weekend ... The Tigers played games and won at the University of Guelph (92-60), York University (101-67) and the University of Toronto (82-55) ... Marcus Thornton, the junior college transfer, led the Tigers on the trip averaging 26.0 points per game as the guard hit 32-of-55 field goal attempts and more importantly 11 three-pointers in 25 attempts (44 percent) ... Anthony Randolph averaged 13.3 points and a team best 6.7 rebounds, while veterans Terry Martin (13.0 points) and Mitchell (11.0 points) averaged in double figures.

LSU as a team shot 48 percent from the floor and 36.9 percent from the international three-point arc, some 30 percentage points higher than a season ago.

LSU's decision to wait until the Labor Day Weekend to go on a trip outside the United States allowed the newcomers to join the veterans on the trip and allowed for a week of practice prior to leaving for Canada.

Can't Shake The Trend From Last Year

After winning almost all of the close games in 2006, the streak turned against LSU in 2007, going 1-6 in 2007 in games decided by four points or less last season:

Wichita State -- L, 53-57

Texas -- L, 75-76 (OT)

Auburn -- W, 65-63

Georgia -- L, 54-57

Alabama -- L, 70-73

Tennessee -- L, 67-70

Ole Miss -- L, 70-71

Nothing has changed this year as LSU is 1-3 in games of five points or less this season:

McNeese - W, 76-72

Arizona State (ot) - L, 84-87

Villanova - L, 67-68

Tulane - L, 63-68

With the Tulane loss, LSU is now 77-78 in the Brady era in games decided by 10 points or less and 4-5 this season.

Terry Martin's Nice Run

Until he was stymied the last two games, Martin had posted a pretty nice seven-game run ... In that time, he was about to get his average back to double figures and for the most part, consistently hit the three-pointer ... This followed a start of the season, when Martin, concentrating on a lot of point guard worries, struggled at times from the floor ... In the first six games, Martin averaged just six points and was 6-of-27 from the arc (22 percent) ... His seven games prior to the A&M game:

TIGER TRENDS

<u>LSU RECORD...</u>	<u>07-08</u>	<u>JB YRS</u>
In November	5-2	39-9
In December	2-3	53-16
In January	0-3	37-48
In February		35-43
In March		27-17
In April		0-1

LSU vs. AP Ranked Opponents

At home		12-16
On the road	0-2	3-28
Neutral		8-5

LSU's Record in Games...

Decided by 5 pts or less	1-2	49-46
Decided by 10 pts or less	4-5	77-78
Decided 11 pts or more	3-3	115-55
At night	5-4	139-82
During the day	2-3	53-50
Decided in Overtime	0-1	8-8
Televised	5-7	88-87

LSU's Record When Scoring...

Less than 60 points	0-3	10-58
60-69 points	2-3	51-49
70-79 points	3-1	61-25
80-89 points	2-1	41-3
90-99 points		23-0
100 or more points		5-0

LSU's Record When Allowing...

Less than 60 points	3-0	98-16
60-69 points	2-4	65-40
70-79 points	2-2	23-43
80-89 points	0-2	4-32
90-99 points		0-3
100 or more points		1-0

LSU's Record When...

Leading at the half	4-3	152-28
Losing at the half	1-5	31-97
Tied at the half	2-0	8-9
Lead 10 minutes left	5-1	162-24
Losing 10 minutes left	0-7	26-106
Tied 10 minutes left	1-1	3-5
Lead 5 minutes left	7-1	166-19
Losing 5 minutes left	0-6	20-108
Tied 5 minutes left	0-1	5-7

LSU's Record When Shooting...

50% or higher	3-0	91-17
Less than 50%	4-8	100-117
Better than opponent	6-2	159-33
Worse than opponent	1-5	32-99
Even Shooting	0-1	0-2
More 3PT FGs than opp.	5-5	90-36

LSU's Record When...

Outrebounding opp.	3-0	156-30
Outrebounded by opp.	4-8	33-96
Equal rebounds	-----	2-8

LSU's Record When Committing...

Fewer TO than opp.	5-1	98-30
More TO than opp.	1-5	81-94
Equal TO	1-2	12-10
15 or fewer TO	5-4	113-57

COACHING MARKS

Coaching Tenure in SEC

1. Billy Donovan, Florida	12th season
2. John Brady, LSU	11th season
3. Rick Stansbury, MSU	10th season
3. Mark Gottfried, Ala.	10th season
5. Kevin Stallings, Vandy	7th season
5. Dave Odom, USC	7th season
7. Dennis Felton, UGA	5th season
8. Jeff Lebo, Auburn	4th season
9. Bruce Pearl, Tennessee	3rd season
10. Andy Kennedy, Ole Miss	2nd season
11. Billy Gillispie, Kentucky	1st season
11. John Pelphrey, Arkansas	1st season

Coaching Tenure at LSU

1. Harry Rabenhorst	29 seasons
2. Dale Brown	25 seasons
3. John Brady	11 seasons
4. Jay McCreary	8 seasons
5. Dr. C. C. Stroud	6 seasons
5. Press Maravich	6 seasons

Coaching Wins at LSU

1. Dale Brown	448
2. Harry Rabenhorst	340
3. John Brady	191
4. Dr. C. C. Stroud	82
4. Jay McCreary	82

Coaching Wins in SEC

(through play on January 9)

1. Billy Donovan, Fla.	275
2. Rick Stansbury, MSU	195
3. Mark Gottfried, Ala.	192
4. John Brady, LSU	191
5. Kevin Stallings, Vandy	160
6. Dave Odom, USC	122
7. Dennis Felton, UGA	66
8. Bruce Pearl, Tennessee	59
9. Jeff Lebo, Auburn	52
10. Andy Kennedy, Ole Miss	34
11. John Pelphrey, Arkansas	11
12. Billy Gillispie, Kentucky	6

All-Time Wins--SEC

(through play on January 9)

1. Adolph Rupp, UK	875
2. Dale Brown, LSU	448
3. C. M. Newton, UA/VU	340
3. Harry Rabenhorst, LSU	340
5. Tubby Smith	308
6. Joe B. Hall, Kentucky	297
6. Hugh Durham, Georgia	297
8. Ray Mears, Tennessee	278
8. Roy Skinner, Vanderbilt	278
10. Billy Donovan, Florida	275

15. Norm Sloan, Florida	232
16. Rick Pitino, Kentucky	219
17. Joel Eaves, Auburn	214
18. Don DeVoe, Tenn, Fla.	211
19. Eddie Fogler, Vandy/SC	204
20. Bob Polk, Vanderbilt	197
22. Rick Stansbury, Miss. St.	195
23. Mark Gottfried, Alabama	192
24. John Brady, LSU	191
21. Richard Williams, Miss. St.	191

30. Kevin Stallings, Vandy	160

Southern - 11 points, 2-of-5 three-pointers

Villanova - 14 points, 4-of-6 three-pointers

Northwestern State - 15 points, 3-of-6 three-pointers

Wichita State - 11 points, 3-of-6 three-pointers

Oregon State - 15 points, 3-of-11 three-pointers (six assists, no turnovers in 40 minutes)

Washington - 14 points, 2-of-6 three-pointers

Tulane - 19 points, 4-of-9 three-pointers

Totals - 14.1 ppg average, 21-of-49 three-pointers (42.8 percent)

For the season, he is averaging 10.1 points per game ... In the last two games, Martin has scored just 10 points and made just 5-of-19 field goal attempts (0-of-7 from the arc).

Garrett Temple Cracks Top 10 In Career Assists, Blocks

The junior, who has spent much of his career dishing out timely assists and through 15 games has 49 assists ... That gives him a total of 286 career assists, ninth best all time at LSU (complete list in career box on page 11 of notes) ... He has 109 career steals and is just 27 short of moving into the top 10 in that category at LSU ... Against Oregon State (12/22), he blocked two shots to move into the school top 10 list for blocked shots and now has 81 for his career.

With the loss of Chris Johnson for the foreseeable future, Temple has moved to more of a post position in LSU's four-guard starting lineup used against Texas A&M (1/5) and Mississippi State (1/9).

Scoring Issues

Through the first nine games, LSU was working at one of the best scoring rates of the John Brady era, averaging 77.1 points per game while giving up an average of 65 points ... In the last six games, the Tigers have averaged just 55.7 points per game while giving up an average of 68 points, going 1-5 in the process ... LSU has seen its season average drop to 68.5 points per game, compared to 66.6 for the opposition.

Defense has been one of the trademarks of the John Brady era at LSU ... When LSU lost to Arizona State, 87-84, in overtime (11/21), it marked only the third time in the 11 years of the Brady era that LSU has scored 80 or more points and not won the game ... The other two times came in December 2004 at Biloxi against Southern Miss when LSU lost 88-84 in overtime and in November 2005 when LSU lost at home to Houston, 84-83.

LSU is 69-3 when scoring 80 or more points in the Brady era and also a good 129-28 (82.0%) when scoring 70 or more ... The Tigers have only allowed 80 points 40 times in the Brady era and LSU is 5-35 when they allowed 80 or more points.

Three Scoring 20

The Tigers had three players score 20 points in the win over Southern (11/30) ... Anthony Randolph scored a career high 24, Marcus Thornton 22 and Chris Johnson a career high 20 points ... Randolph and Johnson played 26 minutes, while Thornton played 32 minutes for the Tigers in the win.

The last time three LSU players scored in 20 points was in the double overtime win over Ohio State on Jan. 15, 2005 when Darrel Mitchell had 32 points (the last LSU player to break 30 in a game), Brandon Bass (2005 SEC Player of the Year) had 29 and Antonio Hudson added 20. LSU won the game, 113-101.

The other time it happened for LSU in a regulation game was in the 1999-2000 season opener at the Maravich Center when LSU defeated Grambling State, 112-37. In the game Stromell Swift (2000 SEC co-Player of the Year) had 22 points, Ronald Dupree had 21 points and Lamont Roland had 20.

Florida, LSU Still Have Best Home Win Marks

Since the start of the 2002-03 season, Florida and LSU far and away have the most home wins of any team in the Southeastern Conference:

Florida 82
LSU 74
Vanderbilt 69
Alabama 67
Tennessee 67
Arkansas 61
Kentucky 61
South Carolina 58
Auburn 55
Mississippi St. 55
Georgia 54
Ole Miss 48

Total SEC Wins Since 2005 Has LSU Near Top

LSU in the last three seasons is also near the top of the league in total conference wins:

Florida 36
 Kentucky 32
 LSU 31
 Alabama 29
 Tennessee 29
 Vanderbilt 26
 Arkansas 24
 Mississippi State 23
 South Carolina 17
 Ole Miss 16
 Auburn 15
 Georgia 15

Louisiana Home Win Streak

LSU completed its home slate of games against Louisiana schools Dec. 15 against Northwestern State with LSU winning all five of its games this year (Southeastern Louisiana, McNeese State, Nicholls State, Southern and Northwestern State), extending LSU's winning streak in the Maravich Center against Louisiana schools to 67 games ... LSU last lost to a Louisiana school in the PMAC on Dec. 6, 1988 when Louisiana Tech beat LSU in overtime, 111-109 ... The present streak started two nights later on Dec. 8, 1988 when the Tigers defeated McNeese State ... A total of 42 of those wins have come in the John Brady era.

Learning To Play Without Tasmin Mitchell

The Tigers have had to learn to play without a staple of the last two years in the LSU line-up, junior forward Tasmin Mitchell ... Mitchell, who started every game in his freshman and sophomore seasons is probably out for the remainder of the year after undergoing surgery on his left ankle for a stress fracture of his shin bone ... Mitchell averaged 11.4 points a game during LSU's Final Four season in 2006 and then averaged 14.5 points last season ... Mitchell was a pre-season coaches All-SEC selection for the 2007-08 season ... Mitchell started the first three games of the season, to run his consecutive game starting streak to 71, but had to go to the bench in pain after just six minutes of the LSU-Oklahoma State game in Maui (11/21) ... He underwent surgery on Nov. 29 and while the recovery and rehab process is six-to-eight weeks, it is expected that he will use a medical redshirt and be available for two more seasons for LSU.

John Brady in Elite Company

Brady's two SEC titles (2000, 2006) make him one of just 15 coaches in SEC history to have won at least two SEC regular season titles joining Adolph Rupp (27), Joe Hall (8), Tubby Smith (5), Dale Brown and Babe McCarthy (4), Ray Mears, C. M. Newton, Billy Donovan and Harry Rabenhorst (3) and Brady, Eddie Fogler, Rick Pitino, Nolan Richardson, Ray Skinner and John Mayer (2).

As far as Division championships, only four coaches -- Tubby Smith (7), Rick Pitino, Nolan Richardson and Billy Donovan (4) have won more division titles than John Brady.

Brady 24th On SEC All-Time Coaching List

Brady's 191 career wins at LSU has him listed as the 24th winningest coach all-time in the Southeastern Conference as of the start of league play ... Mississippi State coach Rick Stansbury is ahead of him with 195 wins with Alabama's Mark Gottfried at 192 career wins ... Brady is tied with former Mississippi State coach Richard Williams next at 191 ... Brady needs six wins to move into the top 20 all-time in wins in the SEC.

NBA Playing With Five Former Tigers On Rosters

The National Basketball Association presently has five former LSU Tigers on its rosters:

Brandon Bass -- 3rd yr -- Dallas Mavericks (first year after two with New Orleans)
 Glen Davis -- rookie year -- Boston Celtics (2nd round draft pick)
 Shaquille O'Neal -- 16th yr -- Miami Heat (third team to play with after Orlando, LA)
 Stromile Swift -- 8th year -- Memphis Grizzlies (drafted 3rd by Vancouver in 2000)
 Tyrus Thomas -- 2nd yr -- Chicago Bulls (4th pick 2006 by Portland, traded to Chicago)

Three-Point Shooting Notes

In the Arizona State (11/21) game, LSU's 33 attempts was just seven shy of the school record for attempts ... In fact, Marcus Thornton's 12 attempts in that game was the first time anyone had attempted more than 10 three-pointers in a game since Torris Bright in 2002 ... Against Oregon State (12/22), Thornton's six makes was the first time someone made at least six attempts since Antonio Hudson against Louisiana-Lafayette in November 2004.

For the season, LSU is averaging 6.6 treys a game and 32.2 percent (99-of-307) ... LSU hit 10 treys against Oregon State (12/22), the third time LSU was in double figures from the arc (11 vs. Oklahoma State 11/19; 12 vs. Arizona State, 11/21; and 10 versus Oregon State (12/22) ... For the season, opponents are making 5.8 a game and 30.6 percent (87-of-284).

SCORING BREAKDOWN

CLASS	PTS	PCT.			
Freshmen	321	31.2			
Sophomores	17	1.6			
Juniors	668	64.9			
Seniors	22	2.1			
SCORING	PTS	PCT.			
Starters	844	82.1			
Bench	184	17.9			
POINTS IN PAINT	PTS	APG			
LSU	396	26.4			
Opponents	432	28.8			
POINTS OFF TO	PTS	APG			
LSU	244	16.3			
Opponents	210	14.0			
BENCH SCORING	PTS	APG			
LSU	184	12.3			
Opponents	295	19.7			
FT% LAST 5 MINUTES	PCT				
LSU	49-73	67.1			
Opponents	57-73	78.1			
FG% LAST 5 MINUTES	PCT				
LSU	50-115	43.5			
Opponents	46-114	40.4			
3FG% LAST 5 MINUTES	PCT				
LSU	13-49	26.5			
Opponents	8-41	19.5			
W-L RECORDS OF STARTING LINEUPS					
(G, G, G, F, F), (G, G, C, F, F), (G, G, C, G, F) or (G, G, G, G, F)					
1-0 -- Temple, Martin, Thornton, Randolph, Mitchell					
1-1 -- Martin, Thornton, Johnson, Randolph, Mitchell					
5-5 -- Martin, Thornton, Johnson, Temple, Randolph					
0-2 -- Spencer, Martin Thornton, Temple, Randolph					
LEADING SCORERS --	Thornton 9, Randolph 4, Johnson 1, Martin 1				
LEADING REBOUNDERS --	Randolph 9, Thornton 4, Johnson 2, Mitchell 1, Martin 1				
LEADING ASSISTS --	Temple 6, Martin 4, Spencer 3, Mitchell 2, Randolph 2, Thornton 2				
TOTAL DUNKS --	Randolph 22, Johnson 15, Green 3, Temple 2, Thornton 1, Martin 1				
DOUBLE FIGURE SCORING GAMES --	Thornton 13, Randolph 12, Martin 9, Johnson 8, Spencer 4, Mitchell 1, Temple 2				
DOUBLE DOUBLE --	Thornton 3, Randolph 2, Mitchell 1, Johnson 1				
PLAYERS SCORING IN DOUBLE FIGURES BY GAME					
1	2	3	4	5	6/more
5	2	8			

STREAKING

Consecutive Games in Double Figures

Anthony Randolph 4
Marcus Thornton 2

Consecutive Games Without Fouling Out

Terry Martin 34
Tasmin Mitchell 28
Alex Farrer 25
Marcus Thornton 15
Bo Spencer 15
Garrett Green 12
Dameon Mason 10
Greg Terrebbonne 8
Chris Johnson 8
Anthony Randolph 7
Garrett Temple 1

Consecutive Gms. 3PT FG

Terry Martin 9

Consecutive Games Scored in

Terry Martin 22
Chris Johnson 14
Anthony Randolph 15
Marcus Thornton 13
Garrett Temple 3
Dameon Mason 2
Garrett Green 2

Consecutive Games Started

Terry Martin 23
Anthony Randolph 15
Marcus Thornton 15
Garrett Temple 11
Bo Spencer 2

IN NCAA STATISTICS

Team

Field Goal Pct. Def:	39.7%	49th
Free Throw Pct:	72.9%	55th
Blocks	7.3 bpg	6th

Individual

Pts - Marcus Thornton	17.5	84th
FT Pct - Chris Johnson	84.0%	75th
Blocks - A. Randolph	2.7	16th
Chris Johnson	2.1	41st

Rebounding

Rebounding has become a big issue as LSU has been out rebounded each of the last eight games by a combined total of by a combined 82 boards:

Villanova -4 (39/43)
Northwestern State -14 (34/48)
Wichita State -19 (31/50)
Oregon State -10 (33/43)
Washington -5 (33/38)
Tulane -10 (30/40)
Texas A&M -9 (31/40)
Miss. State -11 (36/47)

The Wichita game was the first time an opponent had recorded 50 rebounds against LSU since the Wyoming game of Jan. 2001 ... The problem is most noticeable on the offensive boards where LSU was out rebounded 20-5 on the offensive glass by Northwestern State and 17-9 in the Wichita State game ... LSU has been out rebounded in 11 of the 15 games this season.

In past years, LSU's out rebounding opponents has been a key component in LSU winning: 21-5 when having the most boards in 2006 and 16-6 a year ago ... The Tigers have won 156 of 186 games (83.9 percent) in the Brady era when out rebounding the opponent ... LSU has averaged more rebounds than the opponents in each of the first 10 seasons of the Brady era ... But right now the difference has swung to the opponents as far as rebound differential.

The Oregon State game marked just the 33rd time in 126 games in the John Brady era that LSU was able to win a game when out rebounded by the opposition

Through the first 15 games, LSU is averaging 35.5 boards a game, while giving up 39.5 rebounds a game.

LSU is -59 to the opponents in offensive rebounds with opponents having kept possessions alive 217 times, compared to 158 for the Tigers

Free Throw Percentage

The Tigers are 189-of-260 or 72.7 percent, fourth in the league ... Last season, the Tigers hit 70 percent at the free throw line, making 403-of-572 free throws during the 32-game season ... It was just the second time in the Brady era that an LSU team made 70 percent of their free throws and just missed the top 10 for school all-time free throw percentage marks.

The other time the Tigers were over 70 percent was in Coach Brady's eighth year (2004-05) when LSU was 500-of-685 from the line or 73.0 percent ... Last year was the fewest free throw attempts of any team in the Brady era.

Tall and Lean Tigers Blocking Shots

Well, the Tigers were tall and lean before Chris Johnson's broken hand, but this has been a team that could block shots and Anthony Randolph is one of the league and national leaders.

The blocks have come easily at times but that also can be a double-edge sword as sometimes the blocks are coming from behind shooters driving to the goal after beating defenders to the goal ... But none-the-less, it is a good category number for the Tigers.

The Tigers blocked 14 shots at Villanova (12/6), just two shots off the school record of 16 set by the Shaquille O'Neal-Stanley Roberts team of 1990.

The Tigers cumulative total of blocks last year, 155, ranked sixth all-time at LSU as the Tigers averaged 4.8 blocks per game ... Through the first 15 games, LSU already has 106 blocks or 7.1 a game ... LSU is second in the league behind Mississippi State ... Nine players have blocked shots this year, led by the 40 of Anthony Randolph and the 27 of Chris Johnson.

LSU is on a pace right now to block almost 215 shots this season, on pace to finish just behind the school record of 236 set by the 2005-06 team ... LSU needs just 14 blocks to crack the top 10 on the team single-season school block list at 120.

Tigers Sign Four On First Day Of Fall Signing Period

The LSU Athletics Department announced on Wednesday that four student-athletes have signed national letters-of-intent with the LSU men's basketball team. Signing with the Tigers were:

J'Mison Morgan - Dallas (Texas) South Oak Cliff High - 6-10 center
Storm Warren - Monroe (La.) Richwood High School - 6-6 forward
Delwan Graham - Dunwoody (Ga.) High School - 6-7 small forward
Dennis Harris - Jonesboro (Ga.) Mundy's Mills High School - 6-10 combo forward

Morgan is rated No. 23 in the country by Rivalshoops.com and 29th by Scoutshoops.com after averaging 13 points, nine rebounds and five blocks per game last season. He was the District 14-4A defensive MVP and was named first-team Class 4A All-State by the Texas Association of Basketball Coaches ... Warren, ranked the 31st best power forward in the country by Scoutshoops.com, averaged 22.3 points, 18.1 rebounds and nine blocks a contest last year for Richwood as the Rams advanced to the Class 3A state semifinals. He was a first team All-State selection by the Louisiana Sports Writers Association ... Delwan Graham, ranked 68th in the country by Scoutshoops.com, averaged 18.6 points per game and 11 rebounds in earning first team Class 3A All-State honors by the Georgia Coaches Association. Dunwoody was 27-4 last

season after winning the state crown in Graham's sophomore season ... Harris' Mundy Mills team is 60-24 the last three seasons, with three consecutive playoff appearances, including a regional championship and a trip to the Class 5A state tournament in 2007. The 3-star Rivalshoops.com and Scouthoops.com player averaged 19 points and 11 rebounds in earning an honorable mention All-Metro by the Atlanta Journal Constitution. He scored a 1300 on the SAT and carries a 3.7 GPA.

Next - Home To Host Auburn

The Tigers return home for a Wednesday night game at 7 p.m. against Auburn in the Pete Maravich Assembly Center ... There is no television for the game ... Tickets are available online at www.LSUsports.net. for \$14 for adults and \$5 for youth (ages 3-12) ... In conjunction with LSU's 100th basketball season and the upcoming 100th anniversary celebration, the voting will begin for the all-decade teams of the 1940s and 1950s.

CAREER RECORDS

LSU ASSIST LEADERS

1. Kenny Higgs	1974-78	645
2. Ethan Martin	1977-81	638
3. Torris Bright	2000-03	544
4. Pete Maravich	1967-70	425
5. Derrick Taylor	81-82; 83-86	401
6. Mike Darnall	1972-75	399
7. Darrel Mitchell	2002-06	367
8. Ricky Blanton	84-86; 87-89	314
9. Garrett Temple	active	286

LSU STEAL LEADERS

1. Clarence Ceasar	1991-95	310
2. Ethan Martin	1977-81	279
3. Torris Bright	2000-03	246
4. Darrel Mitchell	2002-06	219
5. Derrick Taylor	81-82; 83-86	207
6. Jerry Reynolds	1982-85	194
7. Darryl Joe	1986-88	173
8. Jermaine Williams	1998-02	154
9. Leonard Mitchell	1980-84	151
10. Vernel Singleton	1988-92	136
10. Johnny Jones	1980-84	136
--		
xx. Garrett Temple	active	109

LSU BLOCK LEADERS

1. Shaquille O'Neal	1989-92	412
2. Stromile Swift	1998-00	130
3. Glen Davis	2004-07	110
4. Brandon Bass	2003-05	104
5. Jose Vargas	1984-88	100
6. Tyrus Thomas	2005-06	99
7. Lionel Green	1975-79	94
8. Jaime Lloreda	2002-04	89
9. Leonard Mitchell	1980-84	82
10. Garrett Temple	active	81

20-POINT GAMES

27-Marcus Thornton, vs. SE La. (11/12)

24-Anthony Randolph, vs. Southern (11/30)

24-Marcus Thornton, vs. Nicholls (11/28)

24-Marcus Thornton vs. McNeese (11/14)

22-Marcus Thornton vs. NW State (12/15)

22-Marcus Thornton vs Southern (11/30)

21-Anthony Randolph, vs. Nicholls (11/28)

21-Anthony Randolph, vs. Arizona State (11/30)

20-Marcus Thornton, vs. Ore. St. (12/22)

20-Chris Johnson, vs. Southern (11/30)

20-Marcus Thornton vs. Okla St. (11/19)

Single Season Records

LSU BLOCK LEADERS

1. Shaquille O'Neal	1991-92	157
2. Shaquille O'Neal	1990-91	140
3. Shaquille O'Neal	1989-90	115
4. Tyrus Thomas	2005-06	99
5. Stormile Swift	1999-00	95
6. Jaime Lloreda	2002-03	61
6. Lionel Green	1978-79	61
8. Stanley Roberts	1989-90	60
9. Brandon Bass	2003-04	56
10. Brandon Bass	2004-05	48

** Anthony Randolph 2007-08 40

LSU TEAM BLOCK LEADERS

1. 2005-06	236
2. 1989-90	225
3. 1991-92	206
4. 1990-91	198
5. 1999-00	180
6. 2006-07	155
7. 2002-03	132
8. 2004-05	127
9. 2003-04	122
10. 1994-95	120

** 2007-08 103

LSU TEAM FT PCT. LEADERS

1. 1988-89	.770
2. 1985-86	.750
3. 1963-64	.737
4. 2004-05	.730
5. 2007-08	.727
5. 1969-70	.727
7. 1972-73	.720
8. 1984-85	.714
8. 1967-68	.714
10. 1979-80	.710

The Last Time LSU ...

ALL GAMES

Scoring

Less Than 50 points	39 -- vs. Miss. State (39-61), 1/9/08
50-59 points	53 -- at Texas A&M (79-53), 1/5/08
60-69 points	63 -- at Tulane (63-68), 1/2/08
70-79 points	78 -- vs. Chaminade (78-72), 11/20/07
80-89 points	82 -- vs. Northwestern St. (82-58), 12/15/07
90-99 points	92 -- vs. Miss. Valley (92-58), 12/28/06
100 or more points	104 -- vs. Nicholls State (104-57), 11/21/05

Opponents Scoring

Less than 50 points	45 -- by Southern (45-88), 11/30/07
50-59 points	58 -- by Northwestern St., (58-82), 12/15/07
60-69 points	61 -- by Miss. State (61-39), 1/9/08
70-79 points	79 -- by Texas A&M (79-73), 1/5/08
80-89 points	87 -- by Arizona State (87-84), 11/21/07
90-99 points	96 -- by Arkansas (75-96), 1-26-00
100 or more points	101 -- by Ohio State (101-113), 1-15-05

Field Goal Percentage

Shot 20-29 percent	21.2 -- vs. Miss. State (14-66), 1/9/08
Shot 30-39 percent	37.1 -- at Texas A&M (23-62), 1/5/08
Shot 40-49 percent	40.8 -- at Tulane (23-57), 1/2/08
Shot 50-59 percent	53.8 -- vs. Southern (35-65), 11/30/07
Shot 60-69 percent	60.9 -- vs. Ole Miss (28-46), 2/14/07
Shot 70 percent or above	70.3 -- vs. Centenary (45-64), 1-15-03

Opponents Field Goal Percentage

Shot 20-29 percent	24.6 -- by Southern (16-65), 11/30/07
Shot 30-39 percent	31.0 -- by Northwestern St. (22-71), 12/15/07
Shot 40-49 percent	48.0 -- by Miss. State (24-50), 1/9/08
Shot 50-59 percent	51.9 -- by Texas A&M (28-54), 1/5/08
Shot 60-69 percent	60.0 -- by W. Va. (33-55), 11-27-04

Three-Point FG Percentage

Shot less than 10 percent	0.0 -- vs. UCLA (NCAA FF) (0-6), 4/1/06
Shot 10-19 percent	11.8 -- vs. Miss. State (2-17), 1/9/08
Shot 20-29 percent	20.0 -- at Texas A&M (3-15), 1/5/08
Shot 30-39 percent	34.8 -- at Tulane (8-23), 1/2/08
Shot 40-49 percent	43.5 -- vs. Oregon State (10-23), 12/22/07
Shot 50-59 percent	57.1 -- at Ole Miss (4-7), 2/14/07
Shot 60 percent or more	63.6 -- vs. Georgia (7-11), 1/25/06

Opponents Three-Point FG Percentage

Shot less than 10 percent	7.1 -- by Georgia (1-14), 1/25/06
Shot 10-19 percent	10.5 -- by Wichita State (2-19), 12/19/07
Shot 20-29 percent	22.2 -- by Miss. State (4-18), 1/9/08
Shot 30-39 percent	35.7 -- by Texas A&M (5-14), 1/5/08
Shot 40-49 percent	41.7 -- by Tulane (5-12), 1/2/08
Shot 50-59 percent	52.2 -- by McNeese State (12-23), 11/14/07
Shot 60 percent or more	61.5 -- by Washington (8-13), 12/20/06

Free Throw Percentage

Shot less than 50 percent	46.4 -- vs. UCLA (NCAAFF), (13-28), 4/1/06
Shot 50-59 percent	50.0 -- at Texas A&M (4-8), 1/5/08
Shot 60-69 percent	69.2 -- vs. Miss. State (9-13), 1/9/08
Shot 70-79 percent	77.3 -- vs. Oregon State (17-22), 12/22/07
Shot 80-89 percent	83.3 -- vs. Washington (10-12), 12/29/07
Shot 90-99 percent	93.5 -- vs. Ohio State (29-31), 1-15-05
Shot 100 percent	100.0 -- vs. Alabama (9-9), 1/31/07

Rebounds

Had 20-29 rebounds	29 -- vs. Southeastern La., 11/12/07
Had 30-39 rebounds	36 -- vs. Miss. State, 1/9/08
Had 40-49 rebounds	41 -- vs. Chaminade, 11/20/07
Had 50-59 rebounds	52 -- vs. Southern, 11/30/07
Had 60 or more rebounds	60 -- vs. Troy State, 12-22-98

Opponent Rebounds

Less than 20 rebounds	19 -- by South Carolina, 1-12-05
20-29 rebounds	28 -- by Nicholls, 11/28/07
30-39 rebounds	39 -- by Washington, 12/29/07
40-49 rebounds	47 -- by Miss. State, 1/8/08
50-59 rebounds	50 -- by Wichita State, 12/19/07

Assists

Less than 5 assists	4 -- vs. Miss. State, 1/9/08
5-10 assists	9 -- at Texas A&M, 1/5/08
11-15 assists	12 -- at Tulane, 1/2/08
16-20 assists	17 -- at Northwestern St., 12/15/07
21-25 assists	21 -- vs. Miss. Valley, 12/28/06
26-30 assists	26 -- vs. ULM, 11/19/06
31 or more assists	33 -- vs. Georgia State, 12-28-94

Opponent Assists

Less than 5 assists	4 -- by Southern, 11/30/07
5-10 assists	10 -- by Villanova, 12/6/07
11-15 assists	11 -- by Miss. State, 1/9/08
16-20 assists	17 -- by Auburn, 2/28/07
21-25 assists	21 -- by Tennessee, 1-6-99
26-30 assists	28 -- by Fresno State, 11-26-97
31 or more assists	33 -- by Kentucky, 1-16-96

Blocks

0 blocks	0 -- vs. South Carolina, 1-12-05
1-5 blocks	4 -- vs. Miss. State, 1/9/08
6-10 blocks	6 -- vs. Oregon State, 12/22/07
11-15 blocks	14 -- at Villanova, 12/6/07
16 or more blocks	16 -- vs. Texas, 1-2-90

Opponent Blocks

0 blocks	0 -- by Nicholls, 11/28/07
1-5 blocks	5 -- by Tulane, 1/2/08
6-10 blocks	10 -- by Miss. State, 1/9/08
11-15 blocks	11 -- by UConn, 1/6/07

Steals

0 steals	0 -- vs. Georgia Tech, 3-17-90
1-5 steals	5 -- at Texas A&M, 1/5/08
6-10 steals	6 -- vs. Miss. State, 1/9/08
11-15 steals	12 -- vs. Northwestern State, 12/15/07
16 or more steals	22 -- vs. Arkansas, 2-17-01

Opponent Steals

0 steals	0 -- by Florida, 2/19/05
1-5 steals	5 -- by Miss. State, 1/9/08
6-10 steals	7 -- by Wichita State, 12/19/07
11-15 steals	11 -- by Washington, 12/29/07
16 or more steals	16 -- by Miami (Fla.), 12-27-01

The Last Time An LSU Player..

ALL GAMES

Scored 20-24 points	20	Marcus Thornton, vs. Oregon State, 12/22/07
Scored 25-29 points	27	Marcus Thornton, vs. Southeastern La., 11/12/07
Scored 30-34 points	32	Darrel Mitchell, vs. Ohio State, 1-15-05
Scored 35-39 points	35	Maurice Carter, vs. Arkansas, 1-2-99
Scored 40-45 points	40	Ronnie Henderson, vs. Alabama, 2-11-95
Scored 45-49 points	46	Chris Jackson, vs. Vanderbilt, 2-18-90
Scored 50-54 points	51	Chris Jackson, vs. Texas, 1-2-90
Scored 55-59 points	55	Chris Jackson, vs. Ole Miss, 3-4-89
Scored 60 or more.....	64	Pete Maravich, vs. Kentucky, 2-21-70
Scored double figures in 5 straight games.....	5	Anthony Randolph, 12/22/07 to 1/9/08
Scored double figures in 10 straight games.....	10	Tasmin Mitchell 1/3/107 to 3/3/07
Scored double figures in 15 straight games.....	48	Glen Davis, 3/5/05 to 12/17/06
Scored double figures in 20 straight games.....	48	Glen Davis, 3/5/05 to 12/17/06
Scored double figures in 25 straight games.....	48	Glen Davis, 3/5/05 to 12/17/06
Scored double figures in 30 straight games.....	48	Glen Davis, 3/5/05 to 12/17/06
Scored double figures in 35 straight games.....	48	Glen Davis, 3/5/05 to 12/17/06
Scored double figures in 40 straight games.....	48	Glen Davis, 3/5/05 to 12/17/06
Scored double figures in 45 or more straight game	48	Glen Davis, 3/5/05 to 12/17/06
Scored 20 points or more in 2 straight games	2	Marcus Thornton, 24 vs. Nicholls State (11/28/07); 22 vs. Southern (11/30/07)
Scored 20 points or more in 3 straight games	3	Marcus Thornton, 27 vs. Southeastern Louisiana (11/12/07); 24 vs. McNeese (11/14/07); 20 vs. Oklahoma State (11/19/07)
Scored 20 points or more in 4 straight games	4	Glen Davis, 20 at Tulane, 12/2/06; 24 vs. Texas A&M, 12/5/06; 21 vs. Texas, 12/10/06; 22 at Oregon State, 12/17/06
Scored 20 points or more in 5 straight games		
Scored 30 points or more in consecutive games.....	3	Ronnie Henderson, 40 vs. Alabama, 2-11-95; 30 vs. Ole Miss, 2-15-95; 33 vs. Georgia, 2-18-95
Made 10-14 field goals in a game.....	10	Anthony Randolph, vs. Southern, 11-30-07
Made 15 or more field goals in a game	18	Shaquille O'Neal, vs. Northern Arizona, 12-28-91
Attempted 15-19 field goals in a game	17	Anthony Randolph, at Texas A&M, 1/5/08
Attempted 20-24 field goals in a game	16	Marcus Thornton, at Texas A&M, 1/5/08
Attempted 25-29 field goals in a game	20	Tasmin Mitchell, at Auburn, 2/28/07
Attempted 30 or more field goals in a game	25	Ronnie Henderson, vs. Nicholls State, 1-23-96
	34	Ronnie Henderson, vs. Oklahoma State, 12-20-94
Made 5 three pointers in a game	5	Terry Martin, vs. Auburn, 1/13/07
Made 6-9 three pointers in a game.....	6	Marcus Thornton, vs. Oregon State, 12/22/07
Made 10 or more three pointers in a game	10	Chris Jackson, vs. Tennessee, 2-10-90
Attempted 7 three pointers in a game	7	Marcus Thornton, vs. Southern, 11/30/07
Attempted 8-10 three pointers in a game	9	Terry Martin, at Tulane, 1/2/08
Attempted 11 or more three pointers in a game	11	Terry Martin, vs. Oregon State, 12/22/07
Had 10-14 rebounds	12	Marcus Thornton, Wichita State, 12/19/07
Had 15-19 rebounds	15	Glen Davis, vs. Tennessee (SECT), 3/8/07
Had 20 or more rebounds.....	21	Jaime Lloreda, vs. McNeese State, 11-24-03

The Last Time An LSU Player..

ALL GAMES

Had 10 or more rebounds in 2 straight games	2	Glen Davis, 18 vs. Arkansas, 2/10/07; 10 at Ole Miss, 2/14/07
Had 10 or more rebounds in 3 straight games	3	Glen Davis, 13 at Tennessee, 2/7/07; 18 vs. Arkansas, 2/10/07; 10 at Ole Miss, 2/14/07
Had 10 or more rebounds in 4 straight games	4	Glen Davis, 10 at Miss. State, 2/3/07; 13 at Tennessee, 2/7/07; 18 vs. Arkansas, 2/10/07; 11 vs. Ole Miss, 2/14/07
Had 10 or more rebounds in 5 straight games	5	Glen Davis, 13 vs. Miss. State, 2/15/06; 11 at Auburn, 2/18/06; 11 at Vandy, 2/22/06; 15 vs. Kentucky, 2/25/06, 10 vs. S. Carolina, 2/28/06
Had 10 or more rebounds in 6 or more games	8	Glen Davis, 11 at Alabama, 2/4/06; 16 vs. Arkansas, 2/8/06; 15 at Florida, 2/11/06; 13 vs. Miss. State, 2/15/06; 11 at Auburn, 2/18/06; 11 at Vandy, 2/22/06; 15 vs. Kentucky, 2/25/06; 10 at S. Carolina, 2/28/06
Had 9 offensive rebounds in a game	9	Glen Davis, vs. Tennessee (SECT), 3/8/07
Had 10 defensive rebounds in a game.....	10	Marcus Thornton, at Villanova, 12/6/07
Had 5-7 assists	5	Garrett Temple, vs. Washington, 12/29/07
Had 8-10 assists	8	Darrel Mitchell, vs. Kentucky, 2/25/06
Had 11-15 assists	12	Torris Bright, vs. McNeese State, 12-7-02
Had 16 or more assists	18	Randy Livingston, vs. George Mason, 12-3-94
Had 3-5 blocks in a game	3	Anthony Randolph, at Tulane, 1/2/08
Had 6-8 blocks in a game	6	Chris Johnson, vs. McNeese State, 11/14/07
Had 9-10 blocks in a game	9	Tyrus Thomas, vs. Tennessee, 1/14/06
Had 11 or more blocks in a game	11	Stromile Swift, vs. Alabama, 2-10-99
Had 3-5 steals in a game	3	Dameon Mason, vs. Miss. State, 1/9/08
Had 6-7 steals in a game	6	Darrel Mitchell, vs. McNeese State, 12/10/05
Had 8-9 steals in a game	8	Clarence Ceasar, vs. Auburn, 1-8-94
Had 10 or more steals in a game	10	Shawn Griggs, vs. Tennessee, 2-23-91
Had a double-double.....		Marcus Thornton, at Villanova, 15 pts-13 reb, 12/6/07
Had a double-double in 2 straight games		Glen Davis, vs. Arkansas, 19 pts-18 reb., 2/1/07; at Ole Miss, 26 pts-11 reb., 2/14/07
Had a double-double in 3 or more straight games	3	Glen Davis, vs. Louisiana Tech, 23 pts-14 reb., 12/23/06; vs. Wright State, 26 pts-12 reb., 12/27/06; vs. Miss. Valley, 19 pts-13 reb., 12/28/06
Had a triple-double		Shaquille O'Neal, 26 pts-13 reb-11 blks, vs. BYU, 3-19-92
Played 40 minutes in a game	40	Garrett Temple, vs. Oregon State, 12/22/07
.....	40	Terry Martin, vs. Oregon State, 12/22/07
Played 41-49 minutes in a game.....	42	Garrett Temple, vs. Tennessee (SECT), 3/8/07
Played 50 or more minutes in a game	54	Maurice Carter, vs. Alabama, 2-10-99

Previous Game Boxscores

Game 1 -- LSU 72, Southeastern Louisiana 62 11/12/07 7:00 pm at Maravich Center (Baton Rouge, LA)

Southeastern Louisiana 1-1											
Player	fg-a	3fg-a	ft-a	reb	pf	tp	a	to	blk	s	min
Span, Warrell, f	6-13	0-1	2-2	4	3	14	1	1	0	1	27
Green, Keyvn, f	4-14	1-5	0-0	4	3	9	0	2	0	0	30
Nance, Tavaris, f	4-9	0-2	3-6	3	5	11	4	1	0	3	35
Sullivan, Patrick, c	5-10	0-0	0-2	14	3	10	1	6	1	0	29
Nicks, Dekyron, g	3-8	2-6	3-4	1	4	11	0	1	0	2	37
Dunbar, Jeremy	2-4	1-3	0-0	0	0	5	0	1	0	0	16
Arnold, Daryl	1-3	0-2	0-0	3	0	2	0	1	0	0	12
Ndoumba, David	0-2	0-0	0-0	7	2	0	0	1	0	0	11
Austin, Howard	0-0	0-0	0-0	0	0	0	0	1	0	0	3
TEAM				2				1			
Totals.....	25-63	4-19	8-14	38	20	62	6	16	1	7	200

TOTAL FG%	1st Half: 12-37 32.4%	2nd Half: 13-26 50.0%	Game: 39.7%	DB
3-Pt. FG%	1st Half: 2-8 25.0%	2nd Half: 2-11 18.2%	Game: 21.1%	REB.
F Throw %	1st Half: 4-8 50.0%	2nd Half: 4-6 66.7%	Game: 57.1%	4

LSU 1-0											
Player	fg-a	3fg-a	ft-a	reb	pf	tp	a	to	blk	s	min
Mitchell, Tasmin, f	3-6	0-1	0-0	2	4	6	3	3	1	2	24
Randolph, A., f	7-11	1-2	4-6	13	2	19	2	2	6	4	33
Thornton, M. g	8-14	4-7	7-9	2	0	27	2	2	0	2	34
Martin, Terry, g	2-7	0-2	2-2	4	3	6	3	2	0	1	31
Temple, Garrett, g	0-1	0-1	0-2	1	3	0	1	2	0	0	29
Mason, Dameon	2-5	0-0	1-1	1	1	5	0	1	0	0	15
Spencer, Bo	3-3	1-1	0-0	1	1	7	2	2	0	1	21
Johnson, Chris	1-4	0-2	0-0	2	0	2	0	0	1	1	13
TEAM				3				1			
Totals.....	26-51	6-16	14-20	29	15	72	13	14	8	11	200

TOTAL FG%	1st Half: 12-27 44.4%	2nd Half: 14-24 58.3%	Game: 51.0%	DB
3-Pt. FG%	1st Half: 3-9 33.3%	2nd Half: 3-7 42.9%	Game: 37.5%	REB.
F Throw %	1st Half: 3-3 100%	2nd Half: 11-17 64.7%	Game: 70.0%	4

Officials: Ed Corbett, Bert Smith, Michael Stephens
 Technical fouls: Southeastern Louisiana-None. LSU-TEAM.
 Attendance: 8171
Score by Periods

	1st	2nd	Total
Southeastern Louisiana	30	32	62
LSU	30	42	72

Game 2 -- LSU 76, McNeese State 72 11/14/07 7:00 pm at Maravich Center (Baton Rouge, LA)

McNeese State 0-2											
Player	fg-a	3fg-a	ft-a	reb	pf	tp	a	to	blk	s	min
Lawrence, Rorey, f	2-7	1-4	0-0	4	2	5	2	3	1	4	34
Bradley, Jarvis, f	4-8	0-0	0-0	3	5	8	0	2	0	0	25
Penn, Kleon, f	3-5	0-0	0-0	3	2	6	1	0	4	2	25
Pichon, John, f	3-9	1-2	0-0	6	5	7	2	3	0	0	21
Ford, John, g	8-13	5-6	0-0	3	2	21	5	1	0	0	37
Kapelan, Diego	5-13	5-10	0-0	3	0	15	0	0	0	0	25
Martin, Stephan	0-1	0-0	0-0	1	0	0	0	0	0	0	3
Collins, C.J.	0-0	0-0	0-0	0	1	0	0	0	0	0	4
Wardell, Aldryan	3-6	0-0	4-4	4	5	10	0	4	0	1	21
Robinson, Anthony	0-1	0-1	0-0	0	0	0	0	0	0	0	2
Alawoya, P.J.	1-1	0-0	0-0	1	0	2	0	0	0	0	3
David, Preston	0-0	0-0	0-0	0	0	0	0	0	0	0	0+
TEAM				3				1			
Totals.....	29-64	12-23	4-6	31	22	74	10	14	5	7	200

TOTAL FG%	1st Half: 12-31 38.7%	2nd Half: 17-33 51.5%	Game: 45.3%	DB
3-Pt. FG%	1st Half: 6-12 50.0%	2nd Half: 6-11 54.5%	Game: 52.2%	REB.
F Throw %	1st Half: 2-4 50.0%	2nd Half: 2-2 100%	Game: 66.7%	1

LSU 2-0											
Player	fg-a	3fg-a	ft-a	reb	pf	tp	a	to	blk	s	min
Mitchell, Tasmin, f	4-13	0-4	8-10	14	2	16	3	4	0	4	36
Randolph, A. f	5-9	0-1	2-4	7	3	12	3	2	1	2	29
Johnson, Chris c	2-4	0-1	0-0	3	3	4	1	2	6	0	26
Thornton, M. g	8-16	2-8	6-7	3	1	24	2	3	1	1	37
Martin, Terry g	5-10	1-3	0-2	5	0	11	2	2	1	1	30
Spencer, Bo	0-0	0-0	2-2	1	0	2	0	1	0	0	12
Temple, Garrett	3-4	0-1	3-4	2	2	9	2	0	2	1	30
TEAM				3							
Totals.....	27-56	3-18	21-29	38	11	78	13	14	11	9	200

TOTAL FG%	1st Half: 11-25 44.0%	2nd Half: 16-31 51.6%	Game: 48.2%	DB
3-Pt. FG%	1st Half: 0-8 0.0%	2nd Half: 3-10 30.0%	Game: 16.7%	REB.
F Throw %	1st Half: 10-12 83.3%	2nd Half: 11-17 64.7%	Game: 72.4%	4

Officials: Tony Greene, Bruce Benedict, Antinio Petty
 Technical fouls: McNeese State-Bradley, Jarvis. LSU-Mitchell, Tasmin.
 Attendance: 7891
Score by Periods

	1st	2nd	Total
McNeese State	32	42	74
LSU	32	46	78

Game 3 -- Oklahoma State 83, LSU 77 (First-Round EA Sports Maui Invitational) 11-19-07 12 p.m. at Lahaina Civic Center, Maui, Hawaii

LSU 2-1											
Player	fg-a	3fg-a	ft-a	reb	pf	tp	a	to	blk	s	min
Mitchell, Tasmin f	0-2	0-0	0-0	1	2	0	0	2	0	1	6
Randolph, A. f	2-5	0-1	1-2	5	4	5	2	5	3	0	26
Johnson, Chris, c	8-9	3-4	0-0	5	2	19	1	7	0	0	37
Thornton, M. g	6-14	2-6	6-6	3	3	20	1	0	1	1	31
Martin, Terry, g	2-9	1-6	0-0	6	3	5	0	2	0	0	24
Spencer, Bo	3-6	2-3	2-2	1	2	10	4	4	0	1	25
Temple, Garrett	4-7	3-5	6-6	3	4	17	5	4	1	1	34
Green, Garrett	0-1	0-0	1-2	2	5	1	1	2	2	1	17
TEAM				5							
Totals.....	25-53	11-25	16-18	31	25	77	14	26	7	5	200

TOTAL FG%	1st Half: 7-23 30.4%	2nd Half: 18-30 60.0%	Game: 47.2%	DB
3-Pt. FG%	1st Half: 3-10 30.0%	2nd Half: 8-15 53.3%	Game: 44.0%	REB
F Throw %	1st Half: 7-8 87.5%	2nd Half: 9-10 90.0%	Game: 88.9%	0

OKLAHOMA STATE 2-1											
Player	fg-a	3fg-a	ft-a	reb	pf	tp	a	to	blk	s	min
Dove, Marcus f	5-9	2-3	0-0	5	3	12	2	2	1	1	39
Thomas, I. f	6-9	2-3	1-1	3	5	15	0	4	1	1	22
Harris, Terrel f	6-11	3-4	9-10	7	2	24	1	1	0	4	36
Muonelo, Obi, g	1-5	0-3	0-0	2	2	4	6	0	3	29	
Anderson, James g	8-16	2-7	7-9	3	1	25	2	1	1	2	35
Eaton, Byron	0-2	0-0	2-2	3	4	2	3	3	0	1	17
Brown, Anthony	1-3	0-0	0-0	3	4	2	0	0	0	0	10
Adams, Martavius	0-3	0-0	0-0	2	0	0	0	0	0	0	8
Sidorakis, Nick	0-0	0-0	0-0	0	0	0	0	1	0	0	3
Moses, Marshall	0-0	0-0	1-2	1	0	1	0	0	0	0	1
TEAM				3							
Totals.....	27-58	9-20	20-24	32	21	83	12	18	3	12	200

TOTAL FG%	1st Half: 16-34 47.1%	2nd Half: 11-24 45.8%	Game: 46.6%	DB
3-Pt. FG%	1st Half: 5-11 45.5%	2nd Half: 4-9 44.4%	Game: 45.0%	REB.S
F Throw %	1st Half: 5-8 62.5%	2nd Half: 15-16 93.8%	Game: 83.3%	2

Officials: Ed Hightower, Terry Wymer, John Hughes
 Technical fouls: Louisiana State-None. OKLAHOMA STATE-None.
 Attendance: 2500
Score by Periods

	1st	2nd	Total
LSU	24	53	77
OKLAHOMA STATE	42	41	83

Game 4 -- LSU 78, Chaminade 72 (Consolation Semifinals -- EA Sports Maui Invitational) 11-20-07 8:30 a.m. at Lahaina Civic Center, Maui, Hawaii

LSU 3-1											
Player	fg-a	3fg-a	ft-a	reb	pf	tp	a	to	blk	s	min
Randolph, A. f	9-14	0-0	3-4	9	2	21	2	4	2	1	32
Johnson, Chris, c	8-15	0-1	2-3	11	1	18	1	1	3	1	34
Thornton, M. g	2-12	0-4	0-2	2	3	4	0	1	1	2	29
Martin, Terry, g	5-12	3-8	0-1	7	3	13	1	1	3	1	33
Temple, Garrett, g	3-7	1-3	2-4	4	2	9	4	2	1	3	35
Spencer, Bo	4-6	4-6	0-0	3	2	11	2	2	1	0	23
Green, Garrett	1-2	0-0	0-0	4	0	2	1	0	0	0	14
Farrer, Alex	0-0	0-0	0-0	0	0	0	1	0	0	0	0+
TEAM				1							
Totals.....	32-68	7-21	7-14	41	13	78	12	11	11	8	200

TOTAL FG%	1st Half: 15-34 44.1%	2nd Half: 17-34 50.0%	Game: 47.1%	DB
3-Pt. FG%	1st Half: 4-11 36.4%	2nd Half: 3-10 30.0%	Game: 33.3%	REB.
F Throw %	1st Half: 2-5 40.0%	2nd Half: 5-9 55.6%	Game: 50.0%	2

CHAMINADE 1-2											
Player	fg-a	3fg-a	ft-a	reb	pf	tp	a	to	blk	s	min
Johnson, R. f	4-14	1-5	2-2	13	1	11	2	6	0	1	37
Kussler, Stewart f	2-6	0-1	0-0	2	3	4	5	1	0		

Game 5 -- Arizona State 87, LSU 84 (OT) (5th place game -- EA Sports Maui Invitational)
 11-21-07 9 a.m. at Lahaina Civic Center, Maui, Hawaii

LSU 3-2	fg-a	3fg-a	ft-a	reb	pf	tp	a	to	blk	s	min
Player											
Randolph, A. f	8-14	0-2	5-6	7	2	21	1	0	2	1	34
Johnson, Chris c	4-5	1-1	2-2	5	5	11	1	5	2	1	21
Thornton, M. g	7-19	4-12	0-0	12	4	18	1	5	0	1	40
Martin, Terry g	1-8	1-7	0-0	2	2	3	3	3	0	0	27
Temple, Garrett, g	2-4	1-2	6-6	5	4	11	7	4	1	1	40-
Spencer, Bo	5-9	4-8	0-0	2	3	14	3	2	0	0	34
Green, Garrett	1-1	0-0	0-0	0	4	2	0	0	0	0	7
Farrer, Alex	1-2	1-1	1-2	1	1	4	2	1	0	0	22
TEAM				3							
Totals.....	29-62	12-33	14-16	37	25	84	18	20	5	4	225

TOTAL FG%	1st Half: 14-32 43.8%	2nd Half: 13-25 52.0%	Game: 46.8%	DB
3-Pt. FG%	1st Half: 6-20 30.0%	2nd Half: 5-11 45.5%	Game: 36.4%	REB.
F Throw %	1st Half: 6-6 100%	2nd Half: 7-8 87.5%	Game: 87.5%	0

Arizona State 2-1	fg-a	3fg-a	ft-a	reb	pf	tp	a	to	blk	s	min
Player											
Pendergraph, J. f	11-15	0-0	3-5	10	3	25	1	3	1	1	34
Abbott, Ty, g	2-9	1-6	0-0	5	4	5	3	0	0	1	31
McMillan, J. g	0-1	0-0	0-0	0	2	0	5	2	0	0	12
Harden, James, g	6-16	0-3	11-14	6	3	23	3	1	2	2	37
Shipp, Jerren, g	1-5	1-4	1-2	4	2	4	0	1	0	1	39
Atuahene, Antwi	1-1	1-1	0-0	2	0	3	0	1	0	1	11
Boateng, Eric	4-5	0-0	1-4	3	2	9	0	2	1	0	10
Glasser, Derek	2-3	0-1	3-4	1	0	7	3	2	0	2	33
Polk, Christian	4-7	3-6	0-0	2	2	11	0	2	0	1	18
TEAM				1							
Totals.....	31-62	6-21	19-29	34	18	87	15	14	4	9	225

TOTAL FG%	1st Half: 16-29 55.2%	2nd Half: 13-27 48.1%	Game: 50.0%	DB
3-Pt. FG%	1st Half: 6-13 46.2%	2nd Half: 0-7 0.0%	Game: 28.6%	REB.
F Throw %	1st Half: 5-9 55.6%	2nd Half: 9-14 64.3%	Game: 65.5%	5

Officials: Mark Whitehead, John Hughes, Kevin Brill
 Technical fouls: Louisiana State-None. ARIZONA STATE-None.
 Attendance: 2500

Score by Periods	1st	2nd	OT	Total
Louisiana State	40	38	6	84
ARIZONA STATE	43	35	9	87

Game 6 -- LSU 68, Nicholls State 41
 11/28/07 7:00 pm at Maravich Center (Baton Rouge, LA)

Nicholls State 1-6	fg-a	3fg-a	ft-a	reb	pf	tp	a	to	blk	s	min
Player											
Bathie, Ryan, f	4-9	2-6	1-3	3	2	11	2	2	0	1	31
Czepil, Michael, g	4-11	2-8	0-0	3	3	10	2	1	0	4	35
Payne, Justin, g	3-7	1-2	1-2	3	2	8	1	2	0	0	24
Friend, Dominic, g	0-6	0-2	0-0	2	2	0	2	7	0	1	23
Gray, Adonis,	1-5	0-0	1-2	5	1	3	1	3	0	2	21
Boyce, Mitch	1-2	0-0	0-2	1	1	2	1	0	0	0	7
Shanks, Reggie	1-2	0-0	0-0	1	0	2	0	0	0	0	4
Verner, Gil	1-4	0-3	0-0	2	2	2	0	1	0	2	15
Carter, Kellan	1-1	0-0	0-1	3	3	2	0	0	0	4	19
Bose, Anatoly	0-5	0-3	1-2	2	0	1	1	2	0	0	17
Paige, Chris	0-1	0-0	0-2	0	0	0	0	1	0	0	4
TEAM				3							
Totals.....	16-53	5-24	4-14	28	16	41	10	19	0	14	200

TOTAL FG%	1st Half: 7-22 31.8%	2nd Half: 9-31 29.0%	Game: 30.2%	DB
3-Pt. FG%	1st Half: 4-11 36.4%	2nd Half: 1-13 7.7%	Game: 20.8%	REB
F Throw %	1st Half: 1-7 14.3%	2nd Half: 3-7 42.9%	Game: 28.6%	5

LSU 4-2	fg-a	3fg-a	ft-a	reb	pf	tp	a	to	blk	s	min
Player											
Randolph, A. f	3-6	0-1	0-0	7	2	6	1	2	3	3	21
Johnson, Chris c	5-7	0-1	6-6	6	2	16	0	3	3	1	24
Thornton, M. g	9-15	4-8	2-3	6	1	24	1	2	1	0	35
Martin, Terry g	2-4	0-1	0-0	2	2	4	1	3	1	0	21
Temple, Garrett g	0-2	0-2	0-1	3	2	0	2	2	1	3	32
Mason, Dameon	1-3	0-0	0-0	4	2	2	1	2	0	0	21
Terrebonne, Greg	0-0	0-0	0-0	0	0	0	0	1	0	0	2
Spencer, Bo	3-8	3-7	2-2	4	1	11	3	2	0	0	29
Green, Garrett	2-3	0-0	0-1	5	0	4	0	2	0	0	7
Farrer, Alex	0-0	0-0	1-2	1	1	1	1	2	0	0	8
TEAM				1							
Totals.....	25-48	7-20	11-15	39	13	68	10	21	9	7	200

TOTAL FG%	1st Half: 11-22 50.0%	2nd Half: 14-26 53.8%	Game: 52.1%	DB
3-Pt. FG%	1st Half: 3-9 33.3%	2nd Half: 4-11 36.4%	Game: 35.0%	REB
F Throw %	1st Half: 6-8 75.0%	2nd Half: 5-7 71.4%	Game: 73.3%	2

Officials: Tony Greene, JB Caldwell, Mike Roberts
 Technical fouls: Nicholls State-None. LSU-None.
 Attendance: 7704

Score by Periods	1st	2nd	Total
Nicholls State	19	22	41
LSU	31	37	68

Game 7 -- LSU 88, Southern 45
 11/30/07 7:00 pm at PMAC, Baton Rouge, LA

Southern University 1-4	fg-a	3fg-a	ft-a	reb	pf	tp	a	to	blk	s	min
Player											
DAVIS,Chris *	3-14	0-5	3-4	6	0	9	0	1	0	3	27
HOLLIDAY,Joe *	0-6	0-4	0-0	2	0	0	1	1	0	1	26
GUILLORY,Geri *	1-3	1-2	2-2	1	1	5	1	4	0	0	25
JACK,Joseph *	1-6	0-1	1-2	3	2	3	0	1	1	1	19
HONORE,Barry *	6-15	1-3	1-1	9	3	14	0	2	1	1	29
WHITE,Brandon	0-0	0-0	1-2	2	0	1	1	0	0	1	4
EKWEQZOR,Chike	0-0	0-0	0-4	0	1	0	0	0	2	0	11
WILEY,Steffon	1-4	0-1	1-2	2	2	3	0	2	0	2	16
INGRAM,Julius	1-3	0-0	1-2	1	0	3	0	0	0	0	8
WILLIAMS,Jazz	1-4	1-3	0-0	1	0	3	0	1	0	0	14
BYARS,Brandon	0-0	0-0	0-0	0	1	0	0	1	0	0	3
SCOTT,Douglas	1-5	0-0	0-0	2	1	2	1	1	0	0	8
DAVIS,Andre'	1-5	0-0	0-0	2	3	2	0	0	0	0	10
TEAM				4							
Totals.....	16-65	3-19	10-19	35	14	45	4	14	4	9	200

TOTAL FG%	1st Half: 8-31 25.8%	2nd Half: 8-34 23.5%	Game: 24.6%	DB
3-Pt. FG%	1st Half: 2-11 18.2%	2nd Half: 1-8 12.5%	Game: 15.8%	REB.
F Throw %	1st Half: 3-6 50.0%	2nd Half: 7-13 53.8%	Game: 52.6%	4

LSU 5-2	fg-a	3fg-a	ft-a	reb	pf	tp	a	to	blk	s	min
Player											
Randolph, A. f	10-14	1-2	3-5	11	1	24	1	3	5	0	26
Johnson, Chris c	7-10	0-0	6-6	5	1	20	0	2	2	1	26
Thornton, M. g	9-15	4-7	0-0	7	1	22	3	1	0	4	32
Martin, Terry g	4-11	2-5	1-2	7	0	11	1	2	0	0	25
Temple, Garrett g	1-2	0-1	1-2	4	3	3	3	1	0	1	24
Mason, Dameon	1-4	0-0	0-0	4	4	2	2	0	0	1	15
Terrebonne, Greg	1-3	0-0	0-0	0	0	2	2	0	0	0	2
Spencer, Bo	0-3	0-3	0-0	1	3	0	6	2	0	1	26
Green, Garrett	2-2	0-0	0-0	8	2	4	0	0	0	0	13
Farrer, Alex	0-1	0-1	0-0	2	1	0	0	1	0	0	12
TEAM				3							
Totals.....	35-65	7-19	11-15	51	16	88	18	12	7	8	200

TOTAL FG%	1st Half: 14-34 41.2%	2nd Half: 21-31 67.7%	Game: 53.8%	DB
3-Pt. FG%	1st Half: 2-11 18.2%	2nd Half: 5-8 62.5%	Game: 36.8%	REB
F Throw %	1st Half: 1-1 100%	2nd Half: 10-14 71.4%	Game: 73.3%	2

Officials: CC- Anthony Jordan; R1-Antinio Petty, R2-Patrick Evans
 Technical fouls: Southern University-None. LSU-None.
 Attendance: 7719

Score by Periods	1st	2nd	Total
Southern University	21	24	45
LSU	31	57	88

Game 8 -- Villanova 68, LSU 67 (Pizza Hut Big East/SEC Invitational)
 12/06/07 9:30 PM at Wachovia Center (Villanova, Pa.)

Louisiana State (5-3)	fg-a	3fg-a	ft-a	reb	pf	tp	a	to	blk	s	min
Player											
Randolph, A. f	5-10	0-1	2-3	6	5	12	1	4	4	1	27
Temple, Garrett g	2-6	1-4	3-4	3	3	8	6	4	3	3	39
Johnson, Chris c	3-5	0-2	5-6	4	2	11	0	3	3	1	32
Thornton, M. g	6-15	1-6	2-2	13	3	15	2	2	0	1	38</

Game 9 -- LSU 82, Northwestern State 58
 12/15/07 7:00 pm at Maravich Center (Baton Rouge, LA)

Northwestern State 4-7												
Player	fg-a	3fg-a	ft-a	reb	pf	tp	a	to	blk	s	min	
Gilder, Trey f	2-10	0-2	3-3	3	3	7	1	3	0	1	25	
Thomas, Gerrell f	1-9	0-1	0-0	5	4	2	0	6	0	0	23	
Bargeman, Colby f	6-18	3-5	0-0	7	0	15	1	2	1	2	32	
Moody, Jerry c	2-5	0-0	0-0	14	2	4	0	0	1	0	31	
McConathy, M. g	1-6	1-4	2-2	3	4	5	2	1	0	1	13	
Knight, Dominic	0-1	0-1	0-0	1	1	0	1	1	0	0	6	
Conine, John	0-0	0-0	0-0	1	0	0	0	0	0	0	1	
McConathy, Logan	1-3	0-2	0-0	3	4	2	3	4	0	1	19	
White, Devin	3-5	0-0	2-2	3	1	8	0	2	2	1	14	
Petravicius, D.	1-3	0-0	0-0	3	1	2	1	2	0	0	14	
Hancock, Keithan	2-7	1-5	0-0	1	0	5	1	0	0	0	13	
Jones, Damon	0-1	0-1	0-0	0	0	0	1	0	0	0	3	
Anglin, John A.	2-2	2-2	0-0	1	0	6	0	0	0	0	3	
Porterie, Kalem	1-1	0-0	0-0	1	1	2	0	0	0	0	3	
TEAM				3	1							
Totals.....	22-71	7-23	7-7	48	23	58	11	21	4	6	200	

TOTAL FG%	1st Half: 11-33 33.3%	2nd Half: 11-38 28.9%	Game: 31.0%	DB
3-Pt. FG%	1st Half: 2-9 22.2%	2nd Half: 5-14 35.7%	Game: 30.4%	REB
F Throw %	1st Half: 0-0 0.0%	2nd Half: 7-7 100%	Game: 100%	0

LSU 6-3												
Player	fg-a	3fg-a	ft-a	reb	pf	tp	a	to	blk	s	min	
Randolph, A. f	3-9	0-1	7-10	8	1	13	4	1	4	1	28	
Johnson, Chris f	6-8	2-2	2-2	2	1	16	1	2	1	3	33	
Thornton, M. g	7-15	4-10	4-5	5	2	22	2	2	1	3	24	
Martin, Terry g	5-11	3-6	2-2	3	2	15	4	2	0	0	29	
Temple, Garrett g	1-2	0-0	2-2	6	3	4	2	5	1	2	31	
Mason, Dameon	0-0	0-0	0-0	0	0	0	1	0	0	1	8	
Terrebonne, Greg	0-0	0-0	0-0	0	0	0	0	0	0	0	2	
Spencer, Bo	2-5	0-1	5-7	3	0	9	3	2	0	2	26	
Green, Garrett	1-3	0-0	0-0	1	1	2	0	2	0	0	11	
Farrer, Alex	0-0	0-0	1-2	2	0	1	0	1	0	0	8	
TEAM				4								
Totals.....	25-53	9-20	23-30	34	10	82	17	17	7	12	200	

TOTAL FG%	1st Half: 14-32 43.8%	2nd Half: 11-21 52.4%	Game: 47.2%	DB
3-Pt. FG%	1st Half: 4-10 40.0%	2nd Half: 5-10 50.0%	Game: 45.0%	REB
F Throw %	1st Half: 7-7 100%	2nd Half: 16-23 69.6%	Game: 76.7%	2

Officials: Doug Shows, Tim Clougherty, Earnie Pheal
 Technical fouls: Northwestern State-Moody, Jerry; TEAM. LSU-None.
 Attendance: 7809

Score by Periods	1st	2nd	Total
Northwestern State	24	34	58
LSU	39	43	82

Game 10 -- Wichita State, 67, LSU 47
 12-19-07, 7:07 p.m. at Wichita, Kan. (Charles Koch Arena)

LSU 6-4												
Player	fg-a	3fg-a	ft-a	reb	pf	tp	a	to	blk	s	min	
Randolph, A. f	3-13	0-1	0-1	3	2	6	1	0	2	4	28	
Johnson, Chris c	2-7	0-0	0-0	7	1	4	0	2	1	0	29	
Thornton, M. g	3-13	0-6	6-6	11	3	12	2	3	0	0	38	
Martin, Terry g	4-10	3-6	0-0	3	1	11	0	4	0	0	27	
Temple, Garrett g	3-7	0-4	0-0	2	3	6	2	1	1	0	31	
Spencer, Bo	1-5	1-4	1-2	1	1	4	0	1	0	1	20	
Green, Garrett	1-2	0-0	0-0	1	2	2	0	0	1	0	18	
Farrer, Alex	1-1	0-0	0-0	0	0	2	1	0	0	0	9	
TEAM				3								
Totals.....	18-58	4-21	7-9	31	13	47	6	11	5	5	200	

TOTAL FG%	1st Half: 8-29 27.6%	2nd Half: 10-29 34.5%	Game: 31.0%	DB
3-Pt. FG%	1st Half: 3-11 27.3%	2nd Half: 1-10 10.0%	Game: 19.0%	REB
F Throw %	1st Half: 1-2 50.0%	2nd Half: 6-7 85.7%	Game: 77.8%	0

Wichita St. 6-4												
Player	fg-a	3fg-a	ft-a	reb	pf	tp	a	to	blk	s	min	
Cousnard, PJ f	4-14	0-3	0-05	7	2	8	2	0	0	2	29	
Clemente, R. f	5-7	0-0	1-1	10	2	11	2	1	1	1	25	
Thomasson, P. c	4-9	0-2	7-8	4	0	15	1	0	1	0	25	
Mekel, Gal g	3-10	1-5	1-1	4	1	8	0	4	0	0	32	
Braeuer, Matt g	3-10	0-4	0-0	7	2	6	4	1	0	2	35	
Ellis, Aaron	1-2	0-0	2-2	2	3	4	0	1	0	0	14	
Preadom, Wendell	2-3	0-1	0-0	2	1	4	3	1	0	1	10	
Durley, JT	2-5	0-2	2-2	7	2	6	2	3	1	1	15	
Griskenas, Mantas	2-5	1-2	0-0	1	0	5	1	0	0	0	15	
TEAM				6								
Totals.....	26-65	2-19	13-14	50	13	67	15	11	3	7	200	

TOTAL FG%	1st Half: 11-37 29.7%	2nd Half: 15-28 53.6%	Game: 40.0%	DB
3-Pt. FG%	1st Half: 0-11 0.0%	2nd Half: 2-8 25.0%	Game: 10.5%	REBS
F Throw %	1st Half: 5-6 83.3%	2nd Half: 8-8 100%	Game: 92.9%	1

Officials: J.D. Collins, Gary Maxwell, Pat Driscoll
 Attendance: 10478
Score by Periods
 1st 2nd Total
 LSU 20 27 47
 Wichita St. 27 40 67

Game 11 -- LSU 67, Oregon State 61
 12/22/07 2:00 pm at Maravich Center (Baton Rouge, LA)

Oregon State 6-5												
Player	fg-a	3fg-a	ft-a	reb	pf	tp	a	to	blk	s	min	
Jones, Marcel f	2-5	1-1	1-3	3	0	6	0	1	0	0	27	
Giles, C.J. f	2-6	0-1	1-3	4	5	5	1	3	0	0	15	
Johnson, Omar f	5-10	0-3	3-3	3	2	13	2	4	3	0	29	
Claitt, Rickey g	0-3	0-2	0-0	4	2	0	2	1	0	1	20	
Tarver, Seth g	4-12	3-5	2-2	9	3	13	3	2	0	1	34	
Hampton, Calvin	0-0	0-0	0-0	0	4	0	0	1	0	0	7	
Tarver, Josh	2-6	0-1	0-0	6	0	4	3	1	0	0	25	
Schaftenaar, R.	6-9	2-5	0-0	9	1	14	1	1	2	0	30	
Haynes, Calvin	1-2	0-0	0-0	1	0	2	0	1	0	0	4	
Carter, Sean	2-4	0-0	0-4	1	3	4	0	4	0	0	9	
TEAM				3								
Totals.....	24-52	6-18	7-14	43	20	61	12	19	5	2	200	

TOTAL FG%	1st Half: 12-27 44.4%	2nd Half: 12-30 40.0%	Game: 42.1%	DB
3-Pt. FG%	1st Half: 3-7 42.9%	2nd Half: 3-11 27.3%	Game: 33.3%	REB
F Throw %	1st Half: 4-10 40.0%	2nd Half: 3-4 75.0%	Game: 50.0%	3

LSU 7-4												
Player	fg-a	3fg-a	ft-a	reb	pf	tp	a	to	blk	s	min	
Randolph, A. f	3-10	0-0	8-12	9	3	14	0	3	1	2	35	
Johnson, Chris c	3-5	9-9	9-9	3	4	6	1	3	2	2	29	
Thornton, M. g	6-17	6-10	2-2	6	3	20	1	2	0	2	30	
Martin, Terry g	5-18	3-11	2-2	2	2	15	6	0	1	0	40	
Temple, Garrett g	1-3	0-1	2-2	7	1	4	5	2	2	2	40	
Spencer, Bo	0-0	0-0	0-0	0	0	0	1	0	0	0	3	
Green, Garrett	2-4	1-1	1-2	1	2	6	0	0	0	0	16	
Farrer, Alex	0-0	0-0	2-2	2	0	2	1	0	0	0	7	
TEAM				3								
Totals.....	20-57	10-23	17-22	33	15	67	15	10	6	8	200	

TOTAL FG%	1st Half: 10-28 35.7%	2nd Half: 10-29 34.5%	Game: 35.1%	DB
3-Pt. FG%	1st Half: 5-9 55.6%	2nd Half: 5-14 35.7%	Game: 43.5%	REBS
F Throw %	1st Half: 13-16 81.3%	2nd Half: 4-6 66.7%	Game: 77.3%	3

Officials: Tony Greene, Pat Adams, Everett Summers
 Technical fouls: Oregon State-None. LSU-None.
 Attendance: 7713

Score by Periods	1st	2nd	Total
Oregon State	31	30	61
LSU	38	29	67

Game 12 -- Washington 73, LSU 65
 12/29/07 2:00 pm at Maravich Center (Baton Rouge, LA)

Washington 8-4												
Player	fg-a	3fg-a	ft-a	reb	pf	tp	a	to	blk	s	min	
Wallace, Artem f	1-1	0-0	1-2	2	1	3	0	0	1	1	13	
Brockman, Jon f	6-11	0-0	3-7	12	3	15	2	3	0	2	34	
Smith, Joel g	0-3	0-1	0-0	3	0	0	1	1	0	2	20	
Morris, Tim g	7-12	1-2	0-0	5	3	15	3	2	0	3	31	
Appleby, Ryan g	4-8	2-5	2-2	1	0	12	1	0	0	0	30	
Overton, Venoy	0-1	0-0	0-0	0	1	0	1	1	0	1	10	
Denton, Justin	1-4	0-1	7-8	3	1	9	4	1	0	1	23	
Bryan-Amaring,												

Game 13 -- Tulane 68, LSU 63
01/02/08 8 p.m. at New Orleans Arena, New Orleans, La.

Player	fg-a	3fg-a	ft-a	reb	pf	tp	a	to	blk	s	min
Randolph, A. f	5-11	0-0	5-6	9	4	15	1	1	3	0	35
Johnson, Chris c	1-4	0-1	1-2	1	2	3	0	3	1	1	15
Thornton, M. g	3-8	0-5	1-2	1	4	7	4	1	1	2	32
Martin, Terry g	7-17	4-9	1-1	1	2	19	2	2	0	1	35
Temple, Garrett g	2-2	2-2	0-0	4	1	6	2	2	0	0	33
Mason, Dameon	2-5	0-0	0-1	6	0	4	1	0	0	0	14
Spencer, Bo	3-9	2-5	1-2	3	3	9	2	1	0	1	24
Green, Garrett	0-0	0-0	0-0	2	1	0	0	2	0	0	10
Farrer, Alex	0-1	0-1	0-0	0	0	0	0	0	0	0	2
TEAM				3							
Totals.....	23-57	8-23	9-14	30	17	63	12	12	5	5	200

TOTAL FG%	1st Half: 12-28 42.9%	2nd Half: 11-29 37.9%	Game: 40.4%	DB
3-Pt. FG%	1st Half: 4-13 30.8%	2nd Half: 4-10 40.0%	Game: 34.8%	REBS
F Throw %	1st Half: 4-8 50.0%	2nd Half: 5-6 83.3%	Game: 64.3%	4

Officials: Lee Cassell, Gary Maxwell, Terry Moore
 Technical fouls: LSU-None. Tulane-GOMEZ, David; TEAM.
 Attendance: 3690

Score by Periods	1st	2nd	Total
LSU	32	31	63
Tulane	31	37	68

Game 14 -- Texas A&M 79, LSU 53
01/05/08 7 p.m. at College Station, Texas (Reed Arena)

Player	fg-a	3fg-a	ft-a	reb	pf	tp	a	to	blk	s	min
Randolph, A. f	7-17	0-2	2-6	7	4	16	0	2	2	0	37
Thornton, M. g	5-16	0-3	2-2	7	2	12	0	1	0	1	37
Spencer, Bo g	1-5	0-2	0-0	1	0	2	4	2	0	0	29
Martin, Terry g	3-8	0-3	0-0	2	2	6	1	2	0	0	21
Temple, Garrett g	3-4	2-2	0-0	3	5	8	2	3	1	0	32
Green, Garrett	2-6	0-0	0-0	4	4	4	1	0	0	0	24
Farrer, Alex	2-6	1-3	0-0	1	3	5	1	1	0	2	20
TEAM				6							
Totals.....	23-62	3-15	4-8	31	20	53	9	11	3	3	200

TOTAL FG%	1st Half: 13-26 50.0%	2nd Half: 10-36 27.8%	Game: 37.1%	DB
3-Pt. FG%	1st Half: 1-6 16.7%	2nd Half: 2-9 22.2%	Game: 20.0%	REBS
F Throw %	1st Half: 1-2 50.0%	2nd Half: 3-6 50.0%	Game: 50.0%	3,1

Player	fg-a	3fg-a	ft-a	reb	pf	tp	a	to	blk	s	min
JORDAN, D. *	3-5	0-0	1-2	5	2	7	0	1	0	0	27
SLOAN, Donald *	7-9	1-2	2-3	5	1	17	2	0	0	0	31
KIRK, Dominique *	2-5	1-2	2-2	3	1	7	4	2	0	0	25
CARTER, Josh *	4-9	3-5	2-2	5	1	13	3	1	0	1	26
JONES, Joseph *	5-11	0-1	2-4	4	2	12	1	0	0	1	24
DAVIS, Bryan	1-3	0-0	4-6	3	3	6	1	2	1	0	14
ROLAND, Derrick	2-5	0-2	3-6	3	0	7	1	2	0	1	25
GRAHAM, Bryson	0-1	0-1	0-0	0	0	0	0	0	0	0	2
HOLMES, B.J.	0-1	0-1	0-0	0	0	0	1	1	0	0	6
MUHLBACH, B.	0-0	0-0	0-0	1	0	0	0	0	0	0	2
ELONU, Ch.	4-5	0-0	0-0	6	2	8	1	0	2	0	14
WALKUP, Nathan	0-0	0-0	2-2	2	0	2	0	0	0	0	4
TEAM				3							
Totals.....	28-54	5-14	18-27	40	12	79	14	9	3	3	200

TOTAL FG%	1st Half: 18-34 52.9%	2nd Half: 10-20 50.0%	Game: 51.9%	DB
3-Pt. FG%	1st Half: 4-9 44.4%	2nd Half: 1-5 20.0%	Game: 35.7%	REBS
F Throw %	1st Half: 3-4 75.0%	2nd Half: 15-23 65.2%	Game: 66.7%	3

Officials: Mark Whitehead, Rick Hartzell, James Breeding
 Technical fouls: LSU-None. Texas A&M-None.
 Attendance: 12255

Score by Periods	1st	2nd	Total
LSU	28	25	53
Texas A&M	43	36	79

Game 15 -- MMississippi State vs LSU
01/09/08 7:00 PM at Maravich Center (Baton Rouge, LA)

Player	fg-a	3fg-a	ft-a	reb	pf	tp	a	to	blk	s	min
Varnado, Jarvis f	6-10	0-0	1-4	17	2	13	0	1	7	0	25
Gordon, Jamont f	5-13	1-4	2-3	6	2	13	1	3	2	1	37
Hansbrough, B. g	3-7	1-5	0-0	7	3	7	4	2	0	1	30
Stewart, Barry g	2-6	1-4	6-8	6	3	11	5	2	0	1	35
Turner, Phil g	2-6	0-2	0-0	3	3	4	1	2	0	2	34
Johnson, Ravern	3-4	0-1	0-0	3	0	6	0	1	0	0	12
Begley, Billy	0-0	0-0	0-0	0	0	0	0	0	0	0	1
lupe, Joseph	0-0	0-0	0-0	1	0	0	0	0	0	0	1
Benock, Riley	1-1	1-1	0-0	0	0	3	0	1	0	0	8
Johnson, Brian	0-0	0-0	0-0	0	1	0	0	2	0	0	9
Augustus, Kodi	1-2	0-1	0-0	0	0	2	0	0	0	0	1
Bolen, Branson	0-0	0-0	0-0	2	0	0	0	0	0	0	1
Bailey, Elgin	1-1	0-0	0-2	1	1	2	0	3	1	0	6
TEAM				1							
Totals.....	24-50	4-18	9-17	47	15	61	11	17	10	5	200


TOTAL FG%	1st Half: 9-22 40.9%	2nd Half: 15-28 53.6%	Game: 48.0%	DB
3-Pt. FG%	1st Half: 3-12 25.0%	2nd Half: 1-6 16.7%	Game: 22.2%	REB,
F Throw %	1st Half: 4-6 66.7%	2nd Half: 5-11 45.5%	Game: 52.9%	4

Player	fg-a	3fg-a	ft-a	reb	pf	tp	a	to	blk	s	min
Randolph, A. f	4-13	0-0	2-5	9	3	10	0	2	2	0	26
Thornton, M. g	2-14	2-6	6-6	7	1	12	0	1	0	1	33
Spencer, Bo g	0-6	0-4	0-0	2	0	0	0	0	0	0	19
Martin, Terry g	2-11	0-4	0-0	1	2	4	2	0	0	0	26
Temple, Garrett g	2-7	0-1	0-0	3	2	4	1	3	1	2	37
Mason, Dameon	3-9	0-0	1-2	3	3	7	0	2	1	3	29
Green, Garrett	1-2	0-0	0-0	0	1	2	0	0	0	0	12
Farrer, Alex	0-4	0-2	0-0	4	1	0	1	1	0	0	15
Thornton, Quintin	0-0	0-0	0-0	0	1	0	0	0	0	0	3
TEAM				7							
Totals.....	14-66	2-17	9-13	36	14	39	4	9	4	6	200

TOTAL FG%	1st Half: 7-30 23.3%	2nd Half: 7-36 19.4%	Game: 21.2%	DB
3-Pt. FG%	1st Half: 2-9 22.2%	2nd Half: 0-8 0.0%	Game: 11.8%	REBS,
F Throw %	1st Half: 3-6 50.0%	2nd Half: 6-7 85.7%	Game: 69.2%	3

Officials: Mike Stuart, Rick Hartzell, Antinio Petty
 Technical fouls: Mississippi State-None. LSU-None.
 Attendance: 7843

Score by Periods	1st	2nd	Total
Mississippi State	25	36	61
LSU	19	20	39



Dameon Mason

Guard/Forward • 6-6 • 190 • Senior • 1VL • Kansas City, Mo. • Marquette

2

Top Performances

Points

Season: 7, vs. Miss. State, 1/9/08
 Career: 14, vs. Wright St., 12/27/06

Rebounds

Season: 6, at Tulane, 1/2/08
 Career: 7, vs. Florida, 2/24/07

Field Goals Made

Season: 3, vs. Miss. State, 1/9/08
 Career: 5, three times

3 PT FG Made

Season:
 Career: 2, twice

Free Throws Made

Season: 2, at Villanova, 12/6/07
 Career: 4, vs. Miss. Valley, 12/28/06

Assists

Season: 2, vs. Southern, 11/30/07
 Career: 7, vs. ULM, 11/19/06

Blocks

Season: 3, at Villanova, 12/6/07
 Career: 3, at Villanova, 12/6/07

Steals

Season: 3, vs. Miss. State, 1/9/08
 Career: 3, twice

Minutes Played

Season: 29, vs. Miss. State, 1/9/08
 Career: 35, twice

Top Career Scoring Games

- 14 vs. Wright State, 12/27/06
- 13 vs. Miss. Valley, 12/28/06
- 12 at Tulane, 12/02/06
- 11 vs. Samford, 12/29/06
- 10 vs. UL-Monroe, 11/19/06
- 9 at Washington, 12/20/06
- 9 vs. McNeese State, 11/29/06
- 7 four times

Senior Season (2007-08)

Had seven points, a block and three steals against Miss. State (1/9) ... Returned to play 14 minutes against Tulane with four points and six rebounds (1/2) ... Career high three blocks against Villanova (12/6) ... Played 21 minutes in return (11/28) ... Cleared to return to practice late Monday (11/26) ... Missed four games with viral infection on heart muscle ... Mason opened his senior year with five points in 15 minutes vs. Southeastern Louisiana (11/12) ... Mason hit 7-of-11 shots in exhibition play, averaging 7.0 points ... Averaged 8.7 points and 5.3 rebounds in the Canadian exhibition tour, hitting 50 percent from the field.

Mason's Game-by-Game Statistics

2007-08

OPPONENT	MIN	FG	3FG	FT	REB	PF/D	A	TO	BLK	STL	PTS
Southeastern La.	15	2-5	0-0	1-1	1	1/0	0	1	0	0	5
McNeese State	DNP--illness										
Oklahoma State	DNP--illness										
Chaminade	DNP--illness										
Arizona State	DNP--illness										
Nicholls State	21	1-3	0-0	0-0	4	2-0	1	2	0	0	2
Southern	15	1-4	0-0	0-0	4	4-0	2	0	0	1	2
Villanova	18	0-2	0-0	2-7	3	3-0	0	0	3	0	2
Northwestern St.	8	0-0	0-0	0-0	0	0-0	1	0	0	1	0
Wichita State	DNP--intercession classes										
Oregon State	DNP--intercession classes										
Washington	DNP										
Tulane	14	2-5	0-0	0-1	6	0-0	1	0	0	0	4
Texas A&M	DNP--intercession classes										
Mississippi St.	29	3-9	0-0	1-2	3	3-0	0	2	1	3	7
Ole Miss											
Auburn											
Vanderbilt											
Arkansas											
Auburn											
Alabama											
Tennessee											
Florida											
Kentucky											
Arkansas											
Ole Miss											
South Carolina											
Georgia											
Alabama											
Mississippi State											

Dameon Mason's Career Stats

YEAR	GP-GS	MIN/AVG	FG-FGA	PCT.	3FG-FGA	PCT.	FT-FTA	PCT.	REB-AVG	PF-FO	AST	TO	BLK	STL	PTS-AVG.
06-07	31-14	594/19.2	61-143	.427	9-28	.321	35-50	.700	93-3.0	48-1	25	40	6	16	166-5.4
07-08	7-0	120/17.1	9-28	.321	0-0	.000	4-11	.364	21-3.0	13-0	5	5	4	5	22-3.1
Totals	38-14	714/18.8	70-171	.409	9-28	.321	39-61	.639	114-3.0	61-1	30	45	10	21	188-4.9



Anthony Randolph

Forward • 6-10 • 205 • Freshman • HS • Dallas, Texas • Woodrow Wilson HS

3

Top Performances

Points
 Season: 24, vs. Southern, 11/30/07
 Career: 24, vs. Southern, 11/30/07

Rebounds
 Season: 13, vs. SLU, 11/12/07
 Career: 13, vs. SLU, 11/12/07

Field Goals Made
 Season: 10, vs. Southern, 11/30/07
 Career: 10, vs. Southern, 11/30/07

3 PT FG Made
 Season: 1, twice
 Career: 1, twice

Free Throws Made
 Season: 8, vs. Oregon St., 12/22/07
 Career: 8, vs. Oregon St., 12/22/07

Assists
 Season: 4, vs. NW St., 12/15/07
 Career: 4, vs. NW St., 12/15/07

Blocks
 Season: 6, vs. SLU, 11/12/07
 Career: 6, vs. SLU, 11/12/07

Steals
 Season: 4, twice
 Career: 4, twice

Minutes Played
 Season: 37, vs. Texas A&M, 1/5/08
 Career: 37, vs. Texas A&M, 1/5/08

Top Career Scoring Games

- 24 vs. Southern, 11/30/07
- 21 vs. Arizona State, 11/21/07
- 21 vs. Chaminade, 11/20/07
- 19 vs. Southeastern La., 11/12/07
- 16 at Texas A&M, 1/5/08
- 15 at Tulane, 1/2/08
- 14 vs. Oregon State, 12/22/07
- 13 vs. Northwestern St., 12/15/07
- 12 at Villanova, 12/6/07
- 12 vs. McNeese, 11/14/07

SEC Freshman of the Week, Nov. 19
Jay Bilas' ESPN.com All-Mauai Team, Nov. 21

Freshman Season (2007-08)


Fifth straight double figure game of 10 in SEC opener vs. Mississippi State (1/9) ... Fourth straight double figure game with 16 at Texas A&M (1/5), playing most minutes of his career at 37 ... Third straight double figure game with 15 against Tulane (1/2) ... Ten points, nine boards against Washington, first game with no blocks (12/29) ... Eighth double figure scoring game with 14 against Oregon State (12/22) ... With four blocks against Northwestern State (12/15), blocked 13 shots last three games ... Fouled out for first time in Villanova game with about four minutes to go (12/6) ... Rebounded from off-night against Nicholls State (11/28) to record career high 24 points and second double double with 11 boards against Southern (11/30) ... 21 points in Maui versus Chaminade (11/20) and Arizona State (11/21) ... Named SEC Freshman of the Week (11/19) for his first two games ... Had a strong debut with his first double double against Southeastern (11/12) with 19 points, 13 rebounds ... Co-team leader in scoring, averaging 17.5 ppg and team leader in rebounds in exhibitions averaging 10 rpg ... 15-of-26 from the floor ... Second leading scorer on the Canadian exhibition tour, averaging 13.3 points per game with team best 6.7 rebounds ... Had eight blocks in three games ... Had 17 points, nine board, six blocks against York University.

Randolph's Game-by-Game Statistics 2007-08

OPPONENT	MIN	FG	3FG	FT	REB	PF/D	A	TO	BLK	STL	PTS
Southeastern La.	33	7-11	1-2	4-6	13	2/0	2	2	6	4	19
McNeese State	29	5-9	0-1	2-4	7	3/0	3	2	1	2	12
Oklahoma State	26	2-5	0-1	1-2	5	4-0	2	5	3	0	5
Chaminade	32	9-14	0-0	3-4	9	2-0	2	4	2	1	21
Arizona State	34	8-14	0-2	5-6	7	2-0	1	0	2	1	21
Nicholls State	21	3-6	0-1	0-0	7	2-0	1	2	3	3	6
Southern	26	10-14	1-2	3-5	11	1-0	1	3	5	0	24
Villanova	27	5-10	0-1	2-3	6	5-0	1	4	4	1	12
Northwestern St.	28	3-9	0-1	7-10	8	1-0	4	1	4	1	13
Wichita State	28	3-13	0-1	0-1	3	2-0	1	0	2	4	6
Oregon State	35	3-10	0-0	8-12	9	3-0	0	3	1	2	14
Washington	36	2-11	0-0	6-6	9	3-0	0	3	0	3	10
Tulane	35	5-11	0-0	5-6	9	4-0	1	1	3	0	15
Texas A&M	37	7-17	0-2	2-6	7	4-0	0	2	2	0	16
Mississippi St.	26	4-13	0-0	2-5	9	3-0	0	2	2	0	10
Ole Miss											
Auburn											
Vanderbilt											
Arkansas											
Auburn											
Alabama											
Tennessee											
Florida											
Kentucky											
Arkansas											
Ole Miss											
South Carolina											
Georgia											
Alabama											
Mississippi State											

Anthony Randolph's Career Stats

YEAR	GP-GS	MIN/AVG	FG-FGA	PCT.	3FG-FGA	PCT.	FT-FTA	PCT.	REB-AVG	PF-FO	AST	TO	BLK	STL	PTS-AVG.
07-08	15-15	453-30.2	76-167	.455	2-14	.143	50-76	.658	119-7.9	41-1	19	34	40	22	204-13.6
Totals	15-15	453-30.2	76-167	.455	2-14	.143	50-76	.658	119-7.9	41-1	19	34	40	22	204-13.6



Marcus Thornton

Guard * 6-4 * 198 * Junior * JC * Baton Rouge, La. * Kilgore College

5

Top Performances

Points

Season: 27, vs. SLU, 11/12/07
 Career: 27, vs. SLU, 11/12/07

Rebounds

Season: 13, at Villanova, 12/6/07
 Career: 13, at Villanova, 12/6/07

Field Goals Made

Season: 9, twice
 Career: 9, twice

3 PT FG Made

Season: 6, vs. Oregon St., 12/21/07
 Career: 6, vs. Oregon St., 12/21/07

Free Throws Made

Season: 7, vs. SLU, 11/12/07
 Career: 7, vs. SLU, 11/12/07

Assists

Season: 4, at Tulane, 1/2/08
 Career: 4, at Tulane, 1/2/08

Blocks

Season: 1, three times
 Career: 1, three times

Steals

Season: 4, vs. Southern, 11/30/07
 Career: 4, vs. Southern, 11/30/07

Minutes Played

Season: 40, twice
 Career: 40, twice

Top Career Scoring Games

1. 27 vs. SLU, 11/12/07
2. 24 vs. Nicholls State, 11/28/07
3. 24 vs. McNeese, 11/14/07
4. 22 vs. Northwestern State, 12/15/07
4. 22 vs. Southern, 11/30/07
6. 20 vs. Oregon State, 12/21/07
6. 20 vs. Okla. St., 11/19/07
8. 18 vs. Arizona State, 11/21/07
8. 18 vs. Washington, 12/29/07
10. 15 at Villanova, 12/6/07

Junior Season (2007-08)

Double figure scoring streak snapped against Tulane (1/2) ... Hit six three-pointers in seventh 20-point game against Oregon State (12/21) ... Third double double of the season at Wichita State (12/19) Sixth 20-plus point game against Northwestern State (12/15) ... Second double double at Villanova (12/6) ... Back-to-back 20-point games with 22 points against Southern (11/30) after 24 against Nicholls State (11/28) ... Hit three-pointer that forced overtime and was ESPN's No. 2 play of the day in OT loss against Arizona State (11/21) ... Opens season with three-consecutive 20-point games -- 20 against Oklahoma State (11/19) ... Posted back-to-back 20-plus games with 24 against McNeese (11/14) ... Just short of becoming first player since 2005 to score 30 in a game for LSU with 27 in opener vs. Southeastern Louisiana (11/12) ... Leading scorer on the Canadian tour, averaging 26.0 points per game and 6.3 rebounds ... Hit 32-of-55 field goal attempts, including 11-of-25 threes ... Had 30 in the win over Guelph and 29 points and 10 rebounds against the University of Toronto.

Thornton's Game-by-Game Statistics

2007-08

OPPONENT	MIN	FG	3FG	FT	REB	PF/D	A	TO	BLK	STL	PTS
Southeastern La.	34	8-14	4-7	7-9	2	0/0	2	2	0	2	27
McNeese State	37	8-16	2-8	6-7	3	1-0	2	3	1	1	24
Oklahoma State	31	6-14	2-6	6-6	3	3-0	1	0	1	1	20
Chaminade	29	2-12	0-4	0-2	2	3-0	0	1	1	2	4
Arizona State	40	7-19	4-12	0-0	12	4-0	1	5	0	1	18
Nicholls State	35	9-15	4-8	2-3	6	1-0	1	2	1	0	24
Southern	32	9-15	4-7	0-0	7	1-0	3	1	0	4	22
Villanova	38	6-15	1-6	2-2	13	3-0	2	2	0	1	15
Northwestern St.	24	7-15	4-10	4-5	5	2-0	2	2	1	3	22
Wichita State	38	3-13	0-6	6-6	11	3-0	2	3	0	0	12
Oregon State	30	6-17	6-10	2-2	6	3-0	1	2	0	2	20
Washington	33	7-15	0-4	4-4	8	3-0	2	4	0	2	18
Tulane	32	3-8	0-5	1-2	1	4-0	4	1	1	2	7
Texas A&M	37	5-16	0-3	2-2	7	2-0	0	1	0	1	12
Mississippi St.	33	2-14	2-6	6-6	7	1-0	0	1	0	1	12
Ole Miss											
Auburn											
Vanderbilt											
Arkansas											
Auburn											
Alabama											
Tennessee											
Florida											
Kentucky											
Arkansas											
Ole Miss											
South Carolina											
Georgia											
Alabama											
Mississippi State											

Marcus Thornton's Career Stats

YEAR	GP-GS	MIN/AVG	FG-FGA	PCT.	3FG-FGA	PCT.	FT-FTA	PCT.	REB-AVG	PF-FO	AST	TO	BLK	STL	PTS-AVG.
07-08	15-15	503-33.5	88-218	.404	33-102	.324	48-56	.857	93-6.2	34-0	23	30	6	23	257-17.1
Totals	15-15	503-33.5	88-218	.404	33-102	.324	48-56	.857	93-6.2	34-0	23	30	6	23	257-17.1



Greg Terrebonne

Guard • 6-0 • 205 • Sophomore • 1VL • Galliano, La. • South Lafourche HS

10

Top Performances

Points

Season: 2, vs. Southern, 11/30/07
 Career: 2, vs. Southern, 11/30/07

Rebounds

Season:
 Career: 1, three times

Field Goals Made

Season: 1, vs. Southern, 11/30/07
 Career: 1, vs. Southern, 11/30/07

3 PT FG Made

Season:
 Career:

Free Throws Made

Season:
 Career:

Assists

Season: 2, vs. Southern, 11/30/07
 Career: 2, vs. Southern, 11/30/07

Blocks

Season:
 Career:

Steals

Season:
 Career: 1, vs. Wright St., 12/27/06

Minutes Played

Season: 2, three times
 Career: 2, three times

Top Career Scoring Games

1. 2 vs. Southern, 11/30/07

Sophomore Season (2007-08)

Much to crowd's delight got first college points against Southern (11/30) at the buzzer ... Saw first action against Nicholls State (11/29) ... Scored two points in final two minutes of exhibition, his first points scored on the LSU court.


Terrebonne's Game-by-Game Statistics

2007-08

OPPONENT	MIN	FG	3FG	FT	REB	PF/D	A	TO	BLK	STL	PTS
Southeastern La.	DNP										
McNeese State	DNP										
Oklahoma State	DNP										
Chaminade	DNP										
Arizona State	DNP										
Nicholls State	2	0-0	0-0	0-0	0	0-0	0	1	0	0	0
Southern	2	1-3	0-0	0-0	0	0-0	2	0	0	0	2
Villanova	DNP										
Northwestern St.	2	0-0	0-0	0-0	0	0-0	0	0	0	0	0
Wichita State	DNP										
Oregon State	DNP										
Washington	DNP										
Tulane	DNP										
Texas A&M	DNP										
Mississippi St.	DNP										
Ole Miss											
Auburn											
Vanderbilt											
Arkansas											
Auburn											
Alabama											
Tennessee											
Florida											
Kentucky											
Arkansas											
Ole Miss											
South Carolina											
Georgia											
Alabama											
Mississippi State											

Greg Terrebonne's Career Stats

YEAR	GP-GS	MIN/AVG	FG-FGA	PCT.	3FG-FGA	PCT.	FT-FTA	PCT.	REB-AVG	PF-FO	AST	TO	BLK	STL	PTS-AVG.
06-07	5-0	7/1.4	0-0	.000	0-0	.000	0-0	.000	3-0.6	0-0	1	1	0	1	0-0.0
07-08	3-0	6/2.0	1-3	.333	0-0	.000	0-0	.000	0-0.0	0-0	2	1	0	0	2-0.7
Totals	8-0	13/1.6	1-3	.333	0-0	.000	0-0	.000	3-0.4	0-0	3	2	0	1	2-0.3



Bo Spencer

Guard • 6-1 • 180 • Freshman • HS • Baton Rouge, La. • Glen Oaks HS

11

Top Performances

Points

Season: 14, vs. Arizona St., 11/21/07
 Career: 14, vs. Arizona St., 11/21/07

Rebounds

Season: 4, vs. Nicholls St., 11/28/07
 Career: 4, vs. Nicholls St., 11/28/07

Field Goals Made

Season: 5, vs. Arizona St., 11/21/07
 Career: 5, vs. Arizona St., 11/21/07

3 PT FG Made

Season: 4, vs. Arizona St., 11/21/07
 Career: 4, vs. Arizona St., 11/21/07

Free Throws Made

Season: 5, vs. NW State, 12/15/07
 Career: 5, vs. NW State, 12/15/07

Assists

Season: 6, vs. Southern, 11/30/07
 Career: 6, vs. Southern, 11/30/07

Blocks

Season: 1, vs. Chaminade, 11/20/07
 Career: 1, vs. Chaminade, 11/20/07

Steals

Season: 2, vs. NW State., 12/15/07
 Career: 2, vs. NW State, 12/15/07

Minutes Played

Season: 34, vs. Arizona St., 11/21/07
 Career: 34, vs. Arizona St., 11/21/07

Top Career Scoring Games

1. 14, vs. Arizona State, 11/21/07
2. 11, vs. Nicholls State, 11/28/07
2. 11, vs. Chaminade, 11/20/07
4. 10, vs. Okla. St., 11/19/07
5. 9, at Tulane, 1/2/08
5. 9, vs. Northwestern State, 12/15/07
7. 7, vs. SLU, 11/12/07
8. 5, at Villanova, 12/6/07
9. 4, at Wichita State, 12/19/07
10. 2, twice

Freshman Season (2007-08)

Made first LSU start against A&M (1/5) with four assists in 29 minutes ... Best game since hurting ankle with nine points in 24 minutes against Tulane (1/2) ... Only able to play three minutes against Oregon State (12/21) after spraining ankle in game at Wichita State (12/19) ... Failed to score against Southern (11/30), but had season best six assists, just two turnovers ... Fourth consecutive double figure game (11) against Nicholls (11/28) ... Season best 14 points against Arizona State (11/21) ... Spencer also had 11 against Chaminade (11/20) and 10 versus Oklahoma State (11/19) ... Spencer scored seven in opener vs. Southeastern (11/12) ... Spencer averaged 7.5 points per game in exhibitions, hitting 7-of-9 field goal attempts ... Averaged 8.7 points and 5.3 rebounds in the Canadian exhibition tour, hitting 50 percent from the field.


Spencer's Game-by-Game Statistics

2007-08

OPPONENT	MIN	FG	3FG	FT	REB	PF/D	A	TO	BLK	STL	PTS
Southeastern La.	21	3-3	1-1	0-0	1	1/0	2	2	0	1	7
McNeese State	12	0-0	0-0	2-2	1	0-0	0	1	0	0	2
Oklahoma State	25	3-6	2-3	2-2	1	2-0	4	4	0	1	10
Chaminade	23	4-6	3-5	0-0	3	2-0	2	2	1	0	11
Arizona State	34	5-9	4-8	0-0	2	3-0	3	2	0	0	14
Nicholls State	29	3-8	3-7	2-2	4	1-0	3	2	0	0	11
Southern	26	0-3	0-3	0-0	1	3-0	6	2	0	1	0
Villanova	21	1-4	1-4	2-3	1	3-0	3	1	0	0	5
Northwestern St.	26	2-5	0-1	5-7	3	0-0	3	2	0	2	9
Wichita State	20	1-5	1-4	1-2	1	1-0	0	1	0	1	4
Oregon State	3	0-0	0-0	0-0	0	0-0	1	0	0	0	0
Washington	19	0-2	0-1	0-0	1	2-0	0	2	0	1	0
Tulane	24	3-9	2-5	1-2	3	3-0	2	1	0	1	9
Texas A&M	29	1-5	0-2	0-0	1	0-0	4	2	0	0	2
Mississippi St.	19	0-6	0-4	0-0	2	0-0	0	0	0	0	19
Ole Miss											
Auburn											
Vanderbilt											
Arkansas											
Auburn											
Alabama											
Tennessee											
Florida											
Kentucky											
Arkansas											
Ole Miss											
South Carolina											
Georgia											
Alabama											
Mississippi State											

Bo Spencer's Career Stats

YEAR	GP-GS	MIN/AVG	FG-FGA	PCT.	3FG-FGA	PCT.	FT-FTA	PCT.	REB-AVG	PF-FO	AST	TO	BLK	STL	PTS-AVG.
07-08	15-2	331-22.1	26-71	.366	17-48	.354	15-20	.750	25-1.7	21-0	33	24	1	8	84-5.6
Totals	15-2	331-22.1	26-71	.366	17-48	.354	15-20	.750	25-1.7	21-0	33	24	1	8	84-5.6



Terry Martin

Guard • 6-6 • 207 • Junior • 1VL • Monroe, La. • Texas Tech

13

Top Performances

Points

Season: 19, at Tulane, 1/2/08
 Career: 23, vs. Auburn, 1/13/07

Rebounds

Season: 7, twice
 Career: 7, twice

Field Goals Made

Season: 7, at Tulane, 1/2/08
 Career: 8, vs. Auburn, 1/13/07

3 PT FG Made

Season: 4, twice
 Career: 5, twice

Free Throws Made

Season: 2, three times
 Career: 4, twice

Assists

Season: 6, vs. Oregon St., 12/21/07
 Career: 6, vs. Oregon St., 12/21/07

Blocks

Season: 3, vs. Chaminade, 11/20/07
 Career: 3, vs. Chaminade, 11/20/07

Steals

Season: 1, six times
 Career: 3, at Georgia, 1/2/07

Minutes Played

Season: 40, vs. Oregon St., 12/21/07
 Career: 40, vs. Oregon St., 12/21/07

Top Career Scoring Games

- 23 vs. Auburn, 1/1/307
- 19 at Tulane, 1/2/08
- 19 vs La. Tech, 12/23/06
- 18 vs. Florida, 2/24/07
- 16 at Kentucky, 2/20/07
- 16 at Georgia, 1/28/07
- 15 vs. Oregon State, 12/21/07
- 15 vs. Northwestern State, 12/15/07
- 15 at Tennessee, 2/6/07
- 15 vs. Ole Miss, 1/17/07

Junior Season (2007-08)

Streak came to an end at A&M (1/5) with six points ... Maybe playing some of his best LSU basketball with seven straight in double figures with season high 19 against Tulane (1/2) ... Hit at least three treys in five of last six games ... Made it five straight double figure scoring games with 15 against Oregon State (12/21) ... Also played 40 minutes in a game for the first time in career and had six assists and no turnovers against the Beavers ... Extended his double figure scoring streak to four games at Wichita (12/19) ... Back-to-back season high in points after 15 against Northwestern State (12/15) ... Season high in three-pointers (4) and points (14) at Villanova (12/6) ... Third double figure game of 11 against Southern (11/30) ... 13 points against Chaminade with three treys (11/20) ... First double figure game of year with 11 vs. McNeese (11/14) ... Scored six in opener (11/12) ... Averaged 15 points for the exhibition games after hitting 5-of-10 three-point attempts in 17-point effort against EA Sports ... Had 13 points, 5 assists against Belhaven ... Just one turnover ... Played primarily at the point guard position in Canada ... Averaging 13.0 points and 5.3 assists in the three games.

Martin's Game-by-Game Statistics

2007-08

OPPONENT	MIN	FG	3FG	FT	REB	PF/D	A	TO	BLK	STL	PTS
Southeastern La.	31	2-7	0-2	2-2	4	3-0	3	2	0	1	6
McNeese State	30	5-10	1-3	0-2	5	0-0	2	2	1	1	11
Oklahoma State	24	2-9	1-6	0-0	6	3-0	0	2	0	0	5
Chaminade	33	5-12	3-8	0-1	7	3-0	1	1	3	1	13
Arizona State	27	1-8	1-7	0-0	2	2-0	3	3	0	0	3
Nicholls State	21	2-4	0-1	0-0	2	2-0	1	3	1	0	4
Southern	25	4-11	2-5	1-2	7	0-0	1	2	0	0	11
Villanova	22	5-10	4-6	0-0	2	1-0	2	1	1	1	14
Northwestern St.	29	5-11	3-6	2-2	3	2-0	4	2	0	0	15
Wichita State	27	4-10	3-6	0-0	3	1-0	0	4	0	0	11
Oregon State	40	5-18	3-11	2-2	2	2-0	6	0	1	0	15
Washington	31	6-13	2-6	0-0	1	3-0	2	3	1	0	14
Tulane	35	7-17	4-9	1-1	1	2-0	2	2	0	1	19
Texas A&M	21	3-8	0-3	0-0	2	2-0	1	2	0	0	6
Mississippi St.	26	2-11	0-4	0-0	1	2-0	2	0	0	0	4
Ole Miss											
Auburn											
Vanderbilt											
Arkansas											
Auburn											
Alabama											
Tennessee											
Florida											
Kentucky											
Arkansas											
Ole Miss											
South Carolina											
Georgia											
Alabama											
Mississippi State											

Terry Martin's Career Stats

YEAR	GP-GS	MIN/AVG	FG-FGA	PCT.	3FG-FGA	PCT.	FT-FTA	PCT.	REB-AVG	PF-FO	AST	TO	BLK	STL	PTS-AVG.
06-07	24-16	701/29.2	93-227	.410	52-134	.388	15-26	.577	67-2.8	37-1	35	43	6	11	253-10.5
07-08	15-15	422/28.1	58-159	.365	27-83	.325	8-12	.667	48-3.2	28-0	30	29	8	5	151-10.1
Totals	39-31	1123/28.8	151-386	.391	79-217	.364	23-38	.605	115-2.9	65-1	65	72	14	16	404-10.4



Garrett Temple

Guard • 6-6 • 195 • Junior • 2VL • Baton Rouge, La. • Univeristy HS

14

Top Performances

Points

Season: 17, vs. Okla. St., 11/19/07
 Career: 18, at Tulane, 12/2/06

Rebounds

Season: 7, vs. Oregon St., 12/21/07
 Career: 8, four times

Field Goals Made

Season: 4, vs. Okla. St., 11/19/07
 Career: 7, vs. McNeese, 11/29/06

3 PT FG Made

Season: 3, vs. Okla. St., 11/19/07
 Career: 4, three times

Free Throws Made

Season: 6, vs. Arizona St., 11/21/07
 Career: 8, vs. Florida, 2/24/07

Assists

Season: 7, vs. Arizona St., 11/21/07
 Career: 7, seven times

Blocks

Season: 3, at Villanova, 12/6/07
 Career: 4, vs. Auburn, 1/13/07

Steals

Season: 3, three times
 Career: 4, twice

Minutes Played

Season: 40, twice
 Career: 45, vs. Texas, 12/10/06

Top Career Scoring Games

1. 18 at Tulane, 12/2/06
2. 17 vs. Oklahoma State, 11/19/07
2. 17 vs. Florida, 2/24/07
2. 17 at Oregon State, 12/17/06
2. 17 vs. McNeese State, 11/29/06
6. 16 at Mississippi State, 2/3/07
6. 16 vs. Nicholls State, 11/17/06
8. 14 three times

Junior Season (2007-08)

First game at power forward because of injuries at A&M (1/5) ... For second straight game, hit two treys ... Hit two key treys against Tulane (1/2) to keep the Tigers in position late in the game ... Season high rebounds vs. Oregon State (12/21) ... Six assists at Villanova (12/6) ... Had 11 points and career equaling seven assists in loss at Arizona State ... Just one point off his career high with 17 against Oklahoma State (11/19) ... Came off the bench and had nine points in 30 minutes against McNeese (11/14) ... Failed to score in opener (11/12) ... Three points, four blocks in 19 minutes against Belhaven ... Temple did not play on the Canadian trip as he recovered from an ankle injury originally hurt on summer China trip and aggravated during a pickup game.

Temple's Game-by-Game Statistics

2007-08

OPPONENT	MIN	FG	3FG	FT	REB	PF/D	A	TO	BLK	STL	PTS
Southeastern La.	29	0-1	0-1	0-2	1	3-0	1	2	0	0	0
McNeese State	30	3-4	0-1	3-4	2	2-0	2	0	2	1	9
Oklahoma State	34	4-7	3-5	6-6	3	4-0	5	4	1	1	17
Chaminade	35	3-7	1-3	2-4	4	2-0	4	2	1	3	9
Arizona State	40	2-4	1-2	6-6	5	4-0	7	4	1	1	11
Nicholls State	32	0-2	0-2	0-1	3	2-0	2	2	1	3	0
Southern	24	1-2	0-1	1-2	4	3-0	3	1	0	1	3
Villanova	39	2-6	1-4	3-4	3	3-0	6	4	3	3	8
Northwestern St.	31	1-2	0-0	2-2	6	3-0	2	5	1	2	4
Wichita State	31	3-7	0-4	0-0	2	3-0	2	1	1	0	6
Oregon State	40	1-3	0-1	2-2	7	1-0	5	2	2	2	4
Washington	32	0-3	0-1	0-0	3	2-0	5	4	1	0	0
Tulane	33	2-2	2-2	0-0	4	1-0	2	2	0	0	6
Texas A&M	32	3-4	2-2	0-0	3	5-1	2	3	1	0	8
Mississippi St.	37	2-7	0-1	0-0	3	2-0	1	3	1	2	4
Ole Miss											
Auburn											
Vanderbilt											
Arkansas											
Auburn											
Alabama											
Tennessee											
Florida											
Kentucky											
Arkansas											
Ole Miss											
South Carolina											
Georgia											
Alabama											
Mississippi State											

Garrett Temple's Career Stats

YEAR	GP-GS	MIN/AVG	FG-FGA	PCT.	3FG-FGA	PCT.	FT-FTA	PCT.	REB-AVG	PF-FO	AST	TO	BLK	STL	PTS-AVG.
05-06	36-35	1207/33.5	65-194	.335	27-109	.248	25-37	.676	94-2.6	87-2	99	70	31	38	182-5.1
06-07	32-32	1099/34.3	91-230	.396	35-130	.269	57-70	.814	118-3.7	79-1	138	83	34	52	274-8.6
07-08	15-13	499/33.3	27-61	.443	10-30	.333	25-33	.758	53-3.5	40-1	49	39	16	19	89-5.9
Totals	83-80	2805-33.8	183-485	.377	72-269	.268	107-140	.764	265-3.2	206-4	286	192	81	109	545-6.6



Garrett Green

Forward • 6-10 • 218 • Freshman • HS • Woodland Hills, Calif. • Taft HS

20

Top Performances

Points

Season: 6, vs. Oregon St., 12/21/07
 Career: 6, vs. Oregon St., 12/21/07

Rebounds

Season: 8, vs. Southern, 11/30/07
 Career: 8, vs. Southern, 11/30/07

Field Goals Made

Season: 2, five times
 Career: 2, five times

3 PT FG Made

Season: 1, vs. Oregon St., 12/21/07
 Career: 1, vs. Oregon St., 12/21/07

Free Throws Made

Season: 1, twice
 Career: 1, twice

Assists

Season: 1, three times
 Career: 1, three times

Blocks

Season: 2, vs. Okla. St., 11/19/07
 Career: 2, vs. Okla. St., 11/19/07

Steals

Season: 1, vs. Okla. St., 11/19/07
 Career: 1, vs. Okla. St., 11/19/07

Minutes Played

Season: 22, at Texas A&M, 1/5/08
 Career: 18, at Texas A&M, 1/5/08

Top Career Scoring Games

1. 6 vs. Oregon State, 12/21/07
2. 4 at Texas A&M, 1/5/07
2. 4 vs. Washington, 12/29/07
2. 4 vs. Southern, 11/30/07
2. 4 vs. Nicholls State, 11/28/07
6. 2 vs. Miss. State, 1/9/08
6. 2 at Wichita State, 12/19/07
6. 2 vs. NW State, 12/15/07
6. 2 vs. Arizona State, 11/21/07
6. 2 vs. Chaminade, 11/20/07

Freshman Season (2007-08)

Career night in minutes with 24 against A&M (1/5), scoring four points ... Scored 4 sporting new short hair cut against Washington (12/29) ... Played more minutes (18) at Wichita State, (12/19) Equaled career high in points and upped high in rebounds against Southern (11/30) ... Scored first field goal of career against Chaminade (11/20) ... Played 17 minutes on his first venture onto the court in Maui (11/19) ... Made his only field goal attempt against EA Sports ... Green was 1-of-4 with four points in 12 minutes against Belhaven ... Green did not play in Canada while the coaches were deciding on redshirt possibility for 2007-08.

Green's Game-by-Game Statistics

2007-08

OPPONENT	MIN	FG	3FG	FT	REB	PF/D	A	TO	BLK	STL	PTS
Southeastern La.	DNP										
McNeese State	DNP										
Oklahoma State	17	0-1	0-0	1-2	2	5-1	1	2	2	1	1
Chaminade	14	1-2	0-0	0-0	4	0-0	1	0	0	0	2
Arizona State	7	1-1	0-0	0-0	0	4-0	0	0	0	0	2
Nicholls State	7	2-3	0-0	0-1	5	0-0	0	2	0	0	4
Southern	13	2-2	0-0	0-0	8	2-0	0	0	0	0	4
Villanova	3	0-0	0-0	0-0	0	3-0	0	0	0	0	0
Northwestern St.	11	1-3	0-0	0-0	1	1-0	0	2	0	0	2
Wichita State	18	1-2	0-0	0-0	1	2-0	0	0	1	0	2
Oregon State	16	2-4	1-1	1-2	1	2-0	0	0	0	0	6
Washington	9	2-2	0-0	0-0	2	2-0	0	1	0	0	4
Tulane	10	0-0	0-0	0-0	2	1-0	0	2	0	0	0
Texas A&M	24	2-6	0-0	0-0	4	4-0	1	0	0	0	4
Mississippi St.	12	1-2	0-0	0-0	0	1-0	0	0	0	0	2
Ole Miss											
Auburn											
Vanderbilt											
Arkansas											
Auburn											
Alabama											
Tennessee											
Florida											
Kentucky											
Arkansas											
Ole Miss											
South Carolina											
Georgia											
Alabama											
Mississippi State											

Garrett Green's Career Stats

YEAR	GP-GS	MIN/AVG	FG-FGA	PCT.	3FG-FGA	PCT.	FT-FTA	PCT.	REB-AVG	PF-FO	AST	TO	BLK	STL	PTS-AVG.
07-08	13-0	161-12.4	15-28	.536	1-1	1.000	2-5	.400	30-2.3	27-1	3	9	3	1	33-2.5
Totals	13-0	161-12.4	15-28	.536	1-1	1.000	2-5	.400	30-2.3	27-1	3	9	3	1	33-2.5



Alex Farrer

Guard • 6-5 • 200 • Sophomore • 1VL • Phoenix, Ariz. • St. Mary's HS

30

Top Performances

Points

Season: 5, at Texas A&M, 1/5/07
 Career: 5, three times

Rebounds

Season: 2, vs. Oregon St, 12/21/07
 Career: 2, five times

Field Goals Made

Season: 2, at Texas A&M, 1/5/07
 Career: 2, at Texas A&M, 1/5/07

3 PT FG Made

Season: 1, at Texas A&M, 1/5/07
 Career: 1, six times

Free Throws Made

Season: 2, vs. Oregon St., 12/21/07
 Career: 2, three times

Assists

Season: 2, Arizona St., 11/21/07
 Career: 2, twice

Blocks

Season:
 Career:

Steals

Season: 2, at Texas A&M, 1/5/07
 Career: 2, at Texas A&M, 1/5/07

Minutes Played

Season: 22, vs. Arizona St., 11/21/07
 Career: 22, vs. Arizona St., 11/21/07

Top Career Scoring Games

1. 5 at Texas A&M, 1/5/07
1. 5 vs. McNeese State, 11/29/06
1. 5 vs. Nicholls State, 11/17/06
4. 4 vs. Arizona State, 11/21/07
5. 3 vs. South Carolina, 3/3/07
5. 3 at Kentucky, 2/20/07
7. 2 vs. Oregon State, 12/21/07
7. 2 at Wichita State, 12/19/07
7. 2 vs. UL-Monroe, 11/19/06
10. 1 twice

Sophomore Season (2007-08)

Posted points for the fourth time at Wichita (12/19) ... Came in for first time in Chaminade game (11/20), took a blow to the nose, came down and got an assist before going to the bench for treatment ... Farr failed to score in either exhibition contest ... Started one game in Canada, averaged 4.3 points per game and hit three treys.


Farrer's Game-by-Game Statistics

2007-08

OPPONENT	MIN	FG	3FG	FT	REB	PF/D	A	TO	BLK	STL	PTS
Southeastern La.	DNP										
McNeese State	DNP										
Oklahoma State	DNP										
Chaminade	0+	0-0	0-0	0-0	0	0-0	1	0	0	0	0
Arizona State	22	1-2	1-1	1-2	1	1-0	2	1	0	0	4
Nicholls State	8	0-0	0-0	1-2	1	1-0	1	2	0	0	1
Southern	2	0-0	0-0	0-0	0	0-0	0	0	0	0	0
Villanova	DNP										
Northwestern St.	8	0-0	0-0	1-2	2	0-0	0	1	0	0	1
Wichita State	9	1-1	0-0	0-0	0	0-0	1	0	0	0	2
Oregon State	7	0-0	0-0	2-2	2	0-0	1	0	0	0	2
Washington	4	0-0	0-0	0-2	0	0-0	0	0	0	0	0
Tulane	2	0-1	0-1	0-0	0	0-0	0	0	0	0	0
Texas A&M	20	2-6	1-3	0-0	1	3-0	1	1	0	2	5
Mississippi St.	15	0-4	0-2	0-0	4	1-0	1	1	0	0	0
Ole Miss											
Auburn											
Vanderbilt											
Arkansas											
Auburn											
Alabama											
Tennessee											
Florida											
Kentucky											
Arkansas											
Ole Miss											
South Carolina											
Georgia											
Alabama											
Mississippi State											

Alex Farrer's Career Stats

YEAR	GP-GS	MIN/AVG	FG-FGA	PCT.	3FG-FGA	PCT.	FT-FTA	PCT.	REB-AVG	PF-FO	AST	TO	BLK	STL	PTS-AVG.
06-07	14-0	86/6.1	5-23	.217	4-20	.200	4-6	.667	14-1.0	7-0	6	5	2	0	18-1.3
07-08	11-0	106/9.6	4-15	.267	2-8	.250	5-10	.500	13-1.2	7-0	8	7	0	2	15-1.4
Totals	25-0	192-7.7	9-38	.237	6-28	.214	9-16	.563	27-1.1	14-0	14	12	2	2	33-1.3



Quintin Thornton

Forward • 6-8 • 230 • Junior • JC • Orlando, Fla. • Odessa College

32

Top Performances

Points

Season:
Career:

Rebounds

Season:
Career:

Field Goals Made

Season:
Career:

3 PT FG Made

Season:
Career:

Free Throws Made

Season:
Career:

Assists

Season:
Career:

Blocks

Season:
Career:

Steals

Season:
Career:

Minutes Played

Season: 3, vs. Miss. State, 1/9/08
Career: 3, vs. Miss. State, 1/9/08

Top Career Scoring Games

Junior Season (2007-08)

Returned to practice Jan. 8, played for first time at LSU on Jan. 9 ... Injured early in practice, needing surgery on right pectoral muscle ... Possibly a medical redshirt ... Averaged 12.7 minutes a game and 2.7 points and 4.0 rebounds in Canadian tour.

Thornton's Game-by-Game Statistics

2007-08

OPPONENT	MIN	FG	3FG	FT	REB	PF/D	A	TO	BLK	STL	PTS
Southeastern La.	DNP-Injury										
McNeese State	DNP-Injury										
Oklahoma State	DNP-Injury										
Chaminade	DNP-injury										
Arizona State	DNP-injury										
Nicholls State	DNP-injury										
Southern	DNP-injury										
Villanova	DNP-injury										
Northwestern St.	DNP-injury										
Wichita State	DNP-injury										
Oregon State	DNP-injury										
Washington	DNP-injury										
Tulane	DNP-injury										
Texas A&M	DNP-injury										
Mississippi St.	3	0-0	0-0	0-0	0	1-0	0	0	0	0	0
Ole Miss											
Auburn											
Vanderbilt											
Arkansas											
Auburn											
Alabama											
Tennessee											
Florida											
Kentucky											
Arkansas											
Ole Miss											
South Carolina											
Georgia											
Alabama											
Mississippi State											

Quintin Thornton's Career Stats

YEAR	GP-GS	MIN/AVG	FG-FGA	PCT.	3FG-FGA	PCT.	FT-FTA	PCT.	REB-AVG	PF-FO	AST	TO	BLK	STL	PTS-AVG.
07-08	1-0	3-3.0	0-0	.000	0-0	.000	0-0	.000	0-0.0	1-0	0	0	0	0	0-0.0
Totals	1-0	3-3.0	0-0	.000	0-0	.000	0-0	.000	0-0.0	1-0	0	0	0	0	0-0.0

LSU Season Schedule/Results & Leaders (as of Jan 09, 2008)
All games

RECORD:	OVERALL	HOME	AWAY	NEUTRAL
ALL GAMES.....	(7-8)	(6-2)	(0-4)	(1-2)
CONFERENCE.....	(0-1)	(0-1)	(0-0)	(0-0)
NON-CONFERENCE.....	(7-7)	(6-1)	(0-4)	(1-2)

DATE	TIME	OPPONENT		SCORE	ATTEND	HIGH POINTS	HIGH REBOUNDS
11/12/07	7:00 pm	SOUTHEASTERN LOUISIANA	W	72-62	8171	(27)Thornton, Marcus	(13)Randolph, Anthony
11/14/07	7:00 pm	MCNEESE STATE	W	78-74	7891	(24)Thornton, Marcus	(14)Mitchell, Tasmin
11-19-07	12 p.m.	& vs OKLAHOMA STATE		77-83	L 2500	(20)Thornton, Marcus	(6)Martin, Terry
11-20-07	8:30 a.m.	& vs CHAMINADE	W	78-72	2500	(21)Randolph, Anthony	(11)Johnson, Chris
11-21-07	9 a.m.	& vs ARIZONA STATE		84-87	LOT 2500	(21)Randolph, Anthony	(12)Thornton, Marcus
11/28/07	7:00 pm	NICHOLLS STATE	W	68-41	7704	(24)Thornton, Marcus	(7)Randolph, Anthony
11/30/07	7:00 pm	SOUTHERN UNIVERSITY	W	88-45	7719	(24)Randolph, Anthony	(11)Randolph, Anthony
12/06/07	9:30 PM	# at Villanova		67-68	L 9212	(15)Thornton, Marcus	(13)Thornton, Marcus
12/15/07	7:00 pm	NORTHWESTERN STATE	W	82-58	7809	(22)Thornton, Marcus	(8)Randolph, Anthony
12-19-07	7:07 pm	at Wichita St.		47-67	L 10478	(12)Thornton, Marcus	(11)Thornton, Marcus
12/22/07	2:00 pm	OREGON STATE	W	67-61	7713	(20)Thornton, Marcus	(9)Randolph, Anthony
12/29/07	2:00 pm	WASHINGTON		65-73	L 8947	(19)Johnson, Chris	(9)Randolph, Anthony
							(9)Johnson, Chris
01/02/08	8 p.m.	at Tulane		63-68	L 3690	(19)Martin, Terry	(9)Randolph, Anthony
01/05/08	7 p.m.	at Texas A&M		53-79	L 12255	(16)Randolph, Anthony	(7)Randolph, Anthony
							(7)Thornton, Marcus
01/09/08	7:00 PM	* MISSISSIPPI STATE		39-61	L 7843	(12)Thornton, Marcus	(9)Randolph, Anthony

* SEC Games

& EA Sports Maui Invitational

Pizza Hut Big East/SEC Invitational

ATTENDANCE SUMMARY	GAMES	TOTALS	AVG/GAME
HOME.....	8	63797	7975
AWAY.....	4	35635	8909
NEUTRAL.....	3	7500	2500
TOTAL.....	15	106932	7129

LSU Combined Team Statistics (as of Jan 09, 2008)
All games

RECORD:	OVERALL	HOME	AWAY	NEUTRAL
ALL GAMES.....	(7-8)	(6-2)	(0-4)	(1-2)
CONFERENCE.....	(0-1)	(0-1)	(0-0)	(0-0)
NON-CONFERENCE.....	(7-7)	(6-1)	(0-4)	(1-2)

## Player	GP-GS	Min--Avg	---TOTAL---		---3-PTS---		FT-FTA	Pct	----REBOUNDS----				PF	FO	A	TO	Blk	Stl	Pts	Avg
			FG-FGA	Pct	3FG-FGA	Pct			Off	Def	Tot	Avg								
05 Thornton, Marcus...	15-15	503 33.5	88-218	.404	33-102	.324	48-56	.857	34	59	93	6.2	34	0	23	30	6	23	257	17.1
03 Randolph, Anthony..	15-15	453 30.2	76-167	.455	2-14	.143	50-76	.658	34	85	119	7.9	41	1	19	34	40	22	204	13.6
21 Johnson, Chris.....	13-12	355 27.3	59-95	.621	7-16	.438	24-27	.889	18	45	63	4.8	27	1	6	34	27	13	149	11.5
13 Martin, Terry.....	15-15	422 28.1	58-159	.365	27-83	.325	8-12	.667	10	38	48	3.2	28	0	30	29	8	5	151	10.1
01 Mitchell, Tasmin...	3-3	66 22.0	7-21	.333	0-5	.000	8-10	.800	5	12	17	5.7	8	0	6	9	1	7	22	7.3
14 Temple, Garrett....	15-13	499 33.3	27-61	.443	10-30	.333	25-33	.758	10	43	53	3.5	40	1	49	39	16	19	89	5.9
11 Spencer, Bo.....	15-2	331 22.1	26-71	.366	17-48	.354	15-20	.750	7	18	25	1.7	21	0	33	24	1	8	84	5.6
02 Mason, Dameon.....	7-0	120 17.1	9-28	.321	0-0	.000	4-11	.364	5	16	21	3.0	13	0	5	5	4	5	22	3.1
20 Green, Garrett.....	13-0	161 12.4	15-28	.536	1-1	1.000	2-5	.400	9	21	30	2.3	27	1	3	9	3	1	33	2.5
30 Farrer, Alex.....	11-0	106 9.6	4-15	.267	2-8	.250	5-10	.500	3	10	13	1.2	7	0	8	7	0	2	15	1.4
10 Terrebonne, Greg...	3-0	6 2.0	1-3	.333	0-0	.000	0-0	.000	0	0	0	0.0	0	0	2	1	0	0	2	0.7
32 Thornton, Quintin..	1-0	3 3.0	0-0	.000	0-0	.000	0-0	.000	0	0	0	0.0	1	0	0	0	0	0	0	0.0
TEAM.....									23	28	51	3.4	1		1					
Total.....	15	3025	370-866	.427	99-307	.322	189-260	.727	158	375	533	35.5	248	4	184	222	106	105	1028	68.5
Opponents.....	15	3025	367-913	.402	87-284	.306	178-265	.672	217	375	592	39.5	254	6	172	225	53	111	999	66.6

TEAM STATISTICS	LS	OPP	DATE	OPPONENT	W/L	SCORE	ATTEND
SCORING.....	1028	999	11/12/07	SOUTHEASTERN LOUISIANA	W	72-62	8171
Points per game.....	68.5	66.6	11/14/07	MCNEESE STATE	W	78-74	7891
Scoring margin.....	+1.9	-	&11-19-07	vs OKLAHOMA STATE	L	77-83	2500
FIELD GOALS-ATT.....	370-866	367-913	&11-20-07	vs CHAMINADE	W	78-72	2500
Field goal pct.....	.427	.402	&11-21-07	vs ARIZONA STATE	LOT	84-87	2500
3 POINT FG-ATT.....	99-307	87-284	11/28/07	NICHOLLS STATE	W	68-41	7704
3-point FG pct.....	.322	.306	11/30/07	SOUTHERN UNIVERSITY	W	88-45	7719
3-pt FG made per game..	6.6	5.8	#12/06/07	at Villanova	L	67-68	9212
FREE THROWS-ATT.....	189-260	178-265	12/15/07	NORTHWESTERN STATE	W	82-58	7809
Free throw pct.....	.727	.672	12-19-07	at Wichita St.	L	47-67	10478
REBOUNDS.....	533	592	12/22/07	OREGON STATE	W	67-61	7713
Rebounds per game.....	35.5	39.5	12/29/07	WASHINGTON	L	65-73	8947
Rebounding margin.....	-3.9	-	01/02/08	at Tulane	L	63-68	3690
ASSISTS.....	184	172	01/05/08	at Texas A&M	L	53-79	12255
Assists per game.....	12.3	11.5	*01/09/08	MISSISSIPPI STATE	L	39-61	7843
TURNOVERS.....	222	225	* SEC Games				
Turnovers per game.....	14.8	15.0	& EA Sports Maui Invitational				
Turnover margin.....	+0.2	-	# Pizza Hut Big East/SEC Invitational				
Assist/turnover ratio..	0.8	0.8					
STEALS.....	105	111					
Steals per game.....	7.0	7.4					
BLOCKS.....	106	53					
Blocks per game.....	7.1	3.5					
WINNING STREAK.....	0	-					
Home win streak.....	0	-					
ATTENDANCE.....	63797	43135					
Home games-Avg/Game....	8-7975	4-8909					
Neutral site-Avg/Game..	-	3-2500					

SCORE BY PERIODS:	1st	2nd	OT	Total
LSU.....	476	546	6	1028
Opponents.....	460	530	9	999

LSU Category Leaders (as of Jan 09, 2008)
All games

FG PERCENTAGE	FG	ATT	Pct
Johnson, Chris.....	59	95	.621
Green, Garrett.....	15	28	.536
Randolph, Anthony...	76	167	.455
Temple, Garrett.....	27	61	.443
Thornton, Marcus....	88	218	.404
Spencer, Bo.....	26	71	.366
Martin, Terry.....	58	159	.365
Mitchell, Tasmin....	7	21	.333
Terrebonne, Greg....	1	3	.333
Mason, Dameon.....	9	28	.321
Farrer, Alex.....	4	15	.267

3-POINT PERCENTAGE	3FG	ATT	Pct
Green, Garrett.....	1	1	1.000
Johnson, Chris.....	7	16	.438
Spencer, Bo.....	17	48	.354
Temple, Garrett.....	10	30	.333
Martin, Terry.....	27	83	.325
Thornton, Marcus....	33	102	.324
Farrer, Alex.....	2	8	.250
Randolph, Anthony...	2	14	.143
Mitchell, Tasmin....	0	5	.000

FT PERCENTAGE	FT	ATT	Pct
Johnson, Chris.....	24	27	.889
Thornton, Marcus....	48	56	.857
Mitchell, Tasmin....	8	10	.800
Temple, Garrett.....	25	33	.758
Spencer, Bo.....	15	20	.750
Martin, Terry.....	8	12	.667
Randolph, Anthony...	50	76	.658
Farrer, Alex.....	5	10	.500
Green, Garrett.....	2	5	.400
Mason, Dameon.....	4	11	.364

POINTS	G	Pts	Pts/G
Thornton, Marcus....	15	257	17.1
Randolph, Anthony...	15	204	13.6
Martin, Terry.....	15	151	10.1
Johnson, Chris.....	13	149	11.5
Temple, Garrett.....	15	89	5.9
Spencer, Bo.....	15	84	5.6
Green, Garrett.....	13	33	2.5
Mason, Dameon.....	7	22	3.1
Mitchell, Tasmin....	3	22	7.3
Farrer, Alex.....	11	15	1.4
Terrebonne, Greg....	3	2	0.7

FIELD GOAL ATTEMPTS	G	Att	Att/G
Thornton, Marcus....	15	218	14.5
Randolph, Anthony...	15	167	11.1
Martin, Terry.....	15	159	10.6
Johnson, Chris.....	13	95	7.3
Spencer, Bo.....	15	71	4.7

FIELD GOALS MADE	G	Made	Made/G
Thornton, Marcus....	15	88	5.9
Randolph, Anthony...	15	76	5.1
Johnson, Chris.....	13	59	4.5
Martin, Terry.....	15	58	3.9
Temple, Garrett.....	15	27	1.8

3-POINT FG ATTEMPTS	G	Att	Att/G
Thornton, Marcus....	15	102	6.8
Martin, Terry.....	15	83	5.5
Spencer, Bo.....	15	48	3.2
Temple, Garrett.....	15	30	2.0
Johnson, Chris.....	13	16	1.2

3-POINT FGS MADE	G	Made	Made/G
Thornton, Marcus....	15	33	2.2
Martin, Terry.....	15	27	1.8
Spencer, Bo.....	15	17	1.1
Temple, Garrett.....	15	10	0.7
Johnson, Chris.....	13	7	0.5

FREE THROW ATTEMPTS	G	Att	Att/G
Randolph, Anthony...	15	76	5.1
Thornton, Marcus....	15	56	3.7
Temple, Garrett.....	15	33	2.2
Johnson, Chris.....	13	27	2.1
Spencer, Bo.....	15	20	1.3

FREE THROWS MADE	G	Made	Made/G
Randolph, Anthony...	15	50	3.3
Thornton, Marcus....	15	48	3.2
Temple, Garrett.....	15	25	1.7
Johnson, Chris.....	13	24	1.8
Spencer, Bo.....	15	15	1.0

SCORING AVERAGE	G	Pts	Avg/G
Thornton, Marcus....	15	257	17.1
Randolph, Anthony...	15	204	13.6
Johnson, Chris.....	13	149	11.5
Martin, Terry.....	15	151	10.1
Mitchell, Tasmin....	3	22	7.3
Temple, Garrett.....	15	89	5.9
Spencer, Bo.....	15	84	5.6
Mason, Dameon.....	7	22	3.1
Green, Garrett.....	13	33	2.5
Farrer, Alex.....	11	15	1.4
Terrebonne, Greg....	3	2	0.7
Thornton, Quintin...	1	0	0.0
TEAM.....	15	0	0.0

LSU Category Leaders (as of Jan 09, 2008)
All games

REBOUNDS	G	Reb	Reb/G
Randolph, Anthony...	15	119	7.9
Thornton, Marcus....	15	93	6.2
Johnson, Chris.....	13	63	4.8
Temple, Garrett.....	15	53	3.5
Martin, Terry.....	15	48	3.2

REBOUND AVERAGE	G	Reb	Avg/G
Randolph, Anthony...	15	119	7.9
Thornton, Marcus....	15	93	6.2
Mitchell, Tasmin....	3	17	5.7
Johnson, Chris.....	13	63	4.8
Temple, Garrett.....	15	53	3.5

OFFENSIVE REBOUNDS	G	No.	Avg/G
Thornton, Marcus....	15	34	2.3
Randolph, Anthony...	15	34	2.3
Johnson, Chris.....	13	18	1.4
Martin, Terry.....	15	10	0.7
Temple, Garrett.....	15	10	0.7

DEFENSIVE REBOUNDS	G	No.	Avg/G
Randolph, Anthony...	15	85	5.7
Thornton, Marcus....	15	59	3.9
Johnson, Chris.....	13	45	3.5
Temple, Garrett.....	15	43	2.9
Martin, Terry.....	15	38	2.5

FOULS	G	No.	Per/G
Randolph, Anthony...	15	41	2.7
Temple, Garrett.....	15	40	2.7
Thornton, Marcus....	15	34	2.3
Martin, Terry.....	15	28	1.9
Johnson, Chris.....	13	27	2.1
Green, Garrett.....	13	27	2.1

FOULOUTS	G	No.
Johnson, Chris.....	13	1
Temple, Garrett.....	15	1
Randolph, Anthony...	15	1
Green, Garrett.....	13	1

ASSISTS	G	No.	A/G
Temple, Garrett.....	15	49	3.3
Spencer, Bo.....	15	33	2.2
Martin, Terry.....	15	30	2.0
Thornton, Marcus....	15	23	1.5
Randolph, Anthony...	15	19	1.3

STEALS	G	No.	S/G
Thornton, Marcus....	15	23	1.5
Randolph, Anthony...	15	22	1.5
Temple, Garrett.....	15	19	1.3
Johnson, Chris.....	13	13	1.0
Spencer, Bo.....	15	8	0.5

BLOCKED SHOTS	G	No.	Blk/G
Randolph, Anthony...	15	40	2.7
Johnson, Chris.....	13	27	2.1
Temple, Garrett.....	15	16	1.1
Martin, Terry.....	15	8	0.5
Thornton, Marcus....	15	6	0.4

MINUTES	G	No.	Min/G
Thornton, Marcus....	15	503	33.5
Temple, Garrett.....	15	499	33.3
Randolph, Anthony...	15	453	30.2
Martin, Terry.....	15	422	28.1
Johnson, Chris.....	13	355	27.3

TURNOVERS	G	No.	TO/G
Temple, Garrett.....	15	39	2.6
Randolph, Anthony...	15	34	2.3
Johnson, Chris.....	13	34	2.6
Thornton, Marcus....	15	30	2.0
Martin, Terry.....	15	29	1.9

LSU Team Game-by-Game (as of Jan 09, 2008)
All games

TEAM STATISTICS

Opponent	Date	Score	W/L	---TOTAL---		--3-PTRS--		FT-FTA		----REBOUNDS----				PF	A	TO	Blk	Stl	Pts	---Avg
				FG-FGA	Pct	3FG-FGA	Pct	Pct	Off	Def	Tot	Avg								
SOUTHEASTERN LOUISIAN	11/12/07	72-62	W	26-51	.510	6-16	.375	14-20	.700	3	26	29	29.0	15	13	14	8	11	72	72.0
MCNEESE STATE	11/14/07	78-74	W	27-56	.482	3-18	.167	21-29	.724	12	26	38	33.5	11	13	14	11	9	78	75.0
vs OKLAHOMA STATE	11-19-07	77-83	L	25-53	.472	11-25	.440	16-18	.889	9	22	31	32.7	25	14	26	7	5	77	75.7
vs CHAMINADE	11-20-07	78-72	W	32-68	.471	7-21	.333	7-14	.500	14	27	41	34.8	13	12	11	11	8	78	76.2
vs ARIZONA STATE	11-21-07	84-87	Lot	29-62	.468	12-33	.364	14-16	.875	13	24	37	35.2	25	18	20	5	4	84	77.8
NICHOLLS STATE	11/28/07	68-41	W	25-48	.521	7-20	.350	11-15	.733	13	26	39	35.8	13	10	21	9	7	68	76.2
SOUTHERN UNIVERSITY	11/30/07	88-45	W	35-65	.538	7-19	.368	11-15	.733	14	37	51	38.0	16	18	12	7	8	88	77.9
at Villanova	12/06/07	67-68	L	22-52	.423	7-23	.304	16-25	.640	9	30	39	38.1	23	14	16	14	7	67	76.5
NORTHWESTERN STATE	12/15/07	82-58	W	25-53	.472	9-20	.450	23-30	.767	5	29	34	37.7	10	17	17	7	12	82	77.1
at Wichita St.	12-19-07	47-67	L	18-58	.310	4-21	.190	7-9	.778	9	22	31	37.0	13	6	11	5	5	47	74.1
OREGON STATE	12/22/07	67-61	W	20-57	.351	10-23	.435	17-22	.773	9	24	33	36.6	15	15	10	6	8	67	73.5
WASHINGTON	12/29/07	65-73	L	26-58	.448	3-13	.231	10-12	.833	9	24	33	36.3	18	9	18	4	7	65	72.8
at Tulane	01/02/08	63-68	L	23-57	.404	8-23	.348	9-14	.643	13	17	30	35.8	17	12	12	5	5	63	72.0
at Texas A&M	01/05/08	53-79	L	23-62	.371	3-15	.200	4-8	.500	9	22	31	35.5	20	9	11	3	3	53	70.6
MISSISSIPPI STATE	01/09/08	39-61	L	14-66	.212	2-17	.118	9-13	.692	17	19	36	35.5	14	4	9	4	6	39	68.5
LSU		1028		370-866	.427	99-307	.322	189-260	.727	158	375	533	35.5	248	184	222	106	105	1028	68.5
Opponents		999		367-913	.402	87-284	.306	178-265	.672	217	375	592	39.5	254	172	225	53	111	999	66.6

Games played: 15
Points/game: 68.5
FG Pct: 42.7
3FG Pct: 32.2
FT Pct: 72.7

Rebounds/game: 35.5
Assists/game: 12.3
Turnovers/game: 14.8
Assist/turnover ratio: 0.8
Steals/game: 7.0
Blocks/game: 7.1

LSU Opponent Game-by-Game (as of Jan 09, 2008)
All games

OPPONENT STATISTICS

Opponent	Date	Score	W/L	---TOTAL---		--3-PTRS--		FT-FTA		----REBOUNDS----				PF	A	TO	Blk	Stl	Pts---Avg	
				FG-FGA	Pct	3FG-FGA	Pct	Pct	Off	Def	Tot	Avg								
SOUTHEASTERN LOUISIAN	11/12/07	72-62	W	25-63	.397	4-19	.211	8-14	.571	14	24	38	38.0	20	6	16	1	7	62	62.0
MCNEESE STATE	11/14/07	78-74	W	29-64	.453	12-23	.522	4-6	.667	10	21	31	34.5	22	10	14	5	7	74	68.0
vs OKLAHOMA STATE	11-19-07	77-83	L	27-58	.466	9-20	.450	20-24	.833	11	21	32	33.7	21	12	18	3	12	83	73.0
vs CHAMINADE	11-20-07	78-72	W	27-71	.380	13-33	.394	5-7	.714	18	27	45	36.5	16	15	14	0	5	72	72.8
vs ARIZONA STATE	11-21-07	84-87	Lot	31-62	.500	6-21	.286	19-29	.655	12	22	34	36.0	18	15	14	4	9	87	75.6
NICHOLLS STATE	11/28/07	68-41	W	16-53	.302	5-24	.208	4-14	.286	16	12	28	34.7	16	10	19	0	14	41	69.8
SOUTHERN UNIVERSITY	11/30/07	88-45	W	16-65	.246	3-19	.158	10-19	.526	17	18	35	34.7	14	4	14	4	9	45	66.3
at Villanova	12/06/07	67-68	L	21-62	.339	3-9	.333	23-34	.676	17	26	43	35.8	18	10	13	4	9	68	66.5
NORTHWESTERN STATE	12/15/07	82-58	W	22-71	.310	7-23	.304	7-7	1.000	20	28	48	37.1	23	11	21	4	6	58	65.6
at Wichita St.	12-19-07	47-67	L	26-65	.400	2-19	.105	13-14	.929	17	33	50	38.4	13	15	11	3	7	67	65.7
OREGON STATE	12/22/07	67-61	W	24-57	.421	6-18	.333	7-14	.500	13	30	43	38.8	20	12	19	5	2	61	65.3
WASHINGTON	12/29/07	65-73	L	28-61	.459	3-12	.250	14-20	.700	14	24	38	38.8	14	13	14	2	11	73	65.9
at Tulane	01/02/08	63-68	L	23-57	.404	5-12	.417	17-19	.895	18	22	40	38.8	12	14	12	5	5	68	66.1
at Texas A&M	01/05/08	53-79	L	28-54	.519	5-14	.357	18-27	.667	9	31	40	38.9	12	14	9	3	3	79	67.0
MISSISSIPPI STATE	01/09/08	39-61	L	24-50	.480	4-18	.222	9-17	.529	11	36	47	39.5	15	11	17	10	5	61	66.6
Opponents		999		367-913	.402	87-284	.306	178-265	.672	217	375	592	39.5	254	172	225	53	111	999	66.6
LSU		1028		370-866	.427	99-307	.322	189-260	.727	158	375	533	35.5	248	184	222	106	105	1028	68.5

Games played: 15
Points/game: 66.6
FG Pct: 40.2
3FG Pct: 30.6
FT Pct: 67.2

Rebounds/game: 39.5
Assists/game: 11.5
Turnovers/game: 15.0
Assist/turnover ratio: 0.8
Steals/game: 7.4
Blocks/game: 3.5

LSU Game-by-Game Points-Rebounds-Assists (as of Jan 09, 2008)
All games

Opponent	Date	Score	WL	01 MITCHELL, MASON, DAM	02 RANDOLPH, THORNTON, TERREBONN	03 SPENCER, B MARTIN, TE	05 TEMPLE, GA	10 GREEN, GAR	11	13	14	20
SOUTHEASTERN LOUISIANA	11/12/07	72-62	W	6- 2- 3	5- 1- 0	19-13- 2	27- 2- 2	DNP	7- 1- 2	6- 4- 3	0- 1- 1	DNP
MCNEESE STATE	11/14/07	78-74	W	16-14- 3	DNP	12- 7- 3	24- 3- 2	DNP	2- 1- 0	11- 5- 2	9- 2- 2	DNP
vs OKLAHOMA STATE	11-19-07	77-83	L	0- 1- 0	DNP	5- 5- 2	20- 3- 1	DNP	10- 1- 4	5- 6- 0	17- 3- 5	1- 2- 1
vs CHAMINADE	11-20-07	78-72	W	DNP	DNP	21- 9- 2	4- 2- 0	DNP	11- 3- 2	13- 7- 1	9- 4- 4	2- 4- 1
vs ARIZONA STATE	11-21-07	84-87	OL	DNP	DNP	21- 7- 1	18-12- 1	DNP	14- 2- 3	3- 2- 3	11- 5- 7	2- 0- 0
NICHOLLS STATE	11/28/07	68-41	W	DNP	2- 4- 1	6- 7- 1	24- 6- 1	0- 0- 0	11- 4- 3	4- 2- 1	0- 3- 2	4- 5- 0
SOUTHERN UNIVERSITY	11/30/07	88-45	W	DNP	2- 4- 2	24-11- 1	22- 7- 3	2- 0- 2	0- 1- 6	11- 7- 1	3- 4- 3	4- 8- 0
at Villanova	12/06/07	67-68	L	DNP	2- 3- 0	12- 6- 1	15-13- 2	DNP	5- 1- 3	14- 2- 2	8- 3- 6	0- 0- 0
NORTHWESTERN STATE	12/15/07	82-58	W	DNP	0- 0- 1	13- 8- 4	22- 5- 2	0- 0- 0	9- 3- 3	15- 3- 4	4- 6- 2	2- 1- 0
at Wichita St.	12-19-07	47-67	L	DNP	DNP	6- 3- 1	12-11- 2	DNP	4- 1- 0	11- 3- 0	6- 2- 2	2- 1- 0
OREGON STATE	12/22/07	67-61	W	DNP	DNP	14- 9- 0	20- 6- 1	DNP	0- 0- 1	15- 2- 6	4- 7- 5	6- 1- 0
WASHINGTON	12/29/07	65-73	L	DNP	DNP	10- 9- 0	18- 8- 2	DNP	0- 1- 0	14- 1- 2	0- 3- 5	4- 2- 0
at Tulane	01/02/08	63-68	L	DNP	4- 6- 1	15- 9- 1	7- 1- 4	DNP	9- 3- 2	19- 1- 2	6- 4- 2	0- 2- 0
at Texas A&M	01/05/08	53-79	L	DNP	DNP	16- 7- 0	12- 7- 0	DNP	2- 1- 4	6- 2- 1	8- 3- 2	4- 4- 1
MISSISSIPPI STATE	01/09/08	39-61	L	DNP	7- 3- 0	10- 9- 0	12- 7- 0	DNP	0- 2- 0	4- 1- 2	4- 3- 1	2- 0- 0

Opponent	Date	Score	WL	21 JOHNSON, C FARRER, AL	30 THORNTON,	32
SOUTHEASTERN LOUISIANA	11/12/07	72-62	W	2- 2- 0	DNP	DNP
MCNEESE STATE	11/14/07	78-74	W	4- 3- 1	DNP	DNP
vs OKLAHOMA STATE	11-19-07	77-83	L	19- 5- 1	DNP	DNP
vs CHAMINADE	11-20-07	78-72	W	18-11- 1	0- 0- 1	DNP
vs ARIZONA STATE	11-21-07	84-87	OL	11- 5- 1	4- 1- 2	DNP
NICHOLLS STATE	11/28/07	68-41	W	16- 6- 0	1- 1- 1	DNP
SOUTHERN UNIVERSITY	11/30/07	88-45	W	20- 5- 0	0- 2- 0	DNP
at Villanova	12/06/07	67-68	L	11- 4- 0	DNP	DNP
NORTHWESTERN STATE	12/15/07	82-58	W	16- 2- 1	1- 2- 0	DNP
at Wichita St.	12-19-07	47-67	L	4- 7- 0	2- 0- 1	DNP
OREGON STATE	12/22/07	67-61	W	6- 3- 1	2- 2- 1	DNP
WASHINGTON	12/29/07	65-73	L	19- 9- 0	0- 0- 0	DNP
at Tulane	01/02/08	63-68	L	3- 1- 0	0- 0- 0	DNP
at Texas A&M	01/05/08	53-79	L	DNP	5- 1- 1	DNP
MISSISSIPPI STATE	01/09/08	39-61	L	DNP	0- 4- 1	0- 0- 0

LSU Team High/Low Analysis (as of Jan 09, 2008)
All games

LSU - TEAM GAME HIGHS

POINTS.....	88	vs Southern University (11/30/07)
	84	vs ARIZONA STATE (11-21-07)
	82	vs Northwestern State (12/15/07)
	78	vs CHAMINADE (11-20-07)
	78	vs McNeese State (11/14/07)
FIELD GOALS MADE.....	35	vs Southern University (11/30/07)
	32	vs CHAMINADE (11-20-07)
	29	vs ARIZONA STATE (11-21-07)
FIELD GOAL ATTEMPTS.....	68	vs CHAMINADE (11-20-07)
	66	vs Mississippi State (01/09/08)
	65	vs Southern University (11/30/07)
FIELD GOAL PERCENTAGE.....	.538 (35-65)	vs Southern University (11/30/07)
	.521 (25-48)	vs Nicholls State (11/28/07)
	.510 (26-51)	vs Southeastern Louisiana (11/12/07)
3 PT FIELD GOALS MADE.....	12	vs ARIZONA STATE (11-21-07)
	11	vs OKLAHOMA STATE (11-19-07)
	10	vs Oregon State (12/22/07)
3 PT FG ATTEMPTS.....	33	vs ARIZONA STATE (11-21-07)
	25	vs OKLAHOMA STATE (11-19-07)
	23	at Tulane (01/02/08)
	23	vs Oregon State (12/22/07)
	23	at Villanova (12/06/07)
3 PT FG PERCENTAGE.....	.450 (9-20)	vs Northwestern State (12/15/07)
	.440 (11-25)	vs OKLAHOMA STATE (11-19-07)
	.435 (10-23)	vs Oregon State (12/22/07)
FREE THROWS MADE.....	23	vs Northwestern State (12/15/07)
	21	vs McNeese State (11/14/07)
	17	vs Oregon State (12/22/07)
FREE THROW ATTEMPTS.....	30	vs Northwestern State (12/15/07)
	29	vs McNeese State (11/14/07)
	25	at Villanova (12/06/07)
FREE THROW PERCENTAGE.....	.889 (16-18)	vs OKLAHOMA STATE (11-19-07)
	.875 (14-16)	vs ARIZONA STATE (11-21-07)
	.833 (10-12)	vs Washington (12/29/07)
REBOUNDS.....	51	vs Southern University (11/30/07)
	41	vs CHAMINADE (11-20-07)
	39	at Villanova (12/06/07)
	39	vs Nicholls State (11/28/07)
ASSISTS.....	18	vs Southern University (11/30/07)
	18	vs ARIZONA STATE (11-21-07)
	17	vs Northwestern State (12/15/07)
STEALS.....	12	vs Northwestern State (12/15/07)
	11	vs Southeastern Louisiana (11/12/07)
	9	vs McNeese State (11/14/07)
BLOCKED SHOTS.....	14	at Villanova (12/06/07)
	11	vs CHAMINADE (11-20-07)
	11	vs McNeese State (11/14/07)
TURNOVERS.....	26	vs OKLAHOMA STATE (11-19-07)
FOULS.....	25	vs ARIZONA STATE (11-21-07)
	25	vs OKLAHOMA STATE (11-19-07)
	23	at Villanova (12/06/07)

LSU High/Low Analysis (as of Jan 09, 2008)
All games

Opponent - GAME HIGHS

POINTS.....	87	vs ARIZONA STATE (11-21-07)
	83	vs OKLAHOMA STATE (11-19-07)
	79	at Texas A&M (01/05/08)
	74	vs McNeese State (11/14/07)
	73	vs Washington (12/29/07)
FIELD GOALS MADE.....	31	vs ARIZONA STATE (11-21-07)
	29	vs McNeese State (11/14/07)
	28	at Texas A&M (01/05/08)
	28	vs Washington (12/29/07)
FIELD GOAL ATTEMPTS.....	71	vs Northwestern State (12/15/07)
	71	vs CHAMINADE (11-20-07)
	65	at Wichita St. (12-19-07)
	65	vs Southern University (11/30/07)
FIELD GOAL PERCENTAGE.....	.519 (28-54)	at Texas A&M (01/05/08)
	.500 (31-62)	vs ARIZONA STATE (11-21-07)
	.480 (24-50)	vs Mississippi State (01/09/08)
3 PT FIELD GOALS MADE.....	13	vs CHAMINADE (11-20-07)
	12	vs McNeese State (11/14/07)
	9	vs OKLAHOMA STATE (11-19-07)
3 PT FG ATTEMPTS.....	33	vs CHAMINADE (11-20-07)
	24	vs Nicholls State (11/28/07)
	23	vs Northwestern State (12/15/07)
	23	vs McNeese State (11/14/07)
3 PT FG PERCENTAGE.....	.522 (12-23)	vs McNeese State (11/14/07)
	.450 (9-20)	vs OKLAHOMA STATE (11-19-07)
	.417 (5-12)	at Tulane (01/02/08)
FREE THROWS MADE.....	23	at Villanova (12/06/07)
	20	vs OKLAHOMA STATE (11-19-07)
	19	vs ARIZONA STATE (11-21-07)
FREE THROW ATTEMPTS.....	34	at Villanova (12/06/07)
	29	vs ARIZONA STATE (11-21-07)
	27	at Texas A&M (01/05/08)
FREE THROW PERCENTAGE.....	1.000 (7-7)	vs Northwestern State (12/15/07)
	.929 (13-14)	at Wichita St. (12-19-07)
	.895 (17-19)	at Tulane (01/02/08)
REBOUNDS.....	50	at Wichita St. (12-19-07)
	48	vs Northwestern State (12/15/07)
	47	vs Mississippi State (01/09/08)
ASSISTS.....	15	at Wichita St. (12-19-07)
	15	vs ARIZONA STATE (11-21-07)
	15	vs CHAMINADE (11-20-07)
STEALS.....	14	vs Nicholls State (11/28/07)
	12	vs OKLAHOMA STATE (11-19-07)
	11	vs Washington (12/29/07)
BLOCKED SHOTS.....	10	vs Mississippi State (01/09/08)
	5	at Tulane (01/02/08)
	5	vs Oregon State (12/22/07)
	5	vs McNeese State (11/14/07)
TURNOVERS.....	21	vs Northwestern State (12/15/07)
FOULS.....	23	vs Northwestern State (12/15/07)
	22	vs McNeese State (11/14/07)
	21	vs OKLAHOMA STATE (11-19-07)

LSU High/Low Analysis (as of Jan 09, 2008)
All games

LSU - GAME LOWS

POINTS.....	39	vs Mississippi State (01/09/08)
	47	at Wichita St. (12-19-07)
	53	at Texas A&M (01/05/08)
	63	at Tulane (01/02/08)
	65	vs Washington (12/29/07)
FIELD GOALS MADE.....	14	vs Mississippi State (01/09/08)
	18	at Wichita St. (12-19-07)
	20	vs Oregon State (12/22/07)
FIELD GOAL ATTEMPTS.....	48	vs Nicholls State (11/28/07)
	51	vs Southeastern Louisiana (11/12/07)
	52	at Villanova (12/06/07)
FIELD GOAL PERCENTAGE.....	.212 (14-66)	vs Mississippi State (01/09/08)
	.310 (18-58)	at Wichita St. (12-19-07)
	.351 (20-57)	vs Oregon State (12/22/07)
3 PT FIELD GOALS MADE.....	2	vs Mississippi State (01/09/08)
	3	vs McNeese State (11/14/07)
	3	vs Washington (12/29/07)
	3	at Texas A&M (01/05/08)
3 PT FG ATTEMPTS.....	13	vs Washington (12/29/07)
	15	at Texas A&M (01/05/08)
	16	vs Southeastern Louisiana (11/12/07)
3 PT FG PERCENTAGE.....	.118 (2-17)	vs Mississippi State (01/09/08)
	.167 (3-18)	vs McNeese State (11/14/07)
	.190 (4-21)	at Wichita St. (12-19-07)
FREE THROWS MADE.....	4	at Texas A&M (01/05/08)
	7	vs CHAMINADE (11-20-07)
	7	at Wichita St. (12-19-07)
FREE THROW ATTEMPTS.....	8	at Texas A&M (01/05/08)
	9	at Wichita St. (12-19-07)
	12	vs Washington (12/29/07)
FREE THROW PERCENTAGE.....	.500 (4-8)	at Texas A&M (01/05/08)
	.500 (7-14)	vs CHAMINADE (11-20-07)
	.640 (16-25)	at Villanova (12/06/07)
REBOUNDS.....	29	vs Southeastern Louisiana (11/12/07)
	30	at Tulane (01/02/08)
	31	vs OKLAHOMA STATE (11-19-07)
	31	at Wichita St. (12-19-07)
	31	at Texas A&M (01/05/08)
ASSISTS.....	4	vs Mississippi State (01/09/08)
	6	at Wichita St. (12-19-07)
	9	vs Washington (12/29/07)
	9	at Texas A&M (01/05/08)
STEALS.....	3	at Texas A&M (01/05/08)
	4	vs ARIZONA STATE (11-21-07)
	5	vs OKLAHOMA STATE (11-19-07)
	5	at Wichita St. (12-19-07)
	5	at Tulane (01/02/08)
BLOCKED SHOTS.....	3	at Texas A&M (01/05/08)
	4	vs Washington (12/29/07)
	4	vs Mississippi State (01/09/08)
TURNOVERS.....	9	vs Mississippi State (01/09/08)
FOULS.....	10	vs Northwestern State (12/15/07)
	11	vs McNeese State (11/14/07)
	13	vs CHAMINADE (11-20-07)
	13	vs Nicholls State (11/28/07)
	13	at Wichita St. (12-19-07)

LSU High/Low Analysis (as of Jan 09, 2008)
All games

Opponent - GAME LOWS

POINTS.....	41	vs Nicholls State (11/28/07)
	45	vs Southern University (11/30/07)
	58	vs Northwestern State (12/15/07)
	61	vs Oregon State (12/22/07)
	61	vs Mississippi State (01/09/08)
FIELD GOALS MADE.....	16	vs Nicholls State (11/28/07)
	16	vs Southern University (11/30/07)
	21	at Villanova (12/06/07)
FIELD GOAL ATTEMPTS.....	50	vs Mississippi State (01/09/08)
	53	vs Nicholls State (11/28/07)
	54	at Texas A&M (01/05/08)
FIELD GOAL PERCENTAGE.....	.246 (16-65)	vs Southern University (11/30/07)
	.302 (16-53)	vs Nicholls State (11/28/07)
	.310 (22-71)	vs Northwestern State (12/15/07)
3 PT FIELD GOALS MADE.....	2	at Wichita St. (12-19-07)
	3	vs Southern University (11/30/07)
	3	at Villanova (12/06/07)
	3	vs Washington (12/29/07)
3 PT FG ATTEMPTS.....	9	at Villanova (12/06/07)
	12	vs Washington (12/29/07)
	12	at Tulane (01/02/08)
3 PT FG PERCENTAGE.....	.105 (2-19)	at Wichita St. (12-19-07)
	.158 (3-19)	vs Southern University (11/30/07)
	.208 (5-24)	vs Nicholls State (11/28/07)
FREE THROWS MADE.....	4	vs McNeese State (11/14/07)
	4	vs Nicholls State (11/28/07)
	5	vs CHAMINADE (11-20-07)
FREE THROW ATTEMPTS.....	6	vs McNeese State (11/14/07)
	7	vs CHAMINADE (11-20-07)
	7	vs Northwestern State (12/15/07)
FREE THROW PERCENTAGE.....	.286 (4-14)	vs Nicholls State (11/28/07)
	.500 (7-14)	vs Oregon State (12/22/07)
	.526 (10-19)	vs Southern University (11/30/07)
REBOUNDS.....	28	vs Nicholls State (11/28/07)
	31	vs McNeese State (11/14/07)
	32	vs OKLAHOMA STATE (11-19-07)
ASSISTS.....	4	vs Southern University (11/30/07)
	6	vs Southeastern Louisiana (11/12/07)
	10	vs McNeese State (11/14/07)
	10	vs Nicholls State (11/28/07)
	10	at Villanova (12/06/07)
STEALS.....	2	vs Oregon State (12/22/07)
	3	at Texas A&M (01/05/08)
	5	vs CHAMINADE (11-20-07)
	5	at Tulane (01/02/08)
	5	vs Mississippi State (01/09/08)
BLOCKED SHOTS.....	0	vs CHAMINADE (11-20-07)
	0	vs Nicholls State (11/28/07)
	1	vs Southeastern Louisiana (11/12/07)
TURNOVERS.....	9	at Texas A&M (01/05/08)
FOULS.....	12	at Tulane (01/02/08)
	12	at Texas A&M (01/05/08)
	13	at Wichita St. (12-19-07)

LSU Player High/Low Analysis (as of Jan 09, 2008)
All games

LSU - INDIVIDUAL GAME HIGHS

POINTS.....	27	Thornton, Marcus vs Southeastern Louisiana (11/12/07)
	24	Randolph, Anthony vs Southern University (11/30/07)
	24	Thornton, Marcus vs Nicholls State (11/28/07)
	24	Thornton, Marcus vs McNeese State (11/14/07)
	22	Thornton, Marcus vs Northwestern State (12/15/07)
	22	Thornton, Marcus vs Southern University (11/30/07)
FIELD GOALS MADE.....	10	Randolph, Anthony vs Southern University (11/30/07)
	9	Johnson, Chris vs Washington (12/29/07)
	9	Thornton, Marcus vs Southern University (11/30/07)
	9	Thornton, Marcus vs Nicholls State (11/28/07)
	9	Randolph, Anthony vs CHAMINADE (11-20-07)
FIELD GOAL ATT.....	19	Thornton, Marcus vs ARIZONA STATE (11-21-07)
	18	Martin, Terry vs Oregon State (12/22/07)
	17	Randolph, Anthony at Texas A&M (01/05/08)
	17	Martin, Terry at Tulane (01/02/08)
	17	Thornton, Marcus vs Oregon State (12/22/07)
FG PCT (min 7 made).....	.889 (8-9)	Johnson, Chris vs OKLAHOMA STATE (11-19-07)
	.750 (9-12)	Johnson, Chris vs Washington (12/29/07)
	.714 (10-14)	Randolph, Anthony vs Southern University (11/30/07)
	.700 (7-10)	Johnson, Chris vs Southern University (11/30/07)
	.643 (9-14)	Randolph, Anthony vs CHAMINADE (11-20-07)
3 PT FG MADE.....	6	Thornton, Marcus vs Oregon State (12/22/07)
	4	Martin, Terry at Tulane (01/02/08)
	4	Thornton, Marcus vs Northwestern State (12/15/07)
	4	Martin, Terry at Villanova (12/06/07)
	4	Thornton, Marcus vs Southern University (11/30/07)
	4	Thornton, Marcus vs Nicholls State (11/28/07)
	4	Thornton, Marcus vs ARIZONA STATE (11-21-07)
	4	Spencer, Bo vs ARIZONA STATE (11-21-07)
	4	Thornton, Marcus vs Southeastern Louisiana (11/12/07)
3 PT FG ATTEMPTS.....	12	Thornton, Marcus vs ARIZONA STATE (11-21-07)
	11	Martin, Terry vs Oregon State (12/22/07)
	10	Thornton, Marcus vs Oregon State (12/22/07)
	10	Thornton, Marcus vs Northwestern State (12/15/07)
3-PT FG PCT (min 4 made).....	.667 (4-6)	Martin, Terry at Villanova (12/06/07)
	.600 (6-10)	Thornton, Marcus vs Oregon State (12/22/07)
	.571 (4-7)	Thornton, Marcus vs Southern University (11/30/07)
	.571 (4-7)	Thornton, Marcus vs Southeastern Louisiana (11/12/07)
	.500 (4-8)	Thornton, Marcus vs Nicholls State (11/28/07)
	.500 (4-8)	Spencer, Bo vs ARIZONA STATE (11-21-07)
FREE THROWS MADE.....	8	Randolph, Anthony vs Oregon State (12/22/07)
	8	Mitchell, Tasmin vs McNeese State (11/14/07)
	7	Randolph, Anthony vs Northwestern State (12/15/07)
	7	Thornton, Marcus vs Southeastern Louisiana (11/12/07)
	6	Thornton, Marcus vs Mississippi State (01/09/08)
	6	Randolph, Anthony vs Washington (12/29/07)
	6	Thornton, Marcus at Wichita St. (12-19-07)
	6	Johnson, Chris vs Southern University (11/30/07)
	6	Johnson, Chris vs Nicholls State (11/28/07)
	6	Temple, Garrett vs ARIZONA STATE (11-21-07)
	6	Thornton, Marcus vs OKLAHOMA STATE (11-19-07)
	6	Temple, Garrett vs OKLAHOMA STATE (11-19-07)
	6	Thornton, Marcus vs McNeese State (11/14/07)
FREE THROW ATT.....	12	Randolph, Anthony vs Oregon State (12/22/07)

	10	Randolph, Anthony vs Northwestern State (12/15/07)
	10	Mitchell, Tasmin vs McNeese State (11/14/07)
FT PCT (min 7 made).....	.800 (8-10)	Mitchell, Tasmin vs McNeese State (11/14/07)
	.778 (7-9)	Thornton, Marcus vs Southeastern Louisiana (11/12/07)
	.700 (7-10)	Randolph, Anthony vs Northwestern State (12/15/07)
	.667 (8-12)	Randolph, Anthony vs Oregon State (12/22/07)
REBOUNDS.....	14	Mitchell, Tasmin vs McNeese State (11/14/07)
	13	Thornton, Marcus at Villanova (12/06/07)
	13	Randolph, Anthony vs Southeastern Louisiana (11/12/07)
	12	Thornton, Marcus vs ARIZONA STATE (11-21-07)
	11	Thornton, Marcus at Wichita St. (12-19-07)
	11	Randolph, Anthony vs Southern University (11/30/07)
	11	Johnson, Chris vs CHAMINADE (11-20-07)
ASSISTS.....	7	Temple, Garrett vs ARIZONA STATE (11-21-07)
	6	Martin, Terry vs Oregon State (12/22/07)
	6	Temple, Garrett at Villanova (12/06/07)
	6	Spencer, Bo vs Southern University (11/30/07)
	5	Temple, Garrett vs Washington (12/29/07)
	5	Temple, Garrett vs Oregon State (12/22/07)
	5	Temple, Garrett vs OKLAHOMA STATE (11-19-07)
STEALS.....	4	Randolph, Anthony at Wichita St. (12-19-07)
	4	Thornton, Marcus vs Southern University (11/30/07)
	4	Mitchell, Tasmin vs McNeese State (11/14/07)
	4	Randolph, Anthony vs Southeastern Louisiana (11/12/07)
	3	Mason, Dameon vs Mississippi State (01/09/08)
	3	Randolph, Anthony vs Washington (12/29/07)
	3	Johnson, Chris vs Northwestern State (12/15/07)
	3	Thornton, Marcus vs Northwestern State (12/15/07)
	3	Temple, Garrett at Villanova (12/06/07)
	3	Temple, Garrett vs Nicholls State (11/28/07)
	3	Randolph, Anthony vs Nicholls State (11/28/07)
	3	Temple, Garrett vs CHAMINADE (11-20-07)
BLOCKED SHOTS.....	6	Johnson, Chris vs McNeese State (11/14/07)
	6	Randolph, Anthony vs Southeastern Louisiana (11/12/07)
	5	Randolph, Anthony vs Southern University (11/30/07)
	4	Randolph, Anthony vs Northwestern State (12/15/07)
	4	Randolph, Anthony at Villanova (12/06/07)
TURNOVERS.....	7	Johnson, Chris vs OKLAHOMA STATE (11-19-07)
FOULS.....	5	Temple, Garrett at Texas A&M (01/05/08)
	5	Randolph, Anthony at Villanova (12/06/07)
	5	Johnson, Chris vs ARIZONA STATE (11-21-07)
	5	Green, Garrett vs OKLAHOMA STATE (11-19-07)