



# LSU Fighting Tigers (7-6)

at

## Texas A&M University (13-1)

January 5, 2008, 7 p.m. CST (LSU Sports Radio Network, ESPNU)  
Reed Arena -- College Station, Texas

### 2007-08 Schedule

| OPPONENT                          | TIME      |
|-----------------------------------|-----------|
| N1 BELHAVEN (Exh.)                | W, 108-57 |
| N6 GLOBAL SPORTS (Exh.)           | W, 72-68  |
| N12 SOUTHEASTERN LA. (CST)        | W, 72-62  |
| N14 MCNEESE STATE (CST)           | W, 78-74  |
| N19 1-Oklahoma State (ESPN2)      | L, 77-83  |
| N20 1-Chaminade (ESPNU)           | W, 78-72  |
| N21 1-Arizona State (ESPN2) (ot)  | L, 84-87  |
| N28 NICHOLLS STATE (CST)          | W, 68-41  |
| N30 SOUTHERN                      | W, 88-45  |
| D6 2-Villanova (ESPN)             | L, 67-68. |
| D15 NORTHWESTERN STATE            | W, 82-58  |
| D19 At Wichita State (CST-TD)     | L, 47-67  |
| D22 OREGON STATE (CST)            | W, 67-61  |
| D29 WASHINGTON (FSN/SUN)          | L, 65-73  |
| J2 3-At Tulane (CSTV)             | L, 63-68  |
| J5 at Texas A&M (ESPNU)           | 7 p.m.    |
| J9 MISSISSIPPI STATE *            | 7 p.m.    |
| J12 at Ole Miss * (FSN/SUN)       | 5 p.m.    |
| J16 AUBURN *                      | 7 p.m.    |
| J19 at Vanderbilt * (LF Sports)   | Noon      |
| J26 ARKANSAS * (ESPN Classic)     | 8 p.m.    |
| J30 at Auburn *                   | 7 p.m.    |
| F2 at Alabama * (LF Sports)       | 2 p.m.    |
| F9 TENNESSEE * (LF Sports)        | 2 p.m.    |
| F13 at Florida * (LF Sports)      | 7 p.m.    |
| F16 KENTUCKY * (LF Sports)        | Noon      |
| F20 at Arkansas * (LF Sports)     | 7 p.m.    |
| F23 OLE MISS * (FSN/SUN)          | 5 p.m.    |
| F27 at South Carolina *           | 6:30 p.m. |
| M2 GEORGIA * (LF SPORTS)          | 1 p.m.    |
| M5 ALABAMA * (CST)                | 7 p.m.    |
| M8 at Mississippi State *         | TBA       |
| M13-16 4-SEC Tournament (LF, CBS) | TBA       |

\* - Denotes SEC Games.

1-EA Sports Maui Invitational; 2-Pizza Hut Big East/SEC Invitational; 3-New Orleans Arena; 4-Atlanta, Ga. (Georgia Dome)

### On the Air

#### TELEVISION \* ESPNU

Play-by-Play: Doug Bell

Analyst: Reid Gettys

#### RADIO \* LSU Sports Radio Network

Play-by-Play: Kevin Ford, sitting in for Jim Hawthorne who will be at the BCS National Championship game

Analyst/Host: Kent Lowe

Available on SEC XM Satellite Radio

### Series History

#### Series Tied, LSU leads, 14-9

LAST TIME: W, 64-52 (12/5/06, Baton Rouge)

AT BATON ROUGE: 10-1

AT COLLEGE STATION: 1-5

NEUTRAL SITES: 3-3

LAST 5: 4-1; LAST 10: 5-5

### Projected LSU Starters and Notes

#### G 5 Marcus Thornton (6-4, 190, Jr., Baton Rouge) 17.9 ppg, 6.1 rpg

Double figure scoring streak stopped at eight at Tulane (1/2) ... Struggling from arc, hitting just 6-of-25 over last four games with those six coming in 6-of-10 effort against Oregon State (12/22).

#### G 13 Terry Martin (6-6, 200, Jr., Monroe, La.) 10.8 ppg, 3.5 rpg, 2.1 apg

Seventh straight game in double figures with season best 19 against Tulane (1/2) ... Hit three or more treys in five of last six games ... Averaged 14.1 ppg during streak, 42.8 percent from arc.

#### G 11 Bo Spencer (6-1, 180, Fr., Baton Rouge, La.) 6.3 ppg, 1.7 rpg, 2.2 apg

Expected to replace center Chris Johnson who broke his right hand against Tulane (1/2) ... Spencer has been the team's primary back-up point guard ... This would be his first start.

#### G 14 Garrett Temple (6-6, 185, Jr., Baton Rouge, La.) 5.9 ppg, 3.6 rpg, 3.5 apg

Primary point guard, has already broken into school top 10 lists in career assists, blocks ... In top 10 in assist average in league stats ... Six points against Tulane (1/2)

#### F 3 Anthony Randolph (6-10, 190, Fr., Dallas, Texas) 13.7 ppg, 7.9 rpg, 2.8 bpg

15 points, nine rebounds, three blocks at Tulane (1/2) ... SEC Freshman of the Week (11/19) ... Named to Jay Bilas' ESPN.com All-Maui team ... 5th in league freshman scoring, 2nd rebounding, 2nd steals, 1st blocks ... Overall in league stats, 5th in rebounding, 2nd in blocks.

## Road Ranked; Numbers Drop

LSU finishes non-conference play with on the road at College Station, Texas, against a ranked team in Texas A&M ... The Aggies are presently ranked No. 12 in the Associated Press poll and No. 10 in the ESPN/USA Today top 10 poll ... LSU opens Southeastern Conference play on Wednesday night at home against Mississippi State at 7 p.m. at the Maravich Center.

### Tigers Numbers Dropping

LSU's crew of managers may be called to do even more in practice than they have been doing as the Tigers may be forced to go without a couple of other players ... With Tasmin Mitchell (stress fracture, surgery, ankle) and Quintin Thornton (pectoral tear), out for the year, now LSU will have to do without center Chris Johnson who broke his right hand in the first two minutes of the second half in a freak injury, hitting it on the back of a player's head ... Add to that the possibility that Dameon Mason may miss the game to attend the final few days of intercession classes at LSU and the Tigers could dress just eight for the A&M game.

### Team Facts

#### LSU

RECORD: 7-6

LAST GAME: L, 63-68, at Tulane (1/2)

RANKINGS: NA

HEAD COACH: John Brady

CAREER RECORD: 280-209 (17th year)

LSU RECORD: 191-132 (11th year)

VS. TEXAS A&amp;M: 2-1

### Last Time Out

The Tigers and Green Wave went back-and-forth before Tulane got the lead for good at the 1:16 mark of the second half, just their second field goal in the last 10:30 of the game ... Both teams shot 23-of-57 from the floor with LSU 8-of-23 from the arc compared to 5-of-12 for Tulane ... The Tigers were 9-of-14 from the stripe, compared to 17-of-19 for the Wa ve ... LSU was out rebounded 40-30 for the game and 18-13 on the offensive end.

### Tall and Lean, Not Big and Mean

After years of pounding the ball down low with players like Jaime Lloreda, Brandon Bass, Tyrus Thomas and Glen Davis, this year's team is much taller but there is no one to pound the ball to the goal ... While LSU is among the nation's leaders in blocked shots and appears to be able to score from more options than years past, LSU struggles to get back on transition ... Most glaring is LSU's inability to rebound, getting out boarded by a combined 58 boards in the last five games, 37 of those offensive.

### TEXAS A&M

RECORD: 13-1

LAST GAME: W, 68-41, vs. Rice (12/31)

RANKINGS: #12 AP, #10 ESPN/USAT

HEAD COACH: Mark Turgeon

CAREER RECORD: 164-120 (10th year)

A&amp;M RECORD: 13-1 (1st year)

VS. LSU: 1-0

LSU Sports Information  
PO Box 25095, Baton Rouge, LA 70894

Basketball Contact: C. Kent Lowe  
www.LSUsports.net

Phone - 225.578.8226  
Fax - 225.578.1861

# Media Services

## John Brady Interview Opportunities

### After Practice

Coach John Brady is usually available after most practices sessions. Most practices start between 3 and 4p.m. (depending on pre-practice video sessions and weights) and usually finish between 5 and 6 p.m. Contact Basketball SID Kent Lowe (225-578-1864) to confirm practice times.

### SEC Teleconference

The 12 SEC coaches are featured on a teleconference each Monday and Thursday January through March through the conference season. The conference starts at 10 a.m. (CST). Coach Brady is on at 10:28 a.m. CST. To access the media only number contact Kent Lowe or the Southeastern Conference Media Relations Office (205-458-3010).

## LSU Player Interview Opportunities

### Post Practice

The best time to contact LSU players is usually at the conclusion of practice. Again, please let Basketball SID Kent Lowe know your interview intentions as far in advance as possible.

### LSU Satellite Newsfeed

For more information on satellite feeds and coordinates please call Assistant Athletic Director/Television Kevin Wagner (225-578-1797).

### By Appointment, By Phone

Coach Brady is available for interviews most non-gameday mornings prior to noon. Please contact either Kent Lowe (225-578-1864) or Basketball Secretary Pam LeBlanc (225-578-8217).

### The John Brady Show, Presented by Whitney Bank on The LSU Sports Radio Network

The weekly call-in show takes place Monday at 7 p.m. from Walkon's Bistro at the corner of Nicholson and Burbank ... The show runs through the end of the regular season ... The show airs in Baton Rouge on Eagle 98.1 FM, on the Internet at www.LSUsports.net and on many LSU Sports Radio Network affiliates ... The show resumes with a special Tuesday edition on Jan. 8 before returning on Mondays the rest of the season.

### Inside LSU Basketball with Coach John Brady

Coach Brady's weekly TV show is on a state-wide network ... WBRZ-TV, Channel 2, will carry the show at 10:35 p.m. Sunday ... The show will resume on Jan. 13 with the final show on March 9 ... Besides WBRZ-TV, the show can be seen on Cox Cable 4 in Baton Rouge Mondays at 9:30 p.m. and on Cox Sports Television (Ch. 37 on Cox Cable) on Wednesdays at 5:30 p.m. ... Other markets airing the show are KLAX-TV in Alexandria, Cox Channel 8 in Lake Charles, KEJB-TV in Monroe, KWBj in Mogan City, WGNO-TV in New Orleans and KMSS in Shreveport.

### Post Game

Coach Brady will be in the L-Club Room of the Maravich Center to visit with the media ... Requested players will be brought to the L-Club after they shower and dress and Coach Brady has finished his post-game remarks ... **THE LSU DRESSING ROOM IS CLOSED** ... To reach the L-Club, exit the building on the Southwest side and once outside turn left and go down the first set of steps to the L-Club ... The visiting team dressing

area is in the Northeast Corridor and across from the media work area ... The visiting coach has an interview area (where the pre-game meal is served) that he can use for his post-game media obligations if he wishes.

## Who to Contact

### LSU Sports Information Office

(225) 578-8226

### Asst. AD/Sports Info. Director

Michael Bonnette - mbonnet@lsu.edu

### Sr. Associate SID (Basketball)

C. Kent Lowe - clowe@lsu.edu

### Asst. Men's Basketball Contact

Alex Restrepo - arestr1@lsu.edu

### LSU Sports Television Network

(225) 578-1797

### Director of Television

Kevin Wagner - jwagne2@lsu.edu

### Manager/Television

John Schiebe -- jschieb@lsu.edu

### LSU Sports Radio Network

(225) 578-1882

### Director of Radio

Jim Hawthorne - Isuradio@lsu.edu

## LSU Athletics Online

### www.LSUsports.net

The Official Website of LSU Athletics is home to all the basketball information you need. Schedules, results, rosters, bios, statistics and game notes can be found. The **GAMEDAY** section, updated daily, has all relevant info for the upcoming game.

### http://media.lsuports.net

Media can access images for all LSU teams, including action shots, heads shots, logos, etc. To gain access, email Michael Bonnette or Kent Lowe. You will be assigned a login and password that will enable you to retrieve pictures. This service is for the media use only.

### LSUsports.net/media

Request Credentials online, Read the latest Game Notes and Submit Photo Requests.

| C. Kent Lowe<br>clowe@lsu.edu   |    | <b>Weekly Schedule</b> (Subject to change)  |   |  |   |  |    |   |    |   |    |  |    |
|---|----|---|---|--|---|--|----|---|----|---|----|--|----|
| MONDAY  | 31 | TUESDAY   | 1 | WEDNESDAY  | 2 | THURSDAY   | 3  | FRIDAY  | 4  | SATURDAY  | 5  | SUNDAY   | 6  |
|   |    | Practice 10 a.m., bus to New Orleans  |   | Game 13 -- LSU vs. Tulane, 8 p.m. (New Orleans Arena), LSU Sports Radio Network, CSTV.                                   |   | Practice 3:30 p.m.   |    | Practice 7:30 a.m., Fly to Houston, Bus to College Station, Texas |    | Game 14 -- LSU at Texas A&M, 7 p.m. (College Station, Texas), LSU Sports Radio Network, ESPNU.    |    | OFF  |    |
| MONDAY  | 7  | TUESDAY   | 8 | WEDNESDAY  | 9 | THURSDAY   | 10 | FRIDAY  | 11 | SATURDAY  | 12 | SUNDAY   | 13 |
| SEC Teleconference Begins, John Brady at 10:28 a.m.<br><br>Practice TBA |    | Practice 3 p.m.<br>Special Tuesday edition of John Brady Radio Show at Walk-Ons, 7 p.m. |   | Game 15 -- Miss. St. vs. LSU, 7 p.m. (Maravich Center) LSU Sports Radio Network. Tickets \$14, \$5 for youth (ages 3-12) |   | SEC Teleconference, John Brady at 10:28 a.m.<br>Practice 3:30 p.m. |    | Practice TBA, Fly to Memphis, bus to Oxford.                      |    | Game 16 -- LSU at Ole Miss, 5 p.m. (Smith Coliseum, Oxford, Miss.) LSU Sports Radio Network, FSN. |    | Off<br>Inside LSU Basketball with John Brady returns (10:35 p.m. WBRZ-TV in Baton Rouge) |    |

# John Brady

Head Coach • 11th Year

When John Brady first put a team on the floor of the Pete Maravich Assembly Center, his Tiger squad was undermanned, undersized and underdogs.

Teams hated to play the Tigers then because John Brady coached his team hard and they responded with several strong performances against the leagues top teams, but not many wins. The strong performances continued as the years went on, but now LSU was winning.

In 11 years as head coach at LSU, John Brady has coached the LSU team as only he knows how -- with heart and passion, and knowledge of the game that makes him one of the best at in-game decisions.

The LSU Tigers, in 2006, won the SEC regular season title with a 14-2 record and won the Western Division for the second straight year. LSU has won 31 SEC games the last three years, one of the best totals in the league over the last three years, and during that time period, LSU had a streak of 19 straight conference home wins that spanned portions of four seasons from 2004-07.

The SEC Championship in 2006 was Brady's second and the school's first outright championship in 21 years.

LSU has had six consecutive winning seasons under John Brady and only three times in the program history have there been longer consecutive years of winning.

Three times, John Brady has coached the SEC Player of the Year and he has coached the SEC Freshman of the Year four times.

Brady's 184 wins are the third most wins by an LSU basketball coach and only two LSU basketball coaches have served longer tenures.

Brady's knowledge of the game and his belief in discipline and respon-

sibility for actions on and off the floor have made the program strong again, one that LSU fans are proud of.

Brady's plan isn't just taking place on a hardwood floor in the Maravich Center. He has worked hard to show the public that athletic and academic pursuits of the players should be challenged to the fullest.

That's part of the reason that LSU basketball is not only a success on the court, but in the classroom as well.

Brady came to LSU after six highly successful seasons at Samford University in Birmingham, Ala. In his six-year tenure (1992-97), he turned the team into a consistent winner, posting a record of 89-77. In Brady's six years at Samford, the team had three first-team and five second team all-league selections.

Now at LSU, the numbers are beginning to work for Brady both on and off the floor. He has had 33 players earn Academic Honor Roll status at LSU, plus 18 players who have received their degrees from LSU.

The 53-year-old Brady is the father of two daughters (Brittany-17, Brooke-13) and is married to the former Misty Champagne.

In his first 10 seasons, Brady has taken the Tigers a long way, including to college basketball's pinnacle, the NCAA Final Four. The results are a program that is solid both athletically and academically. The top athletes in the country are seriously putting LSU at the top of their lists and Brady is earning the respect of his peers in the league.

He has re-established LSU back as a national factor in college basketball and the work is being done to keep LSU there for years to come.

- 1** >NCAA Final Four Appearance (2006)
- 2** >SEC Championships >Sweet Sixteen Appearances (2000, 2006)
- 3** >SEC Player of the Year Selections (Swift - 2000, Bass - 2005, Davis - 2006) >SEC Western Division Championships (2000, 2005, 2006)
- 4** >SEC Freshman of the Year Selections (Bright - 2000, Bass - 2004, Davis - 2005, Thomas - 2006)
- 6** >Postseason tournament appearances in the last eight years
- 18** >Number of LSU players who have graduated
- 33** >Academic All-SEC honorees



## The Brady File

**NAME:** John Brady  
**BIRTH DATE:** Sept. 17, 1954 (McComb, Miss.)  
**AGE:** 53  
**HOMETOWN:** McComb, Miss.  
**WIFE:** Misty  
**CHILDREN:** Brittany (17), Brooke (13)  
**HIGH SCHOOL:** McComb HS; McComb, Miss.  
**COLLEGE:** BS, Belhaven College, 1976 M. Ed., Mississippi State, 1977

## PLAYING EXPERIENCE

**McComb High School (McComb, Miss.)** - 3-year starter, scored over 1,000 points for career ... Coach Charlie Rugg ... Two-time All-Southern States Conference - Inducted Fall 1997 into school athletic hall of fame.

## COACHING EXPERIENCE

**1976-77** - Graduate Assistant, Mississippi State  
**1977-82** - Head Coach, Crowley High School (Crowley, La.) - 129-49 (.725) record ... 1981 LSWA Class AAA "Coach of the Year"  
**1982-90** - Assistant Coach, Mississippi State ... First four years under coach Bob Boyd ... Last four as chief recruiter for Richard Williams.  
**1990-91** - Assistant Coach, UNO  
**1991-97** - Head Coach, Samford University, 89-77 record in six years ... left Samford as winningest coach in Samford history ... Team won TAAC West in 1996 and 1997.  
**March 25, 1997** - Named 18th LSU head coach  
**1999-2000** - LSU wins SEC West, SEC Championship; NCAA Sweet 16; SEC Coach of the Year; Runner-up, National Coach of Year.  
**2001-02** - Second round of the NIT.  
**2002-03** - NCAA Tournament appearance ... LSWA, LABC Coach of the Year.  
**2003-04** - LSU advances to the NIT.  
**2004-05** - LSU posts 12-4 record to win SEC West ... Tigers go 8-0 in league play at home, first undefeated league home record since 1981 ... Team advanced to NCAA Tournament, fourth straight post season berth.  
**2005-06** - LSU posts 14-2 record in winning SEC title, first since 2000 and first outright title in 21 years ... Tigers go 8-0 in league play at home for the second straight year ... Team goes to NCAAs and defeats Iona, Texas A&M, No. 1 Duke and Texas to advance to NCAA Final Four for first time in 20 years ... Named SEC Coach of the Year, LSWA Coach of the Year and finalist for the Jim Phelan National Coach of the Year Award.  
**2006-07** - Team posts its sixth consecutive winning record.

## The John Brady Record

| YEAR           | SCHOOL          | /---OVERALL---/ |             | /---CONF.---/  |             | FINISH                                   |
|----------------|-----------------|-----------------|-------------|----------------|-------------|--|
|                |                 | W-L             | PCT.        | W-L            | PCT.        |  |
| 1991-92        | Samford         | 11-18           | .379        | 7-7            | .500        | T-3rd                                    |
| 1992-93        | Samford         | 17-10           | .630        | 7-5            | .583        | T-2nd                                    |
| 1993-94        | Samford         | 10-18           | .357        | 4-12           | .250        | 8th                                      |
| 1994-95        | Samford         | 16-11           | .592        | 11-5           | .687        | 2nd                                      |
| 1995-96        | Samford         | 16-11           | .592        | 11-5           | .687        | TAAC Western Division Champion           |
| 1996-97        | Samford         | 19-9            | .678        | 11-5           | .687        | TAAC Western Division Champion           |
| <b>1997-98</b> | <b>LSU</b>      | <b>9-18</b>     | <b>.333</b> | <b>2-14</b>    | <b>.125</b> | <b>6th-West</b>                          |
| <b>1998-99</b> | <b>LSU</b>      | <b>12-15</b>    | <b>.444</b> | <b>4-12</b>    | <b>.250</b> | <b>6th-West</b>                          |
| <b>1999-00</b> | <b>LSU</b>      | <b>28-6</b>     | <b>.823</b> | <b>12-4</b>    | <b>.750</b> | <b>SEC Champions; NCAA Sweet 16</b>      |
| <b>2000-01</b> | <b>LSU</b>      | <b>13-16</b>    | <b>.448</b> | <b>2-14</b>    | <b>.125</b> | <b>6th-West</b>                          |
| <b>2001-02</b> | <b>LSU</b>      | <b>19-15</b>    | <b>.559</b> | <b>6-10</b>    | <b>.375</b> | <b>4th-West; NIT Second Round</b>        |
| <b>2002-03</b> | <b>LSU</b>      | <b>21-11</b>    | <b>.656</b> | <b>8-8</b>     | <b>.500</b> | <b>2nd-West; NCAA Tournament</b>         |
| <b>2003-04</b> | <b>LSU</b>      | <b>18-11</b>    | <b>.621</b> | <b>8-8</b>     | <b>.500</b> | <b>2nd-West; NIT</b>                     |
| <b>2004-05</b> | <b>LSU</b>      | <b>20-10</b>    | <b>.667</b> | <b>12-4</b>    | <b>.750</b> | <b>1st-West; NCAA Tournament</b>         |
| <b>2005-06</b> | <b>LSU</b>      | <b>27-9</b>     | <b>.750</b> | <b>14-2</b>    | <b>.875</b> | <b>SEC Champions; NCAA Final Four!</b>   |
| <b>2006-07</b> | <b>LSU</b>      | <b>17-15</b>    | <b>.531</b> | <b>5-11</b>    | <b>.312</b> | <b>6th-West</b>                          |
| <b>2007-08</b> | <b>LSU</b>      | <b>7-6</b>      | <b>.538</b> |                |             |  |
| <b>Totals</b>  | <b>17 Years</b> | <b>280-209</b>  | <b>.572</b> | <b>124-126</b> | <b>.496</b> | <b>2 Conf. Titles, 5 Division Titles</b> |
| <b>Samford</b> | <b>6 Years</b>  | <b>89-77</b>    | <b>.536</b> | <b>51-39</b>   | <b>.567</b> | <b>2 TAAC Western Division Titles</b>    |
| <b>LSU</b>     | <b>11 Years</b> | <b>191-132</b>  | <b>.591</b> | <b>73-87</b>   | <b>.456</b> | <b>2 SEC-3 West Titles, 4 NCAAs</b>      |

## CAREER SPECIALTY NUMBERS

### CAREER DOUBLE-FIGURE GAMES

Tasmin Mitchell 50  
Terry Martin 23  
Garrett Temple 17  
Marcus Thornton 11  
Chris Johnson 9  
Anthony Randolph 9  
Dameon Mason 5  
Bo Spencer 4

### CAREER DOUBLE-FIGURE REBOUNDS

Tasmin Mitchell 9  
Marcus Thornton 3  
Anthony Randolph 2  
Chris Johnson 1

### CAREER DOUBLE-DOUBLES

Tasmin Mitchell 8  
Marcus Thornton 3  
Anthony Randolph 2  
Chris Johnson 1

### CAREER THREE-POINTERS

Terry Martin 79  
Garrett Temple 70  
Tasmin Mitchell 69  
Marcus Thornton 31  
Bo Spencer 17  
Chris Johnson 10  
Dameon Mason 9  
Alex Farrer 6  
Anthony Randolph 2  
Garrett Green 1

### CAREER ASSISTS

Garrett Temple 283  
Tasmin Mitchell 165  
Terry Martin 62  
Dameon Mason 30  
Bo Spencer 29  
Marcus Thornton 23  
Anthony Randolph 19  
Chris Johnson 12  
Alex Farrer 12  
Garrett Green 4  
Greg Terrebonne 3

### CAREER BLOCKS

Garrett Temple 79  
Tasmin Mitchell 44  
Chris Johnson 42  
Anthony Randolph 36  
Terry Martin 14  
Dameon Mason 9  
Marcus Thornton 6  
Garrett Green 3  
Alex Farrer 2  
Bo Spencer 1

## 2007-08 LSU Men's Basketball Roster

| NO.  | NAME             | CL. | POS. | HT.  | WT. | EXP. | HOMETOWN/LAST SCHOOL             |
|------|------------------|-----|------|------|-----|------|----------------------------------|
| 1**  | Tasmin Mitchell  | Jr. | F    | 6-7  | 228 | 2VL  | Denham Springs, La./D. Spr. HS   |
| 2    | Dameon Mason     | Sr. | G/F  | 6-6  | 190 | 1VL  | Kansas City, Mo./Marquette Univ. |
| 3    | Anthony Randolph | Fr. | F    | 6-10 | 205 | HS   | Dallas, Texas/Woodrow Wilson HS  |
| 5    | Marcus Thornton  | Jr. | G    | 6-4  | 198 | JC   | Baton Rouge, La./Kilgore College |
| 10   | Greg Terrebonne  | So. | G    | 6-0  | 205 | 1VL  | Galliano, La./South LaFourche HS |
| 11   | Bo Spencer       | Fr. | G    | 6-1  | 180 | HS   | Baton Rouge, La./Glen Oaks HS    |
| 13   | Terry Martin     | Jr. | G    | 6-6  | 207 | 1VL  | Monroe, La./Texas Tech           |
| 14   | Garrett Temple   | Jr. | G    | 6-6  | 195 | 2VL  | Baton Rouge, La./University HS   |
| 20   | Garrett Green    | Fr. | F    | 6-10 | 218 | HS   | Woodland Hills, Calif./Taft HS   |
| 21** | Chris Johnson    | Jr. | C    | 6-11 | 205 | 2VL  | Montross, Va./Laurinburg Prep    |
| 30   | Alex Farrer      | So. | G    | 6-5  | 200 | 1VL  | Phoenix, Ariz./St. Mary's HS     |
| 32** | Quintin Thornton | Jr. | F    | 6-8  | 230 | JC   | Orlando, Fla./Odessa College     |

\*\*Injured and not dressed

**Head Coach:** John Brady (Belhaven, 1976), 11th year at LSU

**Associate Head Coach:** Butch Pierre (Mississippi State, 1984), 11th year at LSU

**Assistant Coach:** John Treloar (Belhaven, 1979), 4th year at LSU

**Assistant Coach:** Chad Dollar (Milligan, 1996), 1st year at LSU

**Director of Basketball Operations:** Jeff Clapacs (Wooster, 2007), 1st year at LSU

## Transactions

Quintin Thornton injured his left pectoral muscle in the weight room, Oct.19. Underwent surgery, out for at least two months, probable redshirt candidate ... Dameon Mason missed McNeese game (11/14) and Maui Tournament (11/19-21) with viral infection on heart muscle ... Cleared Monday (11/26) to return to practice ... Tasmin Mitchell was taken out of Oklahoma State game (11/19) after six minutes, did not play the remainder of the Maui tournament ... Has a stress reaction in the shin bone area of his left foot ... Surgery was Nov. 29 ... Eligible for medical redshirt if unable to return ... Dameon Mason missed both Wichita State (12/19) and Oregon State (12/22) games while taking intercession classes ... Chris Johnson broke right hand in first two minutes of second half at Tulane (1/2) ... Surgery scheduled ... Out at least two to three weeks.

## Last Game -- Tulane 68, LSU 63 (1/2 - New Orleans)

LSU put together a solid game, but Tulane got the last six points to win for the first time against the Tigers since 1982 ... The game was full of runs by both teams as neither team led by more than eight in a game with 10 lead changes ... For just the second time in John Brady's tenure at LSU, the two teams shot dead even from the floor, both making 23-of-57 or 40.4 percent ... The Tigers hit 8-of-23 threes, compared to 5-of-12 for Tulane, but the Wave hit eight more free throws than the Tigers, who were just 9-of-14 at the stripe ... LSU took a team at 61-60 with 3:23 to play on an Anthony Randolph dunk, before two free throws gave Tulane the lead back, 62-61 ... Two Randolph free throws gave LSU its last advantage at 63-62 with 2:15 left ... After a Tulane free throw tied it, the Green Wave rebounded the missed second shot and Daniel Puckett hit a short jumper with 1:16 left to give Tulane the lead for good, 65-63.

Terry Martin continued his hot scoring for LSU, hitting for 19 points, including four treys, while Anthony Randolph added 15 and had a team-high nine boards for the Tigers.

## Shooting Hot and Cold

The LSU shooting percentages have at times been as different as night and day, hot and cold, from one half to another half ... This after a start of the season when LSU shot no worse than 50 percent in the final 20 minutes in eight of the first nine games ... But LSU in games against Wichita State (12/19) and Oregon State (12/22), shot 34.5 percent in the second half in both games, shooting 10-of-29 in both games ... It was part of games in which LSU overall also shot in the 30 percentile range ... Against Washington (12/29), the Tigers came out red hot, making 51.7 percent in the first 20 minutes, before sinking back to a 37.9 half, making ironically one more shot, 11, while attempting the same 29 shots they have attempted for the third straight second half ... This time against Tulane (1/3), the Tigers shot just 36.4 percent for the first half, before getting right on the team average of 45.8 percent in the second half and hitting 3-of-5 treys.

Three times this year, LSU has shot over 50 percent from the field for games and for the season is shooting 45.1 percent (333-738), compared to 38.9 percent (315-809) for the opponents ... LSU scored 57 points against Southern in the second half (11/30), the fourth best single scoring half in the John Brady era:

1. **60 - 2nd half - Grambling (1-20-99)**
2. **59 - 1st half - Centenary (1-15-03)**
3. **58 - 2nd half - Tennessee (1-14-06)**
4. **57 - 2nd half - Southern (11-30-07)**

## Assists To Baskets Made Good

In a 60 minute period of LSU home basketball, LSU's assist leading to a made basket percentage has been exceptional ... Against Northwestern State (12/15), LSU in the final 20 minutes had 11 baskets and each was set up on an assisted pass ... 11 assists to 11 made baskets ... In the Oregon State game (12/22), LSU had 15 assists on the 20 made buckets or 75 percent ... In that 60 minutes of basketball in the Maravich Center, LSU has had 26 assists to 31 buckets made (83.9 percent).

## About Texas A&M

The Tigers and Aggies will meet for the second straight year in the regular season and for the third time since the NCAA Tournament in 2006 ... LSU leads the series, 14-9, and has won four of the last five meetings including last year in Baton Rouge, 64-52 ... This will be LSU's first appearance in Reed Arena having not played in College Station since a 68-63 loss in 1981 ... A&M has a 5-1 advantage in games played in Baton Rouge ... mark Turgeon is the head coach of the Aggies in his first year in College Station after a very successful stint at Wichita State where he was the head coach for seven years building a 128-89 record ... He also was the head coach at Jacksonville State for two seasons ... He is 1-0 at Wichita State against LSU ... Here are the probable starters for the Aggies:

**G - 15 Donald Sloan (6-3, 205, So., Dallas, Texas) 8.1 ppg, 3.8 rpg**  
**G - 22 Dominique Kirk (6-4, 185, Sr., Dallas, Texas) 7.4 ppg, 3.5 rpg, 4.2 apg**  
**G - 23 Josh Carter (6-7, 200, Jr., Dallas Texas) 13.8 ppg, 4.0 rpg**  
**C - 12 DeAndre Jordan (7-0, 255, Fr., Houston, Texas) 10.5 ppg, 7.2 rpg**  
**F - 30 Joseph Jones (6-9, 255, Sr., Normangee, Texas) 11.3 ppg, 5.4 rpg**

## Looking For A Road Win

The Tigers had a chance to win a game on the road this year on one of a team's home courts when they faced Villanova at the Wachovia Center in Philadelphia last month, falling after losing a 21-point second half advantage ... LSU is 0-3 on the road this year, also losing at Wichita State and Tulane ... In fact, LSU is on an 11-game road losing streak since winning in Corvallis, Ore., against Oregon State in December 2006.

## LSU Has Eight-Game Home Winning Streak Snapped

The Tigers lost for the first time at home on Saturday against Washington, snapping an eight-game winning streak at home dating back to the final two home games of the 2006-07 season ... The Tigers were 14-4 in the Maravich Center last year, 9-1 in non-conference games ... LSU is 6-1 this year at home with eight conference games remaining at home to be played ... LSU is 48-8 (85.7 percent) over the last three-plus years overall and 82-7 (92.1 percent) over the ten-plus years of John Brady's tenure in non-conference games.

## The Pete Maravich Assembly Center - New Floor For 2007-08

This is the 37th season of play in the building and LSU is 419-140 in the building (74.9 percent) and 218-31 (87.5 percent) in non-conference games.

The Tigers are playing at home this year on a brand new wood floor that was installed earlier in the month. The floor was designed by Jason Feirman in the LSU Athletics Publications office and made by Connor Sports Flooring in Arlington, Illinois.

## 100th Anniversary Plans Announced

The LSU Athletics Department on Dec. 21 announced that LSU basketball fans would have a lead role in the celebration of LSU's 100 years of college basketball ... The celebration begins next month (Jan. 2008) with the beginning of the selection by the fans of the all-decade teams and will culminate with the announcement of the all-century team at a gala honoring all former players on Jan. 30, 2009, the 100th anniversary of the first university sanctioned intercollegiate basketball contest with Dixon Academy in Covington ... LSU will also have a home televised league game on Jan. 31, 2009 to culminate the year-long celebration.

The voting for the All-Decade teams will take place during the Southeastern Conference games of the 2008 season, beginning with voting for the 1940s and 1950s All-Decade team. The nominees for the team will appear for the first time in the game program on Jan. 16 and fans will be able to vote online at [www.LSUsports.net](http://www.LSUsports.net). Each home game different decades of player nominees will be spotlighted and voting will continue until the end of February. The all-decade teams will be announced at the final home game of 2008, against Alabama on March 5.

The Centennial Committee, composed of former players and coaches from the various decades, media members and historians, will select an early years team representing the first 30 years of the program from 1909-1939.

Those players chosen on the All-Decade teams along with the early team selected by the committee will be eligible for the All-Century team which fans will have the chance to vote on during the summer of 2008. The All-Century team will be picked on a weighted vote of both the fans and the Centennial Committee.

Also beginning in January, [LSUsports.net](http://LSUsports.net) will have a special section where all former players, managers, coaches and trainers can register their contact information so that the committee can locate as many members of the LSU basketball family for the reunion gala in January 2009 ... Finally, LSU fans are asked to begin thinking of their favorite moments in the history of LSU bas-

## SEC MEDIA DAYS POLL

### Eastern Division

| TEAM        | SEC        | OVERALL |
|-------------|------------|---------|
| Tenn. (30)  | 180 points |         |
| Kentucky    | 142 points |         |
| Florida     | 103 points |         |
| Vanderbilt  | 98 points  |         |
| Georgia     | 69 points  |         |
| S. Carolina | 38 points  |         |

### Western Division

| TEAM           | SEC        | OVERALL |
|----------------|------------|---------|
| Ark. (18)      | 168 points |         |
| Miss. St. (10) | 148 points |         |
| Alabama (1)    | 111 points |         |
| Auburn (1)     | 94 points  |         |
| LSU            | 63 points  |         |
| Ole Miss       | 46 points  |         |

## CAREER DOUBLE-DOUBLES

### TASMIN MITCHELL (8)

| Game     | Date     | Pts | Reb |
|----------|----------|-----|-----|
| Southern | 11/18/05 | 19  | 12  |
| UL-Laf.  | 12/17/05 | 16  | 11  |
| Duke     | 3/23/06  | 10  | 10  |
| Texas    | 12/10/06 | 23  | 10  |
| UConn    | 1/6/07   | 16  | 10  |
| Ole Miss | 1/17/07  | 19  | 10  |
| Ole Miss | 2/14/07  | 11  | 10  |
| McNeese  | 11/14/07 | 16  | 14  |

### MARCUS THORNTON (3)

| Game          | Date     | Pts | Reb |
|---------------|----------|-----|-----|
| Ariz. State   | 11/21/07 | 18  | 12  |
| Villanova     | 12/6/07  | 15  | 13  |
| Wichita State | 12/19/07 | 12  | 11  |

### ANTHONY RANDOLPH (2)

| Game     | Date     | Pts | Reb |
|----------|----------|-----|-----|
| SE La.   | 11/12/07 | 19  | 13  |
| Southern | 11/30/07 | 24  | 11  |

### CHRIS JOHNSON (1)

| Game      | Date     | Pts | Reb |
|-----------|----------|-----|-----|
| Chaminade | 11/20/07 | 18  | 11  |

## TIGER OPPONENTS IN POLLS

| Record at Time of Game      | AP   | ESPN/<br>USAT |
|-----------------------------|------|---------------|
| Villanova (L, 67-68)        | 25   | 21            |
| Texas A&M (Jan. 5)          | 12   | 10            |
| Ole Miss (Jan. 12, Feb 23)  | 18   | 18            |
| Vanderbilt (Jan. 19)        | 15   | 15            |
| Arkansas (Jan. 26, Feb. 20) | ---- | RV            |
| Tennessee (Feb. 9)          | 8    | 9             |
| Florida (Feb. 13)           | RV   | RV            |

## THE STATISTICS

| Overall              | LSU  | A&M   |
|----------------------|------|-------|
| Scoring Average      | 72.0 | 77.6  |
| Opp. PPG Average     | 66.1 | 57.1  |
| Scoring Differential | +5.9 | +20.6 |
| FG Percentage        | 45.1 | 51.2  |
| Opp. FG Percentage   | 38.9 | 35.2  |
| 3PT FG Pct.          | 34.2 | 38.8  |
| Opp. 3FG Pct.        | 31.0 | 34.0  |
| 3 FGs per Game       | 7.2  | 6.4   |
| FT Percentage        | 73.6 | 59.3  |
| Rebound Avg.         | 35.8 | 42.9  |
| Opp. Reb. Avg.       | 38.8 | 31.0  |
| Reb. Differential    | -3.0 | +11.9 |
| Assist Average       | 13.2 | 15.5  |
| TO Average           | 15.5 | 13.4  |
| Blocks Average       | 7.6  | 5.1   |
| Steals Average       | 7.4  | 4.5   |

### LSU Scoring Runs

|      |    |
|------|----|
| 5-0  | 18 |
| 6-0  | 11 |
| 7-0  | 13 |
| 8-0  | 5  |
| 9-0  | 1  |
| 10-0 |    |
| 11-0 | 2  |
| 12-0 |    |
| 13-0 |    |
| 14-0 | 1  |
| 15-0 |    |
| 16-0 |    |
| 17-0 | 1  |

### Opp. Scoring Runs

|      |    |
|------|----|
| 5-0  | 13 |
| 6-0  | 7  |
| 7-0  | 4  |
| 8-0  | 8  |
| 9-0  | 4  |
| 10-0 | 1  |
| 11-0 | 1  |
| 12-0 | 1  |
| 13-0 |    |
| 14-0 | 1  |

ketball which can also be submitted online. LSU will announce the 100 greatest moments as chosen by the fans and the committee during the 2008-09 basketball season.

### **Thornton With Seven 20 Point Games; Trying To Regain Shooting Touch From Arc**

Junior college transfer Marcus Thornton just missed becoming the first player to score 30 points in a game for the first time since Darrel Mitchell hit 30 against Ohio State in 2005 when he had 27 in the season opener against Southeastern Louisiana ... He would open his career with three 20 point games and after scoring 20 against Oregon State (12/22), he now has seven 20 point games (the list is available in the 20-point box on page 11 of the notes) ... Thornton's seven points against Tulane (1/2) stopped an eight game string of double figure games and LSU needs him to get back on track from the arc as in the last four games he is 6-of-25 from the three-point range with all six of those makes coming in a 6-of-10 performance against Oregon State (12/22).

### **The Few, The Proud, The Tigers or Eight Is Enough**

It appears that the Tigers will dress just eight players for the game against Texas A&M Saturday with the injury Wednesday night to Chris Johnson ... This along with previous injuries to Tasmin Mitchell and Quinton Thornton plus intercession classes in Baton Rouge Saturday that will probably keep Dameon Mason in Baton Rouge mean that LSU will dress eight players, seven of those recruited for scholarships by LSU ... Walk-on Greg Terrebonne was given a scholarship this season.

### **Randolph One Of The Top SEC Freshman**

Anthony Randolph of Dallas is making his name known as one of the top SEC freshman after 13 games, averaging 13.7 points per game, 7.9 rebounds, 2.77 blocks per game and 1.7 steals ... His scoring average ranks fifth among league freshman, the rebound average is second among the freshman and his blocks and steals per game averages are both first among league freshman ... Overall in the league his rebound average is fifth and he is second in the league in blocked shot average.

### **Losing A Lot With Chris Johnson Out**

With Chris Johnson out with a broken right hand, the Tigers will lose a player who had waited his turn in the system and was helping the Tigers to the tune of 11.5 points per game, 4.8 rebounds and some 2.1 blocks per game ... Johnson in 13 games had scored more points, grabbed more rebounds and played more minutes than his freshman and sophomore years combined ... Johnson ran off seven games, starting with his second start, when he scored in double figures including 19 against Oklahoma State and Washington and 20 against Southern.

### **Trying To Get Another Winning Season**

LSU has had a winning record each of the last six seasons which is the third longest consecutive winning streak in school history ... LSU's consecutive season winning streaks:

**11 - 1982-83 to 1992-93**

**9 - 1913-14 to 1921-22**

**6 - 2001-02 to present**

### **O Canada**

The LSU season got off to an early start thanks to a three-game exhibition tour of Canada over the Labor Day weekend ... The Tigers played games and won at the University of Guelph (92-60), York University (101-67) and the University of Toronto (82-55) ... Marcus Thornton, the junior college transfer, led the Tigers on the trip averaging 26.0 points per game as the guard hit 32-of-55 field goal attempts and more importantly 11 three-pointers in 25 attempts (44 percent) ... Anthony Randolph averaged 13.3 points and a team best 6.7 rebounds, while veterans Terry Martin (13.0 points) and Mitchell (11.0 points) averaged in double figures.

LSU as a team shot 48 percent from the floor and 36.9 percent from the international three-point arc, some 30 percentage points higher than a season ago.

LSU's decision to wait until the Labor Day Weekend to go on a trip outside the United States allowed the newcomers to join the veterans on the trip and allowed for a week of practice prior to leaving for Canada.

### **Hopefully Villanova Game Not A Sign The Trend Will Continue**

After winning almost all of the close games in 2006, the streak turned against LSU in 2007, going 1-6 in 2007 in games decided by four points or less last season:

**Wichita State -- L, 53-57**

**Texas -- L, 75-76 (OT)**

**Auburn -- W, 65-63**

**Georgia -- L, 54-57**

**Alabama -- L, 70-73**

**Tennessee -- L, 67-70**

**Ole Miss -- L, 70-71**

Now it is happening again as LSU is 1-3 in games of five points or less this season:

**McNeese - W, 76-72**  
**Arizona State (ot) - L, 84-87**  
**Villanova - L, 67-68**  
**Tulane - L, 63-68**

With the Tulane loss, LSU is now 77-78 in the Brady era in games decided by 10 points or less and 4-5 this season.

### Terry Martin Having Nice Run

One of the bright spots for LSU right now is the play of junior guard Terry Martin ... Martin, who one year ago became eligible after playing one semester at Texas Tech, may well be playing his best basketball while in Baton Rouge as in the last seven games he has been able to get his average back to double figures and for the most part, consistently hit the three-pointer ... This followed a start of the season, when Martin, concentrating on a lot of point guard worries, struggled at times from the floor ... In the first six games, Martin averaged just six points and was 6-of-27 from the arc (22 percent) ... His last seven games:

**Southern - 11 points, 2-of-5 three-pointers**  
**Villanova - 14 points, 4-of-6 three-pointers**  
**Northwestern State - 15 points, 3-of-6 three-pointers**  
**Wichita State - 11 points, 3-of-6 three-pointers**  
**Oregon State - 15 points, 3-of-11 three-pointers (six assists, no turnovers in 40 minutes)**  
**Washington - 14 points, 2-of-6 three-pointers**  
**Tulane - 19 points, 4-of-9 three-pointers**  
**Totals - 14.1 ppg average, 21-of-49 three-pointers (42.8 percent)**

In those seven games, he has brought his average back to just above last year's 10.5 average for 24 games at 10.8 a game and his three point percentage for the season is now back over 35 percent (27-of-76, 35.5 percent).

### Garrett Temple Cracks Top 10 In Career Assists, Blocks

The junior, who has spent much of his career dishing out timely assists, through 13 games has 46 assists ... That gives him a total of 283 career assists, ninth best all time at LSU (complete list in career box on page 11 of notes) ... He has 107 career steals and is just 29 short of moving into the top 10 in that category at LSU ... Against Oregon State (12/22), he blocked two shots to move into the school top 10 list for blocked shots and now has 79 for his career ... Temple's assist average of is averaging 3.54 assists per game, is 10th best in the league.

With the loss of Chris Johnson for the foreseeable future, Temple is expected to move to more of a post position in LSU's expected to be four-guard starting lineup against Texas A&M.

### Scoring Not An Issue

While rebounding has been a problem, it is obvious that this LSU team can score in spurts and post numbers this season ... LSU put the Northwestern State contest away with its longest scoring run of the season, 17 points ... The Tigers are averaging 72.0 points a game as they reach the end of non-conference play, but have been in the 60s the last three games ... In both the 2000 and 2005 seasons in the John Brady era, the Tigers did average over 75 points a game ... The Tigers are now giving up an average of 66.1 points per game.

Defense has been one of the trademarks of the John Brady era at LSU ... When LSU lost to Arizona State, 87-84, in overtime (11/21), it marked only the third time in the 11 years of the Brady era that LSU has scored 80 or more points and not won the game ... The other two times came in December 2004 at Biloxi against Southern Miss when LSU lost 88-84 in overtime and in November 2005 when LSU lost at home to Houston, 84-83.

LSU is 69-3 when scoring 80 or more points in the Brady era and also a good 129-28 (82.0%) when scoring 70 or more ... The Tigers have only allowed 80 points 40 times in the Brady era and LSU is 5-35 when they allowed 80 or more points.

LSU's defense did make a stand against Nicholls State (11/28) as they held an LSU opponent to the lowest point total since playing Nicholls in the 2002-03 opener and holding them to 24.

### Three Scoring 20

The Tigers had three players score 20 points in the win over Southern (11/30) ... Anthony Randolph scored a career high 24, Marcus Thornton 22 and Chris Johnson a career high 20 points ... Randolph and Johnson played 26 minutes, while Thornton played 32 minutes for the Tigers in the win.

The last time three LSU players scored in 20 points was in the double overtime win over Ohio State on Jan. 15, 2005 when Darrel Mitchell had 32 points (the last LSU player to break 30 in a game), Brandon Bass (2005 SEC Player of the Year) had 29 and Antonio Hudson added 20. LSU won the game, 113-101.

The other time it happened for LSU in a regulation game was in the 1999-2000 season opener at the Maravich Center when LSU defeated Grambling State, 112-37. In the game Stromile Swift (2000 SEC co-Player of the Year) had 22 points, Ronald Dupree had 21 points and Lamont Roland had 20.

## TIGER TRENDS

| <b>LSU RECORD...</b> | <b>07-08</b> | <b>JB YRS</b> |
|----------------------|--------------|---------------|
| In November          | 5-2          | 39-9          |
| In December          | 2-3          | 53-16         |
| In January           | 0-1          | 37-46         |
| In February          |              | 35-43         |
| In March             |              | 27-17         |
| In April             |              | 0-1           |

### LSU vs. AP Ranked Opponents

|             |     |       |
|-------------|-----|-------|
| At home     |     | 12-16 |
| On the road | 0-1 | 3-27  |
| Neutral     |     | 8-5   |

### LSU's Record in Games...

|                           |     |           |
|---------------------------|-----|-----------|
| Decided by 5 pts or less  | 1-2 | 49-46     |
| Decided by 10 pts or less | 4-5 | 77-78     |
| Decided by 11 pts or more |     | 3-1115-53 |
| At night                  | 5-2 | 139-80    |
| During the day            | 2-3 | 53-50     |
| Decided in Overtime       |     | 8-7       |
| Televised                 | 5-6 | 88-86     |

### LSU's Record When Scoring...

|                     |     |       |
|---------------------|-----|-------|
| Less than 60 points | 0-1 | 10-56 |
| 60-69 points        | 2-3 | 51-49 |
| 70-79 points        | 3-1 | 61-25 |
| 80-89 points        | 2-1 | 41-3  |
| 90-99 points        |     | 23-0  |
| 100 or more points  |     | 5-0   |

### LSU's Record When Allowing...

|                     |     |       |
|---------------------|-----|-------|
| Less than 60 points | 3-0 | 98-16 |
| 60-69 points        | 2-3 | 65-39 |
| 70-79 points        | 2-1 | 23-42 |
| 80-89 points        | 0-2 | 4-32  |
| 90-99 points        |     | 0-3   |
| 100 or more points  |     | 1-0   |

### LSU's Record When...

|                        |     |        |
|------------------------|-----|--------|
| Leading at the half    | 4-3 | 152-28 |
| Losing at the half     | 1-3 | 31-95  |
| Tied at the half       | 2-0 | 8-9    |
| Lead 10 minutes left   | 5-1 | 162-24 |
| Losing 10 minutes left | 0-5 | 26-104 |
| Tied 10 minutes left   | 1-1 | 3-5    |
| Lead 5 minutes left    | 7-1 | 166-19 |
| Losing 5 minutes left  | 0-4 | 20-106 |
| Tied 5 minutes left    | 0-1 | 5-7    |

### LSU's Record When Shooting...

|                        |     |         |
|------------------------|-----|---------|
| 50% or higher          | 3-0 | 91-17   |
| Less than 50%          | 4-6 | 100-115 |
| Better than opponent   | 6-2 | 159-33  |
| Worse than opponent    | 1-3 | 32-97   |
| Even Shooting          | 0-1 | 0-2     |
| More 3PT FGs than opp. | 5-5 | 90-36   |

### LSU's Record When...

|                      |      |        |
|----------------------|------|--------|
| Outrebounding opp.   | 3-0  | 156-30 |
| Outrebounded by opp. | 4-6  | 33-94  |
| Equal rebounds       | ---- | 2-8    |

### LSU's Record When Committing...

|                    |     |       |
|--------------------|-----|-------|
| Fewer TO than opp. | 5-0 | 98-29 |
| More TO than opp.  | 1-4 | 81-93 |
| Equal TO           | 1-2 | 12-10 |

## COACHING MARKS

### Coaching Tenure in SEC

|                               |                    |
|-------------------------------|--------------------|
| 1. Billy Donovan, Florida     | 12th season        |
| <b>2. John Brady, LSU</b>     | <b>11th season</b> |
| 3. Rick Stansbury, MSU        | 10th season        |
| 3. Mark Gottfried, Ala.       | 10th season        |
| 5. Kevin Stallings, Vandy     | 7th season         |
| 5. Dave Odom, USC             | 7th season         |
| 7. Dennis Felton, UGA         | 5th season         |
| 8. Jeff Lebo, Auburn          | 4th season         |
| 9. Bruce Pearl, Tennessee     | 3rd season         |
| 10. Andy Kennedy, Ole Miss    | 2nd season         |
| 11. Billy Gillispie, Kentucky | 1st season         |
| 11. John Pelphrey, Arkansas   | 1st season         |

### Coaching Tenure at LSU

|                      |                   |
|----------------------|-------------------|
| 1. Harry Rabenhorst  | 29 seasons        |
| 2. Dale Brown        | 25 seasons        |
| <b>3. John Brady</b> | <b>11 seasons</b> |
| 4. Jay McCreary      | 8 seasons         |
| 5. Dr. C. C. Stroud  | 6 seasons         |
| 5. Press Maravich    | 6 seasons         |

### Coaching Wins at LSU

|                      |            |
|----------------------|------------|
| 1. Dale Brown        | 448        |
| 2. Harry Rabenhorst  | 340        |
| <b>3. John Brady</b> | <b>191</b> |
| 4. Dr. C. C. Stroud  | 82         |
| 4. Jay McCreary      | 82         |

### Coaching Wins in SEC

(through play on January 2)

|                               |            |
|-------------------------------|------------|
| 1. Billy Donovan, Fla.        | 274        |
| 2. Rick Stansbury, MSU        | 193        |
| <b>3. John Brady, LSU</b>     | <b>191</b> |
| 3. Mark Gottfried, Ala.       | 191        |
| 5. Kevin Stallings, Vandy     | 157        |
| 6. Dave Odom, USC             | 122        |
| 7. Dennis Felton, UGA         | 66         |
| 8. Bruce Pearl, Tennessee     | 58         |
| 9. Jeff Lebo, Auburn          | 52         |
| 10. Andy Kennedy, Ole Miss    | 34         |
| 11. John Pelphrey, Arkansas   | 10         |
| 12. Billy Gillispie, Kentucky | 6          |

### All-Time Wins--SEC

(through play on January 2)

|                                 |            |
|---------------------------------|------------|
| 1. Adolph Rupp, UK              | 875        |
| <b>2. Dale Brown, LSU</b>       | <b>448</b> |
| 3. C. M. Newton, UA/VU          | 340        |
| <b>3. Harry Rabenhorst, LSU</b> | <b>340</b> |
| 5. Tubby Smith                  | 308        |
| 6. Joe B. Hall, Kentucky        | 297        |
| 6. Hugh Durham, Georgia         | 297        |
| 8. Ray Mears, Tennessee         | 278        |
| 8. Roy Skinner, Vanderbilt      | 278        |
| 10. Billy Donovan, Florida      | 274        |
| ---                             |            |
| 15. Norm Sloan, Florida         | 232        |
| 16. Rick Pitino, Kentucky       | 219        |
| 17. Joel Eaves, Auburn          | 214        |
| 18. Don DeVoe, Tenn, Fla.       | 211        |
| 19. Eddie Fogler, Vandy/SC      | 204        |
| 20. Bob Polk, Vanderbilt        | 197        |
| 21. Richard Williams, Miss. St. | 193        |
| 22. Rick Stansbury, Miss. St.   | 191        |
| <b>22. John Brady, LSU</b>      | <b>191</b> |
| 22. Mark Gottfried, Alabama     | 191        |
| ---                             |            |
| 30. Kevin Stallings, Vandy      | 157        |

## Florida, LSU Still Have Best Home Win Marks

Since the start of the 2002-03 season, Florida and LSU far and away have the most home wins of any team in the Southeastern Conference:

|                           |
|---------------------------|
| <b>Florida 83</b>         |
| <b>LSU 74</b>             |
| <b>Tennessee 66</b>       |
| <b>Alabama 66</b>         |
| <b>Vanderbilt 66</b>      |
| <b>Arkansas 61</b>        |
| <b>Kentucky 61</b>        |
| <b>South Carolina 57</b>  |
| <b>Auburn 56</b>          |
| <b>Mississippi St. 55</b> |
| <b>Georgia 53</b>         |
| <b>Ole Miss 48</b>        |

## Total SEC Wins Since 2005 Has LSU Near Top

LSU in the last three seasons is also near the top of the league in total conference wins:

|                             |
|-----------------------------|
| <b>Florida 35</b>           |
| <b>Kentucky 32</b>          |
| <b>LSU 31</b>               |
| <b>Alabama 29</b>           |
| <b>Tennessee 28</b>         |
| <b>Vanderbilt 25</b>        |
| <b>Arkansas 23</b>          |
| <b>Mississippi State 22</b> |
| <b>South Carolina 17</b>    |
| <b>Ole Miss 16</b>          |
| <b>Auburn 15</b>            |
| <b>Georgia 15</b>           |

## Louisiana Home Win Streak

LSU completed its home slate of games against Louisiana schools Dec. 15 against Northwestern State with LSU winning all five of its games this year (Southeastern Louisiana, McNeese State, Nicholls State, Southern and Northwestern State), extending LSU's winning streak in the Maravich Center against Louisiana schools to 67 games ... LSU last lost to a Louisiana school in the PMAC on Dec. 6, 1988 when Louisiana Tech beat LSU in overtime, 111-109 ... The present streak started two nights later on Dec. 8, 1988 when the Tigers defeated McNeese State ... A total of 42 of those wins have come in the John Brady era.

## Learning To Play Without Tasmin Mitchell

The Tigers have had to learn to play without a staple of the last two years in the LSU lineup, junior forward Tasmin Mitchell ... Mitchell, who started every game in his freshman and sophomore seasons is probably out for the remainder of the year after undergoing surgery on his left ankle for a stress fracture of his shin bone ... Mitchell averaged 11.4 points a game during LSU's Final Four season in 2006 and then averaged 14.5 points last season ... Mitchell was a pre-season coaches All-SEC selection for the 2007-08 season ... Mitchell started the first three games of the season, to run his consecutive game starting streak to 71, but had to go to the bench in pain after just six minutes of the LSU-Oklahoma State game in Maui (11/21) ... He underwent surgery on Nov. 29 and while the recovery and rehab process is six-to-eight weeks, it is expected that he will use a medical redshirt and be available for two more seasons for LSU.

## John Brady in Elite Company

Brady's two SEC titles (2000, 2006) make him one of just 15 coaches in SEC history to have won at least two SEC regular season titles joining Adolph Rupp (27), Joe Hall (8), Tubby Smith (5), Dale Brown and Babe McCarthy (4), Ray Mears, C. M. Newton, Billy Donovan and Harry Rabenhorst (3) and Brady, Eddie Fogler, Rick Pitino, Nolan Richardson, Ray Skinner and John Mayer (2).

As far as Division championships, only four coaches -- Tubby Smith (7), Rick Pitino, Nolan Richardson and Billy Donovan (4) have won more division titles than John Brady.

## Brady Tied For 22nd On SEC All-Time Coaching List

Brady's 191 career wins at LSU has him listed tied as the 22nd winningest coach all-time in the Southeastern Conference as of the resumption of play Friday night ... Mississippi State coach Rick Stansbury is ahead of him with 193 wins with Brady tied with former Mississippi State coach Richard Williams next at 191 and Alabama's Mark Gottfried at 191 career wins entering the new year ... Brady needs six wins to move into the top 20 and it is conceivable that all three coaches (Stansbury, Brady and Gottfried) could crack the top 20 before the end of the season.



## NBA Playing With Five Former Tigers On Rosters

The National Basketball Association presently has five former LSU Tigers on its rosters:

**Brandon Bass -- 3rd yr -- Dallas Mavericks (first year after two with New Orleans)**  
**Glen Davis -- rookie year -- Boston Celtics (2nd round draft pick)**  
**Shaquille O'Neal -- 16th yr -- Miami Heat (third team to play with after Orlando, LA)**  
**Stromile Swift -- 8th year -- Memphis Grizzlies (drafted 3rd by Vancouver in 2000)**  
**Tyrus Thomas -- 2nd yr -- Chicago Bulls (4th pick 2006 by Portland, traded to Chicago)**

### Three-Point Shooting Notes

In the Arizona State (11/21) game, LSU's 33 attempts was just seven shy of the school record for attempts ... In fact, Marcus Thornton's 12 attempts in that game was the first time anyone had attempted more than 10 three-pointers in a game since Torris Bright in 2002 ... Against Oregon State (12/22), Thornton's six makes was the first time someone made at least six attempts since Antonio Hudson against Louisiana-Lafayette in November 2004.

For the season, LSU is averaging 7.2 treys a game and 34.2 percent (94-of-274) ... LSU hit 10 treys against Oregon State (12/22), the third time LSU was in double figures from the arc (11 vs. Oklahoma State 11/19; 12 vs. Arizona State, 11/21; and 10 versus Oregon State (12/22) ... For the season, opponents are making 6.0 a game and 31.0 percent (78-of-252).

### Rebounding

Rebounding has become a big issue as LSU has been out rebounded each of the last six games by a combined total of by a combined 62 boards:

**Villanova -4 (39/43)**  
**Northwestern State -14 (34/48)**  
**Wichita State -19 (31/50)**  
**Oregon State -10 (33/43)**  
**Washington -5 (33/38)**  
**Tulane -10 (30/40)**

The Wichita game was the first time an opponent has recorded 50 rebounds against LSU since the Wyoming game of Jan. 2001 ... The problem is most noticeable on the offensive boards where LSU was out rebounded 20-5 on the offensive glass by Northwestern State and 17-9 in the Wichita State game ... LSU has been out rebounded in nine of the 13 games this season.

In past years, LSU's out rebounding opponents has been a key component in LSU winning: 21-5 when having the most boards in 2006 and 16-6 a year ago ... The Tigers have won 156 of 186 games (83.9 percent) in the Brady era when out rebounding the opponent ... LSU has averaged more rebounds than the opponents in each of the first 10 seasons of the Brady era ... But right now the difference has swung to the opponents as far as rebound differential.

The Oregon State game marked just the 33rd time in 126 games in the John Brady era that LSU was able to win a game when out rebounded by the opposition

Through the first 13 games, LSU is averaging 35.8 boards a game, while giving up 38.8 rebounds a game.

LSU is -65 to the opponents in offensive rebounds with opponents having kept possessions alive 197 times, compared to 132 for the Tigers

### Free Throw Percentage

Other than the final eight minutes of the Villanova game when LSU was unable to convert in the clutch, the Tigers have continued to post good numbers at the free throw line ... The Tigers are now 176-of-239 or 73.6 percent, third in the league ... Last season, the Tigers hit 70 percent at the free throw line, making 403-of-572 free throws during the 32-game season ... It was just the second time in the Brady era that an LSU team made 70 percent of their free throws and just missed the top 10 for school all-time free throw percentage marks.

The other time the Tigers were over 70 percent was in Coach Brady's eighth year (2004-05) when LSU was 500-of-685 from the line or 73.0 percent ... Last year was the fewest free throw attempts of any team in the Brady era.

### Tall and Lean Tigers Blocking Shots

Well, the Tigers were tall and lean before Chris Johnson's broken hand earlier this week, but this has been a team that could block shots and Anthony Randolph is one of the league leaders.

The blocks have come easily at times but that also can be a double-edge sword as sometimes the blocks are coming from behind shooters driving to the goal after beating defenders to the goal ... But none-the-less, it is a good category number for the Tigers.

The Tigers blocked 14 shots at Villanova (12/6), just two shots off the school record of 16 set by the Shaquille O'Neal-Stanley Roberts team of 1990.

The Tigers cumulative total of blocks last year, 155, ranked sixth all-time at LSU as the Tigers averaged 4.8 blocks per game ... Through the first 13 games, LSU already has 99 blocks or 7.6 a game ... LSU is second in the league behind Mississippi State ... Nine players have blocked shots this year, led by the 36 of Anthony Randolph and the 27 of Chris Johnson.

LSU is on a pace right now to block almost 235 shots this season, right on pace for the

## SCORING BREAKDOWN

| CLASS      | PTS | PCT. |
|------------|-----|------|
| Freshmen   | 287 | 30.7 |
| Sophomores | 12  | 1.3  |
| Juniors    | 622 | 66.4 |
| Seniors    | 15  | 1.6  |

| SCORING  | PTS | PCT. |
|----------|-----|------|
| Starters | 770 | 82.3 |
| Bench    | 166 | 17.7 |

| POINTS IN PAINT | PTS | APG  |
|-----------------|-----|------|
| LSU             | 354 | 27.2 |
| Opponents       | 382 | 29.4 |

| POINTS OFF TO | PTS | APG  |
|---------------|-----|------|
| LSU           | 224 | 17.2 |
| Opponents     | 192 | 14.8 |

| BENCH SCORING | PTS | APG  |
|---------------|-----|------|
| LSU           | 166 | 12.8 |
| Opponents     | 259 | 19.9 |

| FT% LAST 5 MINUTES | PCT        |
|--------------------|------------|
| LSU                | 48-71 67.6 |
| Opponents          | 51-63 81.0 |

| FG% LAST 5 MINUTES | PCT         |
|--------------------|-------------|
| LSU                | 45-94 .479  |
| Opponents          | 40-104 .385 |

| 3FG% LAST 5 MINUTES | PCT        |
|---------------------|------------|
| LSU                 | 12-42 28.6 |
| Opponents           | 8-38 21.1  |

### W-L RECORDS OF STARTING LINEUPS (G, G, G, F, F), (G, G, C, F, F) or (G, G, C, G, F)

1-0 -- Temple, Martin, Thornton,  
Randolph, Mitchell

1-1 -- Martin, Thornton, Johnson,  
Randolph, Mitchell

5-5 -- Martin, Thornton, Johnson,  
Temple, Randolph

**LEADING SCORERS --** Thornton 8,  
Randolph 3, Johnson 1, Martin 1

**LEADING REBOUNDERS --** Randolph 7,  
Thornton 3, Johnson 2, Mitchell 1, Martin 1

**LEADING ASSISTS --** Temple 6, Martin 3,  
Mitchell 2, Spencer 2, Randolph 2, Thornton 2

**TOTAL DUNKS --** Randolph 21, Johnson  
15, Temple 2, Green 2, Thornton 1, Martin 1

**DOUBLE FIGURE SCORING GAMES --**  
Thornton 11, Randolph 10, Martin 9, Johnson  
8, Spencer 4, Mitchell 1, Temple 2

**DOUBLE DOUBLE --** Thornton 3, Randolph  
2, Mitchell 1, Johnson 1

### PLAYERS SCORING IN DOUBLE FIGURES BY GAME

| 1 | 2 | 3 | 4 | 5 | 6/more |
|---|---|---|---|---|--------|
| 3 | 2 | 8 |   |   |        |

## STREAKING

### Consecutive Games in Double Figures

Terry Martin 7  
Anthony Randolph 3

### Consecutive Games Without Fouling Out

Terry Martin 32  
Tasmin Mitchell 28  
Alex Farrer 23  
Garrett Temple 20  
Marcus Thornton 13  
Bo Spencer 13  
Garrett Green 10  
Dameon Mason 9  
Greg Terrebonne 8  
Chris Johnson 8  
Anthony Randolph 5

### Consecutive Gms. 3PT FG

Terry Martin 8  
Garrett Temple 1  
Bo Spencer 1

### Consecutive Games Scored in

Terry Martin 20  
Chris Johnson 14  
Anthony Randolph 13  
Marcus Thornton 11  
Garrett Temple 1  
Bo Spencer 1  
Dameon Mason 1

### Consecutive Games Started

Terry Martin 21  
Anthony Randolph 13  
Marcus Thornton 13  
Chris Johnson 12  
Garrett Temple 10

## IN NCAA STATISTICS

### Team (Through 12/16, Next Report 1/4)

|                      |         |      |
|----------------------|---------|------|
| Field Goal Pct:      | 48.4%   | 39th |
| Field Goal Pct. Def: | 37.6%   | 27th |
| Free Throw Pct:      | 73.1%   | 54th |
| Blocks               | 8.8 bpg | 3rd  |

### Individual

|                          |       |      |
|--------------------------|-------|------|
| Pts - Marcus Thornton    | 19.6  | 42nd |
| FG Pct - Marcus Thornton | 56.5% | 58th |
| FT Pct - Chris Johnson   | 92.0% | 15th |
| Blocks - A. Randolph     | 3.3   | 9th  |
| Chris Johnson            | 2.3   | 40th |

school record of 236 set by the 2005-06 team ... LSU needs just 21 blocks to crack the top 10 on the team single-season school block list at 120.

## Tigers Sign Four On First Day Of Fall Signing Period

The LSU Athletics Department announced on Wednesday that four student-athletes have signed national letters-of-intent with the LSU men's basketball team. Signing with the Tigers were:

**J'Mison Morgan - Dallas (Texas) South Oak Cliff High - 6-10 center**  
**Storm Warren - Monroe (La.) Richwood High School - 6-6 forward**  
**Delwan Graham - Dunwoody (Ga.) High School - 6-7 small forward**  
**Dennis Harris - Jonesboro (Ga.) Mundy's Mills High School - 6-10 combo forward**

Morgan is rated No. 23 in the country by Rivalshoops.com and 29th by Scoutshoops.com after averaging 13 points, nine rebounds and five blocks per game last season. He was the District 14-4A defensive MVP and was named first-team Class 4A All-State by the Texas Association of Basketball Coaches ... Warren, ranked the 31st best power forward in the country by Scoutshoops.com, averaged 22.3 points, 18.1 rebounds and nine blocks a contest last year for Richwood as the Rams advanced to the Class 3A state semifinals. He was a first team All-State selection by the Louisiana Sports Writers Association ... Delwan Graham, ranked 68th in the country by Scoutshoops.com, averaged 18.6 points per game and 11 rebounds in earning first team Class 3A All-State honors by the Georgia Coaches Association. Dunwoody was 27-4 last season after winning the state crown in Graham's sophomore season ... Harris' Mundy Mills team is 60-24 the last three seasons, with three consecutive playoff appearances, including a regional championship and a trip to the Class 5A state tournament in 2007. The 3-star Rivalshoops.com and Scoutshoops.com player averaged 19 points and 11 rebounds in earning an honorable mention All-Metro by the Atlanta Journal Constitution. He scored a 1300 on the SAT and carries a 3.7 GPA.

## SEC Tickets On Sale

Tickets for LSU's eight SEC games are now available online at [www.LSUsports.net](http://www.LSUsports.net) and at the LSU Athletics Ticket Office ... Tickets for the league games \$14 for adults and \$5 for youth (ages 3-12) ... Ticket packages for LSU men's basketball are now on sale as well including the 3-Game Pick 'em Pack in which a fan can choose tickets for any three LSU men's basketball games and that package starts at \$42. ... There will also be a Family 4-Pack in both sports this year that includes four game tickets, four Cokes and four Hot Dogs. The price of the 4-Pack for a game is \$50 for men's basketball.

Groups of 10 or more can also purchase discounted tickets by calling the LSU Athletics Department at 225-578-6659. Tickets are \$6 for groups at non-conference men's games and \$10 for SEC games.

## Next - LSU Opens SEC Play At Home Against Mississippi State

The Tigers open the 75th anniversary season of Southeastern Conference play on Wednesday night at the Pete Maravich Assembly Center against Mississippi State. The Tigers will play two home games on Wednesday and two on Saturdays on the road before the first of two open dates in the conference schedule. The game on Wednesday is not televised but will be available on the LSU Sports Radio Network, in the "GeauxZone at LSUsports.net and on the SEC channels of XM Radio.

## CAREER RECORDS

### **LSU ASSIST LEADERS**

|                    |              |     |
|--------------------|--------------|-----|
| 1. Kenny Higgs     | 1974-78      | 645 |
| 2. Ethan Martin    | 1977-81      | 638 |
| 3. Torris Bright   | 2000-03      | 544 |
| 4. Pete Maravich   | 1967-70      | 425 |
| 5. Derrick Taylor  | 81-82; 83-86 | 401 |
| 6. Mike Darnall    | 1972-75      | 399 |
| 7. Darrel Mitchell | 2002-06      | 367 |
| 8. Ricky Blanton   | 84-86; 87-89 | 314 |
| 9. Garrett Temple  | active       | 283 |

### **LSU STEAL LEADERS**

|                      |              |     |
|----------------------|--------------|-----|
| 1. Clarence Ceasar   | 1991-95      | 310 |
| 2. Ethan Martin      | 1977-81      | 279 |
| 3. Torris Bright     | 2000-03      | 246 |
| 4. Darrel Mitchell   | 2002-06      | 219 |
| 5. Derrick Taylor    | 81-82; 83-86 | 207 |
| 6. Jerry Reynolds    | 1982-85      | 194 |
| 7. Darryl Joe        | 1986-88      | 173 |
| 8. Jermaine Williams | 1998-02      | 154 |
| 9. Leonard Mitchell  | 1980-84      | 151 |
| 10. Vernel Singleton | 1988-92      | 136 |
| 10. Johnny Jones     | 1980-84      | 136 |
| --                   |              |     |
| xx. Garrett Temple   | active       | 107 |

### **LSU BLOCK LEADERS**

|                     |         |     |
|---------------------|---------|-----|
| 1. Shaquille O'Neal | 1989-92 | 412 |
| 2. Stromile Swift   | 1998-00 | 130 |
| 3. Glen Davis       | 2004-07 | 110 |
| 4. Brandon Bass     | 2003-05 | 104 |
| 5. Jose Vargas      | 1984-88 | 100 |
| 6. Tyrus Thomas     | 2005-06 | 99  |
| 7. Lionel Green     | 1975-79 | 94  |
| 8. Jaime Lloreda    | 2002-04 | 89  |
| 9. Leonard Mitchell | 1980-84 | 82  |
| 10. Garrett Temple  | active  | 79  |

## 20-POINT GAMES

27-Marcus Thornton, vs. SE La. (11/12)

24-Anthony Randolph, vs. Southern  
(11/30)

24-Marcus Thornton, vs. Nicholls (11/28)

24-Marcus Thornton vs. McNeese (11/14)

22-Marcus Thornton vs. NW State (12/15)

22-Marcus Thornton vs Southern (11/30)

21-Anthony Randolph, vs. Nicholls  
(11/28)

21-Anthony Randolph, vs. Arizona State  
(11/30)

20-Marcus Thornton, vs. Ore. St. (12/22)

20-Chris Johnson, vs. Southern (11/30)

20-Marcus Thornton vs. Okla St. (11/19)

# The Last Time LSU ...

## ALL GAMES

### Scoring

|                           |  |
|---------------------------|--|
| Less Than 50 points ..... | 47 -- at Wichita State (47-67), 12/19/07     |
| 50-59 points .....        | 56 -- at Georgia (56-50), 2/17/07            |
| 60-69 points .....        | 63 -- at Tulane (63-68), 1/2/08              |
| 70-79 points .....        | 78 -- vs. Chaminade (78-72), 11/20/07        |
| 80-89 points .....        | 82 -- vs. Northwestern St. (82-58), 12/15/07 |
| 90-99 points .....        | 92 -- vs. Miss. Valley (92-58), 12/28/06     |
| 100 or more points .....  | 104 -- vs. Nicholls State (104-57), 11/21/05 |

### Opponents Scoring

|                           |  |
|---------------------------|--|
| Less than 50 points ..... | 45 -- by Southern (45-88), 11/30/07          |
| 50-59 points .....        | 58 -- by Northwestern St., (58-82), 12/15/07 |
| 60-69 points .....        | 68 -- by Tulane (68-63), 1/2/08              |
| 70-79 points .....        | 73 -- by Washington (73-65), 12/29/07        |
| 80-89 points .....        | 87 -- by Arizona State (87-84), 11/21/07     |
| 90-99 points .....        | 96 -- by Arkansas (75-96), 1-26-00           |
| 100 or more points .....  | 101 -- by Ohio State (101-113), 1-15-05      |

### Field Goal Percentage

|                                |  |
|--------------------------------|--|
| Shot 20-29 percent .....       | 27.9 -- vs. Ole Miss (12-43), 2-7-01       |
| Shot 30-39 percent .....       | 35.1 -- vs. Oregon State (20-57), 12/22/07 |
| Shot 40-49 percent .....       | 40.8 -- at Tulane (23-57), 1/2/08          |
| Shot 50-59 percent .....       | 53.8 -- vs. Southern (35-65), 11/30/07     |
| Shot 60-69 percent .....       | 60.9 -- vs. Ole Miss (28-46), 2/14/07      |
| Shot 70 percent or above ..... | 70.3 -- vs. Centenary (45-64), 1-15-03     |

### Opponents Field Goal Percentage

|                          |   |
|--------------------------|---|
| Shot 20-29 percent ..... | 24.6 -- by Southern (16-65), 11/30/07         |
| Shot 30-39 percent ..... | 31.0 -- by Northwestern St. (22-71), 12/15/07 |
| Shot 40-49 percent ..... | 40.4 -- by Tulane (23-57), 1/2/08             |
| Shot 50-59 percent ..... | 50.0 -- by Arizona State (31-62), 11/21/07    |
| Shot 60-69 percent ..... | 60.0 -- by W. Va. (33-55), 11-27-04           |

### Three-Point FG Percentage

|                                 |  |
|---------------------------------|--|
| Shot less than 10 percent ..... | 0.0 -- vs. UCLA (NCAA FF) (0-6), 4/1/06    |
| Shot 10-19 percent .....        | 19.0 -- vs. Wichita State (4-21), 12/19/07 |
| Shot 20-29 percent .....        | 23.1 -- vs. Washington (3-13), 12/29/07    |
| Shot 30-39 percent .....        | 34.8 -- at Tulane (8-23), 1/2/08           |
| Shot 40-49 percent .....        | 43.5 -- vs. Oregon State (10-23), 12/22/07 |
| Shot 50-59 percent .....        | 57.1 -- at Ole Miss (4-7), 2/14/07         |
| Shot 60 percent or more .....   | 63.6 -- vs. Georgia (7-11), 1/25/06        |

### Opponents Three-Point FG Percentage

|                                 |  |
|---------------------------------|--|
| Shot less than 10 percent ..... | 7.1 -- by Georgia (1-14), 1/25/06          |
| Shot 10-19 percent .....        | 10.5 -- by Wichita State (2-19), 12/19/07  |
| Shot 20-29 percent .....        | 25.0 -- by Washington (3-12), 12/29/07     |
| Shot 30-39 percent .....        | 33.3 -- by Oregon State (6-18), 12/22/07   |
| Shot 40-49 percent .....        | 41.7 -- by Tulane (5-12), 1/2/08           |
| Shot 50-59 percent .....        | 52.2 -- by McNeese State (12-23), 11/14/07 |
| Shot 60 percent or more .....   | 61.5 -- by Washington (8-13), 12/20/06     |

### Free Throw Percentage

|                                 |  |
|---------------------------------|--|
| Shot less than 50 percent ..... | 46.4 -- vs. UCLA (NCAAFF), (13-28), 4/1/06 |
| Shot 50-59 percent .....        | 53.3 -- at Villanova (16-25), 12/6/07      |
| Shot 60-69 percent .....        | 64.3 -- at Tulane (9-14), 1/2/08           |
| Shot 70-79 percent .....        | 77.3 -- vs. Oregon State (17-22), 12/22/07 |
| Shot 80-89 percent .....        | 83.3 -- vs. Washington (10-12), 12/29/07   |
| Shot 90-99 percent .....        | 93.5 -- vs. Ohio State (29-31), 1-15-05    |
| Shot 100 percent .....          | 100.0 -- vs. Alabama (9-9), 1/31/07        |

### Rebounds

|                               |                                      |
|-------------------------------|--------------------------------------|
| Had 20-29 rebounds .....      | 29 -- vs. Southeastern La., 11/12/07 |
| Had 30-39 rebounds .....      | 30 -- at Tulane, 1/2/08              |
| Had 40-49 rebounds .....      | 41 -- vs. Chaminade, 11/20/07        |
| Had 50-59 rebounds .....      | 52 -- vs. Southern, 11/30/07         |
| Had 60 or more rebounds ..... | 60 -- vs. Troy State, 12-22-98       |

### Opponent Rebounds

|                             |                                  |
|-----------------------------|----------------------------------|
| Less than 20 rebounds ..... | 19 -- by South Carolina, 1-12-05 |
| 20-29 rebounds .....        | 28 -- by Nicholls, 11/28/07      |
| 30-39 rebounds .....        | 39 -- by Washington, 12/29/07    |
| 40-49 rebounds .....        | 40 -- by Tulane, 1/2/08          |
| 50-59 rebounds .....        | 50 -- by Wichita State, 12/19/07 |

### Assists

|                           |                                     |
|---------------------------|-------------------------------------|
| Less than 5 assists ..... | 4 -- vs. UCLA (NCAAFF), 4/1/06      |
| 5-10 assists .....        | 9 -- vs. Washington, 12/29/07       |
| 11-15 assists .....       | 12 -- at Tulane, 1/2/08             |
| 16-20 assists .....       | 17 -- at Northwestern St., 12/15/07 |
| 21-25 assists .....       | 21 -- vs. Miss. Valley, 12/28/06    |
| 26-30 assists .....       | 26 -- vs. ULM, 11/19/06             |
| 31 or more assists .....  | 33 -- vs. Georgia State, 12-28-94   |

### Opponent Assists

|                           |                                 |
|---------------------------|---------------------------------|
| Less than 5 assists ..... | 4 -- by Southern, 11/30/07      |
| 5-10 assists .....        | 10 -- by Villanova, 12/6/07     |
| 11-15 assists .....       | 14 -- by Tulane, 1/2/08         |
| 16-20 assists .....       | 17 -- by Auburn, 2/28/07        |
| 21-25 assists .....       | 21 -- by Tennessee, 1-6-99      |
| 26-30 assists .....       | 28 -- by Fresno State, 11-26-99 |
| 31 or more assists .....  | 33 -- by Kentucky, 1-16-96      |

### Blocks

|                         |                                  |
|-------------------------|----------------------------------|
| 0 blocks .....          | 0 -- vs. South Carolina, 1-12-05 |
| 1-5 blocks .....        | 5 -- at Tulane, 1/2/08           |
| 6-10 blocks .....       | 6 -- vs. Oregon State, 12/22/07  |
| 11-15 blocks .....      | 14 -- at Villanova, 12/6/07      |
| 16 or more blocks ..... | 16 -- vs. Texas, 1-2-90          |

### Opponent Blocks

|                    |                            |
|--------------------|----------------------------|
| 0 blocks .....     | 0 -- by Nicholls, 11/28/07 |
| 1-5 blocks .....   | 5 -- by Tulane, 1/2/08     |
| 6-10 blocks .....  | 6 -- by Arkansas, 2/10/07  |
| 11-15 blocks ..... | 11 -- by UConn, 1/7/06     |

### Steals

|                         |  |
|-------------------------|--|
| 0 steals .....          | 0 -- vs. Georgia Tech, 3-17-90         |
| 1-5 steals .....        | 5 -- at Tulane, 1/2/07                 |
| 6-10 steals .....       | 7 -- vs. Washington, 12/29/07          |
| 11-15 steals .....      | 12 -- vs. Northwestern State, 12/15/07 |
| 16 or more steals ..... | 22 -- vs. Arkansas, 2-17-01            |

### Opponent Steals

|                         |                                 |
|-------------------------|---------------------------------|
| 0 steals .....          | 0 -- by Florida, 2/19/05        |
| 1-5 steals .....        | 5 -- by Tulane, 1/2/08          |
| 6-10 steals .....       | 7 -- by Wichita State, 12/19/07 |
| 11-15 steals .....      | 11 -- by Washington, 12/29/07   |
| 16 or more steals ..... | 16 -- by Miami (Fla.), 12-27-01 |

# The Last Time An LSU Player...

## ALL GAMES

|   |    |  |
|---|----|--|
| Scored 20-24 points .....                               | 20 | Marcus Thornton, vs. Oregon State, 12/22/07  |
| Scored 25-29 points .....                               | 27 | Marcus Thornton, vs. Southeastern La., 11/12/07  |
| Scored 30-34 points .....                               | 32 | Darrel Mitchell, vs. Ohio State, 1-15-05   |
| Scored 35-39 points .....                               | 35 | Maurice Carter, vs. Arkansas, 1-2-99   |
| Scored 40-45 points .....                               | 40 | Ronnie Henderson, vs. Alabama, 2-11-95   |
| Scored 45-49 points .....                               | 46 | Chris Jackson, vs. Vanderbilt, 2-18-90   |
| Scored 50-54 points .....                               | 51 | Chris Jackson, vs. Texas, 1-2-90   |
| Scored 55-59 points .....                               | 55 | Chris Jackson, vs. Ole Miss, 3-4-89  |
| Scored 60 or more.....                                  | 64 | Pete Maravich, vs. Kentucky, 2-21-70   |
| Scored double figures in 5 straight games.....          | 7  | Terry Martin, 11/30/07 to 1/2/08   |
| Scored double figures in 10 straight games.....         | 10 | Tasmin Mitchell 1/3/107 to 3/3/07  |
| Scored double figures in 15 straight games.....         | 48 | Glen Davis, 3/5/05 to 12/17/06   |
| Scored double figures in 20 straight games.....         | 48 | Glen Davis, 3/5/05 to 12/17/06   |
| Scored double figures in 25 straight games.....         | 48 | Glen Davis, 3/5/05 to 12/17/06   |
| Scored double figures in 30 straight games.....         | 48 | Glen Davis, 3/5/05 to 12/17/06   |
| Scored double figures in 35 straight games.....         | 48 | Glen Davis, 3/5/05 to 12/17/06   |
| Scored double figures in 40 straight games.....         | 48 | Glen Davis, 3/5/05 to 12/17/06   |
| Scored double figures in 45 or more straight game ..... | 48 | Glen Davis, 3/5/05 to 12/17/06   |
| Scored 20 points or more in 2 straight games .....      | 2  | Marcus Thornton, 24 vs. Nicholls State (11/28/07); 22 vs. Southern (11/30/07)  |
| Scored 20 points or more in 3 straight games .....      | 3  | Marcus Thornton, 27 vs. Southeastern Louisiana (11/12/07); 24 vs. McNeese (11/14/07); 20 vs. Oklahoma State (11/19/07) |
| Scored 20 points or more in 4 straight games .....      | 4  | Glen Davis, 20 at Tulane, 12/2/06; 24 vs. Texas A&M, 12/5/06; 21 vs. Texas, 12/10/06; 22 at Oregon State, 12/17/06     |
| Scored 20 points or more in 5 straight games .....      |    |  |
| Scored 30 points or more in consecutive games.....      | 3  | Ronnie Henderson, 40 vs. Alabama, 2-11-95; 30 vs. Ole Miss, 2-15-95; 33 vs. Georgia, 2-18-95                           |
| Made 10-14 field goals in a game.....                   | 10 | Anthony Randolph, vs. Southern, 11-30-07   |
| Made 15 or more field goals in a game .....             | 18 | Shaquille O'Neal, vs. Northern Arizona, 12-28-91   |
| Attempted 15-19 field goals in a game .....             | 17 | Terry Martin, at Tulane, 1/2/08  |
| Attempted 20-24 field goals in a game .....             | 20 | Tasmin Mitchell, at Auburn, 2/28/07  |
| Attempted 25-29 field goals in a game .....             | 25 | Ronnie Henderson, vs. Nicholls State, 1-23-96  |
| Attempted 30 or more field goals in a game .....        | 34 | Ronnie Henderson, vs. Oklahoma State, 12-20-94   |
| Made 5 three pointers in a game .....                   | 5  | Terry Martin, vs. Auburn, 1/13/07  |
| Made 6-9 three pointers in a game.....                  | 6  | Marcus Thornton, vs. Oregon State, 12/22/07  |
| Made 10 or more three pointers in a game .....          | 10 | Chris Jackson, vs. Tennessee, 2-10-90  |
| Attempted 7 three pointers in a game .....              | 7  | Marcus Thornton, vs. Southern, 11/30/07  |
| Attempted 8-10 three pointers in a game .....           | 9  | Terry Martin, at Tulane, 1/2/08  |
| Attempted 11 or more three pointers in a game .....     | 11 | Terry Martin, vs. Oregon State, 12/22/07   |
| Had 10-14 rebounds .....                                | 12 | Marcus Thornton, Wichita State, 12/19/07   |
| Had 15-19 rebounds .....                                | 15 | Glen Davis, vs. Tennessee (SECT), 3/8/07   |
| Had 20 or more rebounds.....                            | 21 | Jaime Lloreda, vs. McNeese State, 11-24-03   |

# The Last Time An LSU Player..

## ALL GAMES

|   |    |  |
|---|----|--|
| Had 10 or more rebounds in 2 straight games .....     | 2  | Glen Davis, 18 vs. Arkansas, 2/10/07; 10 at Ole Miss, 2/14/07  |
| Had 10 or more rebounds in 3 straight games .....     | 3  | Glen Davis, 13 at Tennessee, 2/7/07; 18 vs. Arkansas, 2/10/07; 10 at Ole Miss, 2/14/07   |
| Had 10 or more rebounds in 4 straight games .....     | 4  | Glen Davis, 10 at Miss. State, 2/3/07; 13 at Tennessee, 2/7/07; 18 vs. Arkansas, 2/10/07; 11 vs. Ole Miss, 2/14/07   |
| Had 10 or more rebounds in 5 straight games .....     | 5  | Glen Davis, 13 vs. Miss. State, 2/15/06; 11 at Auburn, 2/18/06; 11 at Vandy, 2/22/06; 15 vs. Kentucky, 2/25/06, 10 vs. S. Carolina, 2/28/06  |
| Had 10 or more rebounds in 6 or more games .....      | 8  | Glen Davis, 11 at Alabama, 2/4/06; 16 vs. Arkansas, 2/8/06; 15 at Florida, 2/11/06; 13 vs. Miss. State, 2/15/06; 11 at Auburn, 2/18/06; 11 at Vandy, 2/22/06; 15 vs. Kentucky, 2/25/06; 10 at S. Carolina, 2/28/06 |
| Had 9 offensive rebounds in a game .....              | 9  | Glen Davis, vs. Tennessee (SECT), 3/8/07   |
| Had 10 defensive rebounds in a game.....              | 10 | Marcus Thornton, at Villanova, 12/6/07   |
| Had 5-7 assists .....                                 | 5  | Garrett Temple, vs. Washington, 12/29/07   |
| Had 8-10 assists .....                                | 8  | Darrel Mitchell, vs. Kentucky, 2/25/06   |
| Had 11-15 assists .....                               | 12 | Torris Bright, vs. McNeese State, 12-7-02  |
| Had 16 or more assists .....                          | 18 | Randy Livingston, vs. George Mason, 12-3-94  |
| Had 3-5 blocks in a game .....                        | 3  | Anthony Randolph, at Tulane, 1/2/08  |
| Had 6-8 blocks in a game .....                        | 6  | Chris Johnson, vs. McNeese State, 11/14/07   |
| Had 9-10 blocks in a game .....                       | 9  | Tyrus Thomas, vs. Tennessee, 1/14/06   |
| Had 11 or more blocks in a game .....                 | 11 | Stromile Swift, vs. Alabama, 2-10-99   |
| Had 3-5 steals in a game .....                        | 3  | Anthony Randolph, vs. Washington, 12/29/07   |
| Had 6-7 steals in a game .....                        | 6  | Darrel Mitchell, vs. McNeese State, 12/10/05   |
| Had 8-9 steals in a game .....                        | 8  | Clarence Ceasar, vs. Auburn, 1-8-94  |
| Had 10 or more steals in a game .....                 | 10 | Shawn Griggs, vs. Tennessee, 2-23-91   |
| Had a double-double.....                              |    | Marcus Thornton, at Villanova, 15 pts-13 reb, 12/6/07  |
| Had a double-double in 2 straight games .....         |    | Glen Davis, vs. Arkansas, 19 pts-18 reb., 2/1/07; at Ole Miss, 26 pts-11 reb., 2/14/07   |
| Had a double-double in 3 or more straight games ..... | 3  | Glen Davis, vs. Louisiana Tech, 23 pts-14 reb., 12/23/06; vs. Wright State, 26 pts-12 reb., 12/27/06; vs. Miss. Valley, 19 pts-13 reb., 12/28/06   |
| Had a triple-double .....                             |    | Shaquille O'Neal, 26 pts-13 reb-11 blks, vs. BYU, 3-19-92  |
| Played 40 minutes in a game .....                     | 40 | Garrett Temple, vs. Oregon State, 12/22/07   |
| .....   | 40 | Terry Martin, vs. Oregon State, 12/22/07   |
| Played 41-49 minutes in a game.....                   | 42 | Garrett Temple, vs. Tennessee (SECT), 3/8/07   |
| Played 50 or more minutes in a game .....             | 54 | Maurice Carter, vs. Alabama, 2-10-99   |

# Previous Game Boxscores

## Game 1 -- LSU 72, Southeastern Louisiana 62 11/12/07 7:00 pm at Maravich Center (Baton Rouge, LA)

| Southeastern Louisiana 1-1 |       |       |      |     |    |    |   |    |     |   |     |
|----------------------------|-------|-------|------|-----|----|----|---|----|-----|---|-----|
| Player                     | fg-a  | 3fg-a | ft-a | reb | pf | tp | a | to | blk | s | min |
| Span, Warrell, f           | 6-13  | 0-1   | 2-2  | 4   | 3  | 14 | 1 | 1  | 0   | 1 | 27  |
| Green, Keyvn, f            | 4-14  | 1-5   | 0-0  | 4   | 3  | 9  | 0 | 2  | 0   | 0 | 30  |
| Nance, Tavaris, f          | 4-9   | 0-2   | 3-6  | 3   | 5  | 11 | 4 | 1  | 0   | 3 | 35  |
| Sullivan, Patrick, c       | 5-10  | 0-0   | 0-2  | 14  | 3  | 10 | 1 | 6  | 1   | 0 | 29  |
| Nicks, Dekyron, g          | 3-8   | 2-6   | 3-4  | 1   | 4  | 11 | 0 | 1  | 0   | 2 | 37  |
| Dunbar, Jeremy             | 2-4   | 1-3   | 0-0  | 0   | 0  | 5  | 0 | 1  | 0   | 0 | 16  |
| Arnold, Daryl              | 1-3   | 0-2   | 0-0  | 3   | 0  | 2  | 0 | 1  | 0   | 0 | 12  |
| Ndoumba, David             | 0-2   | 0-0   | 0-0  | 7   | 2  | 0  | 0 | 1  | 0   | 0 | 11  |
| Austin, Howard             | 0-0   | 0-0   | 0-0  | 0   | 0  | 0  | 0 | 1  | 0   | 0 | 3   |
| TEAM                       |       |       |      | 2   |    |    |   | 1  |     |   |     |
| Totals.....                | 25-63 | 4-19  | 8-14 | 38  | 20 | 62 | 6 | 16 | 1   | 7 | 200 |

|                  |                              |                              |                    |             |
|------------------|------------------------------|------------------------------|--------------------|-------------|
| <b>TOTAL FG%</b> | <b>1st Half: 12-37 32.4%</b> | <b>2nd Half: 13-26 50.0%</b> | <b>Game: 39.7%</b> | <b>DB</b>   |
| <b>3-Pt. FG%</b> | <b>1st Half: 2-8 25.0%</b>   | <b>2nd Half: 2-11 18.2%</b>  | <b>Game: 21.1%</b> | <b>REB.</b> |
| <b>F Throw %</b> | <b>1st Half: 4-8 50.0%</b>   | <b>2nd Half: 4-6 66.7%</b>   | <b>Game: 57.1%</b> | <b>4</b>    |

| LSU 1-0             |       |       |       |     |    |    |    |    |     |    |     |
|---------------------|-------|-------|-------|-----|----|----|----|----|-----|----|-----|
| Player              | fg-a  | 3fg-a | ft-a  | reb | pf | tp | a  | to | blk | s  | min |
| Mitchell, Tasmin, f | 3-6   | 0-1   | 0-0   | 2   | 4  | 6  | 3  | 3  | 1   | 2  | 24  |
| Randolph, A., f     | 7-11  | 1-2   | 4-6   | 13  | 2  | 19 | 2  | 2  | 6   | 4  | 33  |
| Thornton, M. g      | 8-14  | 4-7   | 7-9   | 2   | 0  | 27 | 2  | 2  | 0   | 2  | 34  |
| Martin, Terry, g    | 2-7   | 0-2   | 2-2   | 4   | 3  | 6  | 3  | 2  | 0   | 1  | 31  |
| Temple, Garrett, g  | 0-1   | 0-1   | 0-2   | 1   | 3  | 0  | 1  | 2  | 0   | 0  | 29  |
| Mason, Dameon       | 2-5   | 0-0   | 1-1   | 1   | 1  | 5  | 0  | 1  | 0   | 0  | 15  |
| Spencer, Bo         | 3-3   | 1-1   | 0-0   | 1   | 1  | 7  | 2  | 2  | 0   | 1  | 21  |
| Johnson, Chris      | 1-4   | 0-2   | 0-0   | 2   | 0  | 2  | 0  | 0  | 1   | 1  | 13  |
| TEAM                |       |       |       | 3   |    |    |    | 1  |     |    |     |
| Totals.....         | 26-51 | 6-16  | 14-20 | 29  | 15 | 72 | 13 | 14 | 8   | 11 | 200 |

|                  |                              |                              |                    |             |
|------------------|------------------------------|------------------------------|--------------------|-------------|
| <b>TOTAL FG%</b> | <b>1st Half: 12-27 44.4%</b> | <b>2nd Half: 14-24 58.3%</b> | <b>Game: 51.0%</b> | <b>DB</b>   |
| <b>3-Pt. FG%</b> | <b>1st Half: 3-9 33.3%</b>   | <b>2nd Half: 3-7 42.9%</b>   | <b>Game: 37.5%</b> | <b>REB.</b> |
| <b>F Throw %</b> | <b>1st Half: 3-3 100%</b>    | <b>2nd Half: 11-17 64.7%</b> | <b>Game: 70.0%</b> | <b>4</b>    |

Officials: Ed Corbett, Bert Smith, Michael Stephens  
 Technical fouls: Southeastern Louisiana-None. LSU-TEAM.  
 Attendance: 8171

| Score by Periods       | 1st | 2nd | Total |
|------------------------|-----|-----|-------|
| Southeastern Louisiana | 30  | 32  | 62    |
| LSU                    | 30  | 42  | 72    |

## Game 2 -- LSU 76, McNeese State 72 11/14/07 7:00 pm at Maravich Center (Baton Rouge, LA)

| McNeese State 0-2  |       |       |      |     |    |    |    |    |     |   |     |
|--------------------|-------|-------|------|-----|----|----|----|----|-----|---|-----|
| Player             | fg-a  | 3fg-a | ft-a | reb | pf | tp | a  | to | blk | s | min |
| Lawrence, Rorey, f | 2-7   | 1-4   | 0-0  | 4   | 2  | 5  | 2  | 3  | 1   | 4 | 34  |
| Bradley, Jarvis, f | 4-8   | 0-0   | 0-0  | 3   | 5  | 8  | 0  | 2  | 0   | 0 | 25  |
| Penn, Kleon, f     | 3-5   | 0-0   | 0-0  | 3   | 2  | 6  | 1  | 0  | 4   | 2 | 25  |
| Pichon, John, f    | 3-9   | 1-2   | 0-0  | 6   | 5  | 7  | 2  | 3  | 0   | 0 | 21  |
| Ford, John, g      | 8-13  | 5-6   | 0-0  | 3   | 2  | 21 | 5  | 1  | 0   | 0 | 37  |
| Kapelan, Diego     | 5-13  | 5-10  | 0-0  | 3   | 0  | 15 | 0  | 0  | 0   | 0 | 25  |
| Martin, Stephan    | 0-1   | 0-0   | 0-0  | 1   | 0  | 0  | 0  | 0  | 0   | 0 | 3   |
| Collins, C.J.      | 0-0   | 0-0   | 0-0  | 0   | 1  | 0  | 0  | 0  | 0   | 0 | 4   |
| Wardell, Aldryan   | 3-6   | 0-0   | 4-4  | 4   | 5  | 10 | 0  | 4  | 0   | 1 | 21  |
| Robinson, Anthony  | 0-1   | 0-1   | 0-0  | 0   | 0  | 0  | 0  | 0  | 0   | 0 | 2   |
| Alawoya, P.J.      | 1-1   | 0-0   | 0-0  | 1   | 0  | 2  | 0  | 0  | 0   | 0 | 3   |
| David, Preston     | 0-0   | 0-0   | 0-0  | 0   | 0  | 0  | 0  | 0  | 0   | 0 | 0+  |
| TEAM               |       |       |      | 3   |    |    |    | 1  |     |   |     |
| Totals.....        | 29-64 | 12-23 | 4-6  | 31  | 22 | 74 | 10 | 14 | 5   | 7 | 200 |

|                  |                              |                              |                    |             |
|------------------|------------------------------|------------------------------|--------------------|-------------|
| <b>TOTAL FG%</b> | <b>1st Half: 12-31 38.7%</b> | <b>2nd Half: 17-33 51.5%</b> | <b>Game: 45.3%</b> | <b>DB</b>   |
| <b>3-Pt. FG%</b> | <b>1st Half: 6-12 50.0%</b>  | <b>2nd Half: 6-11 54.5%</b>  | <b>Game: 52.2%</b> | <b>REB.</b> |
| <b>F Throw %</b> | <b>1st Half: 2-4 50.0%</b>   | <b>2nd Half: 2-2 100%</b>    | <b>Game: 66.7%</b> | <b>1</b>    |

| LSU 2-0             |       |       |       |     |    |    |    |    |     |   |     |
|---------------------|-------|-------|-------|-----|----|----|----|----|-----|---|-----|
| Player              | fg-a  | 3fg-a | ft-a  | reb | pf | tp | a  | to | blk | s | min |
| Mitchell, Tasmin, f | 4-13  | 0-4   | 8-10  | 14  | 2  | 16 | 3  | 4  | 0   | 4 | 36  |
| Randolph, A. f      | 5-9   | 0-1   | 2-4   | 7   | 3  | 12 | 3  | 2  | 1   | 2 | 29  |
| Johnson, Chris c    | 2-4   | 0-1   | 0-0   | 3   | 3  | 4  | 1  | 2  | 6   | 0 | 26  |
| Thornton, M. g      | 8-16  | 2-8   | 6-7   | 3   | 1  | 24 | 2  | 3  | 1   | 1 | 37  |
| Martin, Terry g     | 5-10  | 1-3   | 0-2   | 5   | 0  | 11 | 2  | 2  | 1   | 1 | 30  |
| Spencer, Bo         | 0-0   | 0-0   | 2-2   | 1   | 0  | 2  | 0  | 1  | 0   | 0 | 12  |
| Temple, Garrett     | 3-4   | 0-1   | 3-4   | 2   | 2  | 9  | 2  | 0  | 2   | 1 | 30  |
| TEAM                |       |       |       | 3   |    |    |    |    |     |   |     |
| Totals.....         | 27-56 | 3-18  | 21-29 | 38  | 11 | 78 | 13 | 14 | 11  | 9 | 200 |

|                  |                              |                              |                    |             |
|------------------|------------------------------|------------------------------|--------------------|-------------|
| <b>TOTAL FG%</b> | <b>1st Half: 11-25 44.0%</b> | <b>2nd Half: 16-31 51.6%</b> | <b>Game: 48.2%</b> | <b>DB</b>   |
| <b>3-Pt. FG%</b> | <b>1st Half: 0-8 0.0%</b>    | <b>2nd Half: 3-10 30.0%</b>  | <b>Game: 16.7%</b> | <b>REB.</b> |
| <b>F Throw %</b> | <b>1st Half: 10-12 83.3%</b> | <b>2nd Half: 11-17 64.7%</b> | <b>Game: 72.4%</b> | <b>4</b>    |

Officials: Tony Greene, Bruce Benedict, Antinio Petty  
 Technical fouls: McNeese State-Bradley, Jarvis. LSU-Mitchell, Tasmin.  
 Attendance: 7891

| Score by Periods | 1st | 2nd | Total |
|------------------|-----|-----|-------|
| McNeese State    | 32  | 42  | 74    |
| LSU              | 32  | 46  | 78    |

## Game 3 -- Oklahoma State 83, LSU 77 (First-Round EA Sports Maui Invitational) 11-19-07 12 p.m. at Lahaina Civic Center, Maui, Hawaii

| LSU 2-1            |       |       |       |     |    |    |    |    |     |   |     |
|--------------------|-------|-------|-------|-----|----|----|----|----|-----|---|-----|
| Player             | fg-a  | 3fg-a | ft-a  | reb | pf | tp | a  | to | blk | s | min |
| Mitchell, Tasmin f | 0-2   | 0-0   | 0-0   | 1   | 2  | 0  | 0  | 2  | 0   | 1 | 6   |
| Randolph, A. f     | 2-5   | 0-1   | 1-2   | 5   | 4  | 5  | 2  | 5  | 3   | 0 | 26  |
| Johnson, Chris, c  | 8-9   | 3-4   | 0-0   | 5   | 2  | 19 | 1  | 7  | 0   | 0 | 37  |
| Thornton, M. g     | 6-14  | 2-6   | 6-6   | 3   | 3  | 20 | 1  | 0  | 1   | 1 | 31  |
| Martin, Terry, g   | 2-9   | 1-6   | 0-0   | 6   | 3  | 5  | 0  | 2  | 0   | 0 | 24  |
| Spencer, Bo        | 3-6   | 2-3   | 2-2   | 1   | 2  | 10 | 4  | 4  | 0   | 1 | 25  |
| Temple, Garrett    | 4-7   | 3-5   | 6-6   | 3   | 4  | 17 | 5  | 4  | 1   | 1 | 34  |
| Green, Garrett     | 0-1   | 0-0   | 1-2   | 2   | 5  | 1  | 1  | 2  | 2   | 1 | 17  |
| TEAM               |       |       |       | 5   |    |    |    |    |     |   |     |
| Totals.....        | 25-53 | 11-25 | 16-18 | 31  | 25 | 77 | 14 | 26 | 7   | 5 | 200 |

|                  |                             |                              |                    |            |
|------------------|-----------------------------|------------------------------|--------------------|------------|
| <b>TOTAL FG%</b> | <b>1st Half: 7-23 30.4%</b> | <b>2nd Half: 18-30 60.0%</b> | <b>Game: 47.2%</b> | <b>DB</b>  |
| <b>3-Pt. FG%</b> | <b>1st Half: 3-10 30.0%</b> | <b>2nd Half: 8-15 53.3%</b>  | <b>Game: 44.0%</b> | <b>REB</b> |
| <b>F Throw %</b> | <b>1st Half: 7-8 87.5%</b>  | <b>2nd Half: 9-10 90.0%</b>  | <b>Game: 88.9%</b> | <b>0</b>   |

| OKLAHOMA STATE 2-1 |       |       |       |     |    |    |    |    |     |    |     |
|--------------------|-------|-------|-------|-----|----|----|----|----|-----|----|-----|
| Player             | fg-a  | 3fg-a | ft-a  | reb | pf | tp | a  | to | blk | s  | min |
| Dove, Marcus f     | 5-9   | 2-3   | 0-0   | 5   | 3  | 12 | 2  | 2  | 1   | 1  | 39  |
| Thomas, I. f       | 6-9   | 2-3   | 1-1   | 3   | 5  | 15 | 0  | 4  | 1   | 1  | 22  |
| Harris, Terrel f   | 6-11  | 3-4   | 9-10  | 7   | 2  | 24 | 1  | 1  | 0   | 4  | 36  |
| Muonelo, Obi, g    | 1-5   | 0-3   | 0-0   | 2   | 2  | 4  | 6  | 0  | 3   | 29 |     |
| Anderson, James g  | 8-16  | 2-7   | 7-9   | 3   | 1  | 25 | 2  | 1  | 1   | 2  | 35  |
| Eaton, Byron       | 0-2   | 0-0   | 2-2   | 3   | 4  | 2  | 3  | 3  | 0   | 1  | 17  |
| Brown, Anthony     | 1-3   | 0-0   | 0-0   | 3   | 4  | 2  | 0  | 0  | 0   | 0  | 10  |
| Adams, Martavius   | 0-3   | 0-0   | 0-0   | 2   | 0  | 0  | 0  | 0  | 0   | 0  | 8   |
| Sidorakis, Nick    | 0-0   | 0-0   | 0-0   | 0   | 0  | 0  | 0  | 1  | 0   | 0  | 3   |
| Moses, Marshall    | 0-0   | 0-0   | 1-2   | 1   | 0  | 1  | 0  | 0  | 0   | 0  | 1   |
| TEAM               |       |       |       | 3   |    |    |    |    |     |    |     |
| Totals.....        | 27-58 | 9-20  | 20-24 | 32  | 21 | 83 | 12 | 18 | 3   | 12 | 200 |

|                  |                              |                              |                    |              |
|------------------|------------------------------|------------------------------|--------------------|--------------|
| <b>TOTAL FG%</b> | <b>1st Half: 16-34 47.1%</b> | <b>2nd Half: 11-24 45.8%</b> | <b>Game: 46.6%</b> | <b>DB</b>    |
| <b>3-Pt. FG%</b> | <b>1st Half: 5-11 45.5%</b>  | <b>2nd Half: 4-9 44.4%</b>   | <b>Game: 45.0%</b> | <b>REB.S</b> |
| <b>F Throw %</b> | <b>1st Half: 5-8 62.5%</b>   | <b>2nd Half: 15-16 93.8%</b> | <b>Game: 83.3%</b> | <b>2</b>     |

Officials: Ed Hightower, Terry Wymer, John Hughes  
 Technical fouls: Louisiana State-None. OKLAHOMA STATE-None.  
 Attendance: 2500

| Score by Periods | 1st | 2nd | Total |
|------------------|-----|-----|-------|
| LSU              | 24  | 53  | 77    |
| OKLAHOMA STATE   | 42  | 41  | 83    |

## Game 4 -- LSU 78, Chaminade 72 (Consolation Semifinals -- EA Sports Maui Invitational) 11-20-07 8:30 a.m. at Lahaina Civic Center, Maui, Hawaii

| LSU 3-1            |       |       |      |     |    |    |    |    |     |   |     |
|--------------------|-------|-------|------|-----|----|----|----|----|-----|---|-----|
| Player             | fg-a  | 3fg-a | ft-a | reb | pf | tp | a  | to | blk | s | min |
| Randolph, A. f     | 9-14  | 0-0   | 3-4  | 9   | 2  | 21 | 2  | 4  | 2   | 1 | 32  |
| Johnson, Chris, c  | 8-15  | 0-1   | 2-3  | 11  | 1  | 18 | 1  | 1  | 3   | 1 | 34  |
| Thornton, M. g     | 2-12  | 0-4   | 0-2  | 2   | 3  | 4  | 0  | 1  | 1   | 2 | 29  |
| Martin, Terry, g   | 5-12  | 3-8   | 0-1  | 7   | 3  | 13 | 1  | 1  | 3   | 1 | 33  |
| Temple, Garrett, g | 3-7   | 1-3   | 2-4  | 4   | 2  | 9  | 4  | 2  | 1   | 3 | 35  |
| Spencer, Bo        | 4-6   | 4-6   | 0-0  | 3   | 2  | 11 | 2  | 2  | 1   | 0 | 23  |
| Green, Garrett     | 1-2   | 0-0   | 0-0  | 4   | 0  | 2  | 1  | 0  | 0   | 0 | 14  |
| Farrer, Alex       | 0-0   | 0-0   | 0-0  | 0   | 0  | 0  | 1  | 0  | 0   | 0 | 0+  |
| TEAM               |       |       |      | 1   |    |    |    |    |     |   |     |
| Totals.....        | 32-68 | 7-21  | 7-14 | 41  | 13 | 78 | 12 | 11 | 11  | 8 | 200 |

|                  |                              |                              |                    |             |
|------------------|------------------------------|------------------------------|--------------------|-------------|
| <b>TOTAL FG%</b> | <b>1st Half: 15-34 44.1%</b> | <b>2nd Half: 17-34 50.0%</b> | <b>Game: 47.1%</b> | <b>DB</b>   |
| <b>3-Pt. FG%</b> | <b>1st Half: 4-11 36.4%</b>  | <b>2nd Half: 3-10 30.0%</b>  | <b>Game: 33.3%</b> | <b>REB.</b> |
| <b>F Throw %</b> | <b>1st Half: 2-5 40.0%</b>   | <b>2nd Half: 5-9 55.6%</b>   | <b>Game: 50.0%</b> | <b>2</b>    |

| CHAMINADE 1-2 |      |       |      |     |    |    |   |    |     |   |     |
|---------------|------|-------|------|-----|----|----|---|----|-----|---|-----|
| Player        | fg-a | 3fg-a | ft-a | reb | pf | tp | a | to | blk | s | min |
| Johnson, R. f | 4-14 | 1-5   | 2-2  | 13  | 1  | 11 | 2 | 6  |     |   |     |

**Game 5 -- Arizona State 87, LSU 84 (OT) (5th place game -- EA Sports Maui Invitational)**  
 11-21-07 9 a.m. at Lahaina Civic Center, Maui, Hawaii

| Player             | fg-a  | 3fg-a | ft-a  | reb | pf | tp | a  | to | blk | s | min |
|--------------------|-------|-------|-------|-----|----|----|----|----|-----|---|-----|
| Randolph, A. f     | 8-14  | 0-2   | 5-6   | 7   | 2  | 21 | 1  | 0  | 2   | 1 | 34  |
| Johnson, Chris c   | 4-5   | 1-1   | 2-2   | 5   | 5  | 11 | 1  | 5  | 2   | 1 | 21  |
| Thornton, M. g     | 7-19  | 4-12  | 0-0   | 12  | 4  | 18 | 1  | 5  | 0   | 1 | 40  |
| Martin, Terry g    | 1-8   | 1-7   | 0-0   | 2   | 2  | 3  | 3  | 3  | 0   | 0 | 27  |
| Temple, Garrett, g | 2-4   | 1-2   | 6-6   | 5   | 4  | 11 | 7  | 4  | 1   | 1 | 40- |
| Spencer, Bo        | 5-9   | 4-8   | 0-0   | 2   | 3  | 14 | 3  | 2  | 0   | 0 | 34  |
| Green, Garrett     | 1-1   | 0-0   | 0-0   | 0   | 4  | 2  | 0  | 0  | 0   | 0 | 7   |
| Farrer, Alex       | 1-2   | 1-1   | 1-2   | 1   | 1  | 4  | 2  | 1  | 0   | 0 | 22  |
| TEAM               |       |       |       | 3   |    |    |    |    |     |   |     |
| Totals.....        | 29-62 | 12-33 | 14-16 | 37  | 25 | 84 | 18 | 20 | 5   | 4 | 225 |

|                  |                              |                              |                    |             |
|------------------|------------------------------|------------------------------|--------------------|-------------|
| <b>TOTAL FG%</b> | <b>1st Half: 14-32 43.8%</b> | <b>2nd Half: 13-25 52.0%</b> | <b>Game: 46.8%</b> | <b>DB</b>   |
| <b>3-Pt. FG%</b> | <b>1st Half: 6-20 30.0%</b>  | <b>2nd Half: 5-11 45.5%</b>  | <b>Game: 36.4%</b> | <b>REB.</b> |
| <b>F Throw %</b> | <b>1st Half: 6-6 100%</b>    | <b>2nd Half: 7-8 87.5%</b>   | <b>Game: 87.5%</b> | <b>0</b>    |

| Player            | fg-a  | 3fg-a | ft-a  | reb | pf | tp | a  | to | blk | s | min |
|-------------------|-------|-------|-------|-----|----|----|----|----|-----|---|-----|
| Pendergraph, J. f | 11-15 | 0-0   | 3-5   | 10  | 3  | 25 | 1  | 3  | 1   | 1 | 34  |
| Abbott, Ty, g     | 2-9   | 1-6   | 0-0   | 5   | 4  | 5  | 3  | 0  | 0   | 1 | 31  |
| McMillan, J. g    | 0-1   | 0-0   | 0-0   | 0   | 2  | 0  | 5  | 2  | 0   | 0 | 12  |
| Harden, James, g  | 6-16  | 0-3   | 11-14 | 6   | 3  | 23 | 3  | 1  | 2   | 2 | 37  |
| Shipp, Jerren, g  | 1-5   | 1-4   | 1-2   | 4   | 2  | 4  | 0  | 1  | 0   | 1 | 39  |
| Atuahene, Antwi   | 1-1   | 1-1   | 0-0   | 2   | 0  | 3  | 0  | 1  | 0   | 1 | 11  |
| Boateng, Eric     | 4-5   | 0-0   | 1-4   | 3   | 2  | 9  | 0  | 2  | 1   | 0 | 10  |
| Glasser, Derek    | 2-3   | 0-1   | 3-4   | 1   | 0  | 7  | 3  | 2  | 0   | 2 | 33  |
| Polk, Christian   | 4-7   | 3-6   | 0-0   | 2   | 2  | 11 | 0  | 2  | 0   | 1 | 18  |
| TEAM              |       |       |       | 1   |    |    |    |    |     |   |     |
| Totals.....       | 31-62 | 6-21  | 19-29 | 34  | 18 | 87 | 15 | 14 | 4   | 9 | 225 |

|                  |                              |                              |                    |             |
|------------------|------------------------------|------------------------------|--------------------|-------------|
| <b>TOTAL FG%</b> | <b>1st Half: 16-29 55.2%</b> | <b>2nd Half: 13-27 48.1%</b> | <b>Game: 50.0%</b> | <b>DB</b>   |
| <b>3-Pt. FG%</b> | <b>1st Half: 6-13 46.2%</b>  | <b>2nd Half: 0-7 0.0%</b>    | <b>Game: 28.6%</b> | <b>REB.</b> |
| <b>F Throw %</b> | <b>1st Half: 5-9 55.6%</b>   | <b>2nd Half: 9-14 64.3%</b>  | <b>Game: 65.5%</b> | <b>5</b>    |

Officials: Mark Whitehead, John Hughes, Kevin Brill  
 Technical fouls: Louisiana State-None. ARIZONA STATE-None.  
 Attendance: 2500

| Score by Periods | 1st | 2nd | OT | Total |
|------------------|-----|-----|----|-------|
| Louisiana State  | 40  | 38  | 6  | 84    |
| ARIZONA STATE    | 43  | 35  | 9  | 87    |

**Game 6 -- LSU 68, Nicholls State 41**  
 11/28/07 7:00 pm at Maravich Center (Baton Rouge, LA)

| Player             | fg-a  | 3fg-a | ft-a | reb | pf | tp | a  | to | blk | s  | min |
|--------------------|-------|-------|------|-----|----|----|----|----|-----|----|-----|
| Bathie, Ryan, f    | 4-9   | 2-6   | 1-3  | 3   | 2  | 11 | 2  | 2  | 0   | 1  | 31  |
| Czepil, Michael, g | 4-11  | 2-8   | 0-0  | 3   | 3  | 10 | 2  | 1  | 0   | 4  | 35  |
| Payne, Justin, g   | 3-7   | 1-2   | 1-2  | 3   | 2  | 8  | 1  | 2  | 0   | 0  | 24  |
| Friend, Dominic, g | 0-6   | 0-2   | 0-0  | 2   | 2  | 0  | 2  | 7  | 0   | 1  | 23  |
| Gray, Adonis,      | 1-5   | 0-0   | 1-2  | 5   | 1  | 3  | 1  | 3  | 0   | 2  | 21  |
| Boyce, Mitch       | 1-2   | 0-0   | 0-2  | 1   | 1  | 2  | 1  | 0  | 0   | 0  | 7   |
| Shanks, Reggie     | 1-2   | 0-0   | 0-0  | 1   | 0  | 2  | 0  | 0  | 0   | 0  | 4   |
| Verner, Gil        | 1-4   | 0-3   | 0-0  | 2   | 2  | 2  | 0  | 1  | 0   | 2  | 15  |
| Carter, Kellan     | 1-1   | 0-0   | 0-1  | 3   | 3  | 2  | 0  | 0  | 0   | 4  | 19  |
| Bose, Anatoly      | 0-5   | 0-3   | 1-2  | 2   | 0  | 1  | 1  | 2  | 0   | 0  | 17  |
| Paige, Chris       | 0-1   | 0-0   | 0-2  | 0   | 0  | 0  | 0  | 1  | 0   | 0  | 4   |
| TEAM               |       |       |      | 3   |    |    |    |    |     |    |     |
| Totals.....        | 16-53 | 5-24  | 4-14 | 28  | 16 | 41 | 10 | 19 | 0   | 14 | 200 |

|                  |                             |                             |                    |            |
|------------------|-----------------------------|-----------------------------|--------------------|------------|
| <b>TOTAL FG%</b> | <b>1st Half: 7-22 31.8%</b> | <b>2nd Half: 9-31 29.0%</b> | <b>Game: 30.2%</b> | <b>DB</b>  |
| <b>3-Pt. FG%</b> | <b>1st Half: 4-11 36.4%</b> | <b>2nd Half: 1-13 7.7%</b>  | <b>Game: 20.8%</b> | <b>REB</b> |
| <b>F Throw %</b> | <b>1st Half: 1-7 14.3%</b>  | <b>2nd Half: 3-7 42.9%</b>  | <b>Game: 28.6%</b> | <b>5</b>   |

| Player            | fg-a  | 3fg-a | ft-a  | reb | pf | tp | a  | to | blk | s | min |
|-------------------|-------|-------|-------|-----|----|----|----|----|-----|---|-----|
| Randolph, A. f    | 3-6   | 0-1   | 0-0   | 7   | 2  | 6  | 1  | 2  | 3   | 3 | 21  |
| Johnson, Chris c  | 5-7   | 0-1   | 6-6   | 6   | 2  | 16 | 0  | 3  | 3   | 1 | 24  |
| Thornton, M. g    | 9-15  | 4-8   | 2-3   | 6   | 1  | 24 | 1  | 2  | 1   | 0 | 35  |
| Martin, Terry g   | 2-4   | 0-1   | 0-0   | 2   | 2  | 4  | 1  | 3  | 1   | 0 | 21  |
| Temple, Garrett g | 0-2   | 0-2   | 0-1   | 3   | 2  | 0  | 2  | 2  | 1   | 3 | 32  |
| Mason, Dameon     | 1-3   | 0-0   | 0-0   | 4   | 2  | 2  | 1  | 2  | 0   | 0 | 21  |
| Terrebonne, Greg  | 0-0   | 0-0   | 0-0   | 0   | 0  | 0  | 0  | 1  | 0   | 0 | 2   |
| Spencer, Bo       | 3-8   | 3-7   | 2-2   | 4   | 1  | 11 | 3  | 2  | 0   | 0 | 29  |
| Green, Garrett    | 2-3   | 0-0   | 0-1   | 5   | 0  | 4  | 0  | 2  | 0   | 0 | 7   |
| Farrer, Alex      | 0-0   | 0-0   | 1-2   | 1   | 1  | 1  | 1  | 2  | 0   | 0 | 8   |
| TEAM              |       |       |       | 1   |    |    |    |    |     |   |     |
| Totals.....       | 25-48 | 7-20  | 11-15 | 39  | 13 | 68 | 10 | 21 | 9   | 7 | 200 |

|                  |                              |                              |                    |            |
|------------------|------------------------------|------------------------------|--------------------|------------|
| <b>TOTAL FG%</b> | <b>1st Half: 11-22 50.0%</b> | <b>2nd Half: 14-26 53.8%</b> | <b>Game: 52.1%</b> | <b>DB</b>  |
| <b>3-Pt. FG%</b> | <b>1st Half: 3-9 33.3%</b>   | <b>2nd Half: 4-11 36.4%</b>  | <b>Game: 35.0%</b> | <b>REB</b> |
| <b>F Throw %</b> | <b>1st Half: 6-8 75.0%</b>   | <b>2nd Half: 5-7 71.4%</b>   | <b>Game: 73.3%</b> | <b>2</b>   |

Officials: Tony Greene, JB Caldwell, Mike Roberts  
 Technical fouls: Nicholls State-None. LSU-None.  
 Attendance: 7704

| Score by Periods | 1st | 2nd | Total |
|------------------|-----|-----|-------|
| Nicholls State   | 19  | 22  | 41    |
| LSU              | 31  | 37  | 68    |

**Game 7 -- LSU 88, Southern 45**  
 11/30/07 7:00 pm at PMAC, Baton Rouge, LA

| Player          | fg-a  | 3fg-a | ft-a  | reb | pf | tp | a | to | blk | s | min |
|-----------------|-------|-------|-------|-----|----|----|---|----|-----|---|-----|
| DAVIS,Chris *   | 3-14  | 0-5   | 3-4   | 6   | 0  | 9  | 0 | 1  | 0   | 3 | 27  |
| HOLLIDAY,Joe *  | 0-6   | 0-4   | 0-0   | 2   | 0  | 0  | 1 | 1  | 0   | 1 | 26  |
| GUILLORY,Geri * | 1-3   | 1-2   | 2-2   | 1   | 1  | 5  | 1 | 4  | 0   | 0 | 25  |
| JACK,Joseph *   | 1-6   | 0-1   | 1-2   | 3   | 2  | 3  | 0 | 1  | 1   | 1 | 19  |
| HONORE,Barry *  | 6-15  | 1-3   | 1-1   | 9   | 3  | 14 | 0 | 2  | 1   | 1 | 29  |
| WHITE,Brandon   | 0-0   | 0-0   | 1-2   | 2   | 0  | 1  | 1 | 0  | 0   | 1 | 4   |
| EKWEQZOR,Chike  | 0-0   | 0-0   | 0-4   | 0   | 1  | 0  | 0 | 0  | 2   | 0 | 11  |
| WILEY,Steffon   | 1-4   | 0-1   | 1-2   | 2   | 2  | 3  | 0 | 2  | 0   | 2 | 16  |
| INGRAM,Julius   | 1-3   | 0-0   | 1-2   | 1   | 0  | 3  | 0 | 0  | 0   | 0 | 8   |
| WILLIAMS,Jazz   | 1-4   | 1-3   | 0-0   | 1   | 0  | 3  | 0 | 1  | 0   | 0 | 14  |
| BYARS,Brandon   | 0-0   | 0-0   | 0-0   | 0   | 1  | 0  | 0 | 1  | 0   | 0 | 3   |
| SCOTT,Douglas   | 1-5   | 0-0   | 0-0   | 2   | 1  | 2  | 1 | 1  | 0   | 0 | 8   |
| DAVIS,Andre'    | 1-5   | 0-0   | 0-0   | 2   | 3  | 2  | 0 | 0  | 0   | 0 | 10  |
| TEAM            |       |       |       | 4   |    |    |   |    |     |   |     |
| Totals.....     | 16-65 | 3-19  | 10-19 | 35  | 14 | 45 | 4 | 14 | 4   | 9 | 200 |

|                  |                             |                             |                    |             |
|------------------|-----------------------------|-----------------------------|--------------------|-------------|
| <b>TOTAL FG%</b> | <b>1st Half: 8-31 25.8%</b> | <b>2nd Half: 8-34 23.5%</b> | <b>Game: 24.6%</b> | <b>DB</b>   |
| <b>3-Pt. FG%</b> | <b>1st Half: 2-11 18.2%</b> | <b>2nd Half: 1-8 12.5%</b>  | <b>Game: 15.8%</b> | <b>REB.</b> |
| <b>F Throw %</b> | <b>1st Half: 3-6 50.0%</b>  | <b>2nd Half: 7-13 53.8%</b> | <b>Game: 52.6%</b> | <b>4</b>    |

| Player            | fg-a  | 3fg-a | ft-a  | reb | pf | tp | a  | to | blk | s | min |
|-------------------|-------|-------|-------|-----|----|----|----|----|-----|---|-----|
| Randolph, A. f    | 10-14 | 1-2   | 3-5   | 11  | 1  | 24 | 1  | 3  | 5   | 0 | 26  |
| Johnson, Chris c  | 7-10  | 0-0   | 6-6   | 5   | 1  | 20 | 0  | 2  | 2   | 1 | 26  |
| Thornton, M. g    | 9-15  | 4-7   | 0-0   | 7   | 1  | 22 | 3  | 1  | 0   | 4 | 32  |
| Martin, Terry g   | 4-11  | 2-5   | 1-2   | 7   | 0  | 11 | 1  | 2  | 0   | 0 | 25  |
| Temple, Garrett g | 1-2   | 0-1   | 1-2   | 4   | 3  | 3  | 3  | 1  | 0   | 1 | 24  |
| Mason, Dameon     | 1-4   | 0-0   | 0-0   | 4   | 4  | 2  | 2  | 0  | 0   | 1 | 15  |
| Terrebonne, Greg  | 1-3   | 0-0   | 0-0   | 0   | 0  | 2  | 2  | 0  | 0   | 0 | 2   |
| Spencer, Bo       | 0-3   | 0-3   | 0-0   | 1   | 3  | 0  | 6  | 2  | 0   | 1 | 26  |
| Green, Garrett    | 2-2   | 0-0   | 0-0   | 8   | 2  | 4  | 0  | 0  | 0   | 0 | 13  |
| Farrer, Alex      | 0-1   | 0-1   | 0-0   | 2   | 1  | 0  | 0  | 1  | 0   | 0 | 12  |
| TEAM              |       |       |       | 3   |    |    |    |    |     |   |     |
| Totals.....       | 35-65 | 7-19  | 11-15 | 51  | 16 | 88 | 18 | 12 | 7   | 8 | 200 |

|                  |                              |                              |                    |            |
|------------------|------------------------------|------------------------------|--------------------|------------|
| <b>TOTAL FG%</b> | <b>1st Half: 14-34 41.2%</b> | <b>2nd Half: 21-31 67.7%</b> | <b>Game: 53.8%</b> | <b>DB</b>  |
| <b>3-Pt. FG%</b> | <b>1st Half: 2-11 18.2%</b>  | <b>2nd Half: 5-8 62.5%</b>   | <b>Game: 36.8%</b> | <b>REB</b> |
| <b>F Throw %</b> | <b>1st Half: 1-1 100%</b>    | <b>2nd Half: 10-14 71.4%</b> | <b>Game: 73.3%</b> | <b>2</b>   |

Officials: CC- Anthony Jordan; R1-Antinio Petty, R2-Patrick Evans  
 Technical fouls: Southern University-None. LSU-None.  
 Attendance: 7719

| Score by Periods    | 1st | 2nd | Total |
|---------------------|-----|-----|-------|
| Southern University | 21  | 24  | 45    |
| LSU                 | 31  | 57  | 88    |

**Game 8 -- Villanova 68, LSU 67 (Pizza Hut Big East/SEC Invitational)**  
 12/06/07 9:30 PM at Wachovia Center (Villanova, Pa.)

| Player            | fg-a  | 3fg-a | ft-a | reb | pf | tp | a | to | blk | s | min |
|-------------------|-------|-------|------|-----|----|----|---|----|-----|---|-----|
| Randolph, A. f    | 5-10  | 0-1   | 2-3  | 6   | 5  | 12 | 1 | 4  | 4   | 1 | 27  |
| Temple, Garrett g | 2-6   | 1-4   | 3-4  | 3   | 3  | 8  | 6 | 4  | 3   | 3 | 39  |
| Johnson, Chris c  | 3-5   | 0-2   | 5-6  | 4   | 2  | 11 | 0 | 3  | 3   | 1 | 32  |
| Thornton, M. g    | 6-15  | 1-6   | 2-2  | 13  | 3  | 15 | 2 | 2  | 0   | 1 | 38  |
| Martin, Terry g   | 5-10  | 4-6   | 0-0  | 2   | 1  | 14 | 2 | 1  | 1   | 1 | 22  |
| Mason, Dameon     | 0-2   | 0-0   | 2-7  | 3   | 3  | 2  | 0 | 0  | 3   | 0 | 18  |
| Spencer, Bo       | 1-4   | 1-4   | 2-3  | 1   | 3  | 5  | 3 | 1  | 0   | 0 | 21  |
| Green, Garrett    | 0-0   | 0-0   | 0-0  | 0   | 3  | 0  | 0 | 0  | 0   | 0 | 3   |
| TEAM              |       |       |      | 7   |    |    |   |    |     |   |     |
| Totals.....       | 22-52 | 7-23  | 16-2 |     |    |    |   |    |     |   |     |



**Game 9 -- LSU 82, Northwestern State 58**  
 12/15/07 7:00 pm at Maravich Center (Baton Rouge, LA)

| Northwestern State 4-7 |       |       |      |     |    |    |    |    |     |   |     |  |
|------------------------|-------|-------|------|-----|----|----|----|----|-----|---|-----|--|
| Player                 | fg-a  | 3fg-a | ft-a | reb | pf | tp | a  | to | blk | s | min |  |
| Gilder, Trey f         | 2-10  | 0-2   | 3-3  | 3   | 3  | 7  | 1  | 3  | 0   | 1 | 25  |  |
| Thomas, Gerrell f      | 1-9   | 0-1   | 0-0  | 5   | 4  | 2  | 0  | 6  | 0   | 0 | 23  |  |
| Bargeman, Colby f      | 6-18  | 3-5   | 0-0  | 7   | 0  | 15 | 1  | 2  | 1   | 2 | 32  |  |
| Moody, Jerry c         | 2-5   | 0-0   | 0-0  | 14  | 2  | 4  | 0  | 0  | 1   | 0 | 31  |  |
| McConathy, M. g        | 1-6   | 1-4   | 2-2  | 3   | 4  | 5  | 2  | 1  | 0   | 1 | 13  |  |
| Knight, Dominic        | 0-1   | 0-1   | 0-0  | 1   | 1  | 0  | 1  | 1  | 0   | 0 | 6   |  |
| Conine, John           | 0-0   | 0-0   | 0-0  | 1   | 0  | 0  | 0  | 0  | 0   | 0 | 1   |  |
| McConathy, Logan       | 1-3   | 0-2   | 0-0  | 3   | 4  | 2  | 3  | 4  | 0   | 1 | 19  |  |
| White, Devin           | 3-5   | 0-0   | 2-2  | 3   | 1  | 8  | 0  | 2  | 2   | 1 | 14  |  |
| Petravicius, D.        | 1-3   | 0-0   | 0-0  | 3   | 1  | 2  | 1  | 2  | 0   | 0 | 14  |  |
| Hancock, Keithan       | 2-7   | 1-5   | 0-0  | 1   | 0  | 5  | 1  | 0  | 0   | 0 | 13  |  |
| Jones, Damon           | 0-1   | 0-1   | 0-0  | 0   | 0  | 0  | 1  | 0  | 0   | 0 | 3   |  |
| Anglin, John A.        | 2-2   | 2-2   | 0-0  | 1   | 0  | 6  | 0  | 0  | 0   | 0 | 3   |  |
| Porterie, Kalem        | 1-1   | 0-0   | 0-0  | 1   | 1  | 2  | 0  | 0  | 0   | 0 | 3   |  |
| TEAM                   |       |       |      | 3   | 1  |    |    |    |     |   |     |  |
| Totals.....            | 22-71 | 7-23  | 7-7  | 48  | 23 | 58 | 11 | 21 | 4   | 6 | 200 |  |

|                  |                              |                              |                    |            |
|------------------|------------------------------|------------------------------|--------------------|------------|
| <b>TOTAL FG%</b> | <b>1st Half: 11-33 33.3%</b> | <b>2nd Half: 11-38 28.9%</b> | <b>Game: 31.0%</b> | <b>DB</b>  |
| <b>3-Pt. FG%</b> | <b>1st Half: 2-9 22.2%</b>   | <b>2nd Half: 5-14 35.7%</b>  | <b>Game: 30.4%</b> | <b>REB</b> |
| <b>F Throw %</b> | <b>1st Half: 0-0 0.0%</b>    | <b>2nd Half: 7-7 100%</b>    | <b>Game: 100%</b>  | <b>0</b>   |

| LSU 6-3           |       |       |       |     |    |    |    |    |     |    |     |  |
|-------------------|-------|-------|-------|-----|----|----|----|----|-----|----|-----|--|
| Player            | fg-a  | 3fg-a | ft-a  | reb | pf | tp | a  | to | blk | s  | min |  |
| Randolph, A. f    | 3-9   | 0-1   | 7-10  | 8   | 1  | 13 | 4  | 1  | 4   | 1  | 28  |  |
| Johnson, Chris f  | 6-8   | 2-2   | 2-2   | 2   | 1  | 16 | 1  | 2  | 1   | 3  | 33  |  |
| Thornton, M. g    | 7-15  | 4-10  | 4-5   | 5   | 2  | 22 | 2  | 2  | 1   | 3  | 24  |  |
| Martin, Terry g   | 5-11  | 3-6   | 2-2   | 3   | 2  | 15 | 4  | 2  | 0   | 0  | 29  |  |
| Temple, Garrett g | 1-2   | 0-0   | 2-2   | 6   | 3  | 4  | 2  | 5  | 1   | 2  | 31  |  |
| Mason, Dameon     | 0-0   | 0-0   | 0-0   | 0   | 0  | 0  | 1  | 0  | 0   | 1  | 8   |  |
| Terrebonne, Greg  | 0-0   | 0-0   | 0-0   | 0   | 0  | 0  | 0  | 0  | 0   | 0  | 2   |  |
| Spencer, Bo       | 2-5   | 0-1   | 5-7   | 3   | 0  | 9  | 3  | 2  | 0   | 2  | 26  |  |
| Green, Garrett    | 1-3   | 0-0   | 0-0   | 1   | 1  | 2  | 0  | 2  | 0   | 0  | 11  |  |
| Farrer, Alex      | 0-0   | 0-0   | 1-2   | 2   | 0  | 1  | 0  | 1  | 0   | 0  | 8   |  |
| TEAM              |       |       |       | 4   |    |    |    |    |     |    |     |  |
| Totals.....       | 25-53 | 9-20  | 23-30 | 34  | 10 | 82 | 17 | 17 | 7   | 12 | 200 |  |

|                  |                              |                              |                    |            |
|------------------|------------------------------|------------------------------|--------------------|------------|
| <b>TOTAL FG%</b> | <b>1st Half: 14-32 43.8%</b> | <b>2nd Half: 11-21 52.4%</b> | <b>Game: 47.2%</b> | <b>DB</b>  |
| <b>3-Pt. FG%</b> | <b>1st Half: 4-10 40.0%</b>  | <b>2nd Half: 5-10 50.0%</b>  | <b>Game: 45.0%</b> | <b>REB</b> |
| <b>F Throw %</b> | <b>1st Half: 7-7 100%</b>    | <b>2nd Half: 16-23 69.6%</b> | <b>Game: 76.7%</b> | <b>2</b>   |

Officials: Doug Shows, Tim Clougherty, Earnie Pheal  
 Technical fouls: Northwestern State-Moody, Jerry; TEAM. LSU-None.  
 Attendance: 7809

| Score by Periods   | 1st | 2nd | Total |
|--------------------|-----|-----|-------|
| Northwestern State | 24  | 34  | 58    |
| LSU                | 39  | 43  | 82    |

**Game 10 -- Wichita State, 67, LSU 47**  
 12-19-07, 7:07 p.m. at Wichita, Kan. (Charles Koch Arena)

| LSU 6-4           |       |       |      |     |    |    |   |    |     |   |     |  |
|-------------------|-------|-------|------|-----|----|----|---|----|-----|---|-----|--|
| Player            | fg-a  | 3fg-a | ft-a | reb | pf | tp | a | to | blk | s | min |  |
| Randolph, A. f    | 3-13  | 0-1   | 0-1  | 3   | 2  | 6  | 1 | 0  | 2   | 4 | 28  |  |
| Johnson, Chris c  | 2-7   | 0-0   | 0-0  | 7   | 1  | 4  | 0 | 2  | 1   | 0 | 29  |  |
| Thornton, M. g    | 3-13  | 0-6   | 6-6  | 11  | 3  | 12 | 2 | 3  | 0   | 0 | 38  |  |
| Martin, Terry g   | 4-10  | 3-6   | 0-0  | 3   | 1  | 11 | 0 | 4  | 0   | 0 | 27  |  |
| Temple, Garrett g | 3-7   | 0-4   | 0-0  | 2   | 3  | 6  | 2 | 1  | 1   | 0 | 31  |  |
| Spencer, Bo       | 1-5   | 1-4   | 1-2  | 1   | 1  | 4  | 0 | 1  | 0   | 1 | 20  |  |
| Green, Garrett    | 1-2   | 0-0   | 0-0  | 1   | 2  | 2  | 0 | 0  | 1   | 0 | 18  |  |
| Farrer, Alex      | 1-1   | 0-0   | 0-0  | 0   | 0  | 2  | 1 | 0  | 0   | 0 | 9   |  |
| TEAM              |       |       |      | 3   |    |    |   |    |     |   |     |  |
| Totals.....       | 18-58 | 4-21  | 7-9  | 31  | 13 | 47 | 6 | 11 | 5   | 5 | 200 |  |

|                  |                             |                              |                    |            |
|------------------|-----------------------------|------------------------------|--------------------|------------|
| <b>TOTAL FG%</b> | <b>1st Half: 8-29 27.6%</b> | <b>2nd Half: 10-29 34.5%</b> | <b>Game: 31.0%</b> | <b>DB</b>  |
| <b>3-Pt. FG%</b> | <b>1st Half: 3-11 27.3%</b> | <b>2nd Half: 1-10 10.0%</b>  | <b>Game: 19.0%</b> | <b>REB</b> |
| <b>F Throw %</b> | <b>1st Half: 1-2 50.0%</b>  | <b>2nd Half: 6-7 85.7%</b>   | <b>Game: 77.8%</b> | <b>0</b>   |

| Wichita St. 6-4   |       |       |       |     |    |    |    |    |     |   |     |  |
|-------------------|-------|-------|-------|-----|----|----|----|----|-----|---|-----|--|
| Player            | fg-a  | 3fg-a | ft-a  | reb | pf | tp | a  | to | blk | s | min |  |
| Cousnard, PJ f    | 4-14  | 0-3   | 0-05  | 7   | 2  | 8  | 2  | 0  | 0   | 2 | 29  |  |
| Clemente, R. f    | 5-7   | 0-0   | 1-1   | 10  | 2  | 11 | 2  | 1  | 1   | 1 | 25  |  |
| Thomasson, P. c   | 4-9   | 0-2   | 7-8   | 4   | 0  | 15 | 1  | 0  | 1   | 0 | 25  |  |
| Mekel, Gal g      | 3-10  | 1-5   | 1-1   | 4   | 1  | 8  | 0  | 4  | 0   | 0 | 32  |  |
| Braeuer, Matt g   | 3-10  | 0-4   | 0-0   | 7   | 2  | 6  | 4  | 1  | 0   | 2 | 35  |  |
| Ellis, Aaron      | 1-2   | 0-0   | 2-2   | 2   | 3  | 4  | 0  | 1  | 0   | 0 | 14  |  |
| Preadom, Wendell  | 2-3   | 0-1   | 0-0   | 2   | 1  | 4  | 3  | 1  | 0   | 1 | 10  |  |
| Durley, JT        | 2-5   | 0-2   | 2-2   | 7   | 2  | 6  | 2  | 3  | 1   | 1 | 15  |  |
| Griskenas, Mantas | 2-5   | 1-2   | 0-0   | 1   | 0  | 5  | 1  | 0  | 0   | 0 | 15  |  |
| TEAM              |       |       |       | 6   |    |    |    |    |     |   |     |  |
| Totals.....       | 26-65 | 2-19  | 13-14 | 50  | 13 | 67 | 15 | 11 | 3   | 7 | 200 |  |

|                  |                              |                              |                    |             |
|------------------|------------------------------|------------------------------|--------------------|-------------|
| <b>TOTAL FG%</b> | <b>1st Half: 11-37 29.7%</b> | <b>2nd Half: 15-28 53.6%</b> | <b>Game: 40.0%</b> | <b>DB</b>   |
| <b>3-Pt. FG%</b> | <b>1st Half: 0-11 0.0%</b>   | <b>2nd Half: 2-8 25.0%</b>   | <b>Game: 10.5%</b> | <b>REBS</b> |
| <b>F Throw %</b> | <b>1st Half: 5-6 83.3%</b>   | <b>2nd Half: 8-8 100%</b>    | <b>Game: 92.9%</b> | <b>1</b>    |

Officials: J.D. Collins, Gary Maxwell, Pat Driscoll  
 Attendance: 10478  

| Score by Periods | 1st | 2nd | Total |
|------------------|-----|-----|-------|
| LSU              | 20  | 27  | 47    |
| Wichita St.      | 27  | 40  | 67    |

**Game 11 -- LSU 67, Oregon State 61**  
 12/22/07 2:00 pm at Maravich Center (Baton Rouge, LA)

| Oregon State 6-5 |       |       |      |     |    |    |    |    |     |   |     |  |
|------------------|-------|-------|------|-----|----|----|----|----|-----|---|-----|--|
| Player           | fg-a  | 3fg-a | ft-a | reb | pf | tp | a  | to | blk | s | min |  |
| Jones, Marcel f  | 2-5   | 1-1   | 1-3  | 3   | 0  | 6  | 0  | 1  | 0   | 0 | 27  |  |
| Giles, C.J. f    | 2-6   | 0-1   | 1-3  | 4   | 5  | 5  | 1  | 3  | 0   | 0 | 15  |  |
| Johnson, Omar f  | 5-10  | 0-3   | 3-3  | 3   | 2  | 13 | 2  | 4  | 3   | 0 | 29  |  |
| Claitt, Rickey g | 0-3   | 0-2   | 0-0  | 4   | 2  | 0  | 2  | 1  | 0   | 1 | 20  |  |
| Tarver, Seth g   | 4-12  | 3-5   | 2-2  | 9   | 3  | 13 | 3  | 2  | 0   | 1 | 34  |  |
| Hampton, Calvin  | 0-0   | 0-0   | 0-0  | 0   | 4  | 0  | 0  | 1  | 0   | 0 | 7   |  |
| Tarver, Josh     | 2-6   | 0-1   | 0-0  | 6   | 0  | 4  | 3  | 1  | 0   | 0 | 25  |  |
| Schaftenaar, R.  | 6-9   | 2-5   | 0-0  | 9   | 1  | 14 | 1  | 1  | 2   | 0 | 30  |  |
| Haynes, Calvin   | 1-2   | 0-0   | 0-0  | 1   | 0  | 2  | 0  | 1  | 0   | 0 | 4   |  |
| Carter, Sean     | 2-4   | 0-0   | 0-4  | 1   | 3  | 4  | 0  | 4  | 0   | 0 | 9   |  |
| TEAM             |       |       |      | 3   |    |    |    |    |     |   |     |  |
| Totals.....      | 24-52 | 6-18  | 7-14 | 43  | 20 | 61 | 12 | 19 | 5   | 2 | 200 |  |

|                  |                              |                              |                    |            |
|------------------|------------------------------|------------------------------|--------------------|------------|
| <b>TOTAL FG%</b> | <b>1st Half: 12-27 44.4%</b> | <b>2nd Half: 12-30 40.0%</b> | <b>Game: 42.1%</b> | <b>DB</b>  |
| <b>3-Pt. FG%</b> | <b>1st Half: 3-7 42.9%</b>   | <b>2nd Half: 3-11 27.3%</b>  | <b>Game: 33.3%</b> | <b>REB</b> |
| <b>F Throw %</b> | <b>1st Half: 4-10 40.0%</b>  | <b>2nd Half: 3-4 75.0%</b>   | <b>Game: 50.0%</b> | <b>3</b>   |

| LSU 7-4           |       |       |       |     |    |    |    |    |     |   |     |  |
|-------------------|-------|-------|-------|-----|----|----|----|----|-----|---|-----|--|
| Player            | fg-a  | 3fg-a | ft-a  | reb | pf | tp | a  | to | blk | s | min |  |
| Randolph, A. f    | 3-10  | 0-0   | 8-12  | 9   | 3  | 14 | 0  | 3  | 1   | 2 | 35  |  |
| Johnson, Chris c  | 3-5   | 9-9   | 9-9   | 3   | 4  | 6  | 1  | 3  | 2   | 2 | 29  |  |
| Thornton, M. g    | 6-17  | 6-10  | 2-2   | 6   | 3  | 20 | 1  | 2  | 0   | 2 | 30  |  |
| Martin, Terry g   | 5-18  | 3-11  | 2-2   | 2   | 2  | 15 | 6  | 0  | 1   | 0 | 40  |  |
| Temple, Garrett g | 1-3   | 0-1   | 2-2   | 7   | 1  | 4  | 5  | 2  | 2   | 2 | 40  |  |
| Spencer, Bo       | 0-0   | 0-0   | 0-0   | 0   | 0  | 0  | 1  | 0  | 0   | 0 | 3   |  |
| Green, Garrett    | 2-4   | 1-1   | 1-2   | 1   | 2  | 6  | 0  | 0  | 0   | 0 | 16  |  |
| Farrer, Alex      | 0-0   | 0-0   | 2-2   | 2   | 0  | 2  | 1  | 0  | 0   | 0 | 7   |  |
| TEAM              |       |       |       | 3   |    |    |    |    |     |   |     |  |
| Totals.....       | 20-57 | 10-23 | 17-22 | 33  | 15 | 67 | 15 | 10 | 6   | 8 | 200 |  |

|                  |                              |                              |                    |             |
|------------------|------------------------------|------------------------------|--------------------|-------------|
| <b>TOTAL FG%</b> | <b>1st Half: 10-28 35.7%</b> | <b>2nd Half: 10-29 34.5%</b> | <b>Game: 35.1%</b> | <b>DB</b>   |
| <b>3-Pt. FG%</b> | <b>1st Half: 5-9 55.6%</b>   | <b>2nd Half: 5-14 35.7%</b>  | <b>Game: 43.5%</b> | <b>REBS</b> |
| <b>F Throw %</b> | <b>1st Half: 13-16 81.3%</b> | <b>2nd Half: 4-6 66.7%</b>   | <b>Game: 77.3%</b> | <b>3</b>    |

Officials: Tony Greene, Pat Adams, Everett Summers  
 Technical fouls: Oregon State-None. LSU-None.  
 Attendance: 7713

| Score by Periods | 1st | 2nd | Total |
|------------------|-----|-----|-------|
| Oregon State     | 31  | 30  | 61    |
| LSU              | 38  | 29  | 67    |

**Game 12 -- Washington 73, LSU 65**  
 12/29/07 2:00 pm at Maravich Center (Baton Rouge, LA)

| Washington 8-4   |      |       |      |     |    |    |   |    |     |   |     |  |
|------------------|------|-------|------|-----|----|----|---|----|-----|---|-----|--|
| Player           | fg-a | 3fg-a | ft-a | reb | pf | tp | a | to | blk | s | min |  |
| Wallace, Artem f | 1-1  | 0-0   | 1-2  | 2   | 1  | 3  | 0 | 0  | 1   | 1 | 13  |  |
| Brockman, Jon f  | 6-11 | 0-0   | 3-7  | 12  | 3  | 15 | 2 | 3  | 0   | 2 | 34  |  |
| Smith, Joel g    | 0-3  | 0-1   | 0-0  | 3   | 0  | 0  | 1 | 1  | 0   | 2 | 20  |  |
| Morris, Tim g    | 7-12 | 1-2   | 0-0  | 5   | 3  | 15 | 3 | 2  | 0   | 3 | 31  |  |
| Appleby, Ryan g  | 4-8  | 2-5   | 2-2  | 1   | 0  | 12 | 1 | 0  | 0   | 0 | 30  |  |
| Overton, Venoy   | 0-1  | 0-0   | 0-0  | 0   | 1  | 0  | 1 | 1  | 0   | 1 | 10  |  |
| Denton, Justin   | 1-4  |       |      |     |    |    |   |    |     |   |     |  |

**Game 13 -- Tulane 68, LSU 63**  
**01/02/08 8 p.m. at New Orleans Arena, New Orleans, La.**

LSU 7-6

| Player              | fg-a  | 3fg-a | ft-a | reb | pf | tp | a  | to | blk | s | min |
|---------------------|-------|-------|------|-----|----|----|----|----|-----|---|-----|
| Randolph, Anthony f | 5-11  | 1-1   | 0-0  | 5-6 | 9  | 4  | 15 | 1  | 1   | 3 | 35  |
| Johnson, Chris c    | 1-4   | 0-1   | 1-2  | 1   | 2  | 3  | 0  | 3  | 1   | 1 | 15  |
| Thornton, Marcus g  | 3-8   | 0-5   | 1-2  | 1   | 4  | 7  | 4  | 1  | 1   | 2 | 32  |
| Martin, Terry g     | 7-17  | 4-9   | 1-1  | 1   | 2  | 19 | 2  | 2  | 0   | 1 | 35  |
| Temple, Garrett g   | 2-2   | 2-2   | 0-0  | 4   | 1  | 6  | 2  | 2  | 0   | 0 | 33  |
| Mason, Dameon       | 2-5   | 0-0   | 0-1  | 6   | 0  | 4  | 1  | 0  | 0   | 0 | 14  |
| Spencer, Bo         | 3-9   | 2-5   | 1-2  | 3   | 3  | 9  | 2  | 1  | 0   | 1 | 24  |
| Green, Garrett      | 0-0   | 0-0   | 0-0  | 2   | 1  | 0  | 0  | 2  | 0   | 0 | 10  |
| Farrer, Alex        | 0-1   | 0-1   | 0-0  | 0   | 0  | 0  | 0  | 0  | 0   | 0 | 2   |
| TEAM                |       |       |      | 3   |    |    |    |    |     |   |     |
| Totals.....         | 23-57 | 8-23  | 9-14 | 30  | 17 | 63 | 12 | 12 | 5   | 5 | 200 |

**TOTAL FG%** 1st Half: 12-28 42.9% 2nd Half: 11-29 37.9% **Game: 40.4%** **DB**  
**3-Pt. FG%** 1st Half: 4-13 30.8% 2nd Half: 4-10 40.0% **Game: 34.8%** **REBS**  
**F Throw %** 1st Half: 4-8 50.0% 2nd Half: 5-6 83.3% **Game: 64.3%** **4**


Tulane 10-4

| Player              | fg-a  | 3fg-a | ft-a  | reb | pf | tp | a  | to | blk | s | min |
|---------------------|-------|-------|-------|-----|----|----|----|----|-----|---|-----|
| GOMEZ, David f      | 7-13  | 0-0   | 5-6   | 12  | 2  | 19 | 1  | 1  | 1   | 0 | 31  |
| PUCKETT, Daniel f   | 2-8   | 0-1   | 1-2   | 3   | 3  | 5  | 3  | 3  | 1   | 1 | 24  |
| LOUISME, Robinson f | 3-9   | 0-0   | 0-0   | 8   | 0  | 6  | 0  | 1  | 1   | 1 | 23  |
| SIMS, Kevin g       | 4-7   | 2-4   | 2-2   | 0   | 2  | 12 | 2  | 0  | 0   | 0 | 32  |
| WHEATON, Matt g     | 2-5   | 1-3   | 2-2   | 4   | 1  | 7  | 4  | 2  | 1   | 0 | 29  |
| RICHARD, Kris       | 1-1   | 1-1   | 0-0   | 1   | 0  | 3  | 1  | 1  | 0   | 2 | 8   |
| McQUEEN, Asim       | 0-0   | 0-0   | 0-0   | 0   | 0  | 0  | 1  | 0  | 0   | 0 | 3   |
| STITH, Donnavan     | 2-7   | 0-0   | 5-5   | 9   | 2  | 9  | 0  | 2  | 1   | 0 | 22  |
| MAYHANE, Johnny     | 2-7   | 1-3   | 2-2   | 0   | 0  | 7  | 1  | 2  | 0   | 1 | 21  |
| VIANNEY, Eric       | 0-0   | 0-0   | 0-0   | 0   | 1  | 0  | 1  | 0  | 0   | 0 | 7   |
| TEAM                |       |       |       | 3   | 1  |    |    |    |     |   |     |
| Totals.....         | 23-57 | 5-12  | 17-19 | 40  | 12 | 68 | 14 | 12 | 5   | 5 | 200 |

**TOTAL FG%** 1st Half: 12-33 36.4% 2nd Half: 11-24 45.8% **Game: 40.4%** **DB**  
**3-Pt. FG%** 1st Half: 2-7 28.6% 2nd Half: 3-5 60.0% **Game: 41.7%** **REBS**  
**F Throw %** 1st Half: 5-5 100% 2nd Half: 12-14 85.7% **Game: 89.5%** **1**

Officials: Lee Cassell, Gary Maxwell, Terry Moore  
 Technical fouls: LSU-None. Tulane-GOMEZ, David; TEAM.  
 Attendance: 3690

| Score by Periods | 1st | 2nd | Total |
|------------------|-----|-----|-------|
| LSU              | 32  | 31  | 63    |
| Tulane           | 31  | 37  | 68    |



# Dameon Mason

Guard/Forward • 6-6 • 190 • Senior • 1VL • Kansas City, Mo. • Marquette

# 2

## Top Performances

### Points

Season: 5, vs. SLU, 11/12/07  
 Career: 14, vs. Wright St., 12/27/06

### Rebounds

Season: 6, at Tulane, 1/2/08  
 Career: 7, vs. Florida, 2/24/07

### Field Goals Made

Season: 2, twice  
 Career: 5, three times

### 3 PT FG Made

Season:  
 Career: 2, twice

### Free Throws Made

Season: 2, at Villanova, 12/6/07  
 Career: 4, vs. Miss. Valley, 12/28/06

### Assists

Season: 2, vs. Southern, 11/30/07  
 Career: 7, vs. ULM, 11/19/06

### Blocks

Season: 3, at Villanova, 12/6/07  
 Career: 3, at Villanova, 12/6/07

### Steals

Season: 1, twice  
 Career: 3, vs. Vanderbilt, 1/24/07

### Minutes Played

Season: 21, vs. Nicholls St., 11/28/07  
 Career: 35, twice

## Top Career Scoring Games

1. 14 vs. Wright State, 12/27/06
2. 13 vs. Miss. Valley, 12/28/06
3. 12 at Tulane, 12/02/06
4. 11 vs. Samford, 12/29/06
5. 10 vs. UL-Monroe, 11/19/06
6. 9 at Washington, 12/20/06
6. 9 vs. McNeese State, 11/29/06
8. 7 three times

## Senior Season (2007-08)

Returned to play 14 minutes against Tulane with four points and six rebounds (1/2) ... Career high three blocks against Villanova (12/6) ... Played 21 minutes in return (11/28) ... Cleared to return to practice late Monday (11/26) ... Missed four games with viral infection on heart muscle ... Mason opened his senior year with five points in 15 minutes vs. Southeastern Louisiana (11/12) ... Mason hit 7-of-11 shots in exhibition play, averaging 7.0 points ... Averaged 8.7 points and 5.3 rebounds in the Canadian exhibition tour, hitting 50 percent from the field.


## Mason's Game-by-Game Statistics

### 2007-08

| OPPONENT          | MIN                      | FG  | 3FG | FT  | REB | PF/D | A | TO | BLK | STL | PTS |
|-------------------|--------------------------|-----|-----|-----|-----|------|---|----|-----|-----|-----|
| Southeastern La.  | 15                       | 2-5 | 0-0 | 1-1 | 1   | 1/0  | 0 | 1  | 0   | 0   | 5   |
| McNeese State     | DNP-illness              |     |     |     |     |      |   |    |     |     |     |
| Oklahoma State    | DNP-illness              |     |     |     |     |      |   |    |     |     |     |
| Chaminade         | DNP-illness              |     |     |     |     |      |   |    |     |     |     |
| Arizona State     | DNP-illness              |     |     |     |     |      |   |    |     |     |     |
| Nicholls State    | 21                       | 1-3 | 0-0 | 0-0 | 4   | 2-0  | 1 | 2  | 0   | 0   | 2   |
| Southern          | 15                       | 1-4 | 0-0 | 0-0 | 4   | 4-0  | 2 | 0  | 0   | 1   | 2   |
| Villanova         | 18                       | 0-2 | 0-0 | 2-7 | 3   | 3-0  | 0 | 0  | 3   | 0   | 2   |
| Northwestern St.  | 8                        | 0-0 | 0-0 | 0-0 | 0   | 0-0  | 1 | 0  | 0   | 1   | 0   |
| Wichita State     | DNP-intercession classes |     |     |     |     |      |   |    |     |     |     |
| Oregon State      | DNP-intercession classes |     |     |     |     |      |   |    |     |     |     |
| Washington        | DNP                      |     |     |     |     |      |   |    |     |     |     |
| Tulane            | 14                       | 2-5 | 0-0 | 0-1 | 6   | 0-0  | 1 | 0  | 0   | 0   | 4   |
| Texas A&M         |                          |     |     |     |     |      |   |    |     |     |     |
| Mississippi St.   |                          |     |     |     |     |      |   |    |     |     |     |
| Ole Miss          |                          |     |     |     |     |      |   |    |     |     |     |
| Auburn            |                          |     |     |     |     |      |   |    |     |     |     |
| Vanderbilt        |                          |     |     |     |     |      |   |    |     |     |     |
| Arkansas          |                          |     |     |     |     |      |   |    |     |     |     |
| Auburn            |                          |     |     |     |     |      |   |    |     |     |     |
| Alabama           |                          |     |     |     |     |      |   |    |     |     |     |
| Tennessee         |                          |     |     |     |     |      |   |    |     |     |     |
| Florida           |                          |     |     |     |     |      |   |    |     |     |     |
| Kentucky          |                          |     |     |     |     |      |   |    |     |     |     |
| Arkansas          |                          |     |     |     |     |      |   |    |     |     |     |
| Ole Miss          |                          |     |     |     |     |      |   |    |     |     |     |
| South Carolina    |                          |     |     |     |     |      |   |    |     |     |     |
| Georgia           |                          |     |     |     |     |      |   |    |     |     |     |
| Alabama           |                          |     |     |     |     |      |   |    |     |     |     |
| Mississippi State |                          |     |     |     |     |      |   |    |     |     |     |

## Dameon Mason's Career Stats

| YEAR          | GP-GS        | MIN/AVG         | FG-FGA        | PCT.        | 3FG-FGA     | PCT.        | FT-FTA       | PCT.        | REB-AVG        | PF-FO       | AST       | TO        | BLK      | STL       | PTS-AVG.       |
|---------------|--------------|-----------------|---------------|-------------|-------------|-------------|--------------|-------------|----------------|-------------|-----------|-----------|----------|-----------|----------------|
| 06-07         | 31-14        | 594/19.2        | 61-143        | .427        | 9-28        | .321        | 35-50        | .700        | 93-3.0         | 48-1        | 25        | 40        | 6        | 16        | 166-5.4        |
| 07-08         | 6-0          | 91/15.2         | 6-19          | .316        | 0-0         | .000        | 3-9          | .333        | 18-3.0         | 10-0        | 5         | 3         | 3        | 2         | 15-2.5         |
| <b>Totals</b> | <b>37-14</b> | <b>685/18.5</b> | <b>67-162</b> | <b>.414</b> | <b>9-28</b> | <b>.321</b> | <b>38-59</b> | <b>.644</b> | <b>111-3.0</b> | <b>58-1</b> | <b>30</b> | <b>43</b> | <b>9</b> | <b>18</b> | <b>181/4.9</b> |



# Anthony Randolph

Forward • 6-10 • 205 • Freshman • HS • Dallas, Texas • Woodrow Wilson HS

# 3

## Top Performances

### Points

Season: 24, vs. Southern, 11/30/07  
 Career: 24, vs. Southern, 11/30/07

### Rebounds

Season: 13, vs. SLU, 11/12/07  
 Career: 13, vs. SLU, 11/12/07

### Field Goals Made

Season: 10, vs. Southern, 11/30/07  
 Career: 10, vs. Southern, 11/30/07

### 3 PT FG Made

Season: 1, twice  
 Career: 1, twice

### Free Throws Made

Season: 8, vs. Oregon St., 12/22/07  
 Career: 8, vs. Oregon St., 12/22/07

### Assists

Season: 4, vs. NW St., 12/15/07  
 Career: 4, vs. NW St., 12/15/07

### Blocks

Season: 6, vs. SLU, 11/12/07  
 Career: 6, vs. SLU, 11/12/07

### Steals

Season: 4, twice  
 Career: 4, twice

### Minutes Played

Season: 36, vs. Wash. (12/29/07)  
 Career: 36, vs. Wash. (12/29/07)

## Top Career Scoring Games

- 24 vs. Southern, 11/30/07
- 21 vs. Arizona State, 11/21/07
- 21 vs. Chaminade, 11/20/07
- 19 vs. Southeastern La., 11/12/07
- 15 vs. Tulane, 1/2/08
- 14 vs. Oregon State, 12/22/07
- 13 vs. Northwestern St., 12/15/07
- 12 at Villanova, 12/6/07
- 12 vs. McNeese, 11/14/07
- 10 vs. Washington, 12/29/07

**SEC Freshman of the Week, Nov. 19**

**Jay Bilas' ESPN.com All-Maui Team, Nov. 21**

## Freshman Season (2007-08)

Third straight double figure game with 15 against Tulane (1/2) ... Ten points, nine boards against Washington, first game with no blocks (12/29) ... Eighth double figure scoring game with 14 against Oregon State (12/22) ... With four blocks against Northwestern State (12/15), blocked 13 shots last three games ... Fouled out for first time in Villanova game with about four minutes to go (12/6) ... Rebounded from off-night against Nicholls State (11/28) to record career high 24 points and second double double with 11 boards against Southern (11/30) ... 21 points in Maui versus Chaminade (11/20) and Arizona State (11/21) ... Named SEC Freshman of the Week (11/19) for his first two games ... Had a strong debut with his first double double against Southeastern (11/12) with 19 points, 13 rebounds ... Co-team leader in scoring, averaging 17.5 ppg and team leader in rebounds in exhibitions averaging 10 rpg ... 15-of-26 from the floor ... Second leading scorer on the Canadian exhibition tour, averaging 13.3 points per game with team best 6.7 rebounds ... Had eight blocks in three games ... Had 17 points, nine board, six blocks against York University.

## Randolph's Game-by-Game Statistics

### 2007-08

| OPPONENT         | MIN | FG    | 3FG | FT   | REB | PF/D | A | TO | BLK | STL | PTS |
|------------------|-----|-------|-----|------|-----|------|---|----|-----|-----|-----|
| Southeastern La. | 33  | 7-11  | 1-2 | 4-6  | 13  | 2/0  | 2 | 2  | 6   | 4   | 19  |
| McNeese State    | 29  | 5-9   | 0-1 | 2-4  | 7   | 3/0  | 3 | 2  | 1   | 2   | 12  |
| Oklahoma State   | 26  | 2-5   | 0-1 | 1-2  | 5   | 4-0  | 2 | 5  | 3   | 0   | 5   |
| Chaminade        | 32  | 9-14  | 0-0 | 3-4  | 9   | 2-0  | 2 | 4  | 2   | 1   | 21  |
| Arizona State    | 21  | 8-14  | 0-2 | 5-6  | 7   | 2-0  | 1 | 0  | 2   | 1   | 21  |
| Nicholls State   | 21  | 3-6   | 0-1 | 0-0  | 7   | 2-0  | 1 | 2  | 3   | 3   | 6   |
| Southern         | 26  | 10-14 | 1-2 | 3-5  | 11  | 1-0  | 1 | 3  | 5   | 0   | 24  |
| Villanova        | 27  | 5-10  | 0-1 | 2-3  | 6   | 5-0  | 1 | 4  | 4   | 1   | 12  |
| Northwestern St. | 28  | 3-9   | 0-1 | 7-10 | 8   | 1-0  | 4 | 1  | 4   | 1   | 13  |
| Wichita State    | 28  | 3-13  | 0-1 | 0-1  | 3   | 2-0  | 1 | 0  | 2   | 4   | 6   |
| Oregon State     | 35  | 3-10  | 0-0 | 8-12 | 9   | 3-0  | 0 | 3  | 1   | 2   | 14  |
| Washington       | 36  | 2-11  | 0-0 | 6-6  | 9   | 3-0  | 0 | 3  | 0   | 3   | 10  |
| Tulane           | 35  | 5-11  | 0-0 | 5-6  | 9   | 4-0  | 1 | 1  | 3   | 0   | 15  |

Texas A&M

Mississippi St.

Ole Miss

Auburn

Vanderbilt

Arkansas

Auburn

Alabama

Tennessee

Florida

Kentucky

Arkansas

Ole Miss

South Carolina


Georgia

Alabama

Mississippi State

## Anthony Randolph's Career Stats

| YEAR          | GP-GS        | MIN/AVG         | FG-FGA        | PCT.        | 3FG-FGA     | PCT.        | FT-FTA       | PCT.        | REB-AVG        | PF-FO       | AST       | TO        | BLK       | STL       | PTS-AVG.        |
|---------------|--------------|-----------------|---------------|-------------|-------------|-------------|--------------|-------------|----------------|-------------|-----------|-----------|-----------|-----------|-----------------|
| 07-08         | 13-13        | 390-30.0        | 65-137        | .474        | 2-12        | .167        | 46-65        | .708        | 103-7.9        | 34-1        | 19        | 30        | 36        | 22        | 178-13.7        |
| <b>Totals</b> | <b>13-13</b> | <b>390-30.0</b> | <b>65-137</b> | <b>.474</b> | <b>2-12</b> | <b>.167</b> | <b>46-65</b> | <b>.708</b> | <b>103-7.9</b> | <b>34-1</b> | <b>19</b> | <b>30</b> | <b>36</b> | <b>22</b> | <b>178-13.7</b> |



# Marcus Thornton

Guard \* 6-4 \* 198 \* Junior \* JC \* Baton Rouge, La. \* Kilgore College

# 5

## Top Performances

### Points

Season: 27, vs. SLU, 11/12/07  
 Career: 27, vs. SLU, 11/12/07

### Rebounds

Season: 13, at Villanova, 12/6/07  
 Career: 13, at Villanova, 12/6/07

### Field Goals Made

Season: 9, twice  
 Career: 9, twice

### 3 PT FG Made

Season: 6, vs. Oregon St., 12/21/07  
 Career: 6, vs. Oregon St., 12/21/07

### Free Throws Made

Season: 7, vs. SLU, 11/12/07  
 Career: 7, vs. SLU, 11/12/07

### Assists

Season: 4, at Tulane, 1/2/08  
 Career: 4, at Tulane, 1/2/08

### Blocks

Season: 1, three times  
 Career: 1, three times

### Steals

Season: 4, vs. Southern, 11/30/07  
 Career: 4, vs. Southern, 11/30/07

### Minutes Played

Season: 40, twice  
 Career: 40, twice

## Top Career Scoring Games

1. 27 vs. SLU, 11/12/07
2. 24 vs. Nicholls State, 11/28/07
3. 24 vs. McNeese, 11/14/07
4. 22 vs. Northwestern State, 12/15/07
4. 22 vs. Southern, 11/30/07
6. 20 vs. Oregon State, 12/21/07
6. 20 vs. Okla. St., 11/19/07
8. 18 vs. Arizona State, 11/21/07
8. 18 vs. Washington, 12/29/07
10. 15 at Villanova, 12/6/07

## Junior Season (2007-08)

Double figure scoring streak snapped against Tulane (1/2) ... Hit six three-pointers in seventh 20-point game against Oregon State (12/21) ... Third double double of the season at Wichita State (12/19) ... Sixth 20-plus point game against Northwestern State (12/15) ... Second double double at Villanova (12/6) ... Back-to-back 20-point games with 22 points against Southern (11/30) after 24 against Nicholls State (11/28) ... Hit three-pointer that forced overtime and was ESPN's No. 2 play of the day in OT loss against Arizona State (11/21) ... Opens season with three-consecutive 20-point games -- 20 against Oklahoma State (11/19) ... Posted back-to-back 20-plus games with 24 against McNeese (11/14) ... Just short of becoming first player since 2005 to score 30 in a game for LSU with 27 in opener vs. Southeastern Louisiana (11/12) ... Leading scorer on the Canadian tour, averaging 26.0 points per game and 6.3 rebounds ... Hit 32-of-55 field goal attempts, including 11-of-25 threes ... Had 30 in the win over Guelph and 29 points and 10 rebounds against the University of Toronto.

## Thornton's Game-by-Game Statistics

### 2007-08

| OPPONENT          | MIN | FG   | 3FG  | FT  | REB | PF/D | A | TO | BLK | STL | PTS |
|-------------------|-----|------|------|-----|-----|------|---|----|-----|-----|-----|
| Southeastern La.  | 34  | 8-14 | 4-7  | 7-9 | 2   | 0/0  | 2 | 2  | 0   | 2   | 27  |
| McNeese State     | 37  | 8-16 | 2-8  | 6-7 | 3   | 1-0  | 2 | 3  | 1   | 1   | 24  |
| Oklahoma State    | 31  | 6-14 | 2-6  | 6-6 | 3   | 3-0  | 1 | 0  | 1   | 1   | 20  |
| Chaminade         | 29  | 2-12 | 0-4  | 0-2 | 2   | 3-0  | 0 | 1  | 1   | 2   | 4   |
| Arizona State     | 40  | 7-19 | 4-12 | 0-0 | 12  | 4-0  | 1 | 5  | 0   | 1   | 18  |
| Nicholls State    | 35  | 9-15 | 4-8  | 2-3 | 6   | 1-0  | 1 | 2  | 1   | 0   | 24  |
| Southern          | 32  | 9-15 | 4-7  | 0-0 | 7   | 1-0  | 3 | 1  | 0   | 4   | 22  |
| Villanova         | 38  | 6-15 | 1-6  | 2-2 | 13  | 3-0  | 2 | 2  | 0   | 1   | 15  |
| Northwestern St.  | 24  | 7-15 | 4-10 | 4-5 | 5   | 2-0  | 2 | 2  | 1   | 3   | 22  |
| Wichita State     | 38  | 3-13 | 0-6  | 6-6 | 11  | 3-0  | 2 | 3  | 0   | 0   | 12  |
| Oregon State      | 30  | 6-17 | 6-10 | 2-2 | 6   | 3-0  | 1 | 2  | 0   | 2   | 20  |
| Washington        | 33  | 7-15 | 0-4  | 4-4 | 8   | 3-0  | 2 | 4  | 0   | 2   | 18  |
| Tulane            | 32  | 3-8  | 0-5  | 1-2 | 1   | 4-0  | 4 | 1  | 1   | 2   | 7   |
| Texas A&M         |     |      |      |     |     |      |   |    |     |     |     |
| Mississippi St.   |     |      |      |     |     |      |   |    |     |     |     |
| Ole Miss          |     |      |      |     |     |      |   |    |     |     |     |
| Auburn            |     |      |      |     |     |      |   |    |     |     |     |
| Vanderbilt        |     |      |      |     |     |      |   |    |     |     |     |
| Arkansas          |     |      |      |     |     |      |   |    |     |     |     |
| Auburn            |     |      |      |     |     |      |   |    |     |     |     |
| Alabama           |     |      |      |     |     |      |   |    |     |     |     |
| Tennessee         |     |      |      |     |     |      |   |    |     |     |     |
| Florida           |     |      |      |     |     |      |   |    |     |     |     |
| Kentucky          |     |      |      |     |     |      |   |    |     |     |     |
| Arkansas          |     |      |      |     |     |      |   |    |     |     |     |
| Ole Miss          |     |      |      |     |     |      |   |    |     |     |     |
| South Carolina    |     |      |      |     |     |      |   |    |     |     |     |
| Georgia           |     |      |      |     |     |      |   |    |     |     |     |
| Alabama           |     |      |      |     |     |      |   |    |     |     |     |
| Mississippi State |     |      |      |     |     |      |   |    |     |     |     |

## Marcus Thornton's Career Stats

| YEAR          | GP-GS        | MIN/AVG         | FG-FGA        | PCT.        | 3FG-FGA      | PCT.        | FT-FTA       | PCT.        | REB-AVG       | PF-FO       | AST       | TO        | BLK      | STL       | PTS-AVG.        |
|---------------|--------------|-----------------|---------------|-------------|--------------|-------------|--------------|-------------|---------------|-------------|-----------|-----------|----------|-----------|-----------------|
| 07-08         | 12-12        | 401-33.4        | 78-180        | .433        | 31-88        | .352        | 39-46        | .848        | 78-6.5        | 27-0        | 19        | 27        | 5        | 19        | 226-18.8        |
| <b>Totals</b> | <b>12-12</b> | <b>401-33.4</b> | <b>78-180</b> | <b>.433</b> | <b>31-88</b> | <b>.352</b> | <b>39-46</b> | <b>.848</b> | <b>78-6.5</b> | <b>27-0</b> | <b>19</b> | <b>27</b> | <b>5</b> | <b>19</b> | <b>226-18.8</b> |



# Greg Terrebonne

Guard • 6-0 • 205 • Sophomore • 1VL • Galliano, La. • South Lafourche HS

# 10

### Top Performances

#### Points

Season: 2, vs. Southern, 11/30/07  
 Career: 2, vs. Southern, 11/30/07

#### Rebounds

Season:  
 Career: 1, three times

#### Field Goals Made

Season: 1, vs. Southern, 11/30/07  
 Career: 1, vs. Southern, 11/30/07

#### 3 PT FG Made

Season:  
 Career:

#### Free Throws Made

Season:  
 Career:

#### Assists

Season: 2, vs. Southern, 11/30/07  
 Career: 2, vs. Southern, 11/30/07

#### Blocks

Season:  
 Career:

#### Steals

Season:  
 Career: 1, vs. Wright St., 12/27/06

#### Minutes Played

Season: 2, three times  
 Career: 2, three times

### Top Career Scoring Games

1. 2 vs. Southern, 11/30/07

### Sophomore Season (2007-08)

Much to crowd's delight got first college points against Southern (11/30) at the buzzer ... Saw first action against Nicholls State (11/29) ... Scored two points in final two minutes of exhibition, his first points scored on the LSU court.


### Terrebonne's Game-by-Game Statistics

#### 2007-08

| OPPONENT          | MIN | FG  | 3FG | FT  | REB | PF/D | A | TO | BLK | STL | PTS |
|-------------------|-----|-----|-----|-----|-----|------|---|----|-----|-----|-----|
| Southeastern La.  | DNP |     |     |     |     |      |   |    |     |     |     |
| McNeese State     | DNP |     |     |     |     |      |   |    |     |     |     |
| Oklahoma State    | DNP |     |     |     |     |      |   |    |     |     |     |
| Chaminade         | DNP |     |     |     |     |      |   |    |     |     |     |
| Arizona State     | DNP |     |     |     |     |      |   |    |     |     |     |
| Nicholls State    | 2   | 0-0 | 0-0 | 0-0 | 0   | 0-0  | 0 | 1  | 0   | 0   | 0   |
| Southern          | 2   | 1-3 | 0-0 | 0-0 | 0   | 0-0  | 2 | 0  | 0   | 0   | 2   |
| Villanova         | DNP |     |     |     |     |      |   |    |     |     |     |
| Northwestern St.  | 2   | 0-0 | 0-0 | 0-0 | 0   | 0-0  | 0 | 0  | 0   | 0   | 0   |
| Wichita State     | DNP |     |     |     |     |      |   |    |     |     |     |
| Oregon State      | DNP |     |     |     |     |      |   |    |     |     |     |
| Washington        | DNP |     |     |     |     |      |   |    |     |     |     |
| Tulane            | DNP |     |     |     |     |      |   |    |     |     |     |
| Texas A&M         |     |     |     |     |     |      |   |    |     |     |     |
| Mississippi St.   |     |     |     |     |     |      |   |    |     |     |     |
| Ole Miss          |     |     |     |     |     |      |   |    |     |     |     |
| Auburn            |     |     |     |     |     |      |   |    |     |     |     |
| Vanderbilt        |     |     |     |     |     |      |   |    |     |     |     |
| Arkansas          |     |     |     |     |     |      |   |    |     |     |     |
| Auburn            |     |     |     |     |     |      |   |    |     |     |     |
| Alabama           |     |     |     |     |     |      |   |    |     |     |     |
| Tennessee         |     |     |     |     |     |      |   |    |     |     |     |
| Florida           |     |     |     |     |     |      |   |    |     |     |     |
| Kentucky          |     |     |     |     |     |      |   |    |     |     |     |
| Arkansas          |     |     |     |     |     |      |   |    |     |     |     |
| Ole Miss          |     |     |     |     |     |      |   |    |     |     |     |
| South Carolina    |     |     |     |     |     |      |   |    |     |     |     |
| Georgia           |     |     |     |     |     |      |   |    |     |     |     |
| Alabama           |     |     |     |     |     |      |   |    |     |     |     |
| Mississippi State |     |     |     |     |     |      |   |    |     |     |     |

### Greg Terrebonne's Career Stats

| YEAR          | GP-GS      | MIN/AVG       | FG-FGA     | PCT.        | 3FG-FGA    | PCT.        | FT-FTA     | PCT.        | REB-AVG      | PF-FO      | AST      | TO       | BLK      | STL      | PTS-AVG.     |
|---------------|------------|---------------|------------|-------------|------------|-------------|------------|-------------|--------------|------------|----------|----------|----------|----------|--------------|
| 06-07         | 5-0        | 7/1.4         | 0-0        | .000        | 0-0        | .000        | 0-0        | .000        | 3-0.6        | 0-0        | 1        | 1        | 0        | 1        | 0-0.0        |
| 07-08         | 3-0        | 6/2.0         | 1-3        | .333        | 0-0        | .000        | 0-0        | .000        | 0-0.0        | 0-0        | 2        | 1        | 0        | 0        | 2-0.7        |
| <b>Totals</b> | <b>8-0</b> | <b>13/1.6</b> | <b>1-3</b> | <b>.333</b> | <b>0-0</b> | <b>.000</b> | <b>0-0</b> | <b>.000</b> | <b>3-0.4</b> | <b>0-0</b> | <b>3</b> | <b>2</b> | <b>0</b> | <b>1</b> | <b>2-0.3</b> |



# Bo Spencer

Guard • 6-1 • 180 • Freshman • HS • Baton Rouge, La. • Glen Oaks HS

# 11

## Top Performances

### Points

Season: 14, vs. Arizona St., 11/21/07  
 Career: 14, vs. Arizona St., 11/21/07

### Rebounds

Season: 4, vs. Nicholls St., 11/28/07  
 Career: 4, vs. Nicholls St., 11/28/07

### Field Goals Made

Season: 5, vs. Arizona St., 11/21/07  
 Career: 5, vs. Arizona St., 11/21/07

### 3 PT FG Made

Season: 4, vs. Arizona St., 11/21/07  
 Career: 4, vs. Arizona St., 11/21/07

### Free Throws Made

Season: 5, vs. NW State, 12/15/07  
 Career: 5, vs. NW State, 12/15/07

### Assists

Season: 6, vs. Southern, 11/30/07  
 Career: 6, vs. Southern, 11/30/07

### Blocks

Season: 1, vs. Chaminade, 11/20/07  
 Career: 1, vs. Chaminade, 11/20/07

### Steals

Season: 2, vs. NW State., 12/15/07  
 Career: 2, vs. NW State, 12/15/07

### Minutes Played

Season: 34, vs. Arizona St., 11/21/07  
 Career: 34, vs. Arizona St., 11/21/07

## Top Career Scoring Games

1. 14, vs. Arizona State, 11/21/07
2. 11, vs. Nicholls State, 11/28/07
2. 11, vs. Chaminade, 11/20/07
4. 10, vs. Okla. St., 11/19/07
5. 9, at Tulane, 1/2/08
5. 9, vs. Northwestern State, 12/15/07
7. 7, vs. SLU, 11/12/07
8. 5, at Villanova, 12/6/07
9. 4, at Wichita State, 12/19/07
10. 2, vs. McNeese, 11/14/07

## Freshman Season (2007-08)

Best game since hurting ankle with nine points in 24 minutes against Tulane (1/2) ... Only able to play three minutes against Oregon State (12/21) after spraining ankle in game at Wichita State (12/19) ... Failed to score against Southern (11/30), but had season best six assists, just two turnovers ... Fourth consecutive double figure game (11) against Nicholls (11/28) ... Season best 14 points against Arizona State (11/21) ... Spencer also had 11 against Chaminade (11/20) and 10 versus Oklahoma State (11/19) ... Spencer scored seven in opener vs. Southeastern (11/12) ... Spencer averaged 7.5 points per game in exhibitions, hitting 7-of-9 field goal attempts ... Averaged 8.7 points and 5.3 rebounds in the Canadian exhibition tour, hitting 50 percent from the field.


## Spencer's Game-by-Game Statistics

### 2007-08

| OPPONENT          | MIN | FG  | 3FG | FT  | REB | PF/D | A | TO | BLK | STL | PTS |
|-------------------|-----|-----|-----|-----|-----|------|---|----|-----|-----|-----|
| Southeastern La.  | 21  | 3-3 | 1-1 | 0-0 | 1   | 1/0  | 2 | 2  | 0   | 1   | 7   |
| McNeese State     | 12  | 0-0 | 0-0 | 2-2 | 1   | 0-0  | 0 | 1  | 0   | 0   | 2   |
| Oklahoma State    | 25  | 3-6 | 2-3 | 2-2 | 1   | 2-0  | 4 | 4  | 0   | 1   | 10  |
| Chaminade         | 23  | 4-6 | 3-5 | 0-0 | 3   | 2-0  | 2 | 2  | 1   | 0   | 11  |
| Arizona State     | 34  | 5-9 | 4-8 | 0-0 | 2   | 3-0  | 3 | 2  | 0   | 0   | 14  |
| Nicholls State    | 29  | 3-8 | 3-7 | 2-2 | 4   | 1-0  | 3 | 2  | 0   | 0   | 11  |
| Southern          | 26  | 0-3 | 0-3 | 0-0 | 1   | 3-0  | 6 | 2  | 0   | 1   | 0   |
| Villanova         | 21  | 1-4 | 1-4 | 2-3 | 1   | 3-0  | 3 | 1  | 0   | 0   | 5   |
| Northwestern St.  | 26  | 2-5 | 0-1 | 5-7 | 3   | 0-0  | 3 | 2  | 0   | 2   | 9   |
| Wichita State     | 20  | 1-5 | 1-4 | 1-2 | 1   | 1-0  | 0 | 1  | 0   | 1   | 4   |
| Oregon State      | 3   | 0-0 | 0-0 | 0-0 | 0   | 0-0  | 1 | 0  | 0   | 0   | 0   |
| Washington        | 19  | 0-2 | 0-1 | 0-0 | 1   | 2-0  | 0 | 2  | 0   | 1   | 0   |
| Tulane            | 24  | 3-9 | 2-5 | 1-2 | 3   | 3-0  | 2 | 1  | 0   | 1   | 9   |
| Texas A&M         |     |     |     |     |     |      |   |    |     |     |     |
| Mississippi St.   |     |     |     |     |     |      |   |    |     |     |     |
| Ole Miss          |     |     |     |     |     |      |   |    |     |     |     |
| Auburn            |     |     |     |     |     |      |   |    |     |     |     |
| Vanderbilt        |     |     |     |     |     |      |   |    |     |     |     |
| Arkansas          |     |     |     |     |     |      |   |    |     |     |     |
| Auburn            |     |     |     |     |     |      |   |    |     |     |     |
| Alabama           |     |     |     |     |     |      |   |    |     |     |     |
| Tennessee         |     |     |     |     |     |      |   |    |     |     |     |
| Florida           |     |     |     |     |     |      |   |    |     |     |     |
| Kentucky          |     |     |     |     |     |      |   |    |     |     |     |
| Arkansas          |     |     |     |     |     |      |   |    |     |     |     |
| Ole Miss          |     |     |     |     |     |      |   |    |     |     |     |
| South Carolina    |     |     |     |     |     |      |   |    |     |     |     |
| Georgia           |     |     |     |     |     |      |   |    |     |     |     |
| Alabama           |     |     |     |     |     |      |   |    |     |     |     |
| Mississippi State |     |     |     |     |     |      |   |    |     |     |     |

## Bo Spencer's Career Stats

| YEAR          | GP-GS       | MIN/AVG         | FG-FGA       | PCT.        | 3FG-FGA      | PCT.        | FT-FTA       | PCT.        | REB-AVG       | PF-FO       | AST       | TO        | BLK      | STL      | PTS-AVG.      |
|---------------|-------------|-----------------|--------------|-------------|--------------|-------------|--------------|-------------|---------------|-------------|-----------|-----------|----------|----------|---------------|
| 07-08         | 13-0        | 283-21.8        | 25-60        | .418        | 17-42        | .405        | 15-20        | .750        | 22-1.7        | 21-0        | 29        | 22        | 1        | 8        | 82-6.3        |
| <b>Totals</b> | <b>13-0</b> | <b>283-21.8</b> | <b>25-60</b> | <b>.418</b> | <b>17-42</b> | <b>.405</b> | <b>15-20</b> | <b>.750</b> | <b>22-1.7</b> | <b>21-0</b> | <b>29</b> | <b>22</b> | <b>1</b> | <b>8</b> | <b>82-6.3</b> |



# Terry Martin

Guard • 6-6 • 207 • Junior • 1VL • Monroe, La. • Texas Tech

# 13

## Top Performances

### Points

Season: 19, at Tulane, 1/2/08  
 Career: 23, vs. Auburn, 1/13/07

### Rebounds

Season: 7, twice  
 Career: 7, twice

### Field Goals Made

Season: 7, at Tulane, 1/2/08  
 Career: 8, vs. Auburn, 1/13/07

### 3 PT FG Made

Season: 4, twice  
 Career: 5, twice

### Free Throws Made

Season: 2, three times  
 Career: 4, twice

### Assists

Season: 6, vs. Oregon St., 12/21/07  
 Career: 6, vs. Oregon St., 12/21/07

### Blocks

Season: 3, vs. Chaminade, 11/20/07  
 Career: 3, vs. Chaminade, 11/20/07

### Steals

Season: 1, six times  
 Career: 3, at Georgia, 1/2/07

### Minutes Played

Season: 40, vs. Oregon St., 12/21/07  
 Career: 40, vs. Oregon St., 12/21/07

## Top Career Scoring Games

- 23 vs. Auburn, 1/1/07
- 19 at Tulane, 1/2/08
- 19 vs La. Tech, 12/23/06
- 18 vs. Florida, 2/24/07
- 16 at Kentucky, 2/20/07
- 16 at Georgia, 1/28/07
- 15 vs. Oregon State, 12/21/07
- 15 vs. Northwestern State, 12/15/07
- 15 at Tennessee, 2/6/07
- 15 vs. Ole Miss, 1/17/07

## Junior Season (2007-08)

Maybe playing some of his best LSU basketball with seven straight in double figures with season high 19 against Tulane (1/2) ... Hit at least three treys in five of last six games ... Made it five straight double figure scoring games with 15 against Oregon State (12/21) ... Also played 40 minutes in a game for the first time in career and had six assists and no turnovers against the Beavers ... Extended his double figure scoring streak to four games at Wichita (12/19) ... Back-to-back season high in points after 15 against Northwestern State (12/15) ... Season high in three-pointers (4) and points (14) at Villanova (12/6) ... Third double figure game of 11 against Southern (11/30) ... 13 points against Chaminade with three treys (11/20) ... First double figure game of year with 11 vs. McNeese (11/14) ... Scored six in opener (11/12) ... Averaged 15 points for the exhibition games after hitting 5-of-10 three-point attempts in 17-point effort against EA Sports ... Had 13 points, 5 assists against Belhaven ... Just one turnover ... Played primarily at the point guard position in Canada ... Averaging 13.0 points and 5.3 assists in the three games.

## Martin's Game-by-Game Statistics

### 2007-08

| OPPONENT          | MIN | FG   | 3FG  | FT  | REB | PF/D | A | TO | BLK | STL | PTS |
|-------------------|-----|------|------|-----|-----|------|---|----|-----|-----|-----|
| Southeastern La.  | 31  | 2-7  | 0-2  | 2-2 | 4   | 3-0  | 3 | 2  | 0   | 1   | 6   |
| McNeese State     | 30  | 5-10 | 1-3  | 0-2 | 5   | 0-0  | 2 | 2  | 1   | 1   | 11  |
| Oklahoma State    | 24  | 2-9  | 1-6  | 0-0 | 6   | 3-0  | 0 | 2  | 0   | 0   | 5   |
| Chaminade         | 33  | 5-12 | 3-8  | 0-1 | 7   | 3-0  | 1 | 1  | 3   | 1   | 13  |
| Arizona State     | 27  | 1-8  | 1-7  | 0-0 | 2   | 2-0  | 3 | 3  | 0   | 0   | 3   |
| Nicholls State    | 21  | 2-4  | 0-1  | 0-0 | 2   | 2-0  | 1 | 3  | 1   | 0   | 4   |
| Southern          | 25  | 4-11 | 2-5  | 1-2 | 7   | 0-0  | 1 | 2  | 0   | 0   | 11  |
| Villanova         | 22  | 5-10 | 4-6  | 0-0 | 2   | 1-0  | 2 | 1  | 1   | 1   | 14  |
| Northwestern St.  | 29  | 5-11 | 3-6  | 2-2 | 3   | 2-0  | 4 | 2  | 0   | 0   | 15  |
| Wichita State     | 27  | 4-10 | 3-6  | 0-0 | 3   | 1-0  | 0 | 4  | 0   | 0   | 11  |
| Oregon State      | 40  | 5-18 | 3-11 | 2-2 | 2   | 2-0  | 6 | 0  | 1   | 0   | 15  |
| Washington        | 31  | 6-13 | 2-6  | 0-0 | 1   | 3-0  | 2 | 3  | 1   | 0   | 14  |
| Tulane            | 35  | 7-17 | 4-9  | 1-1 | 1   | 2-0  | 2 | 2  | 0   | 1   | 19  |
| Texas A&M         |     |      |      |     |     |      |   |    |     |     |     |
| Mississippi St.   |     |      |      |     |     |      |   |    |     |     |     |
| Ole Miss          |     |      |      |     |     |      |   |    |     |     |     |
| Auburn            |     |      |      |     |     |      |   |    |     |     |     |
| Vanderbilt        |     |      |      |     |     |      |   |    |     |     |     |
| Arkansas          |     |      |      |     |     |      |   |    |     |     |     |
| Auburn            |     |      |      |     |     |      |   |    |     |     |     |
| Alabama           |     |      |      |     |     |      |   |    |     |     |     |
| Tennessee         |     |      |      |     |     |      |   |    |     |     |     |
| Florida           |     |      |      |     |     |      |   |    |     |     |     |
| Kentucky          |     |      |      |     |     |      |   |    |     |     |     |
| Arkansas          |     |      |      |     |     |      |   |    |     |     |     |
| Ole Miss          |     |      |      |     |     |      |   |    |     |     |     |
| South Carolina    |     |      |      |     |     |      |   |    |     |     |     |
| Georgia           |     |      |      |     |     |      |   |    |     |     |     |
| Alabama           |     |      |      |     |     |      |   |    |     |     |     |
| Mississippi State |     |      |      |     |     |      |   |    |     |     |     |

## Terry Martin's Career Stats

| YEAR          | GP-GS        | MIN/AVG          | FG-FGA         | PCT.        | 3FG-FGA       | PCT.        | FT-FTA       | PCT.        | REB-AVG        | PF-FO       | AST       | TO        | BLK       | STL       | PTS-AVG.        |
|---------------|--------------|------------------|----------------|-------------|---------------|-------------|--------------|-------------|----------------|-------------|-----------|-----------|-----------|-----------|-----------------|
| 06-07         | 24-16        | 701/29.2         | 93-227         | .410        | 52-134        | .388        | 15-26        | .577        | 67-2.8         | 37-1        | 35        | 43        | 6         | 11        | 253-10.5        |
| 07-08         | 13-13        | 375/28.8         | 53-140         | .379        | 27-76         | .355        | 8-12         | .667        | 45-3.5         | 24-0        | 27        | 27        | 8         | 5         | 141-10.8        |
| <b>Totals</b> | <b>37-29</b> | <b>1076-29.1</b> | <b>146-367</b> | <b>.398</b> | <b>79-210</b> | <b>.376</b> | <b>23-38</b> | <b>.605</b> | <b>112-3.0</b> | <b>61-1</b> | <b>62</b> | <b>70</b> | <b>14</b> | <b>16</b> | <b>394-10.6</b> |





# Garrett Temple

Guard • 6-6 • 195 • Junior • 2VL • Baton Rouge, La. • Univeristy HS

# 14

## Top Performances

### Points

Season: 17, vs. Okla. St., 11/19/07  
 Career: 18, at Tulane, 12/2/06

### Rebounds

Season: 7, vs. Oregon St., 12/21/07  
 Career: 8, four times

### Field Goals Made

Season: 4, vs. Okla. St., 11/19/07  
 Career: 7, vs. McNeese, 11/29/06

### 3 PT FG Made

Season: 3, vs. Okla. St., 11/19/07  
 Career: 4, three times

### Free Throws Made

Season: 6, vs. Arizona St., 11/21/07  
 Career: 8, vs. Florida, 2/24/07

### Assists

Season: 7, vs. Arizona St., 11/21/07  
 Career: 7, seven times

### Blocks

Season: 3, at Villanova, 12/6/07  
 Career: 4, vs. Auburn, 1/13/07

### Steals

Season: 3, three times  
 Career: 4, twice

### Minutes Played

Season: 40, twice  
 Career: 45, vs. Texas, 12/10/06

## Top Career Scoring Games

1. 18 at Tulane, 12/2/06
2. 17 vs. Oklahoma State, 11/19/07
2. 17 vs. Florida, 2/24/07
2. 17 at Oregon State, 12/17/06
2. 17 vs. McNeese State, 11/29/06
6. 16 at Mississippi State, 2/3/07
6. 16 vs. Nicholls State, 11/17/06
8. 14 three times

## Junior Season (2007-08)

Hit two key treys against Tulane (1/2) to keep the Tigers in position late in the game ... Season high rebounds vs. Oregon State (12/21) ... Six assists at Villanova (12/6) ... Had 11 points and career equaling seven assists in loss at Arizona State ... Just one point off his career high with 17 against Oklahoma State (11/19) ... Came off the bench and had nine points in 30 minutes against McNeese (11/14) ... Failed to score in opener (11/12) ... Three points, four blocks in 19 minutes against Belhaven ... Temple did not play on the Canadian trip as he recovered from an ankle injury originally hurt on summer China trip and aggravated during a pickup game.

## Temple's Game-by-Game Statistics

### 2007-08

| OPPONENT          | MIN | FG  | 3FG | FT  | REB | PF/D | A | TO | BLK | STL | PTS |
|-------------------|-----|-----|-----|-----|-----|------|---|----|-----|-----|-----|
| Southeastern La.  | 29  | 0-1 | 0-1 | 0-2 | 1   | 3-0  | 1 | 2  | 0   | 0   | 0   |
| McNeese State     | 30  | 3-4 | 0-1 | 3-4 | 2   | 2-0  | 2 | 0  | 2   | 1   | 9   |
| Oklahoma State    | 34  | 4-7 | 3-5 | 6-6 | 3   | 4-0  | 5 | 4  | 1   | 1   | 17  |
| Chaminade         | 35  | 3-7 | 1-3 | 2-4 | 4   | 2-0  | 4 | 2  | 1   | 3   | 9   |
| Arizona State     | 40  | 2-4 | 1-2 | 6-6 | 5   | 4-0  | 7 | 4  | 1   | 1   | 11  |
| Nicholls State    | 32  | 0-2 | 0-2 | 0-1 | 3   | 2-0  | 2 | 2  | 1   | 3   | 0   |
| Southern          | 24  | 1-2 | 0-1 | 1-2 | 4   | 3-0  | 3 | 1  | 0   | 1   | 3   |
| Villanova         | 39  | 2-6 | 1-4 | 3-4 | 3   | 3-0  | 6 | 4  | 3   | 3   | 8   |
| Northwestern St.  | 31  | 1-2 | 0-0 | 2-2 | 6   | 3-0  | 2 | 5  | 1   | 2   | 4   |
| Wichita State     | 31  | 3-7 | 0-4 | 0-0 | 2   | 3-0  | 2 | 1  | 1   | 0   | 6   |
| Oregon State      | 40  | 1-3 | 0-1 | 2-2 | 7   | 1-0  | 5 | 2  | 2   | 2   | 4   |
| Washington        | 32  | 0-3 | 0-1 | 0-0 | 3   | 2-0  | 5 | 4  | 1   | 0   | 0   |
| Tulane            | 33  | 2-2 | 2-2 | 0-0 | 4   | 1-0  | 2 | 2  | 0   | 0   | 6   |
| Texas A&M         |     |     |     |     |     |      |   |    |     |     |     |
| Mississippi St.   |     |     |     |     |     |      |   |    |     |     |     |
| Ole Miss          |     |     |     |     |     |      |   |    |     |     |     |
| Auburn            |     |     |     |     |     |      |   |    |     |     |     |
| Vanderbilt        |     |     |     |     |     |      |   |    |     |     |     |
| Arkansas          |     |     |     |     |     |      |   |    |     |     |     |
| Auburn            |     |     |     |     |     |      |   |    |     |     |     |
| Alabama           |     |     |     |     |     |      |   |    |     |     |     |
| Tennessee         |     |     |     |     |     |      |   |    |     |     |     |
| Florida           |     |     |     |     |     |      |   |    |     |     |     |
| Kentucky          |     |     |     |     |     |      |   |    |     |     |     |
| Arkansas          |     |     |     |     |     |      |   |    |     |     |     |
| Ole Miss          |     |     |     |     |     |      |   |    |     |     |     |
| South Carolina    |     |     |     |     |     |      |   |    |     |     |     |
| Georgia           |     |     |     |     |     |      |   |    |     |     |     |
| Alabama           |     |     |     |     |     |      |   |    |     |     |     |
| Mississippi State |     |     |     |     |     |      |   |    |     |     |     |

## Garrett Temple's Career Stats

| YEAR          | GP-GS        | MIN/AVG          | FG-FGA         | PCT.        | 3FG-FGA       | PCT.        | FT-FTA         | PCT.        | REB-AVG        | PF-FO        | AST        | TO         | BLK       | STL        | PTS-AVG.       |
|---------------|--------------|------------------|----------------|-------------|---------------|-------------|----------------|-------------|----------------|--------------|------------|------------|-----------|------------|----------------|
| 05-06         | 36-35        | 1207/33.5        | 65-194         | .335        | 27-109        | .248        | 25-37          | .676        | 94-2.6         | 87-2         | 99         | 70         | 31        | 38         | 182-5.1        |
| 06-07         | 32-32        | 1099/34.3        | 91-230         | .396        | 35-130        | .269        | 57-70          | .814        | 118-3.7        | 79-1         | 138        | 83         | 34        | 52         | 274-8.6        |
| 07-08         | 13-11        | 430/33.1         | 22-50          | .440        | 8-27          | .296        | 25-33          | .758        | 47-3.6         | 33-0         | 46         | 33         | 14        | 17         | 77-5.9         |
| <b>Totals</b> | <b>81-78</b> | <b>2736/33.8</b> | <b>178-474</b> | <b>.376</b> | <b>70-266</b> | <b>.263</b> | <b>107-140</b> | <b>.764</b> | <b>259-3.2</b> | <b>199-3</b> | <b>283</b> | <b>186</b> | <b>79</b> | <b>107</b> | <b>533-6.6</b> |



# Garrett Green

Forward • 6-10 • 218 • Freshman • HS • Woodland Hills, Calif. • Taft HS

# 20

## Top Performances

### Points

Season: 6, vs. Oregon St., 12/21/07  
 Career: 6, vs. Oregon St., 12/21/07

### Rebounds

Season: 8, vs. Southern, 11/30/07  
 Career: 8, vs. Southern, 11/30/07

### Field Goals Made

Season: 2, four times  
 Career: 2, four times

### 3 PT FG Made

Season: 1, vs. Oregon St., 12/21/07  
 Career: 1, vs. Oregon St., 12/21/07

### Free Throws Made

Season: 1, twice  
 Career: 1, twice

### Assists

Season: 1, twice  
 Career: 1, twice

### Blocks

Season: 2, vs. Okla. St., 11/19/07  
 Career: 2, vs. Okla. St., 11/19/07

### Steals

Season: 1, vs. Okla. St., 11/19/07  
 Career: 1, vs. Okla. St., 11/19/07

### Minutes Played

Season: 18, at Wichita St., 12/19/07  
 Career: 18, at Wichita St., 12/19/07

## Top Career Scoring Games

1. 6 vs. Oregon State, 12/21/07
2. 4 vs. Washington, 12/29/07
2. 4 vs. Southern, 11/30/07
2. 4 vs. Nicholls State, 11/28/07
5. 2 vs. NW State, 12/15/07
5. 2 vs. Arizona State, 11/21/07
5. 2 vs. Chaminade, 11/20/07
8. 1 vs. Oklahoma State, 11/19/07

## Freshman Season (2007-08)

Scored 4 sporting new short hair cut against Washington (12/29) ... Played more minutes (18) at Wichita State, (12/19) Equaled career high in points and upped high in rebounds against Southern (11/30) ... Scored first field goal of career against Chaminade (11/20) ... Played 17 minutes on his first venture onto the court in Maui (11/19) ... Made his only field goal attempt against EA Sports ... Green was 1-of-4 with four points in 12 minutes against Belhaven ... Green did not play in Canada while the coaches were deciding on redshirt possibility for 2007-08.


## Green's Game-by-Game Statistics

### 2007-08

| OPPONENT          | MIN | FG  | 3FG | FT  | REB | PF/D | A | TO | BLK | STL | PTS |
|-------------------|-----|-----|-----|-----|-----|------|---|----|-----|-----|-----|
| Southeastern La.  | DNP |     |     |     |     |      |   |    |     |     |     |
| McNeese State     | DNP |     |     |     |     |      |   |    |     |     |     |
| Oklahoma State    | 17  | 0-1 | 0-0 | 1-2 | 2   | 5-1  | 1 | 2  | 2   | 1   | 1   |
| Chaminade         | 14  | 1-2 | 0-0 | 0-0 | 4   | 0-0  | 1 | 0  | 0   | 0   | 2   |
| Arizona State     | 7   | 1-1 | 0-0 | 0-0 | 0   | 4-0  | 0 | 0  | 0   | 0   | 2   |
| Nicholls State    | 7   | 2-3 | 0-0 | 0-1 | 5   | 0-0  | 0 | 2  | 0   | 0   | 4   |
| Southern          | 13  | 2-2 | 0-0 | 0-0 | 8   | 2-0  | 0 | 0  | 0   | 0   | 4   |
| Villanova         | 3   | 0-0 | 0-0 | 0-0 | 0   | 3-0  | 0 | 0  | 0   | 0   | 0   |
| Northwestern St.  | 11  | 1-3 | 0-0 | 0-0 | 1   | 1-0  | 0 | 2  | 0   | 0   | 2   |
| Wichita State     | 18  | 1-2 | 0-0 | 0-0 | 1   | 2-0  | 0 | 0  | 1   | 0   | 2   |
| Oregon State      | 16  | 2-4 | 1-1 | 1-2 | 1   | 2-0  | 0 | 0  | 0   | 0   | 6   |
| Washington        | 9   | 2-2 | 0-0 | 0-0 | 2   | 2-0  | 0 | 1  | 0   | 0   | 4   |
| Tulane            | 10  | 0-0 | 0-0 | 0-0 | 2   | 1-0  | 0 | 2  | 0   | 0   | 0   |
| Texas A&M         |     |     |     |     |     |      |   |    |     |     |     |
| Mississippi St.   |     |     |     |     |     |      |   |    |     |     |     |
| Ole Miss          |     |     |     |     |     |      |   |    |     |     |     |
| Auburn            |     |     |     |     |     |      |   |    |     |     |     |
| Vanderbilt        |     |     |     |     |     |      |   |    |     |     |     |
| Arkansas          |     |     |     |     |     |      |   |    |     |     |     |
| Auburn            |     |     |     |     |     |      |   |    |     |     |     |
| Alabama           |     |     |     |     |     |      |   |    |     |     |     |
| Tennessee         |     |     |     |     |     |      |   |    |     |     |     |
| Florida           |     |     |     |     |     |      |   |    |     |     |     |
| Kentucky          |     |     |     |     |     |      |   |    |     |     |     |
| Arkansas          |     |     |     |     |     |      |   |    |     |     |     |
| Ole Miss          |     |     |     |     |     |      |   |    |     |     |     |
| South Carolina    |     |     |     |     |     |      |   |    |     |     |     |
| Georgia           |     |     |     |     |     |      |   |    |     |     |     |
| Alabama           |     |     |     |     |     |      |   |    |     |     |     |
| Mississippi State |     |     |     |     |     |      |   |    |     |     |     |

## Garrett Green's Career Stats

| YEAR          | GP-GS       | MIN/AVG         | FG-FGA       | PCT.        | 3FG-FGA    | PCT.         | FT-FTA     | PCT.        | REB-AVG       | PF-FO       | AST      | TO       | BLK      | STL      | PTS-AVG.      |
|---------------|-------------|-----------------|--------------|-------------|------------|--------------|------------|-------------|---------------|-------------|----------|----------|----------|----------|---------------|
| 07-08         | 11-0        | 125/11.4        | 12-20        | .600        | 1-1        | 1.000        | 2-5        | .400        | 26-2.4        | 22-1        | 2        | 9        | 3        | 1        | 27-2.5        |
| <b>Totals</b> | <b>11-0</b> | <b>125/11.4</b> | <b>12-20</b> | <b>.600</b> | <b>1-1</b> | <b>1.000</b> | <b>2-5</b> | <b>.400</b> | <b>26-2.4</b> | <b>22-1</b> | <b>2</b> | <b>9</b> | <b>3</b> | <b>1</b> | <b>27-2.5</b> |



# Chris Johnson

Center • 6-11 • 205 • Junior • 2VL • Montross, Va. • Laurinburg (NC) Prep

# 21

## Top Performances

**Points**  
 Season: 20, vs. Southern, 11/30/07  
 Career: 20, vs. Southern, 11/30/07

**Rebounds**  
 Season: 11, vs. Chaminade, 11/20/07  
 Career: 11, vs. Chaminade, 11/20/07

**Field Goals Made**  
 Season: 9, vs. Washington, 12/29/07  
 Career: 9, vs. Washington, 12/29/07

**3 PT FG Made**  
 Season: 3, vs. Okla. St., 11/19/07  
 Career: 3, vs. Okla. St., 11/19/07

**Free Throws Made**  
 Season: 6, twice  
 Career: 6, twice

**Assists**  
 Season: 1, five times  
 Career: 1, 12 times

**Blocks**  
 Season: 6, vs. McNeese, 11/14/07  
 Career: 6, vs. McNeese, 11/14/07

**Steals**  
 Season: 3, vs. NW St., 12/15/07  
 Career: 3, vs. NW St., 12/15/07

**Minutes Played**  
 Season: 37, vs. Okla. St., 11/19/07  
 Career: 37, vs. Okla. St., 11/19/07

## Top Career Scoring Games

- 20 vs. Southern, 11/30/07
- 19 vs. Washington, 12/29/07
- 19 vs. Oklahoma State, 11/19/07
- 18 vs. Chaminade, 11/20/07
- 16 vs. Northwestern State, 12/15/07
- 16 vs. Nicholls State, 11/28/07
- 13 vs. Alabama, 1/31/07
- 11 at Villanova, 12/6/07
- 11 vs. Arizona State, 11/21/07
- 9 twice

**Jay Bilas' ESPN.com All-Maui Team, Nov. 21**  
**LSU Athlete of the Week, Nov. 22**

## Junior Season (2007-08)

May have suffered broken right hand early in second half against Tulane (1/2) ... Got scoring touch back in first half against Washington scoring 15 of his 19 points (12/29) ... Double figure scoring streak snapped at seven at Wichita (12/19) ... Scored in double figures in seventh straight game with 16 vs. Northwestern State (12/15) ... Made 18 straight free throws over four games before streak snapped on fifth attempt at Villanova (12/6) ... Career scoring night against Southern (11/30), for second straight game made all six free throw attempts ... Fourth straight double figure game against Nicholls State (11/29) ... Averaged 16 points for the three Maui games ... Back-to-back strong games with his first double-double against Chaminade (11/20) ... Had a career day, hitting three treys and scoring 19 points against Oklahoma State (11/19) ... Moved into the starting lineup against McNeese (11/14) with four points and six blocks ... Two points on a dunk in opener (11/12) ... Averaged 8.5 points and 5.0 rebounds in 20 minutes during the two exhibitions ... Johnson had nine points, three assists in 14 minutes in first exhibition ... Johnson averaged 9.3 points per game and 6.3 rebounds with seven blocks in the three-game exhibition tour of Canada

## Johnson's Game-by-Game Statistics

### 2007-08

| OPPONENT          | MIN | FG   | 3FG | FT  | REB | PF/D | A | TO | BLK | STL | PTS |
|-------------------|-----|------|-----|-----|-----|------|---|----|-----|-----|-----|
| Southeastern La.  | 13  | 1-4  | 0-2 | 0-0 | 2   | 0-0  | 0 | 0  | 1   | 1   | 2   |
| McNeese State     | 26  | 2-4  | 0-1 | 0-0 | 3   | 3-0  | 1 | 2  | 6   | 0   | 4   |
| Oklahoma State    | 37  | 8-9  | 3-4 | 0-0 | 5   | 2-0  | 1 | 7  | 0   | 0   | 19  |
| Chaminade         | 34  | 8-15 | 0-1 | 2-3 | 11  | 1-0  | 1 | 1  | 3   | 1   | 18  |
| Arizona State     | 21  | 4-5  | 1-1 | 2-2 | 5   | 5-1  | 1 | 5  | 2   | 1   | 11  |
| Nicholls State    | 24  | 5-7  | 0-1 | 6-6 | 6   | 2-0  | 0 | 3  | 3   | 1   | 16  |
| Southern          | 26  | 7-10 | 0-0 | 6-6 | 5   | 1-0  | 0 | 2  | 2   | 1   | 20  |
| Villanova         | 32  | 3-5  | 0-2 | 5-6 | 4   | 2-0  | 0 | 3  | 3   | 1   | 11  |
| Northwestern St.  | 33  | 6-8  | 2-2 | 2-2 | 2   | 1-0  | 1 | 2  | 1   | 3   | 16  |
| Wichita State     | 29  | 2-7  | 0-0 | 0-0 | 7   | 1-0  | 0 | 2  | 1   | 0   | 4   |
| Oregon State      | 29  | 3-5  | 0-0 | 0-0 | 3   | 4-0  | 1 | 3  | 2   | 2   | 6   |
| Washington        | 36  | 9-12 | 1-1 | 0-0 | 9   | 3-0  | 0 | 1  | 2   | 1   | 19  |
| Tulane            | 15  | 1-4  | 0-1 | 1-2 | 1   | 2-0  | 0 | 3  | 1   | 1   | 3   |
| Texas A&M         |     |      |     |     |     |      |   |    |     |     |     |
| Mississippi St.   |     |      |     |     |     |      |   |    |     |     |     |
| Ole Miss          |     |      |     |     |     |      |   |    |     |     |     |
| Auburn            |     |      |     |     |     |      |   |    |     |     |     |
| Vanderbilt        |     |      |     |     |     |      |   |    |     |     |     |
| Arkansas          |     |      |     |     |     |      |   |    |     |     |     |
| Auburn            |     |      |     |     |     |      |   |    |     |     |     |
| Alabama           |     |      |     |     |     |      |   |    |     |     |     |
| Tennessee         |     |      |     |     |     |      |   |    |     |     |     |
| Florida           |     |      |     |     |     |      |   |    |     |     |     |
| Kentucky          |     |      |     |     |     |      |   |    |     |     |     |
| Arkansas          |     |      |     |     |     |      |   |    |     |     |     |
| Ole Miss          |     |      |     |     |     |      |   |    |     |     |     |
| South Carolina    |     |      |     |     |     |      |   |    |     |     |     |
| Georgia           |     |      |     |     |     |      |   |    |     |     |     |
| Alabama           |     |      |     |     |     |      |   |    |     |     |     |
| Mississippi State |     |      |     |     |     |      |   |    |     |     |     |

## Chris Johnson's Career Stats

| YEAR          | GP-GS        | MIN/AVG         | FG-FGA        | PCT.        | 3FG-FGA      | PCT.        | FT-FTA       | PCT.        | REB-AVG       | PF-FO       | AST       | TO        | BLK       | STL       | PTS-AVG.       |
|---------------|--------------|-----------------|---------------|-------------|--------------|-------------|--------------|-------------|---------------|-------------|-----------|-----------|-----------|-----------|----------------|
| 05-06         | 10-0         | 43/4.3          | 6-18          | .333        | 0-6          | .000        | 1-2          | .500        | 7-0.7         | 2-0         | 3         | 6         | 3         | 2         | 13-1.3         |
| 06-07         | 18-2         | 122/6.8         | 24-43         | .558        | 3-6          | .500        | 7-11         | .636        | 29-1.6        | 19-0        | 3         | 8         | 12        | 2         | 58-3.2         |
| 07-08         | 13-12        | 355/27.3        | 59-95         | .621        | 7-16         | .438        | 24-27        | .889        | 63-4.8        | 27-1        | 6         | 34        | 27        | 13        | 149-11.5       |
| <b>Totals</b> | <b>41-14</b> | <b>520/12.7</b> | <b>89-156</b> | <b>.571</b> | <b>10-28</b> | <b>.357</b> | <b>32-40</b> | <b>.800</b> | <b>99-2.4</b> | <b>48-1</b> | <b>12</b> | <b>48</b> | <b>42</b> | <b>17</b> | <b>220-5.4</b> |



# Alex Farrer

Guard • 6-5 • 200 • Sophomore • 1VL • Phoenix, Ariz. • St. Mary's HS

# 30

## Top Performances

### Points

Season: 4, Arizona St., 11/21/07  
 Career: 5, twice

### Rebounds

Season: 2, vs. Oregon St, 12/21/07  
 Career: 2, five times

### Field Goals Made

Season: 1, twice  
 Career: 1, six times

### 3 PT FG Made

Season: 1, Arizona St., 11/21/07  
 Career: 1, five times

### Free Throws Made

Season: 2, vs. Oregon St., 12/21/07  
 Career: 2, three times

### Assists

Season: 2, Arizona St., 11/21/07  
 Career: 2, twice

### Blocks

Season:  
 Career:

### Steals

Season:  
 Career: 1, twice

### Minutes Played

Season: 22, vs. Arizona St., 11/21/07  
 Career: 22, vs. Arizona St., 11/21/07

## Top Career Scoring Games

1. 5 vs. McNeese State, 11/29/06
1. 5 vs. Nicholls State, 11/17/06
3. 4 vs. Arizona State, 11/21/07
4. 3 vs. South Carolina, 3/3/07
4. 3 at Kentucky, 2/20/07
6. 2 vs. Oregon State, 12/21/07
6. 2 at Wichita State, 12/19/07
6. 2 vs. UL-Monroe, 11/19/06
9. 1 vs. Northwestern State, 12/15/07
9. 1 vs. Nicholls State, 11/28/07

## Sophomore Season (2007-08)

Posted points for the fourth time at Wichita (12/19) ... Came in for first time in Chaminade game (11/20), took a blow to the nose, came down and got an assist before going to the bench for treatment ... Farr failed to score in either exhibition contest ... Started one game in Canada, averaged 4.3 points per game and hit three treys.

## Farrer's Game-by-Game Statistics

### 2007-08

| OPPONENT          | MIN | FG  | 3FG | FT  | REB | PF/D | A | TO | BLK | STL | PTS |
|-------------------|-----|-----|-----|-----|-----|------|---|----|-----|-----|-----|
| Southeastern La.  | DNP |     |     |     |     |      |   |    |     |     |     |
| McNeese State     | DNP |     |     |     |     |      |   |    |     |     |     |
| Oklahoma State    | DNP |     |     |     |     |      |   |    |     |     |     |
| Chaminade         | 0+  | 0-0 | 0-0 | 0-0 | 0   | 0-0  | 1 | 0  | 0   | 0   | 0   |
| Arizona State     | 22  | 1-2 | 1-1 | 1-2 | 1   | 1-0  | 2 | 1  | 0   | 0   | 4   |
| Nicholls State    | 8   | 0-0 | 0-0 | 1-2 | 1   | 1-0  | 1 | 2  | 0   | 0   | 1   |
| Southern          | 2   | 0-0 | 0-0 | 0-0 | 0   | 0-0  | 0 | 0  | 0   | 0   | 0   |
| Villanova         | DNP |     |     |     |     |      |   |    |     |     |     |
| Northwestern St.  | 8   | 0-0 | 0-0 | 1-2 | 2   | 0-0  | 0 | 1  | 0   | 0   | 1   |
| Wichita State     | 9   | 1-1 | 0-0 | 0-0 | 0   | 0-0  | 1 | 0  | 0   | 0   | 2   |
| Oregon State      | 7   | 0-0 | 0-0 | 2-2 | 2   | 0-0  | 1 | 0  | 0   | 0   | 2   |
| Washington        | 4   | 0-0 | 0-0 | 0-2 | 0   | 0-0  | 0 | 0  | 0   | 0   | 0   |
| Tulane            | 2   | 0-1 | 0-1 | 0-0 | 0   | 0-0  | 0 | 0  | 0   | 0   | 0   |
| Texas A&M         |     |     |     |     |     |      |   |    |     |     |     |
| Mississippi St.   |     |     |     |     |     |      |   |    |     |     |     |
| Ole Miss          |     |     |     |     |     |      |   |    |     |     |     |
| Auburn            |     |     |     |     |     |      |   |    |     |     |     |
| Vanderbilt        |     |     |     |     |     |      |   |    |     |     |     |
| Arkansas          |     |     |     |     |     |      |   |    |     |     |     |
| Auburn            |     |     |     |     |     |      |   |    |     |     |     |
| Alabama           |     |     |     |     |     |      |   |    |     |     |     |
| Tennessee         |     |     |     |     |     |      |   |    |     |     |     |
| Florida           |     |     |     |     |     |      |   |    |     |     |     |
| Kentucky          |     |     |     |     |     |      |   |    |     |     |     |
| Arkansas          |     |     |     |     |     |      |   |    |     |     |     |
| Ole Miss          |     |     |     |     |     |      |   |    |     |     |     |
| South Carolina    |     |     |     |     |     |      |   |    |     |     |     |
| Georgia           |     |     |     |     |     |      |   |    |     |     |     |
| Alabama           |     |     |     |     |     |      |   |    |     |     |     |
| Mississippi State |     |     |     |     |     |      |   |    |     |     |     |

## Alex Farrer's Career Stats

| YEAR          | GP-GS       | MIN/AVG        | FG-FGA      | PCT.        | 3FG-FGA     | PCT.        | FT-FTA      | PCT.        | REB-AVG       | PF-FO       | AST       | TO        | BLK      | STL      | PTS-AVG.      |
|---------------|-------------|----------------|-------------|-------------|-------------|-------------|-------------|-------------|---------------|-------------|-----------|-----------|----------|----------|---------------|
| 06-07         | 14-0        | 86/6.1         | 5-23        | .217        | 4-20        | .200        | 4-6         | .667        | 14-1.0        | 7-0         | 6         | 5         | 2        | 0        | 18-1.3        |
| 07-08         | 9-0         | 71/7.9         | 2-5         | .400        | 1-3         | .333        | 5-10        | .500        | 8-0.9         | 3-0         | 6         | 5         | 0        | 0        | 10-1.1        |
| <b>Totals</b> | <b>23-0</b> | <b>157/6.8</b> | <b>7-28</b> | <b>.250</b> | <b>5-23</b> | <b>.217</b> | <b>9-16</b> | <b>.563</b> | <b>22-1.0</b> | <b>10-0</b> | <b>12</b> | <b>10</b> | <b>2</b> | <b>0</b> | <b>28-1.2</b> |

LSU Season Schedule/Results & Leaders (as of Jan 02, 2008)  
All games

|                            |                |              |              |                |
|----------------------------|----------------|--------------|--------------|----------------|
| <b>RECORD:</b>             | <b>OVERALL</b> | <b>HOME</b>  | <b>AWAY</b>  | <b>NEUTRAL</b> |
| <b>ALL GAMES.....</b>      | <b>(7-6)</b>   | <b>(6-1)</b> | <b>(0-3)</b> | <b>(1-2)</b>   |
| <b>CONFERENCE.....</b>     | <b>(0-0)</b>   | <b>(0-0)</b> | <b>(0-0)</b> | <b>(0-0)</b>   |
| <b>NON-CONFERENCE.....</b> | <b>(7-6)</b>   | <b>(6-1)</b> | <b>(0-3)</b> | <b>(1-2)</b>   |

| DATE     | TIME      | OPPONENT               |   | SCORE | ATTEND   | HIGH POINTS           | HIGH REBOUNDS         |
|----------|-----------|------------------------|---|-------|----------|-----------------------|-----------------------|
| 11/12/07 | 7:00 pm   | SOUTHEASTERN LOUISIANA | W | 72-62 | 8171     | (27)Thornton, Marcus  | (13)Randolph, Anthony |
| 11/14/07 | 7:00 pm   | MCNEESE STATE          | W | 78-74 | 7891     | (24)Thornton, Marcus  | (14)Mitchell, Tasmin  |
| 11-19-07 | 12 p.m.   | & vs OKLAHOMA STATE    |   | 77-83 | L 2500   | (20)Thornton, Marcus  | (6)Martin, Terry      |
| 11-20-07 | 8:30 a.m. | & vs CHAMINADE         | W | 78-72 | 2500     | (21)Randolph, Anthony | (11)Johnson, Chris    |
| 11-21-07 | 9 a.m.    | & vs ARIZONA STATE     |   | 84-87 | LOT 2500 | (21)Randolph, Anthony | (12)Thornton, Marcus  |
| 11/28/07 | 7:00 pm   | NICHOLLS STATE         | W | 68-41 | 7704     | (24)Thornton, Marcus  | (7)Randolph, Anthony  |
| 11/30/07 | 7:00 pm   | SOUTHERN UNIVERSITY    | W | 88-45 | 7719     | (24)Randolph, Anthony | (11)Randolph, Anthony |
| 12/06/07 | 9:30 PM   | # at Villanova         |   | 67-68 | L 9212   | (15)Thornton, Marcus  | (13)Thornton, Marcus  |
| 12/15/07 | 7:00 pm   | NORTHWESTERN STATE     | W | 82-58 | 7809     | (22)Thornton, Marcus  | (8)Randolph, Anthony  |
| 12-19-07 | 7:07 pm   | at Wichita St.         |   | 47-67 | L 10478  | (12)Thornton, Marcus  | (11)Thornton, Marcus  |
| 12/22/07 | 2:00 pm   | OREGON STATE           | W | 67-61 | 7713     | (20)Thornton, Marcus  | (9)Randolph, Anthony  |
| 12/29/07 | 2:00 pm   | WASHINGTON             |   | 65-73 | L 8947   | (19)Johnson, Chris    | (9)Randolph, Anthony  |
|          |           |                        |   |       |          |                       | (9)Johnson, Chris     |
| 01/02/08 | 8 p.m.    | at Tulane              |   | 63-68 | L 3690   | (19)Martin, Terry     | (9)Randolph, Anthony  |

\* SEC Games

& EA Sports Maui Invitational

# Pizza Hut Big East/SEC Invitational

| ATTENDANCE SUMMARY | GAMES | TOTALS | AVG/GAME |
|--------------------|-------|--------|----------|
| HOME.....          | 7     | 55954  | 7993     |
| AWAY.....          | 3     | 23380  | 7793     |
| NEUTRAL.....       | 3     | 7500   | 2500     |
| TOTAL.....         | 13    | 86834  | 6680     |

LSU Combined Team Statistics (as of Jan 02, 2008)  
All games

|                            |                |              |              |                |
|----------------------------|----------------|--------------|--------------|----------------|
| <b>RECORD:</b>             | <b>OVERALL</b> | <b>HOME</b>  | <b>AWAY</b>  | <b>NEUTRAL</b> |
| <b>ALL GAMES.....</b>      | <b>(7-6)</b>   | <b>(6-1)</b> | <b>(0-3)</b> | <b>(1-2)</b>   |
| <b>CONFERENCE.....</b>     | <b>(0-0)</b>   | <b>(0-0)</b> | <b>(0-0)</b> | <b>(0-0)</b>   |
| <b>NON-CONFERENCE.....</b> | <b>(7-6)</b>   | <b>(6-1)</b> | <b>(0-3)</b> | <b>(1-2)</b>   |

| ## Player              | GP-GS | Min--Avg | ---TOTAL--- |      | ---3-PTS--- |       | FT-FTA  | Pct  | ----REBOUNDS---- |     |     |      | PF  | FO | A   | TO  | Blk | Stl | Pts | Avg  |
|------------------------|-------|----------|-------------|------|-------------|-------|---------|------|------------------|-----|-----|------|-----|----|-----|-----|-----|-----|-----|------|
|                        |       |          | FG-FGA      | Pct  | 3FG-FGA     | Pct   |         |      | Off              | Def | Tot | Avg  |     |    |     |     |     |     |     |      |
| 05 Thornton, Marcus... | 13-13 | 433 33.3 | 81-188      | .431 | 31-93       | .333  | 40-48   | .833 | 30               | 49  | 79  | 6.1  | 31  | 0  | 23  | 28  | 6   | 21  | 233 | 17.9 |
| 03 Randolph, Anthony.. | 13-13 | 390 30.0 | 65-137      | .474 | 2-12        | .167  | 46-65   | .708 | 25               | 78  | 103 | 7.9  | 34  | 1  | 19  | 30  | 36  | 22  | 178 | 13.7 |
| 21 Johnson, Chris..... | 13-12 | 355 27.3 | 59-95       | .621 | 7-16        | .438  | 24-27   | .889 | 18               | 45  | 63  | 4.8  | 27  | 1  | 6   | 34  | 27  | 13  | 149 | 11.5 |
| 13 Martin, Terry.....  | 13-13 | 375 28.8 | 53-140      | .379 | 27-76       | .355  | 8-12    | .667 | 10               | 35  | 45  | 3.5  | 24  | 0  | 27  | 27  | 8   | 5   | 141 | 10.8 |
| 01 Mitchell, Tasmin... | 3-3   | 66 22.0  | 7-21        | .333 | 0-5         | .000  | 8-10    | .800 | 5                | 12  | 17  | 5.7  | 8   | 0  | 6   | 9   | 1   | 7   | 22  | 7.3  |
| 11 Spencer, Bo.....    | 13-0  | 283 21.8 | 25-60       | .417 | 17-42       | .405  | 15-20   | .750 | 6                | 16  | 22  | 1.7  | 21  | 0  | 29  | 22  | 1   | 8   | 82  | 6.3  |
| 14 Temple, Garrett.... | 13-11 | 430 33.1 | 22-50       | .440 | 8-27        | .296  | 25-33   | .758 | 8                | 39  | 47  | 3.6  | 33  | 0  | 46  | 33  | 14  | 17  | 77  | 5.9  |
| 02 Mason, Dameon.....  | 6-0   | 91 15.2  | 6-19        | .316 | 0-0         | .000  | 3-9     | .333 | 4                | 14  | 18  | 3.0  | 10  | 0  | 5   | 3   | 3   | 2   | 15  | 2.5  |
| 20 Green, Garrett..... | 11-0  | 125 11.4 | 12-20       | .600 | 1-1         | 1.000 | 2-5     | .400 | 9                | 17  | 26  | 2.4  | 22  | 1  | 2   | 9   | 3   | 1   | 27  | 2.5  |
| 30 Farrer, Alex.....   | 9-0   | 71 7.9   | 2-5         | .400 | 1-3         | .333  | 5-10    | .500 | 1                | 7   | 8   | 0.9  | 3   | 0  | 6   | 5   | 0   | 0   | 10  | 1.1  |
| 10 Terrebonne, Greg... | 3-0   | 6 2.0    | 1-3         | .333 | 0-0         | .000  | 0-0     | .000 | 0                | 0   | 0   | 0.0  | 0   | 0  | 2   | 1   | 0   | 0   | 2   | 0.7  |
| TEAM.....              |       |          |             |      |             |       |         |      | 16               | 22  | 38  | 2.9  | 1   |    |     | 1   |     |     |     |      |
| -----                  |       |          |             |      |             |       |         |      |                  |     |     |      |     |    |     |     |     |     |     |      |
| Total.....             | 13    | 2625     | 333-738     | .451 | 94-275      | .342  | 176-239 | .736 | 132              | 334 | 466 | 35.8 | 214 | 3  | 171 | 202 | 99  | 96  | 936 | 72.0 |
| Opponents.....         | 13    | 2625     | 315-809     | .389 | 78-252      | .310  | 151-221 | .683 | 197              | 308 | 505 | 38.8 | 227 | 6  | 147 | 199 | 40  | 103 | 859 | 66.1 |

| TEAM STATISTICS         | LS      | OPP     | DATE                                  | OPPONENT               | W/L | SCORE | ATTEND |  |
|-------------------------|---------|---------|---------------------------------------|------------------------|-----|-------|--------|--|
| SCORING.....            | 936     | 859     | 11/12/07                              | SOUTHEASTERN LOUISIANA | W   | 72-62 | 8171   |  |
| Points per game.....    | 72.0    | 66.1    | 11/14/07                              | MCNEESE STATE          | W   | 78-74 | 7891   |  |
| Scoring margin.....     | +5.9    | -       | &11-19-07                             | vs OKLAHOMA STATE      | L   | 77-83 | 2500   |  |
| FIELD GOALS-ATT.....    | 333-738 | 315-809 | &11-20-07                             | vs CHAMINADE           | W   | 78-72 | 2500   |  |
| Field goal pct.....     | .451    | .389    | &11-21-07                             | vs ARIZONA STATE       | LOT | 84-87 | 2500   |  |
| 3 POINT FG-ATT.....     | 94-275  | 78-252  | 11/28/07                              | NICHOLLS STATE         | W   | 68-41 | 7704   |  |
| 3-point FG pct.....     | .342    | .310    | 11/30/07                              | SOUTHERN UNIVERSITY    | W   | 88-45 | 7719   |  |
| 3-pt FG made per game.. | 7.2     | 6.0     | #12/06/07                             | at Villanova           | L   | 67-68 | 9212   |  |
| FREE THROWS-ATT.....    | 176-239 | 151-221 | 12/15/07                              | NORTHWESTERN STATE     | W   | 82-58 | 7809   |  |
| Free throw pct.....     | .736    | .683    | 12-19-07                              | at Wichita St.         | L   | 47-67 | 10478  |  |
| REBOUNDS.....           | 466     | 505     | 12/22/07                              | OREGON STATE           | W   | 67-61 | 7713   |  |
| Rebounds per game.....  | 35.8    | 38.8    | 12/29/07                              | WASHINGTON             | L   | 65-73 | 8947   |  |
| Rebounding margin.....  | -3.0    | -       | 01/02/08                              | at Tulane              | L   | 63-68 | 3690   |  |
| ASSISTS.....            | 171     | 147     | * SEC Games                           |                        |     |       |        |  |
| Assists per game.....   | 13.2    | 11.3    | & EA Sports Maui Invitational         |                        |     |       |        |  |
| TURNOVERS.....          | 202     | 199     | # Pizza Hut Big East/SEC Invitational |                        |     |       |        |  |
| Turnovers per game..... | 15.5    | 15.3    |                                       |                        |     |       |        |  |
| Turnover margin.....    | -0.2    | -       |                                       |                        |     |       |        |  |
| Assist/turnover ratio.. | 0.8     | 0.7     |                                       |                        |     |       |        |  |
| STEALS.....             | 96      | 103     |                                       |                        |     |       |        |  |
| Steals per game.....    | 7.4     | 7.9     |                                       |                        |     |       |        |  |
| BLOCKS.....             | 99      | 40      |                                       |                        |     |       |        |  |
| Blocks per game.....    | 7.6     | 3.1     |                                       |                        |     |       |        |  |
| WINNING STREAK.....     | 0       | -       |                                       |                        |     |       |        |  |
| Home win streak.....    | 0       | -       |                                       |                        |     |       |        |  |
| ATTENDANCE.....         | 55954   | 30880   |                                       |                        |     |       |        |  |
| Home games-Avg/Game.... | 7-7993  | 3-7793  |                                       |                        |     |       |        |  |
| Neutral site-Avg/Game.. | -       | 3-2500  |                                       |                        |     |       |        |  |

| SCORE BY PERIODS: | 1st | 2nd | OT | Total |
|-------------------|-----|-----|----|-------|
| LSU.....          | 429 | 501 | 6  | - 936 |
| Opponents.....    | 392 | 458 | 9  | - 859 |

LSU Category Leaders (as of Jan 02, 2008)  
All games

| FG PERCENTAGE        | FG | ATT | Pct  |
|----------------------|----|-----|------|
| Johnson, Chris.....  | 59 | 95  | .621 |
| Green, Garrett.....  | 12 | 20  | .600 |
| Randolph, Anthony... | 65 | 137 | .474 |
| Temple, Garrett..... | 22 | 50  | .440 |
| Thornton, Marcus.... | 81 | 188 | .431 |
| Spencer, Bo.....     | 25 | 60  | .417 |
| Farrer, Alex.....    | 2  | 5   | .400 |
| Martin, Terry.....   | 53 | 140 | .379 |
| Terrebonne, Greg.... | 1  | 3   | .333 |
| Mitchell, Tasmin.... | 7  | 21  | .333 |
| Mason, Dameon.....   | 6  | 19  | .316 |

| 3-POINT PERCENTAGE   | 3FG | ATT | Pct   |
|----------------------|-----|-----|-------|
| Green, Garrett.....  | 1   | 1   | 1.000 |
| Johnson, Chris.....  | 7   | 16  | .438  |
| Spencer, Bo.....     | 17  | 42  | .405  |
| Martin, Terry.....   | 27  | 76  | .355  |
| Farrer, Alex.....    | 1   | 3   | .333  |
| Thornton, Marcus.... | 31  | 93  | .333  |
| Temple, Garrett..... | 8   | 27  | .296  |
| Randolph, Anthony... | 2   | 12  | .167  |
| Mitchell, Tasmin.... | 0   | 5   | .000  |

| FT PERCENTAGE        | FT | ATT | Pct  |
|----------------------|----|-----|------|
| Johnson, Chris.....  | 24 | 27  | .889 |
| Thornton, Marcus.... | 40 | 48  | .833 |
| Mitchell, Tasmin.... | 8  | 10  | .800 |
| Temple, Garrett..... | 25 | 33  | .758 |
| Spencer, Bo.....     | 15 | 20  | .750 |
| Randolph, Anthony... | 46 | 65  | .708 |
| Martin, Terry.....   | 8  | 12  | .667 |
| Farrer, Alex.....    | 5  | 10  | .500 |
| Green, Garrett.....  | 2  | 5   | .400 |
| Mason, Dameon.....   | 3  | 9   | .333 |

| POINTS               | G  | Pts | Pts/G |
|----------------------|----|-----|-------|
| Thornton, Marcus.... | 13 | 233 | 17.9  |
| Randolph, Anthony... | 13 | 178 | 13.7  |
| Johnson, Chris.....  | 13 | 149 | 11.5  |
| Martin, Terry.....   | 13 | 141 | 10.8  |
| Spencer, Bo.....     | 13 | 82  | 6.3   |
| Temple, Garrett..... | 13 | 77  | 5.9   |
| Green, Garrett.....  | 11 | 27  | 2.5   |
| Mitchell, Tasmin.... | 3  | 22  | 7.3   |
| Mason, Dameon.....   | 6  | 15  | 2.5   |
| Farrer, Alex.....    | 9  | 10  | 1.1   |
| Terrebonne, Greg.... | 3  | 2   | 0.7   |

| FIELD GOAL ATTEMPTS  | G  | Att | Att/G |
|----------------------|----|-----|-------|
| Thornton, Marcus.... | 13 | 188 | 14.5  |
| Martin, Terry.....   | 13 | 140 | 10.8  |
| Randolph, Anthony... | 13 | 137 | 10.5  |
| Johnson, Chris.....  | 13 | 95  | 7.3   |
| Spencer, Bo.....     | 13 | 60  | 4.6   |

| FIELD GOALS MADE     | G  | Made | Made/G |
|----------------------|----|------|--------|
| Thornton, Marcus.... | 13 | 81   | 6.2    |
| Randolph, Anthony... | 13 | 65   | 5.0    |
| Johnson, Chris.....  | 13 | 59   | 4.5    |
| Martin, Terry.....   | 13 | 53   | 4.1    |
| Spencer, Bo.....     | 13 | 25   | 1.9    |

| 3-POINT FG ATTEMPTS  | G  | Att | Att/G |
|----------------------|----|-----|-------|
| Thornton, Marcus.... | 13 | 93  | 7.2   |
| Martin, Terry.....   | 13 | 76  | 5.8   |
| Spencer, Bo.....     | 13 | 42  | 3.2   |
| Temple, Garrett..... | 13 | 27  | 2.1   |
| Johnson, Chris.....  | 13 | 16  | 1.2   |

| 3-POINT FGS MADE     | G  | Made | Made/G |
|----------------------|----|------|--------|
| Thornton, Marcus.... | 13 | 31   | 2.4    |
| Martin, Terry.....   | 13 | 27   | 2.1    |
| Spencer, Bo.....     | 13 | 17   | 1.3    |
| Temple, Garrett..... | 13 | 8    | 0.6    |
| Johnson, Chris.....  | 13 | 7    | 0.5    |

| FREE THROW ATTEMPTS  | G  | Att | Att/G |
|----------------------|----|-----|-------|
| Randolph, Anthony... | 13 | 65  | 5.0   |
| Thornton, Marcus.... | 13 | 48  | 3.7   |
| Temple, Garrett..... | 13 | 33  | 2.5   |
| Johnson, Chris.....  | 13 | 27  | 2.1   |
| Spencer, Bo.....     | 13 | 20  | 1.5   |

| FREE THROWS MADE     | G  | Made | Made/G |
|----------------------|----|------|--------|
| Randolph, Anthony... | 13 | 46   | 3.5    |
| Thornton, Marcus.... | 13 | 40   | 3.1    |
| Temple, Garrett..... | 13 | 25   | 1.9    |
| Johnson, Chris.....  | 13 | 24   | 1.8    |
| Spencer, Bo.....     | 13 | 15   | 1.2    |

| SCORING AVERAGE      | G  | Pts | Avg/G |
|----------------------|----|-----|-------|
| Thornton, Marcus.... | 13 | 233 | 17.9  |
| Randolph, Anthony... | 13 | 178 | 13.7  |
| Johnson, Chris.....  | 13 | 149 | 11.5  |
| Martin, Terry.....   | 13 | 141 | 10.8  |
| Mitchell, Tasmin.... | 3  | 22  | 7.3   |
| Spencer, Bo.....     | 13 | 82  | 6.3   |
| Temple, Garrett..... | 13 | 77  | 5.9   |
| Mason, Dameon.....   | 6  | 15  | 2.5   |
| Green, Garrett.....  | 11 | 27  | 2.5   |
| Farrer, Alex.....    | 9  | 10  | 1.1   |
| Terrebonne, Greg.... | 3  | 2   | 0.7   |
| TEAM.....            | 13 | 0   | 0.0   |

LSU Category Leaders (as of Jan 02, 2008)  
All games

| REBOUNDS             | G  | Reb | Reb/G |
|----------------------|----|-----|-------|
| Randolph, Anthony... | 13 | 103 | 7.9   |
| Thornton, Marcus.... | 13 | 79  | 6.1   |
| Johnson, Chris.....  | 13 | 63  | 4.8   |
| Temple, Garrett..... | 13 | 47  | 3.6   |
| Martin, Terry.....   | 13 | 45  | 3.5   |

| REBOUND AVERAGE      | G  | Reb | Avg/G |
|----------------------|----|-----|-------|
| Randolph, Anthony... | 13 | 103 | 7.9   |
| Thornton, Marcus.... | 13 | 79  | 6.1   |
| Mitchell, Tasmin.... | 3  | 17  | 5.7   |
| Johnson, Chris.....  | 13 | 63  | 4.8   |
| Temple, Garrett..... | 13 | 47  | 3.6   |

| OFFENSIVE REBOUNDS   | G  | No. | Avg/G |
|----------------------|----|-----|-------|
| Thornton, Marcus.... | 13 | 30  | 2.3   |
| Randolph, Anthony... | 13 | 25  | 1.9   |
| Johnson, Chris.....  | 13 | 18  | 1.4   |
| Martin, Terry.....   | 13 | 10  | 0.8   |
| Green, Garrett.....  | 11 | 9   | 0.8   |

| DEFENSIVE REBOUNDS   | G  | No. | Avg/G |
|----------------------|----|-----|-------|
| Randolph, Anthony... | 13 | 78  | 6.0   |
| Thornton, Marcus.... | 13 | 49  | 3.8   |
| Johnson, Chris.....  | 13 | 45  | 3.5   |
| Temple, Garrett..... | 13 | 39  | 3.0   |
| Martin, Terry.....   | 13 | 35  | 2.7   |

| FOULS                | G  | No. | Per/G |
|----------------------|----|-----|-------|
| Randolph, Anthony... | 13 | 34  | 2.6   |
| Temple, Garrett..... | 13 | 33  | 2.5   |
| Thornton, Marcus.... | 13 | 31  | 2.4   |
| Johnson, Chris.....  | 13 | 27  | 2.1   |
| Martin, Terry.....   | 13 | 24  | 1.8   |

| FOULOUTS             | G  | No. |
|----------------------|----|-----|
| Johnson, Chris.....  | 13 | 1   |
| Green, Garrett.....  | 11 | 1   |
| Randolph, Anthony... | 13 | 1   |

| ASSISTS              | G  | No. | A/G |
|----------------------|----|-----|-----|
| Temple, Garrett..... | 13 | 46  | 3.5 |
| Spencer, Bo.....     | 13 | 29  | 2.2 |
| Martin, Terry.....   | 13 | 27  | 2.1 |
| Thornton, Marcus.... | 13 | 23  | 1.8 |
| Randolph, Anthony... | 13 | 19  | 1.5 |

| STEALS               | G  | No. | S/G |
|----------------------|----|-----|-----|
| Randolph, Anthony... | 13 | 22  | 1.7 |
| Thornton, Marcus.... | 13 | 21  | 1.6 |
| Temple, Garrett..... | 13 | 17  | 1.3 |
| Johnson, Chris.....  | 13 | 13  | 1.0 |
| Spencer, Bo.....     | 13 | 8   | 0.6 |

| BLOCKED SHOTS        | G  | No. | Blk/G |
|----------------------|----|-----|-------|
| Randolph, Anthony... | 13 | 36  | 2.8   |
| Johnson, Chris.....  | 13 | 27  | 2.1   |
| Temple, Garrett..... | 13 | 14  | 1.1   |
| Martin, Terry.....   | 13 | 8   | 0.6   |
| Thornton, Marcus.... | 13 | 6   | 0.5   |

| MINUTES              | G  | No. | Min/G |
|----------------------|----|-----|-------|
| Thornton, Marcus.... | 13 | 433 | 33.3  |
| Temple, Garrett..... | 13 | 430 | 33.1  |
| Randolph, Anthony... | 13 | 390 | 30.0  |
| Martin, Terry.....   | 13 | 375 | 28.8  |
| Johnson, Chris.....  | 13 | 355 | 27.3  |

| TURNOVERS            | G  | No. | TO/G |
|----------------------|----|-----|------|
| Johnson, Chris.....  | 13 | 34  | 2.6  |
| Temple, Garrett..... | 13 | 33  | 2.5  |
| Randolph, Anthony... | 13 | 30  | 2.3  |
| Thornton, Marcus.... | 13 | 28  | 2.2  |
| Martin, Terry.....   | 13 | 27  | 2.1  |



LSU Team Game-by-Game (as of Jan 02, 2008)  
All games

TEAM STATISTICS

| Opponent              | Date     | Score | W/L | ---TOTAL--- |      | --3-PTRS-- |      | FT-FTA  |      | ----REBOUNDS---- |     |     |      | PF  | A   | TO  | Blk | Stl | Pts | ---Avg |
|-----------------------|----------|-------|-----|-------------|------|------------|------|---------|------|------------------|-----|-----|------|-----|-----|-----|-----|-----|-----|--------|
|                       |          |       |     | FG-FGA      | Pct  | 3FG-FGA    | Pct  | Pct     | Off  | Def              | Tot | Avg |      |     |     |     |     |     |     |        |
| SOUTHEASTERN LOUISIAN | 11/12/07 | 72-62 | W   | 26-51       | .510 | 6-16       | .375 | 14-20   | .700 | 3                | 26  | 29  | 29.0 | 15  | 13  | 14  | 8   | 11  | 72  | 72.0   |
| MCNEESE STATE         | 11/14/07 | 78-74 | W   | 27-56       | .482 | 3-18       | .167 | 21-29   | .724 | 12               | 26  | 38  | 33.5 | 11  | 13  | 14  | 11  | 9   | 78  | 75.0   |
| vs OKLAHOMA STATE     | 11-19-07 | 77-83 | L   | 25-53       | .472 | 11-25      | .440 | 16-18   | .889 | 9                | 22  | 31  | 32.7 | 25  | 14  | 26  | 7   | 5   | 77  | 75.7   |
| vs CHAMINADE          | 11-20-07 | 78-72 | W   | 32-68       | .471 | 7-21       | .333 | 7-14    | .500 | 14               | 27  | 41  | 34.8 | 13  | 12  | 11  | 11  | 8   | 78  | 76.2   |
| vs ARIZONA STATE      | 11-21-07 | 84-87 | Lot | 29-62       | .468 | 12-33      | .364 | 14-16   | .875 | 13               | 24  | 37  | 35.2 | 25  | 18  | 20  | 5   | 4   | 84  | 77.8   |
| NICHOLLS STATE        | 11/28/07 | 68-41 | W   | 25-48       | .521 | 7-20       | .350 | 11-15   | .733 | 13               | 26  | 39  | 35.8 | 13  | 10  | 21  | 9   | 7   | 68  | 76.2   |
| SOUTHERN UNIVERSITY   | 11/30/07 | 88-45 | W   | 35-65       | .538 | 7-19       | .368 | 11-15   | .733 | 14               | 37  | 51  | 38.0 | 16  | 18  | 12  | 7   | 8   | 88  | 77.9   |
| at Villanova          | 12/06/07 | 67-68 | L   | 22-52       | .423 | 7-23       | .304 | 16-25   | .640 | 9                | 30  | 39  | 38.1 | 23  | 14  | 16  | 14  | 7   | 67  | 76.5   |
| NORTHWESTERN STATE    | 12/15/07 | 82-58 | W   | 25-53       | .472 | 9-20       | .450 | 23-30   | .767 | 5                | 29  | 34  | 37.7 | 10  | 17  | 17  | 7   | 12  | 82  | 77.1   |
| at Wichita St.        | 12-19-07 | 47-67 | L   | 18-58       | .310 | 4-21       | .190 | 7-9     | .778 | 9                | 22  | 31  | 37.0 | 13  | 6   | 11  | 5   | 5   | 47  | 74.1   |
| OREGON STATE          | 12/22/07 | 67-61 | W   | 20-57       | .351 | 10-23      | .435 | 17-22   | .773 | 9                | 24  | 33  | 36.6 | 15  | 15  | 10  | 6   | 8   | 67  | 73.5   |
| WASHINGTON            | 12/29/07 | 65-73 | L   | 26-58       | .448 | 3-13       | .231 | 10-12   | .833 | 9                | 24  | 33  | 36.3 | 18  | 9   | 18  | 4   | 7   | 65  | 72.8   |
| at Tulane             | 01/02/08 | 63-68 | L   | 23-57       | .404 | 8-23       | .348 | 9-14    | .643 | 13               | 17  | 30  | 35.8 | 17  | 12  | 12  | 5   | 5   | 63  | 72.0   |
| LSU                   |          | 936   |     | 333-738     | .451 | 94-275     | .342 | 176-239 | .736 | 132              | 334 | 466 | 35.8 | 214 | 171 | 202 | 99  | 96  | 936 | 72.0   |
| Opponents             |          | 859   |     | 315-809     | .389 | 78-252     | .310 | 151-221 | .683 | 197              | 308 | 505 | 38.8 | 227 | 147 | 199 | 40  | 103 | 859 | 66.1   |

Games played: 13  
Points/game: 72.0  
FG Pct: 45.1  
3FG Pct: 34.2  
FT Pct: 73.6

Rebounds/game: 35.8  
Assists/game: 13.2  
Turnovers/game: 15.5  
Assist/turnover ratio: 0.8  
Steals/game: 7.4  
Blocks/game: 7.6

LSU Opponent Game-by-Game (as of Jan 02, 2008)  
All games

OPPONENT STATISTICS

| Opponent              | Date     | Score | W/L | ---TOTAL--- |      | --3-PTRS-- |      | FT-FTA  |       | ----REBOUNDS---- |     |     |      | PF  | A   | TO  | Blk | Stl | Pts---Avg |      |
|-----------------------|----------|-------|-----|-------------|------|------------|------|---------|-------|------------------|-----|-----|------|-----|-----|-----|-----|-----|-----------|------|
|                       |          |       |     | FG-FGA      | Pct  | 3FG-FGA    | Pct  | Pct     | Off   | Def              | Tot | Avg |      |     |     |     |     |     |           |      |
| SOUTHEASTERN LOUISIAN | 11/12/07 | 72-62 | W   | 25-63       | .397 | 4-19       | .211 | 8-14    | .571  | 14               | 24  | 38  | 38.0 | 20  | 6   | 16  | 1   | 7   | 62        | 62.0 |
| MCNEESE STATE         | 11/14/07 | 78-74 | W   | 29-64       | .453 | 12-23      | .522 | 4-6     | .667  | 10               | 21  | 31  | 34.5 | 22  | 10  | 14  | 5   | 7   | 74        | 68.0 |
| vs OKLAHOMA STATE     | 11-19-07 | 77-83 | L   | 27-58       | .466 | 9-20       | .450 | 20-24   | .833  | 11               | 21  | 32  | 33.7 | 21  | 12  | 18  | 3   | 12  | 83        | 73.0 |
| vs CHAMINADE          | 11-20-07 | 78-72 | W   | 27-71       | .380 | 13-33      | .394 | 5-7     | .714  | 18               | 27  | 45  | 36.5 | 16  | 15  | 14  | 0   | 5   | 72        | 72.8 |
| vs ARIZONA STATE      | 11-21-07 | 84-87 | Lot | 31-62       | .500 | 6-21       | .286 | 19-29   | .655  | 12               | 22  | 34  | 36.0 | 18  | 15  | 14  | 4   | 9   | 87        | 75.6 |
| NICHOLLS STATE        | 11/28/07 | 68-41 | W   | 16-53       | .302 | 5-24       | .208 | 4-14    | .286  | 16               | 12  | 28  | 34.7 | 16  | 10  | 19  | 0   | 14  | 41        | 69.8 |
| SOUTHERN UNIVERSITY   | 11/30/07 | 88-45 | W   | 16-65       | .246 | 3-19       | .158 | 10-19   | .526  | 17               | 18  | 35  | 34.7 | 14  | 4   | 14  | 4   | 9   | 45        | 66.3 |
| at Villanova          | 12/06/07 | 67-68 | L   | 21-62       | .339 | 3-9        | .333 | 23-34   | .676  | 17               | 26  | 43  | 35.8 | 18  | 10  | 13  | 4   | 9   | 68        | 66.5 |
| NORTHWESTERN STATE    | 12/15/07 | 82-58 | W   | 22-71       | .310 | 7-23       | .304 | 7-7     | 1.000 | 20               | 28  | 48  | 37.1 | 23  | 11  | 21  | 4   | 6   | 58        | 65.6 |
| at Wichita St.        | 12-19-07 | 47-67 | L   | 26-65       | .400 | 2-19       | .105 | 13-14   | .929  | 17               | 33  | 50  | 38.4 | 13  | 15  | 11  | 3   | 7   | 67        | 65.7 |
| OREGON STATE          | 12/22/07 | 67-61 | W   | 24-57       | .421 | 6-18       | .333 | 7-14    | .500  | 13               | 30  | 43  | 38.8 | 20  | 12  | 19  | 5   | 2   | 61        | 65.3 |
| WASHINGTON            | 12/29/07 | 65-73 | L   | 28-61       | .459 | 3-12       | .250 | 14-20   | .700  | 14               | 24  | 38  | 38.8 | 14  | 13  | 14  | 2   | 11  | 73        | 65.9 |
| at Tulane             | 01/02/08 | 63-68 | L   | 23-57       | .404 | 5-12       | .417 | 17-19   | .895  | 18               | 22  | 40  | 38.8 | 12  | 14  | 12  | 5   | 5   | 68        | 66.1 |
| Opponents             |          | 859   |     | 315-809     | .389 | 78-252     | .310 | 151-221 | .683  | 197              | 308 | 505 | 38.8 | 227 | 147 | 199 | 40  | 103 | 859       | 66.1 |
| LSU                   |          | 936   |     | 333-738     | .451 | 94-275     | .342 | 176-239 | .736  | 132              | 334 | 466 | 35.8 | 214 | 171 | 202 | 99  | 96  | 936       | 72.0 |

Games played: 13  
Points/game: 66.1  
FG Pct: 38.9  
3FG Pct: 31.0  
FT Pct: 68.3

Rebounds/game: 38.8  
Assists/game: 11.3  
Turnovers/game: 15.3  
Assist/turnover ratio: 0.7  
Steals/game: 7.9  
Blocks/game: 3.1

LSU Game-by-Game Points-Rebounds-Assists (as of Jan 02, 2008)  
All games

| Opponent               | Date     | Score | 01                      | 02                            | 03                    | 05         | 10         | 11      | 13       | 14       | 20       |         |
|------------------------|----------|-------|-------------------------|-------------------------------|-----------------------|------------|------------|---------|----------|----------|----------|---------|
|                        |          |       | WL MITCHELL, MASON, DAM | RANDOLPH, THORNTON, TERREBONN | SPENCER, B MARTIN, TE | TEMPLE, GA | GREEN, GAR |         |          |          |          |         |
| SOUTHEASTERN LOUISIANA | 11/12/07 | 72-62 | W                       | 6- 2- 3                       | 5- 1- 0               | 19-13- 2   | 27- 2- 2   | DNP     | 7- 1- 2  | 6- 4- 3  | 0- 1- 1  | DNP     |
| MCNEESE STATE          | 11/14/07 | 78-74 | W                       | 16-14- 3                      | DNP                   | 12- 7- 3   | 24- 3- 2   | DNP     | 2- 1- 0  | 11- 5- 2 | 9- 2- 2  | DNP     |
| vs OKLAHOMA STATE      | 11-19-07 | 77-83 | L                       | 0- 1- 0                       | DNP                   | 5- 5- 2    | 20- 3- 1   | DNP     | 10- 1- 4 | 5- 6- 0  | 17- 3- 5 | 1- 2- 1 |
| vs CHAMINADE           | 11-20-07 | 78-72 | W                       | DNP                           | DNP                   | 21- 9- 2   | 4- 2- 0    | DNP     | 11- 3- 2 | 13- 7- 1 | 9- 4- 4  | 2- 4- 1 |
| vs ARIZONA STATE       | 11-21-07 | 84-87 | OL                      | DNP                           | DNP                   | 21- 7- 1   | 18-12- 1   | DNP     | 14- 2- 3 | 3- 2- 3  | 11- 5- 7 | 2- 0- 0 |
| NICHOLLS STATE         | 11/28/07 | 68-41 | W                       | DNP                           | 2- 4- 1               | 6- 7- 1    | 24- 6- 1   | 0- 0- 0 | 11- 4- 3 | 4- 2- 1  | 0- 3- 2  | 4- 5- 0 |
| SOUTHERN UNIVERSITY    | 11/30/07 | 88-45 | W                       | DNP                           | 2- 4- 2               | 24-11- 1   | 22- 7- 3   | 2- 0- 2 | 0- 1- 6  | 11- 7- 1 | 3- 4- 3  | 4- 8- 0 |
| at Villanova           | 12/06/07 | 67-68 | L                       | DNP                           | 2- 3- 0               | 12- 6- 1   | 15-13- 2   | DNP     | 5- 1- 3  | 14- 2- 2 | 8- 3- 6  | 0- 0- 0 |
| NORTHWESTERN STATE     | 12/15/07 | 82-58 | W                       | DNP                           | 0- 0- 1               | 13- 8- 4   | 22- 5- 2   | 0- 0- 0 | 9- 3- 3  | 15- 3- 4 | 4- 6- 2  | 2- 1- 0 |
| at Wichita St.         | 12-19-07 | 47-67 | L                       | DNP                           | DNP                   | 6- 3- 1    | 12-11- 2   | DNP     | 4- 1- 0  | 11- 3- 0 | 6- 2- 2  | 2- 1- 0 |
| OREGON STATE           | 12/22/07 | 67-61 | W                       | DNP                           | DNP                   | 14- 9- 0   | 20- 6- 1   | DNP     | 0- 0- 1  | 15- 2- 6 | 4- 7- 5  | 6- 1- 0 |
| WASHINGTON             | 12/29/07 | 65-73 | L                       | DNP                           | DNP                   | 10- 9- 0   | 18- 8- 2   | DNP     | 0- 1- 0  | 14- 1- 2 | 0- 3- 5  | 4- 2- 0 |
| at Tulane              | 01/02/08 | 63-68 | L                       | DNP                           | 4- 6- 1               | 15- 9- 1   | 7- 1- 4    | DNP     | 9- 3- 2  | 19- 1- 2 | 6- 4- 2  | 0- 2- 0 |

| Opponent               | Date     | Score | 21                       | 30       |         |
|------------------------|----------|-------|--------------------------|----------|---------|
|                        |          |       | WL JOHNSON, C FARRER, AL |          |         |
| SOUTHEASTERN LOUISIANA | 11/12/07 | 72-62 | W                        | 2- 2- 0  | DNP     |
| MCNEESE STATE          | 11/14/07 | 78-74 | W                        | 4- 3- 1  | DNP     |
| vs OKLAHOMA STATE      | 11-19-07 | 77-83 | L                        | 19- 5- 1 | DNP     |
| vs CHAMINADE           | 11-20-07 | 78-72 | W                        | 18-11- 1 | 0- 0- 1 |
| vs ARIZONA STATE       | 11-21-07 | 84-87 | OL                       | 11- 5- 1 | 4- 1- 2 |
| NICHOLLS STATE         | 11/28/07 | 68-41 | W                        | 16- 6- 0 | 1- 1- 1 |
| SOUTHERN UNIVERSITY    | 11/30/07 | 88-45 | W                        | 20- 5- 0 | 0- 2- 0 |
| at Villanova           | 12/06/07 | 67-68 | L                        | 11- 4- 0 | DNP     |
| NORTHWESTERN STATE     | 12/15/07 | 82-58 | W                        | 16- 2- 1 | 1- 2- 0 |
| at Wichita St.         | 12-19-07 | 47-67 | L                        | 4- 7- 0  | 2- 0- 1 |
| OREGON STATE           | 12/22/07 | 67-61 | W                        | 6- 3- 1  | 2- 2- 1 |
| WASHINGTON             | 12/29/07 | 65-73 | L                        | 19- 9- 0 | 0- 0- 0 |
| at Tulane              | 01/02/08 | 63-68 | L                        | 3- 1- 0  | 0- 0- 0 |

LSU Team High/Low Analysis (as of Jan 02, 2008)  
All games

LSU - TEAM GAME HIGHS

|                            |              |                                      |
|----------------------------|--------------|--------------------------------------|
| POINTS.....                | 88           | vs Southern University (11/30/07)    |
|                            | 84           | vs ARIZONA STATE (11-21-07)          |
|                            | 82           | vs Northwestern State (12/15/07)     |
|                            | 78           | vs CHAMINADE (11-20-07)              |
|                            | 78           | vs McNeese State (11/14/07)          |
| FIELD GOALS MADE.....      | 35           | vs Southern University (11/30/07)    |
|                            | 32           | vs CHAMINADE (11-20-07)              |
|                            | 29           | vs ARIZONA STATE (11-21-07)          |
| FIELD GOAL ATTEMPTS.....   | 68           | vs CHAMINADE (11-20-07)              |
|                            | 65           | vs Southern University (11/30/07)    |
|                            | 62           | vs ARIZONA STATE (11-21-07)          |
| FIELD GOAL PERCENTAGE..... | .538 (35-65) | vs Southern University (11/30/07)    |
|                            | .521 (25-48) | vs Nicholls State (11/28/07)         |
|                            | .510 (26-51) | vs Southeastern Louisiana (11/12/07) |
| 3 PT FIELD GOALS MADE..... | 12           | vs ARIZONA STATE (11-21-07)          |
|                            | 11           | vs OKLAHOMA STATE (11-19-07)         |
|                            | 10           | vs Oregon State (12/22/07)           |
| 3 PT FG ATTEMPTS.....      | 33           | vs ARIZONA STATE (11-21-07)          |
|                            | 25           | vs OKLAHOMA STATE (11-19-07)         |
|                            | 23           | at Tulane (01/02/08)                 |
|                            | 23           | vs Oregon State (12/22/07)           |
|                            | 23           | at Villanova (12/06/07)              |
| 3 PT FG PERCENTAGE.....    | .450 ( 9-20) | vs Northwestern State (12/15/07)     |
|                            | .440 (11-25) | vs OKLAHOMA STATE (11-19-07)         |
|                            | .435 (10-23) | vs Oregon State (12/22/07)           |
| FREE THROWS MADE.....      | 23           | vs Northwestern State (12/15/07)     |
|                            | 21           | vs McNeese State (11/14/07)          |
|                            | 17           | vs Oregon State (12/22/07)           |
| FREE THROW ATTEMPTS.....   | 30           | vs Northwestern State (12/15/07)     |
|                            | 29           | vs McNeese State (11/14/07)          |
|                            | 25           | at Villanova (12/06/07)              |
| FREE THROW PERCENTAGE..... | .889 (16-18) | vs OKLAHOMA STATE (11-19-07)         |
|                            | .875 (14-16) | vs ARIZONA STATE (11-21-07)          |
|                            | .833 (10-12) | vs Washington (12/29/07)             |
| REBOUNDS.....              | 51           | vs Southern University (11/30/07)    |
|                            | 41           | vs CHAMINADE (11-20-07)              |
|                            | 39           | at Villanova (12/06/07)              |
|                            | 39           | vs Nicholls State (11/28/07)         |
| ASSISTS.....               | 18           | vs Southern University (11/30/07)    |
|                            | 18           | vs ARIZONA STATE (11-21-07)          |
|                            | 17           | vs Northwestern State (12/15/07)     |
| STEALS.....                | 12           | vs Northwestern State (12/15/07)     |
|                            | 11           | vs Southeastern Louisiana (11/12/07) |
|                            | 9            | vs McNeese State (11/14/07)          |
| BLOCKED SHOTS.....         | 14           | at Villanova (12/06/07)              |
|                            | 11           | vs CHAMINADE (11-20-07)              |
|                            | 11           | vs McNeese State (11/14/07)          |
| TURNOVERS.....             | 26           | vs OKLAHOMA STATE (11-19-07)         |
| FOULS.....                 | 25           | vs ARIZONA STATE (11-21-07)          |
|                            | 25           | vs OKLAHOMA STATE (11-19-07)         |
|                            | 23           | at Villanova (12/06/07)              |

LSU High/Low Analysis (as of Jan 02, 2008)  
All games

Opponent - GAME HIGHS

|                            |               |                                   |
|----------------------------|---------------|-----------------------------------|
| POINTS.....                | 87            | vs ARIZONA STATE (11-21-07)       |
|                            | 83            | vs OKLAHOMA STATE (11-19-07)      |
|                            | 74            | vs McNeese State (11/14/07)       |
|                            | 73            | vs Washington (12/29/07)          |
|                            | 72            | vs CHAMINADE (11-20-07)           |
| FIELD GOALS MADE.....      | 31            | vs ARIZONA STATE (11-21-07)       |
|                            | 29            | vs McNeese State (11/14/07)       |
|                            | 28            | vs Washington (12/29/07)          |
| FIELD GOAL ATTEMPTS.....   | 71            | vs Northwestern State (12/15/07)  |
|                            | 71            | vs CHAMINADE (11-20-07)           |
|                            | 65            | at Wichita St. (12-19-07)         |
|                            | 65            | vs Southern University (11/30/07) |
| FIELD GOAL PERCENTAGE..... | .500 (31-62)  | vs ARIZONA STATE (11-21-07)       |
|                            | .466 (27-58)  | vs OKLAHOMA STATE (11-19-07)      |
|                            | .459 (28-61)  | vs Washington (12/29/07)          |
| 3 PT FIELD GOALS MADE..... | 13            | vs CHAMINADE (11-20-07)           |
|                            | 12            | vs McNeese State (11/14/07)       |
|                            | 9             | vs OKLAHOMA STATE (11-19-07)      |
| 3 PT FG ATTEMPTS.....      | 33            | vs CHAMINADE (11-20-07)           |
|                            | 24            | vs Nicholls State (11/28/07)      |
|                            | 23            | vs Northwestern State (12/15/07)  |
|                            | 23            | vs McNeese State (11/14/07)       |
| 3 PT FG PERCENTAGE.....    | .522 (12-23)  | vs McNeese State (11/14/07)       |
|                            | .450 ( 9-20)  | vs OKLAHOMA STATE (11-19-07)      |
|                            | .417 ( 5-12)  | at Tulane (01/02/08)              |
| FREE THROWS MADE.....      | 23            | at Villanova (12/06/07)           |
|                            | 20            | vs OKLAHOMA STATE (11-19-07)      |
|                            | 19            | vs ARIZONA STATE (11-21-07)       |
| FREE THROW ATTEMPTS.....   | 34            | at Villanova (12/06/07)           |
|                            | 29            | vs ARIZONA STATE (11-21-07)       |
|                            | 24            | vs OKLAHOMA STATE (11-19-07)      |
| FREE THROW PERCENTAGE..... | 1.000 ( 7-7 ) | vs Northwestern State (12/15/07)  |
|                            | .929 (13-14)  | at Wichita St. (12-19-07)         |
|                            | .895 (17-19)  | at Tulane (01/02/08)              |
| REBOUNDS.....              | 50            | at Wichita St. (12-19-07)         |
|                            | 48            | vs Northwestern State (12/15/07)  |
|                            | 45            | vs CHAMINADE (11-20-07)           |
| ASSISTS.....               | 15            | at Wichita St. (12-19-07)         |
|                            | 15            | vs ARIZONA STATE (11-21-07)       |
|                            | 15            | vs CHAMINADE (11-20-07)           |
| STEALS.....                | 14            | vs Nicholls State (11/28/07)      |
|                            | 12            | vs OKLAHOMA STATE (11-19-07)      |
|                            | 11            | vs Washington (12/29/07)          |
| BLOCKED SHOTS.....         | 5             | at Tulane (01/02/08)              |
|                            | 5             | vs Oregon State (12/22/07)        |
|                            | 5             | vs McNeese State (11/14/07)       |
| TURNOVERS.....             | 21            | vs Northwestern State (12/15/07)  |
| FOULS.....                 | 23            | vs Northwestern State (12/15/07)  |
|                            | 22            | vs McNeese State (11/14/07)       |
|                            | 21            | vs OKLAHOMA STATE (11-19-07)      |

LSU High/Low Analysis (as of Jan 02, 2008)  
All games

LSU - GAME LOWS

|                            |              |                                      |
|----------------------------|--------------|--------------------------------------|
| POINTS.....                | 47           | at Wichita St. (12-19-07)            |
|                            | 63           | at Tulane (01/02/08)                 |
|                            | 65           | vs Washington (12/29/07)             |
|                            | 67           | at Villanova (12/06/07)              |
|                            | 67           | vs Oregon State (12/22/07)           |
| FIELD GOALS MADE.....      | 18           | at Wichita St. (12-19-07)            |
|                            | 20           | vs Oregon State (12/22/07)           |
|                            | 22           | at Villanova (12/06/07)              |
| FIELD GOAL ATTEMPTS.....   | 48           | vs Nicholls State (11/28/07)         |
|                            | 51           | vs Southeastern Louisiana (11/12/07) |
|                            | 52           | at Villanova (12/06/07)              |
| FIELD GOAL PERCENTAGE..... | .310 (18-58) | at Wichita St. (12-19-07)            |
|                            | .351 (20-57) | vs Oregon State (12/22/07)           |
|                            | .404 (23-57) | at Tulane (01/02/08)                 |
| 3 PT FIELD GOALS MADE..... | 3            | vs McNeese State (11/14/07)          |
|                            | 3            | vs Washington (12/29/07)             |
|                            | 4            | at Wichita St. (12-19-07)            |
| 3 PT FG ATTEMPTS.....      | 13           | vs Washington (12/29/07)             |
|                            | 16           | vs Southeastern Louisiana (11/12/07) |
|                            | 18           | vs McNeese State (11/14/07)          |
| 3 PT FG PERCENTAGE.....    | .167 ( 3-18) | vs McNeese State (11/14/07)          |
|                            | .190 ( 4-21) | at Wichita St. (12-19-07)            |
|                            | .231 ( 3-13) | vs Washington (12/29/07)             |
| FREE THROWS MADE.....      | 7            | vs CHAMINADE (11-20-07)              |
|                            | 7            | at Wichita St. (12-19-07)            |
|                            | 9            | at Tulane (01/02/08)                 |
| FREE THROW ATTEMPTS.....   | 9            | at Wichita St. (12-19-07)            |
|                            | 12           | vs Washington (12/29/07)             |
|                            | 14           | vs CHAMINADE (11-20-07)              |
|                            | 14           | at Tulane (01/02/08)                 |
| FREE THROW PERCENTAGE..... | .500 ( 7-14) | vs CHAMINADE (11-20-07)              |
|                            | .640 (16-25) | at Villanova (12/06/07)              |
|                            | .643 ( 9-14) | at Tulane (01/02/08)                 |
| REBOUNDS.....              | 29           | vs Southeastern Louisiana (11/12/07) |
|                            | 30           | at Tulane (01/02/08)                 |
|                            | 31           | vs OKLAHOMA STATE (11-19-07)         |
|                            | 31           | at Wichita St. (12-19-07)            |
| ASSISTS.....               | 6            | at Wichita St. (12-19-07)            |
|                            | 9            | vs Washington (12/29/07)             |
|                            | 10           | vs Nicholls State (11/28/07)         |
| STEALS.....                | 4            | vs ARIZONA STATE (11-21-07)          |
|                            | 5            | vs OKLAHOMA STATE (11-19-07)         |
|                            | 5            | at Wichita St. (12-19-07)            |
|                            | 5            | at Tulane (01/02/08)                 |
| BLOCKED SHOTS.....         | 4            | vs Washington (12/29/07)             |
|                            | 5            | vs ARIZONA STATE (11-21-07)          |
|                            | 5            | at Wichita St. (12-19-07)            |
|                            | 5            | at Tulane (01/02/08)                 |
| TURNOVERS.....             | 10           | vs Oregon State (12/22/07)           |
| FOULS.....                 | 10           | vs Northwestern State (12/15/07)     |
|                            | 11           | vs McNeese State (11/14/07)          |
|                            | 13           | vs CHAMINADE (11-20-07)              |
|                            | 13           | vs Nicholls State (11/28/07)         |
|                            | 13           | at Wichita St. (12-19-07)            |

LSU High/Low Analysis (as of Jan 02, 2008)  
All games

Opponent - GAME LOWS

|                            |              |                                      |
|----------------------------|--------------|--------------------------------------|
| POINTS.....                | 41           | vs Nicholls State (11/28/07)         |
|                            | 45           | vs Southern University (11/30/07)    |
|                            | 58           | vs Northwestern State (12/15/07)     |
|                            | 61           | vs Oregon State (12/22/07)           |
|                            | 62           | vs Southeastern Louisiana (11/12/07) |
| FIELD GOALS MADE.....      | 16           | vs Nicholls State (11/28/07)         |
|                            | 16           | vs Southern University (11/30/07)    |
|                            | 21           | at Villanova (12/06/07)              |
| FIELD GOAL ATTEMPTS.....   | 53           | vs Nicholls State (11/28/07)         |
|                            | 57           | vs Oregon State (12/22/07)           |
|                            | 57           | at Tulane (01/02/08)                 |
| FIELD GOAL PERCENTAGE..... | .246 (16-65) | vs Southern University (11/30/07)    |
|                            | .302 (16-53) | vs Nicholls State (11/28/07)         |
|                            | .310 (22-71) | vs Northwestern State (12/15/07)     |
| 3 PT FIELD GOALS MADE..... | 2            | at Wichita St. (12-19-07)            |
|                            | 3            | vs Southern University (11/30/07)    |
|                            | 3            | at Villanova (12/06/07)              |
|                            | 3            | vs Washington (12/29/07)             |
| 3 PT FG ATTEMPTS.....      | 9            | at Villanova (12/06/07)              |
|                            | 12           | vs Washington (12/29/07)             |
|                            | 12           | at Tulane (01/02/08)                 |
| 3 PT FG PERCENTAGE.....    | .105 ( 2-19) | at Wichita St. (12-19-07)            |
|                            | .158 ( 3-19) | vs Southern University (11/30/07)    |
|                            | .208 ( 5-24) | vs Nicholls State (11/28/07)         |
| FREE THROWS MADE.....      | 4            | vs McNeese State (11/14/07)          |
|                            | 4            | vs Nicholls State (11/28/07)         |
|                            | 5            | vs CHAMINADE (11-20-07)              |
| FREE THROW ATTEMPTS.....   | 6            | vs McNeese State (11/14/07)          |
|                            | 7            | vs CHAMINADE (11-20-07)              |
|                            | 7            | vs Northwestern State (12/15/07)     |
| FREE THROW PERCENTAGE..... | .286 ( 4-14) | vs Nicholls State (11/28/07)         |
|                            | .500 ( 7-14) | vs Oregon State (12/22/07)           |
|                            | .526 (10-19) | vs Southern University (11/30/07)    |
| REBOUNDS.....              | 28           | vs Nicholls State (11/28/07)         |
|                            | 31           | vs McNeese State (11/14/07)          |
|                            | 32           | vs OKLAHOMA STATE (11-19-07)         |
| ASSISTS.....               | 4            | vs Southern University (11/30/07)    |
|                            | 6            | vs Southeastern Louisiana (11/12/07) |
|                            | 10           | vs McNeese State (11/14/07)          |
|                            | 10           | vs Nicholls State (11/28/07)         |
|                            | 10           | at Villanova (12/06/07)              |
| STEALS.....                | 2            | vs Oregon State (12/22/07)           |
|                            | 5            | vs CHAMINADE (11-20-07)              |
|                            | 5            | at Tulane (01/02/08)                 |
| BLOCKED SHOTS.....         | 0            | vs CHAMINADE (11-20-07)              |
|                            | 0            | vs Nicholls State (11/28/07)         |
|                            | 1            | vs Southeastern Louisiana (11/12/07) |
| TURNOVERS.....             | 11           | at Wichita St. (12-19-07)            |
| FOULS.....                 | 12           | at Tulane (01/02/08)                 |
|                            | 13           | at Wichita St. (12-19-07)            |
|                            | 14           | vs Southern University (11/30/07)    |
|                            | 14           | vs Washington (12/29/07)             |

LSU Player High/Low Analysis (as of Jan 02, 2008)  
All games

LSU - INDIVIDUAL GAME HIGHS

|                               |              |   |
|-------------------------------|--------------|---|
| POINTS.....                   | 27           | Thornton, Marcus vs Southeastern Louisiana (11/12/07) |
|                               | 24           | Randolph, Anthony vs Southern University (11/30/07)   |
|                               | 24           | Thornton, Marcus vs Nicholls State (11/28/07)         |
|                               | 24           | Thornton, Marcus vs McNeese State (11/14/07)          |
|                               | 22           | Thornton, Marcus vs Northwestern State (12/15/07)     |
|                               | 22           | Thornton, Marcus vs Southern University (11/30/07)    |
| FIELD GOALS MADE.....         | 10           | Randolph, Anthony vs Southern University (11/30/07)   |
|                               | 9            | Johnson, Chris vs Washington (12/29/07)               |
|                               | 9            | Thornton, Marcus vs Southern University (11/30/07)    |
|                               | 9            | Thornton, Marcus vs Nicholls State (11/28/07)         |
|                               | 9            | Randolph, Anthony vs CHAMINADE (11-20-07)             |
| FIELD GOAL ATT.....           | 19           | Thornton, Marcus vs ARIZONA STATE (11-21-07)          |
|                               | 18           | Martin, Terry vs Oregon State (12/22/07)              |
|                               | 17           | Martin, Terry at Tulane (01/02/08)                    |
|                               | 17           | Thornton, Marcus vs Oregon State (12/22/07)           |
| FG PCT (min 7 made).....      | .889 ( 8-9 ) | Johnson, Chris vs OKLAHOMA STATE (11-19-07)           |
|                               | .750 ( 9-12) | Johnson, Chris vs Washington (12/29/07)               |
|                               | .714 (10-14) | Randolph, Anthony vs Southern University (11/30/07)   |
|                               | .700 ( 7-10) | Johnson, Chris vs Southern University (11/30/07)      |
|                               | .643 ( 9-14) | Randolph, Anthony vs CHAMINADE (11-20-07)             |
| 3 PT FG MADE.....             | 6            | Thornton, Marcus vs Oregon State (12/22/07)           |
|                               | 4            | Martin, Terry at Tulane (01/02/08)                    |
|                               | 4            | Thornton, Marcus vs Northwestern State (12/15/07)     |
|                               | 4            | Martin, Terry at Villanova (12/06/07)                 |
|                               | 4            | Thornton, Marcus vs Southern University (11/30/07)    |
|                               | 4            | Thornton, Marcus vs Nicholls State (11/28/07)         |
|                               | 4            | Thornton, Marcus vs ARIZONA STATE (11-21-07)          |
|                               | 4            | Spencer, Bo vs ARIZONA STATE (11-21-07)               |
|                               | 4            | Thornton, Marcus vs Southeastern Louisiana (11/12/07) |
| 3 PT FG ATTEMPTS.....         | 12           | Thornton, Marcus vs ARIZONA STATE (11-21-07)          |
|                               | 11           | Martin, Terry vs Oregon State (12/22/07)              |
|                               | 10           | Thornton, Marcus vs Oregon State (12/22/07)           |
|                               | 10           | Thornton, Marcus vs Northwestern State (12/15/07)     |
| 3-PT FG PCT (min 4 made)..... | .667 ( 4-6 ) | Martin, Terry at Villanova (12/06/07)                 |
|                               | .600 ( 6-10) | Thornton, Marcus vs Oregon State (12/22/07)           |
|                               | .571 ( 4-7 ) | Thornton, Marcus vs Southern University (11/30/07)    |
|                               | .571 ( 4-7 ) | Thornton, Marcus vs Southeastern Louisiana (11/12/07) |
|                               | .500 ( 4-8 ) | Thornton, Marcus vs Nicholls State (11/28/07)         |
|                               | .500 ( 4-8 ) | Spencer, Bo vs ARIZONA STATE (11-21-07)               |
| FREE THROWS MADE.....         | 8            | Randolph, Anthony vs Oregon State (12/22/07)          |
|                               | 8            | Mitchell, Tasmin vs McNeese State (11/14/07)          |
|                               | 7            | Randolph, Anthony vs Northwestern State (12/15/07)    |
|                               | 7            | Thornton, Marcus vs Southeastern Louisiana (11/12/07) |
|                               | 6            | Randolph, Anthony vs Washington (12/29/07)            |
|                               | 6            | Thornton, Marcus at Wichita St. (12-19-07)            |
|                               | 6            | Johnson, Chris vs Southern University (11/30/07)      |
|                               | 6            | Johnson, Chris vs Nicholls State (11/28/07)           |
|                               | 6            | Temple, Garrett vs ARIZONA STATE (11-21-07)           |
|                               | 6            | Thornton, Marcus vs OKLAHOMA STATE (11-19-07)         |
|                               | 6            | Temple, Garrett vs OKLAHOMA STATE (11-19-07)          |
|                               | 6            | Thornton, Marcus vs McNeese State (11/14/07)          |
| FREE THROW ATT.....           | 12           | Randolph, Anthony vs Oregon State (12/22/07)          |
|                               | 10           | Randolph, Anthony vs Northwestern State (12/15/07)    |
|                               | 10           | Mitchell, Tasmin vs McNeese State (11/14/07)          |



|                          |              |  |
|--------------------------|--------------|--|
| FT PCT (min 7 made)..... | .800 ( 8-10) | Mitchell, Tasmin vs McNeese State (11/14/07)           |
|                          | .778 ( 7-9 ) | Thornton, Marcus vs Southeastern Louisiana (11/12/07)  |
|                          | .700 ( 7-10) | Randolph, Anthony vs Northwestern State (12/15/07)     |
|                          | .667 ( 8-12) | Randolph, Anthony vs Oregon State (12/22/07)           |
| REBOUNDS.....            | 14           | Mitchell, Tasmin vs McNeese State (11/14/07)           |
|                          | 13           | Thornton, Marcus at Villanova (12/06/07)               |
|                          | 13           | Randolph, Anthony vs Southeastern Louisiana (11/12/07) |
|                          | 12           | Thornton, Marcus vs ARIZONA STATE (11-21-07)           |
|                          | 11           | Thornton, Marcus at Wichita St. (12-19-07)             |
|                          | 11           | Randolph, Anthony vs Southern University (11/30/07)    |
|                          | 11           | Johnson, Chris vs CHAMINADE (11-20-07)                 |
| ASSISTS.....             | 7            | Temple, Garrett vs ARIZONA STATE (11-21-07)            |
|                          | 6            | Martin, Terry vs Oregon State (12/22/07)               |
|                          | 6            | Temple, Garrett at Villanova (12/06/07)                |
|                          | 6            | Spencer, Bo vs Southern University (11/30/07)          |
|                          | 5            | Temple, Garrett vs Washington (12/29/07)               |
|                          | 5            | Temple, Garrett vs Oregon State (12/22/07)             |
|                          | 5            | Temple, Garrett vs OKLAHOMA STATE (11-19-07)           |
| STEALS.....              | 4            | Randolph, Anthony at Wichita St. (12-19-07)            |
|                          | 4            | Thornton, Marcus vs Southern University (11/30/07)     |
|                          | 4            | Mitchell, Tasmin vs McNeese State (11/14/07)           |
|                          | 4            | Randolph, Anthony vs Southeastern Louisiana (11/12/07) |
|                          | 3            | Randolph, Anthony vs Washington (12/29/07)             |
|                          | 3            | Thornton, Marcus vs Northwestern State (12/15/07)      |
|                          | 3            | Johnson, Chris vs Northwestern State (12/15/07)        |
|                          | 3            | Temple, Garrett at Villanova (12/06/07)                |
|                          | 3            | Temple, Garrett vs Nicholls State (11/28/07)           |
|                          | 3            | Randolph, Anthony vs Nicholls State (11/28/07)         |
|                          | 3            | Temple, Garrett vs CHAMINADE (11-20-07)                |
| BLOCKED SHOTS.....       | 6            | Johnson, Chris vs McNeese State (11/14/07)             |
|                          | 6            | Randolph, Anthony vs Southeastern Louisiana (11/12/07) |
|                          | 5            | Randolph, Anthony vs Southern University (11/30/07)    |
|                          | 4            | Randolph, Anthony vs Northwestern State (12/15/07)     |
|                          | 4            | Randolph, Anthony at Villanova (12/06/07)              |
| TURNOVERS.....           | 7            | Johnson, Chris vs OKLAHOMA STATE (11-19-07)            |
| FOULS.....               | 5            | Randolph, Anthony at Villanova (12/06/07)              |
|                          | 5            | Johnson, Chris vs ARIZONA STATE (11-21-07)             |
|                          | 5            | Green, Garrett vs OKLAHOMA STATE (11-19-07)            |