



# LSU Fighting Tigers (6-4)

vs.

## Oregon State University (6-4).

December 22, 2007, 2 p.m. CST (LSU Sports Radio Network, CST)  
Pete Maravich Assembly Center -- Baton Rouge, La.

### 2007-08 Schedule

OPPONENT	TIME
N1 BELHAVEN (Exh.)	W, 108-57
N6 GLOBAL SPORTS (Exh.)	W, 72-68
N12 SOUTHEASTERN LA. (CST)	W, 72-62
N14 MCNEESE STATE (CST)	W, 78-74
N19 1-Oklahoma State (ESPN2)	L, 77-83
N20 1-Chaminade (ESPNU)	W, 78-72
N21 1-Arizona State (ESPN2) (ot)	L, 84-87
N28 NICHOLLS STATE (CST)	W, 68-41
N30 SOUTHERN	W, 88-45
D6 2-Villanova (ESPN)	L, 67-68.
D15 NORTHWESTERN STATE	W, 82-58
D19 At Wichita State (CST-TD)	L, 47-67
D22 OREGON STATE (CST)	2 p.m.
D29 WASHINGTON (FSN/SUN)	2 p.m.
J2 3-At Tulane (CSTV)	8 p.m.
J5 at Texas A&M (ESPNU)	7 p.m.
J9 MISSISSIPPI STATE *	7 p.m.
J12 at Ole Miss * (FSN/SUN)	5 p.m.
J16 AUBURN *	7 p.m.
J19 at Vanderbilt * (LF Sports)	Noon
J26 ARKANSAS * (ESPN Classic)	8 p.m.
J30 at Auburn *	7 p.m.
F2 at Alabama * (LF Sports)	2 p.m.
F9 TENNESSEE * (LF Sports)	2 p.m.
F13 at Florida * (LF Sports)	7 p.m.
F16 KENTUCKY * (LF Sports)	Noon
F20 at Arkansas * (LF Sports)	7 p.m.
F23 OLE MISS * (FSN/SUN)	5 p.m.
F27 at South Carolina *	6:30 p.m.
M2 GEORGIA * (LF SPORTS)	1 p.m.
M5 ALABAMA * (CST)	7 p.m.
M8 at Mississippi State *	TBA
M13-16 4-SEC Tournament (LF, CBS)	TBA

\* - Denotes SEC Games.

1-EA Sports Maui Invitational; 2-Pizza Hut Big East/SEC Invitational;  
3-New Orleans Arena; 4-Atlanta, Ga. (Georgia Dome).

### On the Air

#### TELEVISION \* CST

Play-by-Play: Lyn Rollins  
Analyst/Host: Collis Temple III

#### RADIO \* LSU Sports Radio Network

Play-by-Play: Jim Hawthorne  
Analyst/Host: Kevin Ford  
Available on SEC XM Satellite Radio

### Series History

#### Series Tied, LSU leads, 4-1

LAST TIME: W, 60-53, (12/17/06), Corvallis.  
AT BATON ROUGE: 1-0  
AT CORVALLIS: 2-1  
AT NEUTRAL SITES: 1-0

### Projected LSU Starters and Notes

- G 5 Marcus Thornton (6-4, 190, Jr., Baton Rouge) 18.8 ppg, 6.4 rpg**  
Third double double at Wichita (12/19) ... Has had seven games over 20 points this season ... Team best 25 treys, but 0-6 in last game ... Team leader in minutes played (338), 33.8 mpg.
- G 13 Terry Martin (6-6, 200, Jr., Monroe, La.) 9.3 ppg, 4.1 rpg**  
Fourth straight game in double figures with 11 points at Wichita (12/19) as he hit three first-half treys ... Started all nine games, minutes split between point and off guard. last two games.
- C 21 Chris Johnson (6-11, 205, Jr., Montross, Va.) 12.1 ppg, 5.0 rpg, 2.2 bpg**  
String of seven straight double figure scoring games stopped at Wichita (12/19) ... Already has more points, minutes played than his first two years combined at LSU ... 46-74 from the field.
- G 14 Garrett Temple (6-6, 185, Jr., Baton Rouge, La.) 6.7 ppg, 3.3 rpg, 3.4 apg**  
Primary point guard a year ago, still able to dish out key assists and handle the point when needed ... Is now 10th on school career assist list.
- F 3 Anthony Randolph (6-10, 190, Fr., Dallas, Texas) 13.9 ppg, 7.6 rpg, 3.2 bpg**  
SEC Freshman of the Week (11/19) ... Had 21 vs. both Chaminade (11/20) and ASU (11/21) in Maui ... Named to Jay Bilas' ESPN.com All-Maui team ... 4 blks, 4 assts, vs. NW State (12/15).

## LSU vs. Pac-10 Next Two

The Tigers hope for more luck moving on to take on another conference after a disastrous tour of the Missouri Valley Conference this past Wednesday as Pac-10 teams come to Baton Rouge for games the next two Saturdays ... LSU hosts Oregon State on Saturday and Washington comes to Baton Rouge on Dec. 29 ... The games are the back half of home-and-home series that LSU made on a week-long visit to the Northwest last year... LSU beat Oregon State in Corvallis, 60-53, before losing in Seattle to Washington, 88-72.

Saturday, the first 500 fans will receive a holiday ornament and Santa Mike The Tiger will be up on the upper concourse to sign autographs and take pictures with the fans from 12:30 to 1:30 p.m. ... Tickets are \$11 apiece with \$5 youth tickets also availability (ages 3-12) online at LSUsports.net and at the upper concourse ticket windows beginning 90 minutes prior to tipoff.

### Last Time Out

The Tigers shot just 31 percent from the floor, 19 percent from the arc and was outrebounded 50-31 at Wichita State in a Wednesday 67-47 loss ... marcus THornton had his third double double but was below his scoring average in leading LSU with 12 points.

### Tall and Lean, Not Big and Mean

After years of pounding the ball down low with players like Jaime Lloreda, Brandon Bass, Tyrus Thomas and Glen Davis, this year's team is much taller but there is no one to pound the ball to the goal ... But Tigers players are among the nation's leaders in blocked shots and while LSU appears to be able to score from more options than in years past, LSU is struggling to get back on transition ... Most glaring is LSU's inability to rebound, getting out boarded by a combined 33 boards in the last two games, 23 on those offensive.

### Team Facts

#### LSU

**RECORD:** 6-4  
**LAST GAME:** L, 47-67, at Wichita St. (12/19)  
**RANKINGS:** NA  
**HEAD COACH:** John Brady  
**CAREER RECORD:** 279-207 (17th year)  
**LSU RECORD:** 190-1309 (11th year)  
**VS. OREGON ST.:** 2-0

#### OREGON STATE

**RECORD:** 6-4  
**LAST GAME:** W, 65-56, N. Colorado (12/19)  
**RANKINGS:** NA  
**HEAD COACH:** Jay John  
**CAREER RECORD:** 72-89 (6th year)  
**OSU RECORD:** 72-89 (6th year)  
**VS. LSU:** 0-1

**LSU Sports Information**  
PO Box 25095, Baton Rouge, LA 70894

**Basketball Contact: C. Kent Lowe**  
www.LSUsports.net

**Phone - 225.578.8226**  
**Fax - 225.578.1861**

# Media Services

## John Brady Interview Opportunities

### After Practice

Coach John Brady is usually available after most practices sessions. Most practices start between 3 and 4p.m. (depending on pre-practice video sessions and weights) and usually finish between 5 and 6 p.m. Contact Basketball SID Kent Lowe (225-578-1864) to confirm practice times.

### SEC Teleconference

The 12 SEC coaches are featured on a teleconference each Monday and Thursday January through March through the conference season. The conference starts at 10 a.m. (CST). Coach Brady is on at 10:28 a.m. CST. To access the media only number contact Kent Lowe or the Southeastern Conference Media Relations Office (205-458-3010).

## LSU Player Interview Opportunities

### Post Practice

The best time to contact LSU players is usually at the conclusion of practice. Again, please let Basketball SID Kent Lowe know your interview intentions as far in advance as possible.

### LSU Satellite Newsfeed

For more information on satellite feeds and coordinates please call Assistant Athletic Director/Television Kevin Wagner (225-578-1797).

### By Appointment, By Phone

Coach Brady is available for interviews most non-gameday mornings prior to noon. Please contact either Kent Lowe (225-578-1864) or Basketball Secretary Pam LeBlanc (225-578-8217).

### The John Brady Show, Presented by Whitney Bank on The LSU Sports Radio Network

The weekly call-in show takes place Monday at 7 p.m. from Walkon's Bistro at the corner of Nicholson and Burbank ... The show runs through the end of the regular season ... The show airs in Baton Rouge on Eagle 98.1 FM, on the Internet at www.LSUports.net and on many LSU Sports Radio Network affiliates ... The show will take Dec. 24 and 31 off ... Show will resume with a special Tuesday edition on Jan. 8 before returning on Mondays

### Post Game

Coach Brady will be in the L-Club Room of the Maravich Center to visit with the media ... Requested players will be brought to the L-Club after they shower and dress and Coach Brady has finished his post-game remarks ... **THE LSU DRESSING ROOM IS CLOSED** ... To reach the L-Club, exit the building on the Southwest side and once outside turn left and go down the first set of steps to the L-Club ... The visiting team dressing

the rest of the season.

### Inside LSU Basketball with Coach John Brady

Coach Brady's weekly TV show is on a state-wide network ... WBRZ-TV, Channel 2, will carry the show at 10:35 p.m. Sunday ... The show will take off Dec. 23, 30 and Jan. 6 off ... The show will resume on Jan. 13 with the final show on March 9 ... Besides WBRZ-TV, the show can be seen on Cox Cable 4 in Baton Rouge Mondays at 9:30 p.m. and on Cox Sports Television (Ch. 37 on Cox Cable) on Wednesdays at 5:30 p.m. ... Other markets airing the show are KLAX-TV in Alexandria, Cox Channel 8 in Lake Charles, KEJB-TV in Monroe, KWBK in Mogan City, WGNO-TV in New Orleans and KMSS in Shreveport.

area is in the Northeast Corridor and across from the media work area ... The visiting coach has an interview area (where the pre-game meal is served) that he can use for his post-game media obligations if he wishes.

## Who to Contact

### LSU Sports Information Office

(225) 578-8226

### Asst. AD/Sports Info. Director

Michael Bonnette - mbonnet@lsu.edu

### Sr. Associate SID (Basketball)

C. Kent Lowe - clowe@lsu.edu

### Asst. Men's Basketball Contact

Alex Restrepo - arestr1@lsu.edu

### LSU Sports Television Network

(225) 578-1797

### Director of Television

Kevin Wagner - jwagne2@lsu.edu

### Manager/Television

John Schiebe -- jschieb@lsu.edu

### LSU Sports Radio Network

(225) 578-1882

### Director of Radio

Jim Hawthorne - Isuradio@lsu.edu

## LSU Athletics Online

### www.LSUports.net

The Official Website of LSU Athletics is home to all the basketball information you need. Schedules, results, rosters, bios, statistics and game notes can be found. The **GAMEDAY** section, updated daily, has all relevant info for the upcoming game.

### http://media.lsuports.net

Media can access images for all LSU teams, including action shots, heads shots, logos, etc. To gain access, email Michael Bonnette or Kent Lowe. You will be assigned a login and password that will enable you to retrieve pictures. This service is for the media use only.

### LSUports.net/media

Request Credentials online, Read the latest Game Notes and Submit Photo Requests.

C. Kent Lowe clowe@lsu.edu							
1 Weekly Schedule (Subject to change)							
MONDAY 17	TUESDAY 18	WEDNESDAY 19	THURSDAY 20	FRIDAY 21	SATURDAY 22	SUNDAY 23	
Practice -- 3:30 p.m. Final edition of John Brady Radio Show at Walk-Ons, 7 p.m. until Jan. 8	Practice 11 a.m. Leave for Wichita, Kansas	Game 10 -- At Wichita State, 7 p.m. (Kock Arena, Wichita, Kansas) LSU Sports Radio Network, CST-TD to Thursday at 2:30 p.m.	Practice 3 p.m.	Practice in AM.	Game 10 -- Oregon State at LSU, 2 p.m. (Maravich Center) LSU Sports Radio Network, CST. Tickets \$11, \$5 youth (ages 3-12).	Team Off For Christmas Break. Final "inside LSU Basketball" TV show (WBRZ, Ch. 2 in BR, 10:35 p.m.) until Jan. 13.	
MONDAY 24	TUESDAY 25	WEDNESDAY 26	THURSDAY 27	FRIDAY 28	SATURDAY 29	SUNDAY 30	
Off	Merry Christmas	Practice at Noon and 6 p.m.	Practice 11 and 5 p.m.	Practice 11 a.m.	Game 11 -- Washington at LSU, 2 p.m (Maravich Center), LSU Sports Radio Network, FSN. Tickets \$11, \$5 youth (ages 3-12)	Off	

# John Brady

Head Coach • 11th Year

When John Brady first put a team on the floor of the Pete Maravich Assembly Center, his Tiger squad was undermanned, undersized and underdogs.

Teams hated to play the Tigers then because John Brady coached his team hard and they responded with several strong performances against the leagues top teams, but not many wins. The strong performances continued as the years went on, but now LSU was winning.

In 11 years as head coach at LSU, John Brady has coached the LSU team as only he knows how -- with heart and passion, and knowledge of the game that makes him one of the best at in-game decisions.

The LSU Tigers, in 2006, won the SEC regular season title with a 14-2 record and won the Western Division for the second straight year. LSU has won 31 SEC games the last three years, one of the best totals in the league over the last three years, and during that time period, LSU had a streak of 19 straight conference home wins that spanned portions of four seasons from 2004-07.

The SEC Championship in 2006 was Brady's second and the school's first outright championship in 21 years.

LSU has had six consecutive winning seasons under John Brady and only three times in the program history have there been longer consecutive years of winning.

Three times, John Brady has coached the SEC Player of the Year and he has coached the SEC Freshman of the Year four times.

Brady's 184 wins are the third most wins by an LSU basketball coach and only two LSU basketball coaches have served longer tenures.

Brady's knowledge of the game and his belief in discipline and respon-

sibility for actions on and off the floor have made the program strong again, one that LSU fans are proud of.

Brady's plan isn't just taking place on a hardwood floor in the Maravich Center. He has worked hard to show the public that athletic and academic pursuits of the players should be challenged to the fullest.

That's part of the reason that LSU basketball is not only a success on the court, but in the classroom as well.

Brady came to LSU after six highly successful seasons at Samford University in Birmingham, Ala. In his six-year tenure (1992-97), he turned the team into a consistent winner, posting a record of 89-77. In Brady's six years at Samford, the team had three first-team and five second team all-league selections.

Now at LSU, the numbers are beginning to work for Brady both on and off the floor. He has had 33 players earn Academic Honor Roll status at LSU, plus 18 players who have received their degrees from LSU.

The 53-year-old Brady is the father of two daughters (Brittany-17, Brooke-13) and is married to the former Misty Champagne.

In his first 10 seasons, Brady has taken the Tigers a long way, including to college basketball's pinnacle, the NCAA Final Four. The results are a program that is solid both athletically and academically. The top athletes in the country are seriously putting LSU at the top of their lists and Brady is earning the respect of his peers in the league.

He has re-established LSU back as a national factor in college basketball and the work is being done to keep LSU there for years to come.

- 1** >NCAA Final Four Appearance (2006)
- 2** >SEC Championships >Sweet Sixteen Appearances (2000, 2006)
- 3** >SEC Player of the Year Selections (Swift - 2000, Bass - 2005, Davis - 2006) >SEC Western Division Championships (2000, 2005, 2006)
- 4** >SEC Freshman of the Year Selections (Bright - 2000, Bass - 2004, Davis - 2005, Thomas - 2006)
- 6** >Postseason tournament appearances in the last eight years
- 18** >Number of LSU players who have graduated
- 33** >Academic All-SEC honorees



## The Brady File

**NAME:** John Brady  
**BIRTH DATE:** Sept. 17, 1954 (McComb, Miss.)  
**AGE:** 53  
**HOMETOWN:** McComb, Miss.  
**WIFE:** Misty  
**CHILDREN:** Brittany (17), Brooke (13)  
**HIGH SCHOOL:** McComb HS; McComb,  
**COLLEGE:** BS, Belhaven College, 1976  
 M. Ed., Mississippi State, 1977

## PLAYING EXPERIENCE

**McComb High School (McComb, Miss.)**  
**Belhaven College (Jackson, Miss.)** - 3-year starter, scored over 1,000 points for career ... Coach Charlie Rugg ... Two-time All-Southern States Conference - Inducted Fall 1997 into school athletic hall of fame.

## COACHING EXPERIENCE

**1976-77** - Graduate Assistant, Mississippi State  
**1977-82** - Head Coach, Crowley High School (Crowley, La.) - 129-49 (.725) record ... 1981 LSWA Class AAA "Coach of the Year"  
**1982-90** - Assistant Coach, Mississippi State ... First four years under coach Bob Boyd ... Last four as chief recruiter for Richard Williams.  
**1990-91** - Assistant Coach, UNO  
**1991-97** - Head Coach, Samford University, 89-77 record in six years ... left Samford as winningest coach in Samford history ... Team won TAAC West in 1996 and 1997.  
**March 25, 1997** - Named 18th LSU head coach  
**1999-2000** - LSU wins SEC West, SEC Championship; NCAA Sweet 16; SEC Coach of the Year; Runner-up, National Coach of Year.  
**2001-02** - Second round of the NIT.  
**2002-03** - NCAA Tournament appearance ... LSWA, LABC Coach of the Year.  
**2003-04** - LSU advances to the NIT.  
**2004-05** - LSU posts 12-4 record to win SEC West ... Tigers go 8-0 in league play at home, first undefeated league home record since 1981 ... Team advanced to NCAA Tournament, fourth straight post season berth.  
**2005-06** - LSU posts 14-2 record in winning SEC title, first since 2000 and first outright title in 21 years ... Tigers go 8-0 in league play at home for the second straight year ... Team goes to NCAAs and defeats Iona, Texas A&M, No. 1 Duke and Texas to advance to NCAA Final Four for first time in 20 years ... Named SEC Coach of the Year, LSWA Coach of the Year and finalist for the Jim Phelan National Coach of the Year Award.  
**2006-07** - Team posts its sixth consecutive winning record.

## The John Brady Record

YEAR	SCHOOL	/---OVERALL---/		/---CONF.---/		FINISH
		W-L	PCT.	W-L	PCT.	
1991-92	Samford	11-18	.379	7-7	.500	T-3rd
1992-93	Samford	17-10	.630	7-5	.583	T-2nd
1993-94	Samford	10-18	.357	4-12	.250	8th
1994-95	Samford	16-11	.592	11-5	.687	2nd
1995-96	Samford	16-11	.592	11-5	.687	TAAC Western Division Champion
1996-97	Samford	19-9	.678	11-5	.687	TAAC Western Division Champion
<b>1997-98</b>	<b>LSU</b>	<b>9-18</b>	<b>.333</b>	<b>2-14</b>	<b>.125</b>	<b>6th-West</b>
<b>1998-99</b>	<b>LSU</b>	<b>12-15</b>	<b>.444</b>	<b>4-12</b>	<b>.250</b>	<b>6th-West</b>
<b>1999-00</b>	<b>LSU</b>	<b>28-6</b>	<b>.823</b>	<b>12-4</b>	<b>.750</b>	<b>SEC Champions; NCAA Sweet 16</b>
<b>2000-01</b>	<b>LSU</b>	<b>13-16</b>	<b>.448</b>	<b>2-14</b>	<b>.125</b>	<b>6th-West</b>
<b>2001-02</b>	<b>LSU</b>	<b>19-15</b>	<b>.559</b>	<b>6-10</b>	<b>.375</b>	<b>4th-West; NIT Second Round</b>
<b>2002-03</b>	<b>LSU</b>	<b>21-11</b>	<b>.656</b>	<b>8-8</b>	<b>.500</b>	<b>2nd-West; NCAA Tournament</b>
<b>2003-04</b>	<b>LSU</b>	<b>18-11</b>	<b>.621</b>	<b>8-8</b>	<b>.500</b>	<b>2nd-West; NIT</b>
<b>2004-05</b>	<b>LSU</b>	<b>20-10</b>	<b>.667</b>	<b>12-4</b>	<b>.750</b>	<b>1st-West; NCAA Tournament</b>
<b>2005-06</b>	<b>LSU</b>	<b>27-9</b>	<b>.750</b>	<b>14-2</b>	<b>.875</b>	<b>SEC Champions; NCAA Final Four!</b>
<b>2006-07</b>	<b>LSU</b>	<b>17-15</b>	<b>.531</b>	<b>5-11</b>	<b>.312</b>	<b>6th-West</b>
<b>2007-08</b>	<b>LSU</b>	<b>6-4</b>	<b>.600</b>			
<b>Totals</b>	<b>17 Years</b>	<b>279-207</b>	<b>.574</b>	<b>124-126</b>	<b>.496</b>	<b>2 Conf. Titles, 5 Division Titles</b>
<b>Samford</b>	<b>6 Years</b>	<b>89-77</b>	<b>.536</b>	<b>51-39</b>	<b>.567</b>	<b>2 TAAC Western Division Titles</b>
<b>LSU</b>	<b>11 Years</b>	<b>190-130</b>	<b>.594</b>	<b>73-87</b>	<b>.456</b>	<b>2 SEC-3 West Titles, 4 NCAAs</b>

## CAREER SPECIALTY NUMBERS

### CAREER DOUBLE-FIGURE GAMES

Tasmin Mitchell 49  
Terry Martin 20  
Garrett Temple 17  
Marcus Thornton 9  
Chris Johnson 8  
Anthony Randolph 7  
Dameon Mason 5  
Bo Spencer 4

### CAREER DOUBLE-FIGURE REBOUNDS

Tasmin Mitchell 9  
Marcus Thornton 3  
Anthony Randolph 2  
Chris Johnson 1

### CAREER DOUBLE-DOUBLES

Tasmin Mitchell 8  
Marcus Thornton 3  
Anthony Randolph 2  
Chris Johnson 1

### CAREER THREE-POINTERS

Terry Martin 70  
Tasmin Mitchell 69  
Garrett Temple 68  
Marcus Thornton 25  
Bo Spencer 15  
Dameon Mason 9  
Chris Johnson 9  
Alex Farrer 6  
Anthony Randolph 2

### CAREER ASSISTS

Garrett Temple 271  
Tasmin Mitchell 165  
Terry Martin 52  
Dameon Mason 29  
Bo Spencer 26  
Anthony Randolph 18  
Marcus Thornton 16  
Chris Johnson 11  
Alex Farrer 11  
Garrett Green 4  
Greg Terrebbonne 3

### CAREER BLOCKS

Garrett Temple 76  
Tasmin Mitchell 44  
Chris Johnson 37  
Anthony Randolph 32  
Terry Martin 12  
Dameon Mason 9  
Marcus Thornton 5  
Garrett Green 3  
Alex Farrer 2  
Bo Spencer 1

## 2007-08 LSU Men's Basketball Roster

NO.	NAME	CL.	POS.	HT.	WT.	EXP.	HOMETOWN/LAST SCHOOL
1**	Tasmin Mitchell	Jr.	F	6-7	228	2VL	Denham Springs, La./D. Spr. HS
2	Dameon Mason	Sr.	G/F	6-6	190	1VL	Kansas City, Mo./Marquette Univ.
3	Anthony Randolph	Fr.	F	6-10	205	HS	Dallas, Texas/Woodrow Wilson HS
5	Marcus Thornton	Jr.	G	6-4	198	JC	Baton Rouge, La./Kilgore College
10	Greg Terrebbonne	So.	G	6-0	205	1VL	Galliano, La./South LaFourche HS
11	Bo Spencer	Fr.	G	6-1	180	HS	Baton Rouge, La./Glen Oaks HS
13	Terry Martin	Jr.	G	6-6	207	1VL	Monroe, La./Texas Tech
14	Garrett Temple	Jr.	G	6-6	195	2VL	Baton Rouge, La./University HS
20	Garrett Green	Fr.	F	6-10	218	HS	Woodland Hills, Calif./Taft HS
21	Chris Johnson	Jr.	C	6-11	205	2VL	Montross, Va./Laurinburg Prep
30	Alex Farrer	So.	G	6-5	200	1VL	Phoenix, Ariz./St. Mary's HS
32**	Quintin Thornton	Jr.	F	6-8	230	JC	Orlando, Fla./Odessa College

\*\*Injured and not dressed

**Head Coach:** John Brady (Belhaven, 1976), 11th year at LSU

**Associate Head Coach:** Butch Pierre (Mississippi State, 1984), 11th year at LSU

**Assistant Coach:** John Treloar (Belhaven, 1979), 4th year at LSU

**Assistant Coach:** Chad Dollar (Milligan, 1996), 1st year at LSU

**Director of Basketball Operations:** Jeff Clapacs (Wooster, 2007), 1st year at LSU

## Transactions

Quintin Thornton injured his left pectoral muscle in the weight room, Oct.19. Underwent surgery, out for at least two months, probable redshirt candidate ... Dameon Mason missed McNeese game (11/14) and Maui Tournament (11/19-21) with viral infection on heart muscle ... Cleared Monday (11/26) to return to practice ... Tasmin Mitchell was taken out of Oklahoma State game (11/19) after six minutes, did not play the remainder of the Maui tournament ... Has a stress reaction in the shin bone area of his left foot ... Surgery was Nov. 29 ... Eligible for medical redshirt if unable to return ... Alex Farrer broke his nose in the Chaminade game (11/20), Dameon Mason broke his nose in practice prior to the Villanova game (12/6), both have continued to play.

## Last Game -- Wichita State 67, LSU 47 (12/19 - Wichita, Kan.)

The Tigers' Terry Martin made three treys and a two point field goal in the first nine minutes to single handedly keep LSU in the game, helping LSU to three leads, but that was about all there was on the plus side to LSU's game at Wichita State ... Martin never scored again and LSU shot just 27 percent for the first half and 31 percent for the game (18-of-58) ... Only one other three pointer was made after Martin's three treys as LSU was 4-of-21 (19.0%) ... LSU, after being out rebounded by 14 by Northwestern State, the Tigers were manhandled by 19 on the boards as Wichita State became the first team to get 50 rebounds on the Tigers since Wyoming in 2001 ... LSU trailed by seven at the half and Wichita State scored the first five points of the second half to get a lead that would grow to as much as 27 ... Marcus Thornton, through seven points under his scoring average, led LSU with 12 points and had his third double double with 11 rebounds, while Martin had 11 points ... The last time LSU failed to score at least 50 points was in the NCAA National Semifinals against UCLA in 2006 (45 points).

## Second Half Shooting And Scoring

Both times on the opponents court against Villanova (12/6) and at Wichita State (12/19) are the only two times LSU has shot under 50 percent in the second half ... The Wichita second half of 34.5 percent was the lowest of the season ... In three games this season, LSU has shot over 50 percent from the field for the game and for the season is still shooting a nice percentage of 46.6 percent (264-of-566), compared to just 37.9 percent for the opponents (240-of-634).

LSU is averaging 41.7 points a game in the second half and has outscored opponents by 72 points in the final 20 minutes ... In the first halves of games so far this year, LSU is averaging 31.8 points and has a scoring differential of plus 15 ... LSU scored 57 points against Southern in the second half (11/30), the fourth best single scoring half in the John Brady era:

1. **60 -- 2nd half - Grambling (1-20-99)**
2. **59 - 1st half - Centenary (1-15-03)**
3. **58 - 2nd half - Tennessee (1-14-06)**
4. **57 - 2nd half - Southern (11-30-07)**
5. **56 - 1st half - Wyoming (11-27-99)**

## 11 Assists, 11 Baskets Made

The Tigers finished the Northwestern State game Saturday (12/15) with 17 assists and a total of 25 made baskets, a ratio for assists to made baskets of 68 percent ... However, it proved to be a very good offense in the second half when 11 Tiger assists equaled the total number of baskets (11) that LSU made in the second half of the game against the Demons. Five of those were three-pointers.

## Johnson, Randolph On Jay Bilas' Maui Team

Junior Chris Johnson and freshman Anthony Randolph were both on Jay Bilas' final ESPN.com All-Maui team for their performances over the three games of the EA Sports Maui Invitational ... Earlier in one of his blogs from Maui, Bilas said about Johnson, "this kid oozes potential." Johnson averaged a team best 16.0 points a game, making 20-of-29 field goals, including four treys, with a 7.0 rebound average per game ... Randolph averaged 15.7 points a game and 7.0 rebounds.

## About Oregon State University

Today's game marks the back half of a home-and-home series that began a year ago with LSU winning in Corvallis, 60-53 ... The two teams met in Louisiana at the New Orleans Arena in the old Sugar Bowl Basketball Classic in 2000, winning 78-68 ... Overall in a series that dates back to 1963, LSU has a 4-1 lead in the series.

The Beavers are also 6-4 on the season, coming off a 65-56 win over Northern Colorado at Corvallis on Wednesday ... Oregon State shot 39 percent for the game (27-69) and 4-of-17 from the arc ... Oregon State out rebounded Northern Colorado, 41-28 ... Seth Tarver had 15 points to lead OSU, with Josh Tarver and Omari Johnson each had 10 points ... Jay John is in his sixth year as the head coach at Oregon State with a record of 72-89 ... He is just the seventh head coach at OSU since the 1928-29 season ... John was an assistant to Lute Olsen at Arizona before getting the Oregon State job ... Here are the probable starters for the Beavers:

**G - 11 Rickey Claitt (6-2, 175, Jr., Orlando, Fla.) 3.7 ppg, 2.3 rpg**

**G - 15 Seth Tarver (605, 205, So., Portland, Ore.) 15.4 ppg, 6.0 rpg**

**C - 10 Roeland Schaftenaar (6-11, 240, So., Utrecht, Netherlands) 6.9 ppg, 5.2 rpg**

**F - 03 Marcel Jones (6-8, 220, Sr., Los Angeles, Calif.) 14.2 ppg, 8.0 rpg**

**F - 24 Omari Johnson (6-7, 205, Fr., Los Angeles, Calif.) 5.0 ppg, 3.5 rpg**

## Success at Home

The Tigers were 14-4 in the Maravich Center last year, 9-1 in non-conference games ... The Tigers will enter the next home game Saturday against Oregon State game on a seven-game winning streak (5-0 this season) dating back to last year ... LSU has won 14 games each of the last three years at home, but will only play 15 home games this season ... LSU is 47-7 (87.0 percent) over the last three-plus years overall and 81-6 (93.1 percent) over the ten-plus years of John Brady's tenure in non-conference games.

## The Pete Maravich Assembly Center - New Floor For 2007-08

This is the 37th season of play in the building and LSU is 418-139 in the building (75.0 percent) and 217-30 (87.8 percent) in non-conference games.

The Tigers are playing at home on a brand new wood floor that was installed earlier in the month. The floor was designed by Jason Feirman in the LSU Athletics Publications office and made by Connor Sports Flooring in Arlington, Illinois.

## Thornton and Randolph With Big Opening Night Games

Junior college transfer Marcus Thornton made his season debut a good one for LSU, hitting 8-of-14 field goals, including four treys, in a 27-point effort against Southeastern Louisiana ... He was just on the edge of becoming the first Tiger to score 30 points since Darrel Mitchell scored 32 in double overtime at home against Ohio State in January 2005 ... Also freshman Anthony Randolph came up big against the Lions with a double double of 19 points and 13 rebounds ... Here are how the numbers compare with other opening night first games for some other Tigers in the last 20 or so years:

**2005-06 - Tasmin Mitchell - 19 points, 12 rebounds**

**2004-05 - Glen Davis - 16 points, 13 rebounds**

**2003-04 - Brandon Bass -- 15 points, 11 rebounds**

**1999-00 - Ronald Dupree - 21 points, 8 rebounds; Lamont Roland - 20 points**

**1998-99 - Jabari Smith - 11 points, 17 rebounds**

**1996-97 - Lester Earl - 25 points, 7 rebounds**

**1994-95 - Randy Livingston - 22 points, 9 assists**

**1993-94 - Ronnie Henderson - 21 points**

**1992-93 - Sean Gipson - 23 points, 10 rebounds**

## SEC MEDIA DAYS POLL

### Eastern Division

TEAM	SEC	OVERALL
Tenn. (30)	180 points	
Kentucky	142 points	
Florida	103 points	
Vanderbilt	98 points	
Georgia	69 points	
S. Carolina	38 points	

### Western Division

TEAM	SEC	OVERALL
Ark. (18)	168 points	
Miss. St. (10)	148 points	
Alabama (1)	111 points	
Auburn (1)	94 points	
LSU	63 points	
Ole Miss	46 points	

## CAREER DOUBLE-DOUBLES

### TASMIN MITCHELL (8)

Game	Date	Pts	Reb
Southern	11/18/05	19	12
UL-Laf.	12/17/05	16	11
Duke	3/23/06	10	10
Texas	12/10/06	23	10
UConn	1/6/07	16	10
Ole Miss	1/17/07	19	10
Ole Miss	2/14/07	11	10
McNeese	11/14/07	16	14

### MARCUS THORNTON (3)

Game	Date	Pts	Reb
Ariz. State	11/21/07	18	12
Villanova	12/6/07	15	13
Wichita State	12/19/07	12	11

### ANTHONY RANDOLPH (2)

Game	Date	Pts	Reb
SE La.	11/12/07	19	13
Southern	11/30/07	24	11

### CHRIS JOHNSON (1)

Game	Date	Pts	Reb
Chaminade	11/20/07	18	11

## TIGER OPPONENTS IN POLLS

Record at Time of Game	AP	ESPN/ USAT
Villanova (L, 67-68)	25	21
Texas A&M (Jan. 5)	14	11
Ole Miss (Jan. 12, Feb 23)	RV	RV
Vanderbilt (Jan. 19)	17	17
Arkansas (Jan. 26, Feb. 20)	RV	RV
Tennessee (Feb. 9)	12	12
Florida (Feb. 13)	RV	RV

## THE STATISTICS

Overall	LSU	OS
Scoring Average	74.1	64.5
Opp. PPG Average	65.7	59.3
Scoring Differential	+8.4	+5.2
FG Percentage	46.6	39.9
Opp. FG Percentage	37.9	41.9
3PT FG Pct.	33.8	30.5
Opp. 3FG Pct.	30.5	31.8
3 FGs per Game	7.3	5.8
FT Percentage	73.3	63.6
Rebound Avg.	37.0	38.8
Opp. Reb. Avg.	38.4	34.4
Reb. Differential	-1.4	+4.0
Assist Average	13.5	12.8
TO Average	10.8	13.5
Blocks Average	8.4	3.0
Steals Average	7.6	6.3

### LSU Scoring Runs

5-0	14
6-0	7
7-0	13
8-0	3
9-0	1
10-0	
11-0	2
12-0	
13-0	
14-0	1
15-0	
16-0	
17-0	1

### Opp. Scoring Runs

5-0	13
6-0	6
7-0	3
8-0	6
9-0	2
10-0	1
11-0	1
12-0	1
13-0	
14-0	
15-0	

1989-90 - Shaquille O'Neal - 10 points; Stanley Roberts - 16 points

1988-89 - Chris Jackson 13

1984-85 - John Williams - 21 points, 11 rebounds; Jose Vargas - 22 pts, 10 rebounds

Of course, one to add to that is Durand "Rudy" Macklin who in the 1976 season opener in his first game as a Tiger pulled down a school record 32 rebounds against Tulane.

### **A Nice Scoring Average**

Although his scoring average took a bit of a hit on Wednesday, junior college transfer Marcus Thornton is still averaging 18.8 points a game, losing 0.8 off the average after scoring just 12 against Wichita State ... Through the first 10 games, junior college transfer Marcus Thornton is ranked third in the SEC behind Shan Foster of Vanderbilt (20.3) and A. J. Ogilvy of Vanderbilt (19.5).

### **The Few, The Proud, The Tigers**

The Tigers dressed just nine players, eight players recruited for scholarship when they came here, against Wichita State, and will probably be in the same situation for the Oregon State game as Saturday is a usual class day for the intersession classes that senior Dameon Mason is taking to help him stay on course to graduate ... Quinton Thornton is out after an injury to his pectoral muscle and because he played in Canada, must seek a medical redshirt if he wants to redshirt ... Tasmin Mitchell, who started every game of his first two seasons and the first three of this season, is also looking for a probable medical redshirt after surgery for a stress fracture in the his left ankle.

### **Randolph One Of The Top SEC Freshman**

Anthony Randolph of Dallas is making his name known as one of the top SEC freshman after nine games, averaging 13.9 points per game, 7.6 rebounds and 3.2 blocks per game ... His scoring average ranks fifth among league freshman, the rebound average is second among the freshman and his blocks per game average is first among league freshman ... Overall his scoring average ranks 20th, while is rebounding average is seventh ... He is second in the league in blocked shots and entering the week was ninth in the country.

### **Chris Johnson**

The point was made in post-game comments against Nicholls State last month about the success Chris Johnson has had since moving into the starting lineup and again it is a case of another LSU player working hard in practice and having the patience to wait their time ... This is Johnson's time and before it was stopped against Wichita State when he scored just four points, he had scored in double figures each of the previous seven games:

**Oklahoma State - 19 pts, five rebounds (8-9 FG)**

**Chaminade - 18 pts, 11 rebounds (first double-double, 3 blocks)**

**Arizona State - 11 pts, 5 rebounds (3 blocks)**

**Nicholls State - 16 pts, 6 rebounds (3 blocks)**

**Southern - 20 pts, 5 rebounds (2 blocks)**

**Villanova - 11 pts, 4 rebounds (3 blocks)**

**Northwestern State - 16 pts, 2 rebounds (1 block)**

For the season, Johnson has scored 121 points, 63 more than in 18 games last year ... This season he is averaging 12.1 points per game and 2.2 blocks per game.

### **Johnson With A Nice Streak**

Johnson at the free throw line this season, has made 23-of-25 free throws or 92.0 percent at the charity stripe, far and away the best in the league but because he did not shoot any free throws at Wichita State, he at this time no longer qualifies for the SEC statistics leaders (based on the league minimum of 2.5 made a game) ... Before the Wichita game, his percentage that did qualify at that time was ranked 15th in the nation in the latest NCAA stats ... As part of that 23-of-25 was a consecutive streak of 18 that was finally stopped in the Villanova game ... Ironically, in Johnson's first two seasons, he was just a combined 8-of-13 at the charity stripe ... The 18 consecutive free throws made is the longest streak since Chris Jackson hit the school record 35-in-a-row in the 1989-90 season.

### **Trying To Get Another Winning Season**

LSU has had a winning record each of the last six seasons which is the third longest consecutive winning streak in school history ... LSU's consecutive season winning streaks:

**11 - 1982-83 to 1992-93**

**9 - 1913-14 to 1921-22**

**6 - 2001-02 to present**

**5 - 1976-77 to 1980-81**

## O Canada

The LSU season got off to an early start thanks to a three-game exhibition tour of Canada over the Labor Day weekend ... The Tigers played games and won at the University of Guelph (92-60), York University (101-67) and the University of Toronto (82-55) ... Marcus Thornton, the junior college transfer, led the Tigers on the trip averaging 26.0 points per game as the guard hit 32-of-55 field goal attempts and more importantly 11 three-pointers in 25 attempts (44 percent) ... Anthony Randolph averaged 13.3 points and a team best 6.7 rebounds, while veterans Terry Martin (13.0 points) and Mitchell (11.0 points) averaged in double figures.

LSU as a team shot 48 percent from the floor and 36.9 percent from the international three-point arc, some 30 percentage points higher than a season ago.

LSU's decision to wait until the Labor Day Weekend to go on a trip outside the United States allowed the newcomers to join the veterans on the trip and allowed for a week of practice prior to leaving for Canada.

## The Season Started Earlier

The first exhibition game on Nov. 1 marked by two days the earliest exhibition game in LSU history ... The start of the season on Nov. 12 against Southeastern Louisiana was the earliest an LSU men's basketball team has ever started the season in program history.

Last season and in the 2001-02 season, the previous earliest game was played on Nov. 17 ... In the 2005-06 season, the season started on Nov. 18.

## Hopefully Villanova Game Not A Sign The Trend Will Continue

After winning almost all of the close games in 2006, the streak turned against LSU in 2007, going 1-6 in 2007 in games decided by four points or less last season:

Wichita State -- L, 53-57

Texas -- L, 75-76 (OT)

Auburn -- W, 65-63

Georgia -- L, 54-57

Alabama -- L, 70-73

Tennessee -- L, 67-70

Ole Miss -- L, 70-71

Now it is hard to believe it has all started again as LSU has a 1-2 mark in games of four points or less having beaten McNeese by four, losing to Arizona State in overtime by three and last week's loss in Philadelphia to Villanova:

McNeese - W, 76-72

Arizona State (ot) - L, 84-87

Villanova - L, 67-68

## Garrett Temple Cracks Top 10 In Assists

The junior, who has spent much of his career dishing out assists at the point, is not listed as the starting point guard this season, but he handles the ball enough to get plenty of chances to dish the ball and he is off to another good start through the first 10 games with 34 assists, to 25 turnovers ... Temple has now 271 career assists, tied for ninth all-time at LSU in total assists ... He has 105 career steals and is just 31 of moving into the top 10 in that category at LSU.

## Temple About To Crack Another Career Top Ten

The junior enters the game with 76 career blocks in 78 career games, nearly an average of one block per game ... With his next block, he will move into a tie for 10th all-time at LSU in career blocks ... Nikita Wilson (1983-87), is presently in the 10th spot at 77 career blocks.

## Scoring Not An Issue

While rebounding has been a problem, it is obvious that this LSU team can score in spurts and post numbers this season ... LSU put the Northwestern State contest away with its longest scoring run of the season, 17 points ... The Tigers are averaging 74.1 points a game as they reach the end of the first third of the season, with their average dropping three points after the Wichita State game (12/19) ... In both the 2000 and 2005 seasons in the John Brady era, the Tigers did average over 75 points a game ... The Tigers are now giving up an average of 65.7 points per game, a defensive average that has dropped some 10 points since the team returned in late November from Maui.

Defense has been one of the trademarks of the John Brady era at LSU ... When LSU lost to Arizona State, 87-84, in overtime (11/21), it marked only the third time in the 11 years of the Brady era that LSU has scored 80 or more points and not won the game ... The other

## TIGER TRENDS

<u>LSU RECORD...</u>	<u>07-08</u>	<u>JB YRS</u>
In November	5-2	39-9
In December	1-2	52-15
In January		37-45
In February		35-43
In March		27-17
In April		0-1

### LSU vs. AP Ranked Opponents

At home		12-16
On the road	0-1	3-27
Neutral		8-5

### LSU's Record in Games...

Decided by 5 pts or less	1-2	49-46
Decided by 10 pts or less	3-3	76-76
Decided by 11 pts or more	3-1	115-53
At night	5-2	139-80
During the day	1-2	52-49
Decided in Overtime		8-7
Televised	4-4	87-84

### LSU's Record When Scoring...

Less than 60 points		10-55
60-69 points	1-1	50-47
70-79 points	3-1	61-25
80-89 points	2-1	41-3
90-99 points		23-0
100 or more points		5-0

### LSU's Record When Allowing...

Less than 60 points	3-0	98-16
60-69 points	1-2	64-38
70-79 points	2-0	23-41
80-89 points	0-2	4-32
90-99 points		0-3
100 or more points		1-0

### LSU's Record When...

Leading at the half	3-1	151-26
Losing at the half	1-3	31-95
Tied at the half	2-0	8-9
Lead 10 minutes left	4-1	161-24
Losing 10 minutes left	0-2	26-101
Tied 10 minutes left	1-1	3-5
Lead 5 minutes left	6-1	165-19
Losing 5 minutes left	0-2	20-104
Tied 5 minutes left	0-1	5-7

### LSU's Record When Shooting...

50% or higher	3-0	91-17
Less than 50%	3-4	99-113
Better than opponent	6-2	159-33
Worse than opponent	0-2	31-96
Even Shooting		0-1
More 3PT FGs than opp.	4-4	89-35

### LSU's Record When...

Outrebounding opp.	3-0	156-30
Outrebounded by opp.	3-4	32-92
Equal rebounds	-----	2-8

### LSU's Record When Committing...

Fewer TO than opp.	4-0	97-29
More TO than opp.	1-3	81-92
Equal TO	1-1	12-9
15 or fewer TO	4-1	112-54

## COACHING MARKS

### Coaching Tenure in SEC

1. Billy Donovan, Florida	12th season
<b>2. John Brady, LSU</b>	<b>11th season</b>
3. Rick Stansbury, MSU	10th season
3. Mark Gottfried, Ala.	10th season
5. Kevin Stallings, Vandy	7th season
5. Dave Odom, USC	7th season
7. Dennis Felton, UGA	5th season
8. Jeff Lebo, Auburn	4th season
9. Bruce Pearl, Tennessee	3rd season
10. Andy Kennedy, Ole Miss	2nd season
11. Billy Gillispie, Kentucky	1st season
11. John Pelphrey, Arkansas	1st season

### Coaching Tenure at LSU

1. Harry Rabenhorst	29 seasons
2. Dale Brown	25 seasons
<b>3. John Brady</b>	<b>11 seasons</b>
4. Jay McCreary	8 seasons
5. Dr. C. C. Stroud	6 seasons
5. Press Maravich	6 seasons

### Coaching Wins at LSU

1. Dale Brown	448
2. Harry Rabenhorst	340
<b>3. John Brady</b>	<b>190</b>
4. Dr. C. C. Stroud	82
4. Jay McCreary	82

### Coaching Wins in SEC

(through play on December 20)

1. Billy Donovan, Fla.	273
2. Rick Stansbury, MSU	191
<b>3. John Brady, LSU</b>	<b>190</b>
4. Mark Gottfried, Ala.	188
5. Kevin Stallings, Vandy	152
6. Dave Odom, USC	120
7. Dennis Felton, UGA	64
8. Bruce Pearl, Tennessee	56
9. Jeff Lebo, Auburn	50
10. Andy Kennedy, Ole Miss	31
11. John Pelphrey, Arkansas	9
12. Billy Gillispie, Kentucky	4

### All-Time Wins--SEC

(through play on December 20)

1. Adolph Rupp, UK	875
<b>2. Dale Brown, LSU</b>	<b>448</b>
3. C. M. Newton, UA/VU	340
<b>3. Harry Rabenhorst, LSU</b>	<b>340</b>
5. Tubby Smith	308
6. Joe B. Hall, Kentucky	297
6. Hugh Durham, Georgia	297
8. Ray Mears, Tennessee	278
8. Roy Skinner, Vanderbilt	278
10. Billy Donovan, Florida	273
---	
15. Norm Sloan, Florida	232
16. Rick Pitino, Kentucky	219
17. Joel Eaves, Auburn	214
18. Don DeVoe, Tenn, Fla.	211
19. Eddie Fogler, Vandy/SC	204
20. Bob Polk, Vanderbilt	197
21. Richard Williams, Miss. St.	191
21. Rick Stansbury, Miss. St.	191
<b>23. John Brady, LSU</b>	<b>190</b>
24. Mark Gottfried, Alabama	188
---	
30. Kevin Stallings, Vandy	152

two times came in December 2004 at Biloxi against Southern Miss when LSU lost 88-84 in overtime and in November 2005 when LSU lost at home to Houston, 84-83.

LSU is 69-3 when scoring 80 or more points in the Brady era and also a good 129-28 (82.0%) when scoring 70 or more ... The Tigers have only allowed 80 points 40 times in the Brady era and LSU is 5-35 when they allowed 80 or more points.

LSU's defense did make a stand against Nicholls as they held an LSU opponent to the lowest point total since playing Nicholls in the 2002-03 opener and holding them to 24.

### **Three Scoring 20**

The Tigers had three players score 20 points in the win over Southern (11/30) ... Anthony Randolph scored a career high 24, Marcus Thornton 22 and Chris Johnson a career high 20 points ... Randolph and Johnson played 26 minutes, while Thornton played 32 minutes for the Tigers in the win.

The last time three LSU players scored in 20 points was in the double overtime win over Ohio State on Jan. 15, 2005 when Darrel Mitchell had 32 points (the last LSU player to break 30 in a game), Brandon Bass (2005 SEC Player of the Year) had 29 and Antonio Hudson added 20. LSU won the game, 113-101.

The other time it happened for LSU in a regulation game was in the 1999-2000 season opener at the Maravich Center when LSU defeated Grambling State, 112-37. In the game Stromile Swift (2000 SEC co-Player of the Year) had 22 points, Ronald Dupree had 21 points and Lamont Roland had 20.

### **Florida, LSU Still Have Best Home Win Marks**

Since the start of the 2002-03 season, Florida and LSU far and away have the most home wins of any team in the Southeastern Conference (through play on Dec. 20):

<b>Florida 82</b>
<b>LSU 75</b>
<b>Tennessee 66</b>
<b>Alabama 66</b>
<b>Vanderbilt 65</b>
<b>Arkansas 61</b>
<b>Kentucky 60</b>
<b>South Carolina 56</b>
<b>Mississippi St. 55</b>
<b>Auburn 54</b>
<b>Georgia 53</b>
<b>Ole Miss 48</b>

### **Total SEC Wins Since 2005 Has LSU Near Top**

LSU in the last three seasons is also near the top of the league in total conference wins:

<b>Florida 35</b>
<b>Kentucky 32</b>
<b>LSU 31</b>
<b>Alabama 29</b>
<b>Tennessee 28</b>
<b>Vanderbilt 25</b>
<b>Arkansas 23</b>
<b>Mississippi State 22</b>
<b>South Carolina 17</b>
<b>Ole Miss 16</b>
<b>Auburn 15</b>
<b>Georgia 15</b>

### **Louisiana Win Streak**

LSU completed its home slate of games against Louisiana schools this past Saturday against Northwestern State with LSU winning all five of its games this year (Southeastern Louisiana, McNeese State, Nicholls State, Southern and Northwestern State), extending LSU's winning streak in the Maravich Center against Louisiana schools to 67 games ... LSU last lost to a Louisiana school in the PMAC on Dec. 6, 1988 when Louisiana Tech beat LSU in overtime, 111-109 ... The present streak started two nights later on Dec. 8, 1988 when the Tigers defeated McNeese State ... A total of 42 of those wins have come in the John Brady era.

### **Learning To Play Without Tasmin Mitchell**

The Tigers have had to learn to play without a staple of the last two years in the LSU



lineup, junior forward Tasmin Mitchell ... Mitchell, who started every game in his freshman and sophomore seasons is probably out for the remainder of the year after undergoing surgery on his left ankle for a stress fracture of his shin bone ... Mitchell averaged 11.4 points a game during LSU's Final Four season in 2006 and then averaged 14.5 points last season ... Mitchell was a pre-season coaches All-SEC selection for the 2007-08 season ... Mitchell started the first three games of the season, to run his consecutive game starting streak to 71, but had to go to the bench in pain after just six minutes of the LSU-Oklahoma State game in Maui (11/21) ... He underwent surgery on Nov. 29 and while the recovery and rehab process is six-to-eight weeks, it is expected that he will use a medical redshirt and be available for two more seasons for LSU.

### John Brady in Elite Company

Brady's two SEC titles (2000, 2006) make him one of just 15 coaches in SEC history to have won at least two SEC regular season titles joining Adolph Rupp (27), Joe Hall (8), Tubby Smith (5), Dale Brown and Babe McCarthy (4), Ray Mears, C. M. Newton, Billy Donovan and Harry Rabenhorst (3) and Brady, Eddie Fogler, Rick Pitino, Nolan Richardson, Ray Skinner and John Mayer (2).

As far as Division championships, only four coaches -- Tubby Smith (7), Rick Pitino, Nolan Richardson and Billy Donovan (4) have won more division titles than John Brady.

### Brady 23rd On SEC All-Time Coaching List

Brady's 190 career wins at LSU has him listed as the 23rd winningest coach all-time in the Southeastern Conference after play on Sunday ... Mississippi State coach Rick Stansbury is just ahead of him with 191 wins while Alabama's Mark Gottfried is 24th at 188 career wins ... Brady needs seven wins to move into the top 20 of the year and it is conceivable that all three coaches could crack the top 20 before the end of the season.

### NBA Playing With Five Former Tigers On Rosters

The National Basketball Association presently has five former LSU Tigers on its rosters ... Here's an update on how they are doing through this past Thursday:

**Brandon Bass -- 3rd yr -- Dallas Mavericks (26 games, 8.4 ppg, 4.5 rpg)**

**Glen Davis -- rookie -- Boston Celtics (18 games, 4.8 ppg, 3.7 rpg)**

**Shaquille O'Neal -- 16th yr -- Miami Heat (25 games, 14.4 ppg, 7.6 rpg)**

**Stromile Swift -- 8th yr -- Memphis Grizzlies (20 games, 7.9 ppg, 4.2 rpg)**

**Tyrus Thomas -- 2nd yr -- Chicago Bulls (20 games, 7.2 ppg, 5.2 rpg)**

### Three-Point Shooting

LSU hit 38 percent of its three-point attempts in Maui, 30-of-79, but gave up about the same, allowing opponents to make 37.8 percent (28-of-74) ... In the Arizona State game, LSU's 33 attempts was just seven shy of the school record for attempts ... In fact, Marcus Thornton's 12 attempts in that game was the first time anyone had attempted more than 10 three-pointers in a game since Torris Bright in 2002.

For the season, LSU is averaging 7.3 treys a game and 33.8 percent (73-of-216) ... LSU's percentage dipped close to two points after making just 4-of-21 from three-point range (19.0 percent) ... It was LSU's second worst shooting percentage from the arc and the worst since LSU hit just 3-of-18 in the second game of the season .... For the season, opponents are making 6.4 a game and 30.5 percent (73-of-216) ... That percentage is down two full points after Wichita State hit just 2-of-19 in the game ... LSU's three-point percentage is ninth in the league, but its three-point percentage defense is third in the league.

Individually, Marcus Thornton's percentage of 33.8 percent (25-of-74) is the 12th best in the league (min. 2.0 made per game).

LSU averaged 5.4 makes a game last season ... LSU has made more than 200 three-pointers three times - 215 in 2003, 205 in 2005 and 204 in 2002 ... LSU shot 33.7 percent from the three-point arc in 2007 ... The Tigers best percentage came in 1987, the first year of the three point field goal percentage, when LSU hit 40.1 percent.

### Rebounding

Rebounding has turned into a big issue again in the last couple of games as the Tigers have been out rebounded by 33 in the last two games combined against Northwestern State (12/15) and Wichita State (12/19) ... LSU was out rebounded 48-34 in the Northwestern game and 50-31 in the Wichita game ... It was the first time a team has recorded 50 rebounds against LSU since the Wyoming game of Jan. 2001 ... The problem was most noticeable on the offensive boards where LSU was out rebounded 20-5 on the offensive glass by Northwestern State and 17-9 in the Wichita State game ... LSU has been out rebounded in six of the 10 games this season.

In past years, LSU's out rebounding opponents has been a key component in LSU winning: 21-5 when having the most boards in 2006 and 16-6 a year ago ... The Tigers have

SCORING BREAKDOWN					
CLASS	PTS	PCT.			
Freshmen	229	30.9			
Sophomores	10	1.3			
Juniors	491	66.3			
Seniors	11	1.5			
SCORING	PTS	PCT.			
Starters	600	80.9			
Bench	141	19.1			
POINTS IN PAINT	PTS	APG			
LSU	280	28.0			
Opponents	292	29.2			
POINTS OFF TO	PTS	APG			
LSU	193	19.3			
Opponents	155	15.5			
BENCH SCORING	PTS	APG			
LSU	141	14.1			
Opponents	188	18.8			
FT% LAST 5 MINUTES	PCT				
LSU	42-65	64.6			
Opponents	36-45	80.0			
FG% LAST 5 MINUTES	PCT				
LSU	36-72	50.0			
Opponents	34-87	39.1			
3FG% LAST 5 MINUTES	PCT				
LSU	10-33	30.3			
Opponents	7-33	21.2			
W-L RECORDS OF STARTING LINEUPS					
<b>(G, G, G, F, F), (G, G, C, F, F) or (G, G, C, G, F)</b>					
1-0 -- Temple, Martin, Thornton, Randolph, Mitchell					
1-1 -- Martin, Thornton, Johnson, Randolph, Mitchell					
4-3 -- Martin, Thornton, Johnson, Temple, Randolph					
<b>LEADING SCORERS --</b> Thornton 7, Randolph 3					
<b>LEADING REBOUNDERS --</b> Randolph 4, Thornton 3, Mitchell 1, Martin 1, Johnson 1					
<b>LEADING ASSISTS --</b> Temple 5, Mitchell 2, Spencer 2, Martin 2, Randolph 2, Thornton 1					
<b>TOTAL DUNKS --</b> Randolph 17, Johnson 13, Temple 2, Green 1, Thornton 1, Martin 1					
<b>DOUBLE FIGURE SCORING GAMES --</b> Thornton 9, Randolph 7, Johnson 7, Martin 6, Spencer 4, Mitchell 1, Temple 2					
<b>DOUBLE DOUBLE --</b> Thornton 3, Randolph 2, Mitchell 1, Johnson 1					
PLAYERS SCORING IN DOUBLE FIGURES BY GAME					
<b>1</b>	<b>2</b>	<b>3</b>	<b>4</b>	<b>5</b>	<b>6/more</b>
	<b>2</b>	<b>1</b>	<b>7</b>		

## STREAKING

### Consecutive Games in Double Figures

Marcus Thornton 5  
Terry Martin 4

### Consecutive Games Without Fouling Out

Terry Martin 29  
Tasmin Mitchell 28  
Alex Farrer 20  
Garrett Temple 17  
Greg Terrebonne 8  
Marcus Thornton 10  
Bo Spencer 10  
Dameon Mason 8  
Garrett Green 7  
Chris Johnson 5  
Anthony Randolph 2

### Consecutive Gms. 3PT FG

Terry Martin 5  
Bo Spencer 1

### Consecutive Games Scored in

Terry Martin 17  
Chris Johnson 11  
Anthony Randolph 10  
Marcus Thornton 8  
Garrett Temple 4  
Bo Spencer 3  
Garrett Green 2  
Alex Farrer 2

### Consecutive Games Started

Terry Martin 19  
Anthony Randolph 10  
Marcus Thornton 10  
Chris Johnson 9  
Garrett Temple 7

## IN NCAA STATISTICS

### Team

Field Goal Pct:	48.4%	39th
Field Goal Pct. Def:	37.6%	27th
Free Throw Pct:	73.1%	54th
Blocks	8.8 bpg	3rd

### Individual

Pts - Marcus Thornton	19.6	42nd
FG Pct - Marcus Thornton	56.5%	58th
FT Pct - Chris Johnson	92.0%	15th
Blocks - A. Randolph	3.3	9th
Chris Johnson	2.3	40th

won 156 of 186 games (83.9 percent) in the Brady era when out rebounding the opponent ... LSU has averaged more rebounds than the opponents in each of the first 10 seasons of the Brady era ... But right now the difference has swung to the opponents as far as rebound differential.

The Northwestern State game marked just the 32nd time in 123 games in the John Brady era that LSU was able to win a game when out rebounded by the opposition

Through the first 10 games, LSU is averaging 37.0 boards a game, 10th in the league, while giving up 38.4 rebounds a game, also 10th in the league ... LSU had been 12th in the league in rebounding until grabbing 52 boards against Southern (11/30).

LSU is -27 to the opponents in offensive rebounds with opponents having kept possessions alive 140 times, compared to 113 for the Tigers

### **Free Throw Percentage**

Other than the final eight minutes of the Villanova game when LSU was unable to convert in the clutch, the Tigers have continued to post good numbers at the free throw line ... In fact that was one of the good numbers from the Wichita game (12/19) as even though they didn't get to the line much, LSU did make seven of its nine attempts ... The Tigers are now 140-of-191 or 73.3 percent, second in the league only to Kentucky's 74.8 percent ... Five teams in the SEC (Kentucky, LSU, Vanderbilt, South Carolina and Florida) are over 70 percent as teams at the line.

Last season, the Tigers hit 70 percent at the free throw line, making 403-of-572 free throws during the 32 game season ... It was just the second time in the Brady era that an LSU team made 70 percent of their field goals and just missed the top 10 for school all-time free throw percentage marks.

The other time the Tigers were over 70 percent was in Coach Brady's eighth year (2004-05) when LSU was 500-of-685 from the line or 73.0 percent ... Last year was the fewest free throw attempts of any team in the Brady era.

### **Tall and Lean Tigers Blocking Shots**

Blocks are coming easily at times for this LSU team which is billed as "Tall and Lean" but that also can be a double-edge sword as sometimes the blocks are coming from behind shooters driving to the goal after beating defenders to the goal ... But none-the-less, it is a good category number for the Tigers.

The Tigers blocked 14 shots at Villanova (12/6), just two shots off the school record of 16 set by the Shaquille O'Neal-Stanley Roberts team of 1990.

The Tigers cumulative total of blocks last year, 155, ranked sixth all-time at LSU as the Tigers averaged 4.8 blocks per game ... Through the first 10 games, LSU already has 84 blocks or 8.4 a game ... LSU is tops in the league ahead of Mississippi State at 8.09 ... LSU was third in the nation in the latest NCAA stats Monday behind co-leaders UConn and UNC-Asheville ... Nine players have blocked shots this year, led by the 32 of Anthony Randolph and the 22 of Chris Johnson ... Randolph's 3.2 average is second in the league, Johnson's 2.2 average is fifth ... Randolph, in the Monday NCAA stats, was ninth in the country in block average, Johnson was 40th.

LSU is on a pace right now to block almost 248 shots this season, well above the present school record mark ... LSU needs just 36 blocks to crack the top 10 on the team single-season school block list at 120 ... LSU's best ever block party was the 2005-06 season with 236.

### **Tigers Sign Four On First Day Of Fall Signing Period**

The LSU Athletics Department announced on Wednesday that four student-athletes have signed national letters-of-intent with the LSU men's basketball team. Signing with the Tigers were:

**J'Mison Morgan - Dallas (Texas) South Oak Cliff High - 6-10 center**  
**Storm Warren - Monroe (La.) Richwood High School - 6-6 forward**  
**Delwan Graham - Dunwoody (Ga.) High School - 6-7 small forward**  
**Dennis Harris - Jonesboro (Ga.) Mundy's Mills High School - 6-10 combo forward**

Morgan is rated No. 23 in the country by Rivalshoops.com and 29th by Scoutshoops.com after averaging 13 points, nine rebounds and five blocks per game last season. He was the District 14-4A defensive MVP and was named first-team Class 4A All-State by the Texas Association of Basketball Coaches ... Warren, ranked the 31st best power forward in the country by Scoutshoops.com, averaged 22.3 points, 18.1 rebounds and nine blocks a contest last year for Richwood as the Rams advanced to the Class 3A state semifinals. He was a first team All-State selection by the Louisiana Sports Writers Association ... Delwan Graham, ranked 68th in the country by Scoutshoops.com, averaged 18.6 points per game and 11 rebounds in earning first team Class 3A All-State honors by the Georgia Coaches Association. Dunwoody was 27-4 last season after winning the state crown in Graham's sophomore season ... Harris' Mundy Mills team is 60-24 the last three seasons,

with three consecutive playoff appearances, including a regional championship and a trip to the Class 5A state tournament in 2007. The 3-star Rivalshoops.com and Scoutshoops.com player averaged 19 points and 11 rebounds in earning an honorable mention All-Metro by the Atlanta Journal Constitution. He scored a 1300 on the SAT and carries a 3.7 GPA.

### SEC Tickets Go On Sale

Tickets for LSU's eight SEC games are now available online at [www.LSUsports.net](http://www.LSUsports.net) and at the LSU Athletics Ticket Office ... Tickets for the league games \$14 for adults and \$5 for youth (ages 3-12) ... Ticket packages for LSU men's basketball are now on sale as well including the 3-Game Pick 'em Pack in which a fan can choose tickets for any three LSU men's basketball games and that package starts at \$42. ... There will also be a Family 4-Pack in both sports this year that includes four game tickets, four Cokes and four Hot Dogs. The price of the 4-Pack for a game is \$50 for men's basketball.

Groups of 10 or more can also purchase discounted tickets by calling the LSU Athletics Department at 225-578-6659. Tickets are \$6 for groups at non-conference men's games and \$10 for SEC games.

### Time Change For LSU-Tulane Jan. 2 In New Orleans

Tulane athletic officials announced Monday that the game time for the LSU-Tulane game in the New Orleans Arena on Jan. 2 will change start time from 7 p.m. to 8 p.m. The change in start time is to allow Conference USA television partner CSTV to televise the contest.

### Next - LSU Takes Christmas Break; Host Washington Dec. 29.

The Tigers will take off after the Oregon State game for the Christmas holiday, resuming practice on Dec. 26 in preparation for the next game on Dec. 29 against the University of Washington in the Maravich Center at 2 p.m. Tickets for the game are available for \$11 and it will be part of a "Take A Kid To The Game" weekend at the men's and women's game that weekend where with every paid adult admission, a child will be admitted for just \$1. Tickets are available online at [www.LSUsports.net](http://www.LSUsports.net) and at the LSU Athletics Department Ticket Office that will be open for business on Dec. 27-28.

## CAREER RECORDS

### LSU ASSIST LEADERS

1. Kenny Higgs	1974-78	645
2. Ethan Martin	1977-81	638
3. Torris Bright	2000-03	544
4. Pete Maravich	1967-70	425
5. Derrick Taylor	81-82; 83-86	401
6. Mike Darnall	1972-75	399
7. Darrel Mitchell	2002-06	367
8. Ricky Blanton	84-86; 87-89	314
9. Johnny Jones	1980-84	271
9. Garrett Temple	active	271

### LSU STEAL LEADERS

1. Clarence Ceasar	1991-95	310
2. Ethan Martin	1977-81	279
3. Torris Bright	2000-03	246
4. Darrel Mitchell	2002-06	219
5. Derrick Taylor	81-82; 83-86	207
6. Jerry Reynolds	1982-85	194
7. Darryl Joe	1986-88	173
8. Jermaine Williams	1998-02	154
9. Leonard Mitchell	1980-84	151
10. Vernel Singleton	1988-92	136
10. Johnny Jones	1980-84	136
--		
xx. Garrett Temple	active	105

### LSU BLOCK LEADERS

1. Shaquille O'Neal	1989-92	412
2. Stromile Swift	1998-00	130
3. Glen Davis	2004-07	110
4. Brandon Bass	2003-05	104
5. Jose Vargas	1984-88	100
6. Tyrus Thomas	2005-06	99
7. Lionel Green	1975-79	94
8. Jaime Lloreda	2002-04	89
9. Leonard Mitchell	1980-84	82
10. Nikita Wilson	1983-87	77
---		
xx. Garrett Temple	active	76

## 20-POINT GAMES

27-Marcus Thornton, vs. SE La. (11/12)

24-Anthony Randolph, vs. Southern (11/30)

24-Marcus Thornton, vs. Nicholls (11/28)

24-Marcus Thornton vs. McNeese (11/14)

22-Marcus Thornton vs. NW State (12/15)

22-Marcus Thornton vs Southern (11/30)

21-Anthony Randolph, vs. Nicholls (11/28)

21-Anthony Randolph, vs. Arizona State (11/30)

20-Chris Johnson, vs. Southern (11/30)

20-Marcus Thornton vs. Okla St. (11/19)

# The Last Time LSU ...

## ALL GAMES

### Scoring

Less Than 50 points .....	47 -- at Wichita State (47-67), 12/19/07
50-59 points .....	56 -- at Georgia (56-50), 2/17/07
60-69 points .....	67 -- at Villanova (67-68), 12/6/07
70-79 points .....	78 -- vs. Chaminade (78-72), 11/20/07
80-89 points .....	82 -- vs. Northwestern St. (82-58), 12/15/07
90-99 points .....	92 -- vs. Miss. Valley (92-58), 12/28/06
100 or more points .....	104 -- vs. Nicholls State (104-57), 11/21/05

### Opponents Scoring

Less than 50 points .....	45 -- by Southern (45-88), 11/30/07
50-59 points .....	58 -- by Northwestern St., (58-82), 12/15/07
60-69 points .....	67 -- by Wichita State (67-47), 12/19/07
70-79 points .....	72 -- by Chaminade (72-78), 11/20/07
80-89 points .....	87 -- by Arizona State (87-84), 11/21/07
90-99 points .....	96 -- by Arkansas (75-96), 1-26-00
100 or more points .....	101 -- by Ohio State (101-113), 1-15-05

### Field Goal Percentage

Shot 20-29 percent .....	27.9 -- vs. Ole Miss (12-43), 2-7-01
Shot 30-39 percent .....	31.0 -- vs. Wichita State (18-58), 12/19/07
Shot 40-49 percent .....	47.2 -- vs. Northwestern St. (25-53), 12/15/07
Shot 50-59 percent .....	53.8 -- vs. Southern (35-65), 11/30/07
Shot 60-69 percent .....	60.9 -- vs. Ole Miss (28-46), 2/14/07
Shot 70 percent or above .....	70.3 -- vs. Centenary (45-64), 1-15-03

### Opponents Field Goal Percentage

Shot 20-29 percent .....	24.6 -- by Southern (16-65), 11/30/07
Shot 30-39 percent .....	31.0 -- by Northwestern St. (22-71), 12/15/07
Shot 40-49 percent .....	40.0 -- by Wichita State (26-65), 12/19/07
Shot 50-59 percent .....	50.0 -- by Arizona State (31-62), 11/21/07
Shot 60-69 percent .....	60.0 -- by W. Va. (33-55), 11-27-04

### Three-Point FG Percentage

Shot less than 10 percent .....	0.0 -- vs. UCLA (NCAA FF) (0-6), 4/1/06
Shot 10-19 percent .....	19.0 -- vs. Wichita State (4-21), 12/19/07
Shot 20-29 percent .....	25.0 -- vs. Alabama (3-12), 1/31/07
Shot 30-39 percent .....	30.4 -- at Villanova (7-23), 12/6/07
Shot 40-49 percent .....	45.0 -- vs. Northwestern St. (9-20), 12/15/07
Shot 50-59 percent .....	57.1 -- at Ole Miss (4-7), 2/14/07
Shot 60 percent or more .....	63.6 -- vs. Georgia (7-11), 1/25/06

### Opponents Three-Point FG Percentage

Shot less than 10 percent .....	7.1 -- by Georgia (1-14), 1/25/06
Shot 10-19 percent .....	10.5 -- by Wichita State (2-19), 12/19/07
Shot 20-29 percent .....	20.8 -- by Nicholls State, (5-20), 11/28/07
Shot 30-39 percent .....	30.4 -- by Northwestern St. (7-23), 12/15/07
Shot 40-49 percent .....	45.0 -- by Oklahoma State (9-20), 11/19/07
Shot 50-59 percent .....	52.2 -- by McNeese State (12-23), 11/14/07
Shot 60 percent or more .....	61.5 -- by Washington (8-13), 12/20/06

### Free Throw Percentage

Shot less than 50 percent .....	46.4 -- vs. UCLA (NCAAFF), (13-28), 4/1/06
Shot 50-59 percent .....	53.3 -- at Villanova (16-25), 12/6/07
Shot 60-69 percent .....	66.7 -- vs. Florida (16-24), 2/24/07
Shot 70-79 percent .....	77.8 -- at Wichita State (7-9), 12/19/07
Shot 80-89 percent .....	87.5 -- vs. Arizona State (14-16), 11/21/07
Shot 90-99 percent .....	93.5 -- vs. Ohio State (29-31), 1-15-05
Shot 100 percent .....	100.0 -- vs. Alabama (9-9), 1/31/07

### Rebounds

Had 20-29 rebounds .....	29 -- vs. Southeastern La., 11/12/07
Had 30-39 rebounds .....	31 -- vs. Wichita State, 12/19/07
Had 40-49 rebounds .....	41 -- vs. Chaminade, 11/20/07
Had 50-59 rebounds .....	52 -- vs. Southern, 11/30/07
Had 60 or more rebounds .....	60 -- vs. Troy State, 12-22-98

### Opponent Rebounds

Less than 20 rebounds .....	19 -- by South Carolina, 1-12-05
20-29 rebounds .....	28 -- by Nicholls, 11/28/07
30-39 rebounds .....	35 -- by Southern, 11/30/07
40-49 rebounds .....	48 -- by Northwestern State, 12/15/07
50-59 rebounds .....	50 -- by Wichita State, 12/19/07

### Assists

Less than 5 assists .....	4 -- vs. UCLA (NCAAFF), 4/1/06
5-10 assists .....	6 -- vs. Wichita State, 12/19/07
11-15 assists .....	14 -- at Villanova, 12/6/07
16-20 assists .....	17 -- at Northwestern St., 12/15/07
21-25 assists .....	21 -- vs. Miss. Valley, 12/28/06
26-30 assists .....	26 -- vs. ULM, 11/19/06
31 or more assists .....	33 -- vs. Georgia State, 12-28-94

### Opponent Assists

Less than 5 assists .....	4 -- by Southern, 11/30/07
5-10 assists .....	10 -- by Villanova, 12/6/07
11-15 assists .....	15 -- by Wichita State, 12/19/07
16-20 assists .....	17 -- by Auburn, 2/28/07
21-25 assists .....	21 -- by Tennessee, 1-6-99
26-30 assists .....	28 -- by Fresno State, 11-26-97
31 or more assists .....	33 -- by Kentucky, 1-16-96

### Blocks

0 blocks .....	0 -- vs. South Carolina, 1-12-05
1-5 blocks .....	5 -- at Wichita State, 12/19/07
6-10 blocks .....	7 -- vs. Northwestern State, 12/15/07
11-15 blocks .....	14 -- at Villanova, 12/6/07
16 or more blocks .....	16 -- vs. Texas, 1-2-90

### Opponent Blocks

0 blocks .....	0 -- by Nicholls, 11/28/07
1-5 blocks .....	3 -- by Wichita State, 12/19/07
6-10 blocks .....	6 -- by Arkansas, 2/10/07
11-15 blocks .....	11 -- by UConn, 1/7/06

### Steals

0 steals .....	0 -- vs. Georgia Tech, 3-17-90
1-5 steals .....	5 -- at Wichita State, 12/19/07
6-10 steals .....	7 -- at Villanova, 12/6/07
11-15 steals .....	12 -- vs. Northwestern State, 12/15/07
16 or more steals .....	22 -- vs. Arkansas, 2-17-01

### Opponent Steals

0 steals .....	0 -- by Florida, 2/19/05
1-5 steals .....	5 -- by Chaminade, 11/20/07
6-10 steals .....	7 -- by Wichita State, 12/19/07
11-15 steals .....	14 -- by Nicholls, 11/28/07
16 or more steals .....	16 -- by Miami (Fla.), 12-27-01

# The Last Time An LSU Player...

## ALL GAMES

Scored 20-24 points .....	22	Marcus Thornton, vs. Northwestern State, 12/15/07
Scored 25-29 points .....	27	Marcus Thornton, vs. Southeastern La., 11/12/07
Scored 30-34 points .....	32	Darrel Mitchell, vs. Ohio State, 1-15-05
Scored 35-39 points .....	35	Maurice Carter, vs. Arkansas, 1-2-99
Scored 40-45 points .....	40	Ronnie Henderson, vs. Alabama, 2-11-95
Scored 45-49 points .....	46	Chris Jackson, vs. Vanderbilt, 2-18-90
Scored 50-54 points .....	51	Chris Jackson, vs. Texas, 1-2-90
Scored 55-59 points .....	55	Chris Jackson, vs. Ole Miss, 3-4-89
Scored 60 or more.....	64	Pete Maravich, vs. Kentucky, 2-21-70
Scored double figures in 5 straight games.....	6	Marcus Thornton, 11/21/07 to 12/19/07
Scored double figures in 10 straight games.....	10	Tasmin Mitchell 1/3/107 to 3/3/07
Scored double figures in 15 straight games.....	48	Glen Davis, 3/5/05 to 12/17/06
Scored double figures in 20 straight games.....	48	Glen Davis, 3/5/05 to 12/17/06
Scored double figures in 25 straight games.....	48	Glen Davis, 3/5/05 to 12/17/06
Scored double figures in 30 straight games.....	48	Glen Davis, 3/5/05 to 12/17/06
Scored double figures in 35 straight games.....	48	Glen Davis, 3/5/05 to 12/17/06
Scored double figures in 40 straight games.....	48	Glen Davis, 3/5/05 to 12/17/06
Scored double figures in 45 or more straight game .....	48	Glen Davis, 3/5/05 to 12/17/06
Scored 20 points or more in 2 straight games .....	2	Marcus Thornton, 24 vs. Nicholls State (11/28/07); 22 vs. Southern (11/30/07)
Scored 20 points or more in 3 straight games .....	3	Marcus Thornton, 27 vs. Southeastern Louisiana (11/12/07); 24 vs. McNeese (11/14/07); 20 vs. Oklahoma State (11/19/07)
Scored 20 points or more in 4 straight games .....	4	Glen Davis, 20 at Tulane, 12/2/06; 24 vs. Texas A&M, 12/5/06; 21 vs. Texas, 12/10/06; 22 at Oregon State, 12/17/06
Scored 20 points or more in 5 straight games .....		
Scored 30 points or more in consecutive games.....	3	Ronnie Henderson, 40 vs. Alabama, 2-11-95; 30 vs. Ole Miss, 2-15-95; 33 vs. Georgia, 2-18-95
Made 10-14 field goals in a game.....	10	Anthony Randolph, vs. Southern, 11-30-07
Made 15 or more field goals in a game .....	18	Shaquille O'Neal, vs. Northern Arizona, 12-28-91
Attempted 15-19 field goals in a game .....	15	Anthony Randolph, vs. Northwestern State, 12/15/07
Attempted 20-24 field goals in a game .....	20	Tasmin Mitchell, at Auburn, 2/28/07
Attempted 25-29 field goals in a game .....	25	Ronnie Henderson, vs. Nicholls State, 1-23-96
Attempted 30 or more field goals in a game .....	34	Ronnie Henderson, vs. Oklahoma State, 12-20-94
Made 5 three pointers in a game .....	5	Terry Martin, vs. Auburn, 1/13/07
Made 6-9 three pointers in a game.....	6	Antonio Hudson, vs. UL Lafayette, 11-21-04
Made 10 or more three pointers in a game .....	10	Chris Jackson, vs. Tennessee, 2-10-90
Attempted 7 three pointers in a game .....	7	Marcus Thornton, vs. Southern, 11/30/07
Attempted 8-10 three pointers in a game .....	10	Marcus Thornton, vs. Northwestern State, 12/15/07
Attempted 11 or more three pointers in a game .....	12	Marcus Thornton, vs. Arizona State, 11/21/07
Had 10-14 rebounds .....	12	Marcus Thornton, Wichita State, 12/19/07
Had 15-19 rebounds .....	15	Glen Davis, vs. Tennessee (SECT), 3/8/07
Had 20 or more rebounds.....	21	Jaime Lloreda, vs. McNeese State, 11-24-03

# The Last Time An LSU Player..

## ALL GAMES

Had 10 or more rebounds in 2 straight games .....	2	Glen Davis, 18 vs. Arkansas, 2/10/07; 10 at Ole Miss, 2/14/07
Had 10 or more rebounds in 3 straight games .....	3	Glen Davis, 13 at Tennessee, 2/7/07; 18 vs. Arkansas, 2/10/07; 10 at Ole Miss, 2/14/07
Had 10 or more rebounds in 4 straight games .....	4	Glen Davis, 10 at Miss. State, 2/3/07; 13 at Tennessee, 2/7/07; 18 vs. Arkansas, 2/10/07; 11 vs. Ole Miss, 2/14/07
Had 10 or more rebounds in 5 straight games .....	5	Glen Davis, 13 vs. Miss. State, 2/15/06; 11 at Auburn, 2/18/06; 11 at Vandy, 2/22/06; 15 vs. Kentucky, 2/25/06, 10 vs. S. Carolina, 2/28/06
Had 10 or more rebounds in 6 or more games .....	8	Glen Davis, 11 at Alabama, 2/4/06; 16 vs. Arkansas, 2/8/06; 15 at Florida, 2/11/06; 13 vs. Miss. State, 2/15/06; 11 at Auburn, 2/18/06; 11 at Vandy, 2/22/06; 15 vs. Kentucky, 2/25/06; 10 at S. Carolina, 2/28/06
Had 9 offensive rebounds in a game .....	9	Glen Davis, vs. Tennessee (SECT), 3/8/07
Had 10 defensive rebounds in a game.....	10	Marcus Thornton, at Villanova, 12/6/07
Had 5-7 assists .....	6	Garrett Temple, at Villanova, 12/6/07
Had 8-10 assists .....	8	Darrel Mitchell, vs. Kentucky, 2/25/06
Had 11-15 assists .....	12	Torris Bright, vs. McNeese State, 12-7-02
Had 16 or more assists .....	18	Randy Livingston, vs. George Mason, 12-3-94
Had 3-5 blocks in a game .....	4	Anthony Randolph, vs. Northwestern State, 12/15/07
Had 6-8 blocks in a game .....	6	Chris Johnson, vs. McNeese State, 11/14/07
Had 9-10 blocks in a game .....	9	Tyrus Thomas, vs. Tennessee, 1/14/06
Had 11 or more blocks in a game .....	11	Stromile Swift, vs. Alabama, 2-10-99
Had 3-5 steals in a game .....	4	Anthony Randolph, at Wichita State, 12/19/07
Had 6-7 steals in a game .....	6	Darrel Mitchell, vs. McNeese State, 12/10/05
Had 8-9 steals in a game .....	8	Clarence Ceasar, vs. Auburn, 1-8-94
Had 10 or more steals in a game .....	10	Shawn Griggs, vs. Tennessee, 2-23-91
Had a double-double.....		Marcus Thornton, at Villanova, 15 pts-13 reb, 12/6/07
Had a double-double in 2 straight games .....		Glen Davis, vs. Arkansas, 19 pts-18 reb., 2/1/07; at Ole Miss, 26 pts-11 reb., 2/14/07
Had a double-double in 3 or more straight games .....	3	Glen Davis, vs. Louisiana Tech, 23 pts-14 reb., 12/23/06; vs. Wright State, 26 pts-12 reb., 12/27/06; vs. Miss. Valley, 19 pts-13 reb., 12/28/06
Had a triple-double .....		Shaquille O'Neal, 26 pts-13 reb-11 blks, vs. BYU, 3-19-92
Played 40 minutes in a game .....	40	Marcus Thornton, vs. Arizona State, 11/21/07
.....	40	Garrett Temple, vs. Arizona State, 11/21/07
Played 41-49 minutes in a game.....	42	Garrett Temple, vs. Tennessee (SECT), 3/8/07
Played 50 or more minutes in a game .....	54	Maurice Carter, vs. Alabama, 2-10-99



**Game 5 -- Arizona State 87, LSU 84 (OT) (5th place game -- EA Sports Maui Invitational)**  
 11-21-07 9 a.m. at Lahaina Civic Center, Maui, Hawaii

LSU 3-2	fg-a	3fg-a	ft-a	reb	pf	tp	a	to	blk	s	min
Player											
Randolph, A. f	8-14	0-2	5-6	7	2	21	1	0	2	1	34
Johnson, Chris c	4-5	1-1	2-2	5	5	11	1	5	2	1	21
Thornton, M. g	7-19	4-12	0-0	12	4	18	1	5	0	1	40
Martin, Terry g	1-8	1-7	0-0	2	2	3	3	3	0	0	27
Temple, Garrett, g	2-4	1-2	6-6	5	4	11	7	4	1	1	40-
Spencer, Bo	5-9	4-8	0-0	2	3	14	3	2	0	0	34
Green, Garrett	1-1	0-0	0-0	0	4	2	0	0	0	0	7
Farrer, Alex	1-2	1-1	1-2	1	1	4	2	1	0	0	22
TEAM				3							
Totals.....	29-62	12-33	14-16	37	25	84	18	20	5	4	225

<b>TOTAL FG%</b>	<b>1st Half: 14-32 43.8%</b>	<b>2nd Half: 13-25 52.0%</b>	<b>Game: 46.8%</b>	<b>DB</b>
<b>3-Pt. FG%</b>	<b>1st Half: 6-20 30.0%</b>	<b>2nd Half: 5-11 45.5%</b>	<b>Game: 36.4%</b>	<b>REB.</b>
<b>F Throw %</b>	<b>1st Half: 6-6 100%</b>	<b>2nd Half: 7-8 87.5%</b>	<b>Game: 87.5%</b>	<b>0</b>

Arizona State 2-1

Player	fg-a	3fg-a	ft-a	reb	pf	tp	a	to	blk	s	min
Pendergraph, J. f	11-15	0-0	3-5	10	3	25	1	3	1	1	34
Abbott, Ty, g	2-9	1-6	0-0	5	4	5	3	0	0	1	31
McMillan, J. g	0-1	0-0	0-0	0	2	0	5	2	0	0	12
Harden, James, g	6-16	0-3	11-14	6	3	23	3	1	2	2	37
Shipp, Jerren, g	1-5	1-4	1-2	4	2	4	0	1	0	1	39
Atuahene, Antwi	1-1	1-1	0-0	2	0	3	0	1	0	1	11
Boateng, Eric	4-5	0-0	1-4	3	2	9	0	2	1	0	10
Glasser, Derek	2-3	0-1	3-4	1	0	7	3	2	0	2	33
Polk, Christian	4-7	3-6	0-0	2	2	11	0	2	0	1	18
TEAM				1							
Totals.....	31-62	6-21	19-29	34	18	87	15	14	4	9	225

<b>TOTAL FG%</b>	<b>1st Half: 16-29 55.2%</b>	<b>2nd Half: 13-27 48.1%</b>	<b>Game: 50.0%</b>	<b>DB</b>
<b>3-Pt. FG%</b>	<b>1st Half: 6-13 46.2%</b>	<b>2nd Half: 0-7 0.0%</b>	<b>Game: 28.6%</b>	<b>REB.</b>
<b>F Throw %</b>	<b>1st Half: 5-9 55.6%</b>	<b>2nd Half: 9-14 64.3%</b>	<b>Game: 65.5%</b>	<b>5</b>

Officials: Mark Whitehead, John Hughes, Kevin Brill  
 Technical fouls: Louisiana State-None. ARIZONA STATE-None.  
 Attendance: 2500

Score by Periods	1st	2nd	OT	Total
Louisiana State	40	38	6	84
ARIZONA STATE	43	35	9	87

**Game 6 -- LSU 68, Nicholls State 41**  
 11/28/07 7:00 pm at Maravich Center (Baton Rouge, LA)

Nicholls State 1-6	fg-a	3fg-a	ft-a	reb	pf	tp	a	to	blk	s	min
Player											
Bathie, Ryan, f	4-9	2-6	1-3	3	2	11	2	2	0	1	31
Czepil, Michael, g	4-11	2-8	0-0	3	3	10	2	1	0	4	35
Payne, Justin, g	3-7	1-2	1-2	3	2	8	1	2	0	0	24
Friend, Dominic, g	0-6	0-2	0-0	2	2	0	2	7	0	1	23
Gray, Adonis,	1-5	0-0	1-2	5	1	3	1	3	0	2	21
Boyce, Mitch	1-2	0-0	0-2	1	1	2	1	0	0	0	7
Shanks, Reggie	1-2	0-0	0-0	1	0	2	0	0	0	0	4
Verner, Gil	1-4	0-3	0-0	2	2	2	0	1	0	2	15
Carter, Kellan	1-1	0-0	0-1	3	3	2	0	0	0	4	19
Bose, Anatoly	0-5	0-3	1-2	2	0	1	1	2	0	0	17
Paige, Chris	0-1	0-0	0-2	0	0	0	0	1	0	0	4
TEAM				3							
Totals.....	16-53	5-24	4-14	28	16	41	10	19	0	14	200

<b>TOTAL FG%</b>	<b>1st Half: 7-22 31.8%</b>	<b>2nd Half: 9-31 29.0%</b>	<b>Game: 30.2%</b>	<b>DB</b>
<b>3-Pt. FG%</b>	<b>1st Half: 4-11 36.4%</b>	<b>2nd Half: 1-13 7.7%</b>	<b>Game: 20.8%</b>	<b>REB.</b>
<b>F Throw %</b>	<b>1st Half: 1-7 14.3%</b>	<b>2nd Half: 3-7 42.9%</b>	<b>Game: 28.6%</b>	<b>5</b>

Officials: Tony Greene, JB Caldwell, Mike Roberts  
 Technical fouls: Nicholls State-None. LSU-None.  
 Attendance: 7704

Score by Periods	1st	2nd	Total
Nicholls State	19	22	41
LSU	31	37	68

**Game 7 -- LSU 88, Southern 45**  
 11/30/07 7:00 pm at PMAC, Baton Rouge, LA

Southern University 1-4	fg-a	3fg-a	ft-a	reb	pf	tp	a	to	blk	s	min
Player											
DAVIS, Chris *	3-14	0-5	3-4	6	0	9	0	1	0	3	27
HOLLIDAY, Joe *	0-6	0-4	0-0	2	0	0	1	1	0	1	26
GUILLORY, Geri *	1-3	1-2	2-2	1	1	5	1	4	0	0	25
JACK, Joseph *	1-6	0-1	1-2	3	2	3	0	1	1	1	19
HONORE, Barry *	6-15	1-3	1-1	9	3	14	0	2	1	1	29
WHITE, Brandon	0-0	0-0	1-2	2	0	1	1	0	0	1	4
EKWEQZOR, Chike	0-0	0-0	0-4	0	1	0	0	0	2	0	11
WILEY, Steffon	1-4	0-1	1-2	2	2	3	0	2	0	2	16
INGRAM, Julius	1-3	0-0	1-2	1	0	3	0	0	0	0	8
WILLIAMS, Jazz	1-4	1-3	0-0	1	0	3	0	1	0	0	14
BYARS, Brandon	0-0	0-0	0-0	0	1	0	0	1	0	0	3
SCOTT, Douglas	1-5	0-0	0-0	2	1	2	1	1	0	0	8
DAVIS, Andre'	1-5	0-0	0-0	2	3	2	0	0	0	0	10
TEAM				4							
Totals.....	16-65	3-19	10-19	35	14	45	4	14	4	9	200

<b>TOTAL FG%</b>	<b>1st Half: 8-31 25.8%</b>	<b>2nd Half: 8-34 23.5%</b>	<b>Game: 24.6%</b>	<b>DB</b>
<b>3-Pt. FG%</b>	<b>1st Half: 2-11 18.2%</b>	<b>2nd Half: 1-8 12.5%</b>	<b>Game: 15.8%</b>	<b>REB.</b>
<b>F Throw %</b>	<b>1st Half: 3-6 50.0%</b>	<b>2nd Half: 7-13 53.8%</b>	<b>Game: 52.6%</b>	<b>4</b>

LSU 5-2

Player	fg-a	3fg-a	ft-a	reb	pf	tp	a	to	blk	s	min
Randolph, A. f	10-14	1-2	3-5	11	1	24	1	3	5	0	26
Johnson, Chris c	7-10	0-0	6-6	5	1	20	0	2	2	1	26
Thornton, M. g	9-15	4-7	0-0	7	1	22	3	1	0	4	32
Martin, Terry g	4-11	2-5	1-2	7	0	11	1	2	0	0	25
Temple, Garrett g	1-2	0-1	1-2	4	3	3	3	1	0	1	24
Mason, Dameron	1-4	0-0	0-0	4	4	2	2	0	0	1	15
Terrebonne, Greg	1-3	0-0	0-0	0	0	2	2	0	0	0	2
Spencer, Bo	0-3	0-3	0-0	1	3	0	6	2	0	1	26
Green, Garrett	2-2	0-0	0-0	8	2	4	0	0	0	0	13
Farrer, Alex	0-1	0-1	0-0	2	1	0	0	1	0	0	12
TEAM				3							
Totals.....	35-65	7-19	11-15	51	16	88	18	12	7	8	200

<b>TOTAL FG%</b>	<b>1st Half: 14-34 41.2%</b>	<b>2nd Half: 21-31 67.7%</b>	<b>Game: 53.8%</b>	<b>DB</b>
<b>3-Pt. FG%</b>	<b>1st Half: 2-11 18.2%</b>	<b>2nd Half: 5-8 62.5%</b>	<b>Game: 36.8%</b>	<b>REB.</b>
<b>F Throw %</b>	<b>1st Half: 1-1 100%</b>	<b>2nd Half: 10-14 71.4%</b>	<b>Game: 73.3%</b>	<b>2</b>

Officials: CC- Anthony Jordan; R1-Antinio Petty, R2-Patrick Evans  
 Technical fouls: Southern University-None. LSU-None.  
 Attendance: 7719

Score by Periods	1st	2nd	Total
Southern University	21	24	45
LSU	31	57	88

**Game 8 -- Villanova 68, LSU 67 (Pizza Hut Big East/SEC Invitational)**  
 12/06/07 9:30 PM at Wachovia Center (Villanova, Pa.)

Louisiana State (5-3)	fg-a	3fg-a	ft-a	reb	pf	tp	a	to	blk	s	min
Player											
Randolph, A. f	5-10	0-1	2-3	6	5	12	1	4	4	1	27
Temple, Garrett g	2-6	1-4	3-4	3	3	8	6	4	3	3	39
Johnson, Chris c	3-5	0-2	5-6	4	2	11	0	3	3	1	32
Thornton, M. g	6-15	1-6	2-2	13	3	15	2	2	0	1	38
Martin, Terry g	5-10	4-6	0-0	2	1	14	2	1	1	1	22
Mason, Dameron	0-2	0-0	2-7	3	3	2	0	0	3	0	18
Spencer, Bo	1-4	1-4	2-3	1	3	5	3	1	0	0	21
Green, Garrett	0-0	0-0	0-0	0	3	0	0	0	0	0	3
TEAM				7							
Totals.....	22-52	7-23	16-25	39	23	67	14	16	14	7	200

<b>TOTAL FG%</b>	<b>1st Half: 11-26 42.3%</b>	<b>2nd Half: 11-26 42.3%</b>	<b>Game: 42.3%</b>	<b>DB</b>
<b>3-Pt. FG%</b>	<b>1st Half: 5-13 38.5%</b>	<b>2nd Half: 2-10 20.0%</b>	<b>Game: 30.4%</b>	<b>REB.</b>
<b>F Throw %</b>	<b>1st Half: 8-10 80.0%</b>	<b>2nd Half: 8-15 53.3%</b>	<b>Game: 64.0%</b>	<b>4</b>

Officials: Jim Burr, Ed Corbett, Doug Shows  
 Technical fouls: Louisiana State-TEAM. Villanova-None.  
 Attendance: 9212

Score by Periods	1st	2nd	Total
Louisiana State	35	32	67
Villanova	24	44	68



**Game 9 -- LSU 82, Northwestern State 58**  
**12/15/07 7:00 pm at Maravich Center (Baton Rouge, LA)**

Points in the paint-LSU 18,WSU 36. Points off turnovers-LSU 13,WSU 11.  
 2nd chance points-LSU 15,WSU 15. Fast break points-LSU 0,WSU 0.  
 Bench points-LSU 10,WSU 19. Score tied-3 times. Lead changed-7 times.  
 Last FG-LSU 2nd-00:07, WSU 2nd-00:05.  
 Largest lead-LSU by 5 1st-12:35, WSU by 23 2nd-05:13.

Northwestern State 4-7												
Player	fg-a	3fg-a	ft-a	reb	pf	tp	a	to	blk	s	min	
Glider, Trey f	2-10	0-2	3-3	3	3	7	1	3	0	1	25	
Thomas, Gerrell f	1-9	0-1	0-0	5	4	2	0	6	0	0	23	
Bargeman, Colby f	6-18	3-5	0-0	7	0	15	1	2	1	2	32	
Moody, Jerry c	2-5	0-0	0-0	14	2	4	0	0	1	0	31	
McConathy, M. g	1-6	1-4	2-2	3	4	5	2	1	0	1	13	
Knight, Dominic	0-1	0-1	0-0	1	1	0	1	1	0	0	6	
Conine, John	0-0	0-0	0-0	0	1	0	0	0	0	0	1	
McConathy, Logan	1-3	0-2	0-0	3	4	2	3	4	0	1	19	
White, Devin	3-5	0-0	2-2	3	1	8	0	2	2	1	14	
Petravicius,D.	1-3	0-0	0-0	3	1	2	1	2	0	0	14	
Hancock, Keithan	2-7	1-5	0-0	1	0	5	1	0	0	0	13	
Jones, Damon	0-1	0-1	0-0	0	0	0	1	0	0	0	3	
Anglin, John A.	2-2	2-2	0-0	1	0	6	0	0	0	0	3	
Porterie, Kalem	1-1	0-0	0-0	1	1	2	0	0	0	0	3	
TEAM				3	1							
Totals.....	22-71	7-23	7-7	48	23	58	11	21	4	6	200	

<b>TOTAL FG%</b>	<b>1st Half: 11-33 33.3%</b>	<b>2nd Half: 11-38 28.9%</b>	<b>Game: 31.0%</b>	<b>DB</b>
<b>3-Pt. FG%</b>	<b>1st Half: 2-9 22.2%</b>	<b>2nd Half: 5-14 35.7%</b>	<b>Game: 30.4%</b>	<b>REBS</b>
<b>F Throw %</b>	<b>1st Half: 0-0 0.0%</b>	<b>2nd Half: 7-7 100%</b>	<b>Game: 100%</b>	<b>0</b>

LSU 6-3												
Player	fg-a	3fg-a	ft-a	reb	pf	tp	a	to	blk	s	min	
Randolph, A. f	3-9	0-1	7-10	8	1	13	4	1	4	1	28	
Johnson, Chris f	6-8	2-2	2-2	2	1	16	1	2	1	3	33	
Thornton, M. g	7-15	4-10	4-5	5	2	22	2	2	1	3	24	
Martin, Terry g	5-11	3-6	2-2	3	2	15	4	2	0	0	29	
Temple, Garrett g	1-2	0-0	2-2	6	3	4	2	5	1	2	31	
Mason, Dameon	0-0	0-0	0-0	0	0	0	1	0	0	1	8	
Terrebonne, Greg	0-0	0-0	0-0	0	0	0	0	0	0	0	2	
Spencer, Bo	2-5	0-1	5-7	3	0	9	3	2	0	2	26	
Green, Garrett	1-3	0-0	0-0	1	1	2	0	2	0	0	11	
Farrer, Alex	0-0	0-0	1-2	2	0	1	0	1	0	0	8	
TEAM				4								
Totals.....	25-53	9-20	23-30	34	10	82	17	17	7	12	200	

<b>TOTAL FG%</b>	<b>1st Half: 14-32 43.8%</b>	<b>2nd Half: 11-21 52.4%</b>	<b>Game: 47.2%</b>	<b>DB</b>
<b>3-Pt. FG%</b>	<b>1st Half: 4-10 40.0%</b>	<b>2nd Half: 5-10 50.0%</b>	<b>Game: 45.0%</b>	<b>REB</b>
<b>F Throw %</b>	<b>1st Half: 7-7 100%</b>	<b>2nd Half: 16-23 69.6%</b>	<b>Game: 76.7%</b>	<b>2</b>

Officials: Doug Shows, Tim Clougherty, Earnie Pheal  
 Technical fouls: Northwestern State-Moody, Jerry; TEAM. LSU-None.  
 Attendance: 7809

Score by Periods	1st	2nd	Total
Northwestern State	24	34	58
LSU	39	43	82

**Game 10 -- Wichita State, 67, LSU 47**  
**12-19-07, 7:07 p.m. at Wichita, Kan. (Charles Koch Arena)**


LSU 6-4												
Player	fg-a	3fg-a	ft-a	reb	pf	tp	a	to	blk	s	min	
Randolph, A. f	3-13	0-1	0-1	3	2	6	1	0	2	4	28	
Johnson, Chris c	2-7	0-0	0-0	7	1	4	0	2	1	0	29	
Thornton, M. g	3-13	0-6	6-6	11	3	12	2	3	0	0	38	
Martin, Terry g	4-10	3-6	0-0	3	1	11	0	4	0	0	27	
Temple, Garrett g	3-7	0-4	0-0	2	3	6	2	1	1	0	31	
Spencer, Bo	1-5	1-4	1-2	1	1	4	0	1	0	1	20	
Green, Garrett	1-2	0-0	0-0	1	2	2	0	0	1	0	18	
Farrer, Alex	1-1	0-0	0-0	0	0	2	1	0	0	0	9	
TEAM				3								
Totals.....	18-58	4-21	7-9	31	13	47	6	11	5	5	200	

<b>TOTAL FG%</b>	<b>1st Half: 8-29 27.6%</b>	<b>2nd Half: 10-29 34.5%</b>	<b>Game: 31.0%</b>	<b>DB</b>
<b>3-Pt. FG%</b>	<b>1st Half: 3-11 27.3%</b>	<b>2nd Half: 1-10 10.0%</b>	<b>Game: 19.0%</b>	<b>REB</b>
<b>F Throw %</b>	<b>1st Half: 1-2 50.0%</b>	<b>2nd Half: 6-7 85.7%</b>	<b>Game: 77.8%</b>	<b>0</b>

Wichita St. 6-4												
Player	fg-a	3fg-a	ft-a	reb	pf	tp	a	to	blk	s	min	
Cousinard, PJ f	4-14	0-3	0-05	7	2	8	2	0	0	2	29	
Clemente, R. f	5-7	0-0	1-1	10	2	11	2	1	1	1	25	
Thomasson, P. c	4-9	0-2	7-8	4	0	15	1	0	1	0	25	
Mekel, Gal g	3-10	1-5	1-1	4	1	8	0	4	0	0	32	
Braeuer, Matt g	3-10	0-4	0-0	7	2	6	4	1	0	2	35	
Ellis, Aaron	1-2	0-0	2-2	2	3	4	0	1	0	0	14	
Preadom, Wendell	2-3	0-1	0-0	2	1	4	3	1	0	1	10	
Durley, JT	2-5	0-2	2-2	7	2	6	2	3	1	1	15	
Griskenas, Mantas	2-5	1-2	0-0	1	0	5	1	0	0	0	15	
TEAM				6								
Totals.....	26-65	2-19	13-14	50	13	67	15	11	3	7	200	

<b>TOTAL FG%</b>	<b>1st Half: 11-37 29.7%</b>	<b>2nd Half: 15-28 53.6%</b>	<b>Game: 40.0%</b>	<b>DB</b>
<b>3-Pt. FG%</b>	<b>1st Half: 0-11 0.0%</b>	<b>2nd Half: 2-8 25.0%</b>	<b>Game: 10.5%</b>	<b>REBS</b>
<b>F Throw %</b>	<b>1st Half: 5-6 83.3%</b>	<b>2nd Half: 8-8 100%</b>	<b>Game: 92.9%</b>	<b>1</b>

Officials: J.D. Collins, Gary Maxwell, Pat Driscoll  
 Attendance: 10478  
**Score by Periods**  
 LSU 20 27 47  
 Wichita St. 27 40 67



# Dameon Mason

Guard/Forward • 6-6 • 190 • Senior • 1VL • Kansas City, Mo. • Marquette

# 2

## Top Performances

### Points

Season: 5, vs. SLU, 11/12/07  
 Career: 14, vs. Wright St., 12/27/06

### Rebounds

Season: 4, twice  
 Career: 7, vs. Florida, 2/24/07

### Field Goals Made

Season: 2, vs. SLU, 11/12/07  
 Career: 5, three times

### 3 PT FG Made

Season:  
 Career: 2, twice

### Free Throws Made

Season: 2, at Villanova, 12/6/07  
 Career: 4, vs. Miss. Valley, 12/28/06

### Assists

Season: 2, vs. Southern, 11/30/07  
 Career: 7, vs. ULM, 11/19/06

### Blocks

Season: 3, at Villanova, 12/6/07  
 Career: 3, at Villanova, 12/6/07

### Steals

Season: 1, twice  
 Career: 3, vs. Vanderbilt, 1/24/07

### Minutes Played

Season: 21, vs. Nicholls St., 11/28/07  
 Career: 35, twice

## Top Career Scoring Games

1. 14 vs. Wright State, 12/27/06
2. 13 vs. Miss. Valley, 12/28/06
3. 12 at Tulane, 12/02/06
4. 11 vs. Samford, 12/29/06
5. 10 vs. UL-Monroe, 11/19/06
6. 9 at Washington, 12/20/06
6. 9 vs. McNeese State, 11/29/06
8. 7 three times

## Senior Season (2007-08)

Career high three blocks against Villanova (12/6) ... Played 21 minutes in return (11/28) ... Cleared to return to practice late Monday (11/26) ... Missed four games with viral infection on heart muscle ... Mason opened his senior year with five points in 15 minutes vs. Southeastern Louisiana (11/12) ... Mason hit 7-of-11 shots in exhibition play, averaging 7.0 points ... Averaged 8.7 points and 5.3 rebounds in the Canadian exhibition tour, hitting 50 percent from the field.


## Mason's Game-by-Game Statistics

### 2007-08

OPPONENT	MIN	FG	3FG	FT	REB	PF/D	A	TO	BLK	STL	PTS
Southeastern La.	15	2-5	0-0	1-1	1	1/0	0	1	0	0	5
McNeese State	DNP-illness										
Oklahoma State	DNP-illness										
Chaminade	DNP-illness										
Arizona State	DNP-illness										
Nicholls State	21	1-3	0-0	0-0	4	2-0	1	2	0	0	2
Southern	15	1-4	0-0	0-0	4	4-0	2	0	0	1	2
Villanova	18	0-2	0-0	2-7	3	3-0	0	0	3	0	2
Northwestern St.	8	0-0	0-0	0-0	0	0-0	1	0	0	1	0
Wichita State	DNP-intercession classes										
Oregon State											
Washington											
Tulane											
Texas A&M											
Mississippi St.											
Ole Miss											
Auburn											
Vanderbilt											
Arkansas											
Auburn											
Alabama											
Tennessee											
Florida											
Kentucky											
Arkansas											
Ole Miss											
South Carolina											
Georgia											
Alabama											
Mississippi State											

## Dameon Mason's Career Stats

YEAR	GP-GS	MIN/AVG	FG-FGA	PCT.	3FG-FGA	PCT.	FT-FTA	PCT.	REB-AVG	PF-FO	AST	TO	BLK	STL	PTS-AVG.
06-07	31-14	594/19.2	61-143	.427	9-28	.321	35-50	.700	93-3.0	48-1	25	40	6	16	166-5.4
07-08	5-0	77/15.4	4-14	.286	0-0	.000	3-8	.375	12-2.4	10-0	4	3	3	2	11-2.2
<b>Totals</b>	<b>36-14</b>	<b>671/18.6</b>	<b>65-157</b>	<b>.414</b>	<b>9-28</b>	<b>.321</b>	<b>38-58</b>	<b>.655</b>	<b>105-2.9</b>	<b>58-1</b>	<b>29</b>	<b>43</b>	<b>9</b>	<b>18</b>	<b>177/4.9</b>



# Anthony Randolph

Forward • 6-10 • 205 • Freshman • HS • Dallas, Texas • Woodrow Wilson HS

# 3

## Top Performances

### Points

Season: 24, vs. Southern, 11/30/07  
 Career: 24, vs. Southern, 11/30/07

### Rebounds

Season: 13, vs. SLU, 11/12/07  
 Career: 13, vs. SLU, 11/12/07

### Field Goals Made

Season: 10, vs. Southern, 11/30/07  
 Career: 10, vs. Southern, 11/30/07

### 3 PT FG Made

Season: 1, twice  
 Career: 1, twice

### Free Throws Made

Season: 7, vs. NW St, 12/15/07  
 Career: 7, vs. NW St., 12/15/07

### Assists

Season: 4, vs. NW St., 12/15/07  
 Career: 4, vs. NW St., 12/15/07

### Blocks

Season: 6, vs. SLU, 11/12/07  
 Career: 6, vs. SLU, 11/12/07

### Steals

Season: 4, twice  
 Career: 4, twice

### Minutes Played

Season: 34, twice  
 Career: 34, twice

## Top Career Scoring Games

- 24 vs. Southern, 11/30/07
- 21 vs. Arizona State, 11/21/07
- 21 vs. Chaminade, 11/20/07
- 19 vs. Southeastern La., 11/12/07
- 13 vs. Northwestern St., 12/15/07
- 12 at Villanova, 12/6/07
- 12 vs. McNeese, 11/14/07
- 6 vs. Nicholls State, 11/28/07
- 6 at Wichita State, 12/20/07
- 10.5 vs. Oklahoma State, 11/19/07

**SEC Freshman of the Week, Nov. 19**

**Jay Bilas' ESPN.com All-Maui Team, Nov. 21**

## Freshman Season (2007-08)

With four blocks against Northwestern State (12/15), blocked 13 shots last three games ... Fouled out for first time in Villanova game with about four minutes to go (12/6) ... Rebounded from off-night against Nicholls State (11/28) to record career high 24 points and second double double with 11 boards against Southern (11/30) ... 21 points in Maui versus Chaminade (11/20) and Arizona State (11/21) ... Named SEC Freshman of the Week (11/19) for his first two games ... Had a strong debut with his first double double against Southeastern (11/12) with 19 points, 13 rebounds ... Co-team leader in scoring, averaging 17.5 ppg and team leader in rebounds in exhibitions averaging 10 rpg ... 15-of-26 from the floor ... Second leading scorer on the Canadian exhibition tour, averaging 13.3 points per game with team best 6.7 rebounds ... Had eight blocks in three games ... Had 17 points, nine board, six blocks against York University.


## Randolph's Game-by-Game Statistics

### 2007-08

OPPONENT	MIN	FG	3FG	FT	REB	PF/D	A	TO	BLK	STL	PTS
Southeastern La.	33	7-11	1-2	4-6	13	2/0	2	2	6	4	19
McNeese State	29	5-9	0-1	2-4	7	3/0	3	2	1	2	12
Oklahoma State	26	2-5	0-1	1-2	5	4-0	2	5	3	0	5
Chaminade	32	9-14	0-0	3-4	9	2-0	2	4	2	1	21
Arizona State	21	8-14	0-2	5-6	7	2-0	1	0	2	1	21
Nicholls State	21	3-6	0-1	0-0	7	2-0	1	2	3	3	6
Southern	26	10-14	1-2	3-5	11	1-0	1	3	5	0	24
Villanova	27	5-10	0-1	2-3	6	5-0	1	4	4	1	12
Northwestern St.	28	3-9	0-1	7-10	8	1-0	4	1	4	1	13
Wichita State	28	3-13	0-1	0-1	3	2-0	1	0	2	4	6
Oregon State											
Washington											
Tulane											
Texas A&M											
Mississippi St.											
Ole Miss											
Auburn											
Vanderbilt											
Arkansas											
Auburn											
Alabama											
Tennessee											
Florida											
Kentucky											
Arkansas											
Ole Miss											
South Carolina											
Georgia											
Alabama											
Mississippi State											

## Anthony Randolph's Career Stats

YEAR	GP-GS	MIN/AVG	FG-FGA	PCT.	3FG-FGA	PCT.	FT-FTA	PCT.	REB-AVG	PF-FO	AST	TO	BLK	STL	PTS-AVG.
07-08	10-10	284/28.4	55-105	.524	2-12	.167	27-41	.659	76-7.6	24-1	18	23	32	17	139-13.9
<b>Totals</b>	<b>10-10</b>	<b>284/28.4</b>	<b>55-105</b>	<b>.524</b>	<b>2-12</b>	<b>.167</b>	<b>27-41</b>	<b>.659</b>	<b>76-7.6</b>	<b>24-1</b>	<b>18</b>	<b>23</b>	<b>32</b>	<b>17</b>	<b>139-13.9</b>



# Marcus Thornton

Guard \* 6-4 \* 198 \* Junior \* JC \* Baton Rouge, La. \* Kilgore College

# 5

## Top Performances

### Points

Season: 27, vs. SLU, 11/12/07  
 Career: 27, vs. SLU, 11/12/07

### Rebounds

Season: 13, at Villanova, 12/6/07  
 Career: 13, at Villanova, 12/6/07

### Field Goals Made

Season: 9, twice  
 Career: 9, twice

### 3 PT FG Made

Season: 4, five times  
 Career: 4, five times

### Free Throws Made

Season: 7, vs. SLU, 11/12/07  
 Career: 7, vs. SLU, 11/12/07

### Assists

Season: 3, vs. Southern, 11/30/07  
 Career: 3, vs. Southern, 11/30/07

### Blocks

Season: 1, twice  
 Career: 1, twice

### Steals

Season: 4, vs. Southern, 11/30/07  
 Career: 4, vs. Southern, 11/30/07

### Minutes Played

Season: 40, vs. Arizona St., 11/21/07  
 Career: 40, vs. Arizona St., 11/21/07

## Top Career Scoring Games

- 27 vs. SLU, 11/12/07
- 24 vs. Nicholls State, 11/28/07
- 24 vs. McNeese, 11/14/07
- 22 vs. Northwestern State, 12/15/07
- 22 vs. Southern, 11/30/07
- 20 vs. Okla. St., 11/19/07
- 18 vs. Arizona State, 11/21/07
- 15 at Villanova, 12/6/07
- 12 at Wichita State, 12/19/07
- 10.4 vs. Chaminade, 11/20/07

## Junior Season (2007-08)

Third double double of the season at Wichita State (12/19) .... Sixth 20-plus point game against Northwestern State (12/15) ... Second double double at Villanova (12/6) ... Back-to-back 20-point games with 22 points against Southern (11/30) after 24 against Nicholls State (11/28) ... Hit three-pointer that forced overtime and was ESPN's No. 2 play of the day in OT loss against Arizona State (11/21) ... Opens season with three-consecutive 20-point games -- 20 against Oklahoma State (11/19) ... Posted back-to-back 20-plus games with 24 against McNeese (11/14) ... Just short of becoming first player since 2005 to score 30 in a game for LSU with 27 in opener vs. Southeastern Louisiana (11/12) ... Leading scorer on the Canadian tour, averaging 26.0 points per game and 6.3 rebounds ... Hit 32-of-55 field goal attempts, including 11-of-25 threes ... Had 30 in the win over Guelph and 29 points and 10 rebounds against the University of Toronto.

## Thornton's Game-by-Game Statistics

### 2007-08

OPPONENT	MIN	FG	3FG	FT	REB	PF/D	A	TO	BLK	STL	PTS
Southeastern La.	34	8-14	4-7	7-9	2	0/0	2	2	0	2	27
McNeese State	37	8-16	2-8	6-7	3	1-0	2	3	1	1	24
Oklahoma State	31	6-14	2-6	6-6	3	3-0	1	0	1	1	20
Chaminade	29	2-12	0-4	0-2	2	3-0	0	1	1	2	4
Arizona State	40	7-19	4-12	0-0	12	4-0	1	5	0	1	18
Nicholls State	35	9-15	4-8	2-3	6	1-0	1	2	1	0	24
Southern	32	9-15	4-7	0-0	7	1-0	3	1	0	4	22
Villanova	38	6-15	1-6	2-2	13	3-0	2	2	0	1	15
Northwestern St.	24	7-15	4-10	4-5	5	2-0	2	2	1	3	22
Wichita State	38	3-13	0-6	6-6	11	3-0	2	3	0	0	12
Oregon State											
Washington											
Tulane											
Texas A&M											
Mississippi St.											
Ole Miss											
Auburn											
Vanderbilt											
Arkansas											
Auburn											
Alabama											
Tennessee											
Florida											
Kentucky											
Arkansas											
Ole Miss											
South Carolina											
Georgia											
Alabama											
Mississippi State											

## Marcus Thornton's Career Stats

YEAR	GP-GS	MIN/AVG	FG-FGA	PCT.	3FG-FGA	PCT.	FT-FTA	PCT.	REB-AVG	PF-FO	AST	TO	BLK	STL	PTS-AVG.
07-08	10-10	338/33.8	65-148	.439	25-74	.338	33-40	.825	64-6.4	21-0	16	21	5	15	188-18.8
<b>Totals</b>	<b>10-10</b>	<b>338/33.8</b>	<b>65-148</b>	<b>.439</b>	<b>25-74</b>	<b>.338</b>	<b>33-40</b>	<b>.825</b>	<b>64-6.4</b>	<b>21-0</b>	<b>16</b>	<b>21</b>	<b>5</b>	<b>15</b>	<b>188-18.8</b>



# Greg Terrebonne

Guard • 6-0 • 205 • Sophomore • 1VL • Galliano, La. • South Lafourche HS

# 10

### Top Performances

#### Points

Season: 2, vs. Southern, 11/30/07  
 Career: 2, vs. Southern, 11/30/07

#### Rebounds

Season:  
 Career: 1, three times

#### Field Goals Made

Season: 1, vs. Southern, 11/30/07  
 Career: 1, vs. Southern, 11/30/07

#### 3 PT FG Made

Season:  
 Career:

#### Free Throws Made

Season:  
 Career:

#### Assists

Season: 2, vs. Southern, 11/30/07  
 Career: 2, vs. Southern, 11/30/07

#### Blocks

Season:  
 Career:

#### Steals

Season:  
 Career: 1, vs. Wright St., 12/27/06

#### Minutes Played

Season: 2, three times  
 Career: 2, three times

### Top Career Scoring Games

1. 2 vs. Southern, 11/30/07

### Sophomore Season (2007-08)

Much to crowd's delight got first college points against Southern (11/30) at the buzzer ... Saw first action against Nicholls State (11/29) ... Scored two points in final two minutes of exhibition, his first points scored on the LSU court.


### Terrebonne's Game-by-Game Statistics

#### 2007-08

OPPONENT	MIN	FG	3FG	FT	REB	PF/D	A	TO	BLK	STL	PTS
Southeastern La.	DNP										
McNeese State	DNP										
Oklahoma State	DNP										
Chaminade	DNP										
Arizona State	DNP										
Nicholls State	2	0-0	0-0	0-0	0	0-0	0	1	0	0	0
Southern	2	1-3	0-0	0-0	0	0-0	2	0	0	0	2
Villanova	DNP										
Northwestern St.	2	0-0	0-0	0-0	0	0-0	0	0	0	0	0
Wichita State	DNP										
Oregon State											
Washington											
Tulane											
Texas A&M											
Mississippi St.											
Ole Miss											
Auburn											
Vanderbilt											
Arkansas											
Auburn											
Alabama											
Tennessee											
Florida											
Kentucky											
Arkansas											
Ole Miss											
South Carolina											
Georgia											
Alabama											
Mississippi State											

### Greg Terrebonne's Career Stats

YEAR	GP-GS	MIN/AVG	FG-FGA	PCT.	3FG-FGA	PCT.	FT-FTA	PCT.	REB-AVG	PF-FO	AST	TO	BLK	STL	PTS-AVG.
06-07	5-0	7/1.4	0-0	.000	0-0	.000	0-0	.000	3-0.6	0-0	1	1	0	1	0-0.0
07-08	3-0	6/2.0	1-3	.333	0-0	.000	0-0	.000	0-0.0	0-0	2	1	0	0	2-0.7
<b>Totals</b>	<b>8-0</b>	<b>13/1.6</b>	<b>1-3</b>	<b>.333</b>	<b>0-0</b>	<b>.000</b>	<b>0-0</b>	<b>.000</b>	<b>3-0.4</b>	<b>0-0</b>	<b>3</b>	<b>2</b>	<b>0</b>	<b>1</b>	<b>2-0.3</b>



# Bo Spencer

Guard • 6-1 • 180 • Freshman • HS • Baton Rouge, La. • Glen Oaks HS

# 11

### Top Performances

**Points**  
 Season: 14, vs. Arizona St., 11/21/07  
 Career: 14, vs. Arizona St., 11/21/07

**Rebounds**  
 Season: 4, vs. Nicholls St., 11/28/07  
 Career: 4, vs. Nicholls St., 11/28/07

**Field Goals Made**  
 Season: 5, vs. Arizona St., 11/21/07  
 Career: 5, vs. Arizona St., 11/21/07

**3 PT FG Made**  
 Season: 4, vs. Arizona St., 11/21/07  
 Career: 4, vs. Arizona St., 11/21/07

**Free Throws Made**  
 Season: 5, vs. NW State, 12/15/07  
 Career: 5, vs. NW State, 12/15/07

**Assists**  
 Season: 6, vs. Southern, 11/30/07  
 Career: 6, vs. Southern, 11/30/07

**Blocks**  
 Season: 1, vs. Chaminade, 11/20/07  
 Career: 1, vs. Chaminade, 11/20/07

**Steals**  
 Season: 2, vs. NW State., 12/15/07  
 Career: 2, vs. NW State, 12/15/07

**Minutes Played**  
 Season: 34, vs. Arizona St., 11/21/07  
 Career: 34, vs. Arizona St., 11/21/07

### Top Career Scoring Games

1. 14, vs. Arizona State, 11/21/07
2. 11, vs. Nicholls State, 11/28/07
2. 11, vs. Chaminade, 11/20/07
4. 10, vs. Okla. St., 11/19/07
5. 9, vs. Northwestern State, 12/15/07
6. 7, vs. SLU, 11/12/07
7. 5, at Villanova, 12/6/07
8. 4, at Wichita State, 12/19/07
9. 2, vs. McNeese, 11/14/07

### Freshman Season (2007-08)

Failed to score against Southern (11/30), but had season best six assists, just two turnovers ... Fourth consecutive double figure game (11) against Nicholls (11/28) ... Season best 14 points against Arizona State (11/21) ... Spencer also had 11 against Chaminade (11/20) and 10 versus Oklahoma State (11/19) ... Spencer scored seven in opener vs. Southeastern (11/12) ... Spencer averaged 7.5 points per game in exhibitions, hitting 7-of-9 field goal attempts ... Averaged 8.7 points and 5.3 rebounds in the Canadian exhibition tour, hitting 50 percent from the field.


### Spencer's Game-by-Game Statistics

#### 2007-08

OPPONENT	MIN	FG	3FG	FT	REB	PF/D	A	TO	BLK	STL	PTS
Southeastern La.	21	3-3	1-1	0-0	1	1/0	2	2	0	1	7
McNeese State	12	0-0	0-0	2-2	1	0-0	0	1	0	0	2
Oklahoma State	25	3-6	2-3	2-2	1	2-0	4	4	0	1	10
Chaminade	23	4-6	3-5	0-0	3	2-0	2	2	1	0	11
Arizona State	34	5-9	4-8	0-0	2	3-0	3	2	0	0	14
Nicholls State	29	3-8	3-7	2-2	4	1-0	3	2	0	0	11
Southern	26	0-3	0-3	0-0	1	3-0	6	2	0	1	0
Villanova	21	1-4	1-4	2-3	1	3-0	3	1	0	0	5
Northwestern St.	26	2-5	0-1	5-7	3	0-0	3	2	0	2	9
Wichita State	20	1-5	1-4	1-2	1	1-0	0	1	0	1	4
Oregon State											
Washington											
Tulane											
Texas A&M											
Mississippi St.											
Ole Miss											
Auburn											
Vanderbilt											
Arkansas											
Auburn											
Alabama											
Tennessee											
Florida											
Kentucky											
Arkansas											
Ole Miss											
South Carolina											
Georgia											
Alabama											
Mississippi State											

### Bo Spencer's Career Stats

YEAR	GP-GS	MIN/AVG	FG-FGA	PCT.	3FG-FGA	PCT.	FT-FTA	PCT.	REB-AVG	PF-FO	AST	TO	BLK	STL	PTS-AVG.
07-08	10-0	237/23.7	22-49	.449	15-36	.417	14-18	.778	18-1.8	16-0	26	19	1	6	73-7.3
<b>Totals</b>	<b>10-0</b>	<b>237/23.7</b>	<b>22-49</b>	<b>.449</b>	<b>15-36</b>	<b>.417</b>	<b>14-18</b>	<b>.779</b>	<b>18-1.8</b>	<b>16-0</b>	<b>26</b>	<b>19</b>	<b>1</b>	<b>6</b>	<b>73-7.3</b>



# Terry Martin

Guard • 6-6 • 207 • Junior • 1VL • Monroe, La. • Texas Tech

# 13

## Top Performances

### Points

Season: 15, vs. NW State., 12/15/07  
 Career: 23, vs. Auburn, 1/13/07

### Rebounds

Season: 7, twice  
 Career: 7, twice

### Field Goals Made

Season: 5, four times  
 Career: 8, vs. Auburn, 1/13/07

### 3 PT FG Made

Season: 4, at Villanova, 12/6/07  
 Career: 5, twice

### Free Throws Made

Season: 2, twice  
 Career: 4, twice

### Assists

Season: 4, vs. NW State, 12/15/07  
 Career: 5, at Ole Miss, 2/14/07

### Blocks

Season: 3, vs. Chaminade, 11/20/07  
 Career: 3, vs. Chaminade, 11/20/07

### Steals

Season: 1, four times  
 Career: 3, at Georgia, 1/2/807

### Minutes Played

Season: 33, vs. Chaminade, 11/20/07  
 Career: 37, vs. Arkansas, 2/10/07

## Top Career Scoring Games

1. 23 vs. Auburn, 1/1/307
2. 19 vs La. Tech, 12/23/06
3. 18 vs. Florida, 2/24/07
4. 16 at Kentucky, 2/20/07
4. 16 at Georgia, 1/28/07
6. 15 vs. Northwestern State, 12/15/07
6. 15 at Tennessee, 2/6/07
6. 15 vs. Ole Miss, 1/17/07
9. 14 three times

## Junior Season (2007-08)

Extended his double figure scoring streak to four games at Wichita (12/19) ... Back-to-back season high in points after 15 against Northwestern State (12/15) ... Season high in three-pointers (4) and points (14) at Villanova (12/6) ... Third double figure game of 11 against Southern (11/30) ... 13 points against Chaminade with three treys (11/20) ... First double figure game of year with 11 vs. McNeese (11/14) ... Scored six in opener (11/12) ... Averaged 15 points for the exhibition games after hitting 5-of-10 three-point attempts in 17-point effort against EA Sports ... Had 13 points, 5 assists against Belhaven ... Just one turnover ... Played primarily at the point guard position in Canada ... Averaging 13.0 points and 5.3 assists in the three games.

## Martin's Game-by-Game Statistics

### 2007-08

OPPONENT	MIN	FG	3FG	FT	REB	PF/D	A	TO	BLK	STL	PTS
Southeastern La.	31	2-7	0-2	2-2	4	3-0	3	2	0	1	6
McNeese State	30	5-10	1-3	0-2	5	0-0	2	2	1	1	11
Oklahoma State	24	2-9	1-6	0-0	6	3-0	0	2	0	0	5
Chaminade	33	5-12	3-8	0-1	7	3-0	1	1	3	1	13
Arizona State	27	1-8	1-7	0-0	2	2-0	3	3	0	0	3
Nicholls State	21	2-4	0-1	0-0	2	2-0	1	3	1	0	4
Southern	25	4-11	2-5	1-2	7	0-0	1	2	0	0	11
Villanova	22	5-10	4-6	0-0	2	1-0	2	1	1	1	14
Northwestern St.	29	5-11	3-6	2-2	3	2-0	4	2	0	0	15
Wichita State	27	4-10	3-6	0-0	3	1-0	0	4	0	0	11
Oregon State											
Washington											
Tulane											
Texas A&M											
Mississippi St.											
Ole Miss											
Auburn											
Vanderbilt											
Arkansas											
Auburn											
Alabama											
Tennessee											
Florida											
Kentucky											
Arkansas											
Ole Miss											
South Carolina											
Georgia											
Alabama											
Mississippi State											

## Terry Martin's Career Stats

YEAR	GP-GS	MIN/AVG	FG-FGA	PCT.	3FG-FGA	PCT.	FT-FTA	PCT.	REB-AVG	PF-FO	AST	TO	BLK	STL	PTS-AVG.
06-07	24-16	701/29.2	93-227	.410	52-134	.388	15-26	.577	67-2.8	37-1	35	43	6	11	253-10.5
07-08	10-10	269/26.9	35-92	.380	18-50	.360	5-9	.556	41-4.1	17-0	17	22	6	4	93/9.3
<b>Totals</b>	<b>34-26</b>	<b>970/28.5</b>	<b>128-319</b>	<b>.401</b>	<b>70-184</b>	<b>.380</b>	<b>20-35</b>	<b>.571</b>	<b>108-3.2</b>	<b>54-1</b>	<b>52</b>	<b>65</b>	<b>12</b>	<b>15</b>	<b>346/10.2</b>



# Garrett Temple

Guard • 6-6 • 195 • Junior • 2VL • Baton Rouge, La. • Univeristy HS

# 14

## Top Performances

**Points**  
 Season: 17, vs. Okla. St., 11/19/07  
 Career: 18, at Tulane, 12/2/06

**Rebounds**  
 Season: 6, vs. Villanova, 12/15/07  
 Career: 8, four times

**Field Goals Made**  
 Season: 4, vs. Okla. St., 11/19/07  
 Career: 7, vs. McNeese, 11/29/06

**3 PT FG Made**  
 Season: 3, vs. Okla. St., 11/19/07  
 Career: 4, three times

**Free Throws Made**  
 Season: 6, vs. Arizona St., 11/21/07  
 Career: 8, vs. Florida, 2/24/07

**Assists**  
 Season: 7, vs. Arizona St., 11/21/07  
 Career: 7, seven times

**Blocks**  
 Season: 3, at Villanova, 12/6/07  
 Career: 4, vs. Auburn, 1/13/07

**Steals**  
 Season: 3, three times  
 Career: 4, twice

**Minutes Played**  
 Season: 40, vs. Arizona St., 11/21/07  
 Career: 45, vs. Texas, 12/10/06

## Top Career Scoring Games

1. 18 at Tulane, 12/2/06
2. 17 vs. Oklahoma State, 11/19/07
2. 17 vs. Florida, 2/24/07
2. 17 at Oregon State, 12/17/06
2. 17 vs. McNeese State, 11/29/06
6. 16 at Mississippi State, 2/3/07
6. 16 vs. Nicholls State, 11/17/06
8. 14 three times

## Junior Season (2007-08)

Six assists at Villanova (12/6) ... Had 11 points and career equaling seven assists in loss at Arizona State ... Just one point off his career high with 17 against Oklahoma State (11/19) ... Came off the bench and had nine points in 30 minutes against McNeese (11/14) ... Failed to score in opener (11/12) ... Three points, four blocks in 19 minutes against Belhaven ... Temple did not play on the Canadian trip as he recovered from an ankle injury originally hurt on summer China trip and aggravated during a pickup game.

## Temple's Game-by-Game Statistics

### 2007-08

OPPONENT	MIN	FG	3FG	FT	REB	PF/D	A	TO	BLK	STL	PTS
Southeastern La.	29	0-1	0-1	0-2	1	3-0	1	2	0	0	0
McNeese State	30	3-4	0-1	3-4	2	2-0	2	0	2	1	9
Oklahoma State	34	4-7	3-5	6-6	3	4-0	5	4	1	1	17
Chaminade	35	3-7	1-3	2-4	4	2-0	4	2	1	3	9
Arizona State	40	2-4	1-2	6-6	5	4-0	7	4	1	1	11
Nicholls State	32	0-2	0-2	0-1	3	2-0	2	2	1	3	0
Southern	24	1-2	0-1	1-2	4	3-0	3	1	0	1	3
Villanova	39	2-6	1-4	3-4	3	3-0	6	4	3	3	8
Northwestern St.	31	1-2	0-0	2-2	6	3-0	2	5	1	2	4
Wichita State	31	3-7	0-4	0-0	2	3-0	2	1	1	0	6
Oregon State											
Washington											
Tulane											
Texas A&M											
Mississippi St.											
Ole Miss											
Auburn											
Vanderbilt											
Arkansas											
Auburn											
Alabama											
Tennessee											
Florida											
Kentucky											
Arkansas											
Ole Miss											
South Carolina											
Georgia											
Alabama											
Mississippi State											

## Garrett Temple's Career Stats

YEAR	GP-GS	MIN/AVG	FG-FGA	PCT.	3FG-FGA	PCT.	FT-FTA	PCT.	REB-AVG	PF-FO	AST	TO	BLK	STL	PTS-AVG.
05-06	36-35	1207/33.5	65-194	.335	27-109	.248	25-37	.676	94-2.6	87-2	99	70	31	38	182-5.1
06-07	32-32	1099/34.3	91-230	.396	35-130	.269	57-70	.814	118-3.7	79-1	138	83	34	52	274-8.6
07-08	10-8	325/32.5	19-42	.452	6-23	.261	23-31	.742	33-3.3	29-0	34	25	11	15	67-6.7
<b>Totals</b>	<b>78-75</b>	<b>2631/33.7</b>	<b>175-466</b>	<b>.376</b>	<b>68-262</b>	<b>.260</b>	<b>105-138</b>	<b>.761</b>	<b>245-3.1</b>	<b>195-3</b>	<b>271</b>	<b>178</b>	<b>76</b>	<b>105</b>	<b>523-6.7</b>





# Garrett Green

Forward • 6-10 • 218 • Freshman • HS • Woodland Hills, Calif. • Taft HS

# 20

### Top Performances

#### Points

Season: 4, twice  
 Career: 4, twice

#### Rebounds

Season: 8, vs. Southern, 11/30/07  
 Career: 8, vs. Southern, 11/30/07

#### Field Goals Made

Season: 2, twice  
 Career: 2, twice

#### 3 PT FG Made

Season:  
 Career:

#### Free Throws Made

Season: 1, vs. Okla. St., 11/19/07  
 Career: 1, vs. Okla. St., 11/19/07

#### Assists

Season: 1, twice  
 Career: 1, twice

#### Blocks

Season: 2, vs. Okla. St., 11/19/07  
 Career: 2, vs. Okla. St., 11/19/07

#### Steals

Season: 1, vs. Okla. St., 11/19/07  
 Career: 1, vs. Okla. St., 11/19/07

#### Minutes Played

Season: 18, at Wichita St., 12/19/07  
 Career: 18, at Wichita St., 12/19/07

### Top Career Scoring Games

1. 4 vs. Southern, 11/30/07
1. 4 vs. Nicholls State, 11/28/07
3. 2 vs. NW State, 12/15/07
3. 2 vs. Arizona State, 11/21/07
3. 2 vs. Chaminade, 11/20/07
6. 1 vs. Oklahoma State, 11/19/07

### Freshman Season (2007-08)

Played more minutes (18) at Wichita State, (12/19) Equalled career high in points and upped high in rebounds against Southern (11/30) ... Scored first field goal of career against Chaminade (11/20) ... Played 17 minutes on his first venture onto the court in Maui (11/19) ... Made his only field goal attempt against EA Sports ... Green was 1-of-4 with four points in 12 minutes against Belhaven ... Green did not play in Canada while the coaches were deciding on redshirt possibility for 2007-08.


### Green's Game-by-Game Statistics

#### 2007-08

OPPONENT	MIN	FG	3FG	FT	REB	PF/D	A	TO	BLK	STL	PTS
Southeastern La.	DNP										
McNeese State	DNP										
Oklahoma State	17	0-1	0-0	1-2	2	5-1	1	2	2	1	1
Chaminade	14	1-2	0-0	0-0	4	0-0	1	0	0	0	2
Arizona State	7	1-1	0-0	0-0	0	4-0	0	0	0	0	2
Nicholls State	7	2-3	0-0	0-1	5	0-0	0	2	0	0	4
Southern	13	2-2	0-0	0-0	8	2-0	0	0	0	0	4
Villanova	3	0-0	0-0	0-0	0	3-0	0	0	0	0	0
Northwestern St.	11	1-3	0-0	0-0	1	1-0	0	2	0	0	2
Wichita State	18	1-2	0-0	0-0	1	2-0	0	0	1	0	2
Oregon State											
Washington											
Tulane											
Texas A&M											
Mississippi St.											
Ole Miss											
Auburn											
Vanderbilt											
Arkansas											
Auburn											
Alabama											
Tennessee											
Florida											
Kentucky											
Arkansas											
Ole Miss											
South Carolina											
Georgia											
Alabama											
Mississippi State											

### Garrett Green's Career Stats

YEAR	GP-GS	MIN/AVG	FG-FGA	PCT.	3FG-FGA	PCT.	FT-FTA	PCT.	REB-AVG	PF-FO	AST	TO	BLK	STL	PTS-AVG.
07-08	8-0	90-11.3	8-14	.571	0-0	.000	1-3	.333	21-2.6	17-1	2	6	3	1	17-2.1
<b>Totals</b>	<b>8-0</b>	<b>90-11.3</b>	<b>8-14</b>	<b>.571</b>	<b>0-0</b>	<b>.000</b>	<b>1-3</b>	<b>.333</b>	<b>21-2.6</b>	<b>17-1</b>	<b>2</b>	<b>6</b>	<b>3</b>	<b>1</b>	<b>17-2.1</b>



# Chris Johnson

Center • 6-11 • 205 • Junior • 2VL • Montross, Va. • Laurinburg (NC) Prep

# 21

## Top Performances

**Points**  
 Season: 20, vs. Southern, 11/30/07  
 Career: 20, vs. Southern, 11/30/07

**Rebounds**  
 Season: 11, vs. Chaminade, 11/20/07  
 Career: 11, vs. Chaminade, 11/20/07

**Field Goals Made**  
 Season: 8, twice  
 Career: 8, twice

**3 PT FG Made**  
 Season: 3, vs. Okla. St., 11/19/07  
 Career: 3, vs. Okla. St., 11/19/07

**Free Throws Made**  
 Season: 6, twice  
 Career: 6, twice

**Assists**  
 Season: 1, five times  
 Career: 1, 12 times

**Blocks**  
 Season: 6, vs. McNeese, 11/14/07  
 Career: 6, vs. McNeese, 11/14/07

**Steals**  
 Season: 3, vs. NW St., 12/15/07  
 Career: 3, vs. NW St., 12/15/07

**Minutes Played**  
 Season: 37, vs. Okla. St., 11/19/07  
 Career: 37, vs. Okla. St., 11/19/07

## Top Career Scoring Games

- 20 vs. Southern, 11/30/07
- 19 vs. Oklahoma State, 11/19/07
- 18 vs. Chaminade, 11/20/07
- 16 vs. Northwestern State, 12/15/07
- 16 vs. Nicholls State, 11/28/07
- 13 vs. Alabama, 1/31/07
- 11 at Villanova, 12/6/07
- 11 vs. Arizona State, 11/21/07
- 9 vs. Arkansas, 2/10/07
- 9 vs. Nicholls State, 11/17/06

**Jay Bilas' ESPN.com All-Maui Team, Nov. 21**  
**LSU Athlete of the Week, Nov. 22**

## Junior Season (2007-08)

Double figure scoring streak snapped at seven at Wichita (12/19) ... Scored in double figures in seventh straight game with 16 vs. Northwestern State (12/15) ... Made 18 straight free throws over four games before streak snapped on fifth attempt at Villanova (12/6) ... Career scoring night against Southern (11/30), for second straight game made all six free throw attempts ... Fourth straight double figure game against Nicholls State (11/29) ... Averaged 16 points for the three Maui games ... Back-to-back strong games with his first double-double against Chaminade (11/20) ... Had a career day, hitting three treys and scoring 19 points against Oklahoma State (11/19) ... Moved into the starting lineup against McNeese (11/14) with four points and six blocks ... Two points on a dunk in opener (11/12) ... Averaged 8.5 points and 5.0 rebounds in 20 minutes during the two exhibitions ... Johnson had nine points, three assists in 14 minutes in first exhibition ... Johnson averaged 9.3 points per game and 6.3 rebounds with seven blocks in the three-game exhibition tour of Canada

## Johnson's Game-by-Game Statistics

### 2007-08

OPPONENT	MIN	FG	3FG	FT	REB	PF/D	A	TO	BLK	STL	PTS
Southeastern La.	13	1-4	0-2	0-0	2	0-0	0	0	1	1	2
McNeese State	26	2-4	0-1	0-0	3	3-0	1	2	6	0	4
Oklahoma State	37	8-9	3-4	0-0	5	2-0	1	7	0	0	19
Chaminade	34	8-15	0-1	2-3	11	1-0	1	1	3	1	18
Arizona State	21	4-5	1-1	2-2	5	5-1	1	5	2	1	11
Nicholls State	24	5-7	0-1	6-6	6	2-0	0	3	3	1	16
Southern	26	7-10	0-0	6-6	5	1-0	0	2	2	1	20
Villanova	32	3-5	0-2	5-6	4	2-0	0	3	3	1	11
Northwestern St.	33	6-8	2-2	2-2	2	1-0	1	2	1	3	16
Wichita State	29	2-7	0-0	0-0	7	1-0	0	2	1	0	4
Oregon State											
Washington											
Tulane											
Texas A&M											
Mississippi St.											
Ole Miss											
Auburn											
Vanderbilt											
Arkansas											
Auburn											
Alabama											
Tennessee											
Florida											
Kentucky											
Arkansas											
Ole Miss											
South Carolina											
Georgia											
Alabama											
Mississippi State											

## Chris Johnson's Career Stats

YEAR	GP-GS	MIN/AVG	FG-FGA	PCT.	3FG-FGA	PCT.	FT-FTA	PCT.	REB-AVG	PF-FO	AST	TO	BLK	STL	PTS-AVG.
05-06	10-0	43/4.3	6-18	.333	0-6	.000	1-2	.500	7-0.7	2-0	3	6	3	2	13-1.3
06-07	18-2	122/6.8	24-43	.558	3-6	.500	7-11	.636	29-1.6	19-0	3	8	12	2	58-3.2
07-08	10-9	275/27.5	46-74	.622	6-14	.429	23-25	.920	50-5.0	18-1	5	27	22	9	121/12.1
<b>Totals</b>	<b>38-11</b>	<b>440/11.6</b>	<b>76-135</b>	<b>.563</b>	<b>9-26</b>	<b>.346</b>	<b>31-38</b>	<b>.816</b>	<b>86-2.3</b>	<b>39-1</b>	<b>11</b>	<b>41</b>	<b>37</b>	<b>13</b>	<b>192-5.1</b>



# Alex Farrer

Guard • 6-5 • 200 • Sophomore • 1VL • Phoenix, Ariz. • St. Mary's HS

# 30

## Top Performances

### Points

Season: 4, Arizona St., 11/21/07  
 Career: 5, twice

### Rebounds

Season: 2, vs. NW State, 12/15/07  
 Career: 2, four times

### Field Goals Made

Season: 1, twice  
 Career: 1, six times

### 3 PT FG Made

Season: 1, Arizona St., 11/21/07  
 Career: 1, five times

### Free Throws Made

Season: 1, three times  
 Career: 2, twice

### Assists

Season: 2, Arizona St., 11/21/07  
 Career: 2, twice

### Blocks

Season:  
 Career:

### Steals

Season:  
 Career: 1, twice

### Minutes Played

Season: 22, vs. Arizona St., 11/21/07  
 Career: 22, vs. Arizona St., 11/21/07

## Top Career Scoring Games

1. 5 vs. McNeese State, 11/29/06
1. 5 vs. Nicholls State, 11/17/06
3. 4 vs. Arizona State, 11/21/07
4. 3 vs. South Carolina, 3/3/07
4. 3 at Kentucky, 2/20/07
6. 2 at Wichita State, 12/19/07
6. 2 vs. UL-Monroe, 11/19/06
8. 1 vs. Northwestern State, 12/15/07
8. 1 vs. Nicholls State, 11/28/07

## Sophomore Season (2007-08)

Posted points for the fourth time at Wichita (12/19) ... Came in for first time in Chaminade game (11/20), took a blow to the nose, came down and got an assist before going to the bench for treatment ... Farr failed to score in either exhibition contest ... Started one game in Canada, averaged 4.3 points per game and hit three treys.

## Farrer's Game-by-Game Statistics

### 2007-08

OPPONENT	MIN	FG	3FG	FT	REB	PF/D	A	TO	BLK	STL	PTS
Southeastern La.	DNP										
McNeese State	DNP										
Oklahoma State	DNP										
Chaminade	0+	0-0	0-0	0-0	0	0-0	1	0	0	0	0
Arizona State	22	1-2	1-1	1-2	1	1-0	2	1	0	0	4
Nicholls State	8	0-0	0-0	1-2	1	1-0	1	2	0	0	1
Southern	2	0-0	0-0	0-0	0	0-0	0	0	0	0	0
Villanova	DNP										
Northwestern St.	8	0-0	0-0	1-2	2	0-0	0	1	0	0	1
Wichita State	9	1-1	0-0	0-0	0	0-0	1	0	0	0	2
Oregon State											
Washington											
Tulane											
Texas A&M											
Mississippi St.											
Ole Miss											
Auburn											
Vanderbilt											
Arkansas											
Auburn											
Alabama											
Tennessee											
Florida											
Kentucky											
Arkansas											
Ole Miss											
South Carolina											
Georgia											
Alabama											
Mississippi State											

## Alex Farrer's Career Stats

YEAR	GP-GS	MIN/AVG	FG-FGA	PCT.	3FG-FGA	PCT.	FT-FTA	PCT.	REB-AVG	PF-FO	AST	TO	BLK	STL	PTS-AVG.
06-07	14-0	86/6.1	5-23	.217	4-20	.200	4-6	.667	14-1.0	7-0	6	5	2	0	18-1.3
07-08	6-0	58/9.7	2-4	.500	1-2	.500	3-6	.500	6-1.0	3-0	5	5	0	0	8-1.3
<b>Totals</b>	<b>20-0</b>	<b>144/7.2</b>	<b>7-27</b>	<b>.259</b>	<b>5-22</b>	<b>.227</b>	<b>7-12</b>	<b>.583</b>	<b>20-1.0</b>	<b>10-0</b>	<b>11</b>	<b>10</b>	<b>2</b>	<b>0</b>	<b>26-1.3</b>

LSU Season Schedule/Results & Leaders (as of Dec 19, 2007)  
All games

<b>RECORD:</b>	<b>OVERALL</b>	<b>HOME</b>	<b>AWAY</b>	<b>NEUTRAL</b>
<b>ALL GAMES.....</b>	<b>(6-4)</b>	<b>(5-0)</b>	<b>(0-2)</b>	<b>(1-2)</b>
<b>CONFERENCE.....</b>	<b>(0-0)</b>	<b>(0-0)</b>	<b>(0-0)</b>	<b>(0-0)</b>
<b>NON-CONFERENCE.....</b>	<b>(6-4)</b>	<b>(5-0)</b>	<b>(0-2)</b>	<b>(1-2)</b>

DATE	TIME	OPPONENT		SCORE	ATTEND	HIGH POINTS	HIGH REBOUNDS
11/12/07	7:00 pm	SOUTHEASTERN LOUISIANA	W	72-62	8171	(27)Thornton, Marcus	(13)Randolph, Anthony
11/14/07	7:00 pm	MCNEESE STATE	W	78-74	7891	(24)Thornton, Marcus	(14)Mitchell, Tasmin
11-19-07	12 p.m.	& vs OKLAHOMA STATE		77-83	L 2500	(20)Thornton, Marcus	(6)Martin, Terry
11-20-07	8:30 a.m.	& vs CHAMINADE	W	78-72	2500	(21)Randolph, Anthony	(11)Johnson, Chris
11-21-07	9 a.m.	& vs ARIZONA STATE		84-87	LOT 2500	(21)Randolph, Anthony	(12)Thornton, Marcus
11/28/07	7:00 pm	NICHOLLS STATE	W	68-41	7704	(24)Thornton, Marcus	(7)Randolph, Anthony
11/30/07	7:00 pm	SOUTHERN UNIVERSITY	W	88-45	7719	(24)Randolph, Anthony	(11)Randolph, Anthony
12/06/07	9:30 PM	# at Villanova		67-68	L 9212	(15)Thornton, Marcus	(13)Thornton, Marcus
12/15/07	7:00 pm	NORTHWESTERN STATE	W	82-58	7809	(22)Thornton, Marcus	(8)Randolph, Anthony
12-19-07	7:07 pm	at Wichita St.		47-67	L 10478	(12)Thornton, Marcus	(11)Thornton, Marcus

\* SEC Games

& EA Sports Maui Invitational

# Pizza Hut Big East/SEC Invitational

ATTENDANCE SUMMARY	GAMES	TOTALS	AVG/GAME
HOME.....	5	39294	7859
AWAY.....	2	19690	9845
NEUTRAL.....	3	7500	2500
TOTAL.....	10	66484	6648

LSU Combined Team Statistics (as of Dec 19, 2007)  
All games

<b>RECORD:</b>	<b>OVERALL</b>	<b>HOME</b>	<b>AWAY</b>	<b>NEUTRAL</b>
<b>ALL GAMES.....</b>	<b>(6-4)</b>	<b>(5-0)</b>	<b>(0-2)</b>	<b>(1-2)</b>
<b>CONFERENCE.....</b>	<b>(0-0)</b>	<b>(0-0)</b>	<b>(0-0)</b>	<b>(0-0)</b>
<b>NON-CONFERENCE.....</b>	<b>(6-4)</b>	<b>(5-0)</b>	<b>(0-2)</b>	<b>(1-2)</b>

## Player	GP-GS	Min--Avg	---TOTAL---		---3-PTS---		FT-FTA	Pct	----REBOUNDS----				PF	FO	A	TO	Blk	Stl	Pts	Avg
			FG-FGA	Pct	3FG-FGA	Pct			Off	Def	Tot	Avg								
05 Thornton, Marcus...	10-10	338 33.8	65-148	.439	25-74	.338	33-40	.825	24	40	64	6.4	21	0	16	21	5	15	188	18.8
03 Randolph, Anthony..	10-10	284 28.4	55-105	.524	2-12	.167	27-41	.659	17	59	76	7.6	24	1	18	23	32	17	139	13.9
21 Johnson, Chris.....	10-9	275 27.5	46-74	.622	6-14	.429	23-25	.920	14	36	50	5.0	18	1	5	27	22	9	121	12.1
13 Martin, Terry.....	10-10	269 26.9	35-92	.380	18-50	.360	5-9	.556	9	32	41	4.1	17	0	17	22	6	4	93	9.3
01 Mitchell, Tasmin...	3-3	66 22.0	7-21	.333	0-5	.000	8-10	.800	5	12	17	5.7	8	0	6	9	1	7	22	7.3
11 Spencer, Bo.....	10-0	237 23.7	22-49	.449	15-36	.417	14-18	.778	4	14	18	1.8	16	0	26	19	1	6	73	7.3
14 Temple, Garrett....	10-8	325 32.5	19-42	.452	6-23	.261	23-31	.742	6	27	33	3.3	29	0	34	25	11	15	67	6.7
02 Mason, Dameon.....	5-0	77 15.4	4-14	.286	0-0	.000	3-8	.375	1	11	12	2.4	10	0	4	3	3	2	11	2.2
20 Green, Garrett.....	8-0	90 11.3	8-14	.571	0-0	.000	1-3	.333	5	16	21	2.6	17	1	2	6	3	1	17	2.1
30 Farrer, Alex.....	6-0	58 9.7	2-4	.500	1-2	.500	3-6	.500	1	5	6	1.0	3	0	5	5	0	0	8	1.3
10 Terrebonne, Greg...	3-0	6 2.0	1-3	.333	0-0	.000	0-0	.000	0	0	0	0.0	0	0	2	1	0	0	2	0.7
TEAM.....									15	17	32	3.2	1		1					
-----																				
Total.....	10	2025	264-566	.466	73-216	.338	140-191	.733	101	269	370	37.0	164	3	135	162	84	76	741	74.1
Opponents.....	10	2025	240-634	.379	64-210	.305	113-168	.673	152	232	384	38.4	181	5	108	154	28	85	657	65.7

TEAM STATISTICS	LS	OPP	DATE	OPPONENT	W/L	SCORE	ATTEND
SCORING.....	741	657	11/12/07	SOUTHEASTERN LOUISIANA	W	72-62	8171
Points per game.....	74.1	65.7	11/14/07	MCNEESE STATE	W	78-74	7891
Scoring margin.....	+8.4	-	&11-19-07	vs OKLAHOMA STATE	L	77-83	2500
FIELD GOALS-ATT.....	264-566	240-634	&11-20-07	vs CHAMINADE	W	78-72	2500
Field goal pct.....	.466	.379	&11-21-07	vs ARIZONA STATE	LOT	84-87	2500
3 POINT FG-ATT.....	73-216	64-210	11/28/07	NICHOLLS STATE	W	68-41	7704
3-point FG pct.....	.338	.305	11/30/07	SOUTHERN UNIVERSITY	W	88-45	7719
3-pt FG made per game..	7.3	6.4	#12/06/07	at Villanova	L	67-68	9212
FREE THROWS-ATT.....	140-191	113-168	12/15/07	NORTHWESTERN STATE	W	82-58	7809
Free throw pct.....	.733	.673	12-19-07	at Wichita St.	L	47-67	10478
REBOUNDS.....	370	384	* SEC Games				
Rebounds per game.....	37.0	38.4	& EA Sports Maui Invitational				
Rebounding margin.....	-1.4	-	# Pizza Hut Big East/SEC Invitational				
ASSISTS.....	135	108					
Assists per game.....	13.5	10.8					
TURNOVERS.....	162	154					
Turnovers per game.....	16.2	15.4					
Turnover margin.....	-0.8	-					
Assist/turnover ratio..	0.8	0.7					
STEALS.....	76	85					
Steals per game.....	7.6	8.5					
BLOCKS.....	84	28					
Blocks per game.....	8.4	2.8					
WINNING STREAK.....	0	-					
Home win streak.....	5	-					
ATTENDANCE.....	39294	27190					
Home games-Avg/Game....	5-7859	2-9845					
Neutral site-Avg/Game..	-	3-2500					

SCORE BY PERIODS:	1st	2nd	OT	Total
LSU.....	318	417	6	- 741
Opponents.....	303	345	9	- 657

LSU Category Leaders (as of Dec 19, 2007)  
All games

FG PERCENTAGE	FG	ATT	Pct
Johnson, Chris.....	46	74	.622
Green, Garrett.....	8	14	.571
Randolph, Anthony...	55	105	.524
Farrer, Alex.....	2	4	.500
Temple, Garrett.....	19	42	.452
Spencer, Bo.....	22	49	.449
Thornton, Marcus....	65	148	.439
Martin, Terry.....	35	92	.380
Terrebonne, Greg....	1	3	.333
Mitchell, Tasmin....	7	21	.333
Mason, Dameon.....	4	14	.286

3-POINT PERCENTAGE	3FG	ATT	Pct
Farrer, Alex.....	1	2	.500
Johnson, Chris.....	6	14	.429
Spencer, Bo.....	15	36	.417
Martin, Terry.....	18	50	.360
Thornton, Marcus....	25	74	.338
Temple, Garrett.....	6	23	.261
Randolph, Anthony...	2	12	.167
Mitchell, Tasmin....	0	5	.000

FT PERCENTAGE	FT	ATT	Pct
Johnson, Chris.....	23	25	.920
Thornton, Marcus....	33	40	.825
Mitchell, Tasmin....	8	10	.800
Spencer, Bo.....	14	18	.778
Temple, Garrett.....	23	31	.742
Randolph, Anthony...	27	41	.659
Martin, Terry.....	5	9	.556
Farrer, Alex.....	3	6	.500
Mason, Dameon.....	3	8	.375
Green, Garrett.....	1	3	.333

POINTS	G	Pts	Pts/G
Thornton, Marcus....	10	188	18.8
Randolph, Anthony...	10	139	13.9
Johnson, Chris.....	10	121	12.1
Martin, Terry.....	10	93	9.3
Spencer, Bo.....	10	73	7.3
Temple, Garrett.....	10	67	6.7
Mitchell, Tasmin....	3	22	7.3
Green, Garrett.....	8	17	2.1
Mason, Dameon.....	5	11	2.2
Farrer, Alex.....	6	8	1.3
Terrebonne, Greg....	3	2	0.7

FIELD GOAL ATTEMPTS	G	Att	Att/G
Thornton, Marcus....	10	148	14.8
Randolph, Anthony...	10	105	10.5
Martin, Terry.....	10	92	9.2
Johnson, Chris.....	10	74	7.4
Spencer, Bo.....	10	49	4.9

FIELD GOALS MADE	G	Made	Made/G
Thornton, Marcus....	10	65	6.5
Randolph, Anthony...	10	55	5.5
Johnson, Chris.....	10	46	4.6
Martin, Terry.....	10	35	3.5
Spencer, Bo.....	10	22	2.2

3-POINT FG ATTEMPTS	G	Att	Att/G
Thornton, Marcus....	10	74	7.4
Martin, Terry.....	10	50	5.0
Spencer, Bo.....	10	36	3.6
Temple, Garrett.....	10	23	2.3
Johnson, Chris.....	10	14	1.4

3-POINT FGS MADE	G	Made	Made/G
Thornton, Marcus....	10	25	2.5
Martin, Terry.....	10	18	1.8
Spencer, Bo.....	10	15	1.5
Temple, Garrett.....	10	6	0.6
Johnson, Chris.....	10	6	0.6

FREE THROW ATTEMPTS	G	Att	Att/G
Randolph, Anthony...	10	41	4.1
Thornton, Marcus....	10	40	4.0
Temple, Garrett.....	10	31	3.1
Johnson, Chris.....	10	25	2.5
Spencer, Bo.....	10	18	1.8

FREE THROWS MADE	G	Made	Made/G
Thornton, Marcus....	10	33	3.3
Randolph, Anthony...	10	27	2.7
Temple, Garrett.....	10	23	2.3
Johnson, Chris.....	10	23	2.3
Spencer, Bo.....	10	14	1.4

SCORING AVERAGE	G	Pts	Avg/G
Thornton, Marcus....	10	188	18.8
Randolph, Anthony...	10	139	13.9
Johnson, Chris.....	10	121	12.1
Martin, Terry.....	10	93	9.3
Mitchell, Tasmin....	3	22	7.3
Spencer, Bo.....	10	73	7.3
Temple, Garrett.....	10	67	6.7
Mason, Dameon.....	5	11	2.2
Green, Garrett.....	8	17	2.1
Farrer, Alex.....	6	8	1.3
Terrebonne, Greg....	3	2	0.7
TEAM.....	10	0	0.0

LSU Category Leaders (as of Dec 19, 2007)  
All games

REBOUNDS	G	Reb	Reb/G
Randolph, Anthony...	10	76	7.6
Thornton, Marcus....	10	64	6.4
Johnson, Chris.....	10	50	5.0
Martin, Terry.....	10	41	4.1
Temple, Garrett.....	10	33	3.3

REBOUND AVERAGE	G	Reb	Avg/G
Randolph, Anthony...	10	76	7.6
Thornton, Marcus....	10	64	6.4
Mitchell, Tasmin....	3	17	5.7
Johnson, Chris.....	10	50	5.0
Martin, Terry.....	10	41	4.1

OFFENSIVE REBOUNDS	G	No.	Avg/G
Thornton, Marcus....	10	24	2.4
Randolph, Anthony...	10	17	1.7
Johnson, Chris.....	10	14	1.4
Martin, Terry.....	10	9	0.9
Temple, Garrett.....	10	6	0.6

DEFENSIVE REBOUNDS	G	No.	Avg/G
Randolph, Anthony...	10	59	5.9
Thornton, Marcus....	10	40	4.0
Johnson, Chris.....	10	36	3.6
Martin, Terry.....	10	32	3.2
Temple, Garrett.....	10	27	2.7

FOULS	G	No.	Per/G
Temple, Garrett.....	10	29	2.9
Randolph, Anthony...	10	24	2.4
Thornton, Marcus....	10	21	2.1
Johnson, Chris.....	10	18	1.8
Martin, Terry.....	10	17	1.7
Green, Garrett.....	8	17	2.1

FOULOUTS	G	No.
Randolph, Anthony...	10	1
Green, Garrett.....	8	1
Johnson, Chris.....	10	1

ASSISTS	G	No.	A/G
Temple, Garrett.....	10	34	3.4
Spencer, Bo.....	10	26	2.6
Randolph, Anthony...	10	18	1.8
Martin, Terry.....	10	17	1.7
Thornton, Marcus....	10	16	1.6

STEALS	G	No.	S/G
Randolph, Anthony...	10	17	1.7
Temple, Garrett.....	10	15	1.5
Thornton, Marcus....	10	15	1.5
Johnson, Chris.....	10	9	0.9
Mitchell, Tasmin....	3	7	2.3

BLOCKED SHOTS	G	No.	Blk/G
Randolph, Anthony...	10	32	3.2
Johnson, Chris.....	10	22	2.2
Temple, Garrett.....	10	11	1.1
Martin, Terry.....	10	6	0.6
Thornton, Marcus....	10	5	0.5

MINUTES	G	No.	Min/G
Thornton, Marcus....	10	338	33.8
Temple, Garrett.....	10	325	32.5
Randolph, Anthony...	10	284	28.4
Johnson, Chris.....	10	275	27.5
Martin, Terry.....	10	269	26.9

TURNOVERS	G	No.	TO/G
Johnson, Chris.....	10	27	2.7
Temple, Garrett.....	10	25	2.5
Randolph, Anthony...	10	23	2.3
Martin, Terry.....	10	22	2.2
Thornton, Marcus....	10	21	2.1

**LSU Team Game-by-Game (as of Dec 19, 2007)**  
**All games**

TEAM STATISTICS

Opponent	Date	Score	W/L	---TOTAL---		--3-PTRS--		FT-FTA		----REBOUNDS----				PF	A	TO	Blk	Stl	Pts	---Avg
				FG-FGA	Pct	3FG-FGA	Pct	Pct	Off	Def	Tot	Avg								
SOUTHEASTERN LOUISIAN	11/12/07	72-62	W	26-51	.510	6-16	.375	14-20	.700	3	26	29	29.0	15	13	14	8	11	72	72.0
MCNEESE STATE	11/14/07	78-74	W	27-56	.482	3-18	.167	21-29	.724	12	26	38	33.5	11	13	14	11	9	78	75.0
vs OKLAHOMA STATE	11-19-07	77-83	L	25-53	.472	11-25	.440	16-18	.889	9	22	31	32.7	25	14	26	7	5	77	75.7
vs CHAMINADE	11-20-07	78-72	W	32-68	.471	7-21	.333	7-14	.500	14	27	41	34.8	13	12	11	11	8	78	76.2
vs ARIZONA STATE	11-21-07	84-87	Lot	29-62	.468	12-33	.364	14-16	.875	13	24	37	35.2	25	18	20	5	4	84	77.8
NICHOLLS STATE	11/28/07	68-41	W	25-48	.521	7-20	.350	11-15	.733	13	26	39	35.8	13	10	21	9	7	68	76.2
SOUTHERN UNIVERSITY	11/30/07	88-45	W	35-65	.538	7-19	.368	11-15	.733	14	37	51	38.0	16	18	12	7	8	88	77.9
at Villanova	12/06/07	67-68	L	22-52	.423	7-23	.304	16-25	.640	9	30	39	38.1	23	14	16	14	7	67	76.5
NORTHWESTERN STATE	12/15/07	82-58	W	25-53	.472	9-20	.450	23-30	.767	5	29	34	37.7	10	17	17	7	12	82	77.1
at Wichita St.	12-19-07	47-67	L	18-58	.310	4-21	.190	7-9	.778	9	22	31	37.0	13	6	11	5	5	47	74.1
LSU		741		264-566	.466	73-216	.338	140-191	.733	101	269	370	37.0	164	135	162	84	76	741	74.1
Opponents		657		240-634	.379	64-210	.305	113-168	.673	152	232	384	38.4	181	108	154	28	85	657	65.7

Games played: 10  
Points/game: 74.1  
FG Pct: 46.6  
3FG Pct: 33.8  
FT Pct: 73.3

Rebounds/game: 37.0  
Assists/game: 13.5  
Turnovers/game: 16.2  
Assist/turnover ratio: 0.8  
Steals/game: 7.6  
Blocks/game: 8.4



LSU Opponent Game-by-Game (as of Dec 19, 2007)  
All games

OPPONENT STATISTICS

Opponent	Date	Score	W/L	---TOTAL---		--3-PTRS--		FT-FTA		----REBOUNDS----				PF	A	TO	Blk	Stl	Pts---Avg	
				FG-FGA	Pct	3FG-FGA	Pct	Pct	Off	Def	Tot	Avg	Pts						Avg	
SOUTHEASTERN LOUISIAN	11/12/07	72-62	W	25-63	.397	4-19	.211	8-14	.571	14	24	38	38.0	20	6	16	1	7	62	62.0
MCNEESE STATE	11/14/07	78-74	W	29-64	.453	12-23	.522	4-6	.667	10	21	31	34.5	22	10	14	5	7	74	68.0
vs OKLAHOMA STATE	11-19-07	77-83	L	27-58	.466	9-20	.450	20-24	.833	11	21	32	33.7	21	12	18	3	12	83	73.0
vs CHAMINADE	11-20-07	78-72	W	27-71	.380	13-33	.394	5-7	.714	18	27	45	36.5	16	15	14	0	5	72	72.8
vs ARIZONA STATE	11-21-07	84-87	Lot	31-62	.500	6-21	.286	19-29	.655	12	22	34	36.0	18	15	14	4	9	87	75.6
NICHOLLS STATE	11/28/07	68-41	W	16-53	.302	5-24	.208	4-14	.286	16	12	28	34.7	16	10	19	0	14	41	69.8
SOUTHERN UNIVERSITY	11/30/07	88-45	W	16-65	.246	3-19	.158	10-19	.526	17	18	35	34.7	14	4	14	4	9	45	66.3
at Villanova	12/06/07	67-68	L	21-62	.339	3-9	.333	23-34	.676	17	26	43	35.8	18	10	13	4	9	68	66.5
NORTHWESTERN STATE	12/15/07	82-58	W	22-71	.310	7-23	.304	7-7	1.000	20	28	48	37.1	23	11	21	4	6	58	65.6
at Wichita St.	12-19-07	47-67	L	26-65	.400	2-19	.105	13-14	.929	17	33	50	38.4	13	15	11	3	7	67	65.7
Opponents		657		240-634	.379	64-210	.305	113-168	.673	152	232	384	38.4	181	108	154	28	85	657	65.7
LSU		741		264-566	.466	73-216	.338	140-191	.733	101	269	370	37.0	164	135	162	84	76	741	74.1

Games played: 10  
Points/game: 65.7  
FG Pct: 37.9  
3FG Pct: 30.5  
FT Pct: 67.3

Rebounds/game: 38.4  
Assists/game: 10.8  
Turnovers/game: 15.4  
Assist/turnover ratio: 0.7  
Steals/game: 8.5  
Blocks/game: 2.8

LSU Game-by-Game Points-Rebounds-Assists (as of Dec 19, 2007)  
All games

Opponent	Date	Score	01	02	03	05	10	11	13	14	20	
			WL MITCHELL,	MASON,DAM	RANDOLPH,	THORNTON,	TERREBONN	SPENCER,B	MARTIN,TE	TEMPLE,GA	GREEN,GAR	
SOUTHEASTERN LOUISIANA	11/12/07	72-62	W	6- 2- 3	5- 1- 0	19-13- 2	27- 2- 2	DNP	7- 1- 2	6- 4- 3	0- 1- 1	DNP
MCNEESE STATE	11/14/07	78-74	W	16-14- 3	DNP	12- 7- 3	24- 3- 2	DNP	2- 1- 0	11- 5- 2	9- 2- 2	DNP
vs OKLAHOMA STATE	11-19-07	77-83	L	0- 1- 0	DNP	5- 5- 2	20- 3- 1	DNP	10- 1- 4	5- 6- 0	17- 3- 5	1- 2- 1
vs CHAMINADE	11-20-07	78-72	W	DNP	DNP	21- 9- 2	4- 2- 0	DNP	11- 3- 2	13- 7- 1	9- 4- 4	2- 4- 1
vs ARIZONA STATE	11-21-07	84-87	OL	DNP	DNP	21- 7- 1	18-12- 1	DNP	14- 2- 3	3- 2- 3	11- 5- 7	2- 0- 0
NICHOLLS STATE	11/28/07	68-41	W	DNP	2- 4- 1	6- 7- 1	24- 6- 1	0- 0- 0	11- 4- 3	4- 2- 1	0- 3- 2	4- 5- 0
SOUTHERN UNIVERSITY	11/30/07	88-45	W	DNP	2- 4- 2	24-11- 1	22- 7- 3	2- 0- 2	0- 1- 6	11- 7- 1	3- 4- 3	4- 8- 0
at Villanova	12/06/07	67-68	L	DNP	2- 3- 0	12- 6- 1	15-13- 2	DNP	5- 1- 3	14- 2- 2	8- 3- 6	0- 0- 0
NORTHWESTERN STATE	12/15/07	82-58	W	DNP	0- 0- 1	13- 8- 4	22- 5- 2	0- 0- 0	9- 3- 3	15- 3- 4	4- 6- 2	2- 1- 0
at Wichita St.	12-19-07	47-67	L	DNP	DNP	6- 3- 1	12-11- 2	DNP	4- 1- 0	11- 3- 0	6- 2- 2	2- 1- 0

Opponent	Date	Score	21	30	
			WL JOHNSON,C	FARRER,AL	
SOUTHEASTERN LOUISIANA	11/12/07	72-62	W	2- 2- 0	DNP
MCNEESE STATE	11/14/07	78-74	W	4- 3- 1	DNP
vs OKLAHOMA STATE	11-19-07	77-83	L	19- 5- 1	DNP
vs CHAMINADE	11-20-07	78-72	W	18-11- 1	0- 0- 1
vs ARIZONA STATE	11-21-07	84-87	OL	11- 5- 1	4- 1- 2
NICHOLLS STATE	11/28/07	68-41	W	16- 6- 0	1- 1- 1
SOUTHERN UNIVERSITY	11/30/07	88-45	W	20- 5- 0	0- 2- 0
at Villanova	12/06/07	67-68	L	11- 4- 0	DNP
NORTHWESTERN STATE	12/15/07	82-58	W	16- 2- 1	1- 2- 0
at Wichita St.	12-19-07	47-67	L	4- 7- 0	2- 0- 1

LSU Team High/Low Analysis (as of Dec 19, 2007)  
All games

LSU - TEAM GAME HIGHS

POINTS.....	88	vs Southern University (11/30/07)
	84	vs ARIZONA STATE (11-21-07)
	82	vs Northwestern State (12/15/07)
	78	vs CHAMINADE (11-20-07)
	78	vs McNeese State (11/14/07)
FIELD GOALS MADE.....	35	vs Southern University (11/30/07)
	32	vs CHAMINADE (11-20-07)
	29	vs ARIZONA STATE (11-21-07)
FIELD GOAL ATTEMPTS.....	68	vs CHAMINADE (11-20-07)
	65	vs Southern University (11/30/07)
	62	vs ARIZONA STATE (11-21-07)
FIELD GOAL PERCENTAGE.....	.538 (35-65)	vs Southern University (11/30/07)
	.521 (25-48)	vs Nicholls State (11/28/07)
	.510 (26-51)	vs Southeastern Louisiana (11/12/07)
3 PT FIELD GOALS MADE.....	12	vs ARIZONA STATE (11-21-07)
	11	vs OKLAHOMA STATE (11-19-07)
	9	vs Northwestern State (12/15/07)
3 PT FG ATTEMPTS.....	33	vs ARIZONA STATE (11-21-07)
	25	vs OKLAHOMA STATE (11-19-07)
	23	at Villanova (12/06/07)
3 PT FG PERCENTAGE.....	.450 ( 9-20)	vs Northwestern State (12/15/07)
	.440 (11-25)	vs OKLAHOMA STATE (11-19-07)
	.375 ( 6-16)	vs Southeastern Louisiana (11/12/07)
FREE THROWS MADE.....	23	vs Northwestern State (12/15/07)
	21	vs McNeese State (11/14/07)
	16	at Villanova (12/06/07)
	16	vs OKLAHOMA STATE (11-19-07)
FREE THROW ATTEMPTS.....	30	vs Northwestern State (12/15/07)
	29	vs McNeese State (11/14/07)
	25	at Villanova (12/06/07)
FREE THROW PERCENTAGE.....	.889 (16-18)	vs OKLAHOMA STATE (11-19-07)
	.875 (14-16)	vs ARIZONA STATE (11-21-07)
	.778 ( 7-9 )	at Wichita St. (12-19-07)
REBOUNDS.....	51	vs Southern University (11/30/07)
	41	vs CHAMINADE (11-20-07)
	39	at Villanova (12/06/07)
	39	vs Nicholls State (11/28/07)
ASSISTS.....	18	vs Southern University (11/30/07)
	18	vs ARIZONA STATE (11-21-07)
	17	vs Northwestern State (12/15/07)
STEALS.....	12	vs Northwestern State (12/15/07)
	11	vs Southeastern Louisiana (11/12/07)
	9	vs McNeese State (11/14/07)
BLOCKED SHOTS.....	14	at Villanova (12/06/07)
	11	vs CHAMINADE (11-20-07)
	11	vs McNeese State (11/14/07)
TURNOVERS.....	26	vs OKLAHOMA STATE (11-19-07)
FOULS.....	25	vs ARIZONA STATE (11-21-07)
	25	vs OKLAHOMA STATE (11-19-07)
	23	at Villanova (12/06/07)

LSU High/Low Analysis (as of Dec 19, 2007)  
All games

Opponent - GAME HIGHS

POINTS.....	87	vs ARIZONA STATE (11-21-07)
	83	vs OKLAHOMA STATE (11-19-07)
	74	vs McNeese State (11/14/07)
	72	vs CHAMINADE (11-20-07)
	68	at Villanova (12/06/07)
FIELD GOALS MADE.....	31	vs ARIZONA STATE (11-21-07)
	29	vs McNeese State (11/14/07)
	27	vs CHAMINADE (11-20-07)
	27	vs OKLAHOMA STATE (11-19-07)
FIELD GOAL ATTEMPTS.....	71	vs Northwestern State (12/15/07)
	71	vs CHAMINADE (11-20-07)
	65	at Wichita St. (12-19-07)
	65	vs Southern University (11/30/07)
FIELD GOAL PERCENTAGE.....	.500 (31-62)	vs ARIZONA STATE (11-21-07)
	.466 (27-58)	vs OKLAHOMA STATE (11-19-07)
	.453 (29-64)	vs McNeese State (11/14/07)
3 PT FIELD GOALS MADE.....	13	vs CHAMINADE (11-20-07)
	12	vs McNeese State (11/14/07)
	9	vs OKLAHOMA STATE (11-19-07)
3 PT FG ATTEMPTS.....	33	vs CHAMINADE (11-20-07)
	24	vs Nicholls State (11/28/07)
	23	vs Northwestern State (12/15/07)
	23	vs McNeese State (11/14/07)
3 PT FG PERCENTAGE.....	.522 (12-23)	vs McNeese State (11/14/07)
	.450 ( 9-20)	vs OKLAHOMA STATE (11-19-07)
	.394 (13-33)	vs CHAMINADE (11-20-07)
FREE THROWS MADE.....	23	at Villanova (12/06/07)
	20	vs OKLAHOMA STATE (11-19-07)
	19	vs ARIZONA STATE (11-21-07)
FREE THROW ATTEMPTS.....	34	at Villanova (12/06/07)
	29	vs ARIZONA STATE (11-21-07)
	24	vs OKLAHOMA STATE (11-19-07)
FREE THROW PERCENTAGE.....	1.000 ( 7-7 )	vs Northwestern State (12/15/07)
	.929 (13-14)	at Wichita St. (12-19-07)
	.833 (20-24)	vs OKLAHOMA STATE (11-19-07)
REBOUNDS.....	50	at Wichita St. (12-19-07)
	48	vs Northwestern State (12/15/07)
	45	vs CHAMINADE (11-20-07)
ASSISTS.....	15	at Wichita St. (12-19-07)
	15	vs ARIZONA STATE (11-21-07)
	15	vs CHAMINADE (11-20-07)
STEALS.....	14	vs Nicholls State (11/28/07)
	12	vs OKLAHOMA STATE (11-19-07)
	9	at Villanova (12/06/07)
	9	vs Southern University (11/30/07)
	9	vs ARIZONA STATE (11-21-07)
BLOCKED SHOTS.....	5	vs McNeese State (11/14/07)
	4	vs Northwestern State (12/15/07)
	4	at Villanova (12/06/07)
	4	vs Southern University (11/30/07)
	4	vs ARIZONA STATE (11-21-07)
TURNOVERS.....	21	vs Northwestern State (12/15/07)
FOULS.....	23	vs Northwestern State (12/15/07)
	22	vs McNeese State (11/14/07)
	21	vs OKLAHOMA STATE (11-19-07)

LSU High/Low Analysis (as of Dec 19, 2007)  
All games

LSU - GAME LOWS

POINTS.....	47	at Wichita St. (12-19-07)
	67	at Villanova (12/06/07)
	68	vs Nicholls State (11/28/07)
	72	vs Southeastern Louisiana (11/12/07)
	77	vs OKLAHOMA STATE (11-19-07)
FIELD GOALS MADE.....	18	at Wichita St. (12-19-07)
	22	at Villanova (12/06/07)
	25	vs OKLAHOMA STATE (11-19-07)
	25	vs Nicholls State (11/28/07)
	25	vs Northwestern State (12/15/07)
FIELD GOAL ATTEMPTS.....	48	vs Nicholls State (11/28/07)
	51	vs Southeastern Louisiana (11/12/07)
	52	at Villanova (12/06/07)
FIELD GOAL PERCENTAGE.....	.310 (18-58)	at Wichita St. (12-19-07)
	.423 (22-52)	at Villanova (12/06/07)
	.468 (29-62)	vs ARIZONA STATE (11-21-07)
3 PT FIELD GOALS MADE.....	3	vs McNeese State (11/14/07)
	4	at Wichita St. (12-19-07)
	6	vs Southeastern Louisiana (11/12/07)
3 PT FG ATTEMPTS.....	16	vs Southeastern Louisiana (11/12/07)
	18	vs McNeese State (11/14/07)
	19	vs Southern University (11/30/07)
3 PT FG PERCENTAGE.....	.167 ( 3-18)	vs McNeese State (11/14/07)
	.190 ( 4-21)	at Wichita St. (12-19-07)
	.304 ( 7-23)	at Villanova (12/06/07)
FREE THROWS MADE.....	7	vs CHAMINADE (11-20-07)
	7	at Wichita St. (12-19-07)
	11	vs Nicholls State (11/28/07)
	11	vs Southern University (11/30/07)
FREE THROW ATTEMPTS.....	9	at Wichita St. (12-19-07)
	14	vs CHAMINADE (11-20-07)
	15	vs Nicholls State (11/28/07)
	15	vs Southern University (11/30/07)
FREE THROW PERCENTAGE.....	.500 ( 7-14)	vs CHAMINADE (11-20-07)
	.640 (16-25)	at Villanova (12/06/07)
	.700 (14-20)	vs Southeastern Louisiana (11/12/07)
REBOUNDS.....	29	vs Southeastern Louisiana (11/12/07)
	31	vs OKLAHOMA STATE (11-19-07)
	31	at Wichita St. (12-19-07)
ASSISTS.....	6	at Wichita St. (12-19-07)
	10	vs Nicholls State (11/28/07)
	12	vs CHAMINADE (11-20-07)
STEALS.....	4	vs ARIZONA STATE (11-21-07)
	5	vs OKLAHOMA STATE (11-19-07)
	5	at Wichita St. (12-19-07)
BLOCKED SHOTS.....	5	vs ARIZONA STATE (11-21-07)
	5	at Wichita St. (12-19-07)
	7	vs OKLAHOMA STATE (11-19-07)
	7	vs Southern University (11/30/07)
	7	vs Northwestern State (12/15/07)
TURNOVERS.....	11	vs CHAMINADE (11-20-07)
	11	at Wichita St. (12-19-07)
FOULS.....	10	vs Northwestern State (12/15/07)
	11	vs McNeese State (11/14/07)
	13	vs CHAMINADE (11-20-07)
	13	vs Nicholls State (11/28/07)

LSU High/Low Analysis (as of Dec 19, 2007)  
All games

Opponent - GAME LOWS

POINTS.....	41	vs Nicholls State (11/28/07)
	45	vs Southern University (11/30/07)
	58	vs Northwestern State (12/15/07)
	62	vs Southeastern Louisiana (11/12/07)
	67	at Wichita St. (12-19-07)
FIELD GOALS MADE.....	16	vs Nicholls State (11/28/07)
	16	vs Southern University (11/30/07)
	21	at Villanova (12/06/07)
FIELD GOAL ATTEMPTS.....	53	vs Nicholls State (11/28/07)
	58	vs OKLAHOMA STATE (11-19-07)
	62	vs ARIZONA STATE (11-21-07)
	62	at Villanova (12/06/07)
FIELD GOAL PERCENTAGE.....	.246 (16-65)	vs Southern University (11/30/07)
	.302 (16-53)	vs Nicholls State (11/28/07)
	.310 (22-71)	vs Northwestern State (12/15/07)
3 PT FIELD GOALS MADE.....	2	at Wichita St. (12-19-07)
	3	vs Southern University (11/30/07)
	3	at Villanova (12/06/07)
3 PT FG ATTEMPTS.....	9	at Villanova (12/06/07)
	19	vs Southeastern Louisiana (11/12/07)
	19	vs Southern University (11/30/07)
	19	at Wichita St. (12-19-07)
3 PT FG PERCENTAGE.....	.105 ( 2-19)	at Wichita St. (12-19-07)
	.158 ( 3-19)	vs Southern University (11/30/07)
	.208 ( 5-24)	vs Nicholls State (11/28/07)
FREE THROWS MADE.....	4	vs McNeese State (11/14/07)
	4	vs Nicholls State (11/28/07)
	5	vs CHAMINADE (11-20-07)
FREE THROW ATTEMPTS.....	6	vs McNeese State (11/14/07)
	7	vs CHAMINADE (11-20-07)
	7	vs Northwestern State (12/15/07)
FREE THROW PERCENTAGE.....	.286 ( 4-14)	vs Nicholls State (11/28/07)
	.526 (10-19)	vs Southern University (11/30/07)
	.571 ( 8-14)	vs Southeastern Louisiana (11/12/07)
REBOUNDS.....	28	vs Nicholls State (11/28/07)
	31	vs McNeese State (11/14/07)
	32	vs OKLAHOMA STATE (11-19-07)
ASSISTS.....	4	vs Southern University (11/30/07)
	6	vs Southeastern Louisiana (11/12/07)
	10	vs McNeese State (11/14/07)
	10	vs Nicholls State (11/28/07)
	10	at Villanova (12/06/07)
STEALS.....	5	vs CHAMINADE (11-20-07)
	6	vs Northwestern State (12/15/07)
	7	vs Southeastern Louisiana (11/12/07)
	7	vs McNeese State (11/14/07)
	7	at Wichita St. (12-19-07)
BLOCKED SHOTS.....	0	vs CHAMINADE (11-20-07)
	0	vs Nicholls State (11/28/07)
	1	vs Southeastern Louisiana (11/12/07)
TURNOVERS.....	11	at Wichita St. (12-19-07)
FOULS.....	13	at Wichita St. (12-19-07)
	14	vs Southern University (11/30/07)
	16	vs CHAMINADE (11-20-07)
	16	vs Nicholls State (11/28/07)

LSU Player High/Low Analysis (as of Dec 19, 2007)  
All games

LSU - INDIVIDUAL GAME HIGHS

POINTS.....	27	Thornton, Marcus vs Southeastern Louisiana (11/12/07)
	24	Randolph, Anthony vs Southern University (11/30/07)
	24	Thornton, Marcus vs Nicholls State (11/28/07)
	24	Thornton, Marcus vs McNeese State (11/14/07)
	22	Thornton, Marcus vs Northwestern State (12/15/07)
	22	Thornton, Marcus vs Southern University (11/30/07)
FIELD GOALS MADE.....	10	Randolph, Anthony vs Southern University (11/30/07)
	9	Thornton, Marcus vs Southern University (11/30/07)
	9	Thornton, Marcus vs Nicholls State (11/28/07)
	9	Randolph, Anthony vs CHAMINADE (11-20-07)
	8	Randolph, Anthony vs ARIZONA STATE (11-21-07)
	8	Johnson, Chris vs CHAMINADE (11-20-07)
	8	Johnson, Chris vs OKLAHOMA STATE (11-19-07)
	8	Thornton, Marcus vs McNeese State (11/14/07)
	8	Thornton, Marcus vs Southeastern Louisiana (11/12/07)
FIELD GOAL ATT.....	19	Thornton, Marcus vs ARIZONA STATE (11-21-07)
	16	Thornton, Marcus vs McNeese State (11/14/07)
	15	Thornton, Marcus vs Northwestern State (12/15/07)
	15	Thornton, Marcus at Villanova (12/06/07)
	15	Thornton, Marcus vs Southern University (11/30/07)
	15	Thornton, Marcus vs Nicholls State (11/28/07)
	15	Johnson, Chris vs CHAMINADE (11-20-07)
FG PCT (min 7 made).....	.889 ( 8-9 )	Johnson, Chris vs OKLAHOMA STATE (11-19-07)
	.714 (10-14)	Randolph, Anthony vs Southern University (11/30/07)
	.700 ( 7-10)	Johnson, Chris vs Southern University (11/30/07)
	.643 ( 9-14)	Randolph, Anthony vs CHAMINADE (11-20-07)
	.636 ( 7-11)	Randolph, Anthony vs Southeastern Louisiana (11/12/07)
3 PT FG MADE.....	4	Thornton, Marcus vs Northwestern State (12/15/07)
	4	Martin, Terry at Villanova (12/06/07)
	4	Thornton, Marcus vs Southern University (11/30/07)
	4	Thornton, Marcus vs Nicholls State (11/28/07)
	4	Spencer, Bo vs ARIZONA STATE (11-21-07)
	4	Thornton, Marcus vs ARIZONA STATE (11-21-07)
	4	Thornton, Marcus vs Southeastern Louisiana (11/12/07)
3 PT FG ATTEMPTS.....	12	Thornton, Marcus vs ARIZONA STATE (11-21-07)
	10	Thornton, Marcus vs Northwestern State (12/15/07)
	8	Thornton, Marcus vs Nicholls State (11/28/07)
	8	Spencer, Bo vs ARIZONA STATE (11-21-07)
	8	Martin, Terry vs CHAMINADE (11-20-07)
	8	Thornton, Marcus vs McNeese State (11/14/07)
3-PT FG PCT (min 4 made).....	.667 ( 4-6 )	Martin, Terry at Villanova (12/06/07)
	.571 ( 4-7 )	Thornton, Marcus vs Southern University (11/30/07)
	.571 ( 4-7 )	Thornton, Marcus vs Southeastern Louisiana (11/12/07)
	.500 ( 4-8 )	Thornton, Marcus vs Nicholls State (11/28/07)
	.500 ( 4-8 )	Spencer, Bo vs ARIZONA STATE (11-21-07)
FREE THROWS MADE.....	8	Mitchell, Tasmin vs McNeese State (11/14/07)
	7	Randolph, Anthony vs Northwestern State (12/15/07)
	7	Thornton, Marcus vs Southeastern Louisiana (11/12/07)
	6	Thornton, Marcus at Wichita St. (12-19-07)
	6	Johnson, Chris vs Southern University (11/30/07)
	6	Johnson, Chris vs Nicholls State (11/28/07)
	6	Temple, Garrett vs ARIZONA STATE (11-21-07)
	6	Temple, Garrett vs OKLAHOMA STATE (11-19-07)
	6	Thornton, Marcus vs OKLAHOMA STATE (11-19-07)

	6	Thornton, Marcus vs McNeese State (11/14/07)
FREE THROW ATT.....	10	Randolph, Anthony vs Northwestern State (12/15/07)
	10	Mitchell, Tasmin vs McNeese State (11/14/07)
	9	Thornton, Marcus vs Southeastern Louisiana (11/12/07)
FT PCT (min 7 made).....	.800 ( 8-10)	Mitchell, Tasmin vs McNeese State (11/14/07)
	.778 ( 7-9 )	Thornton, Marcus vs Southeastern Louisiana (11/12/07)
	.700 ( 7-10)	Randolph, Anthony vs Northwestern State (12/15/07)
REBOUNDS.....	14	Mitchell, Tasmin vs McNeese State (11/14/07)
	13	Thornton, Marcus at Villanova (12/06/07)
	13	Randolph, Anthony vs Southeastern Louisiana (11/12/07)
	12	Thornton, Marcus vs ARIZONA STATE (11-21-07)
	11	Thornton, Marcus at Wichita St. (12-19-07)
	11	Randolph, Anthony vs Southern University (11/30/07)
	11	Johnson, Chris vs CHAMINADE (11-20-07)
ASSISTS.....	7	Temple, Garrett vs ARIZONA STATE (11-21-07)
	6	Temple, Garrett at Villanova (12/06/07)
	6	Spencer, Bo vs Southern University (11/30/07)
	5	Temple, Garrett vs OKLAHOMA STATE (11-19-07)
	4	Randolph, Anthony vs Northwestern State (12/15/07)
	4	Martin, Terry vs Northwestern State (12/15/07)
	4	Temple, Garrett vs CHAMINADE (11-20-07)
	4	Spencer, Bo vs OKLAHOMA STATE (11-19-07)
STEALS.....	4	Randolph, Anthony at Wichita St. (12-19-07)
	4	Thornton, Marcus vs Southern University (11/30/07)
	4	Mitchell, Tasmin vs McNeese State (11/14/07)
	4	Randolph, Anthony vs Southeastern Louisiana (11/12/07)
	3	Thornton, Marcus vs Northwestern State (12/15/07)
	3	Johnson, Chris vs Northwestern State (12/15/07)
	3	Temple, Garrett at Villanova (12/06/07)
	3	Randolph, Anthony vs Nicholls State (11/28/07)
	3	Temple, Garrett vs Nicholls State (11/28/07)
	3	Temple, Garrett vs CHAMINADE (11-20-07)
BLOCKED SHOTS.....	6	Johnson, Chris vs McNeese State (11/14/07)
	6	Randolph, Anthony vs Southeastern Louisiana (11/12/07)
	5	Randolph, Anthony vs Southern University (11/30/07)
	4	Randolph, Anthony vs Northwestern State (12/15/07)
	4	Randolph, Anthony at Villanova (12/06/07)
TURNOVERS.....	7	Johnson, Chris vs OKLAHOMA STATE (11-19-07)
FOULS.....	5	Randolph, Anthony at Villanova (12/06/07)
	5	Johnson, Chris vs ARIZONA STATE (11-21-07)
	5	Green, Garrett vs OKLAHOMA STATE (11-19-07)