



# LSU Fighting Tigers (13-17, 6-10)

at

## SEC Tournament--1st Rd. vs. South Carolina

March 13-16, 2008, 1 p.m. EST (LSU Sports Radio Network, Raycom Sports)  
Georgia Dome -- Atlanta, Ga.

### 2007-08 Schedule

OPPONENT	TIME
N1 BELHAVEN (Exh.)	W, 108-57
N6 GLOBAL SPORTS (Exh.)	W, 72-68
N12 SOUTHEASTERN LA. (CST)	W, 72-62
N14 MCNEESE STATE (CST)	W, 78-74
N19 1-Oklahoma State (ESPN2)	L, 77-83
N20 1-Chaminade (ESPN)	W, 78-72
N21 1-Arizona State (ESPN2) (ot)	L, 84-87
N28 NICHOLLS STATE (CST)	W, 88-41
N30 SOUTHERN	W, 88-45
D6 2-Villanova (ESPN)	L, 67-68.
D15 NORTHWESTERN STATE	W, 82-58
D19 At Wichita State (CST-TD)	L, 47-67
D22 OREGON STATE (CST)	W, 67-61
D29 WASHINGTON (FSN/SUN)	L, 65-73
J2 3-At Tulane (CSTV)	L, 63-68
J5 at Texas A&M (ESPN)	L, 53-79
J9 MISSISSIPPI STATE *	L, 39-61
J12 at Ole Miss * (FSN/SUN)	L, 71-74
J16 AUBURN *	L, 67-74
J19 at Vanderbilt * (Raycom)	L, 76-92
J26 ARKANSAS * (ESPN Classic)	L, 52-68
J30 at Auburn *	W, 81-80
F2 at Alabama * (Raycom)	L, 72-81
F9 TENNESSEE * (Raycom)	L, 45-47
F13 at Florida * (Raycom)	W, 85-73
F16 KENTUCKY * (Raycom)	L, 53-57
F20 at Arkansas * (Raycom)	L, 61-87
F23 OLE MISS * (FSN/SUN)	W, 69-49
F27 at South Carolina *	W, 62-55
M2 GEORGIA * (Raycom)	W, 81-64
M5 ALABAMA * (CST)	W, 80-74
M8 at Mississippi St. * (Raycom)	L, 75-84
M13 4-South Carolina (Raycom)	Noon

\* - Denotes SEC Games.  
1-EA Sports Maui Inv.; 2-Pizza Hut Big East/SEC Inv.; 3-New Orleans Arena; 4-SEC Tournament, Atlanta, Ga. (Georgia Dome)

### On the Air

#### TELEVISION \* Raycom Sports

Afternoon Bracket Play-by-Play: Tom Hammond; Analyst: Larry Conley; Sidelines: Dave Baker; Host: Dave Neal ... Tim Brando, Joe Dean, Jr. and Barry Booker calls the night bracket.

Stations in La (May not carry all games): Alexandria: KLAX; Baton Rouge: WAFB/WBXH; Lafayette: KADN; Lake Charles: KVHP; Monroe: KEJB; New Orleans: WUPL; Shreveport: KMSS

#### RADIO \* LSU Sports Radio Network

Play-by-Play: Jim Hawthorne  
Analyst/Host: Kevin Ford  
Available on SEC XM Satellite Radio

### Projected LSU Starters and Notes (based on last game):

- G 5 Marcus Thornton (6-4, 190, Jr., Baton Rouge) 19.7 ppg, 5.6 rpg**  
Third game over 35 at State (3/8) of 38, equaling the 38 he scored at Auburn (1/30) ... Had 36 in win vs. Georgia (3/2) ... 87 treys, 8 shy of school single season best ... Averaging a league best 21.6 points per game in league play ... Last three games averaging 33.7 points per game ... 17 games 20 or more.
- G 14 Garrett Temple (6-6, 185, Jr., Baton Rouge, La.) 6.6 ppg, 4.2 rpg, 3.7 apg**  
Career high eight assists vs. Alabama (3/5) ... 10 games of five assists or more this year ... Again a warrior on the court, averaging 34.7 minutes per game ... Top 10 at LSU in career assists, blocks.
- G 30 Alex Farrer (6-5, 200, So., Phoenix, Ariz.) 2.7 ppg, 1.7 rpg, 12.2 apg**  
His start at Florida (2/13) may have been most important with six assists, no turnovers and one steal in 30 minutes ... 11 off the bench against Arkansas (1/26) ... Stats don't tell story of his worth.
- C 21 Chris Johnson (6-11, 205, Jr., Montross, Va.) 11.5 ppg, 6.3 ppg, 2.7 bpg**  
Recent four game stretch blocking 5 vs. Ole Miss (2/23), 6 at SC (2/27), 7 vs. UGA (3/2) and Alabama (3/5) ... Has been big factor in team's improved play since return from Jan. 2 broken hand.
- F 3 Anthony Randolph (6-10, 190, Fr., Dallas, Texas) 15.4 ppg, 8.5 rpg, 2.3 bpg**  
Only player to start every games ... Four time SEC Freshman of the Week this season ... Awarded fourth after 20 points-10 rebounds at SC (2/27) and 19 points in win vs. UGA (3/2) ... Sixth all-time at LSU for single season blocks (70) ... 3rd in SEC in rebounds ... Ninth double double at State (3/8).

## Tigers On To SECs in Atlanta

The regular season is over and now a Tiger team which has seemingly remade itself in the last five weeks now enters its second season -- at the SEC Men's Basketball Tournament at the Georgia Dome in Atlanta.

The Tigers have played nine games under Head Coach Butch Pierre with a 5-4 record, including wins in four of the last five games and a couple others where the Tigers scared the heck out of teams they were big underdogs to ... In other words, LSU might not be the team someone really wants to see on the other side of the court.

The LSU team has used one word in their huddle since Butch Pierre took over as coach -- Relentless ... Now, the relentless Tigers look to see if there is still one amazing run to be made at this year's tournament and why not them.

### Tigers At The Georgia Dome

This will mark the ninth time the Georgia Dome has hosted the tournament since 1995,

but the final year before the league visits three different spots in the next four years with only a return to the Dome in 2011 ... LSU is 5-8 in 13 games in the tournament in the Dome ... Overall the city of Atlanta has played host to the tournament 12 times, including the first one in 1933 ... LSU has also played two other games in the Georgia Dome, in the 2006 Atlanta Regional, when LSU beat No. 1 and No. 9 Texas in overtime to advance to the NCAA Final Four.

### Long Time Since A Title

LSU last won the SEC Tournament Championship in 1980 in Birmingham when the Tigers beat Florida, Alabama and Kentucky to win the title ... LSU's last appearance in the finals was in 1993 when LSU beat Ole Miss and Vanderbilt before falling to Kentucky in Rupp Arena ... LSU lost in the finals in 1946, 1952, 1987 and 1993 ... LSU has advanced past the first game of the tournament in seven of the last eight years.

### Team Facts

#### LSU

**RECORD:** 13-17, 6-10

**LAST GAME:** L, 75-84, at Miss. State, 3/8/08

**RANKINGS:** NA

**INTERIM HEAD COACH:** Butch Pierre

**CAREER RECORD:** 5-4 (1st year)

**LSU RECORD:** 5-4 (1st year)

**VS. SOUTH CAROLINA:** 1-0

**LSU Sports Information**  
PO Box 25095, Baton Rouge, LA 70894

**Basketball Contact: C. Kent Lowe**  
www.LSUsports.net

**Phone - 225.578.8226**  
**Fax - 225.578.1861**



## CAREER SPECIALTY NUMBERS

### CAREER DOUBLE-FIGURE GAMES

Tasmin Mitchell 50  
Terry Martin 29  
Marcus Thornton 26  
Anthony Randolph 25  
Garrett Temple 22  
Chris Johnson 16  
Bo Spencer 4  
Alex Farrer 1

### CAREER DOUBLE-FIGURE REBOUNDS

Tasmin Mitchell 10  
Anthony Randolph 9  
Marcus Thornton 5  
Chris Johnson 2

### CAREER DOUBLE-DOUBLES

Anthony Randolph 9  
Tasmin Mitchell 8  
Marcus Thornton 5  
Chris Johnson 3

### CAREER THREE-POINTERS

Terry Martin 93  
Marcus Thornton 87  
Garrett Temple 84  
Tasmin Mitchell 69  
Bo Spencer 20  
Chris Johnson 17  
Alex Farrer 10  
Anthony Randolph 2  
Garrett Green 2

### CAREER ASSISTS

Garrett Temple 347  
Tasmin Mitchell 165  
Terry Martin 83  
Bo Spencer 42  
Marcus Thornton 41  
Alex Farrer 38  
Anthony Randolph 37  
Chris Johnson 26  
Quintin Thornton 7  
Garrett Green 5  
Greg Terrebbonne 3

### CAREER BLOCKS

Garrett Temple 89  
Chris Johnson 80  
Anthony Randolph 70  
Tasmin Mitchell 44  
Terry Martin 15  
Marcus Thornton 10  
Alex Farrer 6  
Garrett Green 5  
Quintin Thornton 2  
Bo Spencer 1

## 2007-08 LSU Men's Basketball Roster

NO.	NAME	CL.	POS.	HT.	WT.	EXP.	HOMETOWN/LAST SCHOOL
1**	Tasmin Mitchell	Jr.	F	6-7	228	2VL	Denham Springs, La./D. Spr. HS
3	Anthony Randolph	Fr.	F	6-10	205	HS	Dallas, Texas/Woodrow Wilson HS
5	Marcus Thornton	Jr.	G	6-4	198	JC	Baton Rouge, La./Kilgore College
10	Greg Terrebbonne	So.	G	6-0	205	1VL	Galliano, La./South LaFourche HS
11	Bo Spencer	Fr.	G	6-1	180	HS	Baton Rouge, La./Glen Oaks HS
13	Terry Martin	Jr.	G	6-6	207	1VL	Monroe, La./Texas Tech
14	Garrett Temple	Jr.	G	6-6	195	2VL	Baton Rouge, La./University HS
20	Garrett Green	Fr.	F	6-10	218	HS	Woodland Hills, Calif./Taft HS
21	Chris Johnson	Jr.	C	6-11	205	2VL	Montross, Va./Laurinburg Prep
30	Alex Farrer	So.	G	6-5	200	1VL	Phoenix, Ariz./St. Mary's HS
32	Quintin Thornton	Jr.	F	6-8	230	JC	Orlando, Fla./Odessa College

\*\*Injured; medical redshirt candidate

**Interim Head Coach:** Butch Pierre (Mississippi State, 1984), 11th year at LSU

**Assistant Coach:** John Treloar (Belhaven, 1979), 4th year at LSU

**Assistant Coach:** Chad Dollar (Milligan, 1996), 1st year at LSU

**Director of Basketball Operations:** Jeff Clapacs (Wooster, 2007), 1st year at LSU

## Transactions

Quintin Thornton injured his left pectoral muscle in the weight room, Oct.19. Underwent surgery, out for at least two months ... Returned to practice Jan. 8, played final moments of Miss. State game on Jan. 9 ... Dameon Mason missed McNeese game (11/14) and Maui Tournament (11/19-21) with viral infection on heart muscle ... Cleared Monday (11/26) to return to practice ... Tasmin Mitchell was taken out of Oklahoma State game (11/19) after six minutes, did not play the remainder of the Maui tournament ... Had a stress reaction in the shin bone area of his left foot ... Surgery was Nov. 29 ... Eligible for medical redshirt ... Dameon Mason missed Wichita State (12/19), Oregon State (12/22) and A&M (1/5) games while taking intercession classes ... Unable to play second semester because of NCAA rules regarding entering second semester GPA for fifth-year seniors ... Chris Johnson broke right hand in first two minutes of second half at Tulane (1/2) ... Returned in game at Auburn (1/30) ... John Brady removed by LSU Athletics as head coach; Associate Head Coach Butch Pierre named Interim Head Coach (2/8).

## Butch Pierre - LSU's Interim Head Coach

Butch Pierre is in his 11th year on the staff at LSU, joining as an assistant coach prior to the 1997-98 season and promoted to Associate Head Coach in 2002 .... He was named the Interim Head Coach on Feb. 8 ... A native of Darrow, La., Pierre was a prep and SEC standout in his playing days. At St. Amant High School in Louisiana, he was a prep-All-American and the school retired his jersey in 1980 ... Pierre started four seasons as point guard for Mississippi State.

ESPN's Dick Vitale prior to the season listed Pierre as one of his "Top Six" head coaching prospects among college assistant coaches. At LSU as chief recruiter he has helped LSU land four McDonald's and nine Parade prep All-Americans, seven junior college All-Americans and two who earned national junior college player of the year honors.

Pierre served as graduate assistant at Mississippi State (1984-86), assistant coach at Kentucky State (1986-88), assistant coach at Louisiana-Lafayette (1988-89), associate head coach at Louisiana-Lafayette (1989-96) and assistant coach at Charlotte (1996-97) prior to coming to LSU.

## An In-Season Coaching Change

The Tigers actually had a previous situation where there were two coaches in a season but that change came about because of World War II ... During the 1944-45 season, Jess Fatherree started the season as the head coach and was 11-7 when he was called to service for the country ... Assistant football coach A. L. Swanson stepped in as the head coach and finished with a 4-2 record as LSU finished the 1945 campaign with a record of 15-9 ... The next year Harry Rabenhorst returned from his war duty and resumed his coaching career as head basketball coach that was interrupted after the 1942 season ... He would coach a total of 29 years in his two stints, finishing his coaching career in 1957.

## Stats In The Butch Pierre Games

In the nine games since Coach Pierre took over as LSU coach, the Tigers are 5-

4 and averaging 67.9 points a game while giving up 66.7 points ... The team is shooting 42.7 percent from the floor compared to 41.1 percent for the nine opponents ... LSU is averaging 36.4 rebounds a game, with opponents at 37.7 a game ... LSU has 70 blocks in the eight games, an average of 7.8 a contest ... Marcus Thornton leads the team in scoring at 19.4 points per game, hitting 26-of-60 treys (43.3 percent) with Anthony Randolph averaging 18.3 points per game ... Chris Johnson is scoring at 12.0 a game and 9.0 rebounds ... Pierre was 3-2 in the Maravich Center and 2-2 on the road since taking over for John Brady 25 hours prior to the Feb 9 home game with Tennessee.

### LSU In The SEC Tournament

The Tigers are 42-47 overall in the SEC Tournament and 21-28 since the renewal ... This is the second straight year LSU has played on the first day of the tournament ... LSU has advanced to the semifinals four of the last six years ... LSU has one tournament title in 1980, making a total of five finals, the last in 1993 ... LSU's 24 semifinal appearances is second most behind Kentucky, among all league teams ... LSU has won at least one game in the tournament seven of the last eight years ... LSU's quarterfinal win in 2000 stopped a seven-game tournament losing streak ... This will mark the first time that LSU is the West 4 seed since 2002 when the Tigers won two games before losing in the semifinals.

### Last Game - Miss. State 84, LSU 75 (Starkville, 3/8/08)

Mississippi State stopped the Tigers four-game win streak on senior day in Starkville in a game marked with flurries by both teams, including a late flurry of threes by Marcus Thornton that forced Mississippi State to ice the game at the free throw line ... Thornton hit 13-of-27 shots, including 6-of-12 treys, to finish with his second 38 point game of the season, his third over 30 points in SEC play ... Chris Johnson had 17 points and Anthony Randolph had his ninth double double of the year with 14 points and 10 rebounds ... LSU shot 38.9 percent for the game (28-of-72) and hit 7-of-22 treys ... The 27 shots that Thornton took marks the first time an LSU player has taken more than 25 shots since Ronnie Henderson took 25 against Nicholls State in January 1996.

### The Series Against South Carolina

The Tigers have a 10-11 record against the Gamecocks with only one meeting in 1974 coming before South Carolina joined the league in 1992 ... LSU has won four straight games in the series, 79-64, in Baton Rouge in 2005; 64-61 in Columbia in 2006; 61-52 in Baton Rouge in 2007; and this year in Columbia, 62-55.

This will be the fourth time the teams have met on a neutral court with USC leading, 3-0, including two SEC Tournament games in New Orleans (1996, 85-76) and in Atlanta (2004, 85-64).

### The Scoring Lines in First Game Vs. South Carolina

Anthony Randolph - 34 min, 7-17 FG, 6-6 Ft, 10 rebounds, 1 steal, 20 points  
 Chris Johnson - 40 minutes, 5-10 FG, 1-4 3FG, 2-2 FT, 10 reb, 6 blks, 13 points  
 Marcus Thornton - 34 minutes, 4-12 FG, 2-8 3FG, 4-4 FT, 7 reb, 1 ast, 14 points  
 Garrett Temple - 40 minutes, 5-8 FG, 1-1 3FG, 3 reb, 2 ast, 1 blk, 1 stl, 11 points  
 Alex Farrer - 26 minutes, 0-3 FG, 0-2 3FG, 2-2 FT, 3 reb, 1 ast, 2 blks, 2 points  
 Terry Martin - 19 minutes, 0-2 FG, 0-1 3FG, 3 rebounds, 2 asts, 0 points  
 Garrett Green - 5 minutes, 1-2 FG, 0-1 3FG, 1 rebound, 2 points  
 Quinton Thornton - 2 minutes  
 Team - 22-54 FG, 4-17 3FG, 14-14 FT, 44 reb, 9 blks, 62 points  
 USC - 22-of-64 FG, 4-22 3FG, 7-7 FT, 28 reb, 4 blks, 55 points

### Nice Comeback At Home

LSU won its final three home games of the season against Ole Miss (69-49), Georgia (71-64) and Alabama (80-74) after losing its first five home games of 2008 ... LSU also took care of some business on the road, winning three games there as well ... LSU is one of six teams, and one of just two in the West, to have won three road games ... When LSU won its first league road game at Auburn in January, that stopped a 15-game overall road losing streak.

### Home, Road In The League; Road In The League; Stats Differ

The stats are much different at home and on the road in the Southeastern Conference as LSU finished eight home games shooting just 37.7 percent at home in the league (despite shooting 52 percent in the home finale against Alabama) compared

SEC STANDINGS		
Eastern Division		
TEAM	SEC	OVERALL
Tennessee	14-2	28-3
Kentucky	12-4	18-11
Vanderbilt	10-6	25-6
Florida	8-8	21-10
S. Carolina	5-11	13-17
Georgia	4-12	13-16
Western Division		
TEAM	SEC	OVERALL
Miss. State	12-4	21-9
Arkansas	9-7	20-10
Ole Miss	7-9	21-9
LSU	6-10	13-17
Alabama	5-11	16-15
Auburn	4-12	14-15

CAREER DOUBLE-DOUBLES			
ANTHONY RANDOLPH (9)			
Game	Date	Pts	Reb
SE La.	11/12/07	19	13
Southern	11/30/07	24	11
Ole Miss	1/12/08	18	11
Vanderbilt	1/19/08	14	19
Alabama	2/2/08	13	12
Kentucky	2/16/08	24	14
Ole Miss	2/23/08	15	11
S. Carolina	2/27/08	20	10
Miss. State	3/8/08	14	10
TASMIN MITCHELL (8)			
Game	Date	Pts	Reb
Southern	11/18/05	19	12
UL-Laf.	12/17/05	16	11
Duke	3/23/06	10	10
Texas	12/10/06	23	10
UConn	1/6/07	16	10
Ole Miss	1/17/07	19	10
Ole Miss	2/14/07	11	10
McNeese	11/14/07	16	14
MARCUS THORNTON (4)			
Game	Date	Pts	Reb
Ariz. State	11/21/07	18	12
Villanova	12/6/07	15	13
Wichita State	12/19/07	12	11
Georgia	3/2/08	36	10
CHRIS JOHNSON (3)			
Game	Date	Pts	Reb
Chaminade	11/20/07	18	11
Ole Miss	2/23/08	12	15
S. Carolina	2/27/08	13	10
Alabama	3/5/08	11	10
TIGER OPPONENTS IN POLLS			
Record at Time of Game	AP	ESPN/USAT	
Villanova (L, 67-68)	25	21	
Texas A&M (L, 53-79)	12	10	
Ole Miss (L, 71-74)	16	15	
Vanderbilt (L, 72-96)	16	14	
Tennessee (L, 45-47)	7	7	
Florida (W, 85-73)	RV	RV	
Arkansas (L, 61-87)	----	RV	
Miss. State (L, 75-84)	RV	25	

## THE STATISTICS

<b>Overall</b>	<b>LSU (SEC rank)</b>
Scoring Average	68.6 (11th)
Opp. PPG Average	68.9 (7th)
Scoring Differential	-0.3 (11th)
FG Percentage	42.7 (12th)
Opp. FG Percentage	42.1 (4th)
3PT FG Pct.	32.2 (11th)
Opp. 3FG Pct.	34.6 (7th)
3 FGs per Game	6.43 (9th)
FT Percentage	74.0 (1st)
Rebound Avg.	35.5 (9th)
Opp. Reb. Avg.	37.9 (11th)
Reb. Differential	-2.4 (11th)
Assist Average	11.73 (11th)
TO Average	13.6
Blocks Average	6.50 (2nd)
Steals Average	6.10 (10th)

<b>SEC Stats</b>	<b>LSU</b>
Scoring Average	66.8 (9th)
Opp. PPG Average	70.6 (6th)
Scoring Differential	-3.8 (9th)
FG Percentage	41.1 (11th)
Opp. FG Percentage	44.1 (6th)
3PT FG Pct.	31.0 (11th)
Opp. 3FG Pct.	37.5 (11th)
3 FGs per Game	6.00 (10th)
Free Throw Pct.	75.0 (1st)
Rebound Avg.	35.6 (7th)
Opp. Reb. Avg.	37.0 (10th)
Reb. Differential	-1.4 (9th)
Assists Average	10.75 (11th)
Turnover Average	12.3
Blocks Average	5.81 (2nd)
Steals Average	5.25 (10th)

### LSU Scoring Runs

5-0	38
6-0	22
7-0	21
8-0	11
9-0	6
10-0	2
11-0	3
12-0	2
13-0	1
14-0	1
15-0	
16-0	
17-0	1

### Opp. Scoring Runs

5-0	42
6-0	26
7-0	15
8-0	14
9-0	8
10-0	2
11-0	2
12-0	2
13-0	1
14-0	1
15-0	1
-----	
21-0	1

to 41.8 percent for opponents ... In eight home games beyond the arc, LSU shot 26.6 percent (41-of-154) compared to 37.4 percent for opponents (52-of-139) ... LSU's 26.6 percent is way up after the last two games when LSU was a combined 12-of-30 (40 percent) from the arc in the final two home games, both LSU wins.

On the road, LSU shot 44.5 percent from the floor and 35.3 percent from the arc (55-of-156), while opponents difference is much closer at 46.4 percent and 37.5 percent (66-of-176) ... LSU averages 72.9 points on the road but when it loses it has had a hard time holding down the score of the opponents, averaging 78.2 points ... In the five road losses, opponents have scored 74, 92, 81, 87 and 84.

Also a problem is that on the road LSU had a closer to even assist/turnover mark (93/101) while at home in the league LSU has 79 assists to 95 turnovers.

### **Thornton Hits Three Times for More Than 35**

When Marcus Thornton hit for 38 points at Auburn (1/30) it marked at that time the most points anyone had scored in an SEC game since LSU's Ronnie Henderson had 40 versus Alabama on Feb. 11, 1995 ... Only seven other players have scored more than 38 points for the Tigers in LSU history ... It marked the first time anyone at LSU had broken the 30-point barrier since Darrel Mitchell scored 32 in LSU's 113-101 double overtime win over Ohio State on Jan. 15, 2005.

But Thornton didn't just settle on that one game, even though it would eventually be surpassed by the 42 of Shan Foster of Vanderbilt late in the year ... Thornton had 36 against Georgia at home on March 2 and then after a pedestrian 27 in the Alabama win (3/5), finished the season with another 38 point game at Mississippi State (3/8).

In the Auburn 38-point game, he had eight treys and only twice before in LSU history has someone made more than eight three-pointers in a single game, both by Chris Jackson ... Jackson had the school record of 10 against Tennessee on Feb. 10, 1990 and nine against Ole Miss on March 4, 1989 ... Maurice Carter (vs. Arkansas, 1/2/99) and Ronnie Henderson (vs. Kentucky, 2/15/94) are the only two other players to have made eight threes in a contest.

The last two LSU players to have three games of 36 points or more in the same season were Shaquille O'Neal in 1991 (36, 38, 38 - same as Thornton) and Chris Jackson in 1989 (37-37-40).

### **At The PMAC**

LSU finished the year 9-6 at home and continued the trend of LSU never having a losing season in the building ... The Tigers were 8-8 in 1997-98 and 6-6 in 1974-75 ... The season proved to be a home aberration as LSU is 52-13 since the start of the 2004-05 season ... LSU is 203-115 in conference play and 24-8 since the 2004-05 season in league play.

### **The Pete Maravich Assembly Center**

This was the 37th season of play in the building and LSU is now 423-145 in the building (74.5 percent).

The Tigers played at home this year on a brand new wood floor that was installed earlier in the month. The floor was designed by Jason Feirman in the LSU Athletics Publications office and made by Connor Sports Flooring in Arlington, Illinois.

### **On The Neutral Court**

The Tigers were 1-2 on the neutral court this year in three games in the Maui Invitational ... LSU lost to Oklahoma State by six (83-77) and in overtime to Arizona State (87-84) with a win over Chaminade (78-72) ... LSU was 1-2 on neutral courts last year and in 2006, in the year LSU went to the NCAA Final Four, the Tigers were 6-3 ... In LSU's history, the Tigers are 120-115 on neutral courts and starting with the 1999-2000 season, LSU is 27-19 on neutral courts.

### **Anthony Randolph Earns Four SEC Freshman of Week Honors**

The Dallas native earned his fourth SEC Freshman of the Week honor for his play in LSU wins at South Carolina (2/27) and Georgia (3/2) ... Since the award began prior to the 2005-06 season, Randolph becomes just the second player to win the award four times in a single season, joining Jamont Gordon of Mississippi State who won the award four times in 2006.

Against South Carolina, Randolph posted his eighth double double and his seventh game over 20 points with 20 points and 10 rebounds in LSU's 62-55 win, while against Georgia he scored 19 points in the 71-64 win.

He previously won the award for his play against Florida (2/13) and Kentucky

(2/16) when he had 22 points and five rebounds against the Gators and 24 points and 14 rebounds against the Wildcats ... His other SEC FOW came in the Auburn-Alabama week in January when he scored 17 of his 21 points in the second half to help LSU to its first conference win at Auburn and then had 13 points and 12 rebounds against Alabama.

Randolph also won SEC FOW honors after the season opener in November when he had 19 points, 13 rebounds and six blocks against Southeastern Louisiana.

### M. Thornton Wins First POW Honor

The two players who had the most prolific scoring games in 15 years in the league were honored as co-Players of the Week in the league for their high scoring efforts the final week of the season ... Marcus Thornton joined Shan Foster of Vanderbilt in sharing the final honor ... Thornton scored 27 points in a win over Alabama (3/5) and then tried to rally the Tigers back last Saturday at Mississippi State equaling his career high for the season with 38 points.

### 60 Percent From The Floor At Florida

LSU shot an even 60 percent from the field against Florida (2/13), including 64 percent in the second half (33-of-55 for the game) ... Ironically, it was just one day short of a year ago that LSU last shot 60 percent from the field for a game, hitting 60.9 percent (28-of-46) against Ole Miss on Feb. 14, 2007 ... LSU best previous field goal percentage for a game this season came against Southern (Nov. 30) when LSU shot 53.8 percent (35-of-65) LSU best previous SEC shooting percentage was in the Tigers' other win at Auburn, shooting 50.8 percent (31-of-61).

### Garrett Temple Featured On Raycom Telecasts As SEC Community Service Team POW

LSU junior guard Garrett Temple was featured recently on Raycom Sports as the SEC Community Service Team Player of the Week.

The Baton Rouge native has been an active part in the community all his life. This year, he pitched in besides former Tiger and NBA superstar Shaquille O'Neal in helping build Polk Elementary a playground ... He spearheaded the Halloween BOOzar event for men's basketball. Temple organized the basketball activity in the Fieldhouse where the local kids could and come and play an activity with each sport ... He also was a huge part of the Christmas Toy Drive, where he raised money to buy an underprivileged child clothes and toys for the "Christmas with the Tigers" event.

A player is highlighted each week on the Raycom broadcasts and by the SEC for his accomplishments in the community and in the classroom ... This is the 10th year for the SEC Community Service Team for men's basketball.

### 1940s Star Frank Brian To Be Living Legend At SEC Tournament

Frank Brian, a star at LSU in the 1940s and a member of the 1940s All-Decade team will join the distinguished list of former players who have represented LSU as Living Legends at the SEC Men's Basketball Tournament.

Brian earned All-SEC honors both before and after stints in World War II and went on to earn Rookie of the Year honors in the NBL, the league that eventually would become the NBA ... He was the team's leading scorer in 1947 at 17.6 points per game ... He is a member of the Louisiana Sports Hall of Famer and a member of the Louisiana Association of Basketball Coaches hall of Fame.

LSU's other Living Legends over the years: 1999 - Bob Pettit; 2000 - Durand Macklin; 2001 - Joe Dean; 2002 - Ricky Blanton; 2003 - Pete Maravich; 2004 - Dale Brown; 2005 - Bobby Lowther; 2006 - Dick Maile; 2007 - Collis Temple, Jr.; 2008 - Frank Brian.

### Can't Make Free Throws? Not True. See First LSU-USC Game

LSU made all 14 and South Carolina made all seven of their free throw attempts in Columbia (2/27) for one of those oddities in college basketball ... The last time LSU went double digit perfect at the line was March 11, 1983 when LSU made 11-of-11 against Tennessee.

In a response to an email to NCAA stat guru Gary Johnson regarding a perfect night from two Division I teams in the same game at the free throw line, Johnson wrote that the only thing in the NCAA record book is the entry for two teams of Purdue (25-25) and Wisconsin (22-22) on Feb. 7, 1976. There is nothing deeper than that on file in the NCAA office although surely there must have been other games where such an oddity took place.

## TIGER TRENDS

<u>LSU RECORD...</u>	<u>07-08</u>	<u>SINCE 97</u>
In November	5-2	39-9
In December	2-3	53-16
In January	1-7	38-52
In February	3-4	38-47
In March	2-1	29-18
In April		0-1

### LSU vs. AP Ranked Opponents

At home	0-1	12-17
On the road	0-4	3-30
Neutral		8-5

### LSU's Record in Games...

Decided by 5 pts or less	2-5	50-49
Decided by 10 pts or less	8-11	81-84
Decided 11 pts or more	5-6	117-58
At night	10-8	144-85
During the day	3-9	54-56
Decided in Overtime	0-1	8-8
Televised	9-15	92-95

### LSU's Record When Scoring...

Less than 60 points	0-5	10-60
60-69 points	4-6	53-52
70-79 points	4-5	62-29
80-89 points	5-1	44-3
90-99 points		23-0
100 or more points		5-0

### LSU's Record When Allowing...

Less than 60 points	5-1	100-17
60-69 points	3-6	66-42
70-79 points	4-4	25-45
80-89 points	1-5	5-35
90-99 points	0-1	0-4
100 or more points		1-1

### LSU's Record When...

Leading at the half	7-6	155-31
Losing at the half	4-11	34-103
Tied at the half	2-0	8-9
Lead 10 minutes left	8-1	165-24
Losing 10 minutes left	4-14	29-113
Tied 10 minutes left	1-2	3-6
Lead 5 minutes left	12-1	171-19
Losing 5 minutes left	0-14	20-116
Tied 5 minutes left	1-2	6-8

### LSU's Record When Shooting...

50% or higher	6-0	94-17
Less than 50%	7-17	103-126
Better than opponent	10-3	163-34
Worse than opponent	3-12	34-106
Even Shooting	0-2	0-3
More 3PT FGs than opp.	7-6	92-37

### LSU's Record When...

Outrebounding opp.	6-4	159-34
Outrebounded by opp.	6-12	35-100
Equal rebounds	1-1	3-9

### LSU's Record When Committing...

Fewer TO than opp.	10-4	103-33
More TO than opp.	2-11	82-100
Equal TO	1-2	12-10
15 or fewer TO	11-9	119-62

**MISCELLANEOUS  
SEC TOURNAMENT FACTS**

**All-Tournament LSU Players**

DeWayne Scales -- 1980  
Durand "Rudy" Macklin -- 1980  
Howard Carter -- 1981  
John Williams -- 1986  
Nikita Wilson -- 1987  
Anthony Wilson -- 1987  
Jamie Brandon -- 1993  
Geert Hammink -- 1993  
Antonio Hudson -- 2002, 2005  
Ronald Dupree -- 2003  
Brandon Bass -- 2005  
Glen Davis -- 2006

**Tourney MVPs From LSU**

DeWayne Scales -- 1980  
John Williams -- 186

**Leading Scorers from LSU**

Joe Bill Adcock -- 1946 -- 74 pts.  
DeWayne Scales -- 1980 -- 68 pts  
Anthony Wilson -- 1987 -- 79 pts  
Antonio Hudson -- 2000 -- 63 pts

**LSU SEC Tourney Records  
Against The Field**

Alabama -- 2-5  
Arkansas -- 1-2  
Auburn -- 5-3  
Florida -- 8-2  
Georgia -- 5-3  
Kentucky -- 1-14  
Ole Miss -- 5-3  
Miss. State -- 2-2  
South Carolina -- 0-2  
Tennessee -- 3-6  
Vanderbilt -- 6-3

Former Members;  
Georgia Tech -- 1-0  
Sewanee -- 1-0  
Tulane -- 2-2

**SEC Basketball Living  
Legends From LSU**

1999 -- Bob Pettit  
2000 -- Durand "Rudy" Macklin  
2001 -- Joe Dean  
2002 -- Ricky Blanton  
2003 -- Pistol Pete Maravich  
2004 -- Dale Brown  
2005 -- Bobby Lowther  
2006 -- Dick Maile  
2007 -- Collis Temple, Jr.  
2008 -- Frank Brian

**Divisional Seeds For LSU**

West 1 -- 2000, 2006  
West 2 -- 1992, 1993, 2004, 2005  
West 3 -- 2003  
West 4 -- 2002, 2008  
West 5 -- 1994, 1995  
West 6 -- 1996, 1997, 1998, 1999, 2001,  
2007

**M. Thornton Among League Leaders In Scoring/20 Pt Games**

With Thornton's great finish to the season, the LSU junior college transfer finished the regular season second in games of 20 points or more this season ... Shan Foster of Vanderbilt had 18 with Thornton right behind with 17 ... In conference games only, Thornton was the league leader with 10 games of 20 or more behind Devan Downey of South Carolina and Chris Lofton of Tennessee with nine each.

Earlier in SEC play, Thornton had a streak of six games over 20 points -- 25 at Ole Miss (1/12), 27 versus Auburn (1/16), 27 at Vandy (1/19), 20 versus Arkansas (1/26), 38 at Auburn (1/30) and 22 at Alabama (2/2) (the complete list of his 20-point games by LSU this season can be found in the 20-point box on page 11 of the notes).

Thornton's injury that limited him to just two points in four minutes at Arkansas (2/20) dropped him out of contention for the league scoring title, but his big last three games have him back on top in SEC game stats ... Here are the top players in both overall entering the SEC Tournament and in the SEC games:

**Overall**

1. **Shan Foster, VU, 20.6 ppg**
2. **Marcus Thornton, LSU, 19.7 ppg**
3. **Devan Downey, SC, 18.3 ppg**
4. **Richard Hendrix, Ala, 17.7 ppg**

**SEC Games**

1. **Marcus Thornton, LSU, 21.6 ppg**
2. **Shan Foster, Vandy, 20.1 ppg**
3. **Devan Downey, SC, 18.1 ppg**
4. **Joe Crawford, UK, 18.0 ppg**

Thornton's game-by-game totals in the last three games:

**Vs. UGA - 39 minutes, 12-21 FG, 5-7 3FG, 7-12 FT, 10 rebounds, 36 points**

**Vs. Ala - 38 minutes, 10-17 FG, 4-8 3FG, 3-4 FT, 4 rebounds, 27 points**

**At Miss. St. - 40 minutes, 13-27 FG, 6-12 3FG, 6-7 FT, 4 rebounds, 38 points**

**Totals - 117 minutes, 35-65 FG (53.8%), 15-27 3FG (55.5%), 16-23 FT (69.5%), 18 reb, 101 pts (33.7 ppg)**

Thornton's 81.4 percent free throw percentage is ranked third in the league (92-of-113) ... His three-point percentage of 38.0 percent is the seventh best in the league.

**The Few, The Proud, The Tigers**

The Tigers dressed just eight players against Texas A&M (1/2) but upped things to nine players at Ole Miss (1/12) with the addition of Quintin Thornton on the roster and now back to 10 with the return of Chris Johnson at Auburn (1/30) ... Thornton, no relation to Marcus Thornton, tore his pectoral muscle on the first week of preseason practice in an individual workout session and was finally cleared to practice on Jan. 8 ... He played three minutes in his first action since Canada as an LSU Tigers against Mississippi State (1/9) ... Johnson returned in the second Auburn game (1/30) after breaking a bone in his hand against Tulane on Jan. 2 ... Tasmin Mitchell remains out for the season after surgery for an ankle fracture suffered early in non-conference play, although he has dressed in the last two games in support of his godfather moving into the head coaching chair as LSU head coach, Butch Pierre.

**Randolph One Of The Top SEC Freshman**

We've already discussed Anthony Randolph of Dallas and his weeks that earned him FOW honors from the SEC ... He is one of the top SEC freshman, averaging 15.4 points per game (14th in the league) ... He also is averaging 8.4 rebounds which ranked third overall in rebounds ... Randolph also averages 1.2 steals and 2.3 blocks ... His scoring average ranks fifth among league freshman, the rebound average is first, the steals is third and his blocks per game average is first among league freshman ... Randolph's 70 blocks puts him sixth on the LSU single season block list behind just the three seasons of Shaquille O'Neal, Tyrus Thomas and Stromile Swift. (See page 12 of notes).

Randolph had his ninth double double against Mississippi State and that ranks him tied for the third most double doubles in the league.

## M. Thornton-Randolph Among League's Top Combos

A total of six pairs of players in the league have combined to average 30 or more points in the Southeastern Conference and Marcus Thornton of LSU and Anthony Randolph are presently second:

**Shan Foster and A. J. Ogilvy, Vandy - 37.3**

**Marcus Thornton and Anthony Randolph, LSU - 35.1**

**Jamont Gordon and Charles Rhodes, Miss. State - 34.3**

**Patrick Patterson and Joe Crawford, Kentucky - 33.5**

**Devan Downey and Zam Frederick, S. Carolina - 32.9**

**Richard Hendrix and Alonzo Gee, Alabama - 32.3**

## Thornton-Randolph Make District NABC Team

The National Association of Basketball Coaches announced their 15 All-District teams and two LSU players were recognized for their play in District 8 which covers Division I schools in Louisiana and southern Arkansas ... LSU junior three-point star Marcus Thornton was named to the five-man first team and join all-first team selections as eligible for the State Farm Division I All-America teams to be announced on April 5 in San Antonio at the NABC Convention ... Freshman forward Anthony Randolph was named to the District 8 second team.

## Alex Farrer Shows He Belongs For Tigers

The redshirt sophomore has made his presence felt on the LSU team this season not so much as a scorer but just in the steady play he provides ... Never more was that seen than in the win at Florida (2/13), as he had six assists, no turnovers and four steals in 30 minutes ... Farrer has seen action in 26 games, starting 13 this season, averaging 17.1 minutes a game, but over 22 minutes in conference play with all 13 starts in the SEC ... Farrer's best scoring game was 11 against Arkansas (1/26).

## Chris Johnson Showing His Best

He was out nearly a month in January with a broken hand suffered in the Tulane game on Jan. 2 ... LSU started out winless in the league before he returned on Jan. 30 at Auburn and played 24 minutes, helping LSU to its first league win ... Two games later he was back in the starting lineup and the junior started the final nine games of the season ... He has averaged 11.5 points per game, 6.3 rebounds and 2.7 blocks per game ... Patience has been the key for Johnson as he spent the majority of the time on the bench in his first two years before getting the chance to move into a primary starting spot this season ... Over the course of the last five games of the season, Johnson pulled down 56 rebounds and had 26 blocked shots.

## Garrett Temple In School Top 10 In Career Assists, Blocks

Temple did his part in the win at Auburn (1/30), although it didn't come from the scoring category ... But in the process he equaled his career high in rebounds with eight and also equaled his career high in assists with seven ... He came back in the Alabama game (2/2) and upped his career rebound high to nine with five assists and three steals as the junior played all 40 minutes ... Temple's presence was never more evident than in the game at Florida (2/13) as he had five assists and two steals in 34 minutes ... Temple played the final eight minutes after biting completely through his lip as he was knocked to the floor with 11 minutes to play .... Florida managed their best rally with Temple on the sidelines being attended to by the LSU training staff cutting the game to four points, but when a fired up Temple returned, he led a 9-0 LSU run that got the game back in the Tigers favor.

Each game it is something different and in the Alabama win, Temple finally broke through after eight games of seven assists in his career by dishing out eight assists in the game against the Crimson Tide (3/5) in 29 minutes.

The junior has spent much of his career dishing out timely assists and this season leads the team with 110 assists (through 29 games this year leads the team with 108 assists (3.67 average, eighth best in the league) ... That gives him a total of 347 career assists, eighth most for career assists at LSU ... He has 131 career steals and is five short of moving into the top 10 in that category at LSU ... Against Oregon State (12/22), he blocked two shots to move into the school top 10 list for blocked shots and now has 89 for his career, eighth all-time at LSU.

## Tall and Lean Tigers Blocking Shots

This has been a team that could block shots all season long and part of the

SCORING BREAKDOWN					
CLASS	PTS	PCT.			
Freshmen	608	29.5			
Sophomores	75	3.6			
Juniors	1353	65.7			
Seniors	22	1.1			
SCORING	PTS	PCT.			
Starters	1728	83.9			
Bench	330	16.0			
POINTS IN PAINT	PTS	APG			
LSU	814	27.1			
Opponents	874	29.1			
POINTS OFF TO	PTS	APG			
LSU	455	15.1			
Opponents	438	14.6			
BENCH SCORING	PTS	APG			
LSU	330	11.0			
Opponents	565	18.8			
FT% LAST 5 MINUTES	PCT				
LSU (52-61, 85.2-SEC)	101-134	75.4			
Opponents (49-70, 70.0-SEC)	104-139	74.8			
FG% LAST 5 MINUTES	PCT				
LSU (50-122, 41.0-SEC)	99-226	43.8			
Opponents (49-114, 43.0-SEC)	92-223	41.3			
3FG% LAST 5 MINUTES	PCT				
LSU (16-51, 31.4-SEC)	29-95	30.5			
Opponents (14-46, 30.4-SEC)	22-86	25.6			
W-L RECORDS OF STARTING LINEUPS					
1-0 -- Temple, Martin, M. Thornton, Randolph, Mitchell					
1-1 -- Martin, M. Thornton, Johnson, Randolph, Mitchell					
5-5 -- Martin, M. Thornton, Johnson, Temple, Randolph					
0-2 -- Spencer, Martin, M. Thornton, Temple, Randolph					
0-1 -- Temple, Martin, M. Thornton, Randolph, Green					
1-3 -- Temple, Farr, M. Thornton, Randolph, Q. Thornton					
0-1 -- Temple, Spencer, M. Thornton, Q. Thornton, Randolph					
5-3 -- Temple, Farr, M. Thornton, Randolph, Johnson					
0-1 -- Temple, Farr, Martin, Randolph, Johnson					
LEADING SCORERS -- M. Thornton 18, Randolph 7, Johnson 3, Martin 2					
LEADING REBOUNDERS -- Randolph 17, Johnson 9, M. Thornton 5, Temple 2, Mitchell 1, Martin 1, Q. Thornton 1					
LEAD ASSISTS -- Temple 20, Martin 4, Randolph 4, Spencer 4, Mitchell 3, M. Thornton 2, Farrer 2					
DUNKS -- Randolph 39, Johnson 19, Green 4, Temple 4, M. Thornton 2, Martin 1, Q. Thornton 1					
DOUBLE FIGURE SCORING GAMES -- Randolph 28, M. Thornton 25, Johnson 17, Martin 14, Temple 7, Spencer 4, Mitchell 1, Farrer 1					
DOUBLE DOUBLE -- Randolph 9, Thornton 4, Johnson 4, Mitchell 1					
NO. OF DOUBLE FIGURES BY GAME					
1	2	3	4	5	6/more
	9	9	11	1	



## **STREAKING**

### **Consecutive Games in Double Figures**

Anthony Randolph 8  
Marcus Thornton 5  
Chris Johnson 2

### **Consecutive Games Without Fouling Out**

Alex Farrer 40  
Marcus Thornton 30  
Tasmin Mitchell 29  
Bo Spencer 29  
Garrett Green 23  
Anthony Randolph 22  
Garrett Temple 16  
Quintin Thornton 16  
Terry Martin 13  
Greg Terrebonne 9  
Chris Johnson 5

### **Consecutive Gms. 3PT FG**

Marcus Thornton 4  
Chris Johnson 2

### **Consecutive Games Scored in**

Anthony Randolph 30  
Marcus Thornton 28  
Chris Johnson 25  
Garrett Temple 18  
Terry Martin 2  
Garrett Green 1  
Greg Terrebonne 1

### **Consecutive Games Started**

Anthony Randolph 30  
Garrett Temple 26  
Alex Farrer 11  
Chris Johnson 9  
Marcus Thornton 5

blocked shot tandem is back with the return of Chris Johnson to go with Anthony Randolph making the duo one of the top shot blocking tandems in the nation.

The Alabama game (3/5) marked the second time this year that the LSU team blocked 14 shots, just two off the school record of 16 set by the Shaquille O'Neal-Stanley Roberts team of 1990 ... Against the Crimson Tide, 12 of the blocks came from Johnson and Randolph as Johnson blocked seven and Randolph five ... Marcus Thornton had the other two blocked shots.

The Tigers 14 blocks at Villanova (12/6) was a little more spread out with Randolph blocking four, Garrett Temple, Johnson and former player Dameron Mason three each and Terry Martin with one.

LSU had its third best block night in the win versus Ole Miss (2/23) this year with 12 (Johnson 5, Randolph 4, Temple 2, Farrer 1).

The 12 against Ole Miss moved LSU past last year's total of 155 blocks and entering the SEC Tournament, LSU now has 195 blocks this season, needing just four blocks to move past the 1990-91 team into fourth all-time in blocks for a single season ... LSU is averaging 6.5 blocks a game compared to 4.8 a year ago ... The Tigers are second in the league ... Ten players have blocked shots this year, led by the 70 of Randolph and the 65 of Johnson.

### **Scoring Issues**

Scoring 80 or more points has always been good to LSU over the years and there haven't been too many times in the last 11 years that the Tigers have surrendered 80 points.

When LSU scored 80 points vs. Alabama (3/5) and won, it gave LSU a record of 72-3 since 1997 when scoring at least 80 points in a game ... However, seven times this year, LSU surrendered 80 points or more, just a total of 45 times the Tigers have allowed 80 or more points since 1997 and LSU is now 6-38 when allowing 80 points (1-6 this season) during that time period.

### **Florida, LSU Still Have Best Home Win Marks**

Since the start of the 2002-03 season, Florida and LSU have had the best total of home wins ... LSU will remain second for another season:

Florida 87  
LSU 77  
Tennessee 76  
Vanderbilt 75  
Alabama 72  
Kentucky 69  
Arkansas 68  
Mississippi St. 61  
South Carolina 59  
Georgia 57  
Auburn 57  
Ole Miss 54

### **Louisiana Home Win Streak**

LSU completed its home slate of games against Louisiana schools Dec. 15 against Northwestern State with LSU winning all five of its games this year (Southeastern Louisiana, McNeese State, Nicholls State, Southern and Northwestern State), extending LSU's winning streak in the Maravich Center against Louisiana schools to 67 games ... LSU last lost to a Louisiana school in the PMAC on Dec. 6, 1988 when Louisiana Tech beat LSU in overtime, 111-109 ... The present streak started two nights later on Dec. 8, 1988 when the Tigers defeated McNeese State ... A total of 42 of those wins have come in the John Brady era.

### **Playing Without Tasmin Mitchell**

One of the biggest factors of the 2007-08 season has been having to learn to play without a staple of the 2006 and 2007 seasons in the LSU lineup, junior forward Tasmin Mitchell ... Mitchell, who started every game in his freshman and sophomore seasons is probably out for the remainder of the year after undergoing surgery on his left ankle for a stress fracture of his shin bone ... Mitchell averaged 11.4 points a game during LSU's Final Four season in 2006 and then averaged 14.5 points last season ... Mitchell was a pre-season coaches All-SEC selection for the 2007-08 season ... Mitchell started the first three games of the season, to run his consecutive game start-

ing streak to 71, but had to go to the bench in pain after just six minutes of the LSU-Oklahoma State game in Maui (11/21) ... He underwent surgery on Nov. 29 and while the recovery and rehab process is six-to-eight weeks, it is expected that he will use a medical redshirt and be available for two more seasons for LSU.

### Three-Point Shooting Notes

The Tigers are averaging 6.4 treys a game, while averaging 20 attempts a game ... LSU is 14 attempts shy of the school record 614 attempts taken by the 1995-96 team ... With 193 makes, LSU is seven away from being the fourth team at LSU to make 200 treys in a season ... The LSU record for makes in a season is 215 by the 2002-03 team.

In the Arizona State (11/21) game, LSU's 33 attempts was just seven shy of the school record for attempts ... In fact, Marcus Thornton's 12 attempts in that game was the first time anyone had attempted more than 10 three-pointers in a game since Torris Bright in 2002 ... Against Oregon State (12/22), Thornton's six makes was the first time someone made at least six attempts since Antonio Hudson against Louisiana-Lafayette in November 2004 ... He equaled that in the first Auburn game (1/15) and now has taken that to another level with his eight makes at Auburn (1/30).

For the season, LSU is hitting at 32.2 percent (193-of-600) ... LSU hit 10 treys at Auburn (1/30), the fourth time LSU was in double figures from the arc (11 vs. Oklahoma State 11/19; 12 vs. Arizona State, 11/21; and 10 versus Oregon State (12/22) and Auburn (1/30)) ... For the season, opponents are making 6.7 a game and 34.6 percent (201-of-581).

### Thornton Maybe In View Of LSU Mark Thought Unbreakable

Entering the SEC Tournament, Marcus Thornton is in view of a record that hasn't been touchable since it was established at LSU in the first year of the three-point shot in 1986-87 ... That year Anthony Wilson posted 95 treys in his senior season ... The closest anyone has ever come is Chris Jackson in 1988-89 at 88 ... Now Thornton after his run of threes late in the season, Marcus Thornton is at 87 career makes, needing one to go past Jackson and eight to tie and nine to become the all-time single season three-point maker ... The junior college transfer may need two good games in the tournament to break the mark.

### Rebounding

The rebound totals have stabilized a bit for LSU after recovering from a nine-game stretch earlier in the year in which it was outrebounded every game by a combined 85 boards ... LSU, in winning, was handled on the board as Florida (2/13) out rebounded LSU, 39-22 and 18-5 on the offensive boards ... In three previous LSU wins, LSU out rebounded Ole Miss (2/23), by five, 51-46; South Carolina (2/27), 44-28; and, Georgia, 40-36 ... LSU was +25 on the boards in those three games before Alabama posted a 42-25 number on the Tigers in the LSU win on March 5 ... LSU was down 24-8 on the boards at the half and Ole Miss had 13 boards.

The 51 boards against Ole Miss marked the second time this year LSU has grabbed 50 rebounds in a contest ... The Wichita game in December was the first time an opponent had recorded 50 rebounds against LSU since the Wyoming game of Jan. 2001.

In past years, LSU's out rebounding opponents has been a key component in LSU winning: 21-5 when having the most boards in 2006 and 16-6 a year ago ... The Tigers have won 159 of 192 games (82.7 percent) since 1997 when out rebounding the opponent ... LSU has averaged more rebounds than the opponents in each of the last 10 seasons.

With LSU winning against Alabama (3/5) in score, but down in rebounding, it marked the sixth time in 18 games that LSU has won this year when outrebounded and the 35th time in 136 games since 1997 that LSU has won when out rebounded.

LSU is averaging 35.3 boards a game, while giving up 37.9 rebounds a game.

LSU is -75 to the opponents in offensive rebounds with opponents having kept possessions alive 413 times, compared to 338 for the Tigers.

### More On Free Throw Percentage

This team, despite its record, will go down as one of the most successful free throw shooting teams in the school's 100 year history of basketball.

Entering the SEC Tournament, the Tigers are the best in the league at 375-of-507 or 74.0 percent ... The percentage is topped by the 84.6 percent of Chris Johnson (44-of-52) and the 92-of-113 (81.4 percent) by Marcus Thornton. LSU's free throw per-

## CAREER RECORDS

### LSU ASSIST LEADERS

1. Kenny Higgs	1974-78	645
2. Ethan Martin	1977-81	638
3. Torris Bright	2000-03	544
4. Pete Maravich	1967-70	425
5. Derrick Taylor	81-82; 83-86	401
6. Mike Darnall	1972-75	399
7. Darrel Mitchell	2002-06	367
8. Garrett Temple	active	347

### LSU STEAL LEADERS

1. Clarence Ceasar	1991-95	310
2. Ethan Martin	1977-81	279
3. Torris Bright	2000-03	246
4. Darrel Mitchell	2002-06	219
5. Derrick Taylor	81-82; 83-86	207
6. Jerry Reynolds	1982-85	194
7. Darryl Joe	1986-88	173
8. Jermaine Williams	1998-02	154
9. Leonard Mitchell	1980-84	151
10. Vernel Singleton	1988-92	136
10. Johnny Jones	1980-84	136
--		
xx. Garrett Temple	active	131

### LSU BLOCK LEADERS

1. Shaquille O'Neal	1989-92	412
2. Stromile Swift	1998-00	130
3. Glen Davis	2004-07	110
4. Brandon Bass	2003-05	104
5. Jose Vargas	1984-88	100
6. Tyrus Thomas	2005-06	99
7. Lionel Green	1975-79	94
8. Jaime Lloreda	2002-04	89
8. Garrett Temple	active	89
10. Leonard Mitchell	1980-84	82
---		
** Chris Johnson	active	80

## 20-POINT GAMES

38-Marcus Thornton, at Miss. State (3/8)  
38-Marcus Thornton, at Auburn (1/30)

36-Marcus Thornton, vs. Georgia (3/2)

29-A. Randolph vs. Alabama (3/5)

27-Marcus Thornton, vs. Alabama (3/5)  
27-Marcus Thornton, at Vandy (1/19)  
27-Marcus Thornton, vs. Auburn (1/16)  
27-Marcus Thornton, vs. SE La. (11/12)

25-Marcus Thornton, at Ole Miss (1/12)

24-Anthony Randolph, vs. Kentucky (2/16)  
24-Anthony Randolph, vs. Southern (11/30)  
24-Marcus Thornton, vs. Nicholls (11/28)  
24-Marcus Thornton vs. McNeese (11/14)

22-Anthony Randolph, at Florida (2/13)  
22-Marcus Thornton, at Alabama (2/2)  
22-Marcus Thornton vs. NW State (12/15)  
22-Marcus Thornton vs Southern (11/30)

21-A. Randolph, at Auburn (1/30)  
21-A. Randolph, vs. Nicholls (11/28)  
21-A. Randolph, vs. Arizona State (11/30)

20-A. Randolph at South Carolina (2/27)  
20-Marcus Thornton, at Florida (2/13)  
20-Marcus Thornton, vs. Arkansas (1/26)  
20-Marcus Thornton, vs. Ore. St. (12/22)  
20-Chris Johnson, vs. Southern (11/30)  
20-Marcus Thornton vs. Okla St. (11/19)

## Single Season Records

### **LSU BLOCK LEADERS**

1. Shaquille O'Neal	1991-92	157
2. Shaquille O'Neal	1990-91	140
3. Shaquille O'Neal	1989-90	115
4. Tyrus Thomas	2005-06	99
5. Stromile Swift	1999-00	95
<b>6. Anthony Randolph</b>	<b>2007-08</b>	<b>70</b>
<b>7. Chris Johnson</b>	<b>2007-08</b>	<b>65</b>

### **LSU 3 PT FIELD GOALS MADE**

1. Anthony Willson	1986-87	95
2. Chris Jackson	1989-90	88
<b>3. Marcus Thornton</b>	<b>2007-08</b>	<b>87</b>

### **LSU TEAM BLOCK LEADERS**

1. 2005-06	236
2. 1989-90	225
3. 1991-92	206
4. 1990-91	198
<b>5. 2007-08</b>	<b>195</b>

### **LSU TEAM FT PCT. LEADERS**

1. 1988-89	.770
2. 1985-86	.750
<b>3. 2007-08</b>	<b>.740</b>
4. 1963-64	.737
5. 2004-05	.730
6. 1969-70	.727
7. 1972-73	.720

### **LSU 3-POINT FG ATTEMPTS**

1. 1995-96	614
<b>2. 2007-08</b>	<b>600</b>
3. 2002-03	571
3. 2004-05	571

### **LSU 3-POINT FGS MADE**

1. 2002-03	215
2. 2004-05	205
3. 2001-02	204
4. 1999-00	196
5. 2000-01	194
5. 1995-96	194
<b>7. 2007-08</b>	<b>193</b>

centage is the third best presently in school history for a single season.

In conference play, LSU's worst hiccup was in the first Ole Miss game (1/12) when LSU made just 7-of-15 (46.7 percent), the first time LSU was below 50 percent in a game since the 2006 national semifinals against UCLA ... The Tigers were a league best 75 percent (195-of-260) in the 16 SEC games.

One problem for the Tigers in the Tennessee (2/9) loss was that LSU could only get to the free throw line a grand total of four times, one of the fewest times LSU has gotten to the line in modern times.

Last season, the Tigers hit 70 percent at the free throw line, making 403-of-572 free throws during the 32-game season ... It was just the second time since 1997 that an LSU team made 70 percent of their free throws and just missed the top 10 for school all-time free throw percentage marks.

In the last five minutes of SEC games, LSU is 85.2 percent at the stripe (52-of-61).

### **NBA Playing With Five Former Tigers On Rosters**

The National Basketball Association presently has five former LSU Tigers on its rosters although some of their locations have changed in the last several weeks:

**Brandon Bass -- 3rd yr -- Dallas Mavericks (first year after two with New Orleans)**  
**Glen Davis -- rookie year -- Boston Celtics (2nd round pick by Seattle, traded to Boston)**

**Shaquille O'Neal - 16th yr - Traded to Phoenix (4th team after Orlando, LA, Miami)**  
**Stromile Swift -- 8th year - Traded to N.J. (drafted 3rd by Vancouver/Memphis, Houston, Memphis)**

**Tyrus Thomas -- 2nd yr -- Chicago Bulls (4th pick 2006 by Portland, traded to Chicago)**

### **Tigers Sign Four On First Day Of Fall Signing Period**

The LSU basketball team signed four student-athletes signed national letters-of-intent with the LSU men's basketball team. Signing with the Tigers were:

**J'Mison Morgan - Dallas (Texas) South Oak Cliff High - 6-10 center**  
**Storm Warren - Monroe (La.) Richwood High School - 6-6 forward**  
**Delwan Graham - Dunwoody (Ga.) High School - 6-7 small forward**  
**Dennis Harris - Jonesboro (Ga.) Mundy's Mills High School - 6-10 combo forward**

### **Win and Advance**

The only way there is a next from here on out for LSU is to keep winning ... So if LSU is able to beat South Carolina the next would be facing East No. 1 seed Tennessee, the regular season champions who have a bye in the first round ... That game will be played on Friday afternoon at 1 p.m. and televised by Raycom Sports.

# The Last Time LSU ...

## ALL GAMES

### Scoring

Less Than 50 points .....	45 -- vs. Tennessee (45-47), 2/9/08
50-59 points .....	52 -- vs. Arkansas (52-68), 1/26/08
60-69 points .....	62 -- at South Carolina (62-55), 2/27/08
70-79 points .....	75 -- at Miss. State (75-84), 3/8/08
80-89 points .....	80 -- vs. Alabama (80-74), 3/5/08
90-99 points .....	92 -- vs. Miss. Valley (92-58), 12/28/06
100 or more points .....	104 -- vs. Nicholls State (104-57), 11/21/05

### Opponents Scoring

Less than 50 points .....	49 -- by Ole Miss (49-69), 2/23/08
50-59 points .....	55 -- by South Carolina (55-62), 2/27/08
60-69 points .....	64 -- by Georgia (64-71), 3/2/08
70-79 points .....	74 -- by Alabama (74-80), 3/5/08
80-89 points .....	84 -- by Miss. State (84-75), 3/8/08
90-99 points .....	92 -- by Vanderbilt (92-76), 1/19/08
100 or more points .....	101 -- by Ohio State (101-113), 1-15-05

### Field Goal Percentage

Shot 20-29 percent .....	29.0 -- vs. Arkansas (20-69), 1/26/08
Shot 30-39 percent .....	38.9 -- at Miss. State (28-72), 3/8/08
Shot 40-49 percent .....	40.7 -- at South Carolina (22-54), 2/27/08
Shot 50-59 percent .....	52.9 -- vs. Alabama (27-51), 3/5/08
Shot 60-69 percent .....	60.0 -- at Florida (33-55), 2/13/08
Shot 70 percent or above .....	70.3 -- vs. Centenary (45-64), 1-15-03

### Opponents Field Goal Percentage

Shot 20-29 percent .....	26.8 -- by Ole Miss (19-71), 2/23/08
Shot 30-39 percent .....	34.4 -- by South Carolina (22-64), 2/27/08
Shot 40-49 percent .....	45.2 -- by Miss. State (28-62), 3/8/08
Shot 50-59 percent .....	52.4 -- by Arkansas (33-63), 2/20/08
Shot 60-69 percent .....	60.0 -- by W. Va. (33-55), 11-27-04

### Three-Point FG Percentage

Shot less than 10 percent .....	0.0 -- vs. UCLA (NCAA FF) (0-6), 4/1/06
Shot 10-19 percent .....	15.9 -- vs. Tennessee (3-20), 2/9/08
Shot 20-29 percent .....	23.5 -- at South Carolina (4-17), 2/27/08
Shot 30-39 percent .....	31.8 -- at Miss. State (7-22), 3/8/08
Shot 40-49 percent .....	41.2 -- vs. Alabama (7-17), 3/5/08
Shot 50-59 percent .....	57.1 -- at Ole Miss (4-7), 2/14/07
Shot 60 percent or more .....	63.6 -- vs. Georgia (7-11), 1/25/06

### Opponents Three-Point FG Percentage

Shot less than 10 percent .....	7.1 -- by Georgia (1-14), 1/25/06
Shot 10-19 percent .....	18.2 -- by South Carolina (4-22), 2/27/08
Shot 20-29 percent .....	22.7 -- by Ole Miss (5-22), 2/23/08
Shot 30-39 percent .....	33.3 -- by Alabama (5-15), 3/5/08
Shot 40-49 percent .....	40.0 -- by Miss. State (8-20), 3/8/08
Shot 50-59 percent .....	50.0 -- by Kentucky (7-14), 2/16/08
Shot 60 percent or more .....	66.7 -- by Arkansas (10-15), 1/26/08

### Free Throw Percentage

Shot less than 50 percent .....	46.7 -- at Ole Miss (7-15), 1/12/08
Shot 50-59 percent .....	57.7 -- at Arkansas (15-26), 2/20/08
Shot 60-69 percent .....	64.3 -- vs. Georgia (18-28), 3/2/08
Shot 70-79 percent .....	70.6 -- at Miss. State (12-17), 3/8/08
Shot 80-89 percent .....	82.4 -- vs. Ole Miss (14-17), 2/23/08
Shot 90-99 percent .....	90.5 -- vs. Alabama (19-21), 3/5/08
Shot 100 percent .....	100.0 -- at South Carolina (14-14), 2/27/08

### Rebounds

Had 20-29 rebounds .....	25 -- vs. Alabama, 3/5/08
Had 30-39 rebounds .....	34 -- at Arkansas, 2/20/08
Had 40-49 rebounds .....	41 -- at Miss. State, 3/8/08
Had 50-59 rebounds .....	51 -- vs. Ole Miss, 2/23/08
Had 60 or more rebounds .....	60 -- vs. Troy State, 12-22-98

### Opponent Rebounds

Less than 20 rebounds .....	19 -- by South Carolina, 1-12-05
20-29 rebounds .....	28 -- by South Carolina, 2/27/08
30-39 rebounds .....	36 -- by Georgia, 3/2/08
40-49 rebounds .....	40 -- by Miss. State, 3/8/08
50-59 rebounds .....	50 -- by Wichita State, 12/19/07

### Assists

Less than 5 assists .....	4 -- vs. Miss. State, 1/9/08
5-10 assists .....	7 -- at Miss. State, 3/8/08
11-15 assists .....	13 -- vs. Ole Miss, 2/23/08
16-20 assists .....	19 -- at Florida, 2/13/08
21-25 assists .....	20 -- vs. Alabama, 3/5/08
26-30 assists .....	26 -- vs. ULM, 11/19/06
31 or more assists .....	33 -- vs. Georgia State, 12-28-94

### Opponent Assists

Less than 5 assists .....	4 -- by Southern, 11/30/07
5-10 assists .....	9 -- by Miss. State, 3/8/08
11-15 assists .....	12 -- by Alabama, 3/5/08
16-20 assists .....	18 -- by Arkansas, 2/20/08
21-25 assists .....	21 -- by Vanderbilt, 1/19/08
26-30 assists .....	28 -- by Fresno State, 11-26-97
31 or more assists .....	33 -- by Kentucky, 1-16-96

### Blocks

0 blocks .....	0 -- vs. Auburn, 1/16/08
1-5 blocks .....	2 -- at Miss. State, 3/8/08
6-10 blocks .....	9 -- at South Carolina, 2/27/08
11-15 blocks .....	14 -- vs. Alabama, 3/5/08
16 or more blocks .....	16 -- vs. Texas, 1-2-90

### Opponent Blocks

0 blocks .....	0 -- by Nicholls, 11/28/07
1-5 blocks .....	2 -- by Alabama, 3/5/08
6-10 blocks .....	10 -- by Miss. State, 3/8/08
11-15 blocks .....	11 -- by UConn, 1/6/07

### Steals

0 steals .....	0 -- vs. Georgia Tech, 3-17-90
1-5 steals .....	4 -- at Miss. State, 3/8/08
6-10 steals .....	6 -- vs. Alabama, 3/5/09
11-15 steals .....	12 -- vs. Northwestern State, 12/15/07
16 or more steals .....	22 -- vs. Arkansas, 2-17-01

### Opponent Steals

0 steals .....	0 -- by Florida, 2/19/05
1-5 steals .....	2 -- by Miss. State, 3/8/08
6-10 steals .....	8 -- by Georgia, 3/2/08
11-15 steals .....	13 -- by Tennessee, 2/9/08
16 or more steals .....	16 -- by Miami (Fla.), 12-27-01

# The Last Time An LSU Player...

## ALL GAMES

Scored 20-24 points .....	20 Anthony Randolph, at South Carolina, 2/27/08
Scored 25-29 points .....	29 Anthony Randolph, vs. Alabama, 3/5/08
.....	27 Marcus Thornton, vs. Alabama, 3/5/08
Scored 30-34 points .....	32 Darrel Mitchell, vs. Ohio State, 1-15-05
Scored 35-39 points .....	38 Marcus Thornton, at Miss. State, 3/8/08
Scored 40-45 points .....	40 Ronnie Henderson, vs. Alabama, 2-11-95
Scored 45-49 points .....	46 Chris Jackson, vs. Vanderbilt, 2-18-90
Scored 50-54 points .....	51 Chris Jackson, vs. Texas, 1-2-90
Scored 55-59 points .....	55 Chris Jackson, vs. Ole Miss, 3-4-89
Scored 60 or more.....	64 Pete Maravich, vs. Kentucky, 2-21-70
Scored double figures in 5 straight games.....	8 Anthony Randolph, 2/13/08 to 3/8/08
.....	5 Marcus Thornton, 2/23/08 to 3/8/08
Scored double figures in 10 straight games.....	10 Marcus Thornton, 1/5/08 to 2/13/08
Scored double figures in 15 straight games.....	48 Glen Davis, 3/5/05 to 12/17/06
Scored double figures in 20 straight games.....	48 Glen Davis, 3/5/05 to 12/17/06
Scored double figures in 25 straight games.....	48 Glen Davis, 3/5/05 to 12/17/06
Scored double figures in 30 straight games.....	48 Glen Davis, 3/5/05 to 12/17/06
Scored double figures in 35 straight games.....	48 Glen Davis, 3/5/05 to 12/17/06
Scored double figures in 40 straight games.....	48 Glen Davis, 3/5/05 to 12/17/06
Scored double figures in 45 or more straight game .....	48 Glen Davis, 3/5/05 to 12/17/06
Scored 20 points or more in 2 straight games .....	2 Marcus Thornton, 27 vs. Alabama (3/5/08); 38 at Miss. State, (3/8/08)
.....	
Scored 20 points or more in 3 straight games .....	3 Marcus Thornton, 36 vs. Georgia (3/2/08); 27 vs. Alabama (3/5/08); 38 at Miss. State (3/8/08)
.....	
Scored 20 points or more in 4 straight games .....	4 Marcus Thornton, 27 at Vandy (1/19/08); 20 vs. Arkansas (1/26/08); 38 at Auburn (1/30/08); 22 at Alabama (2/2/08)
.....	
Scored 20 points or more in 5 straight games .....	6 Marcus Thornton, 25 at Ole Miss (1/12/08); 27 vs. Auburn (1/16/08); 27 at Vandy (1/19/08); 20 vs. Arkansas (1/26/08); 38 at Auburn (1/30/08); 22 vs. Alabama (2/2/08)
.....	
Scored 30 points or more in consecutive games.....	3 Ronnie Henderson, 40 vs. Alabama, 2-11-95; 30 vs. Ole Miss, 2-15-95; 33 vs. Georgia, 2-18-95
.....	
Made 10-14 field goals in a game.....	13 Marcus Thornton, at Miss. State, 3/8/08
Made 15 or more field goals in a game .....	18 Shaquille O'Neal, vs. Northern Arizona, 12-28-91
Attempted 15-19 field goals in a game .....	16 Anthony Randolph, vs. Alabama, 3/5/08
.....	17 Marcus Thornton, vs. Alabama, 3/5/08
Attempted 20-24 field goals in a game .....	21 Marcus Thornton, vs. Georgia, 3/2/08
Attempted 25-29 field goals in a game .....	27 Marcus Thornton, at Miss. State, 3/8/08
Attempted 30 or more field goals in a game .....	34 Ronnie Henderson, vs. Oklahoma State, 12-20-94
Made 5 three pointers in a game .....	5 Marcus Thornton, vs. Georgia, 3/2/08
Made 6-9 three pointers in a game.....	6 Marcus Thornton, at Mississippi State, 3/8/08
Made 10 or more three pointers in a game .....	10 Chris Jackson, vs. Tennessee, 2-10-90
Attempted 7 three pointers in a game .....	7 Marcus Thornton, vs. Georgia, 3/2/08
Attempted 8-10 three pointers in a game .....	8 Marcus Thornton, vs. Alabama, 3/5/08
Attempted 11 or more three pointers in a game .....	12 Marcus Thornton, at Miss. State, 3/8/08

# The Last Time An LSU Player...

## ALL GAMES

Had 10-14 rebounds .....	10 Anthony Randolph, at Miss. State, 3/8/08
Had 15-19 rebounds .....	15 Chris Johnson, vs. Georgia, 3/2/08
Had 20 or more rebounds.....	21 Jaime Lloreda, vs. McNeese State, 11-24-03
Had 10 or more rebounds in 2 straight games .....	2 Chris Johnson, 15 vs. Georgia, 3/2/08; 10 vs. Alabama, (3/5/08)
Had 10 or more rebounds in 3 straight games .....	3 Chris Johnson, 10 at South Carolina, 2/27/08; 15 vs. Georgia, 3/2/08; 10 vs. Alabama, 3/5/08
Had 10 or more rebounds in 4 straight games .....	4 Chris Johnson, 15 vs. Ole Miss, 2/23/08; 10 at South Carolina, 2/27/08; 15 vs. Georgia, 3/2/08; 10 vs. Alabama, 3/5/08
Had 10 or more rebounds in 5 straight games .....	5 Glen Davis, 13 vs. Miss. State, 2/15/06; 11 at Auburn, 2/18/06; 11 at Vandy, 2/22/06; 15 vs. Kentucky, 2/25/06, 10 vs. S. Carolina, 2/28/06
Had 10 or more rebounds in 6 or more games .....	8 Glen Davis, 11 at Alabama, 2/4/06; 16 vs. Arkansas, 2/8/06; 15 at Florida, 2/11/06; 13 vs. Miss. State, 2/15/06; 11 at Auburn, 2/18/06; 11 at Vandy, 2/22/06; 15 vs. Kentucky, 2/25/06; 10 at S. Carolina, 2/28/06
Had 9 offensive rebounds in a game .....	9 Glen Davis, vs. Tennessee (SECT), 3/8/07
Had 10 defensive rebounds in a game.....	10 Chris Johnson, vs. Alabama, 3/5/08
Had 5-7 assists .....	6 Garrett Temple, at Arkansas, 2/20/08
Had 8-10 assists .....	8 Garrett Temple, vs. Alabama, 3/5/08
Had 11-15 assists .....	12 Torris Bright, vs. McNeese State, 12-7-02
Had 16 or more assists .....	18 Randy Livingston, vs. George Mason, 12-3-94
Had 3-5 blocks in a game .....	5 Anthony Randolph, vs. Alabama, 3/5/08
Had 6-8 blocks in a game .....	7 Chris Johnson, vs. Alabama, 3/5/08
Had 9-10 blocks in a game .....	9 Tyrus Thomas, vs. Tennessee, 1/14/06
Had 11 or more blocks in a game .....	11 Stromile Swift, vs. Alabama, 2-10-99
Had 3-5 steals in a game .....	3 Marcus Thornton, vs. Alabama, 3/5/08
Had 6-7 steals in a game .....	6 Darrel Mitchell, vs. McNeese State, 12/10/05
Had 8-9 steals in a game .....	8 Clarence Ceasar, vs. Auburn, 1-8-94
Had 10 or more steals in a game .....	10 Shawn Griggs, vs. Tennessee, 2-23-91
Had a double-double.....	Anthony Randolph, at Miss. State, 14 pts-10 reb., 3/8/08
Had a double-double in 2 straight games .....	Anthony Randolph, vs. Ole Miss, 15 pts-11 reb., 2/23/08; at South Carolina, 20 pts-10 reb., 2/27/08
Had a double-double in 3 or more straight games .....	Chris Johnson, vs. Ole Miss, 12 pts-15 reb., 2/23/08; at South Carolina, 13 pts-10 reb., 2/27/08
Had a triple-double .....	3 Glen Davis, vs. Louisiana Tech, 23 pts-14 reb., 12/23/06; vs. Wright State, 26 pts-12 reb., 12/27/06; vs. Miss. Valley, 19 pts-13 reb., 12/28/06
Had a triple-double .....	Shaquille O'Neal, 26 pts-13 reb-11 blks, vs. BYU, 3-19-92
Played 40 minutes in a game .....	40 Garrett Temple, at Miss. State, 3/8/08
Played 41-49 minutes in a game.....	40 Marcus Thornton, at Miss. State, 3/8/08
Played 50 or more minutes in a game .....	42 Garrett Temple, vs. Tennessee (SECT), 3/8/07
	54 Maurice Carter, vs. Alabama, 2-10-99

# Previous Game Boxscores

## Game 1 -- LSU 72, Southeastern Louisiana 62

11/12/07 7:00 pm at Maravich Center (Baton Rouge, LA)

### Southeastern Louisiana 1-1

Player	fg-a	3fg-a	ft-a	reb	pf	tp	a	to	blk	s	min
Span, Warrell, f	6-13	0-1	2-2	4	3	14	1	1	0	1	27
Green, Keyvn, f	4-14	1-5	0-0	4	3	9	0	2	0	0	30
Nance, Tavaris, f	4-9	0-2	3-6	3	5	11	4	1	0	3	35
Sullivan, Patrick, c	5-10	0-0	0-2	14	3	10	1	6	1	0	29
Nicks, Dekyron, g	3-8	2-6	3-4	1	4	11	0	1	0	2	37
Dunbar, Jeremy	2-4	1-3	0-0	0	0	5	0	1	0	0	16
Arnold, Daryl	1-3	0-2	0-0	3	0	2	0	1	0	0	12
Ndoumba, David	0-2	0-0	0-0	7	2	0	0	1	0	0	11
Austin, Howard	0-0	0-0	0-0	0	0	0	0	1	0	0	3
TEAM				2				1			
Totals.....	25-63	4-19	8-14	38	20	62	6	16	1	7	200

<b>TOTAL FG%</b>	<b>1st Half: 12-37 32.4%</b>	<b>2nd Half: 13-26 50.0%</b>	<b>Game: 39.7%</b>	<b>DB</b>
<b>3-Pt. FG%</b>	<b>1st Half: 2-8 25.0%</b>	<b>2nd Half: 2-11 18.2%</b>	<b>Game: 21.1%</b>	<b>REB.</b>
<b>F Throw %</b>	<b>1st Half: 4-8 50.0%</b>	<b>2nd Half: 4-6 66.7%</b>	<b>Game: 57.1%</b>	<b>4</b>

### LSU 1-0

Player	fg-a	3fg-a	ft-a	reb	pf	tp	a	to	blk	s	min
Mitchell, Tasmin, f	3-6	0-1	0-0	2	4	6	3	3	1	2	24
Randolph, A., f	7-11	1-2	4-6	13	2	19	2	2	6	4	33
Thornton, M. g	8-14	4-7	7-9	2	0	27	2	2	0	2	34
Martin, Terry, g	2-7	0-2	2-2	4	3	6	3	2	0	1	31
Temple, Garrett, g	0-1	0-1	0-2	1	3	0	1	2	0	0	29
Mason, Dameon	2-5	0-0	1-1	1	1	5	0	1	0	0	15
Spencer, Bo	3-3	1-1	0-0	1	1	7	2	2	0	1	21
Johnson, Chris	1-4	0-2	0-0	2	0	2	0	0	1	1	13
TEAM				3	1						
Totals.....	26-51	6-16	14-20	29	15	72	13	14	8	11	200

<b>TOTAL FG%</b>	<b>1st Half: 12-27 44.4%</b>	<b>2nd Half: 14-24 58.3%</b>	<b>Game: 51.0%</b>	<b>DB</b>
<b>3-Pt. FG%</b>	<b>1st Half: 3-9 33.3%</b>	<b>2nd Half: 3-7 42.9%</b>	<b>Game: 37.5%</b>	<b>REB.</b>
<b>F Throw %</b>	<b>1st Half: 3-3 100%</b>	<b>2nd Half: 11-17 64.7%</b>	<b>Game: 70.0%</b>	<b>4</b>

Officials: Ed Corbett, Bert Smith, Michael Stephens

Technical fouls: Southeastern Louisiana-None. LSU-TEAM.

Attendance: 8171

<b>Score by Periods</b>	<b>1st</b>	<b>2nd</b>	<b>Total</b>
<b>Southeastern Louisiana</b>	<b>30</b>	<b>32</b>	<b>62</b>
<b>LSU</b>	<b>30</b>	<b>42</b>	<b>72</b>

## Game 2 -- LSU 76, McNeese State 72

11/14/07 7:00 pm at Maravich Center (Baton Rouge, LA)

### McNeese State 0-2

Player	fg-a	3fg-a	ft-a	reb	pf	tp	a	to	blk	s	min
Lawrence, Rorey, f	2-7	1-4	0-0	4	2	5	2	3	1	4	34
Bradley, Jarvis, f	4-8	0-0	0-0	3	5	8	0	2	0	0	25
Penn, Kleon, f	3-5	0-0	0-0	3	2	6	1	0	4	2	25
Pichon, John, f	3-9	1-2	0-0	6	5	7	2	3	0	0	21
Ford, John, g	8-13	5-6	0-0	3	2	21	5	1	0	0	37
Kapelan, Diego	5-13	5-10	0-0	3	0	15	0	0	0	0	25
Martin, Stephan	0-1	0-0	0-0	1	0	0	0	0	0	0	3
Collins, C.J.	0-0	0-0	0-0	0	1	0	0	0	0	0	4
Wardell, Aldryan	3-6	0-0	4-4	4	5	10	0	4	0	1	21
Robinson, Anthony	0-1	0-1	0-0	0	0	0	0	0	0	0	2
Alawoya, P.J.	1-1	0-0	0-0	1	0	2	0	0	0	0	3
David, Preston	0-0	0-0	0-0	0	0	0	0	0	0	0	0+
TEAM				3				1			
Totals.....	29-64	12-23	4-6	31	22	74	10	14	5	7	200

<b>TOTAL FG%</b>	<b>1st Half: 12-31 38.7%</b>	<b>2nd Half: 17-33 51.5%</b>	<b>Game: 45.3%</b>	<b>DB</b>
<b>3-Pt. FG%</b>	<b>1st Half: 6-12 50.0%</b>	<b>2nd Half: 6-11 54.5%</b>	<b>Game: 52.2%</b>	<b>Reb.</b>
<b>F Throw %</b>	<b>1st Half: 2-4 50.0%</b>	<b>2nd Half: 2-2 100%</b>	<b>Game: 66.7%</b>	<b>1</b>

### LSU 2-0

Player	fg-a	3fg-a	ft-a	reb	pf	tp	a	to	blk	s	min
Mitchell, Tasmin, f	4-13	0-4	8-10	14	2	16	3	4	0	4	36
Randolph, A. f	5-9	0-1	2-4	7	3	12	3	2	1	2	29
Johnson, Chris c	2-4	0-1	0-0	3	3	4	1	2	6	0	26
Thornton, M. g	8-16	2-8	6-7	3	1	24	2	3	1	1	37
Martin, Terry g	5-10	1-3	0-2	5	0	11	2	2	1	1	30
Spencer, Bo	0-0	0-0	2-2	1	0	2	0	1	0	0	12
Temple, Garrett	3-4	0-1	3-4	2	2	9	2	0	2	1	30
TEAM				3							
Totals.....	27-56	3-18	21-29	38	11	78	13	14	11	9	200

<b>TOTAL FG%</b>	<b>1st Half: 11-25 44.0%</b>	<b>2nd Half: 16-31 51.6%</b>	<b>Game: 48.2%</b>	<b>DB</b>
<b>3-Pt. FG%</b>	<b>1st Half: 0-8 0.0%</b>	<b>2nd Half: 3-10 30.0%</b>	<b>Game: 16.7%</b>	<b>REB.</b>
<b>F Throw %</b>	<b>1st Half: 10-12 83.3%</b>	<b>2nd Half: 11-17 64.7%</b>	<b>Game: 72.4%</b>	<b>4</b>

Officials: Tony Greene, Bruce Benedict, Antinio Petty

Technical fouls: McNeese State-Bradley, Jarvis. LSU-Mitchell, Tasmin.

Attendance: 7891

<b>Score by Periods</b>	<b>1st</b>	<b>2nd</b>	<b>Total</b>
<b>McNeese State</b>	<b>32</b>	<b>42</b>	<b>74</b>
<b>LSU</b>	<b>32</b>	<b>46</b>	<b>78</b>

## Game 3 -- Oklahoma State 83, LSU 77 (First-Round EA Sports Maui Invitational)

11-19-07 12 p.m. at Lahaina Civic Center, Maui, Hawaii

### LSU 2-1

Player	fg-a	3fg-a	ft-a	reb	pf	tp	a	to	blk	s	min
Mitchell, Tasmin f	0-2	0-0	0-0	1	2	0	0	2	0	1	6
Randolph, A. f	2-5	0-1	1-2	5	4	5	2	5	3	0	26
Johnson, Chris, c	8-9	3-4	0-0	5	2	19	1	7	0	0	37
Thornton, M. g	6-14	2-6	6-6	3	3	20	1	0	1	1	31
Martin, Terry, g	2-9	1-6	0-0	6	3	5	0	2	0	0	24
Spencer, Bo	3-6	2-3	2-2	1	2	10	4	4	0	1	25
Temple, Garrett	4-7	3-5	6-6	3	4	17	5	4	1	1	34
Green, Garrett	0-1	0-0	1-2	2	5	1	1	2	2	1	17
TEAM				5							
Totals.....	25-53	11-25	16-18	31	25	77	14	26	7	5	200

<b>TOTAL FG%</b>	<b>1st Half: 7-23 30.4%</b>	<b>2nd Half: 18-30 60.0%</b>	<b>Game: 47.2%</b>	<b>DB</b>
<b>3-Pt. FG%</b>	<b>1st Half: 3-10 30.0%</b>	<b>2nd Half: 8-15 53.3%</b>	<b>Game: 44.0%</b>	<b>REB</b>
<b>F Throw %</b>	<b>1st Half: 7-8 87.5%</b>	<b>2nd Half: 9-10 90.0%</b>	<b>Game: 88.9%</b>	<b>0</b>

### OKLAHOMA STATE 2-1

Player	fg-a	3fg-a	ft-a	reb	pf	tp	a	to	blk	s	min
Dove, Marcus f	5-9	2-3	0-0	5	3	12	2	2	1	1	39
Thomas, I. f	6-9	2-3	1-1	3	5	15	0	4	1	1	22
Harris, Terrel f	6-11	3-4	9-10	7	2	24	1	1	0	4	36
Muonelo, Obi, g	1-5	0-3	0-0	2	2	2	4	6	0	3	29
Anderson, James g	8-16	2-7	7-9	3	1	25	2	1	1	2	35
Eaton, Byron	0-2	0-0	2-2	3	4	2	3	3	0	1	17
Brown, Anthony	1-3	0-0	0-0	3	4	2	0	0	0	0	10
Adams, Martavius	0-3	0-0	0-0	2	0	0	0	0	0	0	8
Sidorakis, Nick	0-0	0-0	0-0	0	0	0	0	1	0	0	3
Moses, Marshall	0-0	0-0	1-2	1	0	1	0	0	0	0	1
TEAM				3							
Totals.....	27-58	9-20	20-24	32	21	83	12	18	3	12	200

<b>TOTAL FG%</b>	<b>1st Half: 16-34 47.1%</b>	<b>2nd Half: 11-24 45.8%</b>	<b>Game: 46.6%</b>	<b>DB</b>
<b>3-Pt. FG%</b>	<b>1st Half: 5-11 45.5%</b>	<b>2nd Half: 4-9 44.4%</b>	<b>Game: 45.0%</b>	<b>REB</b>
<b>F Throw %</b>	<b>1st Half: 5-8 62.5%</b>	<b>2nd Half: 15-16 93.8%</b>	<b>Game: 83.3%</b>	<b>2</b>

Officials: Ed Hightower, Terry Wymer, John Hughes

Technical fouls: Louisiana State-None. OKLAHOMA STATE-None.

Attendance: 2500

<b>Score by Periods</b>	<b>1st</b>	<b>2nd</b>	<b>Total</b>
<b>LSU</b>	<b>24</b>	<b>53</b>	<b>77</b>
<b>OKLAHOMA STATE</b>	<b>42</b>	<b>41</b>	<b>83</b>

## Game 4 -- LSU 78, Chaminade 72 (Consolation Semifinals -- EA Sports Maui Invitational)

11-20-07 8:30 a.m. at Lahaina Civic Center, Maui, Hawaii

### LSU 3-1

Player	fg-a	3fg-a	ft-a	reb	pf	tp	a	to	blk	s	min
Randolph, A. f	9-14	0-0	3-4	9	2	21	2	4	2	1	32
Johnson, Chris, c	8-15	0-1	2-3	11	1	18	1	1	3	1	34
Thornton, M. g	2-12	0-4	0-2	2	3	4	0	1	1	2	29
Martin, Terry, g	5-12	3-8	0-1	7	3	13	1	1	3	1	33
Temple, Garrett, g	3-7	1-3	2-4	4	2	9	4	2	1	3	35
Spencer, Bo	4-6	4-6	0-0	3	2	11	2	2	1	0	23
Green, Garrett	1-2	0-0	0-0	4	0	2	1	0	0	0	14
Farrer, Alex	0-0	0-0	0-0	0	0	0	1	0	0	0	0+
TEAM											

**Game 5 -- Arizona State 87, LSU 84 (OT) (5th place game -- EA Sports Maui Invitational)**  
 11-21-07 9 a.m. at Lahaina Civic Center, Maui, Hawaii

LSU 3-2	Player	fg-a	3fg-a	ft-a	reb	pf	tp	a	to	blk	s	min
	Randolph, A. f	8-14	0-2	5-6	7	2	21	1	0	2	1	34
	Johnson, Chris c	4-5	1-1	2-2	5	5	11	1	5	2	1	21
	Thornton, M. g	7-19	4-12	0-0	12	4	18	1	5	0	1	40
	Martin, Terry g	1-8	1-7	0-0	2	2	3	3	3	0	0	27
	Temple, Garrett, g	2-4	1-2	6-6	5	4	11	7	4	1	1	40-
	Spencer, Bo	5-9	4-8	0-0	2	3	14	3	2	0	0	34
	Green, Garrett	1-1	0-0	0-0	0	4	2	0	0	0	0	7
	Farrer, Alex	1-2	1-1	1-2	1	1	4	2	1	0	0	22
	TEAM				3							
	Totals.....	29-62	12-33	14-16	37	25	84	18	20	5	4	225

<b>TOTAL FG%</b>	<b>1st Half: 14-32 43.8%</b>	<b>2nd Half: 13-25 52.0%</b>	<b>Game: 46.8%</b>	<b>DB</b>
<b>3-Pt. FG%</b>	<b>1st Half: 6-20 30.0%</b>	<b>2nd Half: 5-11 45.5%</b>	<b>Game: 36.4%</b>	<b>REB.</b>
<b>F Throw %</b>	<b>1st Half: 6-6 100%</b>	<b>2nd Half: 7-8 87.5%</b>	<b>Game: 87.5%</b>	<b>0</b>

Arizona State 2-1	Player	fg-a	3fg-a	ft-a	reb	pf	tp	a	to	blk	s	min
	Pendergraph, J. f	11-15	0-0	3-5	10	3	25	1	3	1	1	34
	Abbott, Ty, g	2-9	1-6	0-0	5	4	5	3	0	0	1	31
	McMillan, J. g	0-1	0-0	0-0	0	2	0	5	2	0	0	12
	Harden, James, g	6-16	0-3	11-14	6	3	23	3	1	2	2	37
	Shipp, Jerren, g	1-5	1-4	1-2	4	2	4	0	1	0	1	39
	Atuahene, Antwi	1-1	1-1	0-0	2	0	3	0	1	0	1	11
	Boateng, Eric	4-5	0-0	1-4	3	2	9	0	2	1	0	10
	Glasser, Derek	2-3	0-1	3-4	1	0	7	3	2	0	2	33
	Polk, Christian	4-7	3-6	0-0	2	2	11	0	2	0	1	18
	TEAM				1							
	Totals.....	31-62	6-21	19-29	34	18	87	15	14	4	9	225

<b>TOTAL FG%</b>	<b>1st Half: 16-29 55.2%</b>	<b>2nd Half: 13-27 48.1%</b>	<b>Game: 50.0%</b>	<b>DB</b>
<b>3-Pt. FG%</b>	<b>1st Half: 6-13 46.2%</b>	<b>2nd Half: 0-7 0.0%</b>	<b>Game: 28.6%</b>	<b>REB.</b>
<b>F Throw %</b>	<b>1st Half: 5-9 55.6%</b>	<b>2nd Half: 9-14 64.3%</b>	<b>Game: 65.5%</b>	<b>5</b>

Officials: Mark Whitehead, John Hughes, Kevin Brill  
 Technical fouls: Louisiana State-None. ARIZONA STATE-None.  
 Attendance: 2500  
**Score by Periods**

	1st	2nd	OT	Total
Louisiana State	40	38	6	84
ARIZONA STATE	43	35	9	87

**Game 6 -- LSU 68, Nicholls State 41**  
 11/28/07 7:00 pm at Maravich Center (Baton Rouge, LA)

Nicholls State 1-6	Player	fg-a	3fg-a	ft-a	reb	pf	tp	a	to	blk	s	min
	Bathie, Ryan, f	4-9	2-6	1-3	3	2	11	2	2	0	1	31
	Czepil, Michael, g	4-11	2-8	0-0	3	3	10	2	1	0	4	35
	Payne, Justin, g	3-7	1-2	1-2	3	2	8	1	2	0	0	24
	Friend, Dominic, g	0-6	0-2	0-0	2	2	0	2	7	0	1	23
	Gray, Adonis,	1-5	0-0	1-2	5	1	3	1	3	0	2	21
	Boyce, Mitch	1-2	0-0	0-2	1	1	2	1	0	0	0	7
	Shanks, Reggie	1-2	0-0	0-0	1	0	2	0	0	0	0	4
	Verner, Gil	1-4	0-3	0-0	2	2	2	0	1	0	2	15
	Carter, Kellan	1-1	0-0	0-1	3	3	2	0	0	0	4	19
	Bose, Anatoly	0-5	0-3	1-2	2	0	1	1	2	0	0	17
	Paige, Chris	0-1	0-0	0-2	0	0	0	0	1	0	0	4
	TEAM				3							
	Totals.....	16-53	5-24	4-14	28	16	41	10	19	0	14	200

<b>TOTAL FG%</b>	<b>1st Half: 7-22 31.8%</b>	<b>2nd Half: 9-31 29.0%</b>	<b>Game: 30.2%</b>	<b>DB</b>
<b>3-Pt. FG%</b>	<b>1st Half: 4-11 36.4%</b>	<b>2nd Half: 1-13 7.7%</b>	<b>Game: 20.8%</b>	<b>REB</b>
<b>F Throw %</b>	<b>1st Half: 1-7 14.3%</b>	<b>2nd Half: 3-7 42.9%</b>	<b>Game: 28.6%</b>	<b>5</b>

LSU 4-2	Player	fg-a	3fg-a	ft-a	reb	pf	tp	a	to	blk	s	min
	Randolph, A. f	3-6	0-1	0-0	7	2	6	1	2	3	3	21
	Johnson, Chris c	5-7	0-1	6-6	6	2	16	0	3	3	1	24
	Thornton, M. g	9-15	4-8	2-3	6	1	24	1	2	1	0	35
	Martin, Terry g	2-4	0-1	0-0	2	2	4	1	3	1	0	21
	Temple, Garrett g	0-2	0-2	0-1	3	2	0	2	2	1	3	32
	Mason, Dameon	1-3	0-0	0-0	4	2	2	1	2	0	0	21
	Terrebonne, Greg	0-0	0-0	0-0	0	0	0	0	1	0	0	2
	Spencer, Bo	3-8	3-7	2-2	4	1	11	3	2	0	0	29
	Green, Garrett	2-3	0-0	0-1	5	0	4	0	2	0	0	7
	Farrer, Alex	0-0	0-0	1-2	1	1	1	1	2	0	0	8
	TEAM				1							
	Totals.....	25-48	7-20	11-15	39	13	68	10	21	9	7	200

<b>TOTAL FG%</b>	<b>1st Half: 11-22 50.0%</b>	<b>2nd Half: 14-26 53.8%</b>	<b>Game: 52.1%</b>	<b>DB</b>
<b>3-Pt. FG%</b>	<b>1st Half: 3-9 33.3%</b>	<b>2nd Half: 4-11 36.4%</b>	<b>Game: 35.0%</b>	<b>REB</b>
<b>F Throw %</b>	<b>1st Half: 6-8 75.0%</b>	<b>2nd Half: 5-7 71.4%</b>	<b>Game: 73.3%</b>	<b>2</b>

Officials: Tony Greene, JB Caldwell, Mike Roberts  
 Technical fouls: Nicholls State-None. LSU-None.  
 Attendance: 7704

**Score by Periods**

	1st	2nd	Total
Nicholls State	19	22	41
LSU	31	37	68

**Game 7 -- LSU 88, Southern 45**  
 11/30/07 7:00 pm at PMAC, Baton Rouge, LA

Southern University 1-4	Player	fg-a	3fg-a	ft-a	reb	pf	tp	a	to	blk	s	min
	DAVIS,Chris *	3-14	0-5	3-4	6	0	9	0	1	0	3	27
	HOLLIDAY,Joe *	0-6	0-4	0-0	2	0	0	1	1	0	1	26
	GUILLORY,Geri *	1-3	1-2	2-2	1	1	5	1	4	0	0	25
	JACK,Joseph *	1-6	0-1	1-2	3	2	3	0	1	1	1	19
	HONORE,Barry *	6-15	1-3	1-1	9	3	14	0	2	1	1	29
	WHITE,Brandon	0-0	0-0	1-2	2	0	1	1	0	0	1	4
	EKWEQZOR,Chike	0-0	0-0	0-4	0	1	0	0	0	2	0	11
	WILEY,Steffon	1-4	0-1	1-2	2	2	3	0	2	0	2	16
	INGRAM,Julius	1-3	0-0	1-2	1	0	3	0	0	0	0	8
	WILLIAMS,Jazz	1-4	1-3	0-0	1	0	3	0	1	0	0	14
	BYARS,Brandon	0-0	0-0	0-0	0	1	0	0	1	0	0	3
	SCOTT,Douglas	1-5	0-0	0-0	2	1	2	1	1	0	0	8
	DAVIS,Andre'	1-5	0-0	0-0	2	3	2	0	0	0	0	10
	TEAM				4							
	Totals.....	16-65	3-19	10-19	35	14	45	4	14	4	9	200

<b>TOTAL FG%</b>	<b>1st Half: 8-31 25.8%</b>	<b>2nd Half: 8-34 23.5%</b>	<b>Game: 24.6%</b>	<b>DB</b>
<b>3-Pt. FG%</b>	<b>1st Half: 2-11 18.2%</b>	<b>2nd Half: 1-8 12.5%</b>	<b>Game: 15.8%</b>	<b>REB.</b>
<b>F Throw %</b>	<b>1st Half: 3-6 50.0%</b>	<b>2nd Half: 7-13 53.8%</b>	<b>Game: 52.6%</b>	<b>4</b>

LSU 5-2	Player	fg-a	3fg-a	ft-a	reb	pf	tp	a	to	blk	s	min
	Randolph, A. f	10-14	1-2	3-5	11	1	24	1	3	5	0	26
	Johnson, Chris c	7-10	0-0	6-6	5	1	20	0	2	2	1	26
	Thornton, M. g	9-15	4-7	0-0	7	1	22	3	1	0	4	32
	Martin, Terry g	4-11	2-5	1-2	7	0	11	1	2	0	0	25
	Temple, Garrett g	1-2	0-1	1-2	4	3	3	3	1	0	1	24
	Mason, Dameon	1-4	0-0	0-0	4	4	2	2	0	0	1	15
	Terrebonne, Greg	1-3	0-0	0-0	0	0	2	2	0	0	0	2
	Spencer, Bo	0-3	0-3	0-0	1	3	0	6	2	0	1	26
	Green, Garrett	2-2	0-0	0-0	8	2	4	0	0	0	0	13
	Farrer, Alex	0-1	0-1	0-0	2	1	0	0	1	0	0	12
	TEAM				3							
	Totals.....	35-65	7-19	11-15	51	16	88	18	12	7	8	200

<b>TOTAL FG%</b>	<b>1st Half: 14-34 41.2%</b>	<b>2nd Half: 21-31 67.7%</b>	<b>Game: 53.8%</b>	<b>DB</b>
<b>3-Pt. FG%</b>	<b>1st Half: 2-11 18.2%</b>	<b>2nd Half: 5-8 62.5%</b>	<b>Game: 36.8%</b>	<b>REB</b>
<b>F Throw %</b>	<b>1st Half: 1-1 100%</b>	<b>2nd Half: 10-14 71.4%</b>	<b>Game: 73.3%</b>	<b>2</b>

Officials: CC- Anthony Jordan; R1-Antinio Petty, R2-Patrick Evans  
 Technical fouls: Southern University-None. LSU-None.  
 Attendance: 7719

**Score by Periods**

	1st	2nd	Total
Southern University	21	24	45
LSU	31	57	88

**Game 8 -- Villanova 68, LSU 67 (Pizza Hut Big East/SEC Invitational)**  
 12/06/07 9:30 PM at Wachovia Center (Villanova, Pa.)

Louisiana State (5-3)	Player	fg-a	3fg-a	ft-a	reb	pf	tp	a	to	blk	s	min
	Randolph, A. f	5-10	0-1	2-3	6	5	12	1	4	4	1	27
	Temple, Garrett g	2-6	1-4	3-4	3	3	8	6	4	3	3	39
	Johnson, Chris c	3-5	0-2	5-6	4	2	11	0	3	3	1	32
	Thornton, M. g	6-15	1-6	2-2	13	3	15	2	2	0	1	38
	Martin, Terry g	5-10	4-6	0-0								



**Game 9 -- LSU 82, Northwestern State 58**  
 12/15/07 7:00 pm at Maravich Center (Baton Rouge, LA)

Northwestern State 4-7												
Player	fg-a	3fg-a	ft-a	reb	pf	tp	a	to	blk	s	min	
Gilder, Trey f	2-10	0-2	3-3	3	3	7	1	3	0	1	25	
Thomas, Gerrell f	1-9	0-1	0-0	5	4	2	0	6	0	0	23	
Bargeman, Colby f	6-18	3-5	0-0	7	0	15	1	2	1	2	32	
Moody, Jerry c	2-5	0-0	0-0	14	2	4	0	0	1	0	31	
McConathy, M. g	1-6	1-4	2-2	3	4	5	2	1	0	1	13	
Knight, Dominic	0-1	0-1	0-0	1	1	0	1	1	0	0	6	
Conine, John	0-0	0-0	0-0	1	0	0	0	0	0	0	1	
McConathy, Logan	1-3	0-2	0-0	3	4	2	3	4	0	1	19	
White, Devin	3-5	0-0	2-2	3	1	8	0	2	2	1	14	
Petravicius, D.	1-3	0-0	0-0	3	1	2	1	2	0	0	14	
Hancock, Keithan	2-7	1-5	0-0	1	0	5	1	0	0	0	13	
Jones, Damon	0-1	0-1	0-0	0	0	0	1	0	0	0	3	
Anglin, John A.	2-2	2-2	0-0	1	0	6	0	0	0	0	3	
Porterie, Kalem	1-1	0-0	0-0	1	1	2	0	0	0	0	3	
TEAM				3	1							
Totals.....	22-71	7-23	7-7	48	23	58	11	21	4	6	200	

<b>TOTAL FG%</b>	<b>1st Half: 11-33 33.3%</b>	<b>2nd Half: 11-38 28.9%</b>	<b>Game: 31.0%</b>	<b>DB</b>
<b>3-Pt. FG%</b>	<b>1st Half: 2-9 22.2%</b>	<b>2nd Half: 5-14 35.7%</b>	<b>Game: 30.4%</b>	<b>REB</b>
<b>F Throw %</b>	<b>1st Half: 0-0 0.0%</b>	<b>2nd Half: 7-7 100%</b>	<b>Game: 100%</b>	<b>0</b>

LSU 6-3												
Player	fg-a	3fg-a	ft-a	reb	pf	tp	a	to	blk	s	min	
Randolph, A. f	3-9	0-1	7-10	8	1	13	4	1	4	1	28	
Johnson, Chris f	6-8	2-2	2-2	2	1	16	1	2	1	3	33	
Thornton, M. g	7-15	4-10	4-5	5	2	22	2	2	1	3	24	
Martin, Terry g	5-11	3-6	2-3	2	15	4	2	0	0	0	29	
Temple, Garrett g	1-2	0-0	2-2	6	3	4	2	5	1	2	31	
Mason, Dameon	0-0	0-0	0-0	0	0	0	1	0	0	1	8	
Terrebonne, Greg	0-0	0-0	0-0	0	0	0	0	0	0	0	2	
Spencer, Bo	2-5	0-1	5-7	3	0	9	3	2	0	2	26	
Green, Garrett	1-3	0-0	0-0	1	1	2	0	2	0	0	11	
Farrer, Alex	0-0	0-0	1-2	2	0	1	0	1	0	0	8	
TEAM				4								
Totals.....	25-53	9-20	23-30	34	10	82	17	17	7	12	200	

<b>TOTAL FG%</b>	<b>1st Half: 14-32 43.8%</b>	<b>2nd Half: 11-21 52.4%</b>	<b>Game: 47.2%</b>	<b>DB</b>
<b>3-Pt. FG%</b>	<b>1st Half: 4-10 40.0%</b>	<b>2nd Half: 5-10 50.0%</b>	<b>Game: 45.0%</b>	<b>REB</b>
<b>F Throw %</b>	<b>1st Half: 7-7 100%</b>	<b>2nd Half: 16-23 69.6%</b>	<b>Game: 76.7%</b>	<b>2</b>

Officials: Doug Shows, Tim Clougherty, Earnie Pheal  
 Technical fouls: Northwestern State-Moody, Jerry; TEAM. LSU-None.  
 Attendance: 7809

Score by Periods	1st	2nd	Total	
Northwestern State	24	34	58	
LSU	39	43	82	

**Game 10 -- Wichita State, 67, LSU 47**  
 12-19-07, 7:07 p.m. at Wichita, Kan. (Charles Koch Arena)

LSU 6-4												
Player	fg-a	3fg-a	ft-a	reb	pf	tp	a	to	blk	s	min	
Randolph, A. f	3-13	0-1	0-1	3	2	6	1	0	2	4	28	
Johnson, Chris c	2-7	0-0	0-0	7	1	4	0	2	1	0	29	
Thornton, M. g	3-13	0-6	6-6	11	3	12	2	3	0	0	38	
Martin, Terry g	4-10	3-6	0-0	3	1	11	0	4	0	0	27	
Temple, Garrett g	3-7	0-4	0-0	2	3	6	2	1	1	0	31	
Spencer, Bo	1-5	1-4	1-2	1	1	4	0	1	0	1	20	
Green, Garrett	1-2	0-0	0-0	1	2	2	0	0	1	0	18	
Farrer, Alex	1-1	0-0	0-0	0	0	2	1	0	0	0	9	
TEAM				3								
Totals.....	18-58	4-21	7-9	31	13	47	6	11	5	5	200	

<b>TOTAL FG%</b>	<b>1st Half: 8-29 27.6%</b>	<b>2nd Half: 10-29 34.5%</b>	<b>Game: 31.0%</b>	<b>DB</b>
<b>3-Pt. FG%</b>	<b>1st Half: 3-11 27.3%</b>	<b>2nd Half: 1-10 10.0%</b>	<b>Game: 19.0%</b>	<b>REB</b>
<b>F Throw %</b>	<b>1st Half: 1-2 50.0%</b>	<b>2nd Half: 6-7 85.7%</b>	<b>Game: 77.8%</b>	<b>0</b>

Wichita St. 6-4												
Player	fg-a	3fg-a	ft-a	reb	pf	tp	a	to	blk	s	min	
Cousnard, PJ f	4-14	0-3	0-05	7	2	8	2	0	0	2	29	
Clemente, R. f	5-7	0-0	1-1	10	2	11	2	1	1	1	25	
Thomasson, P. c	4-9	0-2	7-8	4	0	15	1	0	1	0	25	
Mekel, Gal g	3-10	1-5	1-1	4	1	8	0	4	0	0	32	
Braeuer, Matt g	3-10	0-4	0-0	7	2	6	4	1	0	2	35	
Ellis, Aaron	1-2	0-0	2-2	2	3	4	0	1	0	0	14	
Preadom, Wendell	2-3	0-1	0-0	2	1	4	3	1	0	1	10	
Durley, JT	2-5	0-2	2-2	7	2	6	2	3	1	1	15	
Griskenas, Mantas	2-5	1-2	0-0	1	0	5	1	0	0	0	15	
TEAM				6								
Totals.....	26-65	2-19	13-14	50	13	67	15	11	3	7	200	

<b>TOTAL FG%</b>	<b>1st Half: 11-37 29.7%</b>	<b>2nd Half: 15-28 53.6%</b>	<b>Game: 40.0%</b>	<b>DB</b>
<b>3-Pt. FG%</b>	<b>1st Half: 0-11 0.0%</b>	<b>2nd Half: 2-8 25.0%</b>	<b>Game: 10.5%</b>	<b>REBS</b>
<b>F Throw %</b>	<b>1st Half: 5-6 83.3%</b>	<b>2nd Half: 8-8 100%</b>	<b>Game: 92.9%</b>	<b>1</b>

Officials: J.D. Collins, Gary Maxwell, Pat Driscoll

Score by Periods	1st	2nd	Total	
LSU	20	27	47	
Wichita St.	27	40	67	

**Game 11 -- LSU 67, Oregon State 61**  
 12/22/07 2:00 pm at Maravich Center (Baton Rouge, LA)

Oregon State 6-5												
Player	fg-a	3fg-a	ft-a	reb	pf	tp	a	to	blk	s	min	
Jones, Marcel f	2-5	1-1	1-3	3	0	6	0	1	0	0	27	
Giles, C.J. f	2-6	0-1	1-3	4	5	5	1	3	0	0	15	
Johnson, Omar f	5-10	0-3	3-3	3	2	13	2	4	3	0	29	
Claitt, Rickey g	0-3	0-2	0-0	4	2	0	2	1	0	1	20	
Tarver, Seth g	4-12	3-5	2-2	9	3	13	3	2	0	1	34	
Hampton, Calvin	0-0	0-0	0-0	0	4	0	0	1	0	0	7	
Tarver, Josh	2-6	0-1	0-0	6	0	4	3	1	0	0	25	
Schaftenaar, R.	6-9	2-5	0-0	9	1	14	1	1	2	0	30	
Haynes, Calvin	1-2	0-0	0-0	1	0	2	0	1	0	0	4	
Carter, Sean	2-4	0-0	0-4	1	3	4	0	4	0	0	9	
TEAM				3								
Totals.....	24-52	6-18	7-14	43	20	61	12	19	5	2	200	

<b>TOTAL FG%</b>	<b>1st Half: 12-27 44.4%</b>	<b>2nd Half: 12-30 40.0%</b>	<b>Game: 42.1%</b>	<b>DB</b>
<b>3-Pt. FG%</b>	<b>1st Half: 3-7 42.9%</b>	<b>2nd Half: 3-11 27.3%</b>	<b>Game: 33.3%</b>	<b>REB</b>
<b>F Throw %</b>	<b>1st Half: 4-10 40.0%</b>	<b>2nd Half: 3-4 75.0%</b>	<b>Game: 50.0%</b>	<b>3</b>

LSU 7-4												
Player	fg-a	3fg-a	ft-a	reb	pf	tp	a	to	blk	s	min	
Randolph, A. f	3-10	0-0	8-12	9	3	14	0	3	1	2	35	
Johnson, Chris c	3-5	9-9	9-9	3	4	6	1	3	2	2	29	
Thornton, M. g	6-17	6-10	2-2	6	3	20	1	2	0	2	30	
Martin, Terry g	5-18	3-11	2-2	2	2	15	6	0	1	0	40	
Temple, Garrett g	1-3	0-1	2-2	7	1	4	5	2	2	2	40	
Spencer, Bo	0-0	0-0	0-0	0	0	0	1	0	0	0	3	
Green, Garrett	2-4	1-1	1-2	1	2	6	0	0	0	0	16	
Farrer, Alex	0-0	0-0	2-2	2	0	2	1	0	0	0	7	
TEAM				3								
Totals.....	20-57	10-23	17-22	33	15	67	15	10	6	8	200	

<b>TOTAL FG%</b>	<b>1st Half: 10-28 35.7%</b>	<b>2nd Half: 10-29 34.5%</b>	<b>Game: 35.1%</b>	<b>DB</b>
<b>3-Pt. FG%</b>	<b>1st Half: 5-9 55.6%</b>	<b>2nd Half: 5-14 35.7%</b>	<b>Game: 43.5%</b>	<b>REBS</b>
<b>F Throw %</b>	<b>1st Half: 13-16 81.3%</b>	<b>2nd Half: 4-6 66.7%</b>	<b>Game: 77.3%</b>	<b>3</b>

Officials: Tony Greene, Pat Adams, Everett Summers  
 Technical fouls: Oregon State-None. LSU-None.  
 Attendance: 7713

Score by Periods	1st	2nd	Total	
Oregon State	31	30	61	
LSU	38	29	67	

**Game 12 -- Washington 73, LSU 65**  
 12/29/07 2:00 pm at Maravich Center (Baton Rouge, LA)

Washington 8-4												
Player	fg-a	3fg-a	ft-a	reb	pf	tp	a	to	blk	s	min	
Wallace, Artem f	1-1	0-0	1-2	2	1	3	0	0	1	1	13	
Brockman, Jon f	6-11	0-0	3-7	12	3	15	2	3	0	2	34	
Smith, Joel g	0-3	0-1	0-0	3	0	0	1	1	0	2	20	
Morris, Tim g	7-12	1-2	0-0	5	3	15	3	2	0	3	31	
Appleby, Ryan g	4-8	2-5	2-2	1	0	12	1	0	0	0	30	
Overton, Venoy	0-1	0-0	0-0	0	1	0	1					

**Game 13 -- Tulane 68, LSU 63**  
 01/02/08 8 p.m. at New Orleans Arena, New Orleans, La.

Player	fg-a	3fg-a	ft-a	reb	pf	tp	a	to	blk	s	min
Randolph, A. f	5-11	0-0	5-6	9	4	15	1	1	3	0	35
Johnson, Chris c	1-4	0-1	1-2	1	2	3	0	3	1	1	15
Thornton, M. g	3-8	0-5	1-2	1	4	7	4	1	1	2	32
Martin, Terry g	7-17	4-9	1-1	1	2	19	2	2	0	1	35
Temple, Garrett g	2-2	2-2	0-0	4	1	6	2	2	0	0	33
Mason, Dameon	2-5	0-0	0-1	6	0	4	1	0	0	0	14
Spencer, Bo	3-9	2-5	1-2	3	3	9	2	1	0	1	24
Green, Garrett	0-0	0-0	0-0	2	1	0	0	2	0	0	10
Farrer, Alex	0-1	0-1	0-0	0	0	0	0	0	0	0	2
TEAM				3							
Totals.....	23-57	8-23	9-14	30	17	63	12	12	5	5	200
<b>TOTAL FG%</b>	<b>1st Half: 12-28 42.9%</b>		<b>2nd Half: 11-29 37.9%</b>		<b>Game: 40.4%</b>		<b>DB</b>				
<b>3-Pt. FG%</b>	<b>1st Half: 4-13 30.8%</b>		<b>2nd Half: 4-10 40.0%</b>		<b>Game: 34.8%</b>		<b>REBS</b>				
<b>F Throw %</b>	<b>1st Half: 4-8 50.0%</b>		<b>2nd Half: 5-6 83.3%</b>		<b>Game: 64.3%</b>		<b>4</b>				

Player	fg-a	3fg-a	ft-a	reb	pf	tp	a	to	blk	s	min
GOMEZ, David f	7-13	0-0	5-6	12	2	19	1	1	1	0	31
PUCKETT, Daniel f	2-8	0-1	1-2	3	3	5	3	3	1	1	24
LOUISME, R. f	3-9	0-0	0-0	8	0	6	0	1	1	1	23
SIMS, Kevin g	4-7	2-4	2-2	0	2	12	2	0	0	0	32
WHEATON, M. g	2-5	1-3	2-2	4	1	7	4	2	1	0	29
RICHARD, Kris	1-1	1-1	0-0	1	0	3	1	1	0	2	8
McQUEEN, Asim	0-0	0-0	0-0	0	0	0	1	0	0	0	3
STITH, Donnavan	2-7	0-0	5-5	9	2	9	0	2	1	0	22
MAYHANE, J.	2-7	1-3	2-2	0	0	7	1	2	0	1	21
VIANNEY, Eric	0-0	0-0	0-0	0	1	0	1	0	0	0	7
TEAM				3	1						
Totals.....	23-57	5-12	17-19	40	12	68	14	12	5	5	200
<b>TOTAL FG%</b>	<b>1st Half: 12-33 36.4%</b>		<b>2nd Half: 11-24 45.8%</b>		<b>Game: 40.4%</b>		<b>DB</b>				
<b>3-Pt. FG%</b>	<b>1st Half: 2-7 28.6%</b>		<b>2nd Half: 3-5 60.0%</b>		<b>Game: 41.7%</b>		<b>REBS</b>				
<b>F Throw %</b>	<b>1st Half: 5-5 100%</b>		<b>2nd Half: 12-14 85.7%</b>		<b>Game: 89.5%</b>		<b>1</b>				

Officials: Lee Cassell, Gary Maxwell, Terry Moore  
 Technical fouls: LSU-None. Tulane-GOMEZ, David; TEAM.  
 Attendance: 3690

Score by Periods	1st	2nd	Total
LSU	32	31	63
Tulane	31	37	68

**Game 14 -- Texas A&M 79, LSU 53**  
 01/05/08 7 p.m. at College Station, Texas (Reed Arena)

Player	fg-a	3fg-a	ft-a	reb	pf	tp	a	to	blk	s	min
Randolph, A. f	7-17	0-2	2-6	7	4	16	0	2	2	0	37
Thornton, M. g	5-16	0-3	2-2	7	2	12	0	1	0	1	37
Spencer, Bo g	1-5	0-2	0-0	1	0	2	4	2	0	0	29
Martin, Terry g	3-8	0-3	0-0	2	2	6	1	2	0	0	21
Temple, Garrett g	3-4	2-2	0-0	3	5	8	2	3	1	0	32
Green, Garrett	2-6	0-0	0-0	4	4	4	1	0	0	0	24
Farrer, Alex	2-6	1-3	0-0	1	3	5	1	1	0	2	20
TEAM				6							
Totals.....	23-62	3-15	4-8	31	20	53	9	11	3	3	200
<b>TOTAL FG%</b>	<b>1st Half: 13-26 50.0%</b>		<b>2nd Half: 10-36 27.8%</b>		<b>Game: 37.1%</b>		<b>DB</b>				
<b>3-Pt. FG%</b>	<b>1st Half: 1-6 16.7%</b>		<b>2nd Half: 2-9 22.2%</b>		<b>Game: 20.0%</b>		<b>REBS</b>				
<b>F Throw %</b>	<b>1st Half: 1-2 50.0%</b>		<b>2nd Half: 3-6 50.0%</b>		<b>Game: 50.0%</b>		<b>3,1</b>				

Player	fg-a	3fg-a	ft-a	reb	pf	tp	a	to	blk	s	min
JORDAN, D. *	3-5	0-0	1-2	5	2	7	0	1	0	0	27
SLOAN, Donald *	7-9	1-2	2-3	5	1	17	2	0	0	0	31
KIRK, Dominique *	2-5	1-2	2-2	3	1	7	4	2	0	0	25
CARTER, Josh *	4-9	3-5	2-2	5	1	13	3	1	0	1	26
JONES, Joseph *	5-11	0-1	2-4	4	2	12	1	0	0	1	24
DAVIS, Bryan	1-3	0-0	4-6	3	3	6	1	2	1	0	14
ROLAND, Derrick	2-5	0-2	3-6	3	0	7	1	2	0	1	25
GRAHAM, Bryson	0-1	0-1	0-0	0	0	0	0	0	0	0	2
HOLMES, B.J.	0-1	0-1	0-0	0	0	0	1	1	0	0	6
MUHLBACH, B.	0-0	0-0	0-0	1	0	0	0	0	0	0	2
ELONU, Ch.	4-5	0-0	0-0	6	2	8	1	0	2	0	14
WALKUP, Nathan	0-0	0-0	2-2	2	0	2	0	0	0	0	4
TEAM				3							
Totals.....	28-54	5-14	18-27	40	12	79	14	9	3	3	200
<b>TOTAL FG%</b>	<b>1st Half: 18-34 52.9%</b>		<b>2nd Half: 10-20 50.0%</b>		<b>Game: 51.9%</b>		<b>DB</b>				
<b>3-Pt. FG%</b>	<b>1st Half: 4-9 44.4%</b>		<b>2nd Half: 1-5 20.0%</b>		<b>Game: 35.7%</b>		<b>REBS</b>				
<b>F Throw %</b>	<b>1st Half: 3-4 75.0%</b>		<b>2nd Half: 15-23 65.2%</b>		<b>Game: 66.7%</b>		<b>3</b>				

Officials: Mark Whitehead, Rick Hartzell, James Breeding  
 Technical fouls: LSU-None. Texas A&M-None.  
 Attendance: 12255

Score by Periods	1st	2nd	Total
LSU	28	25	53
Texas A&M	43	36	79

**Game 15 -- Mississippi State 61, LSU 39**  
 01/09/08 7:00 PM at Maravich Center (Baton Rouge, LA)

Player	fg-a	3fg-a	ft-a	reb	pf	tp	a	to	blk	s	min
Varnado, Jarvis f	6-10	0-0	1-4	17	2	13	0	1	7	0	25
Gordon, Jamont f	5-13	1-4	2-3	6	2	13	1	3	2	1	37
Hansbrough, B. g	3-7	1-5	0-0	7	3	7	4	2	0	1	30
Stewart, Barry g	2-6	1-4	6-8	6	3	11	5	2	0	1	35
Turner, Phil g	2-6	0-2	0-0	3	3	4	1	2	0	2	34
Johnson, Ravern	3-4	0-1	0-0	3	0	6	0	1	0	0	12
Begley, Billy	0-0	0-0	0-0	0	0	0	0	0	0	0	1
lupe, Joseph	0-0	0-0	0-0	1	0	0	0	0	0	0	1
Benock, Riley	1-1	1-1	0-0	0	0	3	0	1	0	0	8
Johnson, Brian	0-0	0-0	0-0	0	1	0	0	2	0	0	9
Augustus, Kodi	1-2	0-1	0-0	0	0	2	0	0	0	0	1
Bolen, Branson	0-0	0-0	0-0	2	0	0	0	0	0	0	1
Bailey, Elgin	1-1	0-0	0-2	1	1	2	0	3	1	0	6
TEAM				1							
Totals.....	24-50	4-18	9-17	47	15	61	11	17	10	5	200
<b>TOTAL FG%</b>	<b>1st Half: 9-22 40.9%</b>		<b>2nd Half: 15-28 53.6%</b>		<b>Game: 48.0%</b>		<b>DB</b>				
<b>3-Pt. FG%</b>	<b>1st Half: 3-12 25.0%</b>		<b>2nd Half: 1-6 16.7%</b>		<b>Game: 22.2%</b>		<b>REB,</b>				
<b>F Throw %</b>	<b>1st Half: 4-6 66.7%</b>		<b>2nd Half: 5-11 45.5%</b>		<b>Game: 52.9%</b>		<b>4</b>				

Player	fg-a	3fg-a	ft-a	reb	pf	tp	a	to	blk	s	min
Randolph, A. f	4-13	0-0	2-5	9	3	10	0	2	2	0	26
Thornton, M. g	2-14	2-6	6-6	7	1	12	0	1	0	1	33
Spencer, Bo g	0-6	0-4	0-0	2	0	0	0	0	0	0	19
Martin, Terry g	2-11	0-4	0-0	1	2	4	2	0	0	0	26
Temple, Garrett g	2-7	0-1	0-0	3	2	4	1	3	1	2	37
Mason, Dameon	3-9	0-0	1-2	3	3	7	0	2	1	3	29
Green, Garrett	1-2	0-0	0-0	1	2	0	0	0	0	0	12
Farrer, Alex	0-4	0-2	0-0	4	1	0	1	1	0	0	15
Thornton, Quintin	0-0	0-0	0-0	0	1	0	0	0	0	0	3
TEAM				7							
Totals.....	14-66	2-17	9-13	36	14	39	4	9	4	6	200
<b>TOTAL FG%</b>	<b>1st Half: 7-30 23.3%</b>		<b>2nd Half: 7-36 19.4%</b>		<b>Game: 21.2%</b>		<b>DB</b>				
<b>3-Pt. FG%</b>	<b>1st Half: 2-9 22.2%</b>		<b>2nd Half: 0-8 0.0%</b>		<b>Game: 11.8%</b>		<b>REBS,</b>				
<b>F Throw %</b>	<b>1st Half: 3-6 50.0%</b>		<b>2nd Half: 6-7 85.7%</b>		<b>Game: 69.2%</b>		<b>3</b>				

Officials: Mike Stuart, Rick Hartzell, Antinio Petty  
 Technical fouls: Mississippi State-None. LSU-None.  
 Attendance: 7843

Score by Periods	1st	2nd	Total
Mississippi State	25	36	61
LSU	19	20	39

**Game 16 -- Ole Miss 74, LSU 71**  
 01-12-08 5:00 pm at Oxford, Miss. (Tad Smith Coliseum)

Player	fg-a	3fg-a	ft-a	reb	pf	tp	a	to	blk	s	min
Randolph, A. f	8-14	0-0	2-5	11	1	18	1	3	3	1	39
Green, Garrett f	1-4	0-1	0-0	1	3	2	0	0	0	0	13
Thornton, M. g	9-20	4-10	3-6	3	3	25	2	1	0	1	38
Martin, Terry g	1-8	0-4	0-0	2	1	2	1	1	0	0	24
Temple, Garrett g	6-11	4-8	0-0	6	3	16	3	1	1	1	35
Spencer, Bo	0-0	0-0	0-0	1	0	0	1	0	0	0	6
Farrer, Alex	0-0	0-0	1-2	0	3	1	1	1	0	2	18
Thornton, Quintin	3-4	0-0	1-2	8	4	7	2	1	0	1	27
TEAM				3							
Totals.....	28-61	8-23	7-15	35	18	71	11	8	4	6	200
<b>TOTAL FG%</b>	<b>1st Half: 12-26 46.2%</b>		<b>2nd Half: 16-35 45.7%</b>		<b>Game: 45.9%</b>		<b>DB</b>				
<b>3-Pt. FG%</b>	<b>1st Half: 2-8 25.0%</b>		<b>2nd Half: 6-15 40.0</b>								

**Game 17 -- Auburn 74, LSU 67**  
 01/16/08 7:00 pm at Maravich Center (Baton Rouge, LA)

Auburn 10-5 (1-2)												
Player	fg-a	3fg-a	ft-a	reb	pf	tp	a	to	blk	s	min	
Prowell, Quan f	5-9	0-3	2-3	2	3	12	3	2	0	1	37	
Tolbert, Frank g	7-12	0-2	2-5	9	4	16	1	1	1	1	32	
Reed, D. g	7-10	4-6	2-5	3	1	20	5	4	0	3	35	
Barrett, R. g	3-8	1-2	0-0	1	3	7	4	1	0	0	27	
Robertson, Q. g	3-5	2-2	1-2	2	4	9	2	2	0	2	34	
Hargrove, Lucas	4-8	2-4	0-0	5	3	10	0	2	0	2	28	
Williams Jr, Larry	0-0	0-0	0-0	0	0	0	0	0	0	0	4	
Heramb, Matt	0-1	0-0	0-0	1	0	0	0	1	0	0	3	
TEAM				5								
Totals.....	29-53	9-19	7-15	28	18	74	15	13	1	9	200	
<b>TOTAL FG%</b>	<b>1st Half: 11-27 40.7%</b>		<b>2nd Half: 18-26 69.2%</b>		<b>Game: 54.7%</b>		<b>DB</b>					
<b>3-Pt. FG%</b>	<b>1st Half: 4-10 40.0%</b>		<b>2nd Half: 5-9 55.6%</b>		<b>Game: 47.4%</b>		<b>REBS</b>					
<b>F Throw %</b>	<b>1st Half: 2-5 40.0%</b>		<b>2nd Half: 5-10 50.0%</b>		<b>Game: 46.7%</b>		<b>3</b>					

LSU 7-10 (0-3)												
Player	fg-a	3fg-a	ft-a	reb	pf	tp	a	to	blk	s	min	
Randolph, A. f	6-9	0-0	0-2	5	2	12	4	5	0	1	32	
Thornton, Q. f	0-0	0-0	1-2	2	4	1	0	2	0	0	30	
Thornton, M. f	8-20	6-16	5-6	6	2	27	0	5	0	3	38	
Temple, Garrett g	4-7	1-3	8-9	5	2	17	4	1	0	1	40	
Farrer, Alex g	4-7	0-3	0-0	5	1	8	3	1	0	0	34	
Spencer, Bo	1-1	0-0	0-0	0	2	2	0	0	0	0	3	
Martin, Terry	0-3	0-2	0-0	1	5	0	1	0	0	1	18	
Green, Garrett	0-1	0-0	0-0	0	1	0	0	1	0	0	5	
TEAM				5								
Totals.....	23-48	7-24	14-19	29	19	67	12	15	0	6	200	
<b>TOTAL FG%</b>	<b>1st Half: 13-22 59.1%</b>		<b>2nd Half: 10-26 38.5%</b>		<b>Game: 47.9%</b>		<b>DB</b>					
<b>3-Pt. FG%</b>	<b>1st Half: 4-10 40.0%</b>		<b>2nd Half: 3-14 21.4%</b>		<b>Game: 29.2%</b>		<b>REB</b>					
<b>F Throw %</b>	<b>1st Half: 2-4 50.0%</b>		<b>2nd Half: 12-15 80.0%</b>		<b>Game: 73.7%</b>		<b>2</b>					

Officials: Rick Hartzell, Rick Crawford, Gary Maxwell  
 Technical fouls: Auburn-None. LSU-None.  
 Attendance: 9746

Score by Periods	1st	2nd	Total
Auburn	28	46	74
LSU	32	35	67

**Game 18 -- Vanderbilt 92, LSU 76**  
 1/19/08 12 p.m. at Nashville, Tenn. (Memorial Gym)

LSU 7-11, 0-4 SEC												
Player	fg-a	3fg-a	ft-a	reb	pf	tp	a	to	blk	s	min	
Thornton, Q. f	2-2	0-0	0-0	0	4	4	0	0	0	0	19	
Randolph, A. g	4-12	0-0	6-6	19	3	14	3	4	1	0	37	
Thornton, M. g	10-21	2-6	5-6	6	3	27	2	5	0	0	38	
Temple, Garrett g	3-6	0-2	4-5	4	2	10	3	3	2	0	37	
Farrer, Alex g	3-5	1-3	0-0	1	4	7	0	2	0	1	20	
Spencer, Bo	2-4	0-0	0-0	1	1	4	0	1	0	2	12	
Martin, Terry	3-5	1-2	0-0	3	1	7	0	2	0	0	20	
Green, Garrett	1-4	0-0	1-2	2	4	3	0	0	0	0	17	
TEAM				2								
Totals.....	28-59	4-13	16-19	38	22	76	8	17	3	3	200	
<b>TOTAL FG%</b>	<b>1st Half: 14-35 40.0%</b>		<b>2nd Half: 14-24 58.3%</b>		<b>Game: 47.5%</b>		<b>DB</b>					
<b>3-Pt. FG%</b>	<b>1st Half: 2-5 40.0%</b>		<b>2nd Half: 2-8 25.0%</b>		<b>Game: 30.8%</b>		<b>REB</b>					
<b>F Throw %</b>	<b>1st Half: 3-4 75.0%</b>		<b>2nd Half: 13-15 86.7%</b>		<b>Game: 84.2%</b>		<b>1,1</b>					

Vanderbilt 17-2, 2-2 SEC												
Player	fg-a	3fg-a	ft-a	reb	pf	tp	a	to	blk	s	min	
FOSTER, Shan f	6-15	4-8	2-2	3	3	18	3	0	0	0	31	
NELTNER, Ross f	6-8	0-0	4-5	5	1	16	0	0	1	2	27	
OGILVY, A.J. c	2-6	0-0	6-7	3	3	10	0	3	0	0	19	
BEAL, Jermaine g	5-10	0-3	0-1	3	1	10	9	0	0	1	32	
GORDON, Alex g	6-12	4-7	2-2	1	2	18	1	1	0	3	31	
METCALFE, Alan	2-5	0-0	2-3	3	3	6	1	2	0	0	13	
BELL, Keegan	0-0	0-0	0-0	1	0	0	3	1	0	0	7	
MCCLELLAN, D	3-3	1-1	1-3	6	4	8	2	0	1	1	21	
GRAHAM, Jamie	0-0	0-0	0-0	0	0	0	0	0	0	0	1	
WALKER, Andre	1-1	0-0	2-2	1	0	4	1	0	1	0	9	
DRAKE, George	1-5	0-1	0-0	3	0	2	1	0	0	0	9	
TEAM				2				1				
Totals.....	32-65	9-20	19-25	31	17	92	21	8	3	7	200	
<b>TOTAL FG%</b>	<b>1st Half: 15-34 44.1%</b>		<b>2nd Half: 17-31 54.8%</b>		<b>Game: 49.2%</b>		<b>DB</b>					
<b>3-Pt. FG%</b>	<b>1st Half: 4-9 44.4%</b>		<b>2nd Half: 5-11 45.5%</b>		<b>Game: 45.0%</b>		<b>REB</b>					
<b>F Throw %</b>	<b>1st Half: 9-11 81.8%</b>		<b>2nd Half: 10-14 71.4%</b>		<b>Game: 76.0%</b>		<b>2</b>					

Officials: Joe Lindsay, Patrick Evans, Bruce Benedict  
 Technical fouls: LSU-None. Vanderbilt-None.  
 Attendance: 13797

Score by Periods	1st	2nd	Total
LSU	33	43	76
Vanderbilt	43	49	92

**Game 19 - Arkansas 68, LSU 52**  
 01/26/08 8:00 pm at Maravich Center (Baton Rouge, LA)

Arkansas 14-5 (3-2)												
Player	fg-a	3fg-a	ft-a	reb	pf	tp	a	to	blk	s	min	
Thomas, Charles f	4-10	0-0	0-1	2	2	8	0	3	0	0	27	
Weems, Sonny f	7-13	5-5	2-2	7	2	21	1	3	0	1	36	
Hill, Steven c	1-3	0-0	2-2	5	2	4	1	0	5	0	24	
Welsh, Stefan g	1-4	1-2	0-0	2	2	3	0	0	0	1	16	
Beverley, Patrick g	4-11	4-7	2-4	15	2	14	1	4	1	1	39	
Ervin, Gary	3-5	0-1	4-4	4	0	10	5	3	1	1	29	
Townes, Darian	2-4	0-0	0-0	3	0	4	0	4	0	0	17	
Britt, Marcus	0-0	0-0	0-0	0	0	0	0	0	0	0	0+	
Washington, M.	1-3	0-0	2-2	2	1	4	0	0	0	0	12	
Rakestraw, Nate	0-0	0-0	0-0	0	0	0	0	0	0	0	0	
Patsatsia, Levon	0-0	0-0	0-0	0	0	0	0	0	0	0	0+	
TEAM				2								
Totals.....	23-53	10-15	12-5	42	11	68	8	17	7	4	200	
<b>TOTAL FG%</b>	<b>1st Half: 15-30 50.0%</b>		<b>2nd Half: 8-23 34.8%</b>		<b>Game: 43.4%</b>		<b>DB</b>					
<b>3-Pt. FG%</b>	<b>1st Half: 7-11 63.6%</b>		<b>2nd Half: 3-4 75.0%</b>		<b>Game: 66.7%</b>		<b>REB</b>					
<b>F Throw %</b>	<b>1st Half: 2-5 40.0%</b>		<b>2nd Half: 10-10 100%</b>		<b>Game: 80.0%</b>		<b>2</b>					

LSU 7-12 (0-5)												
Player	fg-a	3fg-a	ft-a	reb	pf	tp	a	to	blk	s	min	
Randolph, A. f	5-16	0-1	4-4	8	4	14	0	5	4	1	40-	
Thornton, Q. f	1-3	0-0	0-0	9	4	2	1	0	0	0	36-	
Thornton, M. g	7-20	4-9	2-2	5	2	20	0	1	0	1	33	
Spencer, Bo g	0-5	0-4	1-2	1	0	1	0	0	0	1	21	
Temple, Garrett g	1-6	0-2	0-0	3	4	2	4	2	0	1	25	
Martin, Terry	1-9	0-6	0-0	1	0	2	1	1	0	0	19	
Green, Garrett	0-0	0-0	0-0	1	1	0	0	0	0	0	4	
Farrer, Alex	5-10	1-4	0-0	3	2	11	2	3	0	1	22	
TEAM				6								
Totals.....	20-69	5-26	7-8	37	17	52	8	12	4	5	200	
<b>TOTAL FG%</b>	<b>1st Half: 9-33 27.3%</b>		<b>2nd Half: 11-36 30.6%</b>		<b>Game: 29.0%</b>		<b>DB</b>					
<b>3-Pt. FG%</b>	<b>1st Half: 1-12 8.3%</b>		<b>2nd Half: 4-14 28.6%</b>		<b>Game: 19.2%</b>		<b>REB</b>					
<b>F Throw %</b>	<b>1st Half: 3-4 75.0%</b>		<b>2nd Half: 4-4 100%</b>		<b>Game: 87.5%</b>		<b>2</b>					

Officials: Doug Shows, Pat Adams, Bruce Benedict  
 Technical fouls: Arkansas-None. LSU-None.  
 Attendance: 8860

Score by Periods	1st	2nd	Total
Arkansas	39	29	68
LSU	22	30	52

**Game 20 -- LSU 81, Auburn 80**  
 01-30-08 7:00 p.m. at Auburn, Ala.

LSU 8-12, 1-5												
Player	fg-a	3fg-a	ft-a	reb	pf	tp	a	to	blk	s	min	
Randolph, A. f	9-15	0-0	3-4	6	4	21	2	3	2	0	31	
Thornton, Q. f	0-0	0-0	2-2	0	2	2	3	1	1	0	20	
Thornton, M. g	14-23	8-15	2-2	7	2	38	1	0	0	1	39	
Temple, Garrett g	0-4	0-3	1-2	5	3	1	7	1	0	0	39	
Farrer, Alex g	1-2	0-1	0-0	1	2	2	2	1	0	0	20	
Spencer, Bo	0-1	0-0	0-0	0	0	0	0	0	0	0	2	
Martin, Terry	4-7	2-5	1-2	1	0	11	1	0	0	0	25	
Johnson, Chris	3-9	0-1	0-0	3	1	6	0	1	2	0	24	
TEAM				4								
Totals.....	31-61	10-25	9-12	30	14	81	16	7	5	1	200	
<b>TOTAL FG%</b>												

**Game 21 -- Alabama 81, LSU 72**  
**02/02/08 2:00PM CST at Coleman Coliseum, (Tuscaloosa, AL)**

LSU Tigers 8-13, 1-6 SEC												
Player	fg-a	3fg-a	ft-a	reb	pf	tp	a	to	blk	s	min	
Randolph, A. f	4-14	0-0	5-6	12	1	13	1	4	2	1	34	
Thornton, Q. f	1-1	0-0	0-0	1	2	2	0	0	0	0	9	
Thornton, M. g	7-19	4-11	4-4	3	2	22	1	4	0	1	36	
Temple, Garrett g	2-6	1-2	2-2	9	2	7	5	5	0	3	40	
Farrer, Alex g	1-3	1-1	0-0	1	2	3	0	0	0	0	24	
Spencer, Bo	0-0	0-0	0-0	0	0	0	1	1	0	1	4	
Martin, Terry	3-7	2-5	4-4	4	4	12	4	1	0	0	26	
Johnson, Chris	3-7	1-3	6-6	4	4	13	0	0	1	0	27	
TEAM				2	1			1				
Totals.....	21-57	9-22	21-22	36	18	72	12	16	3	6	200	

<b>TOTAL FG%</b>	<b>1st Half: 11-34 32.4%</b>	<b>2nd Half: 10-23 43.5%</b>	<b>Game: 36.8%</b>	<b>DB</b>
<b>3-Pt. FG%</b>	<b>1st Half: 3-11 27.3%</b>	<b>2nd Half: 6-11 54.5%</b>	<b>Game: 40.9%</b>	<b>REB</b>
<b>F Throw %</b>	<b>1st Half: 10-10 100%</b>	<b>2nd Half: 11-12 91.7%</b>	<b>Game: 95.5%</b>	<b>1</b>

University of Alabama 13-9, 2-5 SEC												
Player	fg-a	3fg-a	ft-a	reb	pf	tp	a	to	blk	s	min	
Jemison, D. f	1-2	0-0	2-3	6	4	4	2	3	0	0	18	
Hendrix, R. f	9-18	0-0	1-4	17	1	19	2	3	3	4	36	
Riley, Mykal g	6-14	3-7	4-6	5	4	19	1	0	1	1	24	
Hollinger, B g	3-6	2-5	2-2	2	1	10	6	1	0	0	34	
Gee, Alonzo g	5-10	2-5	3-5	2	3	15	2	1	0	2	38	
Torrance, Mikhail	0-1	0-0	0-0	0	1	0	3	1	0	0	9	
Tubbs, Justin	1-1	1-1	0-0	0	0	3	0	0	0	0	3	
Pickett, Rico	1-3	0-1	0-0	0	1	2	2	2	0	1	11	
Hillman, Senario	2-4	1-2	4-4	2	3	9	2	2	1	4	25	
Coleman, Yamene	0-0	0-0	0-0	0	0	0	0	0	0	0	2	
TEAM				2								
Totals.....	28-59	9-21	16-24	36	18	81	20	13	5	12	200	

<b>TOTAL FG%</b>	<b>1st Half: 16-36 44.4%</b>	<b>2nd Half: 12-23 52.2%</b>	<b>Game: 47.5%</b>	<b>DB</b>
<b>3-Pt. FG%</b>	<b>1st Half: 7-16 43.8%</b>	<b>2nd Half: 2-5 40.0%</b>	<b>Game: 42.9%</b>	<b>REB</b>
<b>F Throw %</b>	<b>1st Half: 4-6 66.7%</b>	<b>2nd Half: 12-18 66.7%</b>	<b>Game: 66.7%</b>	<b>3</b>

Officials: Mike Stuart, Doug Simmons, Mike Nance  
 Technical fouls: LSU Tigers-TEAM. University of Alabama-None.  
 Attendance: 15316

Score by Periods	1st	2nd	Total
LSU Tigers	35	37	72
University of Alabama	43	38	81

**Game 22 -- Tennessee 47, LSU 45**  
**02/09/08 2:00 pm at Maravich Center (Baton Rouge, LA)**

Tennessee 21-2 (8-1)												
Player	fg-a	3fg-a	ft-a	reb	pf	tp	a	to	blk	s	min	
Smith, Tyler f	5-13	2-3	0-0	5	2	12	0	4	1	1	35	
Chism, Wayne f	4-6	0-1	0-4	8	3	8	0	0	1	3	28	
Smith, JaJuan g	1-8	0-5	0-0	1	2	2	3	1	0	1	22	
Lofton, Chris g	6-12	3-5	0-0	7	1	15	0	1	0	2	35	
Smith, Ramar g	0-4	0-0	1-2	3	2	1	2	1	0	2	30	
Howell, Jordan	0-4	0-4	0-0	0	0	0	0	3	0	0	10	
Tabb, Josh	0-0	0-0	0-0	0	0	0	0	0	0	0	0	
Prince, J.P.	1-7	0-1	1-5	5	2	3	1	3	3	3	22	
Crews, Duke	2-6	0-0	2-4	4	1	6	0	0	0	1	13	
Williams, Brian	0-0	0-0	0-0	2	0	0	0	1	0	0	5	
TEAM				4				1				
Totals.....	19-60	5-19	4-15	39	13	47	6	15	5	13	200	

<b>TOTAL FG%</b>	<b>1st Half: 10-32 31.3%</b>	<b>2nd Half: 9-28 32.1%</b>	<b>Game: 31.7%</b>	<b>DB</b>
<b>3-Pt. FG%</b>	<b>1st Half: 3-9 33.3%</b>	<b>2nd Half: 2-10 20.0%</b>	<b>Game: 26.3%</b>	<b>REB</b>
<b>F Throw %</b>	<b>1st Half: 4-10 40.0%</b>	<b>2nd Half: 0-5 0.0%</b>	<b>Game: 26.7%</b>	<b>5</b>

LSU 8-14 (1-7)												
Player	fg-a	3fg-a	ft-a	reb	pf	tp	a	to	blk	s	min	
Thornton, M. f	5-11	1-4	1-2	7	4	12	0	6	1	1	28	
Johnson, Chris c	8-15	0-4	1-1	8	2	17	1	3	4	1	38	
Randolph, A. f	3-8	0-1	0-1	8	3	6	1	3	1	0	30	
Temple, Garrett g	1-3	1-3	0-0	1	4	3	2	2	0	1	36	
Farrer, Alex g	1-2	0-0	0-0	3	2	2	1	3	0	4	23	
Spencer, Bo	0-2	0-2	0-0	3	0	0	0	0	0	0	6	
Martin, Terry	1-7	0-5	0-0	1	2	2	1	3	1	1	27	
Green, Garrett	1-2	1-1	0-0	1	0	3	0	1	1	0	8	
Thornton, Quintin	0-0	0-0	0-0	1	1	0	0	1	1	0	4	
TEAM				5								
Totals.....	20-50	3-20	2-4	38	18	45	6	22	9	8	200	

<b>TOTAL FG%</b>	<b>1st Half: 11-24 45.8%</b>	<b>2nd Half: 9-26 34.6%</b>	<b>Game: 40.0%</b>	<b>DB</b>
<b>3-Pt. FG%</b>	<b>1st Half: 2-10 20.0%</b>	<b>2nd Half: 1-10 10.0%</b>	<b>Game: 15.0%</b>	<b>REBS</b>
<b>F Throw %</b>	<b>1st Half: 0-0 0.0%</b>	<b>2nd Half: 2-4 50.0%</b>	<b>Game: 50.0%</b>	<b>1,1</b>

Officials: Antinio Petty, Mike Nance, Ron Groover  
 Technical fouls: Tennessee-None. LSU-None.  
 Attendance: 10165

Score by Periods	1st	2nd	Total
Tennessee	27	20	47
LSU	24	21	45

**Game 23 -- LSU 85, Florida 73**  
**02/13/08 8 p.m. at Stephen C. O'Connell Center**

LSU 9-14, 2-7												
#Player	fg-a	3fg-a	ft-a	reb	pf	tp	a	to	blk	s	min	
Randolph, Anthony f	10-16	0-0	2-6	5	2	22	1	4	2	1	38	
Johnson, Chris c	8-11	2-5	1-1	6	3	19	3	2	4	1	34	
Thornton, Marcus g	8-11	4-7	0-0	3	1	20	1	1	0	4	35	
Temple, Garrett g	3-6	1-3	3-4	2	2	10	5	2	0	2	34	
Farrer, Alex g	0-2	0-1	4-4	2	3	4	6	0	0	1	30	
Spencer, Bo	0-1	0-0	0-0	0	0	0	0	2	0	0	5	
Martin, Terry	4-8	2-4	0-0	0	0	10	0	2	0	0	15	
Thornton, Quintin	0-0	0-0	0-0	0	1	0	1	0	0	0	9	
TEAM				4								
Totals.....	33-55	9-20	10-15	22	12	85	19	11	6	9	200	

<b>TOTAL FG%</b>	<b>1st Half: 17-30 56.7%</b>	<b>2nd Half: 16-25 64.0%</b>	<b>Game: 60.0%</b>	<b>DB</b>
<b>3-Pt. FG%</b>	<b>1st Half: 5-13 38.5%</b>	<b>2nd Half: 4-7 57.1%</b>	<b>Game: 45.0%</b>	<b>REBS</b>
<b>F Throw %</b>	<b>1st Half: 2-2 100%</b>	<b>2nd Half: 8-13 61.5%</b>	<b>Game: 66.7%</b>	<b>1</b>

Florida 19-6, 6-4												
Player	fg-a	3fg-a	ft-a	reb	pf	tp	a	to	blk	s	min	
Werner, Dan f	6-16	1-7	0-0	9	2	13	4	3	0	0	31	
Calathes, Nick f	6-9	3-6	1-1	7	3	16	5	5	0	1	324	
Speights, M. c	4-9	0-0	3-4	8	4	11	1	3	0	0	22	
Lucas, Jai g	2-6	0-4	0-0	0	2	4	5	4	0	0	32	
Hodge, Walter g	4-8	2-4	0-0	6	3	10	0	3	0	0	29	
Mitchell, Jonathan	2-3	1-1	0-0	1	1	5	0	0	0	0	9	
Allen, Adam	2-2	2-2	0-0	0	0	6	0	0	0	1	6	
Tyus, Alex	2-3	0-0	0-0	3	0	4	0	0	1	0	15	
Parsons, C.	2-9	0-3	0-0	2	0	4	0	1	0	0	24	
TEAM				3								
Totals.....	30-65	9-27	4-5	39	15	73	15	19	1	2	200	

<b>TOTAL FG%</b>	<b>1st Half: 14-29 48.3%</b>	<b>2nd Half: 16-36 44.4%</b>	<b>Game: 46.2%</b>	<b>DB</b>
<b>3-Pt. FG%</b>	<b>1st Half: 4-12 33.3%</b>	<b>2nd Half: 5-15 33.3%</b>	<b>Game: 33.3%</b>	<b>REBS</b>
<b>F Throw %</b>	<b>1st Half: 1-2 50.0%</b>	<b>2nd Half: 3-3 100%</b>	<b>Game: 80.0%</b>	<b>1</b>

Officials: Karl Hess, Jim Burr, Tom Eades  
 Technical fouls: LSU-None. University of Florida-None.  
 Attendance: 11880

Score by Periods	1st	2nd	Total
LSU	41	44	85
University of Florida	33	40	73

**Game 24 -- Kentucky 67, LSU 63**  
**02/16/08 12:00 pm at Maravich Center (Baton Rouge, LA)**

Kentucky 13-10 (7-3)												
Player	fg-a	3fg-a	ft-a	reb	pf	tp	a	to	blk	s	min	
Crawford, Joe f	8-14	3-7	2-3	2	1	21	2	2	0	0	37	
Harris, Ramon f	0-0	0-0	0-0	1	0	0	0	0	0	0	4	
Coury, Mark f	0-1	0-0	0-0	1	0	0	0	0	0	0	3	
Patterson, P. c	7-10	0-0	0-1	5	3	14	1	3	0	0	33	
Bradley, Ramel g	5-11	2-3	4-4	7	2	16	6	5	0	3	40	
Jasper, Derrick	2-4	0-1	2-2	7	3	6	3	2	0	0	34	
Stewart, A.J.	0-0	0-0	0-0	1	0	0	0	0	0	0	9	
Stevenson, Perry	1-5	0-0	0-0	4	4	2	2	1	3	0	27	
Meeks, Jodie	2-5	2-3	0-0	1	0	6	2	0	0	0	12	
Carter, Jared	1-1	0-0	0-0	0	0	2	0	0	0	0	1	
TEAM				2		</						

**Game 25 -- Arkansas 87, LSU 61**  
02-20-08 7:05 p.m. at Fayetteville, Ark.

Player	fg-a	3fg-a	ft-a	reb	pf	tp	a	to	blk	s	min
Randolph, A. f	6-14	0-1	4-7	7	4	16	0	4	4	0	36
Johnson, Chris c	3-11	1-4	2-4	7	5	9	3	4	0	0	32
Martin, Terry g	6-13	2-6	4-5	5	2	18	1	3	0	0	30
Temple, Garrett g	2-8	0-2	4-6	7	3	8	6	3	0	3	40
Farrer, Alex g	2-4	0-0	1-4	3	1	5	2	2	0	1	29
Thornton, Marcus	1-3	0-0	0-0	1	0	2	0	0	0	0	4
Spencer, Bo	13-	1-1	0-0	2	0	3	2	0	0	1	17
Green, Garrett	0-0	0-0	0-0	0	3	0	0	0	0	0	6
Thornton, Quintin	0-1	0-0	0-0	1	1	0	0	0	0	0	6
TEAM				1							
Totals.....	21-57	4-14	15-26	34	19	61	14	16	4	5	200

<b>TOTAL FG%</b>	1st Half: 10-31 32.3%	2nd Half: 11-26 42.3%	Game: 36.8%	DB
<b>3-Pt. FG%</b>	1st Half: 1-6 16.7%	2nd Half: 3-8 37.5%	Game: 28.6%	REBS
<b>F Throw %</b>	1st Half: 7-12 58.3%	2nd Half: 8-14 57.1%	Game: 57.7%	7,1

Player	fg-a	3fg-a	ft-a	reb	pf	tp	a	to	blk	s	min
Weems, Sonny f	4-11	2-4	1-2	2	2	11	4	2	0	1	16
Washington, Mi. f	1-4	0-0	3-4	3	2	5	0	1	0	1	12
Hill, Steven c	3-4	0-0	0-1	3	1	6	0	0	2	1	18
Ervin, Gary g	7-13	1-3	2-2	6	1	17	2	3	0	1	25
Beverly, P. g	3-6	2-4	1-3	9	1	9	3	2	1	2	33
Thomas, Charles	3-4	0-1	0-0	2	4	6	1	2	0	0	14
Townes, Darian	6-6	0-0	0-0	7	2	12	4	0	1	1	18
Britt, Marcus	0-1	0-1	2-2	0	0	2	1	0	0	0	12
Welsh, Stefan	3-8	3-5	1-2	2	1	10	3	3	0	0	22
Rakestraw, Nate	0-1	0-1	0-2	0	1	0	0	1	0	0	9
Patsatsia, Levan	0-0	0-0	0-0	0	0	0	0	0	0	0	3
Cox, Stephen	0-1	0-0	0-0	1	0	0	0	0	0	0	2
Hunter, Vincent	3-4	3-4	0-0	1	2	9	0	0	1	0	16
TEAM				2							
Totals.....	33-63	11-23	10-18	38	17	87	18	14	5	7	200

<b>TOTAL FG%</b>	1st Half: 20-34 58.8%	2nd Half: 13-29 44.8%	Game: 52.4%	DB
<b>3-Pt. FG%</b>	1st Half: 9-13 69.2%	2nd Half: 2-10 20.0%	Game: 47.8%	REBS
<b>F Throw %</b>	1st Half: 2-3 66.7%	2nd Half: 8-15 53.3%	Game: 55.6%	4,1

Officials: J.B. Caldwell, Doug Simmons, Les Jones  
Technical fouls: LSU-Johnson, Chris. Arkansas-None.  
Attendance: 16212

Score by Periods	1st	2nd	Total
LSU	28	33	61
Arkansas	51	36	87

**Game 26 -- LSU 69, Ole Miss 49**  
02/23/08 5:00 pm at Maravich Center (Baton Rouge, LA)

Player	fg-a	3fg-a	ft-a	reb	pf	tp	a	to	blk	s	min
Parnell, J. f	1-5	0-0	0-0	4	1	2	0	0	0	0	13
Curtis, D. c	4-10	0-0	0-0	8	1	8	1	1	0	1	28
Warren, Chris g	3-16	2-10	0-0	0	2	8	1	1	0	0	31
Polynice, E. g	2-8	0-0	1-2	12	2	5	4	2	1	2	22
Huertas, D. g	2-11	1-6	4-4	10	5	9	0	3	1	1	23
Jones, Rodney	2-3	2-3	0-0	0	0	6	0	0	0	0	4
Smith, Brian	0-1	0-0	0-0	2	0	0	3	1	0	0	12
Watson, T.	1-4	0-0	0-1	2	1	2	0	0	0	0	9
White, Malcolm	0-2	0-0	1-2	0	2	1	0	1	1	1	7
Gaskins, Trevor	0-3	0-3	0-0	2	2	0	1	0	0	0	9
Graham, Zach	1-2	0-0	0-0	2	1	2	0	0	0	0	16
Williams, Kenny	3-6	0-0	0-2	1	4	6	0	0	2	0	26
TEAM				3							
Totals.....	19-71	5-22	6-11	46	21	49	10	9	5	5	200

<b>TOTAL FG%</b>	1st Half: 9-36 25.0%	2nd Half: 10-35 28.6%	Game: 26.8%	DB
<b>3-Pt. FG%</b>	1st Half: 0-9 0.0%	2nd Half: 5-13 38.5%	Game: 22.7%	REBS
<b>F Throw %</b>	1st Half: 5-8 62.5%	2nd Half: 1-3 33.3%	Game: 54.5%	1

Player	fg-a	3fg-a	ft-a	reb	pf	tp	a	to	blk	s	min
Randolph, A. f	6-14	0-0	3-3	11	2	15	3	2	4	1	31
Johnson, C. c	5-11	0-0	2-3	15	1	12	1	0	5	0	37
Thornton, M. g	6-15	3-10	2-2	4	1	17	1	1	0	0	26
Temple, G. g	2-5	1-2	1-1	6	4	6	4	2	2	0	28
Farrer, Alex g	0-4	0-1	1-2	3	3	1	1	3	1	0	25
Terrebonne, G.	0-0	0-0	2-2	0	0	2	0	0	0	0	2
Spencer, Bo	2-6	1-2	0-0	1	2	5	0	0	0	1	14
Martin, Terry	3-6	2-4	3-4	2	2	11	3	0	0	0	22
Green, Garrett	0-2	0-0	0-0	2	1	0	0	0	0	0	6
Thornton, Q.	0-0	0-0	0-0	1	0	0	0	0	0	0	9
TEAM				6							
Totals.....	24-63	7-19	14-17	51	16	69	13	8	12	2	200

<b>TOTAL FG%</b>	1st Half: 14-33 42.4%	2nd Half: 10-30 33.3%	Game: 38.1%	DB
<b>3-Pt. FG%</b>	1st Half: 4-11 36.4%	2nd Half: 3-8 37.5%	Game: 36.8%	REBS
<b>F Throw %</b>	1st Half: 3-3 100%	2nd Half: 11-14 78.6%	Game: 82.4%	1

Officials: Doug Simmons, Antinio Petty, Michael Stephens  
Technical fouls: Ole Miss-Huertas, David. LSU-Johnson, Chris.  
Attendance: 8765

Score by Periods	1st	2nd	Total
Ole Miss	23	26	49
LSU	35	34	69

**Game 27 -- LSU 62, South Carolina 55**  
2/27/08 7:30 PM at Columbia, S.C.

Player	fg-a	3fg-a	ft-a	reb	pf	tp	a	to	blk	s	min
Randolph, A. f	7-17	0-0	6-6	10	2	20	0	3	0	1	34
Johnson, Chris c	5-10	1-4	2-2	10	2	13	0	4	6	1	40
Thornton, M. g	4-12	2-8	4-4	7	0	14	1	4	0	0	34
Temple, Garrett g	5-8	1-1	0-0	3	3	11	2	2	1	1	40
Farrer, Alex g	0-3	0-2	2-2	3	2	2	1	1	2	0	26
Martin, Terry	0-2	0-1	0-0	3	1	0	2	0	0	0	19
Green, Garrett	1-2	0-1	0-0	1	0	2	0	0	0	0	5
Thornton, Q.	0-0	0-0	0-0	0	0	0	0	0	0	0	2
TEAM				7							
Totals.....	22-54	4-17	14-14	44	10	62	6	14	9	3	200

<b>TOTAL FG%</b>	1st Half: 12-26 46.2%	2nd Half: 10-28 35.7%	Game: 40.7%	DEADBALL
<b>3-Pt. FG%</b>	1st Half: 4-11 36.4%	2nd Half: 0-6 0.0%	Game: 23.5%	REBS
<b>F Throw %</b>	1st Half: 1-1 100%	2nd Half: 13-13 100%	Game: 100%	0,1

Player	fg-a	3fg-a	ft-a	reb	pf	tp	a	to	blk	s	min
Archie, D. f	5-12	0-4	3-3	4	1	13	0	0	0	3	32
Day, Dwayne f	2-4	0-2	0-0	4	4	4	2	0	0	0	31
Baniulis, E. f	1-3	1-2	0-0	0	3	3	0	1	0	0	10
Downey, D. g	2-9	0-3	2-2	3	1	6	6	1	1	0	40
Raley-Ross, B. g	0-4	0-1	0-0	2	0	0	0	1	0	0	18
Fredrick, Zam	8-18	3-10	2-2	4	0	21	4	0	0	2	32
Holmes, Mike	2-9	0-0	0-0	6	2	4	1	0	1	4	26
Muldrow, Sam	2-5	0-0	0-0	2	2	4	0	1	2	0	11
TEAM				3							
Totals.....	22-64	4-22	7-7	28	13	55	13	4	4	9	200

<b>TOTAL FG%</b>	1st Half: 10-28 35.7%	2nd Half: 12-36 33.3%	Game: 34.4%	DEADBALL
<b>3-Pt. FG%</b>	1st Half: 2-11 18.2%	2nd Half: 2-11 18.2%	Game: 18.2%	REBS
<b>F Throw %</b>	1st Half: 4-4 100%	2nd Half: 3-3 100%	Game: 100%	0,1

Officials: J.B. Caldwell, Pat Adams, Roger Ayers  
Technical fouls: LSU-None. South Carolina-None.  
Attendance: 11246

Score by Periods	1st	2nd	Total
LSU	29	33	62
South Carolina	26	29	55

**Game 28 LSU 71, Georgia 64**  
03/02/08 1:00 pm at Maravich Center (Baton Rouge, LA)

Player	fg-a	3fg-a	ft-a	reb	pf	tp	a	to	blk	s	min
Jackson, Albert f	1-3	0-0	0-0	4	5	2	1	5	0	0	15
Bliss, Dave c	1-4	0-0	3-4	5	4	5	3	2	1	1	30
Gaines, S. g	2-7	0-1	0-1	4	2	4	2	2	0	2	24
Woodbury, T. g	5-9	1-4	0-1	5	5	11	1	4	0	0	30
Humphrey, B. g	8-13	5-8	5-6	5	2	26	0	1	0	1	38
Swansey, Zac	1-6	0-1	1-3	4	1	3	4	1	1	4	25
Brewer, Troy	1-4	1-3	0-0	1	2	3	0	0	0	0	7
Butler, Corey	0-0	0-0	0-0	0	0	0	0	0	0	0	0+
Price, Jeremy	5-10	0-0	0-0	4	4	10	0	3	0	0	31
TEAM				4							
Totals.....	24-56	7-17	9-15	36	25	64	11	18	2	8	200

<b>TOTAL FG%</b>	1st Half: 14-32 43.8%	2nd Half: 10-24 41.7%	Game: 42.9%	DB
<b>3-Pt. FG%</b>	1st Half: 6-9 66.7%	2nd Half: 1-8 12.5%	Game: 41.2%	REBS
<b>F Throw %</b>	1st Half: 0-3 0.0%	2nd Half: 9-12 75.0%	Game: 60.0%	2

Game 29 -- LSU 80, Alabama 74  
03/05/08 7:00 pm at Maravich Center (Baton Rouge, LA)

Alabama 15-15 (4-11)

Player	fg-a	3fg-a	ft-a	reb	pf	tp	a	to	blk	s	min
Jemison, Demetrius f	6-11	0-0	2-2	8	1	14	0	1	0	1	33
Hendrix, Richard f	6-13	0-0	4-8	13	4	16	3	0	0	0	27
Riley, Mykal g	4-10	1-6	0-0	3	2	9	3	1	0	1	29
Pickett, Rico g	0-2	0-1	1-2	0	1	1	0	1	0	1	13
Gee, Alonzo g	3-12	0-2	4-4	7	3	10	0	2	0	1	28
Hollinger, Brandon	2-8	2-3	0-0	1	0	6	3	3	0	0	26
Hillman, Senario	5-6	2-3	0-0	2	2	12	2	0	0	1	23
Coleman, Yamene	3-6	0-0	0-1	2	2	6	1	0	2	0	21
TEAM				6							
Totals.....	29-68	5-15	11-17	42	15	74	12	8	2	5	200

TOTAL FG%	1st Half: 16-34 47.1%	2nd Half: 13-34 38.2%	Game: 42.6%	DB
3-Pt. FG%	1st Half: 2-7 28.6%	2nd Half: 3-8 37.5%	Game: 33.3%	REBS
F Throw %	1st Half: 10-15 66.7%	2nd Half: 1-2 50.0%	Game: 64.7%	4

LSU 13-16 (6-9)

Player	fg-a	3fg-a	ft-a	reb	pf	tp	a	to	blk	s	min
Randolph, Anthony f	10-16	0-0	9-9	5	2	29	1	2	5	0	39
Johnson, Chris c	3-5	1-1	4-4	10	2	11	4	0	7	0	27
Thornton, Marcus g	10-17	4-8	3-4	4	0	27	5	1	2	3	38
Temple, Garrett g	0-2	0-1	1-2	3	4	1	8	2	0	2	29
Farrer, Alex g	0-2	0-2	2-2	0	1	2	1	2	0	1	13
Spencer, Bo	1-3	1-2	0-0	0	1	3	0	0	0	0	15
Martin, Terry	3-6	1-3	0-0	1	3	7	1	0	0	0	25
Green, Garrett	0-0	0-0	0-0	0	0	0	0	0	0	0	4
Thornton, Quintin	0-0	0-0	0-0	1	2	0	0	0	0	0	10
TEAM				1							
Totals.....	27-51	7-17	19-21	25	15	80	20	7	14	6	200

TOTAL FG%	1st Half: 14-25 56.0%	2nd Half: 13-26 50.0%	Game: 52.9%	DB
3-Pt. FG%	1st Half: 4-11 36.4%	2nd Half: 3-6 50.0%	Game: 41.2%	REBS
F Throw %	1st Half: 5-6 83.3%	2nd Half: 14-15 93.3%	Game: 90.5%	0

Officials: Mike Stuart, Doug Shows, Joe Lindsay  
Technical fouls: Alabama-None. LSU-None.  
Attendance: 9136

Score by Periods	1st	2nd	Total
Alabama	44	30	74
LSU	37	43	80

Game 30 -- Miss. State 84, LSU 75  
03-08-08 3:00 p.m. at Starkville, Miss. (Humphrey Coliseum)

LSU 13-17, 6-10 SEC

Player	fg-a	3fg-a	ft-a	reb	pf	tp	a	to	blk	s	min
Randolph, Anthony f	4-15	0-1	6-10	10	4	14	1	4	1	1	32
Johnson, Chris c	8-17	1-3	0-0	6	4	17	1	0	1	0	25
Thornton, Marcus g	13-27	6-12	6-7	4	1	38	0	2	0	0	40
Temple, Garrett g	1-6	0-2	0-0	5	3	2	2	3	0	1	40
Farrer, Alex g	0-0	0-0	0-0	3	2	0	1	0	0	1	15
Spencer, Bo	0-1	0-1	0-0	2	3	0	2	0	0	1	12
Martin, Terry	1-4	0-3	0-0	1	0	2	0	2	0	0	13
Green, Garrett	1-1	0-0	0-0	0	0	2	0	0	0	0	2
Thornton, Quintin	0-1	0-0	0-0	4	4	0	0	1	0	0	21
TEAM				6							
Totals.....	28-72	7-22	12-27	41	21	75	7	12	2	4	200

TOTAL FG%	1st Half: 15-33 45.5%	2nd Half: 13-39 33.3%	Game: 38.9%	DB
3-Pt. FG%	1st Half: 2-7 28.6%	2nd Half: 5-15 33.3%	Game: 31.8%	REBS
F Throw %	1st Half: 11-15 73.3%	2nd Half: 1-2 50.0%	Game: 70.6%	3

Mississippi State 21-9, 12-4 SEC

Player	fg-a	3fg-a	ft-a	reb	pf	tp	a	to	blk	s	min
Rhodes, Charles f	9-17	0-0	9-10	0	1	27	0	4	2	0	36
Varnado, Jarvis c	3-8	1-1	0-0	6	3	7	1	1	7	0	27
Hansbrough, Ben g	4-7	3-6	1-2	5	1	12	3	2	0	1	35
Stewart, Barry g	2-9	1-6	0-0	4	3	5	0	2	0	1	39
Gordon, Jamont g	6-15	3-7	8-10	9	2	23	4	5	1	0	37
Johnson, Ravern	1-1	0-0	0-0	0	0	2	1	0	0	0	4
Begley, Billy	0-0	0-0	0-0	0	0	0	0	0	0	0	1
Benock, Riley	0-0	0-0	0-0	1	1	0	0	0	0	0	3
Johnson, Brian	2-4	0-0	2-2	2	1	6	0	0	0	0	9
Bailey, Elgin	1-1	0-0	0-0	0	1	2	0	0	0	0	9
TEAM				3							
Totals.....	28-62	8-20	20-24	40	13	84	9	14	10	2	200

TOTAL FG%	1st Half: 15-32 46.9%	2nd Half: 13-30 43.3%	Game: 45.2%	DB
3-Pt. FG%	1st Half: 6-12 50.0%	2nd Half: 2-8 25.0%	Game: 40.0%	REBS
F Throw %	1st Half: 6-6 100%	2nd Half: 14-18 77.8%	Game: 83.3%	1,2

Officials: Tom Eades, Pat Adams, Patrick Evans.  
Technical fouls: Louisiana State-None. Mississippi State-None.  
Attendance: 9197

Score by Periods	1st	2nd	Total
Louisiana State	43	32	75
Mississippi State	42	42	84



# Anthony Randolph

Forward • 6-10 • 205 • Freshman • HS • Dallas, Texas • Woodrow Wilson HS

# 3

## Top Performances

**Points**  
 Season: 29, vs. Alabama, 3/5/08  
 Career: 29, vs. Alabama, 3/5/08

**Rebounds**  
 Season: 19, at Vandy, 1/19/08  
 Career: 19, at Vandy, 1/19/08

**Field Goals Made**  
 Season: 10, three times  
 Career: 10, three times

**3 PT FG Made**  
 Season: 1, twice  
 Career: 1, twice

**Free Throws Made**  
 Season: 9, vs. Alabama, 3/5/08  
 Career: 9, vs. Alabama, 3/5/08

**Assists**  
 Season: 4, twice  
 Career: 4, twice

**Blocks**  
 Season: 6, vs. SLU, 11/12/07  
 Career: 6, vs. SLU, 11/12/07

**Steals**  
 Season: 4, three times  
 Career: 4, three times

**Minutes Played**  
 Season: 40, vs. Arkansas, 1/26/08  
 Career: 40, vs. Arkansas, 1/26/08

## Top Career Scoring Games

- 29 vs. Alabama, 3/5/08
- 24 vs. Kentucky, 2/16/08
- 24 vs. Southern, 11/30/07
- 22 at Florida, 2/13/08
- 21 at Auburn, 1/30/08
- 21 vs. Arizona State, 11/21/07
- 21 vs. Chaminade, 11/20/07
- 20 at South Carolina, 2/27/08
- 19 vs. Georgia, 3/2/08
- 19 vs. Southeastern La., 11/12/07

**SEC Freshman of the Week, Nov. 19, Feb. 4, Feb. 18, March 3**  
**Jay Bilas' ESPN.com All-Maui Team, Nov. 21**  
**NABC All-District Second Team**

## Freshman Season (2007-08)


Finished regular season with ninth double double (14-10) at Miss. State (3/8) ... Had season best 29 points against Alabama (3/5) ... Eighth double double at S. Carolina (2/27) ... 20 points 10 boards, seventh game of 20 or more ... Had seventh double up in win vs. Ole Miss (2/23), 15 points, 11 rebounds ... 16 points, 4 blocks at Arkansas (2/20) ... Had sixth double double at Kentucky with 24 points and 14 rebounds (2/16) ... Topped 20 in both conference wins -- 22 at Florida (2/13) ... 11-game double figure scoring streak snapped vs. Tennessee (2/9) ... Earns second freshman of the week honors after Auburn-Alabama week ... Had fifth double double against Alabama (2/2) and 11th straight double figure scoring game ... Fourth 20-point, 10th straight double figure game with 21 at Auburn (1/30), 17 in the second half ... Ninth straight double figure scoring game with 14 vs. Arkansas (1/26), first game to play all 40 minutes ... Season rebounding high of 19 as he gets a double double for the second consecutive Saturday at Vandy (1/19) ... Third double double of the season against 16th-ranked Ole Miss (1/12), 18 points, 11 rebounds, 8-of-14 from the field .. Fifth straight double figure game of 10 in SEC opener vs. Mississippi State (1/9) ... Fourth straight double figure game with 16 at Texas A&M (1/5), playing most minutes of his career at 37 ... Third straight double figure game with 15 against Tulane (1/2) ... Ten points, nine boards against Washington, first game with no blocks (12/29) ... Eighth double figure scoring game with 14 against Oregon State (12/22) ... With four blocks against Northwestern State (12/15), blocked 13 shots last three games ... Rebounded from off-night against Nicholls State (11/28) to record career high 24 points and second double double with 11 boards against Southern (11/30) ... 21 points in Maui versus Chaminade (11/20) and Arizona State (11/21) ... Named SEC Freshman of the Week (11/19) games ... Strong debut with his first double double against Southeastern (11/12) 19 points, 13 rebounds.

## Randolph's Game-by-Game Statistics 2007-08

OPPONENT	MIN	FG	3FG	FT	REB	PF/D	A	TO	BLK	STL	PTS
Southeastern La.	33	7-11	1-2	4-6	13	2/0	2	2	6	4	19
McNeese State	29	5-9	0-1	2-4	7	3/0	3	2	1	2	12
Oklahoma State	26	2-5	0-1	1-2	5	4-0	2	5	3	0	5
Chaminade	32	9-14	0-0	3-4	9	2-0	2	4	2	1	21
Arizona State	34	8-14	0-2	5-6	7	2-0	1	0	2	1	21
Nicholls State	21	3-6	0-1	0-0	7	2-0	1	2	3	3	6
Southern	26	10-14	1-2	3-5	11	1-0	1	3	5	0	24
Villanova	27	5-10	0-1	2-3	6	5-0	1	4	4	1	12
Northwestern St.	28	3-9	0-1	7-10	8	1-0	4	1	4	1	13
Wichita State	28	3-13	0-1	0-1	3	2-0	1	0	2	4	6
Oregon State	35	3-10	0-0	8-12	9	3-0	0	3	1	2	14
Washington	36	2-11	0-0	6-6	9	3-0	0	3	0	3	10
Tulane	35	5-11	0-0	5-6	9	4-0	1	1	3	0	15
Texas A&M	37	7-17	0-2	2-6	7	4-0	0	2	2	0	16
Mississippi St.	26	4-13	0-0	2-5	9	3-0	0	2	2	0	10
Ole Miss	39	8-14	0-0	2-5	11	1-0	1	3	3	1	18
Auburn	32	6-9	0-0	0-2	5	2-0	4	5	0	1	12
Vanderbilt	37	4-12	0-0	6-6	19	3-0	3	4	1	0	14
Arkansas	40	5-16	0-1	4-4	8	4-0	0	5	4	1	14
Auburn	31	9-15	0-0	3-4	6	4-0	2	3	2	0	21
Alabama	34	4-14	0-0	5-6	12	1-0	1	4	2	1	13
Tennessee	30	3-8	0-1	0-1	8	3-0	1	3	1	0	6
Florida	38	10-16	0-0	2-6	5	2-0	1	4	2	1	22
Kentucky	38	9-16	0-0	6-8	14	3-0	0	4	1	4	24
Arkansas	36	6-14	0-1	4-7	7	4-0	0	4	4	0	16
Ole Miss	31	6-14	0-0	3-3	11	2-0	3	2	4	1	15
South Carolina	34	7-17	0-0	6-6	10	2-0	0	3	0	1	20
Georgia	32	7-16	0-0	5-7	5	4-0	0	2	0	1	19
Alabama	39	10-16	0-0	9-9	5	2-0	1	2	5	0	29
Mississippi State	32	4-15	0-1	6-10	10	4-0	1	4	1	1	14

## Anthony Randolph's Career Stats

YEAR	GP-GS	MIN/AVG	FG-FGA	PCT.	3FG-FGA	PCT.	FT-FTA	PCT.	REB-AVG	PF-FO	AST	TO	BLK	STL	PTS-AVG.
07-08	30-30	976/32.5	174-379	.459	2-18	.111	111-160	.694	255-8.5	82-1	37	86	70	35	461-15.4
<b>Totals</b>	<b>30-30</b>	<b>976/32.5</b>	<b>174-379</b>	<b>.459</b>	<b>2-18</b>	<b>.111</b>	<b>111-160</b>	<b>.694</b>	<b>255-8.5</b>	<b>82-1</b>	<b>37</b>	<b>86</b>	<b>70</b>	<b>35</b>	<b>461-15.4</b>



# Marcus Thornton

Guard \* 6-4 \* 198 \* Junior \* JC \* Baton Rouge, La. \* Kilgore College

# 5

## Top Performances

**Points**  
 Season: 38, twice  
 Career: 38, twice

**Rebounds**  
 Season: 13, at Villanova, 12/6/07  
 Career: 13, at Villanova, 12/6/07

**Field Goals Made**  
 Season: 14, at Auburn, 1/30/08  
 Career: 14, at Auburn, 1/30/08

**3 PT FG Made**  
 Season: 8, at Auburn, 1/30/08  
 Career: 8, at Auburn, 1/30/08

**Free Throws Made**  
 Season: 7, vs. SLU, 11/12/07  
 Career: 7, vs. SLU, 11/12/07

**Assists**  
 Season: 5, vs. Alabama, 3/5/08  
 Career: 5, vs. Alabama, 3/5/08

**Blocks**  
 Season: 2, vs. Alabama, 3/5/08  
 Career: 2, vs. Alabama, 3/5/08

**Steals**  
 Season: 4, twice  
 Career: 4, twice

**Minutes Played**  
 Season: 40, three times  
 Career: 40, three times

## Top Career Scoring Games

- 38 at Miss. State, 3/8/08
- 38 at Auburn, 1/30/08
- 36 vs. Georgia, 3/2/08
- 27 vs. Alabama, 3/5/08
- 27 at Vanderbilt, 1/19/08
- 27 vs. Auburn, 1/16/08
- 27 vs. SLU, 11/12/07
- 25 at Ole Miss, 1/12/08
- 24 vs. Nicholls State, 11/28/07
- 24 vs. McNeese, 11/14/07

## NABC All-District First Team

### Junior Season (2007-08)

Hits for 38 again in regular season finale at Miss. State (3/8) ... 27 points, 5 assists in Alabama (3/5) win ... Had his second 30-plus game of the season with 36 vs. Georgia (3/2) ... First player with two 30-point games in a season for LSU since 1996 ... Tremendous return with 17 points, including LSU's first 10 against Ole Miss (2/23) ... Hip flexor limits him to four minutes at Arkansas (2/20), damaging chances to win SEC scoring title ... Double figure scoring streak stopped at 10, scoring nine against Kentucky (2/16) ... Hit 20 points for the 14th time this season and seventh time in the last eight games in 20-point effort at Florida (2/13) ... Increased double figure scoring streak to now current team best nine games, but 20-point scoring streak snapped vs. Tennessee (2/9) ... Sixth straight game of 20 or more with 22 at Alabama (2/2) ... Posted the biggest single SEC-vs. SEC scoring game (38) in almost 13 years at Auburn (1/30), hitting eight treys including the game winner with three seconds left to give LSU an 81-80 victory ... Late trey gave him four straight at 20 or better with 20 vs. Arkansas (1/26) ... Three straight 20 point games with another 27 point effort, this time on the road at Vandy (1/19) ... Equaled season-opening high of 27 against Auburn (1/16), had 6 treys for the second times this year ... Made 4-of-9 second half treys and scored 25 to key comeback that nearly resulted in win over ranked Ole Miss on the road (1/12) ... Double figure scoring streak snapped against Tulane (1/2) ... Hit six three-pointers in seventh 20-point game against Oregon State (12/21) ... Third double double of the season at Wichita State (12/19) ... Sixth 20-plus point game against Northwestern State (12/15) ... Second double double at Villanova (12/6) ... Back-to-back 20-point games with 22 points against Southern (11/30) after 24 against Nicholls State (11/28) ... Hit three-pointer that forced overtime and was ESPN's No. 2 play of the day in OT loss against Arizona State (11/21) ... Opens season with three-consecutive 20-point games -- 20 against Oklahoma State (11/19) ... Posted back-to-back 20-plus games with 24 against McNeese (11/14)

## Thornton's Game-by-Game Statistics

### 2007-08

OPPONENT	MIN	FG	3FG	FT	REB	PF/D	A	TO	BLK	STL	PTS
Southeastern La.	34	8-14	4-7	7-9	2	0/0	2	2	0	2	27
McNeese State	37	8-16	2-8	6-7	3	1-0	2	3	1	1	24
Oklahoma State	31	6-14	2-6	6-6	3	3-0	1	0	1	1	20
Chaminade	29	2-12	0-4	0-2	2	3-0	0	1	1	2	4
Arizona State	40	7-19	4-12	0-0	12	4-0	1	5	0	1	18
Nicholls State	35	9-15	4-8	2-3	6	1-0	1	2	1	0	24
Southern	32	9-15	4-7	0-0	7	1-0	3	1	0	4	22
Villanova	38	6-15	1-6	2-2	13	3-0	2	2	0	1	15
Northwestern St.	24	7-15	4-10	4-5	5	2-0	2	2	1	3	22
Wichita State	38	3-13	0-6	6-6	11	3-0	2	3	0	0	12
Oregon State	30	6-17	6-10	2-2	6	3-0	1	2	0	2	20
Washington	33	7-15	0-4	4-4	8	3-0	2	4	0	2	18
Tulane	32	3-8	0-5	1-2	1	4-0	4	1	1	2	7
Texas A&M	37	5-16	0-3	2-2	7	2-0	0	1	0	1	12
Mississippi St.	33	2-14	2-6	6-6	7	1-0	0	1	0	1	12
Ole Miss	38	9-20	4-10	3-6	3	3-0	2	1	0	1	25
Auburn	38	8-20	6-16	5-6	6	2-0	0	5	0	3	27
Vanderbilt	38	10-21	2-6	5-6	6	3-0	2	5	0	0	27
Arkansas	33	7-20	4-9	2-2	5	2-0	0	1	0	1	20
Auburn	39	14-23	8-15	2-2	7	2-0	1	0	0	1	38
Alabama	36	7-19	4-11	4-4	3	2-0	1	4	0	1	22
Tennessee	28	5-11	1-4	1-2	7	4-0	0	6	1	1	12
Florida	35	8-11	4-7	0-0	3	1-0	1	1	0	4	20
Kentucky	36	4-14	1-4	0-0	5	3-0	1	1	0	1	9
Arkansas	4	1-3	0-0	0-0	1	0-0	0	0	0	0	2
Ole Miss	26	6-15	3-10	2-2	4	1-0	1	1	0	0	17
South Carolina	34	4-12	2-8	4-4	7	0-0	1	4	0	0	14
Georgia	39	12-21	5-7	7-12	10	1-0	2	3	1	1	36
Alabama	38	10-17	4-8	3-4	4	0-0	5	1	2	3	27
Mississippi State	40	13-27	6-12	6-7	4	1-0	0	2	0	0	38

## Marcus Thornton's Career Stats

YEAR	GP-GS	MIN/AVG	FG-FGA	PCT.	3FG-FGA	PCT.	FT-FTA	PCT.	REB-AVG	PF-FO	AST	TO	BLK	STL	PTS-AVG.
07-08	30-29	1005/33.5	206-472	.436	87-229	.380	92-113	.814	168-5.6	59-0	40	65	10	40	591-19.7
<b>Totals</b>	<b>30-29</b>	<b>1005/33.5</b>	<b>206-472</b>	<b>.436</b>	<b>87-229</b>	<b>.380</b>	<b>92-113</b>	<b>.814</b>	<b>168-5.6</b>	<b>59-0</b>	<b>40</b>	<b>65</b>	<b>10</b>	<b>40</b>	<b>591-19.7</b>





# Greg Terrebonne

Guard • 6-0 • 205 • Sophomore • 1VL • Galliano, La. • South Lafourche HS

# 10

### Top Performances

#### Points

Season: 2, twice  
 Career: 2, twice

#### Rebounds

Season:  
 Career: 1, three times

#### Field Goals Made

Season: 1, vs. Southern, 11/30/07  
 Career: 1, vs. Southern, 11/30/07

#### 3 PT FG Made

Season:  
 Career:

#### Free Throws Made

Season: 2, vs. Ole Miss, 2/23/08  
 Career: 2, vs. Ole Miss, 2/23/08

#### Assists

Season: 2, vs. Southern, 11/30/07  
 Career: 2, vs. Southern, 11/30/07

#### Blocks

Season:  
 Career:

#### Steals

Season:  
 Career: 1, vs. Wright St., 12/27/06

#### Minutes Played

Season: 2, four times  
 Career: 2, four times

### Top Career Scoring Games

- 2 vs. Ole Miss, 2/23/08
- 2 vs. Southern, 11/30/07

### Sophomore Season (2007-08)

Made his first appearance since the Northwestern State game (12/15) against Ole Miss, scoring his first points in an SEC game (2/23) ... Much to crowd's delight got first college points against Southern (11/30) at the buzzer ... Saw first action against Nicholls State (11/29) ... Scored two points in final two minutes of exhibition, his first points scored on the LSU court.


### Terrebonne's Game-by-Game Statistics

#### 2007-08

OPPONENT	MIN	FG	3FG	FT	REB	PF/D	A	TO	BLK	STL	PTS
Southeastern La.	DNP										
McNeese State	DNP										
Oklahoma State	DNP										
Chaminade	DNP										
Arizona State	DNP										
Nicholls State	2	0-0	0-0	0-0	0	0-0	0	1	0	0	0
Southern	2	1-3	0-0	0-0	0	0-0	2	0	0	0	2
Villanova	DNP										
Northwestern St.	2	0-0	0-0	0-0	0	0-0	0	0	0	0	0
Wichita State	DNP										
Oregon State	DNP										
Washington	DNP										
Tulane	DNP										
Texas A&M	DNP										
Mississippi St.	DNP										
Ole Miss	DNP										
Auburn	DNP										
Vanderbilt	DNP										
Arkansas	DNP										
Auburn	DNP										
Alabama	DNP										
Tennessee	DNP										
Florida	DNP										
Kentucky	DNP										
Arkansas	DNP										
Ole Miss	2	0-0	0-0	2-2	0	0-0	0	0	0	0	2
South Carolina	DNP										
Georgia	DNP										
Alabama	DNP										
Mississippi State	DNP										

### Greg Terrebonne's Career Stats

YEAR	GP-GS	MIN/AVG	FG-FGA	PCT.	3FG-FGA	PCT.	FT-FTA	PCT.	REB-AVG	PF-FO	AST	TO	BLK	STL	PTS-AVG.
06-07	5-0	7/1.4	0-0	.000	0-0	.000	3-0.6	.000	0-0	1	1	0	1	0-0.0	
07-08	4-0	8/2.0	1-3	.333	0-0	.000	2-2	1.000	0-0.0	0-0	2	1	0	0	4-1.0
<b>Totals</b>	<b>9-0</b>	<b>15-1.7</b>	<b>1-3</b>	<b>.333</b>	<b>0-0</b>	<b>.000</b>	<b>2-2</b>	<b>1.000</b>	<b>3-0.3</b>	<b>0-0</b>	<b>3</b>	<b>2</b>	<b>0</b>	<b>1</b>	<b>4-0.4</b>



# Bo Spencer

Guard • 6-1 • 180 • Freshman • HS • Baton Rouge, La. • Glen Oaks HS

# 11

## Top Performances

### Points

Season: 14, vs. Arizona St., 11/21/07  
 Career: 14, vs. Arizona St., 11/21/07

### Rebounds

Season: 4, vs. Nicholls St., 11/28/07  
 Career: 4, vs. Nicholls St., 11/28/07

### Field Goals Made

Season: 5, vs. Arizona St., 11/21/07  
 Career: 5, vs. Arizona St., 11/21/07

### 3 PT FG Made

Season: 4, vs. Arizona St., 11/21/07  
 Career: 4, vs. Arizona St., 11/21/07

### Free Throws Made

Season: 5, vs. NW State, 12/15/07  
 Career: 5, vs. NW State, 12/15/07

### Assists

Season: 6, vs. Southern, 11/30/07  
 Career: 6, vs. Southern, 11/30/07

### Blocks

Season: 1, vs. Chaminade, 11/20/07  
 Career: 1, vs. Chaminade, 11/20/07

### Steals

Season: 2, vs. NW State, 12/15/07  
 Career: 2, vs. NW State, 12/15/07

### Minutes Played

Season: 34, vs. Arizona St., 11/21/07  
 Career: 34, vs. Arizona St., 11/21/07

## Top Career Scoring Games

1. 14, vs. Arizona State, 11/21/07
2. 11, vs. Nicholls State, 11/28/07
2. 11, vs. Chaminade, 11/20/07
4. 10, vs. Okla. St., 11/19/07
5. 9, at Tulane, 1/2/08
5. 9, vs. Northwestern State, 12/15/07
7. 7, vs. SLU, 11/12/07
8. 5, vs. Ole Miss, 2/23/08
8. 5, at Villanova, 12/6/07
10. 4, twice

## Freshman Season (2007-08)


Didn't score but helped run the point for 20 minutes without a turnover in win versus Georgia (3/2) ... 5 points in 14 minutes in the Ole Miss win (2/23) ... Played 17 minutes at Arkansas (2/20), with two assists, no turnovers ... Most minutes played since 21 in first Arkansas game ... Made third start against Arkansas (1/26) ... Had four points, two steals at Vandy (1/19) ... Made first LSU start against A&M (1/5) with four assists in 29 minutes ... Best game since hurting ankle with nine points in 24 minutes against Tulane (1/2) ... Only able to play three minutes against Oregon State (12/21) after spraining ankle in game at Wichita State (12/19) ... Failed to score against Southern (11/30), but had season best six assists, just two turnovers ... Fourth consecutive double figure game (11) against Nicholls (11/28) ... Season best 14 points against Arizona State (11/21) ... Spencer also had 11 against Chaminade (11/20) and 10 versus Oklahoma State (11/19) ... Spencer scored seven in opener vs. Southeastern (11/12) ... Spencer averaged 7.5 points per game in exhibitions, hitting 7-of-9 field goal attempts ... Averaged 8.7 points and 5.3 rebounds in the Canadian exhibition tour, hitting 50 percent from the field.

## Spencer's Game-by-Game Statistics 2007-08

OPPONENT	MIN	FG	3FG	FT	REB	PF/D	A	TO	BLK	STL	PTS
Southeastern La.	21	3-3	1-1	0-0	1	1/0	2	2	0	1	7
McNeese State	12	0-0	0-0	2-2	1	0-0	0	1	0	0	2
Oklahoma State	25	3-6	2-3	2-2	1	2-0	4	4	0	1	10
Chaminade	23	4-6	3-5	0-0	3	2-0	2	2	1	0	11
Arizona State	34	5-9	4-8	0-0	2	3-0	3	2	0	0	14
Nicholls State	29	3-8	3-7	2-2	4	1-0	3	2	0	0	11
Southern	26	0-3	0-3	0-0	1	3-0	6	2	0	1	0
Villanova	21	1-4	1-4	2-3	1	3-0	3	1	0	0	5
Northwestern St.	26	2-5	0-1	5-7	3	0-0	3	2	0	2	9
Wichita State	20	1-5	1-4	1-2	1	1-0	0	1	0	1	4
Oregon State	3	0-0	0-0	0-0	0	0-0	1	0	0	0	0
Washington	19	0-2	0-1	0-0	1	2-0	0	2	0	1	0
Tulane	24	3-9	2-5	1-2	3	3-0	2	1	0	1	9
Texas A&M	29	1-5	0-2	0-0	1	0-0	4	2	0	0	2
Mississippi St.	19	0-6	0-4	0-0	2	0-0	0	0	0	0	0
Ole Miss	6	0-0	0-0	0-0	1	0-0	1	0	0	0	0
Auburn	3	1-1	0-0	0-0	0	2-0	0	0	0	0	2
Vanderbilt	12	2-4	0-0	0-0	1	1-0	0	1	0	2	4
Arkansas	21	0-5	0-4	1-2	1	0-0	0	0	0	1	1
Auburn	2	0-1	0-0	0-0	0	0-0	0	0	0	0	0
Alabama	4	0-0	0-0	0-0	0	0-0	1	1	0	1	0
Tennessee	6	0-2	0-2	0-0	3	0-0	0	0	0	0	0
Florida	5	0-1	0-0	0-0	0	0-0	2	0	0	0	0
Kentucky	5	0-0	0-0	0-0	0	2-0	0	0	0	0	0
Arkansas	17	1-3	1-1	0-0	2	0-0	2	0	0	1	3
Ole Miss	14	2-6	1-2	0-0	1	2-0	0	0	0	1	5
South Carolina	DNP										
Georgia	20	0-3	0-1	0-0	0	3-0	1	0	0	0	0
Alabama	15	1-3	1-2	0-0	0	1-0	0	0	0	0	3
Mississippi State	12	0-1	0-1	0-0	2	3-0	2	0	0	1	12

## Bo Spencer's Career Stats

YEAR	GP-GS	MIN/AVG	FG-FGA	PCT.	3FG-FGA	PCT.	FT-FTA	PCT.	REB-AVG	PF-FO	AST	TO	BLK	STL	PTS-AVG.
07-08	29-3	473-16.3	33-101	.327	20-61	.328	16-22	.727	36-1.2	35-0	42	26	1	15	102-3.5
<b>Totals</b>	<b>29-3</b>	<b>473-16.3</b>	<b>33-101</b>	<b>.327</b>	<b>20-61</b>	<b>.328</b>	<b>16-22</b>	<b>.727</b>	<b>36-1.2</b>	<b>35-0</b>	<b>42</b>	<b>26</b>	<b>1</b>	<b>15</b>	<b>102-3.5</b>



# Terry Martin

Guard • 6-6 • 207 • Junior • 1VL • Monroe, La. • Texas Tech

# 13

## Top Performances

**Points**  
 Season: 19, at Tulane, 1/2/08  
 Career: 23, vs. Auburn, 1/13/07

**Rebounds**  
 Season: 7, twice  
 Career: 7, twice

**Field Goals Made**  
 Season: 7, at Tulane, 1/2/08  
 Career: 8, vs. Auburn, 1/13/07

**3 PT FG Made**  
 Season: 4, twice  
 Career: 5, twice

**Free Throws Made**  
 Season: 4, twice  
 Career: 4, four times

**Assists**  
 Season: 6, vs. Oregon St., 12/21/07  
 Career: 6, vs. Oregon St., 12/21/07

**Blocks**  
 Season: 3, vs. Chaminade, 11/20/07  
 Career: 3, vs. Chaminade, 11/20/07

**Steals**  
 Season: 1, six times  
 Career: 3, at Georgia, 1/2/807

**Minutes Played**  
 Season: 40, vs. Oregon St., 12/21/07  
 Career: 40, vs. Oregon St., 12/21/07

## Top Career Scoring Games

1. 23 vs. Auburn, 1/13/07
2. 19 at Tulane, 1/2/08
2. 19 vs La. Tech, 12/23/06
4. 18 at Arkansas, 2/20/08
4. 18 vs. Florida, 2/24/07
6. 16 at Kentucky, 2/20/07
6. 16 at Georgia, 1,28,07
8. 15 four times

## Junior Season (2007-08)

Failed to hit a field goal for first time in 10 games at S. Carolina (2/27) ... Fourth straight game in double figures with 11 with three assists, no turnovers in Ole Miss win (2/23) ... Just one point off best effort of the season with 19 points at Arkansas (2/20) as he returned to the starting lineup and played 30 minutes ... Second straight double figure scoring game with 12 vs. Kentucky (2/16) ... Ten points, including two treys, off the bench in the win at Florida (2/13) ... Back-to-back double figure games since December after 12 at Alabama (2/2) ... Back in double figures for the first time in seven games with 11 at Auburn (1/30) ... Stopped four game streak without a trey and scored seven points in 20 minutes at Vandy (1/19) ... Double figure scoring streak came to an end at A&M (1/5) with six points ... Maybe playing some of his best LSU basketball with seven straight in double figures with season high 19 against Tulane (1/2) ... Hit at least three treys in five of last six games ... Made it five straight double figure scoring games with 15 against Oregon State (12/21) ... Also played 40 minutes in a game for the first time in career and had six assists and no turnovers against the Beavers ... Extended his double figure scoring streak to four games at Wichita (12/19) ... Back-to-back season high in points after 15 against Northwestern State (12/15) ... Season high in three-pointers (4) and points (14) at Villanova (12/6) ... Third double figure game of 11 against Southern (11/30) ... 13 points against Chaminade with three treys (11/20) ... First double figure game of year with 11 vs. McNeese (11/14) ... Scored six in opener (11/12) ... Averaged 15 points for the exhibition games after hitting 5-of-10 three-point attempts in 17-point effort against EA Sports ... Had 13 points, 5 assists against Belhaven ... Just one turnover ... Played primarily at the point guard position in Canada ... Averaging 13.0 points and 5.3 assists in the three games.

## Martin's Game-by-Game Statistics

### 2007-08

OPPONENT	MIN	FG	3FG	FT	REB	PF/D	A	TO	BLK	STL	PTS
Southeastern La.	31	2-7	0-2	2-2	4	3-0	3	2	0	1	6
McNeese State	30	5-10	1-3	0-2	5	0-0	2	2	1	1	11
Oklahoma State	24	2-9	1-6	0-0	6	3-0	0	2	0	0	5
Chaminade	33	5-12	3-8	0-1	7	3-0	1	1	3	1	13
Arizona State	27	1-8	1-7	0-0	2	2-0	3	3	0	0	3
Nicholls State	21	2-4	0-1	0-0	2	2-0	1	3	1	0	4
Southern	25	4-11	2-5	1-2	7	0-0	1	2	0	0	11
Villanova	22	5-10	4-6	0-0	2	1-0	2	1	1	1	14
Northwestern St.	29	5-11	3-6	2-2	3	2-0	4	2	0	0	15
Wichita State	27	4-10	3-6	0-0	3	1-0	0	4	0	0	11
Oregon State	40	5-18	3-11	2-2	2	2-0	6	0	1	0	15
Washington	31	6-13	2-6	0-0	1	3-0	2	3	1	0	14
Tulane	35	7-17	4-9	1-1	1	2-0	2	2	0	1	19
Texas A&M	21	3-8	0-3	0-0	2	2-0	1	2	0	0	6
Mississippi St.	26	2-11	0-4	0-0	1	2-0	2	0	0	0	4
Ole Miss	24	1-8	0-4	0-0	2	1-0	1	1	0	0	2
Auburn	18	0-3	0-2	0-0	1	5-1	1	0	0	1	0
Vanderbilt	20	3-5	1-2	0-0	3	1-0	0	2	0	0	7
Arkansas	19	1-9	0-6	0-0	1	0-0	1	1	0	0	2
Auburn	25	4-7	2-5	1-2	1	0-0	1	0	0	0	11
Alabama	26	3-7	2-5	4-4	4	4-0	4	1	0	0	12
Tennessee	27	1-7	0-5	0-0	1	2-0	1	3	1	1	2
Florida	15	4-8	2-4	0-0	0	0-0	0	2	0	0	10
Kentucky	21	5-10	2-4	0-0	0	0-0	2	0	0	0	12
Arkansas	30	6-13	2-6	4-5	5	2-0	1	3	0	0	18
Ole Miss	22	3-6	2-4	3-4	2	2-0	3	0	0	0	11
South Carolina	19	0-2	0-1	0-0	3	1-0	2	0	0	0	0
Georgia	3	0-0	0-0	0-0	0	0-0	0	0	0	0	0
Alabama	25	3-6	1-3	0-0	1	3-0	1	0	0	0	7
Mississippi State	13	1-4	0-3	0-0	1	0-0	0	2	0	0	2

## Terry Martin's Career Stats

YEAR	GP-GS	MIN/AVG	FG-FGA	PCT.	3FG-FGA	PCT.	FT-FTA	PCT.	REB-AVG	PF-FO	AST	TO	BLK	STL	PTS-AVG.
06-07	24-16	701/29.2	93-227	.410	52-134	.388	15-26	.577	67-2.8	37-1	35	43	6	11	253-10.5
07-08	30-17	729/24.3	93-254	.366	41-137	.299	20-27	.741	73-2.4	49-1	48	44	9	7	247-8.2
<b>Totals</b>	<b>54-33</b>	<b>1430/26.5</b>	<b>186-481</b>	<b>.387</b>	<b>93-271</b>	<b>.343</b>	<b>35-53</b>	<b>.660</b>	<b>140-2.6</b>	<b>86-2</b>	<b>83</b>	<b>87</b>	<b>15</b>	<b>18</b>	<b>500-9.3</b>



# Garrett Temple

Guard • 6-6 • 195 • Junior • 2VL • Baton Rouge, La. • Univeristy HS

# 14

## Top Performances

**Points**  
 Season: 17, twice  
 Career: 18, at Tulane, 12/2/06

**Rebounds**  
 Season: 9, at Alabama, 2/2/08  
 Career: 9, at Alabama, 2/2/08

**Field Goals Made**  
 Season: 6, at Ole Miss, 1/12/08  
 Career: 7, vs. McNeese, 11/29/06

**3 PT FG Made**  
 Season: 4, at Ole Miss, 1/12/08  
 Career: 4, four times

**Free Throws Made**  
 Season: 8, vs. Auburn, 1/16/08  
 Career: 8, twice

**Assists**  
 Season: 8, vs. Alabama, 3/5/08  
 Career: 8, vs. Alabama, 3/5/08

**Blocks**  
 Season: 3, at Villanova, 12/6/07  
 Career: 4, vs. Auburn, 1/13/07

**Steals**  
 Season: 3, seven times  
 Career: 4, twice

**Minutes Played**  
 Season: 40, seven times  
 Career: 45, vs. Texas, 12/10/06

## Top Career Scoring Games

1. 18 at Tulane, 12/2/06
2. 17 vs. Auburn, 1/16/08
2. 17 vs. Oklahoma State, 11/19/07
2. 17 vs. Florida, 2/24/07
2. 17 at Oregon State, 12/17/06
2. 17 vs. McNeese State, 11/29/06
7. 16 at Ole Miss, 1/12/08
7. 16 at Mississippi State, 2/3/07
7. 16 vs. Nicholls State, 11/17/06
10. 14 three times

## Junior Season (2007-08)

Career best eight assists against Alabama (3/5) ... Another all-around 40-minute game with seven points, seven rebounds, four assists, two blocks and three steals in win vs. Georgia (3/2) ... Put the defensive clamps on SC's Devan Downey holding him to six points and scored 11 himself in a 40-minute effort in the Carolina win (2/27) ... Practically willed the team to victory at Florida (2/13), coming off the floor with a blood all over his face after a fall cut his lip, only to return to lead stop a Florida rally ... Career high nine rebounds at Alabama (2/2) ... For the second time this season and eighth time in career, posted seven assists (just one turnover) in the win at Auburn (1/30) ... Also equaled career high in rebounds for the fifth time with eight ... Posted a third consecutive double figure scoring game at Vandy (1/19) ... Made 9-of-16 treys in last five games and had back-to-back double figure scoring games after 17 points vs. Auburn (1/16) ... Point total equaled season high from OSU game in Maui ... Moved back to point guard position and delivered with 16 points, with four treys at Ole Miss (1/12) ... First game at power forward because of injuries at A&M (1/5) ... For second straight game, hit two treys ... Hit two key treys against Tulane (1/2) to keep the Tigers in position late in the game ... Season high rebounds vs. Oregon State (12/21) ... Six assists at Villanova (12/6) ... Had 11 points and career equaling seven assists in loss at Arizona State ... Just one point off his career high with 17 against Oklahoma State (11/19) ... Came off the bench and had nine points in 30 minutes against McNeese (11/14) ... Failed to score in opener (11/12) ... Three points, four blocks in 19 minutes against Belhaven ... Temple did not play on the Canadian trip as he recovered from an ankle injury originally hurt on summer China trip and aggravated during a pickup game.

## Temple's Game-by-Game Statistics

### 2007-08

OPPONENT	MIN	FG	3FG	FT	REB	PF/D	A	TO	BLK	STL	PTS
Southeastern La.	29	0-1	0-1	0-2	1	3-0	1	2	0	0	0
McNeese State	30	3-4	0-1	3-4	2	2-0	2	0	2	1	9
Oklahoma State	34	4-7	3-5	6-6	3	4-0	5	4	1	1	17
Chaminade	35	3-7	1-3	2-4	4	2-0	4	2	1	3	9
Arizona State	40	2-4	1-2	6-6	5	4-0	7	4	1	1	11
Nicholls State	32	0-2	0-2	0-1	3	2-0	2	2	1	3	0
Southern	24	1-2	0-1	1-2	4	3-0	3	1	0	1	3
Villanova	39	2-6	1-4	3-4	3	3-0	6	4	3	3	8
Northwestern St.	31	1-2	0-0	2-2	6	3-0	2	5	1	2	4
Wichita State	31	3-7	0-4	0-0	2	3-0	2	1	1	0	6
Oregon State	40	1-3	0-1	2-2	7	1-0	5	2	2	2	4
Washington	32	0-3	0-1	0-0	3	2-0	5	4	1	0	0
Tulane	33	2-2	2-2	0-0	4	1-0	2	2	0	0	6
Texas A&M	32	3-4	2-2	0-0	3	5-1	2	3	1	0	8
Mississippi St.	37	2-7	0-1	0-0	3	2-0	1	3	1	2	4
-Ole Miss	35	6-11	4-8	0-0	6	3-0	3	1	1	1	16
Auburn	40	4-7	1-3	8-9	5	2-0	4	1	0	1	17
Vanderbilt	37	3-6	0-2	4-5	4	2-0	3	3	2	0	10
Arkansas	25	1-6	0-2	0-0	3	4-0	4	2	0	1	2
Auburn	39	0-4	0-3	1-2	8	3-0	7	1	0	0	1
Alabama	40	2-6	1-2	2-2	9	2-0	5	5	0	3	7
Tennessee	36	1-3	1-3	0-0	1	4-0	2	2	0	1	3
Florida	34	3-6	1-3	3-4	2	2-0	5	2	0	2	10
Kentucky	38	2-6	2-5	2-2	5	3-0	2	2	0	3	8
Arkansas	40	2-8	0-2	4-6	7	3-0	6	3	0	3	8
Ole Miss	28	2-5	1-2	1-1	6	4-0	4	2	2	0	6
South Carolina	40	5-8	1-1	0-0	3	3-0	2	2	1	1	11
Georgia	40	2-7	0-2	3-3	7	4-0	4	1	2	3	7
Alabama	29	0-2	0-1	1-2	3	4-0	8	2	0	2	1
Mississippi State	40	1-6	0-2	0-0	5	3-0	2	3	0	1	2

## Garrett Temple's Career Stats

YEAR	GP-GS	MIN/AVG	FG-FGA	PCT.	3FG-FGA	PCT.	FT-FTA	PCT.	REB-AVG	PF-FO	AST	TO	BLK	STL	PTS-AVG.
05-06	36-35	1207/33.5	65-194	.335	27-109	.248	25-37	.676	94-2.6	87-2	99	70	31	38	182-5.1
06-07	32-32	1099/34.3	91-230	.396	35-130	.269	57-70	.814	118-3.7	79-1	138	83	34	52	274-8.6
07-08	30-28	1040/34.7	61-152	.401	22-71	.310	54-69	.783	127-4.2	86-1	110	71	24	41	198-6.6
<b>Totals</b>	<b>98-95</b>	<b>3346/34.1</b>	<b>217-576</b>	<b>.377</b>	<b>84-310</b>	<b>.271</b>	<b>136-176</b>	<b>.773</b>	<b>339-3.5</b>	<b>252-4</b>	<b>347</b>	<b>224</b>	<b>89</b>	<b>131</b>	<b>654/6.7</b>



# Garrett Green

Forward • 6-10 • 218 • Freshman • HS • Woodland Hills, Calif. • Taft HS

# 20

## Top Performances

### Points

Season: 6, vs. Oregon St., 12/21/07  
 Career: 6, vs. Oregon St., 12/21/07

### Rebounds

Season: 8, vs. Southern, 11/30/07  
 Career: 8, vs. Southern, 11/30/07

### Field Goals Made

Season: 2, five times  
 Career: 2, five times

### 3 PT FG Made

Season: 1, twice  
 Career: 1, twice

### Free Throws Made

Season: 1, three times  
 Career: 1, three times

### Assists

Season: 1, three times  
 Career: 1, three times

### Blocks

Season: 2, vs. Okla. St., 11/19/07  
 Career: 2, vs. Okla. St., 11/19/07

### Steals

Season: 1, vs. Okla. St., 11/19/07  
 Career: 1, vs. Okla. St., 11/19/07

### Minutes Played

Season: 22, at Texas A&M, 1/5/08  
 Career: 22, at Texas A&M, 1/5/08

## Top Career Scoring Games

1. 6 vs. Oregon State, 12/21/07
2. 4 at Texas A&M, 1/5/07
2. 4 vs. Washington, 12/29/07
2. 4 vs. Southern, 11/30/07
2. 4 vs. Nicholls State, 11/28/07
6. 3 vs. Tennessee, 2/9/08
6. 3 at Vanderbilt, 1/19/08
8. 2 six times

## Freshman Season (2007-08)

Two points in five minutes in the Carolina win (2/27) ... Saw his first action since the Arkansas game, hitting his second three-pointer of the year against Tennessee (2/9) ... Made his first career start at Ole Miss (1/12) ... Career night in minutes with 24 against A&M (1/5), scoring four points ... Scored 4 sporting new short hair cut against Washington (12/29) ... Played more minutes (18) at Wichita State, (12/19) Equaled career high in points and upped high in rebounds against Southern (11/30) ... Scored first field goal of career against Chaminade (11/20) ... Played 17 minutes on his first venture onto the court in Maui (11/19) ... Made his only field goal attempt against EA Sports ... Green was 1-of-4 with four points in 12 minutes against Belhaven ... Green did not play in Canada while the coaches were deciding on redshirt possibility for 2007-08.


## Green's Game-by-Game Statistics

### 2007-08

OPPONENT	MIN	FG	3FG	FT	REB	PF/D	A	TO	BLK	STL	PTS
Southeastern La.	DNP										
McNeese State	DNP										
Oklahoma State	17	0-1	0-0	1-2	2	5-1	1	2	2	1	1
Chaminade	14	1-2	0-0	0-0	4	0-0	1	0	0	0	2
Arizona State	7	1-1	0-0	0-0	0	4-0	0	0	0	0	2
Nicholls State	7	2-3	0-0	0-1	5	0-0	0	2	0	0	4
Southern	13	2-2	0-0	0-0	8	2-0	0	0	0	0	4
Villanova	3	0-0	0-0	0-0	0	3-0	0	0	0	0	0
Northwestern St.	11	1-3	0-0	0-0	1	1-0	0	2	0	0	2
Wichita State	18	1-2	0-0	0-0	1	2-0	0	0	1	0	2
Oregon State	16	2-4	1-1	1-2	1	2-0	0	0	0	0	6
Washington	9	2-2	0-0	0-0	2	2-0	0	1	0	0	4
Tulane	10	0-0	0-0	0-0	2	1-0	0	2	0	0	0
Texas A&M	24	2-6	0-0	0-0	4	4-0	1	0	0	0	4
Mississippi St.	12	1-2	0-0	0-0	0	1-0	0	0	0	0	2
Ole Miss	13	1-4	0-1	0-0	1	3-0	0	0	0	0	2
Auburn	5	0-1	0-0	0-0	0	1-0	0	1	0	0	0
Vanderbilt	17	1-4	0-0	1-2	2	4-0	0	0	0	0	3
Arkansas	4	0-0	0-0	0-0	1	1-0	0	0	0	0	0
Auburn	DNP										
Alabama	DNP										
Tennessee	8	1-2	1-1	0-0	1	0-0	0	1	1	0	3
Florida	DNP										
Kentucky	4	0-1	0-0	0-0	1	0-0	0	0	0	0	0
Arkansas	6	0-0	0-0	0-0	0	3-0	0	0	0	0	0
Ole Miss	6	0-2	0-0	0-0	2	1-0	0	0	0	0	0
South Carolina	5	1-2	0-1	0-0	1	0-0	0	0	0	0	2
Georgia	6	0-2	0-1	0-0	1	1-0	0	0	1	0	0
Alabama	4	0-0	0-0	0-0	0	0-0	0	0	0	0	0
Mississippi State	2	1-1	0-0	0-0	0	0-0	0	0	0	0	2

## Garrett Green's Career Stats

YEAR	GP-GS	MIN/AVG	FG-FGA	PCT.	3FG-FGA	PCT.	FT-FTA	PCT.	REB-AVG	PF-FO	AST	TO	BLK	STL	PTS-AVG.
07-08	25-1	241-9.6	20-47	.426	2-5	.400	3-7	.429	40-1.6	41-1	3	11	5	1	45-1.8
<b>Totals</b>	<b>25-1</b>	<b>241-9.6</b>	<b>20-47</b>	<b>.426</b>	<b>2-5</b>	<b>.400</b>	<b>3-7</b>	<b>.429</b>	<b>40-1.6</b>	<b>41-1</b>	<b>3</b>	<b>11</b>	<b>5</b>	<b>1</b>	<b>45-1.8</b>



# Chris Johnson

Center • 6-11 • 205 • Junior • 2VL • Montross, Va. • Laurinburg (NC) Prep

# 21

## Top Performances

**Points**  
 Season: 20, twice  
 Career: 20, twice

**Rebounds**  
 Season: 15, twice  
 Career: 15, twice

**Field Goals Made**  
 Season: 9, vs. Washington, 12/29/07  
 Career: 9, vs. Washington, 12/29/07

**3 PT FG Made**  
 Season: 3, at Oklahoma St., 11/19/08  
 Career: 3, at Oklahoma St., 11/19/08

**Free Throws Made**  
 Season: 6, three times  
 Career: 6, three times

**Assists**  
 Season: 4, vs. Alabama, 3/5/08  
 Career: 4, vs. Alabama, 3/5/08

**Blocks**  
 Season: 7, twice  
 Career: 7, twice

**Steals**  
 Season: 3, vs. NW St., 12/15/07  
 Career: 3, vs. NW St., 12/15/07

**Minutes Played**  
 Season: 40, at S. Carolina, 2/27/08  
 Career: 40, at S. Carolina, 2/27/08

## Top Career Scoring Games

- 20 at Florida, 2/13/08
- 20 vs. Southern, 11/30/07
- 19 vs. Washington, 12/29/07
- 19 vs. Oklahoma State, 11/19/07
- 18 vs. Chaminade, 11/20/07
- 17 at Miss. State, 3/8/08
- 17 vs. Tennessee, 2/9/08
- 16 vs. Northwestern State, 12/15/07
- 16 vs. Nicholls State, 11/28/07
- 13 three times

**Jay Bilas' ESPN.com All-Maui Team, Nov. 21**  
**LSU Athlete of the Week, Nov. 22**

## Junior Season (2007-08)

Another seven blocks to go with fourth double double in Alabama win (2/5) ... Seven blocks and 15 rebounds helped Tigers in win over Georgia (3/2) ... Third of season and second consecutive double double with 13 points, 10 rebounds, six blocks in 40 minutes in win at SC (2/27) ... Second double double with 12 points, career high 15 rebounds to go with five blocks in win vs. Ole Miss (2/23) ... Answers Tennessee game with a career high equaling 20 points in win at Florida (2/13) ... Best game since return, scoring 17 vs. Tennessee, hitting 8-of-15 shots (career minutes played 38)(2/9) ... Played 27 minutes off the bench at Alabama (2/2) and had his ninth double figure scoring game with 13 ... After two days of contact practice returned at Auburn (1/30) to play 24 minutes, scoring six points, with three rebounds and two blocks ... Suffered broken right hand early in second half against Tulane (1/2) ... Got scoring touch back in first half against Washington scoring 15 of his 19 points (12/29) ... Double figure scoring streak snapped at seven at Wichita (12/19) ... Scored in double figures in seventh straight game with 16 vs. Northwestern State (12/15) ... Made 18 straight free throws over four games before streak snapped on fifth attempt at Villanova (12/6) ... Career scoring night against Southern (11/30), for second straight game made all six free throw attempts ... Fourth straight double figure game against Nicholls State (11/29) ... Averaged 16 points for the three Maui games ... Back-to-back strong games with his first double-double against Chaminade (11/20) ... Had a career day, hitting three treys and scoring 19 points against Oklahoma State (11/19) ... Moved into the starting lineup against McNeese (11/14) with four points and six blocks.

## Johnson's Game-by-Game Statistics 2007-08

OPPONENT	MIN	FG	3FG	FT	REB	PF/D	A	TO	BLK	STL	PTS
Southeastern La.	13	1-4	0-2	0-0	2	0-0	0	0	1	1	2
McNeese State	26	2-4	0-1	0-0	3	3-0	1	2	6	0	4
Oklahoma State	37	8-9	3-4	0-0	5	2-0	1	7	0	0	19
Chaminade	34	8-15	0-1	2-3	11	1-0	1	1	3	1	18
Arizona State	21	4-5	1-1	2-2	5	5-1	1	5	2	1	11
Nicholls State	24	5-7	0-1	6-6	6	2-0	0	3	3	1	16
Southern	26	7-10	0-0	6-6	5	1-0	0	2	2	1	20
Villanova	32	3-5	0-2	5-6	4	2-0	0	3	3	1	11
Northwestern St.	33	6-8	2-2	2-2	2	1-0	1	2	1	3	16
Wichita State	29	2-7	0-0	0-0	7	1-0	0	2	1	0	4
Oregon State	29	3-5	0-0	0-0	3	4-0	1	3	2	2	6
Washington	36	9-12	1-1	0-0	9	3-0	0	1	2	1	19
Tulane	15	1-4	0-1	1-2	1	2-0	0	3	1	1	3
Texas A&M	DNP	--	--	--	--	--	--	--	--	--	--
Mississippi St.	DNP	--	--	--	--	--	--	--	--	--	--
Ole Miss	DNP	--	--	--	--	--	--	--	--	--	--
Auburn	DNP	--	--	--	--	--	--	--	--	--	--
Vanderbilt	DNP	--	--	--	--	--	--	--	--	--	--
Arkansas	DNP	--	--	--	--	--	--	--	--	--	--
Auburn	24	3-9	0-1	0-0	3	1-0	0	1	2	0	6
Alabama	27	3-7	1-3	6-6	4	4-0	0	0	1	0	13
Tennessee	38	8-15	0-4	1-1	8	2-0	1	3	4	1	17
Florida	34	8-11	2-5	1-1	6	3-0	3	2	4	1	20
Kentucky	32	2-9	0-3	0-0	4	3-0	1	2	1	0	4
Arkansas	32	3-11	1-4	2-4	7	5-1	3	4	0	0	9
Ole Miss	37	5-11	0-0	2-3	15	1-0	1	0	5	0	12
South Carolina	40	5-10	1-4	2-2	10	2-0	0	4	6	1	13
Georgia	38	2-9	0-2	2-4	15	3-0	0	4	7	0	6
Alabama	27	3-5	1-1	4-4	10	2-0	4	0	7	0	11
Mississippi State	25	8-17	1-3	0-0	6	4-0	1	0	1	0	17

## Chris Johnson's Career Stats

YEAR	GP-GS	MIN/AVG	FG-FGA	PCT.	3FG-FGA	PCT.	FT-FTA	PCT.	REB-AVG	PF-FO	AST	TO	BLK	STL	PTS-AVG.
05-06	10-0	43/4.3	6-18	.333	0-6	.000	1-2	.500	7-0.7	2-0	3	6	3	2	13-1.3
06-07	18-2	122/6.8	24-43	.558	3-6	.500	7-11	.636	29-1.6	19-0	3	8	12	2	58-3.2
07-08	24-21	709/29.5	109-209	.522	14-46	.304	44-52	.846	151-6.3	57-2	20	54	65	16	276-11.5
<b>Totals</b>	<b>52-23</b>	<b>874/16.8</b>	<b>139-270</b>	<b>.515</b>	<b>17-58</b>	<b>.293</b>	<b>52-65</b>	<b>.800</b>	<b>187-3.6</b>	<b>78-2</b>	<b>26</b>	<b>68</b>	<b>80</b>	<b>20</b>	<b>347/6.7</b>



# Alex Farrer

Guard • 6-5 • 200 • Sophomore • 1VL • Phoenix, Ariz. • St. Mary's HS

# 30

## Top Performances

### Points

Season: 11, vs. Arkansas, 1/26/08  
 Career: 11, vs. Arkansas, 1/26/08

### Rebounds

Season: 5, vs. Auburn, 1/16/08  
 Career: 5, vs. Auburn, 1/16/08

### Field Goals Made

Season: 4, at Auburn, 1/16/08  
 Career: 4, at Auburn, 1/16/08

### 3 PT FG Made

Season: 1, five times  
 Career: 1, nine times

### Free Throws Made

Season: 4, at Florida, 2/13/08  
 Career: 4, at Florida, 2/13/08

### Assists

Season: 6, at Florida, 2/13/08  
 Career: 6, at Florida, 2/13/08

### Blocks

Season: 2, at S. Carolina, 2/27/08  
 Career: 2, at S. Carolina, 2/27/08

### Steals

Season: 4, vs. Tennessee, 2/9/08  
 Career: 4, vs. Tennessee, 2/9/08

### Minutes Played

Season: 34, vs. Auburn, 1/16/08  
 Career: 34, vs. Auburn, 1/16/08

## Top Career Scoring Games

1. 11 vs. Arkansas, 1/26/08
2. 8 vs. Auburn, 1/16/08
3. 7 at Vanderbilt, 1/19/08
4. 6 vs. Kentucky, 2/16/08
5. 5 at Arkansas, 2/20/08
5. 5 at Texas A&M, 1/5/07
5. 5 vs. McNeese State, 11/29/06
5. 5 vs. Nicholls State, 11/17/06
9. 4 at Florida, 2/13/08
9. 4 vs. Arizona State, 11/21/07

## Sophomore Season (2007-08)

Scored six points in 21 minutes against Kentucky (2/16) ... Had six assists and no turnovers in 30 minutes in win at Florida (2/13) ... Returned to starting lineup at Auburn (1/30) ... Came off the bench to play 22 minutes with a career scoring high of 11 points vs. Arkansas (1/26) ... Second start at Vandy, played 20 minutes with seven points ... Made his first career start, had career high eight points, three assists in 34 minutes against Auburn (1/16) ... Played 18 minutes and was in the game at crunch time at Ole Miss (1/12) ... Posted points for the fourth time at Wichita (12/19) ... Came in for first time in Chaminade game (11/20), took a blow to the nose, came down and got an assist before going to the bench for treatment ... Farr failed to score in either exhibition contest ... Started one game in Canada, averaged 4.3 points per game and hit three treys.

## Farrer's Game-by-Game Statistics

### 2007-08

OPPONENT	MIN	FG	3FG	FT	REB	PF/D	A	TO	BLK	STL	PTS
Southeastern La.	DNP										
McNeese State	DNP										
Oklahoma State	DNP										
Chaminade	0+	0-0	0-0	0-0	0	0-0	1	0	0	0	0
Arizona State	22	1-2	1-1	1-2	1	1-0	2	1	0	0	4
Nicholls State	8	0-0	0-0	1-2	1	1-0	1	2	0	0	1
Southern	2	0-0	0-0	0-0	0	0-0	0	0	0	0	0
Villanova	DNP										
Northwestern St.	8	0-0	0-0	1-2	2	0-0	0	1	0	0	1
Wichita State	9	1-1	0-0	0-0	0	0-0	1	0	0	0	2
Oregon State	7	0-0	0-0	2-2	2	0-0	1	0	0	0	2
Washington	4	0-0	0-0	0-2	0	0-0	0	0	0	0	0
Tulane	2	0-1	0-1	0-0	0	0-0	0	0	0	0	0
Texas A&M	20	2-6	1-3	0-0	1	3-0	1	1	0	2	5
Mississippi St.	15	0-4	0-2	0-0	4	1-0	1	1	0	0	0
Ole Miss	18	0-0	0-0	1-2	0	3-0	1	1	0	2	1
Auburn	34	4-7	0-3	0-0	5	1-0	3	1	0	0	8
Vanderbilt	20	3-5	1-3	0-0	1	4-0	0	2	0	1	20
Arkansas	22	5-10	1-4	0-0	3	2-0	2	3	0	1	11
Auburn	20	1-2	0-1	0-0	1	2-0	2	1	0	0	2
Alabama	24	1-3	1-1	0-0	1	2-0	0	0	0	0	3
Tennessee	23	1-2	0-0	0-0	3	2-0	1	3	0	4	2
Florida	30	0-2	0-1	4-4	2	3-0	6	0	0	1	4
Kentucky	21	3-6	0-2	0-0	2	1-0	1	0	1	0	6
Arkansas	29	2-4	0-0	1-4	3	1-0	2	2	0	1	5
Ole Miss	25	0-4	0-1	1-2	3	3-0	1	3	1	0	1
South Carolina	26	0-3	0-2	2-2	3	2-0	1	1	2	0	2
Georgia	18	1-2	0-0	0-0	0	2-0	2	2	0	1	2
Alabama	13	0-2	0-2	2-2	0	1-0	1	2	0	1	2
Mississippi State	15	0-0	0-0	0-0	3	2-0	1	0	0	1	0

## Alex Farrer's Career Stats

YEAR	GP-GS	MIN/AVG	FG-FGA	PCT.	3FG-FGA	PCT.	FT-FTA	PCT.	REB.-AVG	PF-FO	AST	TO	BLK	STL	PTS-AVG.
06-07	14-0	86/6.1	5-23	.217	4-20	.200	4-6	.667	14-1.0	7-0	6	5	2	0	18-1.3
07-08	26-13	444/17.1	25-67	.373	5-28	.179	16-26	.615	43-1.7	38-0	32	28	4	15	71-2.7
<b>Totals</b>	<b>40-13</b>	<b>530/13.3</b>	<b>30-90</b>	<b>.33</b>	<b>9-48</b>	<b>.188</b>	<b>20-32</b>	<b>.625</b>	<b>57-1.4</b>	<b>45-0</b>	<b>38</b>	<b>33</b>	<b>6</b>	<b>15</b>	<b>89-2.2</b>



# Quintin Thornton

Forward • 6-8 • 230 • Junior • JC • Orlando, Fla. • Odessa College

# 32

### Top Performances

Season: 7, at Ole Miss, 1/12/08  
 Career: 7, at Ole Miss, 1/12/08

### Rebounds

Season: 9, vs. Arkansas, 1/29/08  
 Career: 9, vs. Arkansas, 1/29/08

### Field Goals Made

Season: 3, at Ole Miss, 1/12/08  
 Career: 3, at Ole Miss, 1/12/08

### 3 PT FG Made

Season:  
 Career:

### Free Throws Made

Season: 2, at Auburn, 1/30/08  
 Career: 2, at Auburn, 1/30/08

### Assists

Season: 3, at Auburn, 1/30/08  
 Career: 3, at Auburn, 1/30/08

### Blocks

Season: 1, twice  
 Career: 1, twice

### Steals

Season: 1, at Ole Miss, 1/12/08  
 Career: 1, at Ole Miss, 1/12/08

### Minutes Played

Season: 36, vs. Arkansas, 1/26/08  
 Career: 36, vs. Arkansas, 1/26/08

### Top Career Scoring Games

1. 7 at Ole Miss, 1/12/08
2. 4 at Vanderbilt, 1/19/08
3. 2 at Alabama, 2/2/08
3. 2 at Auburn, 1/30/08
3. 2 vs. Arkansas, 1/26/08
6. 1 vs. Georgia, 3/2/08
6. 1 vs. Auburn, 1/16/08

### Junior Season (2007-08)

Played four minutes in the win at Georgia before spraining right MCL (listed day-to-day) (3/2) ... Started five games against Auburn (1/16), at Vanderbilt (1/19), Arkansas (1/26), at Auburn (1/30) and at Alabama (2/2) ... Showed the potential the coaches saw in Canada in his first extensive minutes, scoring 7 points with 8 boards in 27 minutes at nationally-ranked Ole Miss (1/12) ... Returned to practice Jan. 8, played for first time at LSU on Jan. 9 ... Injured early in practice, needing surgery on right pectoral muscle ... Possibly a medical redshirt ... Averaged 12.7 minutes a game and 2.7 points and 4.0 rebounds in Canadian tour.

### Thornton's Game-by-Game Statistics

#### 2007-08

OPPONENT	MIN	FG	3FG	FT	REB	PF/D	A	TO	BLK	STL	PTS
Southeastern La.	DNP-Injury										
McNeese State	DNP-Injury										
Oklahoma State	DNP-Injury										
Chaminade	DNP-injury										
Arizona State	DNP-injury										
Nicholls State	DNP-injury										
Southern	DNP-injury										
Villanova	DNP-injury										
Northwestern St.	DNP-injury										
Wichita State	DNP-injury										
Oregon State	DNP-injury										
Washington	DNP-injury										
Tulane	DNP-injury										
Texas A&M	DNP-injury										
Mississippi St.	3	0-0	0-0	0-0	0	1-0	0	0	0	0	0
Ole Miss	27	3-4	0-0	1-2	8	4-0	2	1	0	1	7
Auburn	30	0-0	0-0	1-2	2	4-0	0	2	0	0	1
Vanderbilt	19	2-2	0-0	0-0	0	4-0	0	0	0	0	4
Arkansas	36	1-3	0-0	0-0	9	4-0	1	0	0	0	2
Auburn	20	0-0	0-0	2-2	0	2-0	3	1	1	0	2
Alabama	9	1-1	0-0	0-0	1	2-0	0	0	0	0	2
Tennessee	4	0-0	0-0	0-0	1	1-0	0	1	1	0	0
Florida	9	0-0	0-0	0-0	0	1-0	1	0	0	0	0
Kentucky	5	0-0	0-0	0-0	0	1-0	0	1	0	0	0
Arkansas	6	0-1	0-0	0-0	1	1-0	0	0	0	0	0
Ole Miss	9	0-0	0-0	0-0	1	0-0	0	0	0	0	0
South Carolina	2	0-0	0-0	0-0	0	0-0	0	0	0	0	0
Georgia	4	0-1	0-0	1-2	0	0-0	0	0	0	0	1
Alabama	10	0-0	0-0	0-0	1	2-0	0	0	0	0	0
Mississippi State	21	0-1	0-0	0-0	4	4-0	0	1	0	0	0

### Quintin Thornton's Career Stats

YEAR	GP-GS	MIN/AVG	FG-FGA	PCT.	3FG-FGA	PCT.	FT-FTA	PCT.	REB.-AVG	PF-FO	AST	TO	BLK	STL	PTS-AVG.
07-08	16-5	214/13.4	7-13	.538	0-0	.000	5-8	.625	28-1.8	31-0	7	7	2	1	19-1.2
<b>Totals</b>	<b>16-5</b>	<b>214/13.4</b>	<b>7-13</b>	<b>.538</b>	<b>0-0</b>	<b>.000</b>	<b>5-8</b>	<b>.625</b>	<b>28-1.8</b>	<b>31-0</b>	<b>7</b>	<b>7</b>	<b>2</b>	<b>1</b>	<b>19-1.2</b>



**LSU Season Schedule/Results & Leaders (as of Mar 08, 2008)**  
**All games**

<b>RECORD:</b>	<b>OVERALL</b>	<b>HOME</b>	<b>AWAY</b>	<b>NEUTRAL</b>
<b>ALL GAMES.....</b>	<b>(13-17)</b>	<b>(9-6)</b>	<b>(3-9)</b>	<b>(1-2)</b>
<b>CONFERENCE.....</b>	<b>(6-10)</b>	<b>(3-5)</b>	<b>(3-5)</b>	<b>(0-0)</b>
<b>NON-CONFERENCE.....</b>	<b>(7-7)</b>	<b>(6-1)</b>	<b>(0-4)</b>	<b>(1-2)</b>

DATE	TIME	OPPONENT		SCORE	ATTEND	HIGH POINTS	HIGH REBOUNDS
11/12/07	7:00 pm	SOUTHEASTERN LOUISIANA	W	72-62	8171	(27)Thornton, Marcus	(13)Randolph, Anthony
11/14/07	7:00 pm	MCNEESE STATE	W	78-74	7891	(24)Thornton, Marcus	(14)Mitchell, Tasmin
11-19-07	12 p.m.	& vs OKLAHOMA STATE		77-83	L 2500	(20)Thornton, Marcus	(6)Martin, Terry
11-20-07	8:30 a.m.	& vs CHAMINADE	W	78-72	2500	(21)Randolph, Anthony	(11)Johnson, Chris
11-21-07	9 a.m.	& vs ARIZONA STATE		84-87	LOT 2500	(21)Randolph, Anthony	(12)Thornton, Marcus
11/28/07	7:00 pm	NICHOLLS STATE	W	68-41	7704	(24)Thornton, Marcus	(7)Randolph, Anthony
11/30/07	7:00 pm	SOUTHERN UNIVERSITY	W	88-45	7719	(24)Randolph, Anthony	(11)Randolph, Anthony
12/06/07	9:30 PM	# at Villanova		67-68	L 9212	(15)Thornton, Marcus	(13)Thornton, Marcus
12/15/07	7:00 pm	NORTHWESTERN STATE	W	82-58	7809	(22)Thornton, Marcus	(8)Randolph, Anthony
12-19-07	7:07 pm	at Wichita St.		47-67	L 10478	(12)Thornton, Marcus	(11)Thornton, Marcus
12/22/07	2:00 pm	OREGON STATE	W	67-61	7713	(20)Thornton, Marcus	(9)Randolph, Anthony
12/29/07	2:00 pm	WASHINGTON		65-73	L 8947	(19)Johnson, Chris	(9)Randolph, Anthony
							(9)Johnson, Chris
01/02/08	8 p.m.	at Tulane		63-68	L 3690	(19)Martin, Terry	(9)Randolph, Anthony
01/05/08	7 p.m.	at Texas A&M		53-79	L 12255	(16)Randolph, Anthony	(7)Randolph, Anthony
							(7)Thornton, Marcus
01/09/08	7:00 PM	* MISSISSIPPI STATE		39-61	L 7843	(12)Thornton, Marcus	(9)Randolph, Anthony
01-12-08	5:00 pm	* at Ole Miss		71-74	L 9328	(25)Thornton, Marcus	(11)Randolph, Anthony
01/16/08	7:00 pm	* AUBURN		67-74	L 9746	(27)Thornton, Marcus	(6)Thornton, Marcus
1/19/08	12 p.m.	* at Vanderbilt		76-92	L 13797	(27)Thornton, Marcus	(19)Randolph, Anthony
01/26/08	8:00 pm	* ARKANSAS		52-68	L 8860	(20)Thornton, Marcus	(9)Thornton, Quintin
01-30-08	7:00 p.m.	* at Auburn	W	81-80	5749	(38)Thornton, Marcus	(8)Temple, Garrett
02/02/08	2:00PM CST	* at University of Alabama		72-81	L 15316	(22)Thornton, Marcus	(12)Randolph, Anthony
02/09/08	2:00 pm	* TENNESSEE		45-47	L 10165	(17)Johnson, Chris	(8)Randolph, Anthony
							(8)Johnson, Chris
02/13/08	8 p.m.	* at University of Florid	W	85-73	11880	(22)Randolph, Anthony	(6)Johnson, Chris
02/16/08	12:00 pm	* KENTUCKY		63-67	L 9870	(24)Randolph, Anthony	(14)Randolph, Anthony
02-20-08	7:05 p.m.	* at Arkansas		61-87	L 16212	(18)Martin, Terry	(7)Randolph, Anthony
							(7)Johnson, Chris
							(7)Temple, Garrett
02/23/08	5:00 pm	* OLE MISS	W	69-49	8765	(17)Thornton, Marcus	(15)Johnson, Chris
2/27/08	7:30 PM	* at South Carolina	W	62-55	11246	(20)Randolph, Anthony	(10)Randolph, Anthony
							(10)Johnson, Chris
03/02/08	1:00 pm	* GEORGIA	W	71-64	8130	(36)Thornton, Marcus	(15)Johnson, Chris
03/05/08	7:00 pm	* ALABAMA	W	80-74	9136	(29)Randolph, Anthony	(10)Johnson, Chris
03-08-08	3:00 p.m.	* at Mississippi State		75-84	L 9197	(38)Thornton, Marcus	(10)Randolph, Anthony

\* SEC Games  
& EA Sports Maui Invitational  
# Pizza Hut Big East/SEC Invitational

ATTENDANCE SUMMARY	GAMES	TOTALS	AVG/GAME
HOME.....	15	128469	8565
AWAY.....	12	128360	10697
NEUTRAL.....	3	7500	2500
TOTAL.....	30	264329	8811

LSU Combined Team Statistics (as of Mar 08, 2008)  
All games

<b>RECORD:</b>	<b>OVERALL</b>	<b>HOME</b>	<b>AWAY</b>	<b>NEUTRAL</b>
<b>ALL GAMES.....</b>	<b>(13-17)</b>	<b>(9-6)</b>	<b>(3-9)</b>	<b>(1-2)</b>
<b>CONFERENCE.....</b>	<b>(6-10)</b>	<b>(3-5)</b>	<b>(3-5)</b>	<b>(0-0)</b>
<b>NON-CONFERENCE.....</b>	<b>(7-7)</b>	<b>(6-1)</b>	<b>(0-4)</b>	<b>(1-2)</b>

## Player	GP-GS	Min--Avg	---TOTAL---		---3-PTS---		FT-FTA	Pct	----REBOUNDS----				PF	FO	A	TO	Blk	Stl	Pts	Avg
			FG-FGA	Pct	3FG-FGA	Pct			Off	Def	Tot	Avg								
05 Thornton, Marcus...	30-29	1005 33.5	206-472	.436	87-229	.380	92-113	.814	62	106	168	5.6	59	0	40	65	10	40	591	19.7
03 Randolph, Anthony..	30-30	976 32.5	174-379	.459	2-18	.111	111-160	.694	83	172	255	8.5	82	1	37	86	70	35	461	15.4
21 Johnson, Chris.....	24-21	709 29.5	109-209	.522	14-46	.304	44-52	.846	48	103	151	6.3	57	2	20	54	65	16	276	11.5
13 Martin, Terry.....	30-17	729 24.3	93-254	.366	41-137	.299	20-27	.741	17	56	73	2.4	49	1	48	44	9	7	247	8.2
01 Mitchell, Tasmin...	3-3	66 22.0	7-21	.333	0-5	.000	8-10	.800	5	12	17	5.7	8	0	6	9	1	7	22	7.3
14 Temple, Garrett....	30-28	1040 34.7	61-152	.401	22-71	.310	54-69	.783	28	99	127	4.2	86	1	110	71	24	41	198	6.6
11 Spencer, Bo.....	29-3	473 16.3	33-101	.327	20-61	.328	16-22	.727	10	26	36	1.2	35	0	42	26	1	15	102	3.5
02 Mason, Dameon.....	7-0	120 17.1	9-28	.321	0-0	.000	4-11	.364	5	16	21	3.0	13	0	5	5	4	5	22	3.1
30 Farrer, Alex.....	26-13	444 17.1	25-67	.373	5-28	.179	16-26	.615	11	32	43	1.7	38	0	32	28	4	15	71	2.7
20 Green, Garrett.....	25-1	241 9.6	20-47	.426	2-5	.400	3-7	.429	17	23	40	1.6	41	1	3	11	5	1	45	1.8
32 Thornton, Quintin..	16-5	214 13.4	7-13	.538	0-0	.000	5-8	.625	7	21	28	1.8	31	0	7	2	1	19	1.2	
10 Terrebonne, Greg...	4-0	8 2.0	1-3	.333	0-0	.000	2-2	1.000	0	0	0	0.0	0	0	2	1	0	0	4	1.0
TEAM.....									45	62	107	3.6	2		2					
Total.....	30	6025	745-1746	.427	193-600	.322	375-507	.740	338	728	1066	35.5	501	6	352	409	195	183	2058	68.6
Opponents.....	30	6025	765-1819	.421	201-581	.346	337-499	.675	413	724	1137	37.9	495	9	371	407	110	201	2068	68.9

TEAM STATISTICS	LS	OPP	DATE	OPPONENT	W/L	SCORE	ATTEND		
SCORING.....	2058	2068	11/12/07	SOUTHEASTERN LOUISIANA	W	72-62	8171		
Points per game.....	68.6	68.9	11/14/07	MCNEESE STATE	W	78-74	7891		
Scoring margin.....	-0.3	-	&11-19-07	vs OKLAHOMA STATE	L	77-83	2500		
FIELD GOALS-ATT.....	745-1746	765-1819	&11-20-07	vs CHAMINADE	W	78-72	2500		
Field goal pct.....	.427	.421	&11-21-07	vs ARIZONA STATE	LOT	84-87	2500		
3 POINT FG-ATT.....	193-600	201-581	11/28/07	NICHOLLS STATE	W	68-41	7704		
3-point FG pct.....	.322	.346	11/30/07	SOUTHERN UNIVERSITY	W	88-45	7719		
3-pt FG made per game..	6.4	6.7	#12/06/07	at Villanova	L	67-68	9212		
FREE THROWS-ATT.....	375-507	337-499	12/15/07	NORTHWESTERN STATE	W	82-58	7809		
Free throw pct.....	.740	.675	12-19-07	at Wichita St.	L	47-67	10478		
REBOUNDS.....	1066	1137	12/22/07	OREGON STATE	W	67-61	7713		
Rebounds per game.....	35.5	37.9	12/29/07	WASHINGTON	L	65-73	8947		
Rebounding margin.....	-2.4	-	01/02/08	at Tulane	L	63-68	3690		
ASSISTS.....	352	371	01/05/08	at Texas A&M	L	53-79	12255		
Assists per game.....	11.7	12.4	*01/09/08	MISSISSIPPI STATE	L	39-61	7843		
TURNOVERS.....	409	407	*01-12-08	at Ole Miss	L	71-74	9328		
Turnovers per game.....	13.6	13.6	*01/16/08	AUBURN	L	67-74	9746		
Turnover margin.....	-0.1	-	*1/19/08	at Vanderbilt	L	76-92	13797		
Assist/turnover ratio..	0.9	0.9	*01/26/08	ARKANSAS	L	52-68	8860		
STEALS.....	183	201	*01-30-08	at Auburn	W	81-80	5749		
Steals per game.....	6.1	6.7	*02/02/08	at University of Alabama	L	72-81	15316		
BLOCKS.....	195	110	*02/09/08	TENNESSEE	L	45-47	10165		
Blocks per game.....	6.5	3.7	*02/13/08	at University of Florid	W	85-73	11880		
WINNING STREAK.....	0	-	*02/16/08	KENTUCKY	L	63-67	9870		
Home win streak.....	3	-	*02-20-08	at Arkansas	L	61-87	16212		
ATTENDANCE.....	128469	135860	*02/23/08	OLE MISS	W	69-49	8765		
Home games-Avg/Game....	15-8565	12-10697	*2/27/08	at South Carolina	W	62-55	11246		
Neutral site-Avg/Game..	-	3-2500	*03/02/08	GEORGIA	W	71-64	8130		
			*03/05/08	ALABAMA	W	80-74	9136		
SCORE BY PERIODS:	1st	2nd	OT	Total	*03-08-08	at Mississippi State	L	75-84	9197
					* SEC Games				
LSU.....	966	1086	6	- 2058	& EA Sports Maui Invitational				
Opponents.....	1006	1053	9	- 2068	# Pizza Hut Big East/SEC Invitational				

**LSU Combined Team Statistics (as of Mar 08, 2008)**  
**Conference games**

<b>RECORD:</b>	<b>OVERALL</b>	<b>HOME</b>	<b>AWAY</b>	<b>NEUTRAL</b>
<b>ALL GAMES.....</b>	<b>(6-10)</b>	<b>(3-5)</b>	<b>(3-5)</b>	<b>(0-0)</b>
<b>CONFERENCE.....</b>	<b>(6-10)</b>	<b>(3-5)</b>	<b>(3-5)</b>	<b>(0-0)</b>
<b>NON-CONFERENCE.....</b>	<b>(0-0)</b>	<b>(0-0)</b>	<b>(0-0)</b>	<b>(0-0)</b>

## Player	GP-GS	Min--Avg	---TOTAL---		---3-PTS---		FT-FTA	Pct	---REBOUNDS---				PF	FO	A	TO	Blk	Stl	Pts	Avg
			FG-FGA	Pct	3FG-FGA	Pct			Off	Def	Tot	Avg								
05 Thornton, Marcus...	16-15	535 33.4	120-268	.448	56-133	.421	50-63	.794	30	52	82	5.1	26	0	17	36	4	18	346	21.6
03 Randolph, Anthony..	16-16	549 34.3	102-225	.453	0-4	.000	63-89	.708	53	92	145	9.1	44	0	18	54	32	13	267	16.7
21 Johnson, Chris.....	11-9	354 32.2	50-114	.439	7-30	.233	20-25	.800	30	58	88	8.0	30	1	14	20	38	3	127	11.5
14 Temple, Garrett....	16-16	578 36.1	36-98	.367	12-42	.286	29-36	.806	20	57	77	4.8	48	0	62	35	9	24	113	7.1
02 Mason, Dameron.....	1-0	29 29.0	3-9	.333	0-0	.000	1-2	.500	1	2	3	3.0	3	0	0	2	1	3	7	7.0
13 Martin, Terry.....	16-3	333 20.8	37-106	.349	14-58	.241	12-15	.800	7	19	26	1.6	23	1	20	15	1	2	100	6.3
30 Farrer, Alex.....	16-13	353 22.1	21-56	.375	3-22	.136	11-16	.688	9	25	34	2.1	32	0	25	22	4	13	56	3.5
10 Terrebonne, Greg...	1-0	2 2.0	0-0	.000	0-0	.000	2-2	1.000	0	0	0	0.0	0	0	0	0	0	0	2	2.0
11 Spencer, Bo.....	15-2	161 10.7	7-36	.194	3-17	.176	1-2	.500	4	9	13	0.9	14	0	9	2	0	7	18	1.2
32 Thornton, Quintin..	16-5	214 13.4	7-13	.538	0-0	.000	5-8	.625	7	21	28	1.8	31	0	7	7	2	1	19	1.2
20 Green, Garrett.....	13-1	92 7.1	6-21	.286	1-4	.250	1-2	.500	8	2	10	0.8	15	0	0	2	2	0	14	1.1
TEAM.....									28	35	63	3.9	1		1					
Total.....	16	3200	389-946	.411	96-310	.310	195-260	.750	197	372	569	35.6	267	2	172	196	93	84	1069	66.8
Opponents.....	16	3200	422-956	.441	118-315	.375	168-251	.669	207	385	592	37.0	256	3	210	199	67	95	1130	70.6

TEAM STATISTICS	LS	OPP	DATE	OPPONENT	W/L	SCORE	ATTEND
SCORING.....	1069	1130	*01/09/08	MISSISSIPPI STATE	L	39-61	7843
Points per game.....	66.8	70.6	*01-12-08	at Ole Miss	L	71-74	9328
Scoring margin.....	-3.8	-	*01/16/08	AUBURN	L	67-74	9746
FIELD GOALS-ATT.....	389-946	422-956	*1/19/08	at Vanderbilt	L	76-92	13797
Field goal pct.....	.411	.441	*01/26/08	ARKANSAS	L	52-68	8860
3 POINT FG-ATT.....	96-310	118-315	*01-30-08	at Auburn	W	81-80	5749
3-point FG pct.....	.310	.375	*02/02/08	at University of Alabama	L	72-81	15316
3-pt FG made per game..	6.0	7.4	*02/09/08	TENNESSEE	L	45-47	10165
FREE THROWS-ATT.....	195-260	168-251	*02/13/08	at University of Florid	W	85-73	11880
Free throw pct.....	.750	.669	*02/16/08	KENTUCKY	L	63-67	9870
REBOUNDS.....	569	592	*02-20-08	at Arkansas	L	61-87	16212
Rebounds per game.....	35.6	37.0	*02/23/08	OLE MISS	W	69-49	8765
Rebounding margin.....	-1.4	-	*2/27/08	at South Carolina	W	62-55	11246
ASSISTS.....	172	210	*03/02/08	GEORGIA	W	71-64	8130
Assists per game.....	10.8	13.1	*03/05/08	ALABAMA	W	80-74	9136
TURNOVERS.....	196	199	*03-08-08	at Mississippi State	L	75-84	9197
Turnovers per game.....	12.3	12.4	* SEC Games				
Turnover margin.....	+0.2	-	& EA Sports Maui Invitational				
Assist/turnover ratio..	0.9	1.1	# Pizza Hut Big East/SEC Invitational				
STEALS.....	84	95					
Steals per game.....	5.3	5.9					
BLOCKS.....	93	67					
Blocks per game.....	5.8	4.2					
WINNING STREAK.....	0	-					
Home win streak.....	3	-					
ATTENDANCE.....	72515	92725					
Home games-Avg/Game....	8-9064	8-11591					
Neutral site-Avg/Game..	-	0-0					

SCORE BY PERIODS:	1st	2nd	Total
LSU.....	509	560	- 1069
Opponents.....	571	559	- 1130

LSU Combined Team Statistics (as of Mar 08, 2008)  
Non-conference games

<b>RECORD:</b>	<b>OVERALL</b>	<b>HOME</b>	<b>AWAY</b>	<b>NEUTRAL</b>
<b>ALL GAMES.....</b>	<b>(7-7)</b>	<b>(6-1)</b>	<b>(0-4)</b>	<b>(1-2)</b>
<b>CONFERENCE.....</b>	<b>(0-0)</b>	<b>(0-0)</b>	<b>(0-0)</b>	<b>(0-0)</b>
<b>NON-CONFERENCE.....</b>	<b>(7-7)</b>	<b>(6-1)</b>	<b>(0-4)</b>	<b>(1-2)</b>

## Player	GP-GS	Min--Avg	---TOTAL---		---3-PTS---		FT-FTA	Pct	----REBOUNDS----				PF	FO	A	TO	Blk	Stl	Pts	Avg
			FG-FGA	Pct	3FG-FGA	Pct			Off	Def	Tot	Avg								
05 Thornton, Marcus...	14-14	470 33.6	86-204	.422	31-96	.323	42-50	.840	32	54	86	6.1	33	0	23	29	6	22	245	17.5
03 Randolph, Anthony..	14-14	427 30.5	72-154	.468	2-14	.143	48-71	.676	30	80	110	7.9	38	1	19	32	38	22	194	13.9
21 Johnson, Chris.....	13-12	355 27.3	59-95	.621	7-16	.438	24-27	.889	18	45	63	4.8	27	1	6	34	27	13	149	11.5
13 Martin, Terry.....	14-14	396 28.3	56-148	.378	27-79	.342	8-12	.667	10	37	47	3.4	26	0	28	29	8	5	147	10.5
01 Mitchell, Tasmin...	3-3	66 22.0	7-21	.333	0-5	.000	8-10	.800	5	12	17	5.7	8	0	6	9	1	7	22	7.3
14 Temple, Garrett....	14-12	462 33.0	25-54	.463	10-29	.345	25-33	.758	8	42	50	3.6	38	1	48	36	15	17	85	6.1
11 Spencer, Bo.....	14-1	312 22.3	26-65	.400	17-44	.386	15-20	.750	6	17	23	1.6	21	0	33	24	1	8	84	6.0
20 Green, Garrett.....	12-0	149 12.4	14-26	.538	1-1	1.000	2-5	.400	9	21	30	2.5	26	1	3	9	3	1	31	2.6
02 Mason, Dameron.....	6-0	91 15.2	6-19	.316	0-0	.000	3-9	.333	4	14	18	3.0	10	0	5	3	3	2	15	2.5
30 Farrer, Alex.....	10-0	91 9.1	4-11	.364	2-6	.333	5-10	.500	2	7	9	0.9	6	0	7	6	0	2	15	1.5
10 Terrebonne, Greg...	3-0	6 2.0	1-3	.333	0-0	.000	0-0	.000	0	0	0	0.0	0	0	2	1	0	0	2	0.7
TEAM.....									17	27	44	3.1	1		1					
Total.....	14	2825	356-800	.445	97-290	.334	180-247	.729	141	356	497	35.5	234	4	180	213	102	99	989	70.6
Opponents.....	14	2825	343-863	.397	83-266	.312	169-248	.681	206	339	545	38.9	239	6	161	208	43	106	938	67.0

TEAM STATISTICS	LS	OPP	DATE	OPPONENT	W/L	SCORE	ATTEND
SCORING.....	989	938	11/12/07	SOUTHEASTERN LOUISIANA	W	72-62	8171
Points per game.....	70.6	67.0	11/14/07	MCNEESE STATE	W	78-74	7891
Scoring margin.....	+3.6	-	&11-19-07	vs OKLAHOMA STATE	L	77-83	2500
FIELD GOALS-ATT.....	356-800	343-863	&11-20-07	vs CHAMINADE	W	78-72	2500
Field goal pct.....	.445	.397	&11-21-07	vs ARIZONA STATE	LOT	84-87	2500
3 POINT FG-ATT.....	97-290	83-266	11/28/07	NICHOLLS STATE	W	68-41	7704
3-point FG pct.....	.334	.312	11/30/07	SOUTHERN UNIVERSITY	W	88-45	7719
3-pt FG made per game..	6.9	5.9	#12/06/07	at Villanova	L	67-68	9212
FREE THROWS-ATT.....	180-247	169-248	12/15/07	NORTHWESTERN STATE	W	82-58	7809
Free throw pct.....	.729	.681	12-19-07	at Wichita St.	L	47-67	10478
REBOUNDS.....	497	545	12/22/07	OREGON STATE	W	67-61	7713
Rebounds per game.....	35.5	38.9	12/29/07	WASHINGTON	L	65-73	8947
Rebounding margin.....	-3.4	-	01/02/08	at Tulane	L	63-68	3690
ASSISTS.....	180	161	01/05/08	at Texas A&M	L	53-79	12255
Assists per game.....	12.9	11.5	* SEC Games				
TURNOVERS.....	213	208	& EA Sports Maui Invitational				
Turnovers per game....	15.2	14.9	# Pizza Hut Big East/SEC Invitational				
Turnover margin.....	-0.4	-					
Assist/turnover ratio..	0.8	0.8					
STEALS.....	99	106					
Steals per game.....	7.1	7.6					
BLOCKS.....	102	43					
Blocks per game.....	7.3	3.1					
WINNING STREAK.....	0	-					
Home win streak.....	0	-					
ATTENDANCE.....	55954	43135					
Home games-Avg/Game....	7-7993	4-8909					
Neutral site-Avg/Game..	-	3-2500					

SCORE BY PERIODS:	1st	2nd	OT	Total
LSU.....	457	526	6	989
Opponents.....	435	494	9	938

LSU Combined Team Statistics (as of Mar 08, 2008)

Home games

<b>RECORD:</b>	<b>OVERALL</b>	<b>HOME</b>	<b>AWAY</b>	<b>NEUTRAL</b>
<b>ALL GAMES.....</b>	<b>(9-6)</b>	<b>(9-6)</b>	<b>(0-0)</b>	<b>(0-0)</b>
<b>CONFERENCE.....</b>	<b>(3-5)</b>	<b>(3-5)</b>	<b>(0-0)</b>	<b>(0-0)</b>
<b>NON-CONFERENCE.....</b>	<b>(6-1)</b>	<b>(6-1)</b>	<b>(0-0)</b>	<b>(0-0)</b>

## Player	GP-GS	Min--Avg	---TOTAL---		---3-PTS---		FT-FTA	Pct	---REBOUNDS---				PF	FO	A	TO	Blk	Stl	Pts	Avg
			FG-FGA	Pct	3FG-FGA	Pct			Off	Def	Tot	Avg								
05 Thornton, Marcus...	15-15	496 33.1	108-239	.452	50-118	.424	51-64	.797	33	52	85	5.7	25	0	22	35	7	25	317	21.1
03 Randolph, Anthony..	15-15	476 31.7	83-178	.466	2-9	.222	59-82	.720	37	92	129	8.6	38	0	20	41	37	23	227	15.1
21 Johnson, Chris.....	12-11	359 29.9	53-99	.535	4-17	.235	23-26	.885	20	62	82	6.8	25	0	10	22	41	10	133	11.1
01 Mitchell, Tasmin...	2-2	60 30.0	7-19	.368	0-5	.000	8-10	.800	4	12	16	8.0	6	0	6	7	1	6	22	11.0
13 Martin, Terry.....	15-8	368 24.5	44-126	.349	16-62	.258	10-14	.714	7	24	31	2.1	26	1	30	18	5	4	114	7.6
14 Temple, Garrett....	15-14	491 32.7	20-60	.333	5-26	.192	23-30	.767	13	46	59	3.9	43	0	49	31	12	22	68	4.5
20 Mason, Alex.....	5-0	88 17.6	7-21	.333	0-0	.000	2-3	.667	2	10	12	2.4	10	0	4	5	1	5	16	3.2
30 Farrer, Dameon.....	13-6	209 16.1	14-38	.368	1-15	.067	7-12	.583	8	19	27	2.1	15	0	14	19	2	7	36	2.8
11 Spencer, Bo.....	15-2	239 15.9	12-47	.255	6-28	.214	10-13	.769	6	12	18	1.2	17	0	16	11	0	7	40	2.7
20 Green, Garrett....	13-0	105 8.1	11-24	.458	2-3	.667	1-3	.333	11	12	23	1.8	12	0	7	2	0	25	1.9	
10 Terrebonne, Greg...	4-0	8 2.0	1-3	.333	0-0	.000	2-2	1.000	0	0	0	0.0	0	0	2	1	0	0	4	1.0
32 Thornton, Quintin..	8-2	101 12.6	1-4	.250	0-0	.000	2-4	.500	6	8	14	1.8	13	0	1	4	1	0	4	0.5
TEAM.....									22	28	50	3.3	1		0					
Total.....	15	3000	361-858	.421	86-283	.304	198-263	.753	169	377	546	36.4	231	1	174	201	109	109	1006	67.1
Opponents.....	15	3000	353-896	.394	92-277	.332	120-209	.574	213	359	572	38.1	260	8	155	227	56	108	918	61.2

TEAM STATISTICS	LS	OPP	DATE	OPPONENT	W/L	SCORE	ATTEND
SCORING.....	1006	918	11/12/07	SOUTHEASTERN LOUISIANA	W	72-62	8171
Points per game.....	67.1	61.2	11/14/07	MCNEESE STATE	W	78-74	7891
Scoring margin.....	+5.9	-	11/28/07	NICHOLLS STATE	W	68-41	7704
FIELD GOALS-ATT.....	361-858	353-896	11/30/07	SOUTHERN UNIVERSITY	W	88-45	7719
Field goal pct.....	.421	.394	12/15/07	NORTHWESTERN STATE	W	82-58	7809
3 POINT FG-ATT.....	86-283	92-277	12/22/07	OREGON STATE	W	67-61	7713
3-point FG pct.....	.304	.332	12/29/07	WASHINGTON	L	65-73	8947
3-pt FG made per game..	5.7	6.1	*01/09/08	MISSISSIPPI STATE	L	39-61	7843
FREE THROWS-ATT.....	198-263	120-209	*01/16/08	AUBURN	L	67-74	9746
Free throw pct.....	.753	.574	*01/26/08	ARKANSAS	L	52-68	8860
REBOUNDS.....	546	572	*02/09/08	TENNESSEE	L	45-47	10165
Rebounds per game.....	36.4	38.1	*02/16/08	KENTUCKY	L	63-67	9870
Rebounding margin.....	-1.7	-	*02/23/08	OLE MISS	W	69-49	8765
ASSISTS.....	174	155	*03/02/08	GEORGIA	W	71-64	8130
Assists per game.....	11.6	10.3	*03/05/08	ALABAMA	W	80-74	9136
TURNOVERS.....	201	227	* SEC Games				
Turnovers per game....	13.4	15.1	& EA Sports Maui Invitational				
Turnover margin.....	+1.7	-	# Pizza Hut Big East/SEC Invitational				
Assist/turnover ratio..	0.9	0.7					
STEALS.....	109	108					
Steals per game.....	7.3	7.2					
BLOCKS.....	109	56					
Blocks per game.....	7.3	3.7					
WINNING STREAK.....	3	-					
Home win streak.....	3	-					
ATTENDANCE.....	128469	0					
Home games-Avg/Game....	15-8565	0-0					
Neutral site-Avg/Game..	-	0-0					
SCORE BY PERIODS:	1st	2nd	Total				
-----	-----	-----	-----				
LSU.....	472	534	- 1006				
Opponents.....	432	486	- 918				

LSU Combined Team Statistics (as of Mar 08, 2008)

Away games

<b>RECORD:</b>	<b>OVERALL</b>	<b>HOME</b>	<b>AWAY</b>	<b>NEUTRAL</b>
<b>ALL GAMES.....</b>	<b>(3-9)</b>	<b>(0-0)</b>	<b>(3-9)</b>	<b>(0-0)</b>
<b>CONFERENCE.....</b>	<b>(3-5)</b>	<b>(0-0)</b>	<b>(3-5)</b>	<b>(0-0)</b>
<b>NON-CONFERENCE.....</b>	<b>(0-4)</b>	<b>(0-0)</b>	<b>(0-4)</b>	<b>(0-0)</b>

## Player	GP-GS	Min--Avg	---TOTAL---		---3-PTS---		FT-FTA	Pct	---REBOUNDS---				PF	FO	A	TO	Blk	Stl	Pts	Avg
			FG-FGA	Pct	3FG-FGA	Pct			Off	Def	Tot	Avg								
05 Thornton, Marcus...	12-11	409 34.1	83-188	.441	31-89	.348	35-41	.854	22	44	66	5.5	24	0	16	24	1	11	232	19.3
03 Randolph, Anthony..	12-12	408 34.0	72-168	.429	0-6	.000	43-66	.652	40	65	105	8.8	36	1	12	36	26	10	187	15.6
21 Johnson, Chris.....	9-7	258 28.7	36-81	.444	6-23	.261	17-21	.810	20	28	48	5.3	24	1	7	19	4	95	10.6	
13 Martin, Terry.....	12-6	277 23.1	41-99	.414	20-54	.370	10-12	.833	6	21	27	2.3	15	0	14	20	1	2	112	9.3
14 Temple, Garrett....	12-12	440 36.7	32-74	.432	12-35	.343	17-23	.739	12	44	56	4.7	33	1	45	30	9	14	93	7.8
02 Mason, Dameon.....	2-0	32 16.0	2-7	.286	0-0	.000	2-8	.250	3	6	9	4.5	3	0	1	0	3	0	6	3.0
30 Farrer, Alex.....	11-7	213 19.4	10-27	.370	3-12	.250	8-12	.667	3	12	15	1.4	22	0	15	8	2	8	31	2.8
11 Spencer, Bo.....	11-1	152 13.8	9-33	.273	5-17	.294	4-7	.571	3	9	12	1.1	11	0	17	7	0	7	27	2.5
32 Thornton, Quintin..	8-3	113 14.1	6-9	.667	0-0	.000	3-4	.750	1	13	14	1.8	18	0	6	3	1	1	15	1.9
20 Green, Garrett.....	9-1	98 10.9	7-19	.368	0-2	.000	1-2	.500	6	5	11	1.2	20	0	1	2	1	0	15	1.7
TEAM.....									17	31	48	4.0	1		2					
Total.....	12	2400	298-705	.423	77-238	.324	140-196	.714	133	278	411	34.2	207	3	134	151	63	57	813	67.8
Opponents.....	12	2400	327-732	.447	81-230	.352	173-230	.752	159	295	454	37.8	180	0	174	134	47	67	908	75.7

TEAM STATISTICS	LS	OPP	DATE	OPPONENT	W/L	SCORE	ATTEND
SCORING.....	813	908	#12/06/07	at Villanova	L	67-68	9212
Points per game.....	67.8	75.7	12-19-07	at Wichita St.	L	47-67	10478
Scoring margin.....	-7.9	-	01/02/08	at Tulane	L	63-68	3690
FIELD GOALS-ATT.....	298-705	327-732	01/05/08	at Texas A&M	L	53-79	12255
Field goal pct.....	.423	.447	*01-12-08	at Ole Miss	L	71-74	9328
3 POINT FG-ATT.....	77-238	81-230	*1/19/08	at Vanderbilt	L	76-92	13797
3-point FG pct.....	.324	.352	*01-30-08	at Auburn	W	81-80	5749
3-pt FG made per game..	6.4	6.8	*02/02/08	at University of Alabama	L	72-81	15316
FREE THROWS-ATT.....	140-196	173-230	*02/13/08	at University of Florid	W	85-73	11880
Free throw pct.....	.714	.752	*02-20-08	at Arkansas	L	61-87	16212
REBOUNDS.....	411	454	*2/27/08	at South Carolina	W	62-55	11246
Rebounds per game.....	34.2	37.8	*03-08-08	at Mississippi State	L	75-84	9197
Rebounding margin.....	-3.6	-	* SEC Games				
ASSISTS.....	134	174	& EA Sports Maui Invitational				
Assists per game.....	11.2	14.5	# Pizza Hut Big East/SEC Invitational				
TURNOVERS.....	151	134					
Turnovers per game....	12.6	11.2					
Turnover margin.....	-1.4	-					
Assist/turnover ratio..	0.9	1.3					
STEALS.....	57	67					
Steals per game.....	4.8	5.6					
BLOCKS.....	63	47					
Blocks per game.....	5.3	3.9					
WINNING STREAK.....	0	-					
Home win streak.....	0	-					
ATTENDANCE.....	0	128360					
Home games-Avg/Game....	0-0	12-10697					
Neutral site-Avg/Game..	-	0-0					

SCORE BY PERIODS:	1st	2nd	Total
LSU.....	394	419	- 813
Opponents.....	448	460	- 908

LSU Combined Team Statistics (as of Mar 08, 2008)  
Neutral site games

<b>RECORD:</b>	<b>OVERALL</b>	<b>HOME</b>	<b>AWAY</b>	<b>NEUTRAL</b>
<b>ALL GAMES.....</b>	<b>(1-2)</b>	<b>(0-0)</b>	<b>(0-0)</b>	<b>(1-2)</b>
<b>CONFERENCE.....</b>	<b>(0-0)</b>	<b>(0-0)</b>	<b>(0-0)</b>	<b>(0-0)</b>
<b>NON-CONFERENCE.....</b>	<b>(1-2)</b>	<b>(0-0)</b>	<b>(0-0)</b>	<b>(1-2)</b>

## Player	GP-GS	Min--Avg	---TOTAL---		---3-PTS---		FT-FTA	Pct	---REBOUNDS---				PF	FO	A	TO	Blk	Stl	Pts	Avg
			FG-FGA	Pct	3FG-FGA	Pct			Off	Def	Tot	Avg								
21 Johnson, Chris.....	3-3	92 30.7	20-29	.690	4-6	.667	4-5	.800	8	13	21	7.0	8	1	3	13	5	2	48	16.0
03 Randolph, Anthony..	3-3	92 30.7	19-33	.576	0-3	.000	9-12	.750	6	15	21	7.0	8	0	5	9	7	2	47	15.7
05 Thornton, Marcus...	3-3	100 33.3	15-45	.333	6-22	.273	6-8	.750	7	10	17	5.7	10	0	2	6	2	4	42	14.0
14 Temple, Garrett....	3-2	109 36.3	9-18	.500	5-10	.500	14-16	.875	3	9	12	4.0	10	0	16	10	3	5	37	12.3
11 Spencer, Bo.....	3-0	82 27.3	12-21	.571	9-16	.563	2-2	1.000	1	5	6	2.0	7	0	9	8	1	1	35	11.7
13 Martin, Terry.....	3-3	84 28.0	8-29	.276	5-21	.238	0-1	.000	4	11	15	5.0	8	0	4	6	3	1	21	7.0
30 Farrer, Alex.....	2-0	22 11.0	1-2	.500	1-1	1.000	1-2	.500	0	1	1	0.5	1	0	3	1	0	0	4	2.0
20 Green, Garrett.....	3-0	38 12.7	2-4	.500	0-0	.000	1-2	.500	0	6	6	2.0	9	1	2	2	2	1	5	1.7
01 Mitchell, Tasmin...	1-1	6 6.0	0-2	.000	0-0	.000	0-0	.000	1	0	1	1.0	2	0	0	2	0	1	0	0.0
TEAM.....									6	3	9	3.0	0		0					
Total.....	3	625	86-183	.470	30-79	.380	37-48	.771	36	73	109	36.3	63	2	44	57	23	17	239	79.7
Opponents.....	3	625	85-191	.445	28-74	.378	44-60	.733	41	70	111	37.0	55	1	42	46	7	26	242	80.7

TEAM STATISTICS	LS	OPP	DATE	OPPONENT	W/L	SCORE	ATTEND
SCORING.....	239	242	&11-19-07	vs OKLAHOMA STATE	L	77-83	2500
Points per game.....	79.7	80.7	&11-20-07	vs CHAMINADE	W	78-72	2500
Scoring margin.....	-1.0	-	&11-21-07	vs ARIZONA STATE	LOT	84-87	2500
FIELD GOALS-ATT.....	86-183	85-191	* SEC Games				
Field goal pct.....	.470	.445	& EA Sports Maui Invitational				
3 POINT FG-ATT.....	30-79	28-74	# Pizza Hut Big East/SEC Invitational				
3-point FG pct.....	.380	.378					
3-pt FG made per game..	10.0	9.3					
FREE THROWS-ATT.....	37-48	44-60					
Free throw pct.....	.771	.733					
REBOUNDS.....	109	111					
Rebounds per game.....	36.3	37.0					
Rebounding margin.....	-0.7	-					
ASSISTS.....	44	42					
Assists per game.....	14.7	14.0					
TURNOVERS.....	57	46					
Turnovers per game.....	19.0	15.3					
Turnover margin.....	-3.7	-					
Assist/turnover ratio..	0.8	0.9					
STEALS.....	17	26					
Steals per game.....	5.7	8.7					
BLOCKS.....	23	7					
Blocks per game.....	7.7	2.3					
WINNING STREAK.....	0	-					
Home win streak.....	0	-					
ATTENDANCE.....	0	7500					
Home games-Avg/Game....	0-0	0-0					
Neutral site-Avg/Game..	-	3-2500					

SCORE BY PERIODS:	1st	2nd	OT	Total
LSU.....	100	133	6	- 239
Opponents.....	126	107	9	- 242

**LSU Combined Team Statistics (as of Mar 08, 2008)**  
Games won

<b>RECORD:</b>	<b>OVERALL</b>	<b>HOME</b>	<b>AWAY</b>	<b>NEUTRAL</b>
<b>ALL GAMES.....</b>	<b>(13-0)</b>	<b>(9-0)</b>	<b>(3-0)</b>	<b>(1-0)</b>
<b>CONFERENCE.....</b>	<b>(6-0)</b>	<b>(3-0)</b>	<b>(3-0)</b>	<b>(0-0)</b>
<b>NON-CONFERENCE.....</b>	<b>(7-0)</b>	<b>(6-0)</b>	<b>(0-0)</b>	<b>(1-0)</b>

## Player	GP-GS	Min--Avg	---TOTAL---		---3-PTS---		---REBOUNDS---				PF	FO	A	TO	Blk	Stl	Pts	Avg		
			FG-FGA	Pct	3FG-FGA	Pct	FT-FTA	Pct	Off	Def									Tot	Avg
05 Thornton, Marcus...	13-13	432 33.2	103-203	.507	50-109	.459	39-52	.750	23	43	66	5.1	16	0	22	23	7	23	295	22.7
03 Randolph, Anthony..	13-13	409 31.5	89-167	.533	2-7	.286	55-76	.724	26	80	106	8.2	30	0	20	33	35	17	235	18.1
21 Johnson, Chris.....	13-11	385 29.6	58-108	.537	6-20	.300	27-31	.871	24	67	91	7.0	24	0	12	24	49	11	149	11.5
01 Mitchell, Tasmin...	2-2	60 30.0	7-19	.368	0-5	.000	8-10	.800	4	12	16	8.0	6	0	6	7	1	6	22	11.0
13 Martin, Terry.....	13-7	318 24.5	42-102	.412	19-53	.358	11-17	.647	9	28	37	2.8	18	0	25	14	6	3	114	8.8
14 Temple, Garrett....	13-12	431 33.2	21-53	.396	4-21	.190	19-29	.655	12	44	56	4.3	36	0	49	24	12	20	65	5.0
11 Spencer, Bo.....	12-0	196 16.3	15-39	.385	9-22	.409	9-11	.818	4	10	14	1.2	13	0	20	11	1	5	48	4.0
02 Mason, Dameon.....	4-0	59 14.8	4-12	.333	0-0	.000	1-1	1.000	1	8	9	2.3	7	0	4	3	0	2	9	2.3
20 Green, Garrett.....	9-0	82 9.1	9-20	.450	1-3	.333	1-3	.333	7	16	23	2.6	7	0	1	4	1	0	20	2.2
30 Farrer, Alex.....	11-6	166 15.1	2-16	.125	0-8	.000	13-16	.813	3	13	16	1.5	15	0	16	13	3	3	17	1.5
10 Terrebonne, Greg...	4-0	8 2.0	1-3	.333	0-0	.000	2-2	1.000	0	0	0	0.0	0	0	2	1	0	0	4	1.0
32 Thornton, Quintin..	6-1	54 9.0	0-1	.000	0-0	.000	3-4	.750	0	2	2	0.3	5	0	4	1	1	0	3	0.5
TEAM.....									16	25	41	3.2	1		0					
Total.....	13	2600	351-743	.472	91-248	.367	188-252	.746	129	348	477	36.7	178	0	181	158	116	90	981	75.5
Opponents.....	13	2600	311-823	.378	90-285	.316	96-151	.636	191	298	489	37.6	237	8	143	183	36	81	808	62.2

TEAM STATISTICS	LS	OPP	DATE	OPPONENT	W/L	SCORE	ATTEND
SCORING.....	981	808	11/12/07	SOUTHEASTERN LOUISIANA	W	72-62	8171
Points per game.....	75.5	62.2	11/14/07	MCNEESE STATE	W	78-74	7891
Scoring margin.....	+13.3	-	&11-20-07	vs CHAMINADE	W	78-72	2500
FIELD GOALS-ATT.....	351-743	311-823	11/28/07	NICHOLLS STATE	W	68-41	7704
Field goal pct.....	.472	.378	11/30/07	SOUTHERN UNIVERSITY	W	88-45	7719
3 POINT FG-ATT.....	91-248	90-285	12/15/07	NORTHWESTERN STATE	W	82-58	7809
3-point FG pct.....	.367	.316	12/22/07	OREGON STATE	W	67-61	7713
3-pt FG made per game..	7.0	6.9	*01-30-08	at Auburn	W	81-80	5749
FREE THROWS-ATT.....	188-252	96-151	*02/13/08	at University of Florid	W	85-73	11880
Free throw pct.....	.746	.636	*02/23/08	OLE MISS	W	69-49	8765
REBOUNDS.....	477	489	*2/27/08	at South Carolina	W	62-55	11246
Rebounds per game.....	36.7	37.6	*03/02/08	GEORGIA	W	71-64	8130
Rebounding margin.....	-0.9	-	*03/05/08	ALABAMA	W	80-74	9136
ASSISTS.....	181	143	* SEC Games				
Assists per game.....	13.9	11.0	& EA Sports Maui Invitational				
TURNOVERS.....	158	183	# Pizza Hut Big East/SEC Invitational				
Turnovers per game.....	12.2	14.1					
Turnover margin.....	+1.9	-					
Assist/turnover ratio..	1.1	0.8					
STEALS.....	90	81					
Steals per game.....	6.9	6.2					
BLOCKS.....	116	36					
Blocks per game.....	8.9	2.8					
WINNING STREAK.....	13	-					
Home win streak.....	9	-					
ATTENDANCE.....	73038	31375					
Home games-Avg/Game....	9-8115	3-9625					
Neutral site-Avg/Game..	-	1-2500					

SCORE BY PERIODS:	1st	2nd	Total
LSU.....	451	530	- 981
Opponents.....	400	408	- 808



**LSU Combined Team Statistics (as of Mar 08, 2008)**  
Games lost

<b>RECORD:</b>	<b>OVERALL</b>	<b>HOME</b>	<b>AWAY</b>	<b>NEUTRAL</b>
<b>ALL GAMES.....</b>	<b>(0-17)</b>	<b>(0-6)</b>	<b>(0-9)</b>	<b>(0-2)</b>
<b>CONFERENCE.....</b>	<b>(0-10)</b>	<b>(0-5)</b>	<b>(0-5)</b>	<b>(0-0)</b>
<b>NON-CONFERENCE.....</b>	<b>(0-7)</b>	<b>(0-1)</b>	<b>(0-4)</b>	<b>(0-2)</b>

## Player	GP-GS	Min--Avg	---TOTAL---		---3-PTS---		FT-FTA	Pct	---REBOUNDS---				PF	FO	A	TO	Blk	Stl	Pts	Avg
			FG-FGA	Pct	3FG-FGA	Pct			Off	Def	Tot	Avg								
05 Thornton, Marcus... 17-16	573	33.7	103-269	.383	37-120	.308	53-61	.869	39	63	102	6.0	43	0	18	42	3	17	296	17.4
03 Randolph, Anthony.. 17-17	567	33.4	85-212	.401	0-11	.000	56-84	.667	57	92	149	8.8	52	1	17	53	35	18	226	13.3
21 Johnson, Chris..... 11-10	324	29.5	51-101	.505	8-26	.308	17-21	.810	24	36	60	5.5	33	2	8	30	16	5	127	11.5
13 Martin, Terry..... 17-10	411	24.2	51-152	.336	22-84	.262	9-10	.900	8	28	36	2.1	31	1	23	30	3	4	133	7.8
14 Temple, Garrett.... 17-16	609	35.8	40-99	.404	18-50	.360	35-40	.875	16	55	71	4.2	50	1	61	47	12	21	133	7.8
02 Mason, Dameon..... 3-0	61	20.3	5-16	.313	0-0	.000	3-10	.300	4	8	12	4.0	6	0	1	2	4	3	13	4.3
30 Farrer, Alex..... 15-7	278	18.5	23-51	.451	5-20	.250	3-10	.300	8	19	27	1.8	23	0	16	15	1	12	54	3.6
11 Spencer, Bo..... 17-3	277	16.3	18-62	.290	11-39	.282	7-11	.636	6	16	22	1.3	22	0	22	15	0	10	54	3.2
32 Thornton, Quintin.. 10-4	160	16.0	7-12	.583	0-0	.000	2-4	.500	7	19	26	2.6	26	0	3	6	1	1	16	1.6
20 Green, Garrett..... 16-1	159	9.9	11-27	.407	1-2	.500	2-4	.500	10	7	17	1.1	34	1	2	7	4	1	25	1.6
01 Mitchell, Tasmin... 1-1	6	6.0	0-2	.000	0-0	.000	0-0	.000	1	0	1	1.0	2	0	0	2	0	1	0	0.0
TEAM.....									29	37	66	3.9	1		2					
Total.....	17	3425	394-1003	.393	102-352	.290	187-255	.733	209	380	589	34.6	323	6	171	251	79	93	1077	63.4
Opponents.....	17	3425	454-996	.456	111-296	.375	241-348	.693	222	426	648	38.1	258	1	228	224	74	120	1260	74.1

TEAM STATISTICS	LS	OPP	DATE	OPPONENT	W/L	SCORE	ATTEND
SCORING.....	1077	1260	&11-19-07	vs OKLAHOMA STATE	L	77-83	2500
Points per game.....	63.4	74.1	&11-21-07	vs ARIZONA STATE	LOT	84-87	2500
Scoring margin.....	-10.8	-	#12/06/07	at Villanova	L	67-68	9212
FIELD GOALS-ATT.....	394-1003	454-996	12-19-07	at Wichita St.	L	47-67	10478
Field goal pct.....	.393	.456	12/29/07	WASHINGTON	L	65-73	8947
3 POINT FG-ATT.....	102-352	111-296	01/02/08	at Tulane	L	63-68	3690
3-point FG pct.....	.290	.375	01/05/08	at Texas A&M	L	53-79	12255
3-pt FG made per game..	6.0	6.5	*01/09/08	MISSISSIPPI STATE	L	39-61	7843
FREE THROWS-ATT.....	187-255	241-348	*01-12-08	at Ole Miss	L	71-74	9328
Free throw pct.....	.733	.693	*01/16/08	AUBURN	L	67-74	9746
REBOUNDS.....	589	648	*1/19/08	at Vanderbilt	L	76-92	13797
Rebounds per game.....	34.6	38.1	*01/26/08	ARKANSAS	L	52-68	8860
Rebounding margin.....	-3.5	-	*02/02/08	at University of Alabama	L	72-81	15316
ASSISTS.....	171	228	*02/09/08	TENNESSEE	L	45-47	10165
Assists per game.....	10.1	13.4	*02/16/08	KENTUCKY	L	63-67	9870
TURNOVERS.....	251	224	*02-20-08	at Arkansas	L	61-87	16212
Turnovers per game.....	14.8	13.2	*03-08-08	at Mississippi State	L	75-84	9197
Turnover margin.....	-1.6	-	* SEC Games				
Assist/turnover ratio..	0.7	1.0	& EA Sports Maui Invitational				
STEALS.....	93	120	# Pizza Hut Big East/SEC Invitational				
Steals per game.....	5.5	7.1					
BLOCKS.....	79	74					
Blocks per game.....	4.6	4.4					
WINNING STREAK.....	0	-					
Home win streak.....	0	-					
ATTENDANCE.....	55431	104485					
Home games-Avg/Game....	6-9238	9-11054					
Neutral site-Avg/Game..	-	2-2500					

SCORE BY PERIODS:	1st	2nd	OT	Total
LSU.....	515	556	6	- 1077
Opponents.....	606	645	9	- 1260

LSU Combined Team Statistics (as of Mar 08, 2008)  
Butch Pierre Coach

<b>RECORD:</b>	<b>OVERALL</b>	<b>HOME</b>	<b>AWAY</b>	<b>NEUTRAL</b>
<b>ALL GAMES.....</b>	<b>(5-4)</b>	<b>(3-2)</b>	<b>(2-2)</b>	<b>(0-0)</b>
<b>CONFERENCE.....</b>	<b>(5-4)</b>	<b>(3-2)</b>	<b>(2-2)</b>	<b>(0-0)</b>
<b>NON-CONFERENCE.....</b>	<b>(0-0)</b>	<b>(0-0)</b>	<b>(0-0)</b>	<b>(0-0)</b>

## Player	GP-GS	Min--Avg	---TOTAL---		---3-PTS---		---REBOUNDS---				PF	FO	A	TO	Blk	Stl	Pts	Avg		
			FG-FGA	Pct	3FG-FGA	Pct	FT-FTA	Pct	Off	Def									Tot	Avg
05 Thornton, Marcus...	9-8	280 31.1	63-131	.481	26-60	.433	23-31	.742	18	27	45	5.0	11	0	11	19	4	10	175	19.4
03 Randolph, Anthony..	9-9	310 34.4	62-132	.470	0-3	.000	41-57	.719	28	47	75	8.3	26	0	7	28	18	9	165	18.3
21 Johnson, Chris.....	9-9	303 33.7	44-98	.449	6-26	.231	14-19	.737	26	55	81	9.0	25	1	14	19	35	3	108	12.0
13 Martin, Terry.....	9-1	175 19.4	23-56	.411	9-30	.300	7-9	.778	3	10	13	1.4	10	0	10	10	1	1	62	6.9
14 Temple, Garrett....	9-9	325 36.1	18-51	.353	6-21	.286	14-18	.778	7	32	39	4.3	30	0	35	19	5	16	56	6.2
30 Farrer, Alex.....	9-9	200 22.2	7-25	.280	0-8	.000	10-14	.714	3	16	19	2.1	17	0	16	13	4	9	24	2.7
10 Terrebonne, Greg...	1-0	2 2.0	0-0	.000	0-0	.000	2-2	1.000	0	0	0	0.0	0	0	0	0	0	0	2	2.0
11 Spencer, Bo.....	8-0	94 11.8	4-19	.211	3-9	.333	0-0	.000	2	6	8	1.0	11	0	7	0	0	3	11	1.4
20 Green, Garrett.....	8-0	41 5.1	3-10	.300	1-3	.333	0-0	.000	5	1	6	0.8	5	0	0	1	2	0	7	0.9
32 Thornton, Quintin..	9-0	70 7.8	0-3	.000	0-0	.000	1-2	.500	1	7	8	0.9	10	0	1	3	1	0	1	0.1
TEAM.....									17	17	34	3.8	0		0					
-----																				
Total.....	9	1800	224-525	.427	51-160	.319	112-152	.737	110	218	328	36.4	145	1	101	112	70	51	611	67.9
Opponents.....	9	1800	230-560	.411	61-179	.341	79-122	.648	132	207	339	37.7	145	3	110	114	37	54	600	66.7

TEAM STATISTICS	LS	OPP	DATE	OPPONENT	W/L	SCORE	ATTEND
-----							
SCORING.....	611	600	*02/09/08	TENNESSEE	L	45-47	10165
Points per game.....	67.9	66.7	*02/13/08	at University of Florid	W	85-73	11880
Scoring margin.....	+1.2	-	*02/16/08	KENTUCKY	L	63-67	9870
FIELD GOALS-ATT.....	224-525	230-560	*02-20-08	at Arkansas	L	61-87	16212
Field goal pct.....	.427	.411	*02/23/08	OLE MISS	W	69-49	8765
3 POINT FG-ATT.....	51-160	61-179	*2/27/08	at South Carolina	W	62-55	11246
3-point FG pct.....	.319	.341	*03/02/08	GEORGIA	W	71-64	8130
3-pt FG made per game..	5.7	6.8	*03/05/08	ALABAMA	W	80-74	9136
FREE THROWS-ATT.....	112-152	79-122	*03-08-08	at Mississippi State	L	75-84	9197
Free throw pct.....	.737	.648	* SEC Games				
REBOUNDS.....	328	339	& EA Sports Maui Invitational				
Rebounds per game.....	36.4	37.7	# Pizza Hut Big East/SEC Invitational				
Rebounding margin.....	-1.2	-					
ASSISTS.....	101	110					
Assists per game.....	11.2	12.2					
TURNOVERS.....	112	114					
Turnovers per game....	12.4	12.7					
Turnover margin.....	+0.2	-					
Assist/turnover ratio..	0.9	1.0					
STEALS.....	51	54					
Steals per game.....	5.7	6.0					
BLOCKS.....	70	37					
Blocks per game.....	7.8	4.1					
WINNING STREAK.....	0	-					
Home win streak.....	3	-					
ATTENDANCE.....	46066	48535					
Home games-Avg/Game....	5-9213	4-12134					
Neutral site-Avg/Game..	-	0-0					

SCORE BY PERIODS:	1st	2nd	Total
-----			
LSU.....	298	313	- 611
Opponents.....	308	292	- 600

LSU Category Leaders (as of Mar 08, 2008)  
All games

FG PERCENTAGE	FG ATT	Pct
Thornton, Quintin...	7 13	.538
Johnson, Chris.....	109 209	.522
Randolph, Anthony...	174 379	.459
Thornton, Marcus....	206 472	.436
Green, Garrett.....	20 47	.426
Temple, Garrett.....	61 152	.401
Farrer, Alex.....	25 67	.373
Martin, Terry.....	93 254	.366
Terrebonne, Greg....	1 3	.333
Mitchell, Tasmin....	7 21	.333
Spencer, Bo.....	33 101	.327
Mason, Dameon.....	9 28	.321

3-POINT PERCENTAGE	3FG ATT	Pct
Green, Garrett.....	2 5	.400
Thornton, Marcus....	87 229	.380
Spencer, Bo.....	20 61	.328
Temple, Garrett.....	22 71	.310
Johnson, Chris.....	14 46	.304
Martin, Terry.....	41 137	.299
Farrer, Alex.....	5 28	.179
Randolph, Anthony...	2 18	.111
Mitchell, Tasmin....	0 5	.000

FT PERCENTAGE	FT ATT	Pct
Terrebonne, Greg....	2 2	1.000
Johnson, Chris.....	44 52	.846
Thornton, Marcus....	92 113	.814
Mitchell, Tasmin....	8 10	.800
Temple, Garrett.....	54 69	.783
Martin, Terry.....	20 27	.741
Spencer, Bo.....	16 22	.727
Randolph, Anthony...	111 160	.694
Thornton, Quintin...	5 8	.625
Farrer, Alex.....	16 26	.615
Green, Garrett.....	3 7	.429
Mason, Dameon.....	4 11	.364

POINTS	G	Pts	Pts/G
Thornton, Marcus....	30	591	19.7
Randolph, Anthony...	30	461	15.4
Johnson, Chris.....	24	276	11.5
Martin, Terry.....	30	247	8.2
Temple, Garrett.....	30	198	6.6
Spencer, Bo.....	29	102	3.5
Farrer, Alex.....	26	71	2.7
Green, Garrett.....	25	45	1.8
Mason, Dameon.....	7	22	3.1
Mitchell, Tasmin....	3	22	7.3
Thornton, Quintin...	16	19	1.2
Terrebonne, Greg....	4	4	1.0

FIELD GOAL ATTEMPTS	G	Att	Att/G
Thornton, Marcus....	30	472	15.7
Randolph, Anthony...	30	379	12.6
Martin, Terry.....	30	254	8.5
Johnson, Chris.....	24	209	8.7
Temple, Garrett.....	30	152	5.1

FIELD GOALS MADE	G	Made	Made/G
Thornton, Marcus....	30	206	6.9
Randolph, Anthony...	30	174	5.8
Johnson, Chris.....	24	109	4.5
Martin, Terry.....	30	93	3.1
Temple, Garrett.....	30	61	2.0

3-POINT FG ATTEMPTS	G	Att	Att/G
Thornton, Marcus....	30	229	7.6
Martin, Terry.....	30	137	4.6
Temple, Garrett.....	30	71	2.4
Spencer, Bo.....	29	61	2.1
Johnson, Chris.....	24	46	1.9

3-POINT FGS MADE	G	Made	Made/G
Thornton, Marcus....	30	87	2.9
Martin, Terry.....	30	41	1.4
Temple, Garrett.....	30	22	0.7
Spencer, Bo.....	29	20	0.7
Johnson, Chris.....	24	14	0.6

FREE THROW ATTEMPTS	G	Att	Att/G
Randolph, Anthony...	30	160	5.3
Thornton, Marcus....	30	113	3.8
Temple, Garrett.....	30	69	2.3
Johnson, Chris.....	24	52	2.2
Martin, Terry.....	30	27	0.9

FREE THROWS MADE	G	Made	Made/G
Randolph, Anthony...	30	111	3.7
Thornton, Marcus....	30	92	3.1
Temple, Garrett.....	30	54	1.8
Johnson, Chris.....	24	44	1.8
Martin, Terry.....	30	20	0.7

SCORING AVERAGE	G	Pts	Avg/G
Thornton, Marcus....	30	591	19.7
Randolph, Anthony...	30	461	15.4
Johnson, Chris.....	24	276	11.5
Martin, Terry.....	30	247	8.2
Mitchell, Tasmin....	3	22	7.3
Temple, Garrett.....	30	198	6.6
Spencer, Bo.....	29	102	3.5
Mason, Dameon.....	7	22	3.1
Farrer, Alex.....	26	71	2.7
Green, Garrett.....	25	45	1.8
Thornton, Quintin...	16	19	1.2
Terrebonne, Greg....	4	4	1.0

LSU Category Leaders (as of Mar 08, 2008)  
All games

REBOUNDS	G	Reb	Reb/G
Randolph, Anthony...	30	255	8.5
Thornton, Marcus....	30	168	5.6
Johnson, Chris.....	24	151	6.3
Temple, Garrett.....	30	127	4.2
Martin, Terry.....	30	73	2.4

REBOUND AVERAGE	G	Reb	Avg/G
Randolph, Anthony...	30	255	8.5
Johnson, Chris.....	24	151	6.3
Mitchell, Tasmin....	3	17	5.7
Thornton, Marcus....	30	168	5.6
Temple, Garrett.....	30	127	4.2

OFFENSIVE REBOUNDS	G	No.	Avg/G
Randolph, Anthony...	30	83	2.8
Thornton, Marcus....	30	62	2.1
Johnson, Chris.....	24	48	2.0
Temple, Garrett.....	30	28	0.9
Martin, Terry.....	30	17	0.6
Green, Garrett.....	25	17	0.7

DEFENSIVE REBOUNDS	G	No.	Avg/G
Randolph, Anthony...	30	172	5.7
Thornton, Marcus....	30	106	3.5
Johnson, Chris.....	24	103	4.3
Temple, Garrett.....	30	99	3.3
Martin, Terry.....	30	56	1.9

FOULS	G	No.	Per/G
Temple, Garrett.....	30	86	2.9
Randolph, Anthony...	30	82	2.7
Thornton, Marcus....	30	59	2.0
Johnson, Chris.....	24	57	2.4
Martin, Terry.....	30	49	1.6

FOULOUTS	G	No.
Johnson, Chris.....	24	2
Temple, Garrett.....	30	1
Martin, Terry.....	30	1
Green, Garrett.....	25	1
Randolph, Anthony...	30	1

ASSISTS	G	No.	A/G
Temple, Garrett.....	30	110	3.7
Martin, Terry.....	30	48	1.6
Spencer, Bo.....	29	42	1.4
Thornton, Marcus....	30	40	1.3
Randolph, Anthony...	30	37	1.2

STEALS	G	No.	S/G
Temple, Garrett.....	30	41	1.4
Thornton, Marcus....	30	40	1.3
Randolph, Anthony...	30	35	1.2
Johnson, Chris.....	24	16	0.7
Spencer, Bo.....	29	15	0.5
Farrer, Alex.....	26	15	0.6

BLOCKED SHOTS	G	No.	Blk/G
Randolph, Anthony...	30	70	2.3
Johnson, Chris.....	24	65	2.7
Temple, Garrett.....	30	24	0.8
Thornton, Marcus....	30	10	0.3
Martin, Terry.....	30	9	0.3

MINUTES	G	No.	Min/G
Temple, Garrett.....	30	1040	34.7
Thornton, Marcus....	30	1005	33.5
Randolph, Anthony...	30	976	32.5
Martin, Terry.....	30	729	24.3
Johnson, Chris.....	24	709	29.5

TURNOVERS	G	No.	TO/G
Randolph, Anthony...	30	86	2.9
Temple, Garrett.....	30	71	2.4
Thornton, Marcus....	30	65	2.2
Johnson, Chris.....	24	54	2.3
Martin, Terry.....	30	44	1.5

LSU Team Game-by-Game (as of Mar 08, 2008)  
All games

TEAM STATISTICS

Opponent	Date	Score	W/L	---TOTAL---		--3-PTRS--		----REBOUNDS----				PF	A	TO	Blk	Stl	Pts---Avg			
				FG-FGA	Pct	3FG-FGA	Pct	FT-FTA	Pct	Off	Def						Tot	Avg	Pts	Avg
SOUTHEASTERN LOUISIAN	11/12/07	72-62	W	26-51	.510	6-16	.375	14-20	.700	3	26	29	29.0	15	13	14	8	11	72	72.0
MCNEESE STATE	11/14/07	78-74	W	27-56	.482	3-18	.167	21-29	.724	12	26	38	33.5	11	13	14	11	9	78	75.0
vs OKLAHOMA STATE	11-19-07	77-83	L	25-53	.472	11-25	.440	16-18	.889	9	22	31	32.7	25	14	26	7	5	77	75.7
vs CHAMINADE	11-20-07	78-72	W	32-68	.471	7-21	.333	7-14	.500	14	27	41	34.8	13	12	11	11	8	78	76.2
vs ARIZONA STATE	11-21-07	84-87	Lot	29-62	.468	12-33	.364	14-16	.875	13	24	37	35.2	25	18	20	5	4	84	77.8
NICHOLLS STATE	11/28/07	68-41	W	25-48	.521	7-20	.350	11-15	.733	13	26	39	35.8	13	10	21	9	7	68	76.2
SOUTHERN UNIVERSITY	11/30/07	88-45	W	35-65	.538	7-19	.368	11-15	.733	14	37	51	38.0	16	18	12	7	8	88	77.9
at Villanova	12/06/07	67-68	L	22-52	.423	7-23	.304	16-25	.640	9	30	39	38.1	23	14	16	14	7	67	76.5
NORTHWESTERN STATE	12/15/07	82-58	W	25-53	.472	9-20	.450	23-30	.767	5	29	34	37.7	10	17	17	7	12	82	77.1
at Wichita St.	12-19-07	47-67	L	18-58	.310	4-21	.190	7-9	.778	9	22	31	37.0	13	6	11	5	5	47	74.1
OREGON STATE	12/22/07	67-61	W	20-57	.351	10-23	.435	17-22	.773	9	24	33	36.6	15	15	10	6	8	67	73.5
WASHINGTON	12/29/07	65-73	L	26-58	.448	3-13	.231	10-12	.833	9	24	33	36.3	18	9	18	4	7	65	72.8
at Tulane	01/02/08	63-68	L	23-57	.404	8-23	.348	9-14	.643	13	17	30	35.8	17	12	12	5	5	63	72.0
at Texas A&M	01/05/08	53-79	L	23-62	.371	3-15	.200	4-8	.500	9	22	31	35.5	20	9	11	3	3	53	70.6
MISSISSIPPI STATE	01/09/08	39-61	L	14-66	.212	2-17	.118	9-13	.692	17	19	36	35.5	14	4	9	4	6	39	68.5
at Ole Miss	01-12-08	71-74	L	28-61	.459	8-23	.348	7-15	.467	11	24	35	35.5	18	11	8	4	6	71	68.7
AUBURN	01/16/08	67-74	L	23-48	.479	7-24	.292	14-19	.737	7	22	29	35.1	19	12	15	0	6	67	68.6
at Vanderbilt	1/19/08	76-92	L	28-59	.475	4-13	.308	16-19	.842	13	25	38	35.3	22	8	17	3	3	76	69.0
ARKANSAS	01/26/08	52-68	L	20-69	.290	5-26	.192	7-8	.875	19	18	37	35.4	17	8	12	4	5	52	68.1
at Auburn	01-30-08	81-80	W	31-61	.508	10-25	.400	9-12	.750	9	21	30	35.1	14	16	7	5	1	81	68.8
at University of Alab	02/02/08	72-81	L	21-57	.368	9-22	.409	21-22	.955	11	25	36	35.1	18	12	16	3	6	72	68.9
TENNESSEE	02/09/08	45-47	L	20-50	.400	3-20	.150	2-4	.500	14	24	38	35.3	18	6	22	9	8	45	67.8
at University of Flor	02/13/08	85-73	W	33-55	.600	9-20	.450	10-15	.667	5	17	22	34.7	12	19	11	6	9	85	68.6
KENTUCKY	02/16/08	63-67	L	25-62	.403	5-18	.278	8-10	.800	15	18	33	34.6	16	7	10	3	8	63	68.3
at Arkansas	02-20-08	61-87	L	21-57	.368	4-14	.286	15-26	.577	13	21	34	34.6	19	14	16	4	5	61	68.0
OLE MISS	02/23/08	69-49	W	24-63	.381	7-19	.368	14-17	.824	14	37	51	35.2	16	13	8	12	2	69	68.1
at South Carolina	2/27/08	62-55	W	22-54	.407	4-17	.235	14-14	1.000	13	31	44	35.6	10	6	14	9	3	62	67.9
GEORGIA	03/02/08	71-64	W	24-61	.393	5-13	.385	18-28	.643	14	26	40	35.7	18	9	12	11	6	71	68.0
ALABAMA	03/05/08	80-74	W	27-51	.529	7-17	.412	19-21	.905	4	21	25	35.3	15	20	7	14	6	80	68.4
at Mississippi State	03-08-08	75-84	L	28-72	.389	7-22	.318	12-17	.706	18	23	41	35.5	21	7	12	2	4	75	68.6
LSU		2058		745-1746	.427	193-600	.322	375-507	.740	338	728	1066	35.5	501	352	409	195	183	2058	68.6
Opponents		2068		765-1819	.421	201-581	.346	337-499	.675	413	724	1137	37.9	495	371	407	110	201	2068	68.9

Games played: 30  
Points/game: 68.6  
FG Pct: 42.7  
3FG Pct: 32.2  
FT Pct: 74.0

Rebounds/game: 35.5  
Assists/game: 11.7  
Turnovers/game: 13.6  
Assist/turnover ratio: 0.9  
Steals/game: 6.1  
Blocks/game: 6.5

LSU Opponent Game-by-Game (as of Mar 08, 2008)  
All games

OPPONENT STATISTICS

Opponent	Date	Score	W/L	---TOTAL---		--3-PTRS--		FT-FTA		----REBOUNDS----				PF	A	TO	Blk	Stl	Pts---Avg	
				FG-FGA	Pct	3FG-FGA	Pct	Pct	Off	Def	Tot	Avg								
SOUTHEASTERN LOUISIAN	11/12/07	72-62	W	25-63	.397	4-19	.211	8-14	.571	14	24	38	38.0	20	6	16	1	7	62	62.0
MCNEESE STATE	11/14/07	78-74	W	29-64	.453	12-23	.522	4-6	.667	10	21	31	34.5	22	10	14	5	7	74	68.0
vs OKLAHOMA STATE	11-19-07	77-83	L	27-58	.466	9-20	.450	20-24	.833	11	21	32	33.7	21	12	18	3	12	83	73.0
vs CHAMINADE	11-20-07	78-72	W	27-71	.380	13-33	.394	5-7	.714	18	27	45	36.5	16	15	14	0	5	72	72.8
vs ARIZONA STATE	11-21-07	84-87	Lot	31-62	.500	6-21	.286	19-29	.655	12	22	34	36.0	18	15	14	4	9	87	75.6
NICHOLLS STATE	11/28/07	68-41	W	16-53	.302	5-24	.208	4-14	.286	16	12	28	34.7	16	10	19	0	14	41	69.8
SOUTHERN UNIVERSITY	11/30/07	88-45	W	16-65	.246	3-19	.158	10-19	.526	17	18	35	34.7	14	4	14	4	9	45	66.3
at Villanova	12/06/07	67-68	L	21-62	.339	3-9	.333	23-34	.676	17	26	43	35.8	18	10	13	4	9	68	66.5
NORTHWESTERN STATE	12/15/07	82-58	W	22-71	.310	7-23	.304	7-7	1.000	20	28	48	37.1	23	11	21	4	6	58	65.6
at Wichita St.	12-19-07	47-67	L	26-65	.400	2-19	.105	13-14	.929	17	33	50	38.4	13	15	11	3	7	67	65.7
OREGON STATE	12/22/07	67-61	W	24-57	.421	6-18	.333	7-14	.500	13	30	43	38.8	20	12	19	5	2	61	65.3
WASHINGTON	12/29/07	65-73	L	28-61	.459	3-12	.250	14-20	.700	14	24	38	38.8	14	13	14	2	11	73	65.9
at Tulane	01/02/08	63-68	L	23-57	.404	5-12	.417	17-19	.895	18	22	40	38.8	12	14	12	5	5	68	66.1
at Texas A&M	01/05/08	53-79	L	28-54	.519	5-14	.357	18-27	.667	9	31	40	38.9	12	14	9	3	3	79	67.0
MISSISSIPPI STATE	01/09/08	39-61	L	24-50	.480	4-18	.222	9-17	.529	11	36	47	39.5	15	11	17	10	5	61	66.6
at Ole Miss	01-12-08	71-74	L	28-61	.459	6-20	.300	12-18	.667	15	24	39	39.4	15	11	9	1	2	74	67.1
AUBURN	01/16/08	67-74	L	29-53	.547	9-19	.474	7-15	.467	7	21	28	38.8	18	15	13	1	9	74	67.5
at Vanderbilt	1/19/08	76-92	L	32-65	.492	9-20	.450	19-25	.760	11	20	31	38.3	17	21	8	3	7	92	68.8
ARKANSAS	01/26/08	52-68	L	23-53	.434	10-15	.667	12-15	.800	13	29	42	38.5	11	8	17	7	4	68	68.8
at Auburn	01-30-08	81-80	W	28-55	.509	10-23	.435	14-15	.933	7	23	30	38.1	17	14	8	3	2	80	69.3
at University of Alab	02/02/08	72-81	L	28-59	.475	9-21	.429	16-24	.667	11	25	36	38.0	18	20	13	5	12	81	69.9
TENNESSEE	02/09/08	45-47	L	19-60	.317	5-19	.263	4-15	.267	22	17	39	38.0	13	6	15	5	13	47	68.9
at University of Flor	02/13/08	85-73	W	30-65	.462	9-27	.333	4-5	.800	18	21	39	38.1	15	15	19	1	2	73	69.0
KENTUCKY	02/16/08	63-67	L	26-51	.510	7-14	.500	8-10	.800	8	23	31	37.8	13	16	13	3	3	67	69.0
at Arkansas	02-20-08	61-87	L	33-63	.524	11-23	.478	10-18	.556	12	26	38	37.8	17	18	14	5	7	87	69.7
OLE MISS	02/23/08	69-49	W	19-71	.268	5-22	.227	6-11	.545	19	27	46	38.1	21	10	9	5	5	49	68.9
at South Carolina	2/27/08	62-55	W	22-64	.344	4-22	.182	7-7	1.000	10	18	28	37.7	13	13	4	4	9	55	68.4
GEORGIA	03/02/08	71-64	W	24-56	.429	7-17	.412	9-15	.600	9	27	36	37.7	25	11	18	2	8	64	68.2
ALABAMA	03/05/08	80-74	W	29-68	.426	5-15	.333	11-17	.647	20	22	42	37.8	15	12	8	2	5	74	68.4
at Mississippi State	03-08-08	75-84	L	28-62	.452	8-20	.400	20-24	.833	14	26	40	37.9	13	9	14	10	2	84	68.9
Opponents		2068		765-1819	.421	201-581	.346	337-499	.675	413	724	1137	37.9	495	371	407	110	201	2068	68.9
LSU		2058		745-1746	.427	193-600	.322	375-507	.740	338	728	1066	35.5	501	352	409	195	183	2058	68.6

Games played: 30  
Points/game: 68.9  
FG Pct: 42.1  
3FG Pct: 34.6  
FT Pct: 67.5

Rebounds/game: 37.9  
Assists/game: 12.4  
Turnovers/game: 13.6  
Assist/turnover ratio: 0.9  
Steals/game: 6.7  
Blocks/game: 3.7

LSU Game-by-Game Points-Rebounds-Assists (as of Mar 08, 2008)

All games

Opponent	Date	Score	WL	01	02	03	05	10	11	13	14	20
				MITCHELL,	MASON,DAM	RANDOLPH,	THORNTON,	TERREBONN	SPENCER,B	MARTIN,TE	TEMPLE,GA	GREEN,GAR
SOUTHEASTERN LOUISIANA	11/12/07	72-62	W	6- 2- 3	5- 1- 0	19-13- 2	27- 2- 2	DNP	7- 1- 2	6- 4- 3	0- 1- 1	DNP
MCNEESE STATE	11/14/07	78-74	W	16-14- 3	DNP	12- 7- 3	24- 3- 2	DNP	2- 1- 0	11- 5- 2	9- 2- 2	DNP
vs OKLAHOMA STATE	11-19-07	77-83	L	0- 1- 0	DNP	5- 5- 2	20- 3- 1	DNP	10- 1- 4	5- 6- 0	17- 3- 5	1- 2- 1
vs CHAMINADE	11-20-07	78-72	W	DNP	DNP	21- 9- 2	4- 2- 0	DNP	11- 3- 2	13- 7- 1	9- 4- 4	2- 4- 1
vs ARIZONA STATE	11-21-07	84-87	OL	DNP	DNP	21- 7- 1	18-12- 1	DNP	14- 2- 3	3- 2- 3	11- 5- 7	2- 0- 0
NICHOLLS STATE	11/28/07	68-41	W	DNP	2- 4- 1	6- 7- 1	24- 6- 1	0- 0- 0	11- 4- 3	4- 2- 1	0- 3- 2	4- 5- 0
SOUTHERN UNIVERSITY	11/30/07	88-45	W	DNP	2- 4- 2	24-11- 1	22- 7- 3	2- 0- 2	0- 1- 6	11- 7- 1	3- 4- 3	4- 8- 0
at Villanova	12/06/07	67-68	L	DNP	2- 3- 0	12- 6- 1	15-13- 2	DNP	5- 1- 3	14- 2- 2	8- 3- 6	0- 0- 0
NORTHWESTERN STATE	12/15/07	82-58	W	DNP	0- 0- 1	13- 8- 4	22- 5- 2	0- 0- 0	9- 3- 3	15- 3- 4	4- 6- 2	2- 1- 0
at Wichita St.	12-19-07	47-67	L	DNP	DNP	6- 3- 1	12-11- 2	DNP	4- 1- 0	11- 3- 0	6- 2- 2	2- 1- 0
OREGON STATE	12/22/07	67-61	W	DNP	DNP	14- 9- 0	20- 6- 1	DNP	0- 0- 1	15- 2- 6	4- 7- 5	6- 1- 0
WASHINGTON	12/29/07	65-73	L	DNP	DNP	10- 9- 0	18- 8- 2	DNP	0- 1- 0	14- 1- 2	0- 3- 5	4- 2- 0
at Tulane	01/02/08	63-68	L	DNP	4- 6- 1	15- 9- 1	7- 1- 4	DNP	9- 3- 2	19- 1- 2	6- 4- 2	0- 2- 0
at Texas A&M	01/05/08	53-79	L	DNP	DNP	16- 7- 0	12- 7- 0	DNP	2- 1- 4	6- 2- 1	8- 3- 2	4- 4- 1
MISSISSIPPI STATE	01/09/08	39-61	L	DNP	7- 3- 0	10- 9- 0	12- 7- 0	DNP	0- 2- 0	4- 1- 2	4- 3- 1	2- 0- 0
at Ole Miss	01-12-08	71-74	L	DNP	DNP	18-11- 0	25- 3- 2	DNP	0- 1- 1	2- 2- 1	16- 6- 3	2- 1- 0
AUBURN	01/16/08	67-74	L	DNP	DNP	12- 5- 4	27- 6- 0	DNP	2- 0- 0	0- 1- 1	17- 5- 4	0- 0- 0
at Vanderbilt	1/19/08	76-92	L	DNP	DNP	14-19- 3	27- 6- 2	DNP	4- 1- 0	7- 3- 0	10- 4- 3	3- 2- 0
ARKANSAS	01/26/08	52-68	L	DNP	DNP	14- 8- 0	20- 5- 0	DNP	1- 1- 0	2- 1- 1	2- 3- 4	0- 1- 0
at Auburn	01-30-08	81-80	W	DNP	DNP	21- 6- 2	38- 7- 1	DNP	0- 0- 0	11- 1- 1	1- 8- 7	DNP
at University of Alabam	02/02/08	72-81	L	DNP	DNP	13-12- 1	22- 3- 1	DNP	0- 0- 1	12- 4- 4	7- 9- 5	DNP
TENNESSEE	02/09/08	45-47	L	DNP	DNP	6- 8- 1	12- 7- 0	DNP	0- 3- 0	2- 1- 1	3- 1- 2	3- 1- 0
at University of Florid	02/13/08	85-73	W	DNP	DNP	22- 5- 1	20- 3- 1	DNP	0- 0- 2	10- 0- 0	10- 2- 5	DNP
KENTUCKY	02/16/08	63-67	L	DNP	DNP	24-14- 0	9- 5- 1	DNP	0- 0- 0	12- 0- 2	8- 5- 2	0- 1- 0
at Arkansas	02-20-08	61-87	L	DNP	DNP	16- 7- 0	2- 1- 0	DNP	3- 2- 2	18- 5- 1	8- 7- 6	0- 0- 0
OLE MISS	02/23/08	69-49	W	DNP	DNP	15-11- 3	17- 4- 1	2- 0- 0	5- 1- 0	11- 2- 3	6- 6- 4	0- 2- 0
at South Carolina	2/27/08	62-55	W	DNP	DNP	20-10- 0	14- 7- 1	DNP	DNP	0- 3- 2	11- 3- 2	2- 1- 0
GEORGIA	03/02/08	71-64	W	DNP	DNP	19- 5- 0	36-10- 2	DNP	0- 0- 1	0- 0- 0	7- 7- 4	0- 1- 0
ALABAMA	03/05/08	80-74	W	DNP	DNP	29- 5- 1	27- 4- 5	DNP	3- 0- 0	7- 1- 1	1- 3- 8	0- 0- 0
at Mississippi State	03-08-08	75-84	L	DNP	DNP	14-10- 1	38- 4- 0	DNP	0- 2- 2	2- 1- 0	2- 5- 2	2- 0- 0

Opponent	Date	Score	WL	21	30	32
				JOHNSON,C	FARRER,AL	THORNTON,
SOUTHEASTERN LOUISIANA	11/12/07	72-62	W	2- 2- 0	DNP	DNP
MCNEESE STATE	11/14/07	78-74	W	4- 3- 1	DNP	DNP
vs OKLAHOMA STATE	11-19-07	77-83	L	19- 5- 1	DNP	DNP
vs CHAMINADE	11-20-07	78-72	W	18-11- 1	0- 0- 1	DNP
vs ARIZONA STATE	11-21-07	84-87	OL	11- 5- 1	4- 1- 2	DNP
NICHOLLS STATE	11/28/07	68-41	W	16- 6- 0	1- 1- 1	DNP
SOUTHERN UNIVERSITY	11/30/07	88-45	W	20- 5- 0	0- 2- 0	DNP
at Villanova	12/06/07	67-68	L	11- 4- 0	DNP	DNP
NORTHWESTERN STATE	12/15/07	82-58	W	16- 2- 1	1- 2- 0	DNP
at Wichita St.	12-19-07	47-67	L	4- 7- 0	2- 0- 1	DNP
OREGON STATE	12/22/07	67-61	W	6- 3- 1	2- 2- 1	DNP
WASHINGTON	12/29/07	65-73	L	19- 9- 0	0- 0- 0	DNP
at Tulane	01/02/08	63-68	L	3- 1- 0	0- 0- 0	DNP
at Texas A&M	01/05/08	53-79	L	DNP	5- 1- 1	DNP
MISSISSIPPI STATE	01/09/08	39-61	L	DNP	0- 4- 1	0- 0- 0
at Ole Miss	01-12-08	71-74	L	DNP	1- 0- 1	7- 8- 2
AUBURN	01/16/08	67-74	L	DNP	8- 5- 3	1- 2- 0
at Vanderbilt	1/19/08	76-92	L	DNP	7- 1- 0	4- 0- 0
ARKANSAS	01/26/08	52-68	L	DNP	11- 3- 2	2- 9- 1
at Auburn	01-30-08	81-80	W	6- 3- 0	2- 1- 2	2- 0- 3
at University of Alabam	02/02/08	72-81	L	13- 4- 0	3- 1- 0	2- 1- 0
TENNESSEE	02/09/08	45-47	L	17- 8- 1	2- 3- 1	0- 1- 0
at University of Florid	02/13/08	85-73	W	19- 6- 3	4- 2- 6	0- 0- 1
KENTUCKY	02/16/08	63-67	L	4- 4- 1	6- 2- 1	0- 0- 0
at Arkansas	02-20-08	61-87	L	9- 7- 3	5- 3- 2	0- 1- 0
OLE MISS	02/23/08	69-49	W	12-15- 1	1- 3- 1	0- 1- 0
at South Carolina	2/27/08	62-55	W	13-10- 0	2- 3- 1	0- 0- 0
GEORGIA	03/02/08	71-64	W	6-15- 0	2- 0- 2	1- 0- 0
ALABAMA	03/05/08	80-74	W	11-10- 4	2- 0- 1	0- 1- 0
at Mississippi State	03-08-08	75-84	L	17- 6- 1	0- 3- 1	0- 4- 0

LSU Team High/Low Analysis (as of Mar 08, 2008)  
All games

LSU - TEAM GAME HIGHS

POINTS.....	88	vs Southern University (11/30/07)
	85	at University of Florid (02/13/08)
	84	vs ARIZONA STATE (11-21-07)
	82	vs Northwestern State (12/15/07)
	81	at Auburn (01-30-08)
FIELD GOALS MADE.....	35	vs Southern University (11/30/07)
	33	at University of Florid (02/13/08)
	32	vs CHAMINADE (11-20-07)
FIELD GOAL ATTEMPTS.....	72	at Mississippi State (03-08-08)
	69	vs Arkansas (01/26/08)
	68	vs CHAMINADE (11-20-07)
FIELD GOAL PERCENTAGE.....	.600 (33-55)	at University of Florid (02/13/08)
	.538 (35-65)	vs Southern University (11/30/07)
	.529 (27-51)	vs Alabama (03/05/08)
3 PT FIELD GOALS MADE.....	12	vs ARIZONA STATE (11-21-07)
	11	vs OKLAHOMA STATE (11-19-07)
	10	at Auburn (01-30-08)
	10	vs Oregon State (12/22/07)
	10	vs ARIZONA STATE (11-21-07)
3 PT FG ATTEMPTS.....	33	vs ARIZONA STATE (11-21-07)
	26	vs Arkansas (01/26/08)
	25	at Auburn (01-30-08)
	25	vs OKLAHOMA STATE (11-19-07)
	25	vs OKLAHOMA STATE (11-19-07)
3 PT FG PERCENTAGE.....	.450 ( 9-20)	at University of Florid (02/13/08)
	.450 ( 9-20)	vs Northwestern State (12/15/07)
	.440 (11-25)	vs OKLAHOMA STATE (11-19-07)
FREE THROWS MADE.....	23	vs Northwestern State (12/15/07)
	21	at University of Alabama (02/02/08)
	21	vs McNeese State (11/14/07)
FREE THROW ATTEMPTS.....	30	vs Northwestern State (12/15/07)
	29	vs McNeese State (11/14/07)
	28	vs Georgia (03/02/08)
FREE THROW PERCENTAGE.....	1.000 (14-14)	at South Carolina (2/27/08)
	.955 (21-22)	at University of Alabama (02/02/08)
	.905 (19-21)	vs Alabama (03/05/08)
REBOUNDS.....	51	vs Ole Miss (02/23/08)
	51	vs Southern University (11/30/07)
	44	at South Carolina (2/27/08)
ASSISTS.....	20	vs Alabama (03/05/08)
	19	at University of Florid (02/13/08)
	18	vs Southern University (11/30/07)
STEALS.....	18	vs ARIZONA STATE (11-21-07)
	12	vs Northwestern State (12/15/07)
	11	vs Southeastern Louisiana (11/12/07)
BLOCKED SHOTS.....	9	at University of Florid (02/13/08)
	9	vs McNeese State (11/14/07)
	14	vs Alabama (03/05/08)
TURNOVERS.....	14	at Villanova (12/06/07)
	12	vs Ole Miss (02/23/08)
	26	vs OKLAHOMA STATE (11-19-07)
FOULS.....	25	vs ARIZONA STATE (11-21-07)
	25	vs OKLAHOMA STATE (11-19-07)
	23	at Villanova (12/06/07)



LSU High/Low Analysis (as of Mar 08, 2008)  
All games

Opponent - GAME HIGHS

POINTS.....	92	at Vanderbilt (1/19/08)
	87	at Arkansas (02-20-08)
	87	vs ARIZONA STATE (11-21-07)
	84	at Mississippi State (03-08-08)
	83	vs OKLAHOMA STATE (11-19-07)
FIELD GOALS MADE.....	33	at Arkansas (02-20-08)
	32	at Vanderbilt (1/19/08)
	31	vs ARIZONA STATE (11-21-07)
FIELD GOAL ATTEMPTS.....	71	vs Ole Miss (02/23/08)
	71	vs Northwestern State (12/15/07)
	71	vs CHAMINADE (11-20-07)
FIELD GOAL PERCENTAGE.....	.547 (29-53)	vs Auburn (01/16/08)
	.524 (33-63)	at Arkansas (02-20-08)
	.519 (28-54)	at Texas A&M (01/05/08)
3 PT FIELD GOALS MADE.....	13	vs CHAMINADE (11-20-07)
	12	vs McNeese State (11/14/07)
	11	at Arkansas (02-20-08)
3 PT FG ATTEMPTS.....	33	vs CHAMINADE (11-20-07)
	27	at University of Florid (02/13/08)
	24	vs Nicholls State (11/28/07)
3 PT FG PERCENTAGE.....	.667 (10-15)	vs Arkansas (01/26/08)
	.522 (12-23)	vs McNeese State (11/14/07)
	.500 ( 7-14)	vs Kentucky (02/16/08)
FREE THROWS MADE.....	23	at Villanova (12/06/07)
	20	at Mississippi State (03-08-08)
	20	vs OKLAHOMA STATE (11-19-07)
FREE THROW ATTEMPTS.....	34	at Villanova (12/06/07)
	29	vs ARIZONA STATE (11-21-07)
	27	at Texas A&M (01/05/08)
FREE THROW PERCENTAGE.....	1.000 ( 7-7 )	at South Carolina (2/27/08)
	1.000 ( 7-7 )	vs Northwestern State (12/15/07)
	.933 (14-15)	at Auburn (01-30-08)
REBOUNDS.....	50	at Wichita St. (12-19-07)
	48	vs Northwestern State (12/15/07)
	47	vs Mississippi State (01/09/08)
ASSISTS.....	21	at Vanderbilt (1/19/08)
	20	at University of Alabama (02/02/08)
	18	at Arkansas (02-20-08)
STEALS.....	14	vs Nicholls State (11/28/07)
	13	vs Tennessee (02/09/08)
	12	at University of Alabama (02/02/08)
	12	vs OKLAHOMA STATE (11-19-07)
BLOCKED SHOTS.....	10	at Mississippi State (03-08-08)
	10	vs Mississippi State (01/09/08)
	7	vs Arkansas (01/26/08)
TURNOVERS.....	21	vs Northwestern State (12/15/07)
FOULS.....	25	vs Georgia (03/02/08)
	23	vs Northwestern State (12/15/07)
	22	vs McNeese State (11/14/07)

LSU High/Low Analysis (as of Mar 08, 2008)  
All games

LSU - GAME LOWS

POINTS.....	39	vs Mississippi State (01/09/08)
	45	vs Tennessee (02/09/08)
	47	at Wichita St. (12-19-07)
	52	vs Arkansas (01/26/08)
	53	at Texas A&M (01/05/08)
FIELD GOALS MADE.....	14	vs Mississippi State (01/09/08)
	18	at Wichita St. (12-19-07)
	20	vs Oregon State (12/22/07)
	20	vs Arkansas (01/26/08)
	20	vs Tennessee (02/09/08)
FIELD GOAL ATTEMPTS.....	48	vs Nicholls State (11/28/07)
	48	vs Auburn (01/16/08)
	50	vs Tennessee (02/09/08)
FIELD GOAL PERCENTAGE.....	.212 (14-66)	vs Mississippi State (01/09/08)
	.290 (20-69)	vs Arkansas (01/26/08)
	.310 (18-58)	at Wichita St. (12-19-07)
3 PT FIELD GOALS MADE.....	2	vs Mississippi State (01/09/08)
	3	vs McNeese State (11/14/07)
	3	vs Washington (12/29/07)
	3	at Texas A&M (01/05/08)
	3	vs Tennessee (02/09/08)
3 PT FG ATTEMPTS.....	13	vs Washington (12/29/07)
	13	at Vanderbilt (1/19/08)
	13	vs Georgia (03/02/08)
3 PT FG PERCENTAGE.....	.118 ( 2-17)	vs Mississippi State (01/09/08)
	.150 ( 3-20)	vs Tennessee (02/09/08)
	.167 ( 3-18)	vs McNeese State (11/14/07)
FREE THROWS MADE.....	2	vs Tennessee (02/09/08)
	4	at Texas A&M (01/05/08)
	7	vs CHAMINADE (11-20-07)
	7	at Wichita St. (12-19-07)
	7	at Ole Miss (01-12-08)
	7	vs Arkansas (01/26/08)
FREE THROW ATTEMPTS.....	4	vs Tennessee (02/09/08)
	8	at Texas A&M (01/05/08)
	8	vs Arkansas (01/26/08)
FREE THROW PERCENTAGE.....	.467 ( 7-15)	at Ole Miss (01-12-08)
	.500 ( 2-4 )	vs Tennessee (02/09/08)
	.500 ( 4-8 )	at Texas A&M (01/05/08)
	.500 ( 7-14)	vs CHAMINADE (11-20-07)
REBOUNDS.....	22	at University of Florid (02/13/08)
	25	vs Alabama (03/05/08)
	29	vs Southeastern Louisiana (11/12/07)
	29	vs Auburn (01/16/08)
ASSISTS.....	4	vs Mississippi State (01/09/08)
	6	at Wichita St. (12-19-07)
	6	vs Tennessee (02/09/08)
	6	at South Carolina (2/27/08)
STEALS.....	1	at Auburn (01-30-08)
	2	vs Ole Miss (02/23/08)
	3	at Texas A&M (01/05/08)
	3	at Vanderbilt (1/19/08)
	3	at South Carolina (2/27/08)
BLOCKED SHOTS.....	0	vs Auburn (01/16/08)
	2	at Mississippi State (03-08-08)
	3	at Texas A&M (01/05/08)

	3	at Vanderbilt (1/19/08)
	3	at University of Alabama (02/02/08)
	3	vs Kentucky (02/16/08)
TURNOVERS.....	7	at Auburn (01-30-08)
	7	vs Alabama (03/05/08)
FOULS.....	10	vs Northwestern State (12/15/07)
	10	at South Carolina (2/27/08)
	11	vs McNeese State (11/14/07)

LSU High/Low Analysis (as of Mar 08, 2008)  
All games

Opponent - GAME LOWS

POINTS.....	41	vs Nicholls State (11/28/07)
	45	vs Southern University (11/30/07)
	47	vs Tennessee (02/09/08)
	49	vs Ole Miss (02/23/08)
	55	at South Carolina (2/27/08)
FIELD GOALS MADE.....	16	vs Nicholls State (11/28/07)
	16	vs Southern University (11/30/07)
	19	vs Tennessee (02/09/08)
	19	vs Ole Miss (02/23/08)
FIELD GOAL ATTEMPTS.....	50	vs Mississippi State (01/09/08)
	51	vs Kentucky (02/16/08)
	53	vs Nicholls State (11/28/07)
	53	vs Auburn (01/16/08)
	53	vs Arkansas (01/26/08)
FIELD GOAL PERCENTAGE.....	.246 (16-65)	vs Southern University (11/30/07)
	.268 (19-71)	vs Ole Miss (02/23/08)
	.302 (16-53)	vs Nicholls State (11/28/07)
3 PT FIELD GOALS MADE.....	2	at Wichita St. (12-19-07)
	3	vs Southern University (11/30/07)
	3	at Villanova (12/06/07)
	3	vs Washington (12/29/07)
3 PT FG ATTEMPTS.....	9	at Villanova (12/06/07)
	12	vs Washington (12/29/07)
	12	at Tulane (01/02/08)
3 PT FG PERCENTAGE.....	.105 ( 2-19)	at Wichita St. (12-19-07)
	.158 ( 3-19)	vs Southern University (11/30/07)
	.182 ( 4-22)	at South Carolina (2/27/08)
FREE THROWS MADE.....	4	vs McNeese State (11/14/07)
	4	vs Nicholls State (11/28/07)
	4	vs Tennessee (02/09/08)
	4	at University of Florid (02/13/08)
FREE THROW ATTEMPTS.....	5	at University of Florid (02/13/08)
	6	vs McNeese State (11/14/07)
	7	vs CHAMINADE (11-20-07)
	7	vs Northwestern State (12/15/07)
	7	at South Carolina (2/27/08)
FREE THROW PERCENTAGE.....	.267 ( 4-15)	vs Tennessee (02/09/08)
	.286 ( 4-14)	vs Nicholls State (11/28/07)
	.467 ( 7-15)	vs Auburn (01/16/08)
REBOUNDS.....	28	vs Nicholls State (11/28/07)
	28	vs Auburn (01/16/08)
	28	at South Carolina (2/27/08)
ASSISTS.....	4	vs Southern University (11/30/07)
	6	vs Southeastern Louisiana (11/12/07)
	6	vs Tennessee (02/09/08)
STEALS.....	2	vs Oregon State (12/22/07)
	2	at Ole Miss (01-12-08)
	2	at Auburn (01-30-08)
	2	at University of Florid (02/13/08)
	2	at Mississippi State (03-08-08)
BLOCKED SHOTS.....	0	vs CHAMINADE (11-20-07)
	0	vs Nicholls State (11/28/07)
	1	vs Southeastern Louisiana (11/12/07)
	1	at Ole Miss (01-12-08)
	1	vs Auburn (01/16/08)
	1	at University of Florid (02/13/08)

LSU Player High/Low Analysis (as of Mar 08, 2008)  
All games

LSU - INDIVIDUAL GAME HIGHS

POINTS.....	38	Thornton, Marcus at Mississippi State (03-08-08)
	38	Thornton, Marcus at Auburn (01-30-08)
	36	Thornton, Marcus vs Georgia (03/02/08)
	29	Randolph, Anthony vs Alabama (03/05/08)
	27	Thornton, Marcus vs Alabama (03/05/08)
	27	Thornton, Marcus at Vanderbilt (1/19/08)
	27	Thornton, Marcus vs Auburn (01/16/08)
	27	Thornton, Marcus vs Southeastern Louisiana (11/12/07)
FIELD GOALS MADE.....	14	Thornton, Marcus at Auburn (01-30-08)
	13	Thornton, Marcus at Mississippi State (03-08-08)
	12	Thornton, Marcus vs Georgia (03/02/08)
	10	Randolph, Anthony vs Alabama (03/05/08)
	10	Thornton, Marcus vs Alabama (03/05/08)
	10	Randolph, Anthony at University of Florid (02/13/08)
	10	Thornton, Marcus at Vanderbilt (1/19/08)
	10	Randolph, Anthony vs Southern University (11/30/07)
FIELD GOAL ATT.....	27	Thornton, Marcus at Mississippi State (03-08-08)
	23	Thornton, Marcus at Auburn (01-30-08)
	21	Thornton, Marcus vs Georgia (03/02/08)
	21	Thornton, Marcus at Vanderbilt (1/19/08)
FG PCT (min 7 made).....	.889 ( 8-9 )	Johnson, Chris vs OKLAHOMA STATE (11-19-07)
	.750 ( 9-12)	Johnson, Chris vs Washington (12/29/07)
	.727 ( 8-11)	Johnson, Chris at University of Florid (02/13/08)
	.727 ( 8-11)	Thornton, Marcus at University of Florid (02/13/08)
	.714 (10-14)	Randolph, Anthony vs Southern University (11/30/07)
3 PT FG MADE.....	8	Thornton, Marcus at Auburn (01-30-08)
	6	Thornton, Marcus at Mississippi State (03-08-08)
	6	Thornton, Marcus vs Auburn (01/16/08)
	6	Thornton, Marcus vs Oregon State (12/22/07)
	5	Thornton, Marcus vs Georgia (03/02/08)
3 PT FG ATTEMPTS.....	16	Thornton, Marcus vs Auburn (01/16/08)
	15	Thornton, Marcus at Auburn (01-30-08)
	12	Thornton, Marcus at Mississippi State (03-08-08)
	12	Thornton, Marcus vs ARIZONA STATE (11-21-07)
3-PT FG PCT (min 4 made).....	.714 ( 5-7 )	Thornton, Marcus vs Georgia (03/02/08)
	.667 ( 4-6 )	Martin, Terry at Villanova (12/06/07)
	.600 ( 6-10)	Thornton, Marcus vs Oregon State (12/22/07)
	.571 ( 4-7 )	Thornton, Marcus at University of Florid (02/13/08)
	.571 ( 4-7 )	Thornton, Marcus vs Southern University (11/30/07)
	.571 ( 4-7 )	Thornton, Marcus vs Southeastern Louisiana (11/12/07)
FREE THROWS MADE.....	9	Randolph, Anthony vs Alabama (03/05/08)
	8	Temple, Garrett vs Auburn (01/16/08)
	8	Randolph, Anthony vs Oregon State (12/22/07)
	8	Mitchell, Tasmin vs McNeese State (11/14/07)
	7	Thornton, Marcus vs Georgia (03/02/08)
	7	Randolph, Anthony vs Northwestern State (12/15/07)
	7	Thornton, Marcus vs Southeastern Louisiana (11/12/07)
FREE THROW ATT.....	12	Thornton, Marcus vs Georgia (03/02/08)
	12	Randolph, Anthony vs Oregon State (12/22/07)
	10	Randolph, Anthony at Mississippi State (03-08-08)
	10	Randolph, Anthony vs Northwestern State (12/15/07)
	10	Mitchell, Tasmin vs McNeese State (11/14/07)
FT PCT (min 7 made).....	1.000 ( 9-9 )	Randolph, Anthony vs Alabama (03/05/08)
	.889 ( 8-9 )	Temple, Garrett vs Auburn (01/16/08)

	.800	( 8-10)	Mitchell, Tasmin vs McNeese State (11/14/07)
	.778	( 7-9 )	Thornton, Marcus vs Southeastern Louisiana (11/12/07)
	.700	( 7-10)	Randolph, Anthony vs Northwestern State (12/15/07)
REBOUNDS.....	19		Randolph, Anthony at Vanderbilt (1/19/08)
	15		Johnson, Chris vs Georgia (03/02/08)
	15		Johnson, Chris vs Ole Miss (02/23/08)
	14		Randolph, Anthony vs Kentucky (02/16/08)
	14		Mitchell, Tasmin vs McNeese State (11/14/07)
ASSISTS.....	8		Temple, Garrett vs Alabama (03/05/08)
	7		Temple, Garrett at Auburn (01-30-08)
	7		Temple, Garrett vs ARIZONA STATE (11-21-07)
	6		Temple, Garrett at Arkansas (02-20-08)
	6		Farrer, Alex at University of Florid (02/13/08)
	6		Martin, Terry vs Oregon State (12/22/07)
	6		Temple, Garrett at Villanova (12/06/07)
	6		Spencer, Bo vs Southern University (11/30/07)
STEALS.....	4		Randolph, Anthony vs Kentucky (02/16/08)
	4		Thornton, Marcus at University of Florid (02/13/08)
	4		Farrer, Alex vs Tennessee (02/09/08)
	4		Randolph, Anthony at Wichita St. (12-19-07)
	4		Thornton, Marcus vs Southern University (11/30/07)
	4		Mitchell, Tasmin vs McNeese State (11/14/07)
	4		Randolph, Anthony vs Southeastern Louisiana (11/12/07)
BLOCKED SHOTS.....	7		Johnson, Chris vs Alabama (03/05/08)
	7		Johnson, Chris vs Georgia (03/02/08)
	6		Johnson, Chris at South Carolina (2/27/08)
	6		Johnson, Chris vs McNeese State (11/14/07)
	6		Randolph, Anthony vs Southeastern Louisiana (11/12/07)
TURNOVERS.....	7		Johnson, Chris vs OKLAHOMA STATE (11-19-07)
FOULS.....	5		Johnson, Chris at Arkansas (02-20-08)
	5		Martin, Terry vs Auburn (01/16/08)
	5		Temple, Garrett at Texas A&M (01/05/08)
	5		Randolph, Anthony at Villanova (12/06/07)
	5		Johnson, Chris vs ARIZONA STATE (11-21-07)
	5		Green, Garrett vs OKLAHOMA STATE (11-19-07)