

**OUR SCHOOL.
OUR CITY.
OUR BOOT.**

BOOTUP



BASKETBALL

2019-2020 Record Book

Radio-TV Roster

0

Darius Day
F • 6-6 • 240 • So.
Raleigh, Florida



12

Marshall Graves
G • 6-4 • 195 • Sr.
Ponchatoula, Louisiana



1

Javonte Smart
G • 6-4 • 205 • So.
Baton Rouge, Louisiana



14

Marlon Taylor
G • 6-5 • 210 • Sr.
Mount Vernon, New York



2

Trendon Watford
F • 6-9 • 235 • Fr.
Birmingham, Alabama



15

Aundre Hyatt
F • 6-5 • 225 • Fr.
Bronx, New York



3

Parker Edwards
G • 6-3 • 190 • So.
Mandeville, Louisiana



20

Caleb Starks
G • 6-3 • 205 • Jr.
Lafayette, Louisiana



4

Skylar Mays
G • 6-4 • 205 • Sr.
Baton Rouge, Louisiana



21

Courtese Cooper
F • 6-9 • 220 • So.
Elgin, Illinois



5

Emmitt Williams
F • 6-6 • 230 • So.
Fort Myers, Florida



24

Deshawn Thomas
C • 6-9 • 250 • Fr.
Dentsville, South Carolina



10

James Bishop
G • 6-2 • 190 • Fr.
Baltimore, Maryland



Will Wade

Head Coach • 3rd Season



11

Charles Manning, Jr.
G • 6-5 • 200 • So.
Riverhead, New York



2019-20 LSU Basketball Schedule

DATE	OPPONENT	SITE	TIME
Fri., Nov. 8	BOWLING GREEN (SECN+)	BATON ROUGE	7 p.m.
Wed. Nov. 13	at VCU (ESPN2)	Richmond, Virginia	5 p.m.
Sat. Nov. 16	NICHOLLS (SECN+)	BATON ROUGE	TBA
Tues., Nov. 19	MARYLAND-BALTIMORE COUNTY (SECN)	BATON ROUGE	6 p.m.
JERSEY MIKE'S JAMAICA CLASSIC			
Fri., Nov. 22	vs. Utah State (CBSSN)	Montego Bay, Jamaica	6 p.m.
Sat. Nov. 24	vs. Rhode Island (CBSSN)	Montego Bay, Jamaica	1:30 p.m.
Fri. Nov. 29	MISSOURI STATE (SECN+)	BATON ROUGE	7 p.m.
Tues. Dec. 3	UNO (SECN)	BATON ROUGE	8 p.m.
Sun., Dec. 8	NORTHWESTERN STATE (SECN)	BATON ROUGE	3 p.m.
Wed. Dec. 18	EAST TENNESSEE STATE (SECN)	BATON ROUGE	6 p.m.
AIR FORCE RESERVE HALL OF FAME CLASSIC			
Sat. Dec. 21	vs. USC (FS1)	Los Angeles, California	8 p.m.
Sun., Dec. 29	LIBERTY (SECN)	BATON ROUGE	12:30 p.m.
Sat., Jan. 4	*at Tennessee (ESPN2/U)	Knoxville, Tennessee	11 a.m.
Wed., Jan. 8	*ARKNASAS (ESPN2/U)	BATON ROUGE	8 p.m.
Sat. Jan. 11	*MISSISSIPPI STATE (ESPN2/U)	BATON ROUGE	7 p.m.
Tues. Jan. 14	*at Texas A&M (SECN)	College Station, Texas	6 p.m.
Sat., Jan. 18	*at Ole Miss (ESPN2/U)	Oxford, Mississippi	7 p.m.
Tues. Jan. 21	*FLORIDA (TBD)	BATON ROUGE	6 p.m.
SEC/BIG 12 CHALLENGE			
Sat. Jan. 25	at Texas (ESPN2/U)	Austin, Texas	1 p.m.
Wed. Jan. 29	*ALABAMA (ESPN2/U)	BATON ROUGE	6 p.m.
Sat. Feb. 1	*OLE MISS (ESPN2/U)	BATON ROUGE	11 a.m.
Wed. Feb. 5	*at Vanderbilt (SECN)	Nashville, Tennessee	8 p.m.
Sat. Feb. 8	*at Auburn (ESPN2/U)	Auburn, Alabama	11 a.m.
Tues. Feb. 11	*MISSOURI (SECN)	BATON ROUGE	8 p.m.
Sat. Feb. 15	*at Alabama (ESPN2/U)	Tuscaloosa, Alabama	3 p.m.
Tues. Feb. 18	*KENTUCKY (ESPN2/U)	BATON ROUGE	8 p.m.
Sat. Feb. 22	*at South Carolina (ESPN2/U)	Columbia, South Carolina	7 p.m.
Wed. Feb. 26	*at Florida (ESPN2/U)	Gainesville, Florida	8 p.m.
Sat. Feb. 29	*TEXAS A&M (ESPN2/U)	BATON ROUGE	11 a.m.
Wed. March 4	*at Arkansas (SECN)	Fayetteville, Arkansas	6 p.m.
Sat. March 7	*GEORGIA (ESPN2/U)	BATON ROUGE	1 p.m.
SEC TOURNAMENT			
March 11-15	TBD (SECN, ESPN)	Nashville, Tennessee	TBA

Home games in CAPS • Times are Central and Subject to Change

*denotes SEC Games SECN+ = Streaming Broadcast

2018-19 LSU Basketball Results

DATE	OPPONENT	SCORE	PAID ATT.
Nov. 6	SOUTHEASTERN	W, 94-63	10513
Nov. 9	UNCG	W, 97-91	8613
Nov. 13	MEMPHIS	W, 85-76	9295
Nov. 16	LOUISIANA TECH	W, 74-67	9557
Nov. 22	vs. Charleston (AdvoCare Invitational)	W, 67-55	2226
Nov. 23	vs. Florida State (AdvoCare Invitational)	L, 76-79 OT	2185
Nov. 25	vs. Oklahoma State (AdvoCare invitational)	L, 77-90	1933
Dec. 1	GRAMBLING STATE	W, 78-57	8474
Dec. 9	INCARNATE WORD	W, 91-50	9098
Dec. 12	at Houston	L, 76-82	7039
Dec. 15	vs. Saint mary's (in Las Vegas)	W, 78-74	5107
Dec. 21	FURMAN	W, 75-57	9765
Dec. 28	ULM	W, 81-69	10028
Jan. 8	*ALABAMA	W, 88-79	9718
Jan. 12	*at Arkansas	W, 94-88 OT	17361
Jan. 15	*at Ole Miss	W, 83-69	9500
Jan. 19	*SOUTH CAROLINA	W, 89-67	11607
Jan. 23	*GEORGIA	W, 92-82	9416
Jan. 26	*at Missouri	W, 86-80 OT	11513
Jan. 30	*at Texas A&M	W, 72-57	6554
Feb. 2	*ARKANSAS	L, 89-90	13311
Feb. 6	*at Mississippi State	W, 92-88 OT	7456
Feb. 9	AUBURN	W, 83-78	12004
Feb. 12	*at Kentucky	W, 73-71	23490
Feb. 16	*at Georgia	W, 83-79	10298
Feb. 20	*FLORIDA	L, 77-82 OT	10976
Feb. 23	*TENNESSEE	W, 82-80 OT	13581
Feb. 26	*TEXAS A&M	W, 66-55	9614
March 2	*at Alabama	W, 74-69	11570
March 6	*at Florida	W, 79-78 OT	9550
March 9	*VANDERBILT	W, 80-59	13546
SEC Tournament-Nashville, Tennessee			
March 15	vs. Florida	L, 73-76	16490
NCAA Tournament			
March 21	vs. Yale (Jacksonville, Florida)	W, 79-74	12429
March 23	vs. Maryland (Jacksonville, Florida)	W, 69-67	14250
March 29	vs. Michigan State (Washington D.C.)	L, 63-80	20006

Table of Contents

Intro

1	2019-20 Schedule/2018-19 Results
2	Contents/Credits
3	Preseason Notes
4	Quick Facts
5	2019-20 Roster
6	Career Season Stats of Returnees
7	Career Game-by-Game Stats of Returnees

Head Coach

10	Head Coach Will Wade Stats and Facts
----	--------------------------------------

Review

12	2018-19 Stats
13	2018-19 Scores
14	Former Players Stats
15	2018-19 Box Scores
21	2018-19 Superlatives
22	2018-19 Game-by-Game Statistics
23	2018-19 Starting Lineups

Preview

24	Series Record vs. 2019-20 Opponents
25	2020 SEC Tournament
26	LSU SEC Tournament History

Records

27	School Records
31	Miscellaneous Records
34	Maravich Center Records
36	Individual Career Records
38	Individual Single-Season Records
40	Individual Single-Game Records
41	Team Single Game Records
42	Team Season Records
43	Opponent Team Season/Ind. Game Records
44	Records by Class
45	Yearly Leaders
48	1,000-Point Club
50	500-Rebound Club
51	200-Assist Club
52	100-Steal Club
53	1000-500 Club
54	30-20-10 Club
57	20-10 Games
58	Most 20-20-10 Games
59	SEC Tournament Records
61	NCAA Tournament Records
63	NIT Records
64	Yearly Records/Milestones
65	Home/Away-Neutral Win Streaks
66	Year-by-Year, Game-by-Game

History

77	Series Records
87	Regular Season Tournaments
89	LSU in The Post-Season
93	Record vs. Conferences
94	LSU in the Polls
100	Year-by-Year Individual/Team Statistics
113	Yearly Starting Lineups
114	100-Point Games
115	Overtime Games
117	Comeback Wins
118	Buzzer Beaters/Biggest Wins

LSU

119	All-Americans, SEC POY, SEC FOY
120	Bob Pettit
121	Pete Maravich
122	Shaquille O'Neal
123	Rudy Macklin
124	Mahmoud Abdul-Rauf
125	Malcolm "Sparky" Wade/Bobby Lowther
126	Glen Davis/Ben Simmons
127	SEC First Team
128	SEC Second and Third Team
129	All-SEC Tournament/Academic/Community
130	Lettermen
134	Jersey Numbers
137	Maravich Center
139	Maravich Center Practice Facility
141	Maravich Center W-L/Attendance
143	1935 National Champions
144	Final Four Legacy
145	Final Four Coaches
148	Coaches of the SEC Era
149	All-Time Coaches Records
145	Championship Basketball
152	Championship Teams
154	Tigers in the NBA
158	LSU/Louisiana Hall of Fame/ Louisiana Honors
160	Media Guidelines
161	LSU Radio/TV Network/Will Wade Show

LSUSPORTS.NET/MEDIA

CREDENTIALS

Credentials for LSU home games are issued to working media only. Because of severe space limitations and demand, individual game credentials must be requested one week prior to the date of the game.

GAME NOTES

Media and fans can access the current media guide, updated statistics and game notes all in one location at www.LSUsports.net/media. Each category is updated daily throughout the season.

VIDEO

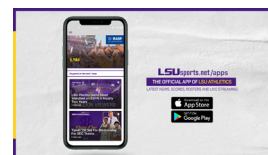
Members of the media may request video from LSU Athletics. Inquiries can be emailed to clowe@lsu.edu.

PHOTOS

Members of the media may request photos by emailing photo@lsu.edu. Digital photos on LSUsports.net, the official website, are the property of LSU Athletics and should not be used without expressed written consent of LSU Athletics Creative Services.

LOGOS

Logo requests can be submitted to creative@lsu.edu. All requests are subject to review and approval under the university's trademark licensing and multimedia rights holder guidelines. Please refer to LSUsports.net/brand.



The official LSUsports Mobile apps are available in the Apple iTunes Store and on Google Play. Follow the Tigers on your smart phone, or upgrade to the LSUsports Mobile + app to listen live and watch video highlights.



Credits

Editor

C. Kent Lowe, Grant Kauvar

Layout & Design

Jason Feirman, PJ Odum, Grant Kauvar, Madison Leaville, Judy Willson

Assistant Editors

Bill Franques, Michael Bonnette

Photography

Chris Parent, Gus Stark, Philip Cancilleri, Kyle Zedaker, Madeline VeZain, Bridgette Hogan, MG Miller, Hilary Scheinuk, Martin McCallister, Jim Zeitz, Eddy Perez, Bill Feig, NBA Photos (Andrew Bernstein, Sam Forenich, Glenn James, Kim Stallknecht, Steve Waltman, Jeff Vinnick), and Getty Images.

© COPYRIGHT LOUISIANA STATE UNIVERSITY®

The 2019-20 LSU Basketball Record Book was written by the LSU Athletics Communications Office and designed by LSU Creative Services. All text and photo content is property of Louisiana State University and LSU Athletics and cannot be reproduced without permission from LSU Athletics Communications.

In recent years, some information that was once printed exclusively in LSU Athletics media guides has moved to the department's official website, LSUsports.net. Visit the basketball homepage to find such information.

LSU Basketball Preseason Notes

- The Tigers are coming off a season in which it won its 11th Southeastern Conference championship with a 16-2 record and advanced to the NCAA Sweet 16, defeating Yale and Maryland in the first two rounds of the tournament. It marked the tenth time in school history the team has advanced to the Sweet 16 of the NCAA Tournament.
- LSU was 9-0 on the road in league play in 2018-19, the most wins for LSU in league play on the road, topping the 8-1 mark in 2001. LSU has won five of the road games in overtime, one in regulation on a tip at the buzzer and seven total on the road by six points or less – 6 at Arkansas and Missouri, 5 at Alabama, 4 at Mississippi State, and Georgia, 2 at Kentucky and 1 at Florida.

LSU's present nine-game road winning streak is tied for the longest in the nation entering the 2019-20 season.
- The Tigers return two players from last year who started a combined 53 games that averaged in double figures last season – Skylar Mays (13.4 points per game) and Javonte Smart (11.1 points per game). The pair also combined for 96 three-pointers, 4.44 assists per game and 3.18 steals per game.
- LSU traveled to Spain in August for a four-game exhibition tour through Madrid, Valencia and Barcelona. The Tigers were 3-1 on the trip, losing only to the No. 18 team in the FIBA rankings from the Dominican Republic by four points. The Dominican Republic team was on its way to China for the FIBA World Cup. Four players averaged in double figures during the trip – freshman Trendon Watford (15.7), sophomore Emmitt Williams (15.0), Skylar Mays (10.7) and Javonte Smart (10.0).

Under NCAA rules, the Tigers were allowed to practice for 10 days prior to leaving for the foreign exhibition trip.
- LSU will return to play in the SEC/Big 12 Challenge this season, traveling to Texas on Jan. 25. That game will match up two coaches very familiar with each other – Will Wade of LSU and Shaka Smart of Texas. Smart and Wade were both head coaches at VCU at one time and Wade was an assistant on Smart's staff at VCU. The Tigers will play at VCU on Nov. 13 as part of a home-and-home series between the two schools. LSU will also face Southern California on Dec. 21 in Los Angeles at the Staples Center in a Basketball Hall of Fame Classic. The Tigers will also meet Utah State and Rhode Island in the Jamaica Classic (Nov. 22 and 24).
- LSU will have two players with different jersey numbers this season -- Darius Days will switch from 22 to 0 this season, while Emmitt Williams will go from 24 to 5. Emmitt is listed on his jersey this year as Emmitt Williams V, thus the jersey number change for him.
- There will be a couple of bench changes this season, most notably former Tiger Tasmin Mitchell will assume the role of assistant coach after serving the program for two years as the Director of Student-Athlete Development. Mitchell takes the place of Assistant Coach Tony Bedford who let the program after last season.

Coach Greg Heiar has been promoted to Associate Head Coach and former college head coach Kevin Nickelberry has joined the staff as Assistant to Head Coach Will Wade.
- As the 1919-20 season begins, Coach Wade will be on the floor for his 200th game as a head coach as he enters his seventh year as a head coach -- two at Chattanooga, two at VCU and this will be his third as the head coach of the Tigers.

Top Rankings/Bracketology/Watch Lists

- LSU was picked third in the media poll of league and national writers at the SEC Tipoff 20 in Birmingham in mid-October. LSU was picked behind Kentucky and Florida. The entire poll:
Predicted Order Of Finish
1. Kentucky; 2. Florida; **3. LSU**; 4. Auburn; 5. Tennessee; 6. Alabama; 7. Miss. State; 8. Ole Miss; 9. Georgia; 10. South Carolina; 11. Arkansas; 12. Texas A&M; 13. Missouri; 14. Vanderbilt.
- LSU was ranked 22nd in the first AP poll (preseason). That was the tenth straight poll LSU was ranked nationally in AP, tying for the seventh longest streak. LSU was ranked on 47-of-65 ballots. LSU has been in 211 polls since the AP first started and finished the 2019-20 regular season at No. 12.
- Jon Rothstein's preseason Top 25 had the Tigers listed at No. 15 this season.
- In his October 3 bracketology, Joe Lunardi has the Tigers as a six seed in the South region of the NCAA Tournament.
- Andy Katz in his predictions has LSU in his SEC Tier 1 along with Kentucky, Florida and Auburn as NCAA Tournament locks.
- Two Tigers are on watchlists for the start of the 2019-20 season -- senior Skylar Mays is on the watch list for the Jerry West shooting guard and freshman Trendan Watford is on Kyle Malone power forward of the year award. These are all done through the Basketball Hall of Fame.

Quick Facts

LSU Men's Basketball Coaching Staff

NAME	POSITION	ALMA MATER	YEAR AT LSU
Head Coach:	Will Wade	Clemson, '05	3rd year at LSU
Associate Head Coach:	Greg Heiar	Mount St. Claire, '00	3rd year at LSU
Assistant Coach:	Bill Armstrong	UAB, '01	3rd year at LSU
Assistant Coach:	Tasmin Mitchell	LSU '10	3rd year at LSU (1st as AC)
Director of Operations:	Nelson Hernandez	Utah State, '13	3rd year at LSU
Assistant to the Head Coach:	Kevin Nickelberry	Virginia Wesleyan '86	1st year at LSU
Graduate Assistant:	LeBrent Walker	Washington Adventist, '18	2nd year at LSU
Basketball Trainer:	Shawn Eddy	West Virginia, '94	15th year men's basketball (24th at LSU)
Strength & Conditioning:	Greg Goldin	Canisius, '11	3rd year at LSU
Director Video Operations:	Tyrone Green	VCU '19	1st year at LSU
Administrative Assistant:	Brittany Carvalhido	Oklahoma St. '05	10th year men's basketball (12th at LSU)

Basketball Facts

Head Coach:	Will Wade
Alma Mater/Year:	Clemson, '05
Career Record:	134-65
Years as Head Coach:	Entering 7th year
Years at LSU:	Entering 3rd year
LSU's 2017-18 Record:	28-7 overall, 16-2 SEC (1st)
Associate Head Coach:	Greg Heiar
Assistant Coach:	Bill Armstrong
Assistant Coach:	Tasmin Mitchell
Director of Operations:	Nelson Hernandez
Assistant to the HC:	Kevin Nickelberry

University Facts

Location:	Baton Rouge, La.
Founded:	1860
Enrollment:	30,987
Nickname:	Tigers or Fighting Tigers
Colors:	Purple and Gold
Print specifications:	Purple-PMS 268, Gold-PMS 123
Mascot:	Mike VII (live Bengal tiger)
Arena:	Pete Maravich Assembly Center
Capacity:	13,215
Year Opened:	1972
All-Time Record in PMAC:	564-195 (48 years)
Conference:	Southeastern
Band:	Bengal Brass Basketball Band

University Administration

President/Chancellor:	Dr. F. King Alexander (St. Lawrence, '87)
Faculty Representative:	Dr. Bill DeMastes (Georgia, '79)

Athletics Department

Athletics Director:	Scott Woodward (LSU, '85)
Executive Deputy Director of Athletics	Verge Ausberry (LSU, '90)
Executive Deputy Director of Athletics/COO	Stephanie Rempe (Arizona, '93)
Sr. Associate AD/CFO	Mark Ewing (LSU, '78)
Sr. Associate AD/Sr. Woman Administrator	Miriam Segar (LSU, '94)
Sr. Associate AD/Compliance, Planning:	Bo Bahnsen (LSU, '82)
Sr. Associate AD/External Communications:	Robert Munson (Louisiana Tech, '00)
Sr. Associate AD/Facilities, Projects:	Emmett David (LSU, '82)
Sr. Associate AD/Facility Management:	Dan Gaston (Washington, '03)
Sr. Associate AD/Helath & Wellness:	Shelly Mullenix (Florida State, '91)
Associate AD/Communications:	Michael Bonnette (LSU, '93)
Associate AD/Ticket Sales & Operations:	Brian Broussard (LSU, '93)
Associate AD/Fiscal Operations:	Neal Lamonica (LSU, '98)
Chief of Staff:	Brandy Douglass (Texas A&M, '13)
Associate AD/Administration	John Daniel (LSU, '10)
Assistant AD/Business & Finance:	Matthew LaBorde (LSU, '08)
Assistant AD/Compliance:	Blair Napolitano (LSU, '05)
Assistant AD/Game-Event Management:	David Taylor (UTEP, '99)
Assistant AD/Television Operations	Kevin Wagner (LSU, '80)
Assistant AD/Human Resources:	Wendy Nall (Southeastern, '00)
Associate AD/Fan Engagement:	Jason Suitt (South Carolina, '99)
Assistant AD/Compliance:	Matt Jakoubek (Northern Iowa, '00)
Assistant AD/Marketing	Dave Haskin (St. Olaf, '01)
Assistant AD/Human Resources	Wendy Nall (Southeastern, '00)
Assistant AD/Fan Engagement	Jason Suitt (South Carolina, '99)

Communications

Associate AD/Communications:	Michael Bonnette (LSU, '93)
Senior Associate Director (Basketball):	Kent Lowe (LSU-Shreveport, '79)
Senior Associate Director:	Bill Franques (LSU, '85)
Associate Director:	Judy Willson (Geneva, '88)
Assoc. Director Creative & Digital Content	Brandon Berrio (LSU, '15)
Assistant Director:	Chelsey Chamberlain (Pacific (Ore.), '12)
Assistant Director:	Aaron Hyder (Middle Tennessee, '14)

Digital Media Writer:	Cody Worsham (LSU, '11)
Coordinator of Creative & Digital Content	Matt Tornquist (Purdue, '17)
Administrative Specialist::	Pam LeBlanc

Creative Services

Executive Director:	Jason Feirman (LSU, '00)
Creative Services Manager:	PJ Odom (Miss. State, '05)
Creative Services Coordinator:	Lindsey Thompson (Bowling Green, '15)
Creative Services Coordinator:	Madison Leavelle (Alabama, '14)
Motion Grahpics Creative Coordinator	Ryan Golden
Photography Manager:	Chris Parent (LSU, '15)
Photography Coordinator:	Gus Stark (LSU, '18)

LSU Sports Productions

Director of Media Production:	David Landry (LSU, '90)
Production Coordinator:	Lee Scioneaux (LSU, '90)
Production Specialist:	Abby Morris (Louisiana Tech, '12)
Production Specialist:	Caleb Thornton
Production Specialist:	Josh Green (LSU, '09)

LSU Sports Radio Network

Director of Broadcasting:	Chris Blair (Lander, '97)
---------------------------	---------------------------

Interactive

Director of Multimedia:	Todd Politz (LSU, '99)
-------------------------	------------------------

Media Information

Men's Basketball SID:	Kent Lowe
SID Office Phone:	225-578-8226
Lowe's Office Phone:	225-578-1864
Lowe's Cell Phone:	225-241-4360
Lowe's E-Mail Address:	clowe@lsu.edu
Lowe's Twitter:	@LSUkent
LSU website:	www.LSUsports.net
Press Row Phone:	225-578-8226
SID Mailing Address:	Athletics Administration Building Baton Rouge, LA 70803

Athletics Phone Directory (225 area code)

Athletics Department:	578-8100
Athletics Director:	578-3600
Senior Women's Administrator:	578-1888
Student Services:	578-4100
Marketing and Promotions:	578-6629
Internal Operations:	578-6603
Business Office:	578-6783
Ticket Office:	578-2184
Men's Basketball Office:	578-8217

 /LSUBasketball
 @LSUBasketball, @WWadeLSU



Top: Marlon Taylor, Deshawn Thomas, Darius Days, Trendon Watford, Courtese Cooper, Emmitt Williams, Aundre Hyatt
 Bottom: Skylar Mays, Caleb Starks, James Bishop, Javonte Smart, Marshall Graves, Parker Edwards, Charles Manning Jr.

2019-20 LSU Men's Basketball Team

Alphabetical

NO.	NAME	POS.	HT.	WT.	YR.	EXP.	HOMETOWN (PREVIOUS SCHOOL)
10	James Bishop	G	6-2	190	Fr.	HS	Baltimore, Md. (Mount Saint Joseph's HS)
21	Courtese Cooper	F	6-9	220	So.	RS	Elgin, Ill. (Triton College) (Elgin HS)
0	Darius Days	F	6-6	240	So.	1L	Raleigh, Fla. (IMG Academy)
3	Parker Edwards	G	6-3	190	So.	TR	Mandeville, La. (Southeastern Louisiana)
12	Marshall Graves	G	6-4	195	Sr.	3L	Ponchatoula, La. (University Lab School)
15	Aundre Hyatt	F	6-5	225	Fr.	RS	Bronx, N.Y. (Miller School)
11	Charles Manning Jr.	G	6-5	200	So.	JC	Riverhead, N.Y. (Florida SouthWestern SC)
4	Skylar Mays	G	6-4	205	Sr.	3L	Baton Rouge, La. (Findlay Prep)
1	Javonte Smart	G	6-4	205	So.	1L	Baton Rouge, La. (Scotlandville Magnet HS)
20	Caleb Starks	G	6-3	205	Jr.	JC	Lafayette, La. (LSU-Eunice)
14	Marlon Taylor	G	6-5	210	Sr.	1L	Mount Vernon, N.Y. (Panola College) (Mount Vernon HS)
24	Deshawn Thomas	C	6-10	250	Jr.	JC	Dentsville, S.C. (Florida SouthWestern)
2	Trendon Watford	F	6-9	235	Fr.	HS	Birmingham, Ala. (Mountain Brook HS)
5	Emmitt Williams	F	6-6	230	So.	1L	Fort Myers, Fla. (Oak Ridge HS)

Numerical

NO.	NAME	POS.	HT.	WT.	YR.	EXP.	HOMETOWN (PREVIOUS SCHOOL)
0	Darius Days	F	6-6	240	So.	1L	Raleigh, Fla. (IMG Academy)
1	Javonte Smart	G	6-4	205	So.	1L	Baton Rouge, La. (Scotlandville Magnet HS)
2	Trendon Watford	F	6-9	235	Fr.	HS	Birmingham, Ala. (Mountain Brook HS)
3	Parker Edwards	G	6-3	190	So.	TR	Mandeville, La. (Southeastern Louisiana)
4	Skylar Mays	G	6-4	205	Sr.	3L	Baton Rouge, La. (Findlay Prep)
5	Emmitt Williams	F	6-6	230	So.	1L	Fort Myers, Fla. (Oak Ridge HS)
10	James Bishop	G	6-2	190	Fr.	HS	Baltimore, Md. (Mount Saint Joseph's HS)
11	Charles Manning Jr.	G	6-5	200	So.	JC	Riverhead, N.Y. (Florida SouthWestern SC)
12	Marshall Graves	G	6-4	195	Sr.	3L	Ponchatoula, La. (University Lab School)
14	Marlon Taylor	G	6-5	210	Sr.	1L	Mount Vernon, N.Y. (Panola College) (Mount Vernon HS)
15	Aundre Hyatt	F	6-5	225	Fr.	RS	Bronx, N.Y. (Miller School)
20	Caleb Starks	G	6-3	205	Jr.	JC	Lafayette, La. (LSU-Eunice)
21	Courtese Cooper	F	6-9	220	So.	RS	Elgin, Ill. (Triton College) (Elgin HS)
24	Deshawn Thomas	C	6-10	250	Jr.	JC	Dentsville, S.C. (Florida SouthWestern)

Coaching Staff

Head Coach:	Will Wade	Clemson, '05	3rd year at LSU
Associate Head Coach:	Greg Heiar	Mount St. Claire, '00	3rd year at LSU (1st as AHC)
Assistant Coach:	Bill Armstrong	UAB, '01	3rd year at LSU
Assistant Coach:	Tasmin Mitchell	LSU, '10	3rd year at LSU (1st as AC)
Director of Operations:	Nelson Hernandez	Utah State, '13	2nd year at LSU
Assistant to Head Coach:	Kevin Nickelberry	Virginia Wesleyan, '86	1st year at LSU
Graduate Assistant:	LeBrent Walker	Washington Adventist, '18	2nd year at LSU
Basketball Trainer:	Shawn Eddy	West Virginia, '94	15th year men's basketball
Strength & Conditioning:	Greg Goldin	Canisius, '11	3rd year at LSU
Director Video Operations:	Tyrone Green	VCU, '19	1st year at LSU
Administrative Assistant:	Brittany Carvalhido	Oklahoma St. '05	9th year men's basketball

Pronunciation

Heiar - Hy-err
Aundre -- An-dre
Courtese -- Cour-tease
Ja'vonte -- Juh-von-tay
Watford -- What-Ford
Carvalhido - Carv-eh-lee-doe

Career Season Stats Of Returnees

Javonte Smart * Baton Rouge, Louisiana * Sophomore

YEAR	GP-GS	MIN-AVG	FG-FGA	FG%	3FG-FGA	3FG%	FT-FTA	FT%	REB-AVG	PF-DQ	A	TO	BLK	ST	PTS-AVG
2018-19	34-18	1016/29.9	131-356	.368	41-132	.311	73-87	.839	111-3.3	57-1	81	63	4	44	376-11.1
TOTALS	34-18	1016/29.9	131-356	.368	41-132	.311	73-87	.839	111-3.3	57-1	81	63	4	44	376-11.1

Skylar Mays * Baton Rouge, Louisiana * Senior

YEAR	GP-GS	MIN-AVG	FG-FGA	FG%	3FG-FGA	3FG%	FT-FTA	FT%	REB-AVG	PF-DQ	A	TO	BLK	ST	PTS-AVG
2016-17	31-25	711/22.9	83-202	.411	21-64	.328	69-85	.812	69-2.2	55-0	113	69	2	40	256-8.3
2017-18	33-30	1026/31.1	125-282	.443	47-134	.351	77-92	.837	132-4.0	54-2	97	8	52	374-11.3	
2018-19	35-35	1159/33.1	143-340	.421	55-176	.313	129-150	.860	114-3.3	60-0	72	43	8	66	470-13.4
TOTALS	99-90	2896/29.3	351-824	.426	123-374	.329	275-327	.841	315-3.2	169-2	282	168	18	158	1100-11.1

Darius Days * Raleigh, Florida * Sophomore

YEAR	GP-GS	MIN-AVG	FG-FGA	FG%	3FG-FGA	3FG%	FT-FTA	FT%	REB-AVG	PF-DQ	A	TO	BLK	ST	PTS-AVG
2018-19	35-3	510-14.6	66-136	.485	26-68	.382	26-35	.743	140-4.0	94-4	13	11	26	184-5.3	
TOTALS	35-3	510-14.6	66-136	.485	26-68	.382	26-35	.743	140-4.0	94-4	13	11	26	184-5.3	

Marlon Taylor * Mount Vernon, New York * Senior

YEAR	GP-GS	MIN-AVG	FG-FGA	FG%	3FG-FGA	3FG%	FT-FTA	FT%	REB-AVG	PF-DQ	A	TO	BLK	ST	PTS-AVG
2018-19	35-24	818/23.4	81-175	.463	15-59	.254	56-83	.675	126-3.6	68-1	20	39	7	23	233-6.7
TOTALS	35-24	818/23.4	81-175	.463	15-59	.254	56-83	.675	126-3.6	68-1	20	39	7	23	233-6.7

Emmitt Williams * Fort Myers, Florida * Sophomore

YEAR	GP-GS	MIN-AVG	FG-FGA	FG%	3FG-FGA	3FG%	FT-FTA	FT%	REB-AVG	PF-DQ	A	TO	BLK	ST	PTS-AVG
2018-19	34-8	674/19.8	89-145	.614	1-6	.167	59-86	.686	182-5.4	66-1	13	22	11	238-7.0	
TOTALS	34-8	674/19.8	89-145	.614	1-6	.167	59-86	.686	182-5.4	66-1	13	22	11	238-7.0	

Marshall Graves * Ponchatoula, Louisiana * Senior

YEAR	GP-GS	MIN-AVG	FG-FGA	FG%	3FG-FGA	3FG%	FT-FTA	FT%	REB-AVG	PF-DQ	A	TO	BLK	ST	PTS-AVG
2016-17	15-0	48/3.2	1-9	.111	0-6	.000	2-3	.667	5-0.3	7-0	3	3	0	1	4-0.3
2017-18	14-0	72/5.1	7-19	.368	4-14	.286	0-0	.000	5-0.4	5-0	9	3	0	0	18-1.3
2018-19	11-0	86/7.8	9-26	.346	8-22	.364	2-2	1.000	7-0.6	4-0	2	0	1	2	28-2.5
TOTALS	40-0	206/5.2	17-54	.315	12-42	.286	4-5	.800	17-0.4	16-0	14	6	1	3	50-1.3

COMPLETE BIOS and UPDATED STATISTICS THROUGHOUT THE YEAR FOR LSU PLAYERS CAN BE FOUND AT LSUSPORTS.NET on the BASKETBALL ROSTER PAGE.

Career Game-by-Game Statistics

Javonte Smart (2018-19, Fr.)

Opponent	Min.	FG	3FG	FT	REB	PF	A	TO	BLK	STL	PTS
Southeastern Louisiana *	27	4-7	1-4	1-2	5	1	2	0	0	1	10
UNCG *	23	2-2	1-1	8-8	5	3	1	2	0	1	13
MEMPHIS *	23	6-11	0-3	1-2	3	3	3	4	0	3	13
LOUISIANA TECH *	25	7-10	2-4	0-0	3	1	2	3	0	1	16
vs. Charleston *	30	1-3	0-0	2-2	4	0	0	2	0	1	4
vs. Florida State *	39	6-13	2-7	2-2	5	3	8	2	0	1	16
vs. Oklahoma State *	31	2-13	2-7	0-2	1	2	4	1	0	3	6
GRAMBLING STATE *	33	3-11	1-4	2-2	3	1	5	3	1	2	9
INCARNATE WORD *	26	6-10	2-3	2-2	3	2	5	0	1	2	16
at Houston *	36	6-14	1-3	5-5	2	3	0	3	0	2	18
vs. Saint Mary's *	30	1-8	0-2	0-0	0	0	3	2	0	0	2
FURMAN *	17	0-4	0-0	0-0	3	0	0	4	1	0	0
ULM *	31	3-12	2-6	2-2	1	1	1	2	0	2	10
ALABAMA	29	4-11	3-5	4-5	4	2	5	1	0	1	15
at Arkansas	23	2-7	2-4	2-2	2	5	0	4	0	0	8
at Ole Miss	26	3-10	2-3	0-0	3	2	0	1	0	0	8
SOUTH CAROLINA	30	4-12	0-3	4-4	6	0	1	2	0	0	12
GEORGIA	25	4-14	1-6	1-2	3	0	1	1	0	1	10
at Mizzou	33	4-11	4-9	2-2	6	2	3	2	0	4	14
at Texas A&M	29	2-7	0-3	0-0	3	1	3	1	0	0	4
ARKANSAS	31	5-12	1-5	7-8	3	2	1	1	0	2	18
at Miss. State	34	3-8	0-3	3-5	1	2	3	1	0	1	9
AUBURN	27	1-12	0-3	1-2	5	1	2	3	0	2	3
at Kentucky	28	2-7	0-2	4-4	4	1	5	0	0	0	8
at Georgia	30	6-10	3-4	4-4	1	3	0	1	0	0	19
FLORIDA	32	2-8	0-3	0-0	3	4	1	3	0	2	4
TENNESSEE *	44	9-22	2-6	9-10	5	2	5	4	0	3	29
TEXAS A&M *	37	6-16	2-6	3-4	7	3	3	3	0	3	17
at Alabama *	39	8-17	2-5	1-2	1	1	4	1	0	2	19
at Florida *	40	6-15	3-7	0-0	4	1	3	1	0	1	15
vs. Florida (SECT)	31	5-7	1-2	2-2	3	1	2	2	1	0	13
vs. Yale (NCAAT)	25	4-13	0-3	1-2	6	2	1	1	0	2	9
vs. Maryland (NCAAT)	27	4-13	1-4	0-0	3	1	2	1	0	1	9
vs. Michigan State (NCAAT) *	25	0-6	0-2	0-0	0	1	2	1	0	0	0
TOTALS	1016	131-356	41-132	73-87	111	57	81	63	4	44	37

Skylar Mays (2018-19, Jr.)

Opponent	Min.	FG	3FG	FT	REB	PF	A	TO	BLK	STL	PTS
Southeastern Louisiana *	23	5-8	1-2	0-0	3	1	2	1	0	3	11
UNCG *	26	2-10	0-4	5-5	5	1	3	0	0	1	9
MEMPHIS *	33	6-11	3-5	4-4	2	2	1	0	0	1	19
LOUISIANA TECH *	32	4-9	1-4	3-4	1	1	0	1	1	1	12
vs. Charleston *	28	4-7	2-5	2-2	2	3	5	1	0	2	12
vs. Florida State *	36	7-9	4-5	1-2	5	2	4	2	1	1	19
vs. Oklahoma State *	28	8-1	4-7	0-0	3	3	1	1	0	2	20
GRAMBLING STATE *	27	3-8	2-6	2-2	6	1	1	2	0	1	10
INCARNATE WORD *	24	4-8	2-6	3-3	5	0	6	1	0	4	13
at Houston *	32	2-9	2-6	1-2	5	3	2	2	0	1	7
vs. Saint Mary's *	27	3-6	1-2	7-8	2	3	2	0	0	3	14
FURMAN *	36	7-10	2-5	0-0	2	2	3	2	0	4	16
ULM *	24	5-8	2-4	2-2	3	3	2	2	0	0	14
ALABAMA *	36	2-6	0-2	4-4	2	1	2	2	0	2	8
at Arkansas *	41	5-13	2-6	3-4	4	1	1	2	0	2	15
at Ole Miss *	34	3-10	3-7	5-7	5	1	4	2	0	1	14
SOUTH CAROLINA *	27	3-9	0-4	0-0	3	1	1	1	0	5	6
GEORGIA *	31	5-9	2-6	8-8	3	2	2	0	0	1	20
at Mizzou *	39	6-12	2-6	10-12	2	1	1	0	0	1	24
at Texas A&M *	29	1-10	0-7	0-0	2	2	4	1	1	4	2
ARKANSAS *	37	5-12	2-7	5-5	2	3	1	4	1	3	17
at Miss. State *	40	2-6	0-3	3-3	1	2	2	3	0	1	7
AUBURN *	36	5-14	2-7	8-10	3	1	2	0	0	3	20
at Kentucky *	31	3-13	1-6	4-5	2	2	1	1	0	2	11
at Georgia *	34	2-4	0-0	2-4	3	1	3	0	0	1	6
FLORIDA *	40	6-12	2-6	4-4	3	3	0	0	0	2	18
TENNESSEE *	45	5-14	3-9	10-12	3	0	2	2	1	1	23
TEXAS A&M *	35	2-8	0-3	7-8	6	3	5	1	1	2	11
at Alabama *	38	6-11	0-3	8-8	6	0	3	1	0	3	20
at Florida *	43	3-11	1-6	4-5	2	2	0	2	0	2	11
VANDERBILT *	31	4-8	2-5	3-5	4	2	4	2	0	0	13
vs. Florida (SECT) *	33	3-13	0-6	0-0	3	3	0	1	0	2	6
vs. Yale (NCAAT) *	30	5-11	2-5	7-8	3	1	0	1	1	0	19
vs. Maryland (NCAAT) *	37	4-12	4-8	4-4	5	2	0	0	1	2	16
vs. Michigan State (NCAAT) *	36	3-8	1-3	0-0	3	1	2	2	0	2	7
TOTALS	1159	143-340	55-176	129-150	114	60	72	43	8	66	470

Skylar Mays (2017-18, So.)

Opponent	Min.	FG	3FG	FT	REB	PF	A	TO	BLK	STL	PTS
Alcorn State *	23	3-5	0-1	1-1	3	0	5	1	0	2	7
Samford *	29	6-11	4-7	4-4	1	1	2	2	0	1	20
Michigan (Mau) *	34	3-6	0-2	2-2	5	3	3	4	2	1	8
Notre Dame (Mau) *	28	3-10	1-4	1-1	7	0	0	4	0	0	8
Marquette (Mau) *	34	1-3	0-2	8-8	5	5	2	4	1	0	10
UT Martin *	34	6-12	4-10	2-5	1	0	3	1	1	1	18
UNCW *	26	5-6	2-3	2-2	2	3	3	2	0	1	14
Houston *	37	6-16	0-5	6-6	9	0	2	2	0	1	18
Stephen F. Austin *	32	7-10	1-2	2-3	4	4	6	4	1	3	17
Sam Houston State *	31	6-11	1-6	0-0	3	0	5	2	0	4	13
North Florida *	21	3-6	0-1	0-0	6	1	5	1	0	2	6
at Memphis *	30	4-9	4-7	2-2	5	4	4	3	0	1	14
Kentucky *	30	2-11	1-1	0-0	1	1	3	1	0	2	5
at Texas A&M *	30	3-11	2-7	3-4	5	1	6	1	0	0	11
at Arkansas *	30	3-5	2-2	4-4	1	1	3	0	0	1	12
Alabama *	26	2-7	1-3	1-2	3	3	3	1	0	0	6
Georgia *	34	4-10	1-5	2-2	7	2	2	1	0	1	11
at Vanderbilt *	36	4-11	1-4	4-5	3	1	1	0	0	2	13
Texas A&M *	33	0-6	0-0	2-2	0	0	1	2	1	15	0
at Auburn *	33	4-9	0-3	2-4	4	0	5	1	0	2	10

Head Coach Will Wade Stats and Facts

THE WILL WADE FILE

Year at LSU:	Third
Birthdate:	Nov. 26, 1982
Age:	36
Hometown:	Nashville, Tennessee
High School:	Franklin Road Academy
College:	Clemson, 2005
Wife:	Lauren Deason
Child:	Caroline Elizabeth

WADE'S COLLEGE COACHING EXPERIENCE

2005-06:	Clemson, Graduate Assistant
2006-07:	Clemson, Dir. of Operations
2007-09:	Harvard, Assistant Coach
2009-13:	VCU, Assistant Coach
2013-15:	UT-Chattanooga, Head Coach
2015-17:	VCU, Head Coach
March 22, 2017 - :	LSU, Head Coach

WILL WADE'S HEAD COACHING RECORD

YEAR	SCHOOL	RECORD	LEAGUE	FINISH	NOTES
2013-14	Chattanooga	18-15	12-4	2nd	CIT 1st Round
2014-15	Chattanooga	22-10	15-3	2nd	
2015-16	VCU	25-11	14-4	T1st	A-10 Champs; NCAA Rd. of 32
2016-17	VCU	26-9	14-4	2nd	NCAA Round of 64
2017-18	LSU	18-15	8-10	T9th	NIT Round of 16
2018-19**	LSU	25-5	15-2	1st	SEC Champs; NCAA Sweet 16

****Did Not Coach Five Games of the season - LSU team final record 28-7, 16-2**

Chattanooga (2 years)	40-25	27-7
VCU (2 years)	51-20	28-8
LSU (2 years)	43-20	23-12
Total (6 Years) 1	34-65	78-27
	(.673)	(.743)

WILL WADE VS. ALL OPPONENTS

Team	UTC	VCU	LSU	Totals
Alabama			2-2	2-2
Alcorn State			1-0	1-0
American		1-0		1-0
App. State	2-0			2-0
Arkansas			3-1	3-1
Auburn			1-1	1-1
Baylor		0-1		0-1
Binghamton		1-0		1-0
Buffalo		1-0		1-0
Butler	0-1			0-1
California (Pa.)		1-0		1-0
Charleston			1-0	1-0
Cincinnati		0-1		0-1
Coastal Carolina	1-0			1-0
Covenant	1-0			1-0
Davidson	0-1	4-1		4-2
Dayton		1-2		1-2
Duke		0-1		0-1
Duquesne		2-0		2-0
E. Kentucky	0-1			0-1
ETSU		2-1		2-1
Elon		1-0		1-0
Florida			1-2	1-2
Florida State		0-1	0-1	0-2
Fordham		0-1		0-1
Furman	4-1		1-0	5-1
George Mason		4-1		4-1
GWU		3-1		3-1
Georgia		0-2	2-2	2-4
Georgia So.	0-2			0-2
Georgia Tech		0-2		0-2
Grambling			1-0	1-0
Grand Canyon	1-0			1-0
Houston			1-1	1-1
Howard	1-0			1-0
Hiwassee	2-0			2-0
Illinois		0-1		0-1
Incarnate Word			1-0	1-0
IUPUI	1-0			1-0
Kennesaw St.	0-2			0-2
Kentucky			1-1	1-1
La. Monroe		1-0	1-0	2-0
La Salle		2-0		2-0
Louisiana Tech			1-0	1-0
Liberty		2-0		2-0
Lipscomb	1-0			1-0
LSU		1-0		1-0
Maine	1-0			1-0
Marquette			0-1	0-1
UMass		2-1		2-1
Memphis			2-0	2-0
Mercer		1-1		1-1
Michigan			1-0	1-0
Middle Tenn.	0-1	2-0		2-1
Mississippi			2-0	2-0
Mississippi St.			1-1	1-1
Missouri			2-0	2-0

Team	UTC	VCU	LSU	Totals
Montreat	2-0			2-0
Morehead St.	0-1			0-1
Nevada	0-1			0-1
N. Kentucky	1-1			1-1
North Florida		1-0	1-0	2-0
Notre Dame			0-1	0-1
Oklahoma		0-1		0-1
Oklahoma St.			0-1	0-1
Old Dominion		1-1		1-1
Oregon State		1-0		1-0
Prairie View		1-0		1-0
Princeton		1-0		1-0
Queens (N.C.)		0-1		0-1
Radford	0-1	1-0		1-1
Rhode Island		1-2		1-2
Richmond		5-0		5-0
Robert Morris	1-0			1-0
Samford		3-1	1-0	4-1
Sam Houston			1-0	1-0
St. Bonaventure		2-0		2-0
St. Johns		1-0		1-0
Saint Joseph's		3-0		3-0
Saint Louis		3-0		3-0
Saint Mary's	0-1		1-0	1-1
South Carolina			1-1	1-1
Southeastern			1-0	1-0
SFA			0-1	0-1
Tennessee			1-1	1-1
Tenn. Tech	0-1			0-1
The Citadel	3-0			3-0
Texas A&M			4-0	4-0
UAB	1-1			1-1
UCLA	0-1			0-1
UL-Lafayette			1-0	1-0
UNC Asheville		1-0		1-0
UNCG	3-1		1-0	4-1
UNCW			1-0	1-0
UT Martin			1-0	1-0
Utah			0-1	0-1
Vanderbilt			2-1	2-1
VMI	2-0			2-0
W. Carolina	3-1			3-1
Wisconsin	0-1	0-1		0-2
Wofford	3-1			3-1

WILL WADE MONTH-BY-MONTH

Month	UTC	VCU	LSU	Totals
November	6-9	10-3	9-4	25-16
December	8-5	9-5	10-2	27-12
January	15-3	13-2	10-6	38-11
February	10-5	12-4	10-6	32-15
March	1-3	7-6	4-2	12-11
Totals	40-25	51-20	43-20	134-65

2018-19 Statistics

2018-19 Overall Season Statistics

Record - 28-7; SEC 16-2; Home: 15-2; Away: 9-1; Neutral: 4-4

NO. PLAYERS	GP-GS	MIN-AVG	FG-FGA	FG%	3FG-FGA	3FG%	FT-FTA	FT%	-----REBOUNDS-----				PF-DQ	A	TO	BLK	ST	PTS-AVG
									OFF	DEF	TOT-AVG							
03 WATERS, Tremont	33-29	1070-32.4	172-400	.430	56-171	.327	104-128	.813	10	82	92-2.8	64-0	192	114	4	96	504-15.3	
00 REID, Naz	34-32	925-27.2	171-365	.468	28-84	.333	93-128	.727	86	159	245-7.2	108-3	29	85	23	25	463-13.6	
04 MAYS, Skylar	35-35	1159-33.1	143-340	.421	55-176	.313	129-150	.860	14	100	114-3.3	60-0	72	43	8	66	470-13.4	
01 SMART, Javonte	34-18	1016-29.9	131-356	.368	41-132	.311	73-87	.839	15	96	111-3.3	57-1	81	63	4	44	376-11.1	
11 BIGBY-WILLIAMS, Kavell	35-26	738-21.1	111-180	.617	0-0	.000	53-92	.576	102	132	234-6.7	102-3	16	29	67	11	275-7.9	
24 WILLIAMS, Emmitt	34-8	674-19.8	89-145	.614	1-6	.167	59-86	.686	87	95	182-5.4	66-1	13	38	22	11	238-7.0	
14 TAYLOR, Marlon	35-24	818-23.4	81-175	.463	15-59	.254	56-83	.675	46	80	126-3.6	68-1	20	39	7	23	233-6.7	
22 DAYS, Darius	35-3	510-14.6	66-136	.485	26-68	.382	26-35	.743	60	80	140-4.0	94-4	13	17	11	26	184-5.3	
05 EDWARDS, Daryl	9-0	154-17.1	13-33	.394	6-20	.300	8-11	.727	4	10	14-1.6	10-0	11	12	1	3	40-4.4	
12 GRAVES, Marshall	11-0	86-7.8	9-26	.346	8-22	.364	2-2	1.000	2	5	7-0.6	4-0	2	0	1	2	28-2.5	
13 REESE, Will	10-0	25-2.5	2-6	.333	0-2	.000	0-0	.000	2	2	4-0.4	1-0	3	1	0	1	4-0.4	
TEAM									40	46	86	1					12	
TOTAL	35	7175	988-2162	.457	236-740	.319	603-802	.752	468	887	1355-38.7	635-13	452	453	148	308	2815-80.4	
OPPONENTS	35	7175	900-2085	.432	281-833	.337	477-691	.690	394	805	1199-34.3	670-20	405	508	113	225	2557-73.1	

Score by Periods	1st	2nd	OT	Totals
LSU	1339	1400	76	2815
Opponents	1135	1358	65	2558

2018-19 SEC Statistics

Record - 16-2, Home 7-2, Away 9-0

NO. PLAYER	GP-GS	MIN-AVG	FG-FGA	FG%	3FG-FGA	3FG%	FT-FTA	FT%	-----REBOUNDS-----				PF-DQ	A	TO	BLK	ST	PTS-AVG
									OFF	DEF	TOT-AVG							
03 WATERS, Tremont	16-14	532-33.2	96-212	.453	31-87	.356	60-75	.800	6	45	51-3.2	31-0	99	49	2	47	283-17.7	
00 REID, Naz	17-17	492-28.9	83-184	.451	13-34	.482	57-72	.792	53	80	133-7.8	60-2	10	46	12	14	236-13.9	
04 MAYS, Skylar	18-18	647-35.9	68-182	.374	22-93	.237	88-104	.846	8	48	56-3.1	28-0	38	24	4	36	246-13.7	
01 SMART, Javonte	17-4	537-31.6	71-199	.357	25-77	.325	45-54	.833	10	51	61-3.6	32-1	40	30	0	22	212-12.5	
11 BIGBY-WILLIAMS, Kavell	18-18	440-24.4	63-98	.643	0-0	.000	30-48	.625	64	78	142-7.9	56-2	8	16	35	5	156-8.7	
14 TAYLOR, Marlon	18-18	475-26.4	48-107	.449	7-29	.241	37-53	.698	28	50	78-4.3	42-1	13	23	4	12	140-7.8	
24 WILLIAMS, Emmitt	18-1	324-18.0	39-74	.527	1-5	.200	29-41	.707	49	42	91-5.1	37-1	3	19	9	6	108-6.0	
22 DAYS, Darius	18-0	243-13.5	31-69	.449	16-38	.421	6-11	.545	26	36	62-3.4	56-3	5	10	5	11	84-4.7	
12 GRAVES, Marshall	6-0	54-9.0	6-18	.333	5-15	.333	0-0	.000	1	2	3-0.5	0-0	1	0	0	1	17-2.8	
13 REESE, Will	3-0	6-2.0	0-0	.000	0-0	.000	0-0	.000	1	0	1-0.3	0-0	1	0	0	1	0-0.0	
TEAM									20	25	45	7						
TOTAL	18	3750	505-1143	.442	120-378	.317	352-458	.769	266	457	723-40.2	342-10	218	224	71	155	1482-82.3	
OPPONENTS	18	3750	481-1080	.445	138-415	.333	251-366	.686	201	426	627-34.8	378-12	211	262	58	111	1351-75.1	

Score by Periods	1st	2nd	OT	Totals
LSU	680	734	68	1482
Opponents	615	682	54	1351

2018-19 Scoreboard

DATE	OPPONENT	SCORE	ATTENDANCE	LOC	HIGH SCORER	HIGH REBOUNDER
Nov. 6	SOUTHEASTERN	W, 94-63	10513	H	REID, Naz 17	WILLIAMS, Emmitt 10
Nov. 9	UNCG	W, 97-91	8613	H	REID, Naz 29	REID, Naz 7
Nov. 13	MEMPHIS	W, 85-76	9295	H	MAYS, Skylar 19	WILLIAMS, Emmitt 10
Nov. 16	LOUISIANA TECH	W, 74-67	9557	H	SMART, Javonte 16	WILLIAMS, Emmitt 7
Nov. 22	\$vs. Charleston	W, 67-55	2226	N	WILLIAMS, Emmitt 14	WILLIAMS, Emmitt 9
Nov. 23	\$vs. Florida State	L, 76-79 (ot)	2185	N	MAYS, Skylar 19	DAYS, Darius 6
Nov. 25	\$vs. Oklahoma State	L, 77-90	1933	N	MAYS, Skylar 20	BIGBY-WILLIAMS, Kavell 7
Dec. 1	GRAMBLING STATE	W, 78-57	8474	H	WATERS, Tremont 15	DAYS, Darius 9
Dec. 9	INCARNATE WORD	W, 91-50				
Dec. 12	at Houston	L, 76-82	7039	A	SMART, Javonte 18	WILLIAMS, Emmitt 6
Dec. 15	#vs. Saint Mary's	W, 78-74	5107	N	WATERS, Tremont 18	WILLIAMS, Emmitt 6
Dec. 21	FURMAN	W, 75-57	9765	H	WATERS, Tremont 20	REID, Naz; BIGBY-WILLIAMS, Kavell 10
Dec. 28	ULM	W, 81-69	10028	H	REID, Naz 19	REID, Naz 12
Jan. 8	*ALABAMA	W, 88-79	9718	H	WATERS, Tremont 19	BIGBY-WILLIAMS, Kavell 13
Jan. 12	*at Arkansas	W, 94-88 (ot)	17361	A	REID, Naz 27	WILLIAMS, Emmitt 10
Jan. 15	*at Ole Miss	W, 83-69	9500	A	WATERS, Tremont 20	BIGBY-WILLIAMS, Kavell 10
Jan. 19	*SOUTH CAROLINA	W, 89-67	11607	H	REID, Naz; WILLIAMS, Emmitt 15	WILLIAMS, Emmitt 13
Jan. 23	*GEORGIA	W, 92-82	9416	H	WATERS, Tremont 26	REID, Naz 7
Jan. 26	*at Missouri	W, 86-80 (ot)	11513	A	MAYS, Skylar (24)	REID, Naz 8
Jan. 30	*at Texas A&M	W, 72-57	6554	A	WATERS, Tremont 36	BIGBY-WILLIAMS, Kavell 11
Feb. 2	*ARKANSAS	L, 89-90	13311	H	REID, Naz 19	REID, Naz 10
Feb. 6	*at Mississippi State	W, 92-88 (ot)	7456	A	REID, Naz 29	BIGBY-WILLIAMS, Kavell 13
Feb. 9	*AUBURN	W, 83-78	12004	H	MAYS, Skylar 20	REID, Naz 11
Feb. 12	*at Kentucky	W, 73-71	23490	A	WATERS, Tremont 15	REID, Naz 7
Feb. 16	*at Georgia	W, 83-79	10298	A	WATERS, Tremont 20	BIGBY-WILLIAMS, Kavell 8
Feb. 20	*FLORIDA	L, 77-82 (ot)	10976	H	MAYS, Skylar 18	REID, Naz 15
Feb. 23	*TENNESSEE	W, 82-80 (ot)	13581	H	SMART, Javonte 29	BIGBY-WILLIAMS, Kavell 10
Feb. 26	*TEXAS A&M	W, 66-55	9614	H	REID, Naz 18	REID, Naz; BIGBY-WILLIAMS, Kavell 11
March 2	*at Alabama	W, 74-69	11570	A	MAYS, Skylar 20	REID, Naz 13
March 6	*at Florida	W, 79-78 (ot)	9550	A	WATERS, Tremont 19	WILLIAMS, Emmitt 14
March 9	*VANDERBILT	W, 80-59	13546	H	MAYS, Skylar 19	BIGBY-WILLIAMS, Kavell 11
March 15	%vs. Florida	L, 73-76	16490	N	REID, Naz 26	REID, Naz 14
March 21	@vs. Yale	W, 79-74	12429	N	MAYS, Skylar 19	BIGBY-WILLIAMS, Kavell; REID, Naz 10
March 23	@vs. Maryland	W, 69-67	14250	N	MAYS, Skylar 16	BIGBY-WILLIAMS, Kavell 8
March 29	&vs. Michigan St.	L, 63-80	20006	N	WATERS, Tremont 23	REID, Naz 9

* SEC Game % SEC Tournament - Nashville, Tennessee; \$ AdvoCare Invitational-Orlando; #Neon Hoops Showcase-Las Vegas; @NCAA 1st & 2nd Rd-Jacksonville, Florida; \$ NCAA Sweet 16-Washington, D.C.

Former Players Stats From 2018-19

Tremont Waters * New Haven, Connecticut * 2017-19

YEAR	GP-GS	MIN-AVG	FG-FGA	FG%	3FG-FGA	3FG%	FT-FTA	FT%	REB-AVG	PF-DQ	A	TO	BLK	ST	PTS-AVG
2017-18	33-32	1089-33.0	168-403	.417	72-205	.351	117-146	.801	111-3.4	74-1	198	96	3	67	525-15.0
2018-19	33-29	1070-32.4	172-400	.430	56-171	.327	104-128	.813	92-2.8	64-0	192	114	4	96	504-15.3
TOTALS	66-61	2159/32.7	340-803	.423	128-376	.340	221-274	.807	203-3.1	138-1	390	210	7	163	1029-15.6

Naz Reid * Asbury Park, New Jersey * 2018-19

YEAR	GP-GS	MIN-AVG	FG-FGA	FG%	3FG-FGA	3FG%	FT-FTA	FT%	REB-AVG	PF-DQ	A	TO	BLK	ST	PTS-AVG
2018-19	34-32	925/27.2	171-365	.468	28-84	.333	93-128	.727	245-7.2	108-3	29	85	23	25	463-13.6
TOTALS	34-32	925/27.2	171-365	.468	28-84	.333	93-128	.727	245-7.2	108-3	29	84	23	25	463-13.6

Kavell Bigby-Williams * London, England * 2018-19

YEAR	GP-GS	MIN-AVG	FG-FGA	FG%	3FG-FGA	3FG%	FT-FTA	FT%	REB-AVG	PF-DQ	A	TO	BLK	ST	PTS-AVG
2018-19	35-26	738/21.1	111-180	.617	0-0	.000	53-92	.576	234-6.7	102-3	16	29	67	11	275-7.9
TOTALS	35-26	738/21.1	111-180	.617	0-0	.000	53-92	.576	234-6.7	102-3	16	29	67	11	275-7.9

Daryl Edwards * Fresno, California * 2017-19

YEAR	GP-GS	MIN-AVG	FG-FGA	FG%	3FG-FGA	3FG%	FT-FTA	FT%	REB-AVG	PF-DQ	A	TO	BLK	ST	PTS-AVG
2017-18	32-16	705-22.0	73-158	.462	39-105	.371	31-39	.795	55-1.7	57-0	42	29	3	23	216-6.8
2018-19	9-0	154-17.1	13-33	.394	6-20	.300	8-11	.727	14-1.6	10-0	11	12	1	3	40-4.4
TOTALS	41-16	859-21.0	86-191	.450	45-125	.360	39-50	.780	69-1.7	67-0	53	41	4	26	256-6.2

Reese, Will * Leesville, Louisiana * 2018-19

YEAR	GP-GS	MIN-AVG	FG-FGA	FG%	3FG-FGA	3FG%	FT-FTA	FT%	REB-AVG	PF-DQ	A	TO	BLK	ST	PTS-AVG
2018-19	10-0	25/2.5	2-6	.333	0-2	.000	0-0	.000	4-0.4	1-0	3	1	0	1	4-0.4
TOTALS	10-0	25/2.5	2-6	.333	0-2	.000	0-0	.000	4-0.4	1-0	3	1	0	1	4-0.4

2018-19 Superlatives

Individual Superlatives

POINTS

36 -- Tremont Waters at Texas A&M, 1/30/19
29 -- Javonte Smart vs. Tennessee, 2/23/19
29 -- Naz Reid at Mississippi State, 2/6/18
29 -- Naz Reid, vs. UNCG, 11/9/18
27 -- Naz Reid, at Arkansas, 1/12/19

FIELD GOALS MADE

11 -- Naz Reid vs. Florida, 3/15/19
11 -- Tremont Waters at Mississippi State, 2/6/18
11 -- Tremont Waters at Texas A&M, 1/30/19
11 -- Naz Reid vs. UNCG, 11/9/18
10 -- Naz Reid at Mississippi State, 2/6/19
10 -- Naz Reid at Arkansas, 1/12/19

FIELD GOAL ATTEMPTS

22 -- Javonte Smart, vs. Tennessee, 2/23/19
20 -- Naz Reid, vs. Florida, 3/15/19
18 -- Tremont Waters, at Mississippi State, 2/6/19
18 -- Tremont Waters, at Texas A&M, 1/30/19
18 -- Tremont Waters, vs. Furman, 12/21/18

FIELD GOAL PERCENTAGE (MIN. 7 MADE)

1.000 (7-7) - Kavell Bigby-Williams, vs. Memphis, 11/13/18
.875 (7-8) -- Marlon Taylor, at Arkansas, 1/12/19
.875 (7-8) -- Naz Reid, vs. Incarnate Word, 12/9/18
.833 (10-12) -- Naz Reid, at Arkansas, 1/12/19
.786 (11-14) -- Naz Reid, vs. UNCG, 11/9/18

3-PT FIELD GOALS MADE

6 -- Tremont Waters, at Texas A&M, 1/30/19
5 -- Darius Days, vs. Vanderbilt, 3/9/19
4 -- Tremont Waters, twice
4 -- Naz Reid, twice

4 -- Skylar Mays, three times
4 -- Marshall Graves, vs. Vanderbilt, 3/9/19
4 - Javonte Smart, at Missouri, 1/26/19

3-PT FIELD GOAL ATTEMPTS

10 -- Tremont Waters, vs. Auburn, 2/9/19
10 -- Tremont Waters, at Texas A&M, 1/30/19
9 -- Tremont Waters, three times
9 -- Skylar Mays, vs. Tennessee, 2/23/19
9 -- Javonte Smart, at Missouri, 1/26/19

3-PT FIELD GOAL PERCENTAGE (MIN. 4 MADE)

1.000 (4-4) -- Naz Reid, at Arkansas, 1/12/19
.833 (5-6) -- Darius Days, vs. Vanderbilt, 3/9/19
.800 (4-5) -- Skylar Mays, vs. Florida State, 11/23/18
.667 (4-6) -- Naz Reid, vs. UNCG, 11/9/18
.600 (6-10) -- Tremont Waters, at Texas A&M, 1/30/19

FREE THROWS MADE

10 -- Skylar Mays, vs. Tennessee, 2/23/19
10 -- Skylar Mays, at Missouri, 1/26/19
9 -- Javonte Smart, vs. Tennessee, 2/23/19
9 -- Naz Reid, at Missouri, 1/26/19
9 -- Emmitt Williams, vs. South Carolina, 1/19/19
9 -- Marlon Taylor, at Houston, 12/12/18

FREE THROWS ATTEMPTED

12 -- Skylar Mays vs Tennessee, 2/23/19
12 -- Skylar Mays at Mizzouri, 1/26/19
11 -- Tremont Waters, vs. Georgia, 1/23/19
11 -- Marlon Taylor, at Houston, 12/12/18

FREE THROW PERCENTAGE (MIN. 7 MADE)

1.000 (9-9) - Naz Reid, at Missouri, 1/26/19
--

1.000 (8-8) - Skylar Mays at Alabama, 3/2/19
1.000 (8-8) - Tremont Waters, at Kentucky, 2/12/19
1.000 (8-8) - Tremont Waters at Texas A&M, 1/30/19
1.000 (8-8) - Skylar Mays, vs. Georgia, 1/23/19
1.000 (8-8) - Javonte Smart, vs. UNCG, 11/9/18
1.000 (7-7) - Emmitt Williams, vs. Saint Mary's, 12/15/18

REBOUNDS

15 -- Naz Reid, vs. Florida, 2/20/19
14 -- Naz Reid, vs. Florida, 3/15/19
14 -- Emmitt Williams, at Florida, 3/6/19
13 -- Naz Reid, at Alabama, 3/2/19
13 -- Kavell Bigby-Williams, at Miss. State, 2/6/19
13 -- Emmitt Williams, vs. South Carolina, 1/19/19
13 -- Kavell Bigby-Williams, vs. Alabama, 1/8/19

ASSISTS

11 -- Tremont Waters, at Arkansas, 1/12/19
11 -- Tremont Waters vs. Charleston, 11/22/18
10 -- Tremont Waters, three times

STEALS

8 - Tremont Waters, vs. ULM, 12/28/19
6 -- Tremont Waters, vs. UNCG, 11/9/18
5 -- Tremont Waters, twice
5 -- Skylar Mays, vs. South Carolina, 1/19/19

BLOCKED SHOTS

9 -- Kavell Bigby-Williams, vs. Grambling, 12/1/18
5 -- Kavell Bigby-Williams, at Ole Miss, 1/15/19
5 -- Kavell Bigby-Williams, vs. Alabama, 1/8/19
4 -- Kavell Bigby-Williams, vs. Yale, 3/21/19
4 -- Naz Reid, vs. ULM, 12/28/18

Team Superlatives

POINTS

High: 97 - vs. UNCG, 11/9/18
94 - at Arkansas, 1/12/19
94 - vs. Southeastern, 11/6/18
92 - at Mississippi State, 2/6/18
92 - vs. Georgia, 1/23/19
Low: 63 - vs. Michigan State, 3/29/19
66 - vs. Texas A&M, 2/26/19
67 - vs. Charleston, 11/22/18
69 - vs. Maryland, 3/23/19
72 - at Texas A&M, 1/30/19

FIELD GOALS MADE

High: 35 - at Mississippi State, 2/6/18
34 - vs. Incarnate Word, 12/9/18
34 - vs. Memphis, 11/13/18
Low: 21 -- at Houston, 12/12/18
23 -- vs. Texas A&M, 2/26/19
24 -- four times

FIELD GOAL ATTEMPTS

High: 73 -- vs. Auburn, 2/9/19
72 -- at Florida, 3/6/19
70 - at Texas A&M, 1/30/19
Low: 52 - vs. Charleston, 11/22/18
52 - vs. Florida State, 11/23/18
54 - vs. UNCG, 11/9/18
54 - at Georgia, 2/16/19

FIELD GOAL PERCENTAGE

High: .557 (34-61) - vs. Incarnate Word, 12/9/18
.556 (30-54) - at Georgia, 2/16/19
.556 (30-54) - vs. UNCG, 11/9/18
Low: .348 (23-66) - vs. Texas A&M, 2/26/19
.353 (24-68) - at Missouri, 1/26/19
.368 (21-57) - at Houston, 12/12/18

3-PT FIELD GOALS MADE

High: 12 - vs. Vanderbilt, 3/9/19
11 - vs. Florida State, 11/23/19
10 - at Arkansas, 1/12/19
10 - vs. Alabama, 1/8/19
10 - vs. Incarnate Word, 12/9/18
Low: 2 - vs. Texas A&M, 2/26/19
3 - vs. South Carolina, 1/19/19
3 - at mississippi State, 2/6/18

3-PT FIELD GOAL ATTEMPTS

High: 32 - at Missouri, 1/26/19
28 - vs. Auburn, 2/9/19
27 - vs. Oklahoma State, 11/25/18
Low: 11 - at Mississippi State, 2/6/18
13 - vs. Furman, 12/21/18
13 - at Georgia, 2/16/19

3-PT FIELD GOAL PERCENTAGE

High: .667 (10-15) - vs. Alabama, 1/8/19
.500 (12-14) - vs. Vanderbilt, 3/9/19
.500 (9-18) - vs. UNCG, 11/9/18
Low: .105 (2-19) - vs. Texas A&M, 2/26/19
.158 (3-19) - vs. South Carolina, 1/19/19
.192 (5-26) - at Houston, 12/12/18

FREE THROWS MADE

High: 32 - vs. Arkansas, 2/2/19
32 - vs. South Carolina, 1/19/19
29 - at Missouri, 1/26/19
29 - at Houston, 12/12/18
Low: 7 - vs. Charleston, 11/22/18
7 - vs. Florida, 3/15/19
8 - vs. Vanderbilt, 3/9/19

FREE THROW ATTEMPTS

High: 38 - vs. Arkansas, 2/2/19
38 - at Houston, 12/12/18
37 - at Missouri, 1/26/19
Low: 10 - vs. Charleston, 11/22/18
11 - vs. Florida, 3/15/19
13 - vs. Florida State, 11/23/18
13 - vs. Vanderbilt, 3/9/19

FREE THROW PERCENTAGE

High: .914 (32-35) - vs. South Carolina, 1/19/19
.903 (28-31) - vs. UNCG, 11/9/18
.880 (22-25) - vs. Saint Mary's, 12/15/18
Low: .563 (9-16) - vs. ULM, 12/28/18
.579 (11-19) - vs. Louisiana Tech, 11/16/18
.600 (9-15) - vs. Furman, 12/21/18
.600 (12-20) - vs. Oklahoma State, 11/25/18

REBOUNDS

High: 49 - vs. South Carolina, 1/19/19
48 - at Alabama, 3/2/19
48 - vs. Auburn, 2/9/19
Low: 27 - vs. Saint Mary's, 12/15/18
30 - vs. Florida State, 11/23/18
30 - at Georgia, 2/16/19

ASSISTS

High: 18 - vs. ULM, 12/28/18
18 - vs. Charleston, 11/22/18
17 - vs. Vanderbilt, 3/9/19
17 - at Ole Miss, 1/15/19
17 - vs. Incarnate Word, 12/9/18
Low: 8 - vs. Georgia, 1/23/19
8 - vs. Tennessee, 2/23/19
8 - vs. Michigan State, 3/29/19

STEALS

High: 13 - vs. Southeastern, 11/6/18
12 - vs. Auburn, 2/9/19
12 - vs. ULM, 12/28/18
12 - vs. Incarnate Word, 12/9/18
Low: 4 - vs. Michigan State, 3/29/19
5 - vs. Vanderbilt, 3/9/19
6 - vs. Florida State, 11/23/18
6 - at Georgia, 2/16/19
6 - vs. Florida, 2/20/19
6 - vs. Florida, 3/15/19
6 - vs. Maryland, 3/23/19

BLOCKED SHOTS

High: 10 - vs. Grambling State, 12/01/18
8 - at Texas A&M, 1/30/19
8 - vs. Alabama, 1/8/19
Low: 0 - vs. Michigan State, 3/29/19
1 - vs. Charleston, 11/22/18
1 - at Mississippi State, 2/6/18
1 - vs. Auburn, 2/9/19

2018-19 Starting Lineups

Southeastern (H-W)

F - Naz Reid
F - Emmitt Williams
G - Javonte Smart
G - Tremont Waters
G - Skylar Mays

UNCG (H-W)

F - Naz Reid
F - Emmitt Williams
G - Javonte Smart
G - Tremont Waters
G - Skylar Mays

Memphis (H-W)

F - Naz Reid
F - Emmitt Williams
G - Javonte Smart
G - Tremont Waters
G - Skylar Mays

LA Tech (H-W)

F - Kavell Bigby-Williams
F - Emmitt Williams
G - Javonte Smart
G - Tremont Waters
G - Skylar Mays

Charleston (N-W)

F - Naz Reid
F - Emmitt Williams
G - Javonte Smart
G - Tremont Waters
G - Skylar Mays

Florida State (N-L-OT)

F - Naz Reid
F - Emmitt Williams
G - Javonte Smart
G - Tremont Waters
G - Skylar Mays

Oklahoma State (N-L)

F - Naz Reid
F - Emmitt Williams
G - Javonte Smart
G - Tremont Waters
G - Skylar Mays

Grambling State (H-W)

F - Kavell Bigby-Williams
F - Darius Days
G - Javonte Smart
G - Tremont Waters
G - Skylar Mays

Incarnate Word (H-W)

F - Naz Reid
F - Darius Days
G - Javonte Smart
G - Tremont Waters
G - Skylar Mays

Houston (A-L)

F - Naz Reid
F - Darius Days
G - Javonte Smart
G - Tremont Waters
G - Skylar Mays

Saint Mary's (N-W)

F - Naz Reid
F - Kavell Bigby-Williams
G - Javonte Smart
G - Marlon Taylor
G - Skylar Mays

Furman (H-W)

F - Naz Reid
F - Kavell Bigby-Williams
G - Javonte Smart
G - Marlon Taylor
G - Skylar Mays

ULM (H-W)

F - Naz Reid
G - Marlon Taylor
G - Javonte Smart
G - Tremont Waters
G - Skylar Mays

Alabama (H-W)

F - Naz Reid
F - Kavell Bigby-Williams
G - Marlon Taylor
G - Tremont Waters
G - Skylar Mays

Arkansas (A-W-OT)

F - Naz Reid
F - Kavell Bigby-Williams
G - Marlon Taylor
G - Tremont Waters
G - Skylar Mays

Ole Miss (A-W)

F - Naz Reid
F - Kavell Bigby-Williams
G - Marlon Taylor
G - Tremont Waters
G - Skylar Mays

South Carolina (H-W)

F - Naz Reid
F - Kavell Bigby-Williams
G - Marlon Taylor
G - Tremont Waters
G - Skylar Mays

Georgia (H-W)

F - Naz Reid
F - Kavell Bigby-Williams
G - Marlon Taylor
G - Tremont Waters
G - Skylar Mays

Missouri (A-W-OT)

F - Naz Reid
F - Kavell Bigby-Williams
G - Marlon Taylor
G - Tremont Waters
G - Skylar Mays

Texas A&M (A-W)

F - Naz Reid
F - Kavell Bigby-Williams
G - Marlon Taylor
G - Tremont Waters
G - Skylar Mays

Arkansas (H-L)

F - Naz Reid
F - Kavell Bigby-Williams
G - Marlon Taylor
G - Tremont Waters
G - Skylar Mays

Mississippi State (A-W-OT)

F - Naz Reid
F - Kavell Bigby-Williams
G - Marlon Taylor
G - Tremont Waters
G - Skylar Mays

Auburn (H-W)

F - Naz Reid
F - Kavell Bigby-Williams
G - Marlon Taylor
G - Tremont Waters
G - Skylar Mays

Kentucky (A-W)

F - Naz Reid
F - Kavell Bigby-Williams
G - Marlon Taylor
G - Tremont Waters
G - Skylar Mays

Georgia (A-W)

F - Naz Reid
F - Kavell Bigby-Williams
G - Marlon Taylor
G - Tremont Waters
G - Skylar Mays

Florida (H-L-OT)

F - Naz Reid
F - Kavell Bigby-Williams
G - Marlon Taylor
G - Tremont Waters
G - Skylar Mays

Tennessee (H-W-OT)

F - Naz Reid
F - Kavell Bigby-Williams
G - Marlon Taylor
G - Javonte Smart
G - Skylar Mays

Texas A&M (H-W)

F - Naz Reid
F - Kavell Bigby-Williams
G - Marlon Taylor
G - Javonte Smart
G - Skylar Mays

Alabama (A-W)

F - Naz Reid
F - Kavell Bigby-Williams
G - Marlon Taylor
G - Javonte Smart
G - Skylar Mays

Florida (A-W-OT)

F - Naz Reid
F - Kavell Bigby-Williams
G - Marlon Taylor
G - Javonte Smart
G - Skylar Mays

Vanderbilt (H-W)

F - Emmitt Williams
F - Kavell Bigby-Williams
G - Marlon Taylor
G - Tremont Waters
G - Skylar Mays

Florida (SECT-L)

F - Naz Reid
F - Kavell Bigby-Williams
G - Marlon Taylor
G - Tremont Waters
G - Skylar Mays

Yale (NCAAT-W)

F - Naz Reid
F - Kavell Bigby-Williams
G - Marlon Taylor
G - Tremont Waters
G - Skylar Mays

Maryland (NCAAT-W)

F - Naz Reid
F - Kavell Bigby-Williams
G - Marlon Taylor
G - Javonte Smart
G - Skylar Mays

Michigan State (NCAAT-L)

F - Naz Reid
F - Kavell Bigby-Williams
G - Javonte Smart
G - Tremont Waters
G - Skylar Mays

Lineup Records

Record: 13-3

F - Naz Reid
F - Kavell Bigby-Williams
G - Marlon Taylor
G - Tremont Waters
G - Skylar Mays

Record: 4-2

F - Naz Reid
F - Emmitt Williams
G - Javonte Smart
G - Tremont Waters
G - Skylar Mays

Record: 4-0

F - Naz Reid
F - Kavell Bigby-Williams
G - Marlon Taylor
G - Javonte Smart
G - Skylar Mays

Record: 2-0

F - Naz Reid
F - Kavell Bigby-Williams
G - Javonte Smart
G - Marlon Taylor
G - Skylar Mays

Record: 1-0

F - Emmitt Williams
F - Kavell Bigby-Williams
G - Marlon Taylor
G - Tremont Waters
G - Skylar Mays

Record: 1-0

F - Kavell Bigby-Williams
F - Darius Days
G - Javonte Smart
G - Tremont Waters
G - Skylar Mays

Record: 1-0

F - Emmitt Williams
F - Kavell Bigby-Williams
G - Javonte Smart
G - Tremont Waters
G - Skylar Mays

Record: 1-0

F - Naz Reid
G - Marlon Taylor
G - Javonte Smart
G - Tremont Waters
G - Skylar Mays

Record: 1-1

F - Naz Reid
F - Darius Days
G - Javonte Smart
G - Tremont Waters
G - Skylar Mays

Record 0-1

F - Naz Reid
F - Kavell Bigby-Williams
G - Javonte Smart
G - Tremont Waters
G - Skylar Mays

Series Record vs. 2019-20 Opponents

ALABAMA

Alabama leads: 108-73
 Last Meeting: March 2, 2019
 Score: LSU 74, Alabama 69 (Tuscaloosa)
 At Baton Rouge: LSU leads, 49-33
 At Tuscaloosa: Alabama leads, 67-19
 At Neutral Sites: Alabama leads, 6-5
 Present Streak: LSU 2 wins

ARKANSAS

Arkansas leads: 36-31
 Last Meeting: February 2, 2019
 Score: Arkansas 90, LSU 89 (BR)
 At Baton Rouge: LSU leads, 17-12
 At Fayetteville: Arkansas leads, 19-8
 At Neutral Sites: LSU leads, 6-5
 Present Streak: Arkansas 1 win

AUBURN

LSU leads: 86-69
 Last meeting: Feb. 9, 2019
 Score: LSU 83, Auburn 78 (BR)
 At Baton Rouge: LSU leads, 47-25
 At Auburn: Auburn leads, 38-35
 At Neutral Sites: Auburn leads, 6-4
 Present Streak: LSU 1 win

BOWLING GREEN

(First Meeting)

EAST TENNESSEE STATE UNIVERISTY

(First Meeting)

FLORIDA

LSU leads: 64-48
 Last meeting: March 15, 2019
 Score: Florida 76, LSU 73 (Nashville)
 At Baton Rouge: LSU leads, 36-15
 At Gainesville: Florida leads, 30-19
 At Neutral Sites: LSU leads, 8-4
 Present Streak: Florida 1 win

GEORGIA

LSU leads: 66-47
 Last meeting: February 16, 2019
 Score: LSU 83, Georgia 79 (Athens)
 At Baton Rouge: LSU leads, 36-15
 At Athens: Georgia leads, 28-22
 At Neutral Sites: LSU leads, 8-4
 Present Streak: LSU 2 wins

KENTUCKY

Kentucky leads: 89-27
 Last meeting: February 12, 2019
 Score: LSU 73, Kentucky 71 (Lexington)
 At Baton Rouge: Kentucky leads, 30-18
 At Lexington: Kentucky leads, 44-6
 At Neutral Sites: Kentucky leads, 15-3
 Present Streak: LSU 1 win

LIBERTY

(First Meeting)

MARYLAND-BALTIMORE COUNTY

LSU leads: 1-0
 Last meeting: Dec. 30, 1995
 Score: LSU 88, UMBC 67
 At Baton Rouge: LSU leads, 1-0
 Present Streak: LSU 1 win

MISSISSIPPI

LSU leads: 122-88
 Last meeting: January 15, 2019
 Score: LSU 83, Ole Miss 69 (Oxford)
 At Baton Rouge: LSU leads, 77-30
 At Oxford: Ole Miss leads, 55-39
 At Neutral Sites: LSU leads, 6-3
 Present Streak: LSU 2 wins

MISSISSIPPI STATE

LSU leads: 111-102
 Last meeting: February 6, 2019
 Score: LSU 92, Mississippi St. 88 (Starkville)
 At Baton Rouge: LSU leads, 69-36
 At Starkville: Mississippi State leads, 60-39
 At Neutral Sites: Mississippi State leads, 6-3
 Present Streak: LSU 1 win

MISSOURI

LSU leads: 7-2
 Last meeting: Jan. 26, 2019
 Score: LSU 86, Missouri 80 (Columbia)
 At Baton Rouge: LSU leads, 4-0
 At Columbia: Tied, 2-2
 At Neutral Site: LSU leads, 1-0
 Present Streak: LSU 4 wins

MISSOURI STATE

(First Meeting)

NEW ORLEANS

LSU leads: 11-4
 Last meeting: November 19, 2013
 Score: LSU 81, UNO 54 (BR)
 At Baton Rouge: LSU leads, 7-3
 At UNO: LSU leads, 4-1
 Present Streak: LSU 5 wins

NICHOLLS

LSU leads: 17-1
 Last Meeting: November 12, 2011
 Score: LSU 96, Nicholls 74
 At Baton Rouge: LSU leads, 17-1
 Present Streak: LSU 1 win

NORTHWESTERN STATE

LSU leads: 18-6
 Last meeting: November 16, 2013
 Score: LSU 88, Northwestern State 74 (BR)
 At Baton Rouge: LSU leads, 14-4
 At Natchitoches: LSU leads, 3-1
 At Neutral Site: Tied: 1-1
 Present Streak: LSU 10 wins

RHODE ISLAND

Rhode Island leads: 1-0
 Last meeting: Jan. 4, 2014
 Score: Rhode Island 74, LSU 70 (BR)
 At Baton Rouge: Rhode Island leads, 1-0
 Present Streak: Rhode Island 1 win

SOUTH CAROLINA

USC leads: 18-16
 Last meeting: Jan. 19, 2019
 Score: LSU 89, South Carolina 67 (BR)
 At Baton Rouge: LSU leads, 8-6
 At Columbia: Tied, 8-8
 At Neutral Sites: USC leads, 4-0
 Present Streak: LSU 1 win

SOUTHERN CALIFORNIA

USC leads: 1-6
 Last meeting: Dec. 4, 1976
 Score: LSU 87, USC 76 (BR)
 At Baton Rouge: USC leads, 3-1
 At USC: USC leads, 3-0
 Present Streak: LSU 1 win

TENNESSEE

Tennessee leads: 65-47
 Last meeting: Feb. 23, 2019
 Score: LSU 82, Tennessee 80 (BR)
 At Baton Rouge: LSU leads, 27-25
 At Knoxville: Tennessee leads, 33-16
 At Neutral Sites: Tennessee leads, 7-4
 Present Streak: LSU 1 win

TEXAS

LSU leads: 19-11
 Last meeting: Dec. 10, 2006
 Score: Texas 76, LSU 75 (Houston)
 At Baton Rouge: LSU leads, 9-2
 At Austin: Texas leads, 6-5
 At Neutral Sites: LSU leads, 5-3
 Present Streak: Texas 1 win

TEXAS A&M

LSU leads: 22-18
 Last meeting: February 26, 2019
 Score: LSU 66, Texas A&M 55 (BR)
 At Baton Rouge: LSU leads, 15-3
 At College Station: Texas A&M leads, 10-4
 At Neutral Sites: Texas A&M leads, 4-3
 Present Streak: LSU 4 wins

UTAH STATE

Utah State leads: 2-1
 Last Meeting: Dec. 28, 1984
 Score: LSU 103, Utah State 71 (BR)
 At Baton Rouge: LSU leads, 1-0
 At Logan, Utah: Utah State leads, 1-0
 At Neutral Sites: Utah State leads, 1-0
 Present Streak: LSU 1 win

VANDERBILT

Vandy leads: 63-54
 Last meeting: March 9, 2019
 Score: LSU 80, Vanderbilt 59 (BR)
 At Baton Rouge: LSU leads, 33-20
 At Nashville: Vandy leads, 37-16
 At Neutral Sites: LSU leads, 6-5
 Present Streak: LSU 1 win

VCU

VCU leads: 1-0
 Last Meeting: November 25, 2016
 Score: VCU 85, LSU 74 (Atlantis, Bahamas)
 At Neutral Sites: VCU leads, 1-0
 Present Streak: VCU 1 win

2020 SEC Tournament



The Southeastern Conference Men's Basketball Tournament returns to Bridgestone Arena in Nashville. It will be the ninth time that the arena has served as the host of the SEC Tournament, having previously hosted in 2001, 2006, 2010, 2013, 2015, 2016, 2017 and 2019.

Also the home of the NHL's Nashville Predators, Bridgestone Arena has the distinction of being one of the busiest venues in the United States over the past decade and a half, hosting more than 18 million guests during that time. Seating capacity is approximately 19,395 for basketball games.

The winner of the 13-game tournament receives the SEC's automatic bid to the NCAA Tournament. The tournament seeds are determined by the 18-game conference schedule during the regular season. Teams are seeded 1-14 based on their regular season conference finish.

Atlanta served as host of the inaugural SEC Tournament played following the 1932-33 season and did so again after the 1933-34 season. The event was held every year through 1952, with the exception of 1935. After a 26-year layoff (1953-78), the tournament was renewed in 1979. The 2020 tournament will be the 61st in league history and the 42nd since the renewal.

The event has helped set the stage for SEC teams in the NCAA Tournament, as 24 of the tournament champions since the tournament resumed in 1979 have advanced to at least the Sweet 16. Three of the last 13 SEC Tournament champions have gone on to win the national championship. Kentucky leads the league with 31 SEC Tournament titles. Alabama is second with six, while Tennessee and Florida are tied for third with four. Mississippi State has three championship trophies while Auburn, Georgia, Ole Miss and Vanderbilt have two. Arkansas, LSU and former league member Georgia Tech have each won one SEC Tournament championship.

Future SEC Tournament Dates & Sites

March 10-14, 2021
Nashville, Tenn.
(Bridgestone Arena)

March 9-13, 2022
Tampa, Fla.
(Amalie Arena)

March 2023-2035
Nashville, Tennessee
(Bridgestone Arena)

2020 SEC Tournament

March 11-15 • Bridgestone Arena • Nashville, Tennessee

First Round - March 11 (Wednesday)

Game 1 Seed #12 vs. Seed #13 (SEC Network) 6 p.m. CT
Game 2 Seed #11 vs. Seed #14 (SEC Network), 25 minutes after

Second Round - March 12 (Thursday)

Game 3 Seed #8 vs. Seed #9 (SEC Network) Noon CT
Game 4 Seed #5 vs. Winner of Game 1 (SEC Network) 25 minutes after

Game 5 Seed #7 vs. Seed #10 (SEC Network) 6 p.m. CT
Game 6 Seed #6 vs. Winner of Game 2 (SEC Network) 25 minutes after

Quarterfinals - March 13 (Friday)

Game 7 Game 3 Winner vs. Seed #1 (ESPN) Noon CT
Game 8 Game 4 Winner vs. Seed #4 (ESPN) 25 minutes after

Game 9 Game 5 Winner vs. Seed #2 (SEC Network) 6 p.m. CT
Game 10 Game 6 Winner vs. Seed #3 (SEC Network) 25 minutes after

Semifinals - March 14 (Saturday)

Game 11 Game 7 Winner vs. Game 8 Winner (ESPN), Noon CT

Game 12 Game 9 Winner vs. Game 10 Winner (ESPN), 25 minutes after

Championship - March 15 (Sunday)

Game 13 Gm 11 Winner vs. Gm 12 Winner (ESPN), Noon CT

LSU's SEC Tournament History

1933 - Atlanta Athletic Club, Atlanta, Ga.

First Round - LSU 57, Auburn 33
Quarterfinals - LSU 55, Tennessee 43
Semifinals - Kentucky 51, LSU 38

1934 - Atlanta Athletic Club, Atlanta, Ga.

Quarterfinals - Tennessee 42, LSU 35

1936 - Alumni Memorial Gym, Knoxville, Tenn.

Quarterfinals - Alabama 52, LSU 30

1937 - Alumni Memorial Gym, Knoxville, Tenn.

Quarterfinals - Kentucky 57, LSU 37

1938 - Huey Long Field House, Baton Rouge, La.

Quarterfinals - LSU 60, Auburn 34
Semifinals - Ole Miss 68, LSU 40

1939 - Alumni Memorial Gym, Knoxville, Tenn.

First Round - LSU 55, Sewanee 35
Quarterfinals - LSU 50, Georgia 28
Semifinals - Kentucky 53, LSU 34

1940 - Alumni Memorial Gym, Knoxville, Tenn.

First Round - LSU 57, Tulane 44
Quarterfinals - Alabama 51, LSU 25

1941 - Jefferson County Armory, Louisville, Ky.

First Round - Vanderbilt 63, LSU 49

1942 - Jefferson County Armory, Louisville, Ky.

Quarterfinals - Alabama 45, LSU 31 (OT)

1943 - Jefferson County Armory, Louisville, Ky.

First Round - LSU 67, Auburn 38
Quarterfinals - LSU 46, Alabama 41
Semifinals - Tennessee 52, LSU 34

1944 - Jefferson County Armory, Louisville, Ky.

Semifinals - Kentucky 55, LSU 28

1945 - Jefferson County Armory, Louisville, Ky.

Quarterfinals - Kentucky 68, LSU 37

1946 - Jefferson County Armory, Louisville, Ky.

First Round - LSU 74, Tulane 29
Quarterfinals - LSU 69, Ole Miss 34
Semifinals - LSU 60, Georgia 41
Finals - Kentucky 59, LSU 36

1947 - Jefferson County Armory, Louisville, Ky.

First Round - LSU 61, Ole Miss 36
Quarterfinals - LSU 60, Florida 45
Semifinals - Tulane 63, LSU 50

1948 - Jefferson County Armory, Louisville, Ky.

Quarterfinals - Kentucky 63, LSU 47

1949 - Jefferson County Armory, Louisville, Ky.

First Round - LSU 55, Georgia Tech 53
Quarterfinals - LSU 60, Vanderbilt 56
Semifinals - Tulane 72, LSU 63

1950 - Jefferson County Armory, Louisville, Ky.

First Round - LSU 66, Florida 57
Quarterfinals - LSU 73, Auburn 45
Semifinals - Tennessee 81, LSU 79 (OT)

1951 - Jefferson County Armory, Louisville, Ky.

Quarterfinals - LSU 62, Ole Miss 57
Semifinals - Vanderbilt 75, LSU 63

1952 - Jefferson County Armory, Louisville, Ky.

First Round - LSU 77, Mississippi State 44
Quarterfinals - LSU 75, Ole Miss 60
Semifinals - LSU 77, Florida 69
Finals - Kentucky 44, LSU 43

1979 - Birmingham Coliseum, Birmingham, Ala.

Semifinals - (6) Kentucky 80, (1) LSU 67

1980 - Birmingham Coliseum, Birmingham, Ala.

Quarterfinals - (2) LSU 95, (10) Florida 82
Semifinals - (2) LSU 73, (3) Alabama 66
Finals - (2) LSU 80, (1) Kentucky 78

1981 - Birmingham Coliseum, Birmingham, Ala.

Quarterfinals - (1) LSU 85, (8) Florida 73
Semifinals - (5) Georgia 68, (1) LSU 60

1982 - Rupp Arena, Lexington, Ky.

Quarterfinals - (4) Ole Miss 59, (5) LSU 52

1983 - Birmingham Coliseum, Birmingham, Ala.

Quarterfinals - (7) Tennessee 74, (2) LSU 71

1984 - Memorial Gymnasium, Nashville, Tenn.

Quarterfinals - (5) Alabama 72, (4) LSU 70 (OT)

1985 - Birmingham Coliseum, Birmingham, Ala.

Quarterfinals - (8) Auburn 58, (1) LSU 55

1986 - Rupp Arena, Lexington, Ky.

Quarterfinals - (5) LSU 72, (4) Florida 66
Semifinals - (1) Kentucky 61, (5) LSU 58

1987 - The Omni, Atlanta, Ga.

First Round - (7) LSU 68, (10) Mississippi St. 54
Quarterfinals - (7) LSU 72, (2) Florida 66
Semifinals - (7) LSU 89, (3) Georgia 88 (2OT)
Finals - (1) Alabama 69, (7) LSU 62

1988 - Maravich Center, Baton Rouge, La.

Quarterfinals - (4) LSU 87, (5) Vanderbilt 80
Semifinals - (1) Kentucky 86, (4) LSU 80

1989 - Thompson-Boling Arena, Knoxville, Tenn.

Quarterfinals - (5) Tennessee 95, (4) LSU 77

1990 - Orlando Arena, Orlando, Fla.

Quarterfinals - (6) Auburn 78, (3) LSU 76

1991 - Memorial Gym, Nashville, Tenn.

Quarterfinals - (7) Auburn 92, (2) LSU 77

1992 - BJCC, Birmingham, Ala.

Quarterfinals - (W2) LSU 99, (E3) Tennessee 89
Semifinals - (E1) Kentucky 80, (W2) LSU 74

1993 - Rupp Arena, Lexington, Ky.

Quarterfinals - (W2) LSU 89, (W5) Ole Miss 70
Semifinals - (W2) LSU 72, (E1) Vanderbilt 62
Finals - (E2) Kentucky 82, (W2) LSU 65

1994 - The Pyramid, Memphis, Tenn.

First Round - (E4) Georgia 83, (W5) LSU 70

1995 - Georgia Dome, Atlanta, Ga.

First Round - (E4) Vanderbilt 85, (W5) LSU 61

1996 - Louisiana Superdome, New Orleans, La.

First Round - (E3) South Carolina 85, (W6) LSU 76

1997 - The Pyramid, Memphis, Tenn.

First Round - (E3) Georgia 75, (W6) LSU 54

1998 - Georgia Dome, Atlanta, Ga.

First Round - (E3) Tennessee 73, (W6) LSU 62

1999 - Georgia Dome, Atlanta, Ga.

First Round - (E3) Florida 97, (W6) LSU 75

2000 - Georgia Dome, Atlanta, Ga.

Quarterfinals - (W1) LSU 71, (E4) Vanderbilt 80
Semifinals - (W2) Arkansas 69, (W1) LSU 67

2001 - Gaylord Center, Nashville, Tenn.

First Round - (W6) LSU 63, (E3) Georgia 62
Quarterfinals - (W2) Arkansas 77, (W6) LSU 72

2002 - Georgia Dome, Atlanta, Ga.

First Round - (W4) LSU 69, (E5) Vanderbilt 62
Quarterfinals - (W4) LSU 78, (E3) Georgia 76
Semifinals - (W2) Mississippi St. 57, (W4) LSU 51

2003 - Louisiana Superdome, New Orleans, La.

First Round - (W3) LSU 85, (W6) Arkansas 56
Quarterfinals - (W3) LSU 65, (E2) Florida 61
Semifinals - (W1) Mississippi St. 76, (W3) LSU 61

2004 - Georgia Dome, Atlanta, Ga.

Quarterfinals - (E3) S. Carolina 85, (W2) LSU 64

2005 - Georgia Dome, Atlanta, Ga.

Quarterfinals - (W2) LSU 89, (W6) Auburn 58
Semifinals - (E1) Kentucky 79, (W2) LSU 78 (ot)

2006 - Gaylord Center, Nashville, Tenn.

Quarterfinals - (W1) LSU 92, (E4) Vanderbilt 73
Semifinals - (E2) Florida 81, (W1) LSU 65

2007 - Georgia Dome, Atlanta, Ga.

First Round -- (W6) LSU 76, (E3) Tenn. 67 (ot)
Quarterfinals -- (W2) Ole Miss 80, (W6) LSU 60

2008 - Georgia Dome, Atlanta, Ga.

First Round -- (E5) South Carolina 77, (W4) LSU 73

2009 -- St. Pete Times Forum, Tampa, Fla.

Quarterfinals -- (W1) LSU 67, (E4) Kentucky 58
Semifinals -- (W3) Mississippi St. 67, (W1) LSU 57

2010 -- Bridgestone Arena, Nashville, Tenn.

First Round -- (E3) Tennessee 59, (W6) LSU 49

2011 -- Georgia Dome, Atlanta, Ga.

First Round -- (E3) Vanderbilt 62, (W6) LSU 50

2012 -- New Orleans Arena, New Orleans, La.

First Round - (8) LSU 70, (9) Arkansas 54
Quarterfinals - [1] Kentucky 60, [8] LSU 51

2013 -- Bridgestone Arena, Nashville, Tenn.

Second Round - (9) LSU 68, (8) Georgia 63
Quarterfinals -- (1) Florida 80, (9) LSU 58

2014 -- Georgia Dome, Atlanta, Ga.

Second Round - (7) LSU 68, (10) Alabama 56
Quarterfinals - (2) Kentucky 85, (7) LSU 67

2015 -- Bridgestone Arena, Nashville, Tenn.

Quarterfinals -- (13) Auburn 73, (4) Auburn 70 (ot)

2016 -- Bridgestone Arena, Nashville, Tenn.

Quarterfinals -- (4) LSU 75, Tennessee (12) 64
Semifinals -- (1) Texas A&M 71, LSU (4) 38

2017 -- Bridgestone Arena, Nashville, Tenn.

First Round -- (11) Miss. State 79, LSU (14) 52

2018 -- Scottrade Arena * St. Louis, Missouri

Second Round -- (7) Miss. State 80, LSU (10) 77

2019 -- Bridgestone Arena * Nashville, Tennessee

Quarterfinals -- (8) Florida 76, LSU (1) 73

School Records



STANLEY ROBERTS

Field goal percentage co-leader



DARREL MITCHELL

Career three-point field goal leader (258)

Individual Records

POINTS

Game:	69	by Pete Maravich vs. Alabama, 02/07/70
Season:	1,381	by Pete Maravich, 1969-70
Freshman:	965	by Chris Jackson, 1988-89
Sophomore:	1,138	by Pete Maravich, 1967-68
Junior:	1,148	by Pete Maravich, 1968-69
Senior:	1,381	by Pete Maravich, 1969-70
Career:	3,667	by Pete Maravich, 1967-70

SCORING AVERAGE

Season:	44.5	by Pete Maravich, 1969-70
Career:	44.2	by Pete Maravich, 1967-70

FIELD GOALS MADE

Game:	26	by Pete Maravich vs. Vanderbilt, 12/11/69 & vs. Alabama, 02/07/70
Season:	522	by Pete Maravich, 1969-70
Career:	1,387	by Pete Maravich, 1967-70

FIELD GOALS ATTEMPTED

Game:	57	by Pete Maravich vs. Vanderbilt, 01/29/69 & vs. Alabama, 02/07/70
Season:	1,168	by Pete Maravich, 1969-70
Career:	3,166	by Pete Maravich, 1967-70

FIELD GOAL PERCENTAGE

Game (Min. 10 Att.):	1.000	by Stanley Roberts, 10-10, vs. Loyola Marymount, 02/03/90
	1.000	by Durand Macklin, 12-12, vs. Mississippi State, 01/05/80
	1.000	by Bill Wilson, 10-10 vs. Georgia, 1964
Season (Min. 100 Att.):	.675	by Dave Ramsden, 112-166, 1968-69
Career (Min. 250 Att.):	.643	by Dave Ramsden, 164-255, 1966-69

THREE-POINT FIELD GOALS MADE

Game:	10	by Chris Jackson vs. Tennessee, 02/10/90
Season:	95	by Anthony Wilson, 1986-87
Career:	258	by Darrel Mitchell, 2003-06

THREE-POINT FIELD GOALS ATTEMPTED

Game:	20	by Chris Jackson vs. Ole Miss, 03/04/89 & vs. Tennessee, 02/10/90
Season:	246	by Chris Jackson, 1989-90
Career:	680	by Andre Stringer, 2010-14

THREE-POINT FIELD GOAL PERCENTAGE

Game (Min. 5 Made):	1.000	by Tim Quarterman, 5-5, vs. Oklahoma, 1/30/16
	1.000	by Antonio Hudson, 6-6, vs. Louisiana-Lafayette, 11/21/04
	1.000	by Collis Temple, 5-5, vs. Nicholls State, 12/22/00
	1.000	by Torris Bright, 5-5, at Arizona, 12/20/00
	1.000	by Darrel Mitchell, 5-5, vs. Auburn, 02/26/03
Season (Min. 50 Att.):	.509	by Jamie Brandon, 27-53, 1992-93
Career (Min. 75 Att.):	.489	by Justin Anderson, 45-92, 1991-92
Career (Min. 100 Att.):	.438	by Jamie Brandon, 46-105, 1991-93



PETE MARAVICH

Division I All-Time leading scorer (3,667 pts.)

School Records

FREE THROWS MADE

Game:	30	by Pete Maravich, vs. Oregon State, 12/22/69
Season:	337	by Pete Maravich, 1969-70
Career:	893	by Pete Maravich, 1967-70

FREE THROWS ATTEMPTED

Game:	31	by Pete Maravich, vs. Oregon State, 12/22/69
Season:	337	by Pete Maravich, 1969-70
Career:	1,152	by Pete Maravich, 1967-70

CONSECUTIVE FREE THROWS MADE

Game:	21	by Pete Maravich, vs. Oregon State, 12/22/69
Season:	35	by Chris Jackson, 1989-90
Two Seasons:	31	by Eddie Palubinskas, 1973-74

FREE THROW PERCENTAGE

Game (Min. 15 Att.):	1.000	by Eddie Palubinskas, 15-15, vs. Mississippi State, 03/01/73
Season (Min. 50 Att.):	.9095	by Chris Jackson, 191-210, 1989-90
Career (Min. 200 Att.):	.875	by Eddie Palubinskas, 259-295, 1972-74

REBOUNDS

Game:	32	by Durand Macklin, vs. Tulane, 11/26/76
Season:	474	by Al Sanders, 1969-70
Career:	1,276	by Durand Macklin, 1976-81

REBOUND AVERAGE

Season:	17.3	by Bob Pettit, 1953-54
Career:	14.8	by Bob Pettit, 1951-54

FOULS

Season:	125	by Al Sanders, 1969-70
Career:	407	by Greg Cook, 1976-77; 1978-81

ASSISTS

Game:	19	by Kenny Higgs, vs. Georgia, 01/17/77
Season:	239	by Kenny Higgs, 1976-77
Career:	645	by Kenny Higgs, 1974-78

ASSIST AVERAGE

Season:	8.9	by Kenny Higgs, 1976-77
Career:	6.1	by Kenny Higgs, 1974-78

GAMES


Season:	39	by Bernard Woodside, 1986-87
Career:	137	by Tasmin Mitchell, 2005-10




KENNY HIGGS
LSU Career Assist Leader (645)



TASMIN MITCHELL
Most career games started (136)
Most career minutes (4,692)




DERRICK TAYLOR
Most minutes played in a season (1,342)



CLARENCE CEASAR
Career leader in steals (310)

School Records



RANDY LIVINGSTON

Had 18 of LSU's school record
38 assists against George Mason in 1994.



SHAQUILLE O'NEAL

Had a triple-double with 10 of LSU's
16 blocks against Texas in 1990.



RUDY MACKLIN

Record 32 Rebounds vs. Tulane, 1976

Season:
2,403 in

GAMES STARTED

Season:	38	by Anthony Wilson, 1986-87 & Derrick Taylor, Don Redden, 1985-86
Career:	136	by Tasmin Mitchell, 2005-10

STEALS

Game:	10	by Shawn Griggs vs. Tennessee, 02/23/91
Season:	96	by Tremont Waters, 18-19
Career:	310	by Clarence Ceasar, 1991-95

STEAL AVERAGE

Season:	3.0	by Clarence Ceasar, 1993-94; 1994-95
Career:	2.8	by Clarence Ceasar, 1992-95

BLOCKED SHOTS

Game:	12	by Shaquille O'Neal, vs. Loyola Marymount, 02/03/90
Season:	157	by Shaquille O'Neal, 1991-92
Career:	412	by Shaquille O'Neal, 1989-92

BLOCK AVERAGE

Season:	5.2	by Shaquille O'Neal, 1991-92
Career:	4.6	by Shaquille O'Neal, 1989-92

MINUTES PLAYED

Season:	1,342	by Derrick Taylor, 1985-86
Career:	4,692	by Tasmin Mitchell, 2005-10

Team Records

POINTS

Game:	159	vs. Northern Arizona, 12/28/91 (LSU, 159-86)
Home Court:	159	vs. Northern Arizona, 12/28/91 (LSU, 159-86)
Road/Neutral:	124	vs. Texas, 01/02/90 (LSU 124-113)
1st half:	80	vs. Northern Arizona, 12/28/91 (LSU, 159-86)
2nd half:	79	vs. Northern Arizona, 12/28/91 (LSU, 159-86)
In a loss:	112	vs. Ole Miss, 03/04/89 (Ole Miss, 113-112-OT)
By Opponent:	141	by Loyola Marymount, 02/03/90 (LSU 148-141-OT)
Two Teams:	289	LSU (148), Loyola Marymount (141), 02/03/90
Season:	2,985	in 1969-70 (32 games)
Average:	93.3	in 1969-70 (2,985 in 32 games)
By Opponent:	2,861	in 1988-89 (32 games)

FIELD GOALS MADE

Game	61	vs. Loyola Marymount, 02/03/90
Two Teams:	113	LSU (61) vs. Loyola Marymount (52), 02/03/90
Season:	1,170	in 1985-86

FIELD GOALS ATTEMPTED

Game:	114	vs. Louisiana College, 12/07/53
-------	-----	---------------------------------

School Records

1969-70

FIELD GOAL PERCENTAGE

Game:	.714	vs. Clemson, 12/20/69 (50-of-70)
Season:	.520	in 1978-79 (964-of-1,854)

THREE-POINT FIELD GOALS MADE

Game:	17	at Tennessee, 03/01/03
	17	vs. Vanderbilt, 12/29/16
Season:	268	in 2017-18

THREE-POINT FIELD GOALS ATTEMPTED

Game:	40	vs. South Carolina, 02/10/96
Season:	774	in 2017-18

THREE-POINT FIELD GOAL PERCENTAGE

Game:	1.000	vs. Arkansas State, 12/04/86 (3-3)
Season:	.401	in 1986-87 season (181-451)

FREE THROWS MADE

Game:	41	vs. Tulane, 12-22-79
Season:	667	in 1969-70

FREE THROWS ATTEMPTED

Game:	55	vs. Tulane, 12-22-79
Season:	944	in 1980-81

FREE THROW PERCENTAGE

Game:	1.000	vs. Tennessee, 03/11/83 (11-11)
	1.000	at Vanderbilt, 02/08/12 (10-10)
	1.000	vs. Texas A&M, 2/4/17 (13-13)
Season:	.770	in 1988-89 (557-723)

REBOUNDS

Game:	80	vs. Montana State, 12/27/76
Season:	1,691	in 1969-70 (32 games)
Average:	52.8	in 1969-70 (1,691 in 32 games)

FOULS

Season:	747	in 1986-87
Fouled Out:	37	in 1952-53, 1973-74

ASSISTS

Game:	38	vs. George Mason, 12/03/94
Season:	616	in 1974-75
Average:	23.7	in 1974-75 (616 in 26 games)

BLOCKED SHOTS

Game:	16	vs. Texas, 01/02/90; vs. Alcorn State, 11/20/08
Season:	261	in 2013-14
Average:	7.0	in 1989-90 (225 in 32 games)

STEALS


Game:	23	vs. Tennessee, 02/23/91
Season:	352	in 1986-87
Average:	10.5	in 1990-91 (316 in 30 games)

GAMES

Season:	39	in 1986-87
Most Wins:	31	in 1980-81
Most Losses:	23	in 1966-67
Win Streak:	26	in 1980-81

ATTENDANCE

Game (Paid):	68,112	vs. Notre Dame, 01/20/90 (Louisiana Superdome)
Game (Turnstile):	54,321	vs. Georgetown, 01/28/89 (Louisiana Superdome)
Game (PMAC):	15,694	vs. Ole Miss, 02/25/81
Game (Post 2006 PMAC Renovation)	13,997	vs. Kentucky, 02/10/15
Season (Home):	314,369	in 1989-90 (19 games, one at Louisiana Superdome)
Season (PMAC):	246,257	in 1989-90 (18 games)
Season (PMAC) (Post 2006):	217,834	in 2008-09 (21 games)
Season Average	13,708	in 1980-81 (15 games)
Season Average (Post 2006)	11,383	in 2015-16 (18 games)



BOB PETTIT

All-Time Rebound Average Leader (14.8)



COLLIS TEMPLE III

One of 5 perfect 3pt games
(min. 5 attempts)

Miscellaneous Records

LONGEST OVERALL WINNING STREAK

1. 26 - Nov. 30, 1980 to Feb. 28, 1981
2. 19 - Dec. 29, 1952 to March 14, 1953
3. 18 - Feb. 14, 1920 to Feb. 11, 1921
4. 17 - Feb. 1917 to Feb. 6, 1918
5. 15 - Feb. 1921 to March 16, 1922
6. 14 - Nov. 22, 1985 to Jan. 4, 1986
7. 13 - Nov. 20, 1999 to Jan. 5, 2000
8. 10 - Dec. 15, 2018 to Jan. 30, 2019
- 10 - Jan. 28, 2009 to Feb. 28, 2009
- 10 - Feb. 5, 2000 to March 10, 2000
- 10 - Jan. 23, 1980 to Feb. 21, 1980
- 10 - Nov. 24, 1978 to Jan. 6, 1979

LONGEST SEC WINNING STREAK

1. 32 - Feb. 4, 1952 to March 6, 1954
2. 23 - Jan. 1, 1934 to Dec. 23, 1935
3. 17 - Jan. 3, 1981 to Feb. 25, 1981
4. 13 - Jan. 14, 2009 to Feb. 28, 2009
4. 13 - Feb. 16, 2005 to Feb. 1, 2006

SEC HOME WINNING STREAK

1. 26 - Feb. 13, 1933 to Jan. 31, 1936
2. 20 - Jan. 14, 1952 to Feb. 22, 1954
3. 19 - March 3, 2004 to Jan. 17, 2007
4. 15 - Jan. 3, 1981 to Feb. 10, 1982
5. 12 - Jan. 14, 1984 to Jan. 26, 1985

SEC ROAD WINNING STREAK

1. 14 - Feb. 4, 1952 to March 6, 1954
1. 14 - Jan. 19, 1980 to Feb. 21, 1981
3. 10 - Feb. 19, 1942 to Feb. 20, 1943
4. 9 - Jan. 12, 2019 to March 6, 2019
5. 6 - Jan. 17, 2009 to Feb. 28, 2009
- 6 -- Feb. 16, 2005 to Jan. 28, 2006
- 6 - Jan. 11, 1946 to Jan. 11, 1947

CONSECUTIVE WINNING SEASONS

1. 11 - 1982-83 - 1992-93
2. 9 - 1913-14 - 1921-22
3. 6 - 2001-02 - 2006-07
4. 5 - 2011-12 - 2015-16
4. 5 - 1976-77 - 1980-81

CONSECUTIVE NON-LOSING SEASONS

1. 17 - 1976-77 - 1992-93
2. 12 - 1931-32 - 1942-43
3. 10 - 1913-14 - 1922-23

30-WIN SEASONS

- 1 - 1980-81

25-WIN SEASONS

- 7 - 1979-80, 1980-81, 1985-86, 1999-2000, 2005-06, 2008-09, 2018-19

20-WIN SEASONS

- 22 - Last in 2018-19

RECORD IN SEASON OPENERS

- Overall - 91-20 (.820)
SEC Openers - 46-39 (.541)

MOST VICTORIES - TWO YEAR PERIOD

1. 57 - 1980-1981
2. 50 - 1986-1987
3. 49 - 1979-1980
4. 47 - 2005-2006
5. 46 - 2018-19

MOST VICTORIES - THREE YEAR PERIOD

1. 80 - 1979-1981
2. 71 - 1980-1982
3. 69 - 1985-1987
4. 68 - 1986-1988
5. 67 - 1978-1980

MOST VICTORIES - FOUR YEAR PERIOD

1. 98 - 1978-1981
2. 94 - 1979-1982
3. 90 - 1980-1983
4. 87 - 1984-1987
5. 86 - Three times

MOST LSU POINTS FIRST HALF

1. 80 vs. Northern Arizona 12/28/91
2. 72 vs. Loyola-Marymount 2/3/90
3. 70 vs. George Mason 12/3/94
4. 69 vs. Tennessee 1/9/78
5. 65 vs. Vanderbilt 2/18/79
5. 65 vs. Tennessee-Martin 12/20/88
7. 63 vs. Texas 1/2/90
8. 61 vs. Nicholls State 12/30/91
8. 61 vs. Illinois-Chicago 12/30/87
8. 61 vs. Cleveland State 12/18/82

MOST LSU POINTS SECOND HALF

1. 79 vs. Northern Arizona 12/29/91
2. 71 vs. North Florida 12/2/15
3. 70 vs. Tulane 10/4/78
4. 68 vs. Tulane 12/6/80
5. 65 vs. Loyola-Marymount 12/20/90
5. 65 vs. Nicholls State 12/29/90
5. 65 vs. Georgia State 12/28/94
8. 64 vs. Troy 12/6/94
9. 63 vs. Tennessee-Martin 12/20/88
10. 62 twice

MOST OPPONENT POINTS FIRST HALF

1. 86 by Kentucky 1/16/96
2. 63 by Kentucky 3/4/95
3. 61 by Illinois 12/22/88

MOST OPPONENT POINTS SECOND HALF

1. 76 by Loyola-Marymount 2/3/90
2. 67 by Wake Forest 12/22/16
2. 67 by Kentucky 2/15/94
2. 67 by Vanderbilt 2/6/88
5. 66 by Illinois 12/22/88
6. 64 by Kentucky 3/4/95
6. 64 by Texas 2/2/90
6. 64 by Florida 12/10/88
9. 63 by Southern 11/29/95
9. 63 by Vanderbilt 2/18/90

FEWEST LSU POINTS FIRST HALF

1. 10 vs. Ole Miss 3/3/04
2. 13 vs. Texas A&M 3/12/16
2. 13 vs. Ole Miss 2/28/96
4. 14 vs. Kentucky 2/6/10
4. 14 vs. Wisconsin 3/23/00
6. 15 vs. Mississippi State 1/30/10
6. 15 vs. Ole Miss 2/7/01
6. 15 vs. Mississippi State 1/17/04
6. 15 vs. Mississippi State 2/11/98
10. 16 three times



PMAC Miscellaneous Numbers

- First Game: Vanderbilt 80, LSU 73 (Jan. 3, 1972)
 First Win: LSU 90, Georgetown 71 (Jan. 6, 1972)
 10th Win: LSU 67, Florida 54 (Jan. 22, 1973)
 50th Win: LSU 77, Auburn 73 (Jan. 29, 1977)
 100th Win: LSU 92, Florida 75 (Jan. 31, 1981)
 150th Win: LSU 67, Kentucky 61 (March 2, 1985)
 200th Win: LSU 111, Tennessee 94 (Jan. 8, 1990)
 250th Win: LSU 76, Alabama 68 (Feb. 23, 1993)
 300th Win: LSU 72, Jackson State 53 (Dec. 12, 1998)
 350th Win: LSU 75, Prairie View A&M 49 (Dec. 17, 2002)
 400th Win: LSU 55, Ole Miss 52 (March 4, 2006)
 450th Win: LSU 65, Rice 61 (Dec. 19, 2009)
 500th Win: LSU 93, Gardner-Webb 82 (Nov. 15, 2015)
 550th Win: LSU 94, Southeastern 63 (Nov. 6, 2018)

- On-Court Record in Assembly Center: 564-195 (.743)
 SEC Record in Assembly Center: 260-152 (.631)
 Non-Conference Record in Assembly Center: 304-43 (.876)
 Largest Single-Game Crowd: 15,694 vs. Ole Miss, 2-25-81
 Largest Paid Attendance Current Configuration: 13,997 vs. UK, 2-10-15
 Single-Season Attendance: 246,257 (18 games) 1989-90 (13,681 avg.)
 Single-Season Average: 13,708, 1980-81
 Maravich Center Totals: 7,638,667 (760 games)
 48 seasons (10,051 avg.)

Miscellaneous Records

FEWEST LSU POINTS SECOND HALF

1.	13	vs. Alabama	1/27/10
2.	18	vs. Arizona State	11/27/09
2.	18	vs. Ole Miss	2/7/01
2.	18	vs. Mississippi State	1/30/88
5.	19	vs. Ole Miss	1/22/11
5.	19	vs. Mississippi State	1/16/99
7.	20	vs. Mississippi State	1/9/08
7.	20	vs. Ole Miss	3/4/82
9.	21	vs. Utah	1/3/05
9.	21	vs. UCLA	4/1/06
9.	21	vs. Tennessee	2/9/08

FEWEST OPPONENT POINTS FIRST HALF

1.	6	by Auburn	1/8/11
2.	9	by North Carolina	12/4/82
3.	12	by Southern	12/27/10
4.	12	by Nicholls State	11/22/02
5.	14	by Alabama	1/20/88
6.	15	by Charleston	12/22/14
6.	15	by Alabama	2/11/12
6.	15	by Grambling State	12/13/08
9.	16	by UC Irvine	12/15/11
9.	16	by Delaware	12/3/03
9.	16	by Vanderbilt	1/6/88
9.	16	by Mississippi State	2/6/82

FEWEST OPPONENT POINTS SECOND HALF

1.	10	by Nicholls State	12/30/01
2.	11	by Grambling State	11/20/99
3.	12	by Nicholls State	11/22/03
4.	15	by Centenary	11/24/10
5.	17	by Grambling State	12/29/11
5.	17	by Wright State	12/27/06
5.	17	by Southeastern Louisiana	11/22/99
5.	17	by Mississippi State	2/25/87
9.	18	by South Carolina	1/30/93
10.	19	by Vanderbilt	3/6/14
10.	19	by Western Kentucky	11/18/11
10.	19	by Auburn	2/13/80

MOST LSU OVERTIME POINTS

1.	33	vs. Ohio State (2 ot, 13-20)	1/15/05
2.	28	vs. Alabama (3 ot, 7-12-6)	2/23/13
3.	26	vs. Georgia (2 ot, 10-16)	3/7/87
4.	25	vs. Mississippi State (2 ot, 10-15)	2/11/09
4.	25	vs. Purdue (2 ot, 4-21)	3/13/86
6.	23	vs. Mississippi State	1/4/90
7.	22	vs. Florida	2/10/79
8.	20	vs. Georgia (2 ot, 13-7)	1/10/15
9.	19	vs. Louisiana Tech	12/6/88
10.	18	vs. McNeese State	12/16/10
10.	18	vs. Mississippi State	1/13/93

FEWEST LSU OVERTIME POINTS

1.	0	vs. Kentucky	2/24/80
1.	0	vs. Alabama	2/17/84
3.	2	at South Carolina	2/28/18
3.	2	at Missouri	1/8/15
3.	2	vs. Georgia	2/4/84
6.	4	vs. Alabama	2/5/77
6.	4	vs. UNLV	11/28/81
6.	4	vs. South Carolina	1/16/13
9.	5	vs. Ole Miss	1/15/14
9.	5	vs. Coastal Carolina	12/13/10

MOST OPPONENT OVERTIME POINTS

1.	25	by Georgia (2 ot, 10-15)	3/7/87
1.	25	by Alabama (3 ot, 7-12-6)	2/23/13
3.	22	by Mississippi State (2 ot, 10-12)	2/11/09
4.	21	by Houston	12/13/15
4.	21	by Louisiana Tech	12/6/88
4.	21	by Ohio State (2 ot, 13-8)	11/15/05
7.	19	by Ole Miss	1/15/14
7.	19	by Florida	2/13/01
7.	19	by Arkansas	3/4/92
10.	18	by NC State	11/24/15

FEWEST OPPONENT OVERTIME POINTS

1.	1	by Georgia	2/4/84
2.	2	by Auburn	1/17/12
2.	2	by Alabama	2/17/84
2.	2	by Kentucky	2/24/80
5.	3	by Tennessee	3/8/07
5.	3	by Mississippi State	2/3/02
7.	5	by Texas Tech	11/18/14
7.	5	by Arkansas	1/19/05
7.	5	by Tennessee	02/6/84
7.	5	by Ole Miss	1/20/79

Top LSU Scoring Tandems

Name	Name	Year	Total	
1.	Pete Maravich (44.5)	Danny Hester (16.1)	1970	60.6
2.	Pete Maravich (43.8)	Rich Hickman (13.2)	1967	54.5
3.	Pete Maravich (44.2)	Dave Ramsden (10.3)	1968	54.5
4.	Chris Jackson (30.2)	Ricky Blanton (20.3)	1989	50.5
5.	Bob Pettit (25.5)	Joe Dean (18.3)	1952	43.8
6.	Shaquille O'Neal (27.6)	Vernel Singleton (15.2)	1991	42.8
7.	Chris Jackson (27.8)	Stanley Roberts (14.1)	1990	41.9
8.	Bob Pettit (31.4)	Norman Magee (10.0)	1954	41.4
9.	Glenn Hansen (21.7)	Kenny Higgs (18.1)	1975	39.8
10.	Al Sanders (20.9)	Bill Newton (18.8)	1971	39.7
11.	Roger Sigler (25.1)	Dom Merle (13.6)	1956	38.7
12.	Shaquille O'Neal (24.1)	Vernel Singleton (14.3)	1992	38.4
13.	Bob Pettit (24.7)	Norman Magee (13.2)	1953	37.9
14.	Glenn Hansen (19.4)	Ed Palubinkas (18.4)	1974	37.8
15.	Marcus Thornton (21.1)	Tasmin Mitchell (16.3)	2009	37.4
16.	Bill Newton (18.9)	Al Sanders (18.3)	1972	37.2
17.	DeWayne Scales (19.4)	Al Green (17.7)	1979	37.1
18.	Ronnie Henderson (23.3)	Clarence Caesar (12.6)	1995	38.4
19.	Glen Davis (18.6)	Darrel Mitchell (16.8)	2006	35.4
20.	Marcus Thornton (19.6)	Anthony Randolph (15.6)	2008	35.2

Fastest LSU Players to 1,000 Career Points

Name	Class	Yrs.	Game No.	
1.	Pete Maravich	So.	1	23
2.	Chris Jackson	So.	2	33
3.	Bob Pettit	So.	2	40
4.	Glenn Hansen	Sr.	2	49
5.	Kenny Higgs	So.	2	50
6.	Ronnie Henderson	So.	2	51
T7.	Shaquille O'Neal	So.	2	52
T7.	Roger Sigler	Sr.	3	52
T7.	Marcus Thornton	Sr.	2	52
T10.	Rudy Macklin	Jr.	3	58
T10.	Dick Maile	Sr.	3	58
12.	DeWayne Scales	Jr.	3	61
13.	Glen Davis	So.	2	62
T14.	Al Sanders	Sr.	3	63
T14.	John Williams	So.	2	63
16.	Tremont Waters	So.	2	65
17.	Bill Newton	Sr.	3	67
18.	Joe Dean	Sr.	3	70
19.	Howard Carter	Jr.	3	74
20.	Ronald Dupree	Jr.	3	77
T21.	Tasmin Mitchell	Jr.	3	79
T21.	Derrick Taylor	Jr.	3	79

Miscellaneous Records

THE LAST TIME ...

Scoring

Less than 50 points	47 - vs. Wichita State (47-82), 11/23/17
90 or more points	92 - at Mississippi St. (92-88), 2/6/18
100 or more points	104 - vs. North Florida (104-52), 12/22/17

Opponents Scoring

Less than 50 points	47- by Charleston (71-47), 12/22/14
90 or more points	90 - by Arkansas (89-90), 2/2/19
100 or more points	105 - by Houston (98-105), 12/13/15

Field Goal Percentage

Shot 29 percent or less	28.1 - vs. Wichita St. (18-64), 11/23/16
Shot 50 percent or more	50.8 - vs. Vanderbilt (30-59), 3/9/19
Shot 60 percent or more	62.5 - vs. Vanderbilt (30-48), 2/20/18
Shot 70 percent or more	70.3 - vs. Centenary (45-64), 01/15/03

Opponents Field Goal Percentage

Shot 29 percent or less	28.1 - by Charleston (18-64), 12/22/14
Shot 50 percent or more	54.2 - by Miss. State (32-59), 2/6/18
Shot 60 percent or more	60.0 - by Georgia (27-45), 2/6/14

3 PT FG Percentage

Shot less than 10 pct	4.5 - vs. Miss. State (1-22), 3/8/17
Shot 50 percent or more	50.0 - vs. Vanderbilt (12-24), 3/9/19
Shot 60 percent or more	66.7 - vs. Alabama (10-15), 1/8/19

Opponents 3 PT FG Percentage

Shot less than 10 pct	6.3 - by UAB (1-16), 12/21/13
Shot 50 percent or more	54.2 - by Arkansas (13-24), 2/2/19
Shot 60 percent or more	71.4 - by Grambling (5-7), 12/1/18

Free Throw Percentage

Shot less than 50 pct.	46.7 - at Florida (7-5), 2/7/18
Shot 80 percent or more	85.7 - vs. Texas A&M (18-21), 2/26/19
Shot 90 percent or more	91.4 - vs. South Carolina(32-35), 1/19/19
Shot 100 percent	100.0 - vs. Texas A&M (13-13), 2/4/17

Rebounds

Had less than 20	19 - vs. Ole Miss, 01/22/11
Had 50 or more	50 - vs. North Florida, 12/22/17
Had 60 or more	64 - vs. Northwestern State, 11/16/13

Opponent Rebounds

Had Less than 20	17 - by Nicholls State, 12/17/08
Had 50 or more	50 - by Texas A&M, 1/23/18

Assists

Had less than 5	4 - vs. Texas A&M, 3/12/16
Had 15 or more	17 - vs. Vanderbilt, 3/9/19
Had 20 or more	26 -- vs. UNF, 12/22/17
Had 25 or more	26 -- vs. UNF, 12/22/17
Had 30 or more	33 - vs. Georgia State, 12/28/94

Opponent Assists

Had less than 5	4 - by SHS, 12/19/17
Had 15 or more	22 - by Michigan State, 3/29/19
Had 20 or more	22 - by Michigan State, 3/29/19
Had 25 or more	26 - at Kentucky, 3/5/16
Had 30 or more	33 - by Kentucky, 1/16/96

Blocks

Had 0	0 - vs. Michigan State, 3/29/19
Had 10 or more	10 - vs. Grambling, 12/1/18
Had 15 or more	16 - vs. Alcorn State, 11/20/08

Opponent Blocks

Had 0	0 - by Incarnate Word, 12/9/18
Had 10 or more	11 - by Texas A&M, 1/11/17

Steals

Had 0	0 - vs Georgia Tech, 3/17/90
Had 10 or more	10 - vs. Texas A&M, 2/26/19
Had 15 or more	15 - vs. UNF, 12/22/17

Opponent Steals

Had 0	0 - by Washington State, 12/27/08
Had 10 or more	11 - by Miss. State, 2/6/19
Had 15 or more	19 - by West Virginia, 12/4/14

Career Double Doubles

Shaquille O'Neal - 66
Durand "Rudy" Macklin - 50
Glen Davis - 45
Leonard Mitchell - 33
Tasmin Mitchell - 27
Jordan Mickey - 25
Johnny O'Bryant III 25
Ben Simmons - 22
Brandon Bass - 19
Pete Maravich - 17
Jarell Martin - 16
Kavell Bigby-Williams 10
Duop Reath -- 10

LSU Career Triple Doubles

SHAQUILLE O'NEAL - 6

LSU vs. BYU (3/19/92)	26 points, 13 rebounds, 11 blocks
LSU vs. Auburn (2/22/92)	30 points, 20 rebounds, 11 blocks
LSU at SC (2/19/92)	19 points, 14 rebounds, 11 blocks
LSU vs. Florida (1/26/91)	31 points, 21 rebounds, 10 blocks
LSU vs. LMU (2/3/90)	20 points, 24, rebounds, 12 blocks
LSU vs. Texas (2/2/90)	16 points, 19 rebounds, 10 blocks

TIM QUARTERMAN - 1

LSU vs. Ole Miss (2/28/15)	18 points, 10 rebounds, 10 assists
----------------------------	------------------------------------

PETE MARAVICH - 1

LSU vs. Miss. State (2/3/69)	33 points, 11 rebounds, 10 assists
------------------------------	------------------------------------

Maravich Center Records

Individual Records

POINTS

LSU:	53	by Shaquille O'Neal, vs. Arkansas State, 12/18/90
	50	by Chris Jackson, vs. Tennessee, 02/11/99
	49	by Chris Jackson, vs. Florida, 03/01/89
	48	by Chris Jackson, vs. Louisiana Tech, 12/06/88
	45	by Chris Jackson, vs. Georgia, 01/24/90
	43	by Ben Simmons, vs. North Florida, 12/2/15
	43	by Shaquille O'Neal, vs. Northern Arizona, 12/28/91
	40	by Ronnie Henderson, vs. Alabama, 2/11/95
	40	by Rudy Macklin, vs. Tennessee, 1/15/77
	38	by Tasmin Mitchell, vs. Auburn, 1/20/10
	38	by Kenny Higgs, vs. Tennessee, 3/1/75
Opp:	48	by Hank Gathers, Loyola Marymount, 02/03/90

FIELD GOALS MADE

LSU:	19	by Chris Jackson, vs. Florida, 03/01/89
	18	by Bill "Fig" Newton, vs. Georgetown, 01/06/72
	18	by Chris Jackson, vs. Louisiana Tech, 12/06/88
	18	by Chris Jackson, vs. Southern Miss, 11/19/89
	18	by Shaquille O'Neal, vs. Arkansas State, 12/18/90
	18	by Shaquille O'Neal, vs. Northern Arizona, 12/28/91
Opp:	20	by Hank Gathers, Loyola Marymount, 02/03/90

FIELD GOAL PERCENTAGE (MINIMUM 10 ATTEMPTS)

LSU:	1.000	by Stanley Roberts, 10-10, Loyola Marymount, 02/03/90;
	1.000	by Durand Macklin, 12-12, vs. Mississippi State, 01/05/80
Opp:	.909	by Ronnie Williams, Florida, 10-11, 01/02/82
		by Bob Guyette, Kentucky, 10-11, 01/05/74

THREE POINT FIELD GOALS MADE

LSU:	10	by Chris Jackson, vs. Tennessee, 02/10/90
	8	by Maurice Carter, vs. Arkansas, 01/02/99
	8	by Ronnie Henderson, vs. Kentucky, 02/15/94
Opp:	9	by Anderson Hunt, UNLV, 01/28/90

THREE POINT FG PERCENTAGE (MINIMUM 5 ATTEMPTS)

LSU:	1.000	by Tim Quarterman, 5-5, vs. Oklahoma, 1/30/16
	1.000	by Antonio Hudson, 6-6, vs. Louisiana-Lafayette, 11/21/04
	1.000	by Collis Temple, 5-5, vs. Nicholls State, 12/22/00
	1.000	by Darrel Mitchell, 5-5, vs. Auburn, 02/26/03
Opp:	1.000	by Eric Hester, 5-5, vs. Florida, 1/25/17
	1.000	by Sonny Weems, Arkansas, 5-5, 01/26/08

FREE THROWS MADE

LSU:	17	by Shaquille O'Neal, vs. Arkansas State, 12/18/90
Opp:	15	by Ernie Grunfeld, Tennessee, 01/15/77

FREE THROWS ATTEMPTED

LSU:	21	by Shaquille O'Neal, vs. Arkansas State, 12/18/90
Opp:	18	by Leon Douglas, Alabama, 02/17/75

FREE THROW PERCENTAGE (MIN. 10 MADE)

LSU:	1.000	by Eddie Palubinskas, 16-16, vs. Mississippi State, 03/01/73
Opp:	1.000	by Retin Obasohan, Alabama, 11-11, 2/17/16
	1.000	by Carlos Zuniga, Tulane, 10-10, 12/04/78
	1.000	by Sidney Moncrief, Arkansas, 10-10, 12/29/77
	1.000	by Joe Rogers, Villanova, 10-10, 12/28/76

REBOUNDS

LSU:	32	by Durand Macklin, vs. Tulane, 11/26/76
Opp:	23	by Larry Fry, Mississippi State, 01/16/75

ASSISTS

LSU:	19	by Kenny Higgs, vs. Georgia, 01/17/77
	18	by Randy Livingston, vs. George Mason, 12/03/94
	18	by Kenny Higgs, vs. Tennessee, 01/15/77
	17	by Kenny Higgs, vs. Mississippi State, 02/16/76
	16	by Kenny Higgs, vs. Vanderbilt, 02/28/76
OPP:	15	by Eddie Johnson, Auburn, 01/03/76

BLOCKED SHOTS

LSU:	12	by Shaquille O'Neal, vs. Loyola Marymount, 02/03/90
Opp:	7	by Jarvis Varnado, Mississippi State, 01/09/08

STEALS

LSU:	10	by Shawn Griggs, vs. Tennessee, 02/23/91
Opp:	9	by Mike Varos, Cal State Los Angeles, 12/08/89

Team Records

POINTS

LSU:	159	vs. Northern Arizona, 159-86, 12/28/91
	148	vs. Loyola Marymount, 148-141, 02/03/90
	128	vs. Tennessee Martin, 128-89, 12/20/88
	127	vs. George Mason, 127-104, 12/03/94
	123	vs. Nicholls State, 123-61, 12/30/91
Opp:	141	by Loyola Marymount, 148-141 (OT), 02/03/90
	129	by Kentucky, 97-129, 01/16/96
	127	by Illinois, 100-127, 12/22/88
	114	by Loyola Marymount, 122-114, 12/20/90
	113	by Tennessee, 119-113, 02/10/90

MOST POINTS IN FIRST HALF

LSU:	80	vs. North Arizona, 159-86, 12/28/91
	72	vs. Loyola Marymount, 148-141 (OT), 2/3/90
	70	vs. George Mason, 127-104, 12/3/94
	69	vs. Tennessee, 121-87, 1/9/78
	65	vs. Tennessee-Martin, 128-89, 12/20/88
Opp:	86	by Kentucky, 86-129, 1/16/96
	61	by Illinois, 100-127, 12/22/88
	58	by Tennessee, 102-108, 1/15/77
	58	by Loyola-Marymount, 148-141 (OT), 2/3/90
	58	by Florida, 71-106, 1/25/17

MOST POINTS IN SECOND HALF

LSU:	79	vs. North Arizona, 159-86, 12/28/91
	78	vs. Tennessee, 111-94, 1/8/90
	71	vs. North Florida, 119-108, 12/2/15
	70	vs. Tulane, 109-85, 12/4/78
	68	vs. Tulane, 119-81, 12/6/80
Opp:	76	by Loyola-Marymount, 148-141 (OT), 2/3/90
	67	by Tulane, 120-88, 12/7/77
	67	by Kentucky, 95-99, 2/15/94
	66	by Illinois, 100-127, 12/22/88
	63	by Southern, 109-100, 11/29/95

FEWEST POINTS IN FIRST HALF

LSU:	10	vs. Ole Miss, 58-45, 3/3/04
	14	vs. Kentucky, 55-81, 2/6/10
	15	vs. Miss. State, 54-64, 1/17/04
	16	vs. Tennessee, 54-59, 2/4/10
	18	vs. Alabama, 49-66, 1/9/10
Opp:	12	by Nicholls, 68-24, 11/22/02
	12	by Southern, 62-41, 12/27/10
	14	by Alabama, 67-52, 1/20/88
	15	by Grambling, 87-41, 12/13/08
	15	by Alabama, 67-58, 2/11/12
	15	by Charleston, 71-47, 12/22/14

Maravich Center Records

FEWEST POINTS IN SECOND HALF

LSU:	18	vs. Mississippi State, 47-49, 1/30/88
	19	vs. Ole Miss, 51-78, 1/22/11
	20	vs. Mississippi State, 39-61, 1/9/08
	20	vs. Utah, 59-61, 1/2/10
	20	vs. Arkansas, 65-60, 2/27/13
Opp:	10	by Nicholls, 71-35, 12/30/01
	11	by Grambling, 112-37, 11/20/99
	12	by Nicholls, 68-24, 11/22/02
	15	by Centenary, 78-36, 11/24/10
	17	four times

FIELD GOALS MADE

LSU:	61	vs. Loyola Marymount, 148-141 (OT), 2/3/90
	61	vs. Northern Arizona, 159-86, 12/28/91
	56	vs. Tennessee-Martin, 128-89, 12/20/88
	53	vs. Saint Peter's, 113-101, 12/27/74
	53	vs. Tennessee, 121-87, 1/978
Opp:	53	by Illinois, 100-127, 12/22/88
	52	by Loyola Marymount, 148-141 (OT), 2/3/90
	47	by Loyola Marymount, 122-114, 12/20/90
	47	by Kentucky, 97-129, 1/16/96
	44	by Auburn, 86-102, 1/3/76

FIELD GOAL ATTEMPTS

LSU:	105	vs. Montana State, 101-81, 12/27/76
	103	vs. Northern Arizona, 159-86, 12/28/91
	100	vs. Tennessee-Martin, 128-89, 12/20/88
	95	vs. Loyola Marymount, 148-141 (OT), 2/3/90
	92	twice
Opp:	116	by Loyola-Marymount, 148-141 (OT), 2/3/90
	96	by Kentucky, 107-88, 2/5/91
	92	by Troy State, 113-78, 12/6/94
	90	by Ole Miss, 100-75, 1/10/76
	90	by Tennessee, 111/94, 1/8/90

FIELD GOAL PERCENTAGE

LSU:	70.3	vs. Centenary, (45-64) 112-65, 1/15/03
	67.2	vs. Kentucky, (39-58) 107-88, 2/5/91
	66.7	vs. Ole Miss, (34-51) 86-68, 1/13/86
	65.8	vs. Tulane, (48-73) 119-81, 12/6/80
	65.3	vs. Miss. State, (32-49) 86-73, 2/21/83
Opp:	68.4	by Tulane, (26-38) 72-83, 3/12/82
	67.9	by Illinois, (53-78) 100-127, 12/22/88
	66.1	by Tennessee, (39-59) 102-108, 1/15/77
	65.0	by Auburn (39-60) 86-92, 2/26/86
	62.5	by Lamar (30-48) 64-70, 12/1/97

FREE THROWS MADE

LSU:	41	vs. Tulane, 95-85, 12/22/79
	38	vs. Miss. State, 94-82, 3/1/73
	38	vs. Florida, 85-81, 1/16/93
	37	vs. Vanderbilt, 94-79, 2/6/88
	37	vs. Georgia, 89-85, 1/26/16
Opp:	35	by Tulane, 109-85, 12/4/78
	34	by Houston, 91-100, 12/6/83
	32	by Kentucky, 80-96, 1/7/84
	31	by Tulane, 72-83, 3/12/82
	30	tive times

FREE THROW ATTEMPTS

LSU:	55	vs. Tulane, 95-85, 12/22/79
	55	vs. Georgia, 89-85, 1/26/16
	54	vs. Loyola (Chicago), 97-80, 12/6/82
	52	vs. Vanderbilt, 94-79, 2/6/88
	52	vs. Tennessee, 119-87, 2/23/91
Opp:	47	by Ole Miss, 93-70, 1/14/84
	46	by Tulane, 109-85, 12/4/78
	45	by Houston, 91-100, 12/6/83
	44	by Georgia State, 105-70, 12/28/94
	43	by Kentucky, 80-96, 1/7/84

FREE THROW PERCENTAGE (MIN. 10 ATTEMPTS)

LSU:	1.000	vs. Kentucky (17-17), 64-70, 2/29/2004
	1.000	vs. Texas A&M (13-13), 73-85, 2/4/17
	95.5	vs. Auburn (21-22), 79-72, 2/21/09
	95.0	vs. Samford (19-20), 105-86, 11/16/17
	93.5	vs. Ohio State, (29-31), 113-101 (2OT), 1/15/05
Opp:	1.000	by Alabmaa (18-18), 66-74, 1/13/18
	1.000	by Wofford (13-13), 91-69, 11/12/16
	1.000	by Centenary (10-10), 112-65, 1/15/03
	93.3	by North Texas (14-15), 55-75, 12/22/10
	92.6	by Arkansas (25-27), 88-74, 2/1/14

THREE POINT FIELD GOALS MADE

LSU:	17	vs. Vanderbilt, 89-96, 12/29/16
	16	vs. Auburn, 94-63, 2/26/03
	15	vs. Arkansas, 94-86, 2/3/18
	13	four times
Opp:	19	by North Florida, 119-108, 12/2/15
	19	by Florida, 71-106, 1/25/17
	19	by UNC Greensboro, 97-91, 11/9/18
	18	by Ohio State, 113-101 (2OT), 1/15/05
	17	by Kentucky, 94-81, 1/13/90

THREE POINT FG ATTEMPTED

LSU:	32	vs. Sam Houston State, 80-58, 12/19/17
	31	vs. Miss. State, 52-66, 1/26/94
	30	vs. Arkansas, 79-94, 3/2/96
	30	vs. Tennessee-Martin, 84-60, 11/29/17
	30	vs. Arkansas, 94-86, 2/3/18
Opp:	52	vs. Troy State, 113-78, 12/6/94
	46	vs. Kentucky, 94-81, 1/13/90
	45	vs. Loyola Marymount, 148-141 OT, 2/3/90
	44	vs. Kentucky, 74-53, 2/2/92
	40	vs. Kentucky, 107-88, 2/5/91

THREE POINT FIELD GOAL PERCENTAGE (MIN. 10 ATTEMPTS)

LSU:	66.7	vs. Alabama (10-15), 88-79, 1/8/19
	66.7	vs. Vanderbilt (10-15), 79-60, 2/12/03
	64.0	vs. Auburn (16-25), 94-63, 2/26/03
	63.6	vs. Marquette (7-11), 67-59, 12/19/11
	63.6	vs. Georgia (7-11), 81-52, 1/25/06
	63.6	vs. ULM (7-11), 96-65, 11/29/03
	63.6	vs. Nicholls (7-11), 91-74, 12/23/99
	63.6	vs. Auburn, (7-11), 70-73, 1/9/99
Opp:	66.7	by Arkansas (10-15), 52-68, 1/26/08
	61.5	by Illinois (8-13), 100-127, 12/22/88
	60.0	by Georgia (9-15), 61-69, 3/8/14
	60.0	by McNeese (9-15), 62-59, 12/22/08
	60.0	by Virginia (6-10), 52-57, 1/2/12
	60.0	by Miss. State (6-10), 79-82, 1/29/91

Individual Career Records

SCORING

1. Pete Maravich	1967-70	3667
2. Rudy Macklin	1976-81	2080
3. Tasmin Mitchell	2005-10	1989
4. Howard Carter	1979-83	1942
5. Shaquille O'Neal	1989-92	1941
6. Bob Pettit	1951-54	1916
7. Kenny Higgs	1974-78	1896
8. Chris Jackson	1988-90	1854
9. Ronald Dupree	1999-03	1726
10. Derrick Taylor	1981-82; 83-86	1590
11. Glen Davis	2004-07	1587
12. Darrel Mitchell	2002-06	1569
13. Ronnie Henderson	1993-96	1561
14. Vernel Singleton	1988-92	1513
15. Leonard Mitchell	1980-84	1508
16. Ricky Blanton	1984-86; 87-89	1501
17. Torris Bright	2000-03	1463
18. Nikita Wilson	1983-87	1384
19. Al Sanders	1969-72	1383
20. Andre Stringer	2010-14	1365

SCORING AVERAGE

1. Pete Maravich	1967-70	44.2
2. Chris Jackson	1988-90	29.0
3. Bob Pettit	1951-54	27.4
4. Shaquille O'Neal	1989-92	21.6
5. Glenn Hansen	1973-75	20.5
6. Marcus Thornton	2007-09	20.4
7. Ronnie Henderson	1993-96	20.3
8. Ben Simmons	2015-16	19.2
9. Roger Sigler	1954-57	19.1
10. Eddie Palubinskas	1972-74	18.5
11. Kenny Higgs	1978-78	17.9
12. Al Green	1978-79	17.6
13. Dick Maile	1962-65	17.4
14. Nelson Isley	1969-71	17.3
15. Rudy Macklin	1976-81	16.9
16. Glen Davis	2004-07	16.7
Al Sanders	1969-72	16.7
18. DeWayne Scales	1977-80	16.2
19. Bill Newton	1969-72	15.9
20. John Williams	1949-86	15.8

FIELD GOALS MADE

1. Pete Maravich	1967-70	1387
2. Rudy Macklin	1976-81	852
3. Howard Carter	1979-83	806
4. Shaquille O'Neal	1989-92	786
5. Tasmin Mitchell	2006-10	762
6. Bob Pettit	1951-54	721
7. Kenny Higgs	1974-78	687
8. Ronald Dupree	2000-03	665
9. Chris Jackson	1988-90	664
10. Leonard Mitchell	1980-84	630
11. Derrick Taylor	1981-82; 83-86	622
12. DeWayne Scales	1977-80	610
13. Ricky Blanton	1984-86; 87-89	581
14. Glen Davis	2004-07	566
15. Nikita Wilson	1983-87	563
16. Bill Newton	1969-72	558
17. Ronnie Hendson	1993-96	546
18. Vernel Singleton	1988-92	540
19. Al Sanders	1969-72	525
20. Clarence Cesar	1991-95	519

FIELD GOALS ATTEMPTED

1. Pete Maravich	1967-70	3,175
2. Tasmin Mitchell	2005-10	1,639
3. Howard Carter	1979-83	1,629
4. Kenny Higgs	1974-78	1,566

5. Rudy Macklin	1976-81	1431
6. Chris Jackson	1988-90	1401
7. Ronald Dupree	2000-03	1376
8. Derrick Taylor	1981-82; 83-86	1302
9. Shaquille O'Neal	1989-92	1289
Ronnie Henderson	1993-96	1289
11. Clarence Ceasar	1991-95	1286
12. Darrel Mitchell	2002-06	1222
13. Leonard Mitchell	1980-84	1202
14. DeWayne Scales	1977-80	1162
15. Glen Davis	2004-07	1142
16. Andre Stringer	2010-14	1122
17. Torris Bright	2000-03	1114
18. Maurice Carter	1995-99	1096
19. Ricky Blanton	1984-86; 87-89	1093
20. Antonio Hudson	2001-05	1048

FIELD GOAL PCT. (MIN. 250 ATT.)

1. Dave Ramsden (164-255)	1967-69	.643
2. Shaquille O'Neal (786-1289)	1989-92	.610
3. Tyrus Thomas (152-250)	2005-06	.608
4. Rudy Macklin (852-1431)	1976-81	.595
5. Al Sanders (525-897)	1969-72	.585
6. Stanley Roberts (200-347)	1989-90	.576
7. Jaime Lloreda (284-497)	2002-04	.571
8. Ben Simmons (216-386)	2015-16	.560
Stromile Swift (253-452)	1998-00	.560
Vernel Singleton (540-964)	1988-92	.560
11. Floyd Bailey (257-461)	1974-78	.557
12. Bill Newton (558-1025)	1969-72	.544
13. Nikita Wilson (563-1037)	1983-87	.543
14. Collis Temple, Jr. (317-586)	1971-74	.541
15. Brandon Bass (302-559)	2003-05	.540
16. Nelson Isley (196-368)	1969-71	.533
17. Jabari Smith (271-509)	1998-00	.532
Ricky Blanton (581-1093)	84-86; 87-89	.532
19. Darnell Lazare (237-446)	2003-07	.531
Misha Mutavdzic (156-294)	1994-96	.531

3 POINT FG MADE

1. Darrel Mitchell	2002-06	258
2. Andre Stringer	2010-14	242
3. Torris Bright	2000-03	237
4. Ronnie Henderson	1993-96	189
5. Clarence Ceasar	1991-95	175
6. Antonio Hudson	2001-05	174
7. Chris Jackson	1988-90	172
8. Collis Temple III	2000-03	171
9. Marcus Thornton	2007-09	168
10. Anthony Hickey	2011-14	166
11. Maurice Carter	1995-99	157
12. Bo Spencer	2007-10	141
13. Tremont Waters	2017-19	128
14. Skylar Mays	2016-active	123
15. Brian Beshara	1998-2001	122
16. Terry Martin	2006-09	119
17. Mike Hansen	1990-93	113
Garrett Temple	2005-09	113
19. Keith Hornsby	2014-16	111
Tasmin Mitchell	2005-10	111

3 POINT FG ATTEMPTS

1. Andre Stringer	2010-14	680
2. Darrel Mitchell	2002-06	651
3. Torris Bright	2000-03	605
4. Ronnie Henderson	1993-96	586
5. Clarence Ceasar	1991-95	527
6. Anthony Hickey	2011-14	503
7. Antonio Hudson	2001-05	477
8. Chris Jackson	1988-90	462
9. Collis Temple III	2000-03	460

10. Maurice Carter	1995-99	443
11. Marcus Thornton	2007-09	440
12. Bo Spencer	2007-10	426
13. Garrett Temple	2005-09	406
14. Tremont Waters	2017-19	376
15. Skylar Mays	2016-active	374
16. Terry Martin	2006-09	343
17. Brian Beshara	1998-01	328
18. Tasmin Mitchell	2005-10	322
19. Tim Quarterman	2013-16	316
20. Jalyn Patterson	2014-17	308

3 POINT FG PCT. (MIN. 75 ATTEMPTS)

1. Justin Anderson (45-92)	1991-92	.489
2. Anthony Wilson (95-224)	1986-87	.424
3. Ricky Blanton (46-112)	84-86; 87-89	.411
4. Keith Hornsby (111-277)	2014-16	.401
5. Mike Hansen (113-285)	1990-93	.396
Darrel Mitchell (258-651)	2002-06	.396
7. Torris Bright (237-605)	2000-03	.392
8. Landers Nolley (59-154)	1994-96	.383
Jamie Brandon (72-188)	1991-94	.383
10. Marcus Thornton (168-440)	2007-09	.382
11. Duop Reath (30-80)	2016-18	.375
12. Chris Jackson (172-462)	1988-90	.372
Brian Beshara (122-328)	1998-01	.372
Collis Temple III (171-460)	2000-03	.372
15. Antonio Hudson (174-477)	2001-05	.365
16. Paul Johnson (28-77)	1992-93	.364
17. Daryl Edwards (45-125)	2017-19	.360
Jermaine Williams (41-114)	1998-02	.360
19. Lyle Mouton (33-92)	1987-89	.359
20. Roman Rubchenko (54-151)	1992-96	.358

FREE THROWS MADE

1. Pete Maravich	1967-70	893
2. Kenny Higgs	1974-78	522
3. Bob Pettit	1951-54	474
4. Vernel Singleton	1988-92	432
5. Glen Davis	2004-07	429
6. Ethan Martin	1977-81	390
7. Rudy Macklin	1976-81	376
8. Roger Sigler	1954-57	372
9. Shaquille O'Neal	1989-92	369
10. Tasmin Mitchell	2005-10	354
Chris Jackson	1988-90	354
12. Derrick Taylor	1981-82; 83-86	346
13. Al Sanders	1969-72	333
14. Howard Carter	1979-83	330
15. Ronald Dupree	2000-03	329
16. Ricky Blanton	1984-86; 87-89	293
17. Darrel Mitchell	2002-06	289
18. Harry Heroman	1963-66	284
19. Andre Stringer	2010-14	281
20. Ronnie Henderson	1993-96	280

FREE THROW ATTEMPTS

1. Pete Maravich	1967-70	1152
2. Kenny Higgs	1974-78	683
3. Shaquille O'Neal	1989-92	642
4. Glen Davis	2004-07	618
5. Vernel Singleton	1988-92	610
6. Rudy Macklin	1976-81	556
7. Al Sanders	1969-72	540
8. Ethan Martin	1977-81	537
9. Ronald Dupree	2000-03	516
10. Tasmin Mitchell	2005-10	481
11. Derrick Taylor	1981-82; 83-86	432
12. Howard Carter	1979-83	418
13. Leonard Mitchell	1980-84	417
14. Johnny O'Bryant III	2011-14	415

Individual Single-Season Records

REBOUNDED AVERAGE (MIN. 20 GAMES)

1. Bob Pettit	1953-54	25g	17.28
2. Ned Clark	1954-55	24g	15.83
3. Al Sanders	1970-71	32g	14.81
4. Al Sanders	1969-70	25g	14.76
5. Shaquille O'Neal	1990-91	28g	14.68
6. Shaquille O'Neal	1991-92	30g	14.03
7. Bob Pettit	1952-53	21g	13.90
8. Roger Sigler	1954-55	20g	13.80
9. Bob Pettit	1951-52	24g	13.12
10. Maury Drummond	1960-61	24g	12.54
11. Al Sanders	1971-72	26g	12.50
12. Bill Newton	1970-71	26g	12.08
13. Shaquille O'Neal	1989-90	32g	12.03
14. Rudy Macklin	1976-77	26g	11.77
15. Ben Simmons	2015-16	33g	11.76
16. Jaime Lloreda	2003-04	22g	11.64
17. Lionel Green	1978-79	29g	11.07
18. Dick Maile	1962-63	24g	10.96
19. Dave Ramsden	1968-69	26g	10.81
20. Danny Hester	1969-70	32g	10.78

ASSISTS

1. Kenny Higgs	1976-77	239
2. Tremont Waters	2017-18	198
3. T. J. Pugh	1990-91	196
4. Pete Maravich	1969-70	192
Tremont Waters	2018-19	192
6. Ethan Martin	1980-81	190
7. Ethan Martin	1979-80	174
8. Kenny Higgs	1975-76	173
9. Darrel Mitchell	2005-06	160
10. Ben Simmons	2015-16	158
11. Ethan Martin	1978-79	156
12. Randy Livingston	1994-95	151
13. Torris Bright	2002-03	150
14. Derrick Taylor	1985-86	149
15. Ricky Blanton	1988-89	147
Torris Bright	1999-00	147
17. Garrett Temple	2006-07	138
18. Tack Minor	2004-05	137
19. Bernard Woodside	1987-88	136
20. Garrett Temple	2008-09	134

ASSIST AVERAGE (MIN. 20 GAMES)

1. Kenny Higgs	1976-77	27g	8.85
2. Kenny Higgs	1975-76	26g	6.65
Mike Darnell	1974-75	20g	6.65
4. T. J. Pugh	1990-91	30g	6.53
5. Pete Maravich	1969-70	31g	6.19
6. Tremont Waters	2017-18	33g	6.00
7. Tremont Waters	2018-19	33g	5.82
8. Ethan Martin	1980-81	34g	5.59
9. Ethan Martin	1979-80	32g	5.44
10. Ethan Martin	1978-79	29g	5.38
11. Tommy Hess	1971-72	24g	5.04
12. Tommy Hess	1970-71	26g	5.00
13. Pete Maravich	1968-69	26g	4.92
14. Kenny Higgs	1974-75	26g	4.81
15. Ben Simmons	2015-16	33g	4.79

ASSIST-TO RATIO (MIN. 20 GAMES)

1. Chris Bass	2008-09	28g	3.1
2. Anthony Hickey	2013-14	34	2.8
3. Jalyn Patterson	2014-15	31g	2.6
Chris Bass	2009-10	31g	2.6
5. Mike Hansen	1992-93	28g	2.4
6. T. J. Pugh	1991-92	28g	2.3
Tim Quarterman	2015-16	33g	2.3
T. J. Pugh	1990-91	30g	2.3
9. Paul Johnson	1992-93	33g	2.2
Xavier Whipple	2004-05	30g	2.2

BLOCKED SHOTS

1. Shaquille O'Neal	1991-92	157
2. Shaquille O'Neal	1990-91	140
3. Shaquille O'Neal	1989-90	115
4. Jordan Mickey	2014-15	113
5. Jordan Mickey	2013-14	106
6. Tyrus Thomas	2005-06	99
7. Stromile Swift	1999-00	95
Chris Johnson	2008-09	95
9. Anthony Randolph	2007-08	70
10. Kaveell Bigby-Williams	2018-19	67
11. Chris Johnson	2007-08	66
12. Jaime Lloreda	2002-03	61
Lionel Green	1978-79	61
14. Stanley Roberts	1989-90	60
15. Brandon Bass	2003-04	56

BLOCKED SHOT AVERAGE (MIN. 20 BLOCKS)

1. Shaquille O'Neal	1991-92	157	5.23
2. Shaquille O'Neal	1990-91	140	5.00
3. Jordan Mickey	2014-15	113	3.65
4. Shaquille O'Neal	1989-90	115	3.59
5. Jordan Mickey	2013-14	106	3.12
6. Tyrus Thomas	2005-06	99	3.09
7. Stromile Swift	1999-00	95	2.79
8. Chris Johnson	2008-09	95	2.71
9. Chris Johnson	2007-08	66	2.54
10. Anthony Randolph	2007-08	70	2.26
11. Stromile Swift	1998-99	35	2.19
12. Lionel Green	1978-79	61	2.10
13. Jaime Lloreda	2002-03	61	2.03
14. Brandon Bsss	2003-04	56	1.93
15. K. Bigby-Williams	2018-19	67	1.91

STEALS

1. Tremont Waters	2018-19	96
2. Darryl Joe	1986-87	93
3. Clarence Ceasar	1991-92	90
4. Anthony Hickey	2012-13	85
5. Derrick Taylor	1985-86	84
6. Ethan Martin	1980-81	83
7. Shawn Griggs	1990-91	81
Jerry Reynolds	1983-84	81
9. Darryl Joe	1987-88	80
Clarence Ceasar	1993-94	80
11. Jermaine Williams	2001-02	76
12. Clarence Ceasar	1992-93	74
13. Ethan Martin	1979-80	73
14. Darrel Mitchell	2005-06	70
Torris Bright	1999-00	70
16. Anthony Hickey	2011-12	69
17. Tremont Waters	2017-18	67
18. Oliver Brown	1986-87	66
Clarence Ceasar	1994-95	66
Skylar Mays	2018-19	66

STEALS AVERAGE (MIN. 25 STEALS)

1. Clarence Ceasar	1994-95	66	3.00
2. Clarence Ceasar	1993-94	80	2.96
3. Anthony Hickey	2012-13	85	2.93
4. Tremont Waters	2018-19	96	2.91
5. Clarence Ceasar	1991-92	90	2.90
6. Shawn Griggs	1990-91	81	2.79
Jerry Reynolds	1983-84	81	2.79
8. Darryl Joe	1987-88	80	2.67
9. Darryl Joe	1986-87	93	2.51
10. Randy Livingston	1994-95	40	2.50
11. Ethan Martin	1980-81	83	2.44
12. Clarence Ceasar	1992-93	74	2.31
13. Ethan Martin	1979-80	73	2.28
14. Ethan Martin	1977-78	59	2.27
15. Jermaine Williams	2001-02	76	2.24

MINUTES PLAYED

1. Derrick Taylor	1985-86	1342
2. Anthony Wilson	1986-87	1338
3. Darrel Mitchell	2005-06	1322
4. John Williams	1985-86	1277
5. Tasmin Mitchell	2005-06	1240
6. Ricky Blanton	1988-89	1231
7. Nikita Wilson	1986-87	1219
8. Howard Carter	1980-81	1209
9. Garrett Temple	2005-06	1207
10. Ronald Dupree	2001-02	1202
Chris Jackson	1989-90	1202
12. Chris Jackson	1988-89	1180
13. Keith Hornsby	2014-15	1172
14. Torris Bright	2001-02	1161
15. Jarell Martin	2014-15	1159
Skylar Mays	2018-19	1159
17. Tasmin Mitchell	2009-10	1157
18. Ben Simmons	2015-16	1151
19. Rudy Macklin	1980-81	1147
20. Glen Davis	2005-06	1144

SINGLE SEASON STARTS

1. Anthony Wilson	1986-87	38
Jose Vargas	1986-87	38
Oliver Brown	1986-87	38
Bernard Woodside	1986-87	38
Derrick Taylor	1985-86	38
Don Redden	1985-86	38
Anthony Wilson	1985-86	38
Ricky Blanton	1985-86	38
9. Darryl Joe	1986-87	37
Fess Irvin	1986-87	37
John Williams	1986-87	37
Jose Vargas	1986-87	37
Oliver Brown	1985-86	37

Individual Single-Game Records

SCORING

1.	Pete Maravich vs. Alabama	Feb. 7, 1970	69
2.	Pete Maravich vs. Tulane	Feb. 10, 1969	66
3.	Pete Maravich vs. Kentucky	Feb. 21, 1970	64
4.	Pete Maravich vs. Vanderbilt	Dec. 11, 1969	61
5.	Bob Pettit vs. Louisiana College	Dec. 7, 1953	60
6.	Pete Maravich vs. Alabama	Feb. 17, 1968	59
7.	Pete Maravich vs. Georgia	March 8, 1969	58
	Pete Maravich vs. Mississippi State	Dec. 22, 1967	58
9.	Bob Pettit vs. Georgia	Jan. 9, 1954	57
10.	Pete Maravich (6 times)		55
	Chris Jackson (1)		

FIELD GOALS MADE

1.	Pete Maravich vs. Alabama	Feb. 7, 1970	26
	Pete Maravich vs. Vanderbilt	Dec. 11, 1969	26
3.	Pete Maravich vs. Tulane	Feb. 10, 1969	25
4.	Pete Maravich vs. Alabama	Feb. 17, 1968	24
5.	Pete Maravich vs. Kentucky	Feb. 21, 1970	23
	Bob Pettit vs. Georgia	Jan. 9, 1954	23

FIELD GOALS ATTEMPTED

1.	Pete Maravich vs. Alabama	Feb. 7, 1970	57
	Pete Maravich vs. Vanderbilt	Jan. 29, 1969	57
3.	Pete Maravich vs. Vanderbilt	Dec. 11, 1969	54
4.	Pete Maravich vs. Kentucky	Feb. 22, 1969	53
5.	Pete Maravich vs. Alabama	Feb. 17, 1968	52

FIELD GOAL PERCENTAGE (MIN. 10 ATTEMPTS)

1.	Durand Macklin vs. Mississippi State (12-12)	Jan. 5, 1980	1.000
	Stanley Roberts vs. Loyola Marymount (10-10)	Feb. 3, 1990	1.000
	Bill Wilson vs. Georgia (10-10)	Jan. 4, 1964	1.000
4.	Brandon Bass vs. Louisiana-Lafayette (11-12)	Nov. 21, 2004	.917
	Nikita Wilson vs. Montana State (11-12)	Nov. 22, 1985	.917
	Durand Macklin vs. Ole Miss (11-12)	Jan. 28, 1977	.917
	Ray Lewis vs. Alabama (11-12)	Feb. 20, 1962	.917

3-POINT FIELD GOALS MADE

1.	Chris Jackson vs. Tennessee	Feb. 10, 1990	10
2.	Chris Jackson at Ole Miss	March 4, 1989	9
3.	Marcus Thornton at Auburn	Jan. 30, 2008	8
	Maurice Carter vs. Arkansas	Jan. 2, 1999	8
	Ronnie Henderson vs. Kentucky	Feb. 15, 1994	8
6.	Maurice Carter vs. Texas	Dec. 19, 1998	7
	Ronnie Henderson vs. Maryland-Baltimore County	Dec. 30, 1994	7
	Mike Hansen vs. Tennessee	Jan. 22, 1991	7
	Chris Jackson vs. Vanderbilt	Feb. 18, 1990	7
	Chris Jackson vs. Kentucky	Feb. 15, 1990	7
	Chris Jackson vs. Mississippi State	Jan. 4, 1990	7

3-POINT FIELD GOAL ATTEMPTS


1.	Chris Jackson vs. Tennessee	Feb. 10, 1990	20
	Chris Jackson at Ole Miss	March 4, 1989	20
3.	Chris Jackson vs. Kentucky	Feb. 15, 1990	17
4.	Marcus Thornton vs. Auburn	Jan. 16, 2008	16
5.	Marcus Thornton at Auburn	Jan. 30, 2008	15
	Maurice Carter vs. Arkansas	Jan. 2, 1999	15
	Ronnie Henderson vs. Alabama	Feb. 11, 1995	15
8.	Anthony Hickey, vs. Memphis	Nov. 29, 2013	14
	Anthony Hickey at Missouri	March 2, 2013	14
	Gene Nabors vs. Auburn	Jan. 21, 1996	14
	Ronnie Henderson vs. UCLA	Dec. 18, 1993	14

3-POINT FIELD GOAL PERCENTAGE (MINIMUM 5 ATTEMPTS)

1.	Tim Quarterman, vs. Oklahoma (5-5)	Jan. 30, 2016	1.000
	Collis Temple III vs. Nicholls State (5-5)	Dec. 22, 2000	1.000
	Torris Bright vs. Arizona (5-5)	Dec. 20, 2000	1.000
	Darrel Mitchell vs. Auburn (5-5)	Feb. 26, 2003	1.000
	Antonio Hudson vs. Louisiana-Lafayette (6-6)	Nov. 21, 2004	1.000
6.	Collis Temple III vs. Vanderbilt (6-7)	March 10, 2000	.857
7.	Darius Days, vs. Vanderbilt (5-6)	March 9, 2019	.833
	Bo Spencer vs. Arkansas (5-6)	Jan. 31, 2009	.833
	Torris Bright vs. Centenary (5-6)	Dec. 21, 1999	.833
	Ronnie Henderson vs. Texas (5-6)	Nov. 26, 1994	.833
	Anthony Wilson vs. Georgia (5-6)	March 7, 1987	.833
	Terry Martin vs. Louisiana Tech (5-6)	Dec. 23, 2006	.833
	Tasmin Mitchell vs. Louisiana-Monroe (5-6)	Nov. 19, 2006	.833

FREE THROWS MADE

1.	Pete Maravich vs. Oregon State	Dec. 22, 1969	30
2.	Pete Maravich vs. Florida	Feb. 12, 1969	22
3.	Kenny Higgs vs. Mississippi State	Jan. 2, 1978	18
4.	Shaquille O'Neal vs. Arkansas State	Dec. 18, 1990	17
5.	Ben Simmons, at Vanderbilt	Jan. 2, 2016	16
	Chris Jackson vs. Florida	Dec. 10, 1988	16
	Eddie Palubinskas vs. Mississippi State	March 1, 1973	16
	Bob Pettit vs. Louisiana College	Dec. 1, 1954	16



Durand "Rudy" Macklin

FREE THROW ATTEMPTS

1.	Pete Maravich vs. Oregon State	Dec. 22, 1969	31
2.	Pete Maravich vs. Florida	Feb. 12, 1969	27
3.	Shaquille O'Neal vs. Arkansas State	Dec. 18, 1990	21
4.	Kenny Higgs vs. Mississippi State	Jan. 2, 1978	20
5.	Ben Simmons, vs. Alabama	Feb. 17, 2016	19
	Tim Quarterman, vs. Georgia	Jan. 26, 2016	19
	Ben Simmons, at Vanderbilt	Jan. 2, 2016	19
8.	Jarell Martin, vs. Auburn	March 13, 2015	18
	Tasmin Mitchell, at Mississippi State	Feb. 11, 2009	18
	Jerry Reynolds vs. Tennessee	Feb. 6, 1984	18
	Glen Davis, vs. Louisiana Tech	Dec. 23, 2006	18

FREE THROW PERCENTAGE (MINIMUM 15 ATTEMPTS)

1.	Eddie Palubinskas vs. Mississippi State (16-16)	March 1, 1973	1.000
2.	Pete Maravich vs. Oregon State (30-31)	Dec. 22, 1969	.968
3.	Chris Jackson vs. Florida (16-17)	Dec. 10, 1988	.941
4.	Anthony Wilson vs. Georgia (14-15)	March 7, 1987	.933
5.	Chris Jackson vs. Tennessee (13-15)	Feb. 10, 1989	.866
	Ricky Blanton vs. Ole Miss (13-15)	Feb. 10, 1988	.866

REBOUNDS

1.	Durand Macklin vs. Tulane	Nov. 26, 1976	32
2.	Al Sanders vs. Mississippi State	Feb. 7, 1972	26
	Al Sanders vs. Mississippi State	Feb. 1, 1971	26
4.	Danny Hester vs. Ole Miss	Jan. 31, 1970	25
	Al Sanders vs. Florida	Dec. 18, 1970	25
	Bob Pettit vs. Holy Cross	Dec. 29, 1953	25

ASSISTS

1.	Kenny Higgs vs. Georgia	Jan. 17, 1977	19
2.	Randy Livingston vs. George Mason	Dec. 3, 1994	18
	Kenny Higgs vs. Tennessee	Jan. 15, 1977	18
4.	Kenny Higgs vs. Mississippi State	Feb. 16, 1976	17
5.	Ethan Martin vs. Tulane	Dec. 6, 1980	16
	Kenny Higgs vs. Vanderbilt	Feb. 28, 1976	16

BLOCKED SHOTS

1.	Shaquille O'Neal vs. Loyola Marymount	Feb. 3, 1990	12
2.	Stromile Swift vs. Alabama	Feb. 10, 1999	11
	Shaquille O'Neal vs. BYU	March 19, 1992	11
	Shaquille O'Neal vs. Auburn	Feb. 22, 1992	11
	Shaquille O'Neal vs. South Carolina	Feb. 18, 1992	11
6.	Shaquille O'Neal vs. Florida	Jan. 26, 1991	10
	Shaquille O'Neal vs. Texas	Jan. 3, 1990	10

STEALS

1.	Shawn Griggs, vs. Tennessee	Feb. 23, 1991	10
2.	Tremont Waters, vs. ULM	Dec. 28, 2018	8
	Tremont Waters, vs. Texas A&M	Jan. 23, 2018	8
	Anthony Hickey vs. Texas A&M	Jan. 23, 2013	8
	Clarence Ceasar, vs. Auburn	Jan. 8, 1994	8
	Shawn Griggs, vs. Loyola Marymount	Dec. 20, 1990	8
	Shawn Griggs, vs. Arizona	Dec. 8, 1990	8
	Derrick Taylor, vs. Hawaii-Loa	Dec. 2, 1985	8

Team Single-Game Records

MOST POINTS SCORED

1.	159 — Northern Arizona (159-86)	Dec. 28, 1991
2.	148 — vs. Loyola Marymount (148-141)	Feb. 3, 1990
3.	128 — vs. Louisiana College (128-74)	Dec. 7, 1953
3.	128 -- vs. Tennessee Martin (128-89)	Dec. 20, 1988
5.	127 — vs. Tulane (127-114)	Feb. 9, 1970

HIGHEST VICTORY MARGIN

1.	94 — LSU 124, Southwestern (TN) 33	Dec. 8, 1952
2.	75 — LSU 112, Grambling State 37	Nov. 20, 1999
3.	73 — LSU 159, Northern Arizona 86	Dec. 28, 1991
4.	62 — LSU 123, Nicholls State 61	Dec. 30, 1991
5.	60 — LSU 80, Sewanee 20	Jan. 5, 1934
6.	56 — LSU 69, Louisiana-Lafayette 13	Dec. 1915
	56 — LSU 66, Millsaps 10	Feb. 6, 1918

OPPONENT MOST POINTS SCORED

1.	130 — by Florida State (FSU 130-100)	Dec. 16, 1967
2.	141 — by Loyola Marymount (LSU 148-141)	Feb. 3, 1990
3.	129 — by Kentucky (UK 129-97)	Jan. 16, 1996
4.	127 — by Kentucky (UK 127-80)	March 4, 1995
5.	121 — by Kentucky (UK 121-95)	Jan. 27, 1968
	121 — by Kentucky (UK 121-105)	Feb. 21, 1970

OPPONENTS MARGIN OF VICTORY

1.	49 — UCLA 133, LSU 84	Dec. 23, 1969
2.	47 — Kentucky 127, LSU 80	March 4, 1995
3.	46 — Vanderbilt 106, LSU 60	March 8, 1965
4.	44 — Oklahoma State 111, LSU 67	Dec. 20, 1994
5.	41 — Auburn 101, LSU 60	Feb. 13, 1965
6.	40 — Florida 102, LSU 62	Jan. 4, 1965
	40 — St. John's 102, LSU 62	Dec. 29, 1965

MOST FIELD GOALS MADE

1.	61 — vs. Northern Arizona	Dec. 28 1991
1.	61 — vs. Loyola Marymount	Feb. 3, 1990
3.	48 — vs. Loyola Marymount	Dec. 20, 1990
4.	47 — vs. McNeese State	Jan. 20, 1992
	47 — vs. Southeastern Louisiana	Nov. 26, 1990
	47 — vs. Nicholls State	Dec. 29, 1990

MOST THREE-POINT FIELD GOALS MADE

1.	17 -- vs. Vanderbilt	Dec. 29, 2016
	17 — vs. Tennessee	March 1, 2003
3.	16 — vs. Auburn	Feb. 26, 2003
4.	15 -- vs. Arkansas	Feb. 3, 2018
5.	13 -- at Florida	March 1, 2014
	13 -- vs. Grambling State	Dec. 13, 2008
	13 — vs. Chaminade	Nov. 20, 2007
	13 — vs. Texas A&M	Nov. 30, 2002
	13 — vs. Northwestern State	Dec. 2, 2001
	13 — vs. Maryland Baltimore County	Dec. 30, 1994
	13 — vs. Ole Miss	March 10, 1989

MOST FREE THROWS MADE

1.	41 — vs. Tulane	Dec. 22, 1979
2.	38 — vs. Florida	Jan. 16, 1993
3.	37 -- vs. Georgia	Jan. 26, 2016
	37 — vs. Vanderbilt	Feb. 6, 1988
5.	36 — vs. Tennessee	Feb. 23, 1991
6.	33 — vs. Ole Miss	Jan. 14, 1984
	33 — vs. Loyola (Chicago)	Dec. 6, 1982
8.	32 -- vs. Arkansas	Feb. 2, 2019
	32 -- vs. South Carolina	Jan. 19, 2019
	32 -- vs. Northwestern State	Nov. 12, 2010
	32 — vs. Texas A&M	Dec. 8, 1982
	32 — vs. Arkansas	Jan. 11, 1992

MOST REBOUNDS

1.	80 — vs. Montana State	Dec. 27, 1976
2.	65 — vs. Loyola Marymount	Feb. 3, 1990
3.	63 — vs. Nicholls State	Dec. 30, 1991
4.	62 — vs. Hawaii Pacific	Nov. 27, 1982
5.	61 — vs. Northern Arizona	Dec. 28, 1991
6.	60 — vs. McNeese State	Dec. 20, 1992
	60 — vs. Troy	Dec. 6, 1994
	60 — vs. Troy	Dec. 22, 1999

ASSISTS

1.	38 — vs. George Mason	Dec. 3, 1994
2.	33 — vs. Loyola Marymount	Feb. 3, 1990
	33 — vs. Georgia State	Dec. 28, 1994
4.	30 — vs. Southern	Nov. 29, 1995
	30 — vs. Texas A&M Corpus Christi	Dec. 14, 2002
6.	29 -- vs. Samford	Nov. 16, 2017
	29 — vs. Northern Arizona	Dec. 28, 1991
	29 — vs. Troy	Dec. 6, 1994
	29 — vs. Grambling State	Nov. 28, 1999

STEALS

1.	23 — vs. Tennessee	Feb. 23, 1991
2.	20 — vs. Southeastern Louisiana	Nov. 26, 1990
	20 — vs. Nicholls State	Dec. 29, 1990
4.	19 -- vs. Texas A&M	Jan. 23, 2013
5.	18 — vs. Marist	Nov. 25, 1988
	18 — vs. Central Connecticut State	Jan. 19, 1993
7.	17 — vs. Auburn	Jan. 9, 1993
	17 — vs. Cornell	Dec. 30, 1995
	17 — vs. Loyola Marymount	Dec. 20, 1990

BLOCKS

1.	16 — vs. Texas	Jan. 2, 1990
	16 -- vs. Alcorn State	Nov. 20, 2008
3.	14 — vs. Alabama	March 5, 2008
	14 — vs. Georgia	Jan. 25, 2006
	14 — vs. Loyola Marymount	Feb. 3, 1990
6.	13 -- vs. South Carolina	Jan. 28, 2015
	13 -- vs. Houston Baptist	Dec. 28, 2012
	13 — vs. Tennessee	Jan. 14, 2006
	13 — vs. Louisiana-Lafayette	Nov. 21, 2004
	13 — vs. Texas A&M Corpus Christi	Dec. 14, 2002
	13 — vs. Auburn	March 1, 1980
	13 — vs. Georgia	Jan. 7, 1991

Opponent Team, Individual Season Records

POINTS

1. 2861	1988-89
2. 2860	1969-70
3. 2679	1985-86
4. 2658	1986-87
5. 2620	1989-90
6. 2572	2016-17
7. 2558	2018-19
8. 2543	2015-16
9. 2463	2017-18
10. 2449	1980-81

FIELD GOALS MADE

1. 1117	1969-70
2. 1113	1985-86
3. 1096	1988-89
4. 973	1986-87
5. 971	1980-81
6. 919	1992-93
7. 918	2013-14
8. 915	2015-16
9. 903	1990-91
10. 901	1989-90

FIELD GOALS ATTEMPTED

1. 2497	1969-70
2. 2263	1988-89
3. 2257	1985-86
4. 2240	1986-87
5. 2222	1989-90
6. 2137	2005-06
7. 2129	1990-91

FIELD GOAL PERCENTAGE

1. .511	1981-82
2. .493	1985-86
3. .492	1966-67
4. .489	1993-94
5. .484	1974-75
.484	1988-89
7. .472	2016-17
.472	1984-85
9. .471	1983-84
.471	1980-81

FREE THROWS MADE

1. 626	1969-70
2. 603	1956-57
3. 569	1986-87
4. 565	1955-56
5. 561	1989-90
6. 545	2013-14
7. 533	1983-84
8. 529	1994-95

FREE THROW ATTEMPTS

1. 928	1969-70
2. 881	1955-56

3. 863	1956-57
4. 800	1989-90
5. 789	1954-55
6. 784	1994-95
7. 778	2013-14
8. 758	1995-96
9. 747	1983-84

FREE THROW PERCENTAGE

1. .744	1962-63
2. .737	1984-85
3. .733	1986-87
4. .729	1974-75
5. .725	1970-71
6. .719	1980-81
7. .718	2016-17
8. .714	1983-84

3-POINT FG MADE

1. 281	2018-19
2. 277	2017-18
277	2016-17
4. 262	2015-16
5. 257	1989-90
6. 233	2005-06
233	1999-00
8. 226	2001-02
226	1994-95
10. 225	2004-05

3-POINT FG ATTEMPTS

1. 833	2018-19
2. 785	2017-18
3. 749	2015-16
4. 745	1999-00
5. 734	1989-90
6. 724	2016-17
7. 684	2001-02
8. 677	2005-06
9. 646	1995-96
10. 629	1994-95

3-POINT FG PERCENTAGE

1. .390	1986-87
2. .383	2016-17
3. .379	2004-05
4. .369	2000-01
5. .365	1996-97
6. .361	1988-89
7. .358	2013-14
8. .354	2002-03
.354	1990-91
10. .353	2017-18

REBOUNDS

1. 1485	1969-70
2. 1417	1986-87
3. 1346	1967-68
4. 1344	1988-89
5. 1332	1965-66

REBOUND AVERAGE

1. 52.5	1955-56
2. 52.2	1957-58
2. 52.2	1956-57
4. 51.7	1967-68
5. 51.2	1965-66

PERSONAL FOULS

1. 848	1980-81
2. 780	1986-87
3. 764	1979-80
4. 743	1999-00
5. 710	1985-86

ASSISTS

1. 560	1985-86
2. 545	1988-89
3. 530	1992-93
4. 499	1974-75
5. 491	1993-94

BLOCKED SHOTS

1. 158	1992-93
2. 150	2005-06
3. 133	2010-11
4. 132	2011-12
5. 129	2012-13
6. 126	2013-14
7. 123	2014-15
8. 119	1997-98
119	1993-94
119	1985-86

STEALS

1. 301	1996-97
2. 290	1998-99
3. 274	1989-90
4. 269	1994-95
5. 265	1999-00

SCORING AVERAGE

1. 89.7	1974-75
2. 89.4	1988-89
2. 89.4	1969-70
4. 87.5	1968-69
5. 86.1	1967-68
6. 83.0	2016-17
7. 81.9	1989-90
8. 81.2	1994-95
9. 81.3	1993-94

Opponent single game records

POINTS

1. Johnny Neumann, Ole Miss	Jan. 30, 1971	63
2. Gerald Glass, Ole Miss	March 4, 1989	53
3. Dan Issel, Kentucky	Feb. 21, 1970	51
4. Bob Burrow, Kentucky	Jan. 14, 1956	50
5. Ron Widby, Tennessee	1967	50

FIELD GOALS MADE

1. Johnny Neumann, Ole Miss	Jan. 30, 1971	26
2. Gerald Glass, Ole Miss	March 4, 1989	20
3. Hank Gathers, Loyola Marymount	Feb. 3, 1990	20

FIELD GOALS ATTEMPTS

1. Johnny Neumann, Ole Miss	Jan. 30, 1971	40
2. Gerald Glass, Ole Miss	March 3, 1990	37
3. Gerald Glass, Ole Miss	March 4, 1989	36

FREE THROWS MADE

1. Neal Walk, Florida	Feb. 10, 1968	18
2. Carlos Clark, Ole Miss	Jan. 15, 1983	17
3. Anthony Rosser, U.S. International	Jan. 16, 1984	16
Andrew Rowsey, Marquette	Nov. 11, 2017	16

FREE THROW ATTEMPTS

1. Neal Walk, Florida	Feb. 10, 1968	21
1. Carlos Clark, Ole Miss	Feb. 15, 1983	21
3. Anthony Rosser, U.S. International	Jan. 16, 1984	20

FREE THROW PERCENTAGE (MIN. 15 ATTEMPTS)

1. Andrew Rowsey, Marquette	Nov. 22, 2018	1.000 (16-16)
2. Reggie Johnson, Tennessee	Feb. 5, 1978	.933 (14-15)
3. Earvin Johnson, Mich. St.	March 16, 1979	.933 (14-15)

THREE-POINT FIELD GOALS MADE

1. Anderson Hunt, UNLV	Jan. 28, 1990	9
Scott Draud, Vanderbilt	Feb. 18, 1990	9
Lee Mayberry, Arkansas	March 4, 1992	9
4. Seven times		8

THREE-POINT FIELD GOAL ATTEMPTS

1. Chris Walker, Villanova	March 15, 1990	20
2. Damon Wordlaw, McNeese	Nov. 29, 1994	18
3. Scott Draud, Vanderbilt	Feb. 2, 1991	17
Danny Basile, Marist	Dec. 25, 1995	17

THREE-POINT FIELD GOAL PERCENTAGE (MIN. 5 ATTEMPTS)

1. Eric Hester, Florida	Jan. 25, 2017	1.000 (5-5)
Jordan McRae, Tennessee	Feb. 19, 2013	1.000 (6-6)
Dawid Przbyszeski, Vanderbilt	Feb. 21, 2004	1.000 (5-5)
Ezra Williams, Georgia	Jan. 5, 2003	1.000 (7-7)
Troy Gaines, Auburn	Feb. 26, 2003	1.000 (5-5)
Andrew Moten, Florida	Jan. 21, 1987	1.000 (5-5)

REBOUNDS

1. Bailey Howell, Mississippi St.	1957	34
2. Bob Lienhard, Georgia	1969	29
Dan Issel, Kentucky	Feb. 22, 1969	29

ASSISTS

1. Eddie Johnson, Auburn	Jan. 3, 1976	15
2. Tyler Ulis, Kentucky	March 5, 2016	14
Kareem Reid, Arkansas	March 2, 1996	14
Terrell Lowery, Loyola-Marymount	Dec. 20, 1990	14
Bobby Hurley, Duke	Feb. 10, 1991	14

BLOCKED SHOTS

1. Roy Rogers, Alabama	Feb. 17, 1996	10
2. Andre Riddick, Kentucky	March 14, 1993	9
3. Charles Barkley, Auburn	1984	8


STEALS

1. Mike Varos, Cal State Los Angeles	Dec. 8, 1989	9
2. Pointer Williams, McNeese State	Dec. 1, 1995	8
3. Six times		7

Records by Class



Kenny Higgs



Chris Jackson

GAMES

Fr.	Tasmin Mitchell (36), 2005-06
	Garrett Temple (36), 2005-06
	Ben Voogd (36), 2005-06
	Johnny Jones (36), 1980-81
	Leonard Mitchell (36), 1980-81
So.	Fess Irvin (37), 1986-87
Jr.	Bernard Woodside (39), 1986-87
Sr.	Oliver Brown (38), 1986-87
	Anthony Wilson (38), 1986-87

FIELD GOAL ATTEMPTS

Fr.	Chris Jackson (739), 1988-89
So.	Pete Maravich (1022), 1967-68
Jr.	Pete Maravich (976), 1968-69
Sr.	Pete Maravich (1168), 1969-70

FIELD GOALS MADE

Fr.	Chris Jackson (359), 1988-89
So.	Pete Maravich (432), 1967-68
Jr.	Pete Maravich (433), 1968-69
Sr.	Pete Maravich (522), 1969-70

FIELD GOAL PERCENTAGE

Fr.	Emmitt Williams (.614), 2018-19
So.	Rudy Macklin (.622), 1977-78
Jr.	Ralph Jukkola (.638), 1967-68
Sr.	Dave Ramsden (.675), 1968-69

3-POINT FIELD GOALS MADE

Fr.	Chris Jackson (84), 1988-89
So.	Chris Jackson (88), 1989-90
Jr.	Marcus Thornton (90), 2007-08
Sr.	Anthony Wilson (95), 1986-87

3-POINT FIELD GOAL PERCENTAGE

Fr.	Fess Irvin (.463), 1986-87
So.	Jamie Brandon (.509), 1992-93
Jr.	Landers Nolley (.421), 1994-95
Sr.	Justin Anderson (.489), 1991-92

FREE THROW ATTEMPTS

Fr.	Ben Simmons (297), 2015-16
So.	Pete Maravich (338), 1967-68
Jr.	Pete Maravich (378), 1968-69
Sr.	Pete Maravich (436), 1969-70

FREE THROWS MADE

Fr.	Ben Simmons (199), 2015-16
So.	Pete Maravich (274), 1967-68
Jr.	Pete Maravich (282), 1968-69
Sr.	Pete Maravich (337), 1969-70

FREE THROW PERCENTAGE

Fr.	Jordy Hultberg (.867), 1976-77
So.	Chris Jackson (.909), 1989-90
Jr.	Kenny Drost (.902), 1965-66
Sr.	Derrick Taylor (.880), 1985-86

REBOUNDS

Fr.	Ben Simmons (368), 2015-16
So.	Al Sanders (474), 1969-70
Jr.	Shaquille O'Neal (421), 1991-92
Sr.	Bob Pettit (432), 1953-54

REBOUND AVERAGE

Fr.	Ben Simmons (11.8), 2015-16
	Rudy Macklin (11.8), 1976-77
So.	Al Sanders (14.8), 1969-70
Jr.	Al Sanders (14.8), 1970-71
Sr.	Bob Pettit (17.3), 1953-54

ASSISTS

Fr.	Tremont Waters (198), 2017-18
So.	Tremont Waters (192), 2018-19
Jr.	Kenny Higgs (239), 1976-77
Sr.	Pete Maravich (192), 1969-70

STEALS

Fr.	Clarence Ceasar (90), 1991-92
So.	Tremont Waters (96), 2018-19
Jr.	Darryl Joe (93), 1986-87
Sr.	Derrick Taylor (86), 1985-86

POINTS

Fr.	Chris Jackson (965), 1988-89
So.	Pete Maravich (1138), 1967-68
Jr.	Pete Maravich (1148), 1968-69
Sr.	Pete Maravich (1381), 1969-70

SCORING AVERAGE

Fr.	Chris Jackson (30.2), 1988-89
So.	Pete Maravich (43.8), 1967-68
Jr.	Pete Maravich (44.2), 1968-69
Sr.	Pete Maravich (44.5), 1969-70

BLOCKED SHOTS

Fr.	Shaquille O'Neal (115), 1989-90
So.	Shaquille O'Neal (140), 1990-91
Jr.	Shaquille O'Neal (157), 1991-92
Sr.	Chris Johnson (95), 2008-09

MOST SINGLE GAME PTS (SINCE 1967)

Fr.	Chris Jackson (55), vs. Ole Miss, 3-4-89
	Chris Jackson (53), vs. Florida, 2-10-88
	Chris Jackson (48), vs. Florida, 3-1-89
	Chris Jackson (48), vs. La. Tech, 12-6-88
	Ben Simmons (43), vs. N. Florida, 12-2-15
So.	Pete Maravich (59), vs. Alabama, 2-17-68
	Pete Maravich (58), vs. Miss. St., 12-22-67
	Pete Maravich (55), vs. Tulane, 2-21-68
	Pete Maravich (55), vs. Auburn, 1-3-68
Jr.	Pete Maravich (66), vs. Tulane, 2-10-69
	Pete Maravich (58), vs. Georgia, 3-8-69
	Pete Maravich (55), vs. Miss. St., 3-3-69
	Pete Maravich (55), vs. Tulane, 12-14-68
Sr.	Pete Maravich (69), vs. Alabama, 2-7-70
	Pete Maravich (64), vs. Kentucky, 2-21-70
	Pete Maravich (61), vs. Vandy, 12-11-69

(Note: Bob Pettit in 1953-54 had games of 60 vs. La. College and 57 vs. Georgia.)

Yearly Leaders

1988	Jose Vargas	30	31	1.0
1989	Wayne Sims	32	41	1.3
1990	Shaquille O'Neal	32	115	3.6
1991	Shaquille O'Neal	28	140	5.0
1992	Shaquille O'Neal	30	157	5.2
1993	Geert Hammink	32	30	0.9
1994	Glover Jackson	23	15	0.7
1995	Misha Mutavdzic	26	24	0.9
1996	Roman Rubchenko	29	18	0.6
1997	Bob Hall	23	23	1.0
1998	Cedric Carter	27	16	0.6
1999	Stromile Swift	16	35	2.2
2000	Stromile Swift	34	95	2.8
2001	Ronald Dupree	29	17	0.6
2002	Ronald Dupree	34	22	0.6
2003	Jaime Lloreda	30	61	2.0
2004	Brandon Bass	29	56	1.9
2005	Brandon Bass	30	48	1.6
2006	Tyrus Thomas	32	99	3.1
2007	Garrett Temple	32	34	1.1
2008	Chris Johnson	25	66	2.6
2009	Chris Johnson	35	95	2.7
2010	Storm Warren	31	44	1.4
2011	Malcom White	32	36	1.1
2011	Storm Warren	29	34	1.17
2012	Justin Hamilton	33	43	1.3
2013	Andrew Del Piero	31	34	1.1
2014	Jordan Mickey	34	106	3.1
2015	Jordan Mickey	33	113	3.6
2016	Ben Simmons	33	27	0.8
2017	Duop Reath	31	46	1.5
2018	Duop Reath	33	32	0.9
2019	Kavell Bigby-Williams	35	67	1.9

STEAL LEADERS

YEAR	PLAYER	GMS.	STLS.	AVG.
1979	Ethan Martin	29	64	2.2
1980	Ethan Martin	32	73	2.2
1981	Ethan Martin	34	83	2.4
1982	Derrick Taylor	28	51	1.8
1983	Jerry Reynolds	32	65	2.0
1984	Jerry Reynolds	29	81	2.8
1985	Jerry Reynolds	29	48	1.6
1986	Derrick Taylor	38	84	2.2
1987	Darryl Joe	37	93	2.5
1988	Darryl Joe	30	80	2.7
1989	Chris Jackson	32	57	1.7
1990	Maurice Williamson	31	55	1.8
1991	Shawn Griggs	29	81	2.8
1992	Clarence Ceasar	31	90	2.9
1993	Clarence Ceasar	32	74	2.3
1994	Clarence Ceasar	27	80	3.0
1995	Clarence Ceasar	22	66	3.0
1996	Ronnie Henderson	23	40	1.7
1997	Gene Nabors	30	39	1.3
1998	DeJuan Collins	23	34	1.5
1999	Jabari Smith	27	32	1.2
2000	Stromile Swift	34	70	2.1
2001	Torris Bright	29	57	2.0
2002	Jermaine Williams	34	76	2.2
2003	Torris Bright	32	59	1.8
2004	Darrel Mitchell	29	50	1.7
2005	Darrel Mitchell	30	54	1.8
2006	Darrel Mitchell	36	70	1.9
2008	Marcus Thornton	31	43	1.4
2009	Garrett Temple	35	60	1.7
2010	Tasmin Mitchell	31	41	1.3
2011	Storm Warren	29	38	1.3
2012	Anthony Hickey	33	69	2.1
2013	Anthony Hickey	29	85	2.9
2014	Anthony Hickey	34	62	1.8
2015	Tim Quarterman	33	47	1.4
2016	Ben Simmons	33	65	1.9
2017	Skylar Mays	31	40	1.3
2018	Tremont Waters	33	67	2.0
2019	Tremont Waters	33	96	2.9

FIELD GOALS MADE

YEAR	PLAYERS	FG.
1952	Bob Pettit	247
1953	Bob Pettit	193
1954	Bob Pettit	281

1955	Roger Sigler	125
1956	Roger Sigler	175
1957	Roger Sigler	174
1958	Dom Merle	129
1959	Jim Crisco	118
1960	Dick Davies	91
1961	George Nattin	165
1962	George Nattin	122
1963	George Nattin	125
1964	Dick Maile	214
1965	Dick Maile	168
1966	Harry Heroman	166
1967	Kenny Drost	168
1968	Pete Maravich	432
1969	Pete Maravich	433
1970	Pete Maravich	522
1971	Al Sanders	209
1972	Bill Newton	210
1973	Ed Palubinskas	155
1974	Glenn Hansen	202
1975	Glenn Hansen	225
1976	Kenny Higgs	216
1977	Durand Macklin	161
1978	Durand Macklin	217
1979	DeWayne Scales	227
1980	Durand Macklin	232
1981	Howard Carter	233
1982	Howard Carter	199
1983	Howard Carter	234
1984	Jerry Reynolds	162
1985	Nikita Wilson	183
1986	John Williams	269
1987	Anthony Wilson	233
1988	Ricky Blanton	196
1989	Chris Jackson	359
1990	Chris Jackson	305
1991	Shaquille O'Neal	312
1992	Shaquille O'Neal	294
1993	Geert Hammink	190
1994	Clarence Ceasar	152
1995	Ronnie Henderson	219
1996	Ronnie Henderson	183
1997	Duane Spencer	157
1998	Maurice Carter	131
1999	Maurice Carter	159
2000	Stromile Swift	202
2001	Ronald Dupree	183
2002	Ronald Dupree	220
2003	Ronald Dupree	199
2004	Jaime Lloreda	140
2005	Brandon Bass	181
2006	Glen Davis	250
2007	Glen Davis	178
2008	Marcus Thornton	212
2009	Marcus Thornton	256
2010	Tasmin Mitchell	196
2011	Ralston Turner	110
2012	Justin Hamilton	158
2013	Johnny O'Bryant III	153
2014	Johnny O'Bryant III	203
2015	Jarell Martin	202
2016	Ben Simmons	216
2017	Antonio Blakeney	194
2018	Tremont Waters	168
2019	Tremont Waters	172

FREE THROWS MADE

YEAR	PLAYERS	FT.
1952	Bob Pettit	118
1953	Bob Pettit	133
1954	Bob Pettit	223
1955	Roger Sigler	110
1956	Roger Sigler	151
1957	Roger Sigler	111
1958	Jim Crisco	120
1959	Carey Guglielmo	74
1960	Dick Davies	66
	Joe Clune	66
1961	Ellis Cooper	98
1962	George Nattin	62
1963	Ellis Cooper	93
1964	Sam Satche	122

1965	Harry Heroman	138
1966	Harry Heroman	132
1967	Kenny Drost	94
1968	Pete Maravich	274
1969	Pete Maravich	282
1970	Pete Maravich	337
1971	Al Sanders	105
1972	Al Sanders	135
1973	Ed Palubinskas	155
1974	Ed Palubinskas	121
1975	Kenny Higgs	102
1976	Kenny Higgs	145
1977	Kenny Higgs	163
1978	Kenny Higgs	112
1979	Al Green	136
1980	Ethan Martin	108
1981	Ethan Martin	129
1982	Derrick Taylor	113
1983	Howard Carter	96
1984	Derrick Taylor	104
1985	Nikita Wilson	70
1986	John Williams	120
1987	Nikita Wilson	105
1988	Ricky Blanton	113
1989	Chris Jackson	163
1990	Chris Jackson	191
1991	Shaquille O'Neal	150
1992	Shaquille O'Neal	134
1993	Geert Hammink	108
1994	Jamie Brandon	117
1995	Ronnie Henderson	124
1996	Ronnie Henderson	87
1997	Duane Spencer	116
1998	Willie Anderson	84
1999	Jabari Smith	100
2000	Stromile Swift	127
2001	Ronald Dupree	116
2002	Ronald Dupree	81
2003	Ronald Dupree	93
2004	Brandon Bass	123
2005	Brandon Bass	146
2006	Glen Davis	163
2007	Glen Davis	139
2008	Anthony Randolph	115
2009	Marcus Thornton	149
2010	Bo Spencer	99
2011	Andre Stringer	98
2012	Justin Hamilton	107
2013	Johnny O'Bryant III	84
2014	Johnny O'Bryant III	118
2015	Jarell Martin	140
2016	Ben Simmons	199
2017	Antonio Blakeney	92
2018	Tremont Waters	117
2019	Skylar Mays	129

MINUTES PLAYED

YEAR	PLAYERS	MIN.
1984	John Tudor	919
1985	John Williams	935
1986	Derrick Taylor	1342
1987	Anthony Wilson	1338
1988	Ricky Blanton	1122
1989	Ricky Blanton	1231
1990	Chris Jackson	1202
1991	T.J. Pugh	945
1992	Vernel Singleton	998
1993	Geert Hammink	970
1994	Jamie Brandon	873
1995	Ronnie Henderson	977
1996	Roman Rubchenko	740
1997	Duane Spencer	992
1998	Willie Anderson	903
1999	Maurice Carter	950
2000	Torris Bright	1137
2001	Ronald Dupree	1012
2002	Ronald Dupree	1202
2003	Ronald Dupree	1063
2004	Brandon Bass	1013
2005	Antonio Hudson	1086
2006	Darrel Mitchell	1322
2007	Garrett Temple	1099

1000-500-200-100; Double Figure Lists

LSU Players With: 1,000 Points; 500 Rebounds; 200 Assists; 100 Steals

Tasmin Mitchell	1989-950-291-190
Clarence Ceasar	1343-670-234-310
Jerry Reynolds	1069-613-211-194

LSU Players with: 1,000 Points; 500 Rebounds- 200 Assists

Ricky Blanton	1501-766-314
Clarence Ceasar	1343-670-234
Pete Maravich	3667-513-425
Tasmin Mitchell	1989-950-291
Jerry Reynolds	1069-613-211

LSU Players with: 1,000 Pts-500 Rebounds

Pete Maravich	3667-513
Durand Macklin	2080-1276
Tasmin Mitchell	1989-950
Shaquille O'Neal	1941-1217
Bob Pettit	1916-1039
Ronald Dupree	1726-907
Glen Davis	1587-916
Vernel Singleton	1513-784
Leonard Mitchell	1508-922
Ricky Blanton	1501-766
Nikita Wilson	1384-699
Al Sanders	1383-1168
Dewayne Scales	1357-733
Clarence Ceasar	1343-670
Bill Newton	1339-802
Roger Sigler	1318-713
Dick Maile	1284-772
Johnny O'Bryant III	1157-702
Wayne Sims	1107-603
Jerry Reynolds	1069-613
John Williams	1046-503

LSU Players with: 1,000 Pts-200 Assists-100 Steals

Tasmin Mitchell	1989-291-190
Clarence Ceasar	1343-234-310
Jerry Reynolds	1069-211-194
Ronald Dupree	1726-205-109
Derrick Taylor	1590-404-207
Darrel Mitchell	1569-367-219
Torris Bright	1463-544-246
Andre Stringer	1365-314-246
Ethan Martin	1276-638-279
Antonio Hudson	1089-226-139
Skylar Mays	1100-282-158
Tremont Waters	1029-390-163

Season Double Figures Scores (1977-2019)

36	Glen Davis	2005-06
34	John Williams	1985-86
33	Darrel Mitchell	2005-06
32	Mahmoud Abdul-Rauf	1988-89
31	Tasmin Mitchell	2008-09
31	Marcus Thornton	2008-09
31	Mahmoud Abdul-Rauf	1989-90
31	Derrick Taylor	1985-86
30	Jabari Smith	1999-2000
29	Ronald Dupree	2002-03
29	Stromile Swift	1999-2000
29	Shaquille O'Neal	1991-92
29	Ricky Blanton	1988-89
29	Anthony Wilson	1986-87
29	Leonard Mitchell	1982-83
29	Howard Carter	1982-83
28	Jarell Martin	2014-15
28	Johnny O'Bryant III	2013-14
28	Ronald Dupree	2001-02
28	Ronald Dupree	2000-01
27	Tasmin Mitchell	2009-10
27	Marcus Thornton	2007-08
27	Anthony Randolph	2007-08
27	Brandon Bass	2004-05
27	Geert Hammink	1992-93
27	Shaquille O'Neal	1990-91
27	Nikita Wilson	1986-87
26	Tremont Waters	2018-19
26	Skylar Mays	2018-19
26	Keith Hornsby	2014-15
26	Jordan Mickey	2013-14
26	Tasmin Mitchell	2006-07
26	Glen Davis	2006-07
26	Ronnie Henderson	1994-95
26	Vernel Singleton	1991-92
25	Antonio Blakeney	2016-17
25	Jordan Mickey	2014-15
25	Torris Bright	2001-02
25	Maurice Carter	1999-2000
25	Duane Spencer	1996-97
25	Ricky Blanton	1987-88
25	Nikita Wilson	1984-85
25	Howard Carter	1981-82

Career Double Figures Scores (1977-2019)

107	Tasmin Mitchell	2005-10
92	Leonard Mitchell	1980-84
92	Howard Carter	1979-83
90	Derrick Taylor	1981-86
88	Ronald Dupree	1999-03
85	Darrel Mitchell	2002-06
85	Rudy Macklin	1976-81
84	Glen Davis	2004-07
82	Torris Bright	1999-03
80	Shaquille O'Neal	1989-92
77	Vernel Singleton	1988-92
74	Andre Stringer	2010-14
72	Nikita Wilson	1983-87
68	Clarence Ceasar	1991-95
65	Ronnie Henderson	1993-96
65	Ricky Blanton	1984-89
64	Maurice Carter	1995-99
63	Mahmoud Abdul-Rauf	1988-89
62	Johnny O'Bryant III	2011-14
62	Antonio Hudson	2001-05
62	Wayne Sims	1987-91
61	Skylar Mays	2016-19

Consecutive double figure scoring games (1988-89 through 2019 with the exception of Pete Maravich)

Pete Maravich	83
12/2/67-3/19/70	
Shaquille O'Neal	62
3/3/90-3/21/92	
Mahmoud Abdul-Rauf	53
11/25/88-3/5/90	
Glen Davis	48
3/5/05-12/17/06	
Ronald Dupree	29
11/11/02-3/14/03	
Ben Simmons	28
11/30/15-3/12/16	
Tasmin Mitchell	19
12/31/08-3/4/09	
Marcus Thornton	19
1/17/09-3/21/09	
Brandon Bass	18
1/3/05-3/5/05	
Tremont Waters	17
12/12/18-2/20/19	

30 Points, 20 Rebounds, 10 Assists

Games in Bold Mark Last Time In The Category

60-Point Club (5 by 2 players all-time)

69	Pete Maravich vs. Alabama	Feb. 7, 1970
66	Pete Maravich vs. Tulane	Feb. 10, 1969
64	Pete Maravich vs. Kentucky	Feb. 21, 1970
61	Pete Maravich vs. Vanderbilt	Dec. 11, 1969
60	Bob Pettit vs. Louisiana College	Dec. 7, 1953

50-Point Club (30 by 4 players all-time)

59	Pete Maravich vs. Alabama	Feb. 17, 1968
58	Pete Maravich vs. Georgia	March 8, 1969
58	Pete Maravich vs. Mississippi State	Dec. 22, 1967
57	Bob Pettit vs. Georgia	Jan. 9, 1954
55	Chris Jackson vs. Ole Miss	March 4, 1989
55	Pete Maravich vs. Mississippi State	March 2, 1970
55	Pete Maravich vs. Kentucky	Jan. 24, 1970
55	Pete Maravich vs. Alabama	Jan. 3, 1970
55	Pete Maravich vs. Mississippi State	March 3, 1969
55	Pete Maravich vs. Tulane	Dec. 14, 1968
55	Pete Maravich vs. Tulane	Feb. 21, 1968
55	Pete Maravich vs. Auburn	Jan. 3, 1968
54	Pete Maravich vs. Auburn	Feb. 15, 1969
54	Pete Maravich vs. Vanderbilt	Jan. 29, 1968
53	Shaquille O'Neal vs. Arkansas State	Dec. 18, 1990
53	Chris Jackson vs. Florida	Dec. 10, 1988
53	Pete Maravich vs. Ole Miss	Jan. 31, 1970
53	Pete Maravich vs. St. John's	Dec. 29, 1969
53	Pete Maravich vs. Duquesne	Dec. 30, 1968
52	Pete Maravich vs. Florida	Feb. 4, 1970
52	Pete Maravich vs. Kentucky	Jan. 25, 1969
52	Pete Maravich vs. Loyola	Dec. 2, 1968
52	Pete Maravich vs. Kentucky	Jan. 27, 1968
52	Pete Maravich vs. Tulane	Jan. 11, 1968
51	Chris Jackson vs. Texas	Jan. 2, 1990
51	Pete Maravich vs. Georgia	Feb. 12, 1968
51	Pete Maravich vs. Loyola	Dec. 9, 1967
50	Chris Jackson vs. Tennessee	Feb. 11, 1989
50	Pete Maravich vs. Southern California	Dec. 18, 1969
50	Pete Maravich vs. Florida	Feb. 12, 1969

40-Point Club (43 by 9 players since 1967)

49	Chris Jackson vs. Tennessee	Feb. 10, 1990
49	Pete Maravich vs. Tulane	Feb. 9, 1970
49	Pete Maravich vs. Mississippi State	Feb. 2, 1970
49	Pete Maravich vs. Clemson	Dec. 20, 1969
49	Pete Maravich vs. Ole Miss	March 1, 1969
49	Pete Maravich vs. Auburn	Feb. 7, 1968
48	Chris Jackson vs. Florida	March 1, 1989
48	Chris Jackson vs. Louisiana Tech	Dec. 6, 1988
48	Pete Maravich vs. Tampa	Dec. 2, 1967
47	Pete Maravich vs. Georgia	Dec. 21, 1968
47	Pete Maravich vs. Florida	Feb. 10, 1968
46	Chris Jackson vs. Vanderbilt	Feb. 18, 1990
46	Pete Maravich vs. Auburn	Feb. 16, 1970
46	Pete Maravich vs. Oregon State	Dec. 22, 1969
46	Pete Maravich vs. Tulane	Dec. 13, 1969
46	Pete Maravich vs. Auburn	Jan. 11, 1969
46	Pete Maravich vs. Ole Miss	Dec. 19, 1967
45	Chris Jackson vs. Georgia	Jan. 24, 1990
45	Pete Maravich vs. Loyola	Dec. 9, 1969
45	Pete Maravich vs. Kentucky	Feb. 22, 1969
45	Pete Maravich vs. Wyoming	Dec. 26, 1968
45	Pete Maravich vs. Florida	Dec. 18, 1968
44	Kenny Higgs vs. Duke	Dec. 20, 1974
44	Pete Maravich vs. Auburn	Jan. 10, 1970
44	Pete Maravich vs. Kentucky	Feb. 3, 1968
43	Ben Simmons vs. North Florida	Dec. 2, 2015
43	Shaquille O'Neal vs. Northern Arizona	Dec. 28, 1991
43	Pete Maravich vs. Oregon State	Dec. 4, 1969
42	Al Sanders vs. Auburn	Feb. 14, 1972
42	Pete Maravich vs. Alabama	Jan. 4, 1969
42	Pete Maravich vs. Vanderbilt	March 4, 1968
42	Pete Maravich vs. Florida State	Dec. 16, 1967
42	Pete Maravich vs. Wisconsin	Dec. 15, 1967
42	Pete Maravich vs. Texas	Dec. 4, 1967
41	Tasmin Mitchell vs. Mississippi State	Feb. 11, 2009
41	Chris Jackson vs. Kentucky	Feb. 15, 1990
41	Pete Maravich vs. Georgia	March 7, 1970
40	Ronnie Henderson vs. Alabama	Feb. 11, 1995
40	Chris Jackson vs. Mississippi State	Jan. 4, 1990

40	Durand Macklin vs. Tennessee	Jan. 15, 1977
40	Pete Maravich vs. Pittsburgh	Jan. 31, 1969
40	Pete Maravich vs. Oklahoma City Univ.	Dec. 28, 1968
40	Pete Maravich vs. Ole Miss	Feb. 24, 1968

35-Point Club (38 by 14 players since 1967)

39	Tremont Waters, vs. Marquette	Nov. 22, 2017
39	Al Sanders vs. Loyola	Dec. 1, 1970
38	Tasmin Mitchell vs. Auburn	Jan. 20, 2010
38	Marcus Thornton vs. Mississippi State	March 8, 2008
38	Marcus Thornton vs. Auburn	Jan. 30, 2008
38	Shaquille O'Neal vs. Ole Miss	Feb. 20, 1991
38	Shaquille O'Neal vs. Georgia	Feb. 8, 1991
38	Chris Jackson vs. Vanderbilt	Feb. 18, 1989
38	Kenny Higgs vs. Tennessee	March 1, 1975
38	Pete Maravich vs. Vanderbilt	Feb. 14, 1970
38	Pete Maravich vs. Florida	Feb. 11, 1970
38	Pete Maravich vs. UCLA	Dec. 23, 1969
38	Pete Maravich vs. Alabama	Feb. 8, 1969
38	Pete Maravich vs. Vanderbilt	Jan. 9, 1969
38	Pete Maravich vs. Clemson	Dec. 7, 1968
37	Chris Jackson vs. Ole Miss	March 3, 1990
37	Chris Jackson vs. Southern Miss	Nov. 15, 1989
37	Chris Jackson vs. Tennessee	March 10, 1989
37	Ricky Blanton vs. Tennessee-Martin	Dec. 20, 1988
37	Bill Newton vs. Georgetown	Jan. 6, 1972
37	Al Sanders vs. Ole Miss	Jan. 30, 1971
37	Pete Maravich vs. Georgia	Feb. 18, 1970
36	Tremont Waters at Texas A&M	Jan. 30, 2019
36	Ben Simmons at Vanderbilt	Jan. 2, 2016
36	Marcus Thornton vs. Georgia	March 2, 2008
36	Ronnie Henderson vs. Oklahoma State	Dec. 20, 1994
36	Ronnie Henderson vs. Kentucky	Feb. 15, 1994
36	Shaquille O'Neal vs. Indiana	March 21, 1992
36	Shaquille O'Neal vs. Alabama	Feb. 17, 1991
36	Glenn Hansen vs. Florida	Feb. 8, 1975
35	Maurice Carter vs. Arkansas	Jan. 2, 1999
35	Duane Spencer vs. Alabama	Feb. 15, 1997
35	Chris Jackson vs. UNLV	Jan. 28, 1990
35	Glenn Hansen vs. Auburn	Jan. 25, 1975
35	Glenn Hansen vs. Vanderbilt	Feb. 11, 1974
35	Bill Newton vs. Loyola	Jan. 8, 1972
35	Pete Maravich vs. Ole Miss	Feb. 28, 1970
35	Pete Maravich vs. Vanderbilt	Feb. 17, 1969

30-Point Club (112 by 37 players since 1967)

34	Ronnie Henderson vs. Maryland-Baltimore County	Dec. 30, 1994
34	Roman Rubchenko vs. Georgia State	Dec. 28, 1994
34	Ronnie Henderson vs. Troy State	Dec. 6, 1994
34	Roman Rubchenko vs. George Mason	Dec. 3, 1994
34	Shaquille O'Neal vs. Georgia	Jan. 7, 1991
34	Shaquille O'Neal vs. Vanderbilt	Jan. 2, 1991
34	Chris Jackson vs. Loyola Marymount	Feb. 3, 1990
34	Chris Jackson vs. Kentucky	Feb. 15, 1989
34	Chris Jackson vs. Vanderbilt	Jan. 18, 1989
34	Ricky Blanton vs. Chaminade	Dec. 29, 1988
34	DeWayne Scales vs. Montana State	Dec. 18, 1987
34	Kenny Higgs vs. Mississippi State	Jan. 2, 1978
34	Pete Maravich vs. Yale	Dec. 30, 1969
34	Pete Maravich vs. Mississippi State	Feb. 19, 1968
33	Marcus Thornton vs. Southeastern Louisiana	Jan. 3, 2009
33	Stromile Swift vs. Wyoming	Nov. 27, 1999
33	Roger Washington vs. Louisville	Dec. 7, 1996
33	Ronnie Henderson vs. Georgia	Feb. 18, 1995
33	Clarence Ceasar vs. Arkansas	March 2, 1994
33	Shaquille O'Neal vs. Tennessee	Feb. 23, 1991
33	Shaquille O'Neal vs. Kentucky	Feb. 5, 1991
33	Chris Jackson vs. Tennessee	Jan. 8, 1990
33	Chris Jackson vs. UTEP	March 17, 1989
33	Chris Jackson vs. Auburn	Jan. 7, 1989
33	Jose Vargas vs. Florida	Dec. 16, 1986
33	Howard Carter vs. Auburn	Jan. 21, 1981
33	DeWayne Scales vs. Boston	Dec. 28, 1979
33	Kenny Higgs vs. Tennessee	Jan. 26, 1976
33	Glenn Hansen vs. Tennessee	Jan. 27, 1975
33	Pete Maravich vs. Mississippi State	Feb. 3, 1969
33	Pete Maravich vs. Clemson	Jan. 24, 1968
32	Antonio Blakeney vs. Florida	Feb. 27, 2016
32	Keith Hornsby at Houston	Dec. 13, 2015
32	Marcus Thornton vs. Florida	Feb. 24, 2009

30 Points, 20 Rebounds, 10 Assists

32	Marcus Thornton vs. Troy	Nov. 30, 2008
32	Darrel Mitchell vs. Ohio State	Jan. 15, 2005
32	Ronnie Henderson vs. Auburn	Feb. 25, 1995
32	Shaquille O'Neal vs. Ole Miss	Jan. 19, 1991
32	Chris Jackson vs. Kansas	Nov. 17, 1989
32	DeWayne Scales vs. Ole Miss	Feb. 21, 1980
32	Durand Macklin vs. Delaware	Dec. 29, 1979
32	Kenny Higgs vs. Kentucky	Feb. 2, 1976
32	Kenny Higgs vs. Tulane	Dec. 3, 1975
32	Glenn Hansen vs. Auburn	Feb. 24, 1975
32	Eddie Palubinskas vs. Florida	Feb. 9, 1974
32	Eddie Palubinskas vs. Memphis State	Dec. 5, 1972
32	Pete Maravich vs. Florida	Jan. 6, 1968
31	Duop Reath at Vanderbilt	Jan. 20, 2018
31	Antonio Blakeney at Kentucky	Feb. 7, 2017
31	Antonio Blakeney vs. Mississippi State	Feb. 6, 2016
31	Marcus Thornton vs. Mississippi State	Jan. 21, 2009
31	Duane Spencer vs. North Carolina A&T	Nov. 30, 1996
31	Ronnie Henderson vs. Ole Miss	Feb. 3, 1996
31	Ronnie Henderson vs. Nicholls State	Jan. 23, 1996
31	Ronnie Henderson vs. Alabama	Jan. 6, 1996
31	Shaquille O'Neal vs. Mississippi State	March 7, 1992
31	Shaquille O'Neal vs. Florida	Jan. 26, 1991
31	Mike Hansen vs. Tennessee	Jan. 22, 1991
31	Chris Jackson vs. Georgia	Feb. 25, 1990
31	Maurice Williamson vs. Vanderbilt	Feb. 18, 1990
31	Ricky Blanton vs. Auburn	Jan. 7, 1989
31	Ricky Blanton vs. Southern	Dec. 5, 1987
31	Anthony Wilson vs. Georgia	March 7, 1987
31	Don Redden vs. Hawaii Pacific	Dec. 1, 1985
31	Don Redden vs. Mississippi State	Feb. 20, 1984
31	Durand Macklin vs. Lamar	March 14, 1981
31	Durand Macklin vs. Alcorn State	March 8, 1980
31	DeWayne Scales vs. Georgia	Feb. 9, 1980
31	Kenny Higgs vs. Auburn	Feb. 20, 1978
31	Glenn Hansen vs. Tennessee	March 1, 1975
31	Bill Newton vs. Kentucky	Feb. 26, 1972
31	Pete Maravich vs. Ole Miss	Feb. 1, 1969
30	Duop Reath vs. UNCW	Dec. 10, 2017
30	Johnny O'Bryant III at South Carolina	Feb. 14, 2013
30	Marcus Thornton vs. Butler	March 19, 2009
30	Marcus Thornton vs. Xavier	Jan. 24, 2009
30	Tasmin Mitchell vs. South Carolina	Jan. 14, 2009
30	Brandon Bass vs. Louisiana-Lafayette	Nov. 21, 2004
30	Jaime Lloreda vs. McNeese State	Nov. 24, 2003
30	Ronald Dupree at Arkansas	Feb. 16, 2002
30	Collis Temple III at Tennessee	March 3, 2001
30	Jabari Smith vs. Alabama	Feb. 10, 1999
30	Ronnie Henderson vs. Georgia	Feb. 7, 1996
30	Ronnie Henderson vs. Auburn	Jan. 21, 1996
30	Ronnie Henderson vs. Ole Miss	Feb. 15, 1995
30	Jamie Brandon vs. Auburn	Jan. 8, 1994
30	Maurice Williamson vs. BYU	March 19, 1992
30	Shaquille O'Neal vs. Auburn	Feb. 22, 1992
30	Shaquille O'Neal vs. Tennessee	Jan. 29, 1992
30	Chris Jackson vs. Alabama	Jan. 21, 1989
30	Chris Jackson vs. Maryland	Jan. 2, 1989
30	Chris Jackson vs. Morehead State	Dec. 28, 1988
30	Ricky Blanton vs. Vanderbilt	March 11, 1988
30	Jose Vargas vs. Oklahoma	Jan. 11, 1988
30	Ricky Blanton vs. Northern Iowa	Dec. 28, 1987
30	Jose Vargas vs. Southwest Texas	Dec. 22, 1987
30	Durand Macklin vs. Vanderbilt	Jan. 30, 1980
30	Durand Macklin vs. Vanderbilt	Jan. 2, 1980
30	Al Green vs. Tulane	Dec. 9, 1978
30	Durand Macklin vs. Georgia	Feb. 4, 1978
30	Durand Macklin vs. Vanderbilt	Jan. 16, 1978
30	Kenny Higgs vs. Auburn	Feb. 26, 1977
30	Kenny Higgs vs. California	Nov. 29, 1975
30	Glenn Hansen vs. Kentucky	Jan. 5, 1974
30	Eddie Palubinskas vs. Nevada	Dec. 3, 1973
30	Al Sanders vs. Ole Miss	March 4, 1972
30	Bill Newton vs. Vanderbilt	Feb. 13, 1971
30	Al Sanders vs. Florida	Feb. 10, 1971
30	Bill Newton vs. Utah State	Dec. 27, 1970
30	Pete Maravich vs. Tennessee	Feb. 23, 1970
30	Pete Maravich vs. Alabama	Dec. 30, 1967
30	Danny Hester vs. Georgetown	March 15, 1970

20 Rebound Club (20 by 10 players)

32	Durand Macklin vs. Tulane	Nov. 26, 1976
26	Al Sanders vs. Mississippi State	Feb. 7, 1972
26	Al Sanders vs. Mississippi State	Feb. 1, 1971
25	Danny Hester vs. Ole Miss	Jan. 31, 1970
25	Al Sanders vs. Florida	Dec. 18, 1970
25	Bob Pettit vs. Holy Cross	Dec. 29, 1953
24	Shaquille O'Neal vs. Loyola Marymount (20 pts)	Feb. 3, 1990
23	Lionel Green vs. Vanderbilt	Feb. 5, 1979
22	Durand Macklin vs. Auburn (26 pts)	Jan. 16, 1980
21	Shaquille O'Neal vs. Kentucky	Feb. 15, 1990
21	Jaime Lloreda vs. McNeese State	Nov. 24, 2003
21	Shaquille O'Neal vs. Florida (31 pts)	Jan. 26, 1991
21	Lionel Green vs. Montana State	Dec. 18, 1978
20	Ben Simmons vs. Marquette	Nov. 23, 2015
20	Jordan Mickey, vs. Mississippi State	Jan. 31, 2015
20	Geert Hammink vs. Campbell (20 pts)	Dec. 16, 1992
20	Shaquille O'Neal vs. Kentucky (20 pts)	Feb. 2, 1992
20	Shaquille O'Neal vs. Auburn (30 pts)	Feb. 22, 1992
20	Shaquille O'Neal vs. Nicholls (24 pts)	Dec. 29, 1990
20	Lionel Green vs. Tulane	Dec. 9, 1978

15 Rebound Club (113 by 35 players)

19	Anthony Randolph vs. Vanderbilt	Jan. 19, 2009
19	Misha Mutavdzic vs. McNeese State	Nov. 29, 1994
19	Shaquille O'Neal vs. North Arizona	Dec. 28, 1991
19	Shaquille O'Neal vs. Texas	Jan. 3, 1992
19	Shaquille O'Neal vs. Auburn	Jan. 8, 1992
19	Shaquille O'Neal vs. Arkansas State	Dec. 18, 1990
19	Shaquille O'Neal vs. Alabama	Feb. 17, 1991
19	Shaquille O'Neal vs. Florida	Feb. 27, 1991
19	Shaquille O'Neal vs. Texas	Jan. 2, 1990
18	Ben Simmons vs. Arkansas	Jan. 16, 2016
18	Ben Simmons vs. Col. Of Charleston	Nov. 30, 2015
18	Tasmin Mitchell vs. Southeastern Louisiana	Dec. 14, 2009
18	Glen Davis vs. Arkansas	Feb. 10, 2007
18	Glen Davis vs. Arkansas	Jan. 19, 2005
18	Geert Hammink vs. Ole Miss	March 6, 1993
18	Shaquille O'Neal vs. Alabama	Feb. 29, 1992
18	Shaquille O'Neal vs. Alabama	Jan. 16, 1991
18	Shaquille O'Neal vs. Mississippi State	Jan. 29, 1991
18	Stanley Roberts vs. Cal State Los Angeles	Dec. 8, 1989
18	Jose Vargas vs. Florida	Dec. 16, 1986
18	Durand Macklin vs. Villanova	Dec. 28, 1976
17	Ben Simmons at Florida	Jan. 9, 2016
17	Jordan Mickey, vs. Missouri	Jan. 8, 2015
17	Tasmin Mitchell vs. Tennessee	Feb. 4, 2010
17	Glen Davis vs. Alabama	Jan. 9, 2007
17	Brandon Bass vs. Mississippi State	Feb. 16, 2005
17	Jaime Lloreda vs. Arkansas	Feb. 7, 2004
17	Jabari Smith vs. Texas Pan-American	Nov. 16, 1998
17	Geert Hammink vs. Tennessee	Feb. 20, 1993
17	Shaquille O'Neal vs. Tennessee	Jan. 29, 1992
17	Shaquille O'Neal vs. Kentucky	Jan. 5, 1991
17	Shaquille O'Neal vs. Georgia	Feb. 8, 1991
17	Ricky Blanton vs. Vanderbilt	Feb. 8, 1988
17	Leonard Mitchell vs. Chaminade	Nov. 25, 1982
17	Lionel Green vs. Colgate	Dec. 29, 1977
17	DeWayne Scales vs. Vanderbilt	Feb. 13, 1978
17	DeWayne Scales vs. Kentucky	Feb. 11, 1978
17	Greg Cook at Pacific	Dec. 20, 1986
17	Rick Mattick vs. Vanderbilt	Feb. 21, 1977
16	Aaron Epps, vs. Houston	Dec. 13, 2017
16	Duop Reath, vs. Texas A&M	Feb. 4, 2017
16	Ben Simmons vs. South Alabama	Nov. 19, 2015
16	Jarell Martin vs. Auburn	March 13, 2015
16	Jarell Martin, vs. Auburn	Feb. 5, 2015
16	Johnny O'Bryant III at Arkansas	Feb. 15, 2014
16	Justin Hamilton vs. Ole Miss	Jan. 7, 2012
16	Storm Warren vs. Northwestern State	Dec. 12, 2009
16	Storm Warren vs. Louisiana-Lafayette	Dec. 1, 2009
16	Glen Davis vs. Arkansas	Feb. 8, 2006
16	Glen Davis vs. New Orleans	Dec. 13, 2005
16	Jaime Lloreda vs. South Carolina	Jan. 24, 2004
16	Jaime Lloreda vs. Southern Miss	Dec. 20, 2003
16	Ronald Dupree vs. Nicholls	Dec. 30, 2001
16	Ronald Dupree vs. Campbell	Nov. 17, 2001
16	Ronald Dupree vs. Arkansas	Jan. 26, 2000
16	Shaquille O'Neal vs. Arkansas	Jan. 11, 1992
16	Shaquille O'Neal vs. Tennessee	March 13, 1992
16	Shaquille O'Neal vs. Chapman	Dec. 7, 1990
16	Shaquille O'Neal vs. Georgia	Jan. 7, 1991
16	Shaquille O'Neal vs. Kentucky	Feb. 5, 1991

30 Points, 20 Rebounds, 10 Assists

16	Shaquille O'Neal vs. Connecticut	March 14, 1991
16	Stanley Roberts vs. Texas	Jan. 2, 1990
16	Ricky Blanton vs. Southern	Dec. 4, 1987
16	Leonard Mitchell vs. Washington	Dec. 1, 1983
16	Durand Macklin vs. Lamar	March 14, 1981
16	Durand Macklin vs. Mississippi State	Feb. 7, 1981
16	DeWayne Scales vs. Boston	Dec. 28, 1979
16	Durand Macklin vs. St. Francis	Nov. 24, 1978
16	Durand Macklin vs. Arkansas	Dec. 29, 1977
16	DeWayne Scales vs. Auburn	Feb. 20, 1978
16	DeWayne Scales vs. Kentucky	Jan. 14, 1978
16	Durand Macklin vs. Auburn	Jan. 29, 1977
16	Durand Macklin vs. Georgia	Jan. 17, 1977
15	Naz Reid, vs. Florida	Feb. 20, 2019
15	Jordan Mickey vs. Sam Houston	Dec. 13, 2014
15	Malcolm White vs. Tennessee-Martin	Nov. 18, 2010
15	Tasmin Mitchell vs. Cal State Fullerton	Dec. 2, 2008
15	Chris Johnson vs. Georgia	March 2, 2008
15	Chris Johnson vs. Ole Miss	Feb. 23, 2008
15	Glen Davis vs. Tennessee	March 8, 2007
15	Glen Davis vs. Florida	Feb. 11, 2006
15	Glen Davis vs. Kentucky	Feb. 25, 2006
15	Brandon Bass vs. Houston	Dec. 21, 2004
15	Jaime Lloreda vs. Arkansas	Jan. 6, 2004
15	Jaime Lloreda vs. South Carolina	March 14, 2003
15	Jaime Lloreda vs. Florida	Feb. 5, 2003
15	Ronald Dupree vs. Centenary	Jan. 17, 2001
15	Brian Beshara vs. Troy	Dec. 22, 1998
15	Jabari Smith vs. Alabama	Feb. 10, 1999
15	Geert Hammink vs. Mississippi State	Feb. 10, 1993
15	Jamie Brandon vs. South Carolina	Jan. 30, 1993
15	Shaquille O'Neal vs. Ole Miss	Feb. 25, 1992
15	Shaquille O'Neal vs. Florida	Feb. 5, 1992
15	Shaquille O'Neal vs. Ole Miss	Jan. 25, 1992
15	Shaquille O'Neal vs. Louisiana-Monroe	Nov. 22, 1991
15	Shaquille O'Neal vs. Southeastern Louisiana	Nov. 26, 1990
15	Stanley Roberts vs. Georgia Tech	March 17, 1990
15	Shaquille O'Neal vs. Florida	Feb. 27, 1990
15	Shaquille O'Neal vs. Vanderbilt	Feb. 18, 1990
15	Shaquille O'Neal vs. Georgia	Jan. 24, 1990
15	Shaquille O'Neal vs. Kentucky	Jan. 13, 1990
15	Vernel Singleton at Tennessee	Jan. 11, 1989
15	Nikita Wilson vs. BYU Hawaii	Dec. 31, 1986
15	Oliver Brown vs. Denison	Jan. 1, 1987
15	John Williams vs. UNC-Wilmington	Dec. 22, 1984
15	Steffond Johnson vs. Ole Miss	Feb. 12, 1984
15	Jerry Reynolds vs. Vanderbilt	Jan. 1, 1984
15	Howard Carter vs. Florida	Jan. 3, 1981
15	Durand Macklin vs. Tennessee	Feb. 21, 1981
15	Leonard Mitchell vs. Colgate	Nov. 28, 1980
15	DeWayne Scales vs. DePaul	Jan. 20, 1980
15	Lionel Green vs. Michigan State	March 16, 1979
15	Durand Macklin vs. Alabama	March 6, 1978
15	DeWayne Scales vs. Ole Miss	Feb. 25, 1978
15	DeWayne Scales vs. Tennessee	Feb. 5, 1978
15	DeWayne Scales vs. Oral Roberts	Dec. 1, 1978
15	Durand Macklin vs. Oral Roberts	Dec. 3, 1977
15	Greg Cook vs. Florida	Jan. 31, 1977
15	Greg Cook vs. Montana State	Dec. 27, 1976
15	Durand Macklin vs. Montana State	Dec. 27, 1976

15 Assists Club (8 by 3 players)

19	Kenny Higgs, vs. Georgia	Jan. 17, 1977
18	Randy Livingston, vs. George Mason	Dec. 3, 1994
18	Ethan Martin, vs. Tulane	Dec. 6, 1980
18	Kenny Higgs, vs. Tennessee	Jan. 15, 1977
17	Kenny Higgs, vs. Miss. State	Feb. 16, 1976
16	Kenny Higgs, vs. Vanderbilt	Feb. 28, 1976
15	Randy Livingston, vs. Troy	Dec. 6, 1994
15	Randy Livingston, vs. Mcneese	Nov. 29, 2994

10 Assists Club (49 by 20 players)

14	Derrick Taylor vs. Kentucky	Feb. 27, 1982
13	Kenny Higgs vs. Niagara	Dec. 8, 1976
12	Torris Bright vs. McNeese State	Dec. 7, 2002
12	Randy Livingston vs. Maryland Baltimore County	Dec. 30, 1994
12	Randy Livingston vs. Georgia State	Dec. 28, 1994
12	Ethan Martin vs. Lamar	March 14, 1981
12	Ethan Martin vs. Alabama	March 6, 1978
11	Tremont Waters, at Arkansas	Jan. 12, 2019
11	Tremont Waters, vs. Charleston	Nov. 22, 2018

11	Tremont Waters, vs. Arkansas	Feb. 3, 2018
11	Lamont Roland vs. New Orleans	Dec. 16, 2000
11	DeJuan Collins vs. New Orleans	Nov. 20, 1997
11	Randy Livingston vs. Auburn	Jan. 11, 1995
11	Randy Livingston vs. Florida	Jan. 3, 1995
11	Randy Devall vs. Louisiana-Monroe	Feb. 3, 1990
11	Don Redden vs. Florida	Jan. 23, 1985
11	Jerry Reynolds vs. UNC-Ashville	Dec. 22, 1984
11	Ethan Martin vs. DePaul	Jan. 20, 1980
11	Willie Sims vs. Auburn	Feb. 12, 1979
11	Ethan Martin vs. Army	Dec. 29, 1978
11	Ethan Martin vs. Tulane	Dec. 4, 1978
11	Kenny Higgs vs. Vanderbilt	Feb. 21, 1977
11	Kenny Higgs vs. Oklahoma City Univ.	Dec. 17, 1976
10	Tremont Waters, vs. Auburn	Feb. 9, 2019
10	Tremont Waters, vs. ULM	Dec. 28, 2018
10	Tremont Waters, vs. UNCG	Nov. 9, 2018
10	Tremont Waters vs. Mississippi State	March 3, 2018
10	Tremont Waters vs. North Florida	Dec. 22, 2017
10	Tremont Waters vs. UNCW	Dec. 10, 2017
10	Tremont Waters vs. UT-Martin	Nov. 29, 2017
10	Ben Simmons vs. NC State	Nov. 24, 2015
10	Garrett Temple vs. Troy	Nov. 30, 2008
10	Tack Minor vs. New Orleans	Nov. 24, 2004
10	Torris Bright vs. Mississippi State	Jan. 11, 2003
10	Torris Bright vs. Houston	Jan. 8, 2003
10	Torris Bright vs. Mercer	Nov. 25, 2001
10	Torris Bright vs. Alabama	Jan. 5, 2000
10	DeJuan Collins vs. Arkansas	Jan. 4, 1998
10	Randy Livingston vs. Alabama	Jan. 6, 1996
10	Maurice Williamson vs. Vanderbilt	Feb. 18, 1990
10	Dennis Brown vs. Ole Miss	Dec. 5, 1984
10	John Tudor vs. Auburn	Feb. 25, 1984
10	Ethan Martin vs. Wichita State	March 22, 1981
10	Ethan Martin vs. Kentucky	Jan. 19, 1981
10	Greg Cook vs. Kentucky	March 1, 1980
10	Ethan Martin vs. Georgia	Jan. 3, 1979
10	Ethan Martin vs. Georgia	Feb. 4, 1978
10	Ethan Martin vs. Mississippi State	Jan. 2, 1978

20-point, 20 rebound games (since 1973-74)

Ben Simmons	21-20, vs. Marquette, 11/23/15
Jordan Mickey	(2) LAST: 25-20, at Mississippi State, 1/31/15
Jaime Lloreda	30-21, vs. McNeese State, 11/24/03
Geert Hammink	20-20, vs. Campbell, 12/16/92
Shaquille O'Neal	(5) Last: 30-20, vs. Auburn, 2/22/92
John Williams	20-20, vs. Florida, 3/6/86
Rudy Macklin	26-22, vs. Auburn, 1/16/80
Ed LeBlanc	20-21, vs. Tulane, 12/3/75

20-point, 15 rebound games (since 1973-74)

Ben Simmons	(2) Last: 28-17, at Florida, 01/09/16
Jordan Mickey	21-15, vs. Sam Houston, 12/13/14
Johnny O'Bryant III	20-16, at Arkansas, 2/15/14
Justin Hamilton	23-16, vs. Ole Miss, 1/7/12
Tasmin Mitchell	24-18, vs. Southeastern Louisiana, 12/14/09
Storm Warren	21-16, vs. Northwestern State, 12/12/09
Glen Davis	(5) Last: 25-15, vs. Tennessee, 3/8/07
Brandon Davis	(2) Last: 21-17, vs. Mississippi State, 2/16/05
Jaime Lloreda	(2) Last: 21-15, vs. Florida, 3/14/03
Ronald Dupree	21-15, vs. Centenary, 1/17/01
Jabari Smith	30-15, vs. Alabama, 2/10/99
Misha Mutavdzic	25-19, vs. McNeese, 11/29/94
Jamie Brandon	21-15, vs. South Carolina, 1/30/93
Geert Hammink	(3) Last: 22-18, vs. Ole Miss, 3/6/93
Shaquille O'Neal	(24) Last: 28-18, vs. Alabama, 2/29/92
Stanley Roberts	(3) Last: 21-15, vs. Georgia Tech, 3/17/90
Ricky Blanton	(2) Last: 23-17, vs. Vanderbilt, 2/6/88
Jose Vargas	33-18, vs. Florida, 12/16/86
John Williams	(2) Last: 20-20, vs. Florida, 3/6/86
Steffond Johnson	20-15, vs. Ole Miss, 2/12/84
Leonard Mitchell	23-17, vs. Chaminade, 11/26/82
Howard Carter	25-15, vs. Florida, 1/3/81
DeWayne Scales	(2) Last: 26-15, vs. DePaul, 1/20/80
Rudy Macklin	(12) Last: 31-16, vs. Lamar, 3/14/81
Greg Cook	(2) Last: 20-18, vs. Alabama, 2/5/77
Glenn Hansen	(5) Last: 29-17, vs. Ole Miss, 3/8/75
Ed LeBlanc	20-21, vs. Tulane, 12/3/75
Collis Temple	23-16, vs. Auburn, 1/26/74

20-10 Games

20-point, 10-rebound games (since 1973-74)

2018-19

Naz Reid 26-14, vs. Florida, 3/15/19

2017-18

Duop Reath (2) Last: 31-13 at Vandy, 1/20/18

Aaron Epps 26-16 vs. Houston, 12/13/17

2016-17

Duop Reath 23-14, vs. Wofford, 11/12/16

Antonio Blakeney 21-12, vs. Arkansas, 2/11/17

2015-16

Ben Simmons (3) Last: 28-17, at Florida, 01/09/16

2014-15

Jordan Mickey (8) Last: 20-11, at Tennessee, 2/14/15

Jarell Martin (5) Last: 25-12, at Auburn, 2/24/15

2013-14

Johnny O'Bryant III 20-16, at Alabama, 2/15/14

2012-13

Johnny O'Bryant III (4) Last: 24-10, vs. Alabama, 2/23/13

Shavon Coleman 25-10, vs. McNeese, 11/13/12

2011-12

Justin Hamilton 23-16, vs. Ole Miss, 1/7/12

2009-10

Tasmin Mitchell (4) Last: 26-10, vs. Mississippi State, 1/30/10

Storm Warren (2) Last: 21-16, vs. Northwestern State, 12/12/09

2008-09

Tasmin Mitchell (3) Last: 20-13, vs. Arkansas, 2/18/09

2007-08

Anthony Randolph (3) Last: 20-10, vs. South Carolina, 2/27/08

Marcus Thornton 36-10, vs. Georgia, 3/2/08

2006-07

Glen Davis (10) Last: 25-15, vs. Tennessee, 3/8/07

Tasmin Mitchell 23-10, vs. Texas, 12/10/06

2005-06

Glen Davis (10) Last: 22-13, vs. Iona, 3/15/06

Tyrus Thomas (3) Last: 21-13, vs. Texas, 3/25/06

2004-05

Brandon Bass (7) Last: 25-12, vs. UAB, 3/17/05

Glen Davis (2) Last: 26-18, vs. Arkansas, 1/19/05

2003-04

Jaime Lloreda (4) Last: 22-11, vs. UAB, 12/27/03

Brandon Bass 22-10, vs. UAB, 12/27/03

2002-03

Jaime Lloreda (3) Last: 21-14, vs. Purdue, 3/24/03

Ronald Dupree 25-13, vs. Arkansas, 2/22/03

2001-02

Collis Temple III (3) Last: 20-11, vs. Louisiana-Lafayette, 12/4/01

Ronald Dupree (3) Last: 22-13, vs. Kentucky, 2/9/02

Torris Bright 25-10, vs. Ball State, 3/19/02

2000-01

Ronald Dupree (5) Last: 22-10, vs. Arkansas, 3/9/01

Collis Temple III 20-10, vs. Nicholls State, 12/22/00

1998-99

Jabari Smith (3) Last: 30-15, vs. Alabama, 2/10/99

Brian Beshara 24-13, vs. Belmont, 12/29/98

1996-97

Duane Spencer (2) Last: 26-13, vs. Auburn, 2/8/97

1995-96

Roman Rubchenko 29-10, vs. Dayton, 11/26/95

Misha Mutavdzic 22-12, vs. Jackson State, 12/22/95

Ronnie Henderson 30-10, vs. Auburn, 1/21/96

1994-95

Misha Mutavdzic (2) Last: 25-19, vs. McNeese State, 11/29/94

Ronnie Henderson 34-10, vs. Troy, 12/6/94

Clarence Ceasar 20-13, vs. Vanderbilt, 1/28/95

Roman Rubchenko 20-11, vs. South Carolina, 3/1/95

1993-94

Clarence Ceasar (3) Last: 33-12, vs. Arkansas, 3/2/94

Jaime Brandon 21-11, vs. McNeese State, 12/16/93

1992-93

Geert Hammink (6) Last: 22-18, vs. Ole Miss, 3/6/93

Jaime Brandon (3) Last: 24-11, vs. Texas, 2/7/93

Sean Gipson 23-10, vs. McNeese State, 12/1/92

1991-92

Shaquille O'Neal (22) Last: 36-12, vs. Indiana, 3/21/92

1990-91

Shaquille O'Neal (19) Last: 27-16, vs. Connecticut, 3/14/91

Vernel Singleton (2) Last: 25-10, vs. Nicholls State, 12/29/90

Geert Hammink 20-10, vs. Mississippi State, 3/2/91

1989-90

Stanley Roberts (6) Last: 21-15, vs. Georgia Tech, 3/17/90

Shaquille O'Neal (5) Last: 20-14, vs. Ole Miss, 3/3/90

1988-89

Ricky Blanton (5) Last: 21-10, vs. Florida, 3/1/89

Vernel Singleton (2) Last: 21-12, vs. Georgia, 2/20/89

Wayne Sims 20-10, vs. Oral Roberts, 11/30/88

1987-88

Jose Vargas (5) Last: 28-10, vs. Tennessee, 2/13/88

Ricky Blanton (5) Last: 27-10, vs. Florida, 3/6/88

Wayne Sims 25-12, vs. Vanderbilt, 2/6/88

1986-87

Jose Vargas 33-18, vs. Florida, 12/16/86

Anthony Wilson 22-10, vs. BYU-Hawaii, 12/31/86

Bernard Woodside 26-10, vs. Denison, 1/1/87

Nikita Wilson 24-10, vs. Tennessee, 1/8/87

1985-86

John Williams (9) Last: 28-10, vs. Kentucky, 3/7/86

Don Redden (2) Last: 31-10, vs. Hawaii Pacific, 12/1/85

1984-85

John Williams (2) Last: 29-15, vs. UNC-Wilmington, 12/22/84

Nikita Wilson (3) Last: 22-10, vs. Auburn, 2/27/85

Jose Vargas 22-10, vs. Loyola (Ill.), 11/28/84

Jerry Reynolds 20-10, vs. Vanderbilt, 1/19/85

1983-84

Jerry Reynolds (5) Last: 21-10, vs. Florida, 2/27/84

Steffond Johnson 20-15, vs. Ole Miss, 2/12/84

1982-83

Leonard Mitchell (2) Last: 25-13, vs. Mississippi State, 2/21/83

Howard Carter 20-14, vs. Alabama, 2/19/83

Jerry Reynolds 20-14, vs. Loyola (Ill.), 12/6/82

1981-82

Derrick Taylor 23-10, vs. UCLA, 12/23/81

Tyrone Black 23-11, vs. Houston, 12/29/81

1980-81

Rudy Macklin (8) Last: 21-10, vs. Wichita State, 3/22/81

Howard Carter 25-15, vs. Florida, 1/3/81

Leonard Mitchell 27-12, vs. Florida, 3/3/81

1979-80

Rudy Macklin (6) Last: 31-19, vs. Alcorn State, 3/9/80

DeWayne Scales (6) Last: 27-11, vs. Alabama, 2/28/80

1978-79

DeWayne Scales (3) Last: 22-11, vs. Alabama, 1/10/79

Rudy Macklin 25-16, vs. St. Francis, 11/24/78

1977-78

Rudy Macklin (10) Last: 25-15, vs. Alabama, 3/6/78

1976-77

Rudy Macklin (6) Last: 25-14, vs. Vanderbilt, 2/21/77

Greg Cook (3) Last: 24-12, vs. Auburn, 2/26/77

1975-76

Floyd Bailey (4) Last: 23-13, vs. Alabama, 2/14/76

Ed LeBlanc (2) Last: 23-12, vs. Georgia, 2/21/76

1974-75

Glenn Hansen (7) Last: 29-17, vs. Ole Miss, 3/8/75

Ed LeBlanc (3) Last: 24-14, vs. St. Peter's, 12/27/74


Floyd Bailey 20-11, vs. Alabama, 1/18/75

1973-74


Glenn Hansen (6) Last: 24-14, vs. Ole Miss, 3/4/74

Collis Temple (5) Last: 20-14, vs. Tennessee, 3/2/74

Most Games of 30-20-10



Pete Maravich



Rudy Macklin



Ricky Blanton

Most Games of 30 or More Points (Since 1967)

Pete Maravich	74
Chris Jackson	27
Shaquille O'Neal	15
Ronnie Henderson	13
Marcus Thornton	8
Kenny Higgs	7
Rudy Macklin	7
Glenn Hansen	6
Ricky Blanton	6
Al Sanders	5
DeWayne Scales	5
Bill Newton	4
Jose Vargas	3
Tasmin Mitchell	3
Antonio Blakeney	3
Tremont Waters	2
Duop Reath	2
Ben Simmons	2

Most Games 15+ Rebounds (Since 1967)

Shaquille O'Neal	34
Durand Macklin	12
DeWayne Scales	8
Glen Davis	8
Jaime Lloreda	6
Ben Simmons	5
Lionel Green	5
Ronald Dupree	4
Jordan Mickey	3
Al Sanders	3
Greg Cook	3
Leonard Mitchell	3
Tasmin Mitchell	3
Geert Hammink	3
Stanley Roberts	3
Duop Reath	3

Jarell Martin	2
---------------	---

Most Games 10 Assists or More

Ethan Martin	11
Tremont Waters	10
Randy Livingston	8
Kenny Higgs	7
Torris Bright	5
DeJuan Collins	2
Ben Simmons	1
Tim Quarterman	1
Josh Gray	1
Skylar Mays	1

Most 20-point 10 Rebound Games

Shaquille O'Neal	46
Rudy Macklin	31
Glen Davis	20
Glenn Hansen	13
Ben Simmons	12
John Williams	11
Johnny O'Bryant III	10
Ricky Blanton	10
Jordan Mickey	9
Ronald Dupree	9
DeWayne Scales	9
Tasmin Mitchell	8
Brandon Bass	8
Jaime Lloreda	7
Geert Hammink	7
Jose Vargas	7
Stanley Roberts	6
Jerry Reynolds	6
Jarell Martin	5
Floyd Bailey	5
Ed LeBlanc	5
Collis Temple, Jr.,	5

Tyrus Thomas	4
Collis Temple III	4
Clarence Ceasar	4
Jamie Brandon	4
Vernel Singleton	4
Nikita Wilson	4
Duop Reath	3
Jabari Smith	3
Leonard Mitchell	3
Greg Cook	3

Most 20 point 15 Rebound games

Shaquille O'Neal	19
Rudy Macklin	11
Glen Davis	5
Glenn Hansen	5
Ben Simmons	3
Stanley Roberts	3
Greg Cook	2
DeWayne Scales	2
Ricky Blanton	2
Geert Hammink	2
Brandon Bass	2
Jordan Mickey	2

Most 20 point 20 Rebound Games

Shaquille O'Neal	5
8 other players	1

SEC Tournament Records

Team Single Game

MOST POINTS SCORED

99 - vs. Tennessee, 3/13/92, Birmingham, Ala.
95 - vs. Florida, 2/28/80, Birmingham, Alabama
92 - vs. Vanderbilt, 3/10/06, Atlanta, Georgia
89 - vs. Georgia, 3/7/87, Atlanta, Georgia
89 - vs. Ole Miss, 3/12/93, Lexington, Kentucky
89 - vs. Auburn, 3/11/05, Atlanta, Georgia

MOST OPPONENTS POINTS

97 - by Florida, 3/4/99, Atlanta, Georgia
95 - by Tennessee, 3/10/89, Knoxville, Tennessee
92 - by Auburn, 3/8/91, Nashville, Tennessee
89 - by Tennessee, 3/13/92, Birmingham, Alabama
88 - by Georgia, 3/7/87, Atlanta, Georgia

FEWEST POINTS SCORED

25 - vs. Alabama, 2/29/40, Knoxville, Tennessee
28 - vs. Kentucky, 3/3/44, Louisville, Kentucky
30 - vs. Alabama, 2/28/36, Knoxville, Tennessee
31 - vs. Alabama, 2/27/42, Louisville, Kentucky
34 - vs. Kentucky, 3/3/39, Knoxville, Tennessee

FEWEST OPPONENT POINTS

28 - by Georgia, 3/2/39, Knoxville, Tennessee
29 - by Tulane, 2/28/46, Louisville, Kentucky
33 - by Auburn, 2/20/33, Atlanta, Georgia
34 - by Auburn, 3/3/38, Baton Rouge, Louisiana
34 - by Ole Miss, 3/1/46, Louisville, Kentucky

FIELD GOALS MADE (SINCE 1951)

39 - vs. Florida, 2/28/80, Birmingham, Alabama
34 - vs. Vanderbilt, 3/10/06, Nashville, Tennessee
33 - vs. Miss. State, 2/28/52, Louisville, Kentucky
33 - vs. Kentucky, 3/1/80, Birmingham, Alabama
33 - vs. Kentucky, 3/12/88, Baton Rouge, Louisiana
33 - vs. Tennessee, 3/13/92, Birmingham, Alabama

OPP. FIELD GOALS MADE

35 - by Kentucky, 3/12/88, Baton Rouge, Louisiana
35 - by Tennessee, 3/13/92, Birmingham, Alabama
34 - by Vanderbilt, 3/11/88, Baton Rouge, Louisiana
34 - by South Carolina, 3/12/04, Atlanta, Georgia
33 - by Florida, 2/28/80, Birmingham, Alabama
33 - by Kentucky, 3/1/80, Birmingham, Alabama
33 - by Auburn, 3/8/91, Nashville, Tennessee

FIELD GOAL ATTEMPTS

80 - vs. Tennessee, 3/10/89, Knoxville, Tennessee
80 - vs. Georgia, 3/10/94, Memphis, Tennessee
79 - vs. Kentucky, 3/2/79, Birmingham, Alabama
73 - vs. Kentucky, 3/14/92, Birmingham, Alabama
71 - vs. Miss. State, 3/14/09, Tampa, Florida

OPP. FIELD GOAL ATTEMPTS

76 - by Kentucky, 3/14/93, Lexington, Kentucky
75 - by Tennessee, 3/13/92, Birmingham, Alabama
73 - by Georgia, 3/7/87, Atlanta, Georgia
70 - by Tennessee, 3/8/07, Atlanta, Georgia
68 - five times

FIELD GOAL PERCENTAGE

60.9 (36-64) - vs. UF, 2/28/80, Birmingham, Alabama
58.6 (31-52) - vs. Ole Miss, 3/12/93, Lexington
56.7 (34-60) - vs. Vandy, 3/10/06, Nashville
55.6 (30-54) - vs. UF, 3/5/81, Birmingham, Alabama
55.2 (32-58) - vs. Auburn, 3/11/05, Atlanta, Georgia

OPP. FIELD GOAL PERCENTAGE

62.3 (33-53) - by UK, 3/11/80, Birmingham, Alabama
58.6 (34-58) - by Carolina, 3/12/04, Atlanta, Georgia
58.3 (28-48) - by Miss. St., 3/8/18, St. Louis, Missouri
57.4 (27-47) - by UGA, 3/6/81, Birmingham, Alabama
56.6 (32-58) - by Tenn., 3/11/83, Birmingham

THREE-POINT FIELD GOALS MADE

11 - vs. Auburn, 3/11/05, Atlanta, Georgia
11 - vs. Alabama, 3/13/14, Atlanta, Georgia
11 - vs. Miss. State, 3/8/18, St. Louis, Missouri
10 - vs. Vanderbilt, 3/10/00, Atlanta, Georgia
10 - vs. Arkansas, 3/13/03, New Orleans, Louisiana

OPP. THREE-POINT FIELD GOALS MADE

17 - by Florida, 3/4/99, Atlanta, Georgia
14 - by Kentucky, 3/14/93, Lexington, Kentucky
12 - by South Carolina, 3/12/04, Atlanta, Georgia
11 - by Vanderbilt, 3/9/95, Atlanta, Georgia
11 - by Vanderbilt, 3/10/06, Nashville, Tennessee
11 - by Florida, 3/15/13, Nashville, Tennessee
11 - by Miss. State, 3/8/17, St. Louis, Missouri

THREE-POINT FIELD GOAL ATTEMPTS

31 - vs. Miss. State, 3/8/18, Nashville, Tennessee
30 - vs. Vanderbilt, 3/10/00, Atlanta, Georgia
29 - vs. Georgia, 3/10/94, Memphis, Tennessee
27 - vs. Texas A&M, 3/12/16, Nashville, Tennessee
26 - vs. South Carolina, 3/7/96, New Orleans

OPP. THREE-POINT FIELD GOAL ATTEMPTS

44 - by Kentucky, 3/14/93, Lexington, Kentucky
36 - by Florida, 3/4/99, Atlanta, Georgia
31 - by Tennessee, 3/8/07, Atlanta, Georgia
30 - by Vanderbilt, 3/9/95, Atlanta, Georgia
30 - by Miss. State, 3/8/17, St. Louis, Missouri

THREE-POINT FIELD GOAL PERCENTAGE

80.0 (4-5) - vs. Miss. State, 3/5/87, Atlanta, Georgia
61.1 (11-18) - vs. Auburn, 3/11/05, Atlanta, Georgia
60.0 (6-10) - vs. Georgia, 3/7/87, Atlanta, Georgia
58.3 (7-12) - vs. Georgia, 3/8/02, Atlanta, Georgia
57.1 (8-14) - vs. Vandy, 3/10/06, Nashville, Tennessee

OPP. THREE-POINT FG PERCENTAGE

100.0 (3-3) - by Miss. State, 3/5/87, Atlanta, Georgia
69.2 (9-13) - by Auburn, 3/8/91, Nashville, Tennessee
58.8 (10-17) - by Miss. St., 3/8/18, Nashville
57.1 (12-21) - by South Carolina, 3/12/04, Atlanta
55.0 (11-20) - by Florida, 3/15/13, Nashville, Tennessee

FREE THROWS MADE (SINCE 1951)

31 - vs. Tennessee, 3/13/92, Birmingham, Alabama
29 - vs. Georgia, 3/7/87, Atlanta, Georgia
28 - vs. Vanderbilt, 3/11/88, Baton Rouge, Louisiana
25 - vs. Florida, 3/5/81, Birmingham, Alabama
25 - vs. Arkansas, 3/9/01, Nashville, Tennessee
25 - vs. Auburn, 3/13/15, Nashville, Tennessee

OPP. FREE THROWS MADE

30 - vs. Georgia, 3/10/94, Memphis, Tennessee
27 - vs. Alabama, 3/8/87, Atlanta, Georgia
26 - vs. Kentucky, 3/2/79, Birmingham, Alabama
26 - vs. Kentucky, 3/14/14, Atlanta, Georgia
25 - vs. Tennessee, 3/5/98, Atlanta, Georgia

FREE THROW ATTEMPTS

50 - by Georgia, 3/10/94, Memphis, Tennessee
41 - by Kentucky, 3/14/14, Atlanta, Georgia
37 - by Tennessee, 3/8/89, Knoxville, Tennessee
36 - by Auburn, 3/13/15, Nashville, Tennessee
35 - by Miss. State, 3/14/09, Tampa, Florida

FREE THROW PERCENTAGE

100.0 (11-11) - vs. Tenn., 3/11/83, Birmingham, Alabama
100.0 (10-10) - vs. UK, 3/7/86, Lexington, Kentucky
90.3 (28-31) - vs. Vandy, 3/11/88, Nashville, Tennessee
85.7 (18-21) - vs. Ala., 3/8/84, Nashville, Tennessee
83.3 (5-6) - vs. Auburn, 3/7/85, Birmingham, Alabama
83.3 (15-18) - vs. Miss. St., 3/8/17, Nashville

OPP. FREE THROW PERCENTAGE

92.3 (12-13) - by Miss. State, 3/8/17, St. Louis, Missouri
87.1 (27-31) - by Alabama, 3/8/87, Atlanta, Georgia
85.7 (12-14) - by UK, 3/1/80, Birmingham, Alabama
84.6 (22-26) - by Ole Miss, 3/9/07, Atlanta, Georgia
83.3 (10-12) - by Tenn., 3/13/92, Birmingham, Alabama

MOST REBOUNDS

49 - vs. Miss. State, 3/14/09, Tampa, Florida
47 - vs. Tennessee, 3/13/92, Birmingham, Alabama
46 - vs. Florida, 3/6/86, Lexington, Kentucky
46 - vs. Kentucky, 3/12/05, Atlanta, Georgia
46 - vs. Auburn, 3/13/15, Nashville, Tennessee

MOST OPPONENT REBOUNDS

52 - by Tennessee, 3/10/89, Knoxville, Tennessee
52 - by Texas A&M, 3/12/16, Nashville, Tennessee
49 - by Kentucky, 3/14/93, Lexington, Kentucky
49 - by Georgia, 3/10/94, Memphis, Tennessee
48 - by Miss. State, 3/14/09, Tampa, Florida
48 - by Vanderbilt, 3/10/11, Atlanta, Georgia
48 - by Georgia, 3/14/13, Nashville, Tennessee
48 - by Kentucky, 3/14/2014, Atlanta, Georgia

MOST ASSISTS

22 - vs. Ole Miss, 3/12/93, Lexington, Kentucky
21 - vs. Kentucky, 3/1/80, Birmingham, Alabama
19 - vs. Alabama, 3/13/14, Atlanta, Georgia
18 - vs. Vanderbilt, 3/10/06, Nashville, Tennessee
17 - vs. Kentucky, 3/12/88, Baton Rouge, Louisiana
17 - vs. Tennessee, 3/13/92, Birmingham, Alabama

MOST OPPONENT ASSISTS

26 - by Kentucky, 3/14/93, Lexington, Kentucky
23 - by Vanderbilt, 3/9/95, Atlanta, Georgia
22 - by South Carolina, 3/7/96, New Orleans
21 - by Tennessee, 3/13/92, Birmingham, Alabama
20 - by Kentucky, 3/14/92, Birmingham, Alabama
20 - by South Carolina, 3/13/08, Atlanta, Georgia

MOST BLOCKS

13 - vs. Auburn, 3/9/90, Orlando, Florida
8 - vs. Miss. State, 3/15/03, New Orleans, Louisiana
8 - vs. Tennessee, 3/8/07, Atlanta, Georgia
8 - vs. Miss. State, 3/14/09, Tampa, Florida
8 - vs. Auburn, 3/13/15, Nashville, Tennessee

MOST OPPONENT BLOCKS

11 - by Kentucky, 3/14/14, Atlanta, Georgia
10 - by Kentucky, 3/14/93, Lexington, Kentucky
9 - by Tennessee, 3/5/98, Atlanta, Georgia
9 - by Mississippi State, 3/14/09, Tampa, Florida
9 - vs. Kentucky, 3/9/12, New Orleans, Louisiana

MOST STEALS

13 - vs. Florida, 3/6/87, Atlanta, Georgia
13 - vs. Kentucky, 3/9/12, New Orleans, Louisiana
12 - vs. Vanderbilt, 3/13/93, Lexington, Kentucky
11 - vs. Miss. State, 3/5/87, Atlanta, Georgia
11 - vs. Ole Miss, 3/12/93, Lexington, Kentucky
11 - vs. Vanderbilt, 3/7/02, Atlanta, Georgia
11 - vs. Miss. State, 3/8/18, Nashville, Tennessee

MOST OPPONENT STEALS

16 - by Vanderbilt, 3/9/95, Atlanta, Georgia
14 - by Tennessee, 3/8/07, Atlanta, Georgia
12 - by Arkansas, 3/11/00, Atlanta, Georgia
12 - by Georgia, 3/8/02, Atlanta, Georgia
12 - by Miss. State, 3/8/17, Nashville, Tennessee

MARGIN OF VICTORY

45 (74-29) - vs. Tulane, 2/28/46, Louisville, Kentucky
35 (69-34) - vs. Ole Miss, 3/1/46, Louisville, Kentucky
33 (77-44) - vs. Miss. St., 2/28/52, Louisville
31 (89-58) - vs. Auburn, 3/11/05, Atlanta, Georgia
29 (67-38) - vs. Auburn, Louisville, Kentucky
29 (85-56) - vs. Arkansas, New Orleans, Louisiana

MARGIN OF DEFEAT

33 (38-71) - vs. Texas A&M, 3/12/16, Nashville
28 (40-68) - vs. Ole Miss, 3/4/38, Baton Rouge
27 (28-55) - vs. Kentucky, 3/3/44, Louisville
27 (52-79) - vs. Miss. State, 3/8/17, Nashville
26 (25-51) - vs. Alabama, 2/29/40, Knoxville
26 (37-63) - vs. Kentucky, 3/2/45, Louisville

SEC Tournament Records

Individual Single Game

MOST POINTS

37 – Chris Jackson, vs. Tennessee, 3/10/89, Knoxville, Tennessee
31 – Anthony Wilson, vs. Georgia, 3/7/87, Atlanta, Georgia
30 – Ricky Blanton, vs. Vanderbilt, 3/11/88, Baton Rouge
28 – Tremont Waters, vs. Miss. State, 3/8/18, St. Louis, Missouri
28 – Glen Davis, vs. Vanderbilt, 3/10/06, Atlanta, Georgia
28 – Jermaine Williams, vs. Kentucky, 3/7/86, Lexington, Kentucky
27 – Derrick Taylor, vs. Florida, 3/6/86, Lexington, Kentucky
27 – Leonard Mitchell, vs. Florida, 3/5/81, Birmingham, Alabama
26 – Naz Reid, vs. Florida, 3/15/19, Nashville, Tennessee
26 – Chris Jackson, vs. Auburn, 3/9/90, Orlando, Florida
26 – Nikita Wilson, vs. Alabama, 3/8/87, Atlanta, Georgia

MOST FIELD GOAL ATTEMPTS

36 – Chris Jackson, vs. Tennessee, 3/10/89, Knoxville, Tennessee
21 – Jermaine Williams, vs. Kentucky, 3/1/80, Birmingham, Alabama
20 – Tremont Waters, vs. Miss. State, 3/8/18, St. Louis, Missouri
20 – Naz Reid, vs. Florida, 3/15/19, Nashville, Tennessee
20 – Anthony Wilson, vs. Georgia, 3/7/87, Atlanta, Tennessee
20 – Geert Hammink, vs. Kentucky, 3/14/93, Lexington, Kentucky
20 – Ricky Blanton, vs. Vanderbilt, 3/11/88, Baton Rouge, Louisiana

MOST FIELD GOALS MADE

15 – Chris Jackson, vs. Tennessee, 3/10/89, Knoxville, Tennessee
13 – DeWayne Scales, vs. Kentucky, 3/1/80, Birmingham, Alabama
12 – John Williams, vs. Kentucky, 3/7/86, Lexington, Kentucky
11 – Naz Reid, vs. Florida, 3/15/19, Nashville, Tennessee
11 – Nikita Wilson, vs. Alabama, 3/8/87, Atlanta, Georgia
11 – Leonard Mitchell, vs. Tennessee, 3/11/83, Birmingham, Alabama
11 – Ronald Dupree, vs. Florida, 3/14/03, New Orleans, Louisiana
10 – eight times

FIELD GOAL PERCENTAGE (MIN. 10 ATTEMPTS)

93.3 (14-15) – Nikita Wilson, vs. Georgia, 3/7/87, Atlanta, Georgia
81.8 (9-11) – Glen Davis, vs. Auburn, 3/1/05, Atlanta, Georgia
81.8 (9-11) – Shavon Coleman, vs. Georgia, 3/14/13, Nashville, Tennessee
73.3 (11-15) – Ronald Dupree, vs. Florida, 3/14/03, New Orleans, Louisiana
72.7 (8-11) – Clarence Ceasar, vs. Ole Miss, 3/12/93, Lexington, Kentucky
72.7 (8-11) – Stanley Roberts, vs. Auburn, 3/9/90, Orlando, Florida
69.2 (9-13) – Storm Warren, vs. Tennessee, 3/11/10, Nashville, Tennessee
68.7 (11-16) – Nikita Wilson vs. Alabama, 3/8/87, Atlanta, Georgia
66.7 (10-15) – Derrick Taylor vs. Florida, 3/6/86, Lexington, Kentucky
66.7 (8-12) – Darrel Mitchell, vs. Vanderbilt, 3/10/06, Nashville, Tennessee
66.7 (8-12) – Antonio Hudson, vs. South Carolina, 3/12/04, Atlanta, Georgia

MOST FREE THROW ATTEMPTS

18 – Jarell Martin, vs. Auburn, 3/13/15, Nashville, Tennessee
17 – Johnny O'Bryant III, vs. Georgia, 3/14/13, Nashville, Tennessee
17 – Johnny O'Bryant III, vs. Arkansas, 3/8/12, New Orleans, Louisiana
17 – Glen Davis, vs. Tennessee, 3/8/07, Atlanta, Georgia
15 – Nikita Wilson vs. Georgia, 3/17/87, Atlanta, Georgia
13 – Johnny O'Bryant III, vs. Kentucky, 3/14/14, Atlanta, Georgia

MOST FREE THROWS MADE

14 – Nikita Wilson, vs. Georgia, 3/7/87, Atlanta, Georgia
13 – Glen Davis, vs. Tennessee, 3/8/07, Atlanta, Georgia
11 – Antonio Hudson, vs. Georgia, 3/8/02, Atlanta, Georgia
10 – Johnny O'Bryant III, vs. Arkansas, 3/8/12, New Orleans, Louisiana
9 – Antonio Blakeney, vs. Tennessee, 3/11/16, Nashville, Tennessee
9 – Duane Spencer, vs. South Carolina, 3/7/96, New Orleans, Louisiana
8 – 6 times

FREE THROW PERCENTAGE (MIN. 8 ATTEMPTS)

100.0 (10-10) – Ricky Blanton, vs. Vanderbilt, 3/11/88, Baton Rouge, Louisiana
100.0 (9-9) – Antonio Blakeney, vs. Tennessee, 3/11/16, Nashville, Tennessee
93.3 (14-15) – Nikita Wilson, vs. Georgia, 3/17/87, Atlanta, Georgia
91.7 (11-12) – Antonio Hudson, vs. Georgia, 3/8/02, Atlanta, Georgia
90.0 (9-10) – Duane Spencer, vs. South Carolina, 3/7/96, New Orleans, Louisiana
88.9 (8-9) – Maurice Carter, vs. Tennessee, 3/5/98, Atlanta, Georgia
88.9 (8-9) – Darryl Joe, vs. Vanderbilt, 3/11/88, Baton Rouge, Louisiana
87.7 (7-8) – Derrick Taylor, vs. Florida, 3/6/86, Lexington, Kentucky
80.0 (8-10) – Jabari Smith, vs. Florida, 3/4/99, Atlanta, Georgia

MOST THREE-POINT FIELD GOAL ATTEMPTS

12 – Chris Jackson, vs. Tennessee, 3/10/89, Knoxville, Tennessee
10 – Darryl Joe, vs. Kentucky, 3/12/88, Baton Rouge, Louisiana
10 – Maurice Carter, vs. South Carolina, 3/17/96, New Orleans, Louisiana
10 – Marcus Thornton, vs. South Carolina, 3/13/08, Atlanta, Georgia
10 – Tremont Waters, vs. Miss. State, 3/8/18, St. Louis, Missouri

MOST THREE-POINT FIELD GOALS MADE

6 – Collis Temple III, vs. Vanderbilt, 3/10/2000, Atlanta, Georgia
5 – Antonio Hudson, vs. Auburn, 3/11/05, Atlanta, Georgia
5 – Antonio Hudson, vs. South Carolina, 3/12/04, Atlanta, Georgia
5 – Anthony Wilson, vs. Georgia, 3/7/87, Atlanta, Georgia
5 – Tremont Waters, vs. Miss. State, 3/8/18, St. Louis, Missouri
5 – Shavon Coleman, vs. Alabama, 3/13/14, Atlanta, Georgia

THREE-POINT FIELD GOAL PERCENTAGE (MIN. 5 ATTEMPTS)

93.3 (5-6) – Anthony Wilson, vs. Georgia, 3/7/87, Atlanta, Georgia
85.7 (6-7) – Collis Temple III, vs. Vanderbilt, 3/10/00, Atlanta, Georgia
80.0 (4-5) – Shavon Coleman, vs. Georgia, 3/14/13, Nashville, Tennessee
80.0 (4-5) – Justin Anderson, vs. Kentucky, 3/14/92, Birmingham, Alabama
71.4 (5-7) – Antonio Hudson, vs. Auburn, 3/11/05, Atlanta, Georgia
71.4 (5-7) – Antonio Hudson, vs. South Carolina, 3/12/04, Atlanta, Georgia

MOST REBOUNDS

20 – John Williams, vs. Florida, 3/6/86, Lexington, Kentucky
16 – Jarell Martin, vs. Auburn, 3/13/15, Nashville, Tennessee
16 – Geert Hammink, vs. Kentucky, 3/14/93, Lexington, Kentucky
16 – Shaquille O'Neal, vs. Tennessee, 3/13/92, Birmingham, Alabama
15 – Glen Davis, vs. Tennessee, 3/8/07, Atlanta, Georgia
15 – Jaime Lloreda, vs. Florida, 3/14/03, New Orleans, Louisiana
14 – Vernel Singleton, vs. Tennessee, 3/10/89, Knoxville, Tennessee
14 – Jose Vargas, vs. Vanderbilt, 3/11/88, Baton Rouge, Louisiana
14 – Jerry Reynolds, vs. Tennessee, 3/11/83, Birmingham, Alabama
14 – Naz Reid, vs. Florida, 3/15/19, Nashville, Tennessee
14 – Chris Johnson, vs. South Carolina, 3/13/08, Atlanta, Georgia

MOST ASSISTS

10 – Greg Cook, vs. Kentucky, March 1, 1980, Birmingham, Alabama
9 – Bernard Woodside, March 12, 1988, Baton Rouge, Louisiana
8 – Anthony Hickey, vs. Alabama, March 3, 2014, Atlanta, Georgia
7 – Tremont Waters, vs. Florida, March 15, 2019, Nashville, Tennessee
7 – Tim Quarterman, vs. Tennessee, March 11, 2016, Nashville, Tennessee
7 – Anthony Hickey, vs. Arkansas, 3/8/12, New Orleans, Louisiana
7 – Jamie Brandon, vs. Tennessee, 3/13/92, Birmingham, Alabama
7 – T. J. Pugh, vs. Auburn, 3/8/91, Nashville, Tennessee
7 – Oliver Brown, vs. Alabama, 3/8/87, Atlanta, Georgia

MOST BLOCKS

7 – Shaquille O'Neal, vs. Auburn, 3/9/90, Orlando, Florida
5 – Garrett Temple, vs. Tennessee, 3/8/87, Atlanta, Georgia
4 – Vernel Singleton, vs. Auburn, 3/9/90, Orlando, Florida
4 – Jaime Lloreda, vs. Florida, 3/14/03, New Orleans, Louisiana
4 – Jaime Lloreda, vs. Miss. State, 3/15/03, New Orleans, Louisiana
3 – five times

MOST STEALS

6 – Vernel Singleton, vs. Tennessee, 3/10/89, Knoxville, Tennessee
5 – Antonio Hickey, vs. Kentucky, 3/9/12, New Orleans, Louisiana
5 – Jermaine Williams, vs. Vanderbilt, 3/7/02, Atlanta, Georgia
5 – Jamie Brandon, vs. Kentucky, 3/14/92, Birmingham, Alabama
5 – Darryl Joe, vs. Florida, 3/6/87, Atlanta, Georgia
5 – Oliver Brown, vs. Miss. State, 3/5/87, Atlanta, Georgia

NCAA Tournament Records

Team Single Game

MOST POINTS SCORED

100 (100-78) – vs. Lamar, 3/14/81, Austin, Texas
98 (98-88) – vs. Alcorn State, 3/9/80, Denton, Texas
96 (96-85) – vs. Wichita State, 3/22/81, New Orleans
94 (94-87, 2 OT) – vs. Purdue, 3/13/86, Baton Rouge
94 (94-83) – vs. BYU, 3/19/92, Boise, Idaho

MOST OPP. POINTS SCORES

94 (91-94) – by Georgia Tech, 3/17/90, Knoxville
89 (79-89) – by Indiana, 3/21/92, Boise Idaho
88 (98-88) – by Alcorn State, 3/9/80, Denton, Texas
88 (77-88) – by Louisville, 3/29/86, Dallas, Texas
88 (69-88) – by Wash., 3/18/53, Kansas City, Missouri

FEWEST POINTS SCORED

48 (48-61) – vs. Wisconsin, 3/23/00, Albuquerque
49 (49-67) – vs. Indiana, 3/28/81, Philadelphia
45 (45-59) – vs. UCLA, 4/1/06, Indianapolis, Indiana
55 (55-78) – vs. Navy, 3/15/85, Dayton, Ohio
56 (56-80) – vs. Purdue, 3/21/03, Birmingham

OPP. FEWEST POINTS SCORED

54 (62-54) – by Duke, 3/23/06, Atlanta, Georgia
56 (72-56) – by Arkansas, 3/20/81, New Orleans
57 (71-57) – by App. St., 3/10/79, Bloomington
57 (59-57) – by Kentucky, 3/22/86, Atlanta, Georgia
57 (58-57) – by Texas A&M, 3/18/06, Jacksonville

FIELD GOALS MADE

45 – vs. Lamar, 3/14/81, Austin, Texas
41 – vs. Alcorn State, 3/9/80, Denton, Texas
39 – vs. Wichita State, 3/22/81, New Orleans Louisiana
38 – vs. Lebanon Valley, 3/13/53, Raleigh, N. Carolina
38 – vs. Purdue, 3/13/86, Baton Rouge, Louisiana

OPP. FIELD GOALS MADE

39 – by Alcorn State, 3/9/80, Denton, Texas
38 – by Wichita State, 3/22/81, New Orleans
38 – by Louisville, 3/29/86, Dallas, Texas
37 – by Purdue, 3/13/86, Baton Rouge, Louisiana
36 – by Memphis, 3/15/86, Baton Rouge, Louisiana

FIELD GOAL ATTEMPTS

80 – vs. Washington, 3/18/53, Kansas City, Missouri
78 – vs. Purdue, 3/13/86, Baton Rouge, Louisiana
77 – vs. Georgia Tech, 3/17/90, Knoxville, Tennessee
75 – vs. Louisville, 3/29/86, Dallas, Texas
75 – vs. UTEP, 3/17/89, Tucson, Arizona
75 – vs. Connecticut, 3/14/91, Minneapolis, Minnesota

OPP. FIELD GOAL ATTEMPTS

83 – by Penn State, 3/12/1954, Iowa City, Iowa
82 – by Alcorn State, 3/9/80, Denton, Texas
81 – by Georgia Tech, 3/17/90, Knoxville, Tennessee
80 – by Washington, 3/18/1953, Kansas City, Missouri
80 – by BYU, 3/19/92, Boise, Idaho

FIELD GOAL PERCENTAGE

63.9 (39-61) – vs. Wichita St., 3/22/81, New Orleans
60.8 (45-74) – vs. Lamar, 3/14/81, Austin, Texas
55.4 (41-74) – vs. Alcorn State, 3/9/80, Denton, Texas
54.5 (24-44) – vs. Temple, 3/15/87, Rosemont, Illinois
54.1 (33-61) – vs. Ga. Tech, 3/13/87, Rosemont, Illinois

OPP. FIELD GOAL PERCENTAGE

58.3 (28-48) – vs. Ga. Tech, 3/20/86, Atlanta, Georgia
58.1 (26-62) – vs. Memphis, 3/15/86, Baton Rouge
57.7 (30-52) – vs. Louisville, 3/16/80, Houston, Texas
55.9 (38-68) – vs. Louisville, 3/29/86, Dallas, Texas
55.1 (27-49) – vs. Missouri, 3/14/80, Houston Texas

THREE-POINT FIELD GOALS

9 – vs. Georgia Tech, 3/13/87, Rosemont, Illinois
9 – vs. N. Carolina, 3/21/09, Greensboro, N. Carolina
7 – vs. Indiana, 3/21/92, Boise, Idaho
7 – vs. California, 3/18/93, Rosemont, Illinois
7 – vs. Maryland, 3/23/19, Jacksonville, Florida

OPP. THREE-POINT FIELD GOALS

13 – by BYU, 3/19/92, Boise, Idaho

13 – by Michigan State, 3/29/19, Washington, D. C.
10 – by Georgia Tech, 3/17/90, Knoxville, Tennessee
10 – by Texas, 3/25/06, Atlanta, Georgia
9 – by Georgetown, 3/18/88, Hartford, Connecticut
9 – by Villanova, 3/15/90, Knoxville, Tennessee
9 – by Texas, 3/18/00, Salt Lake City, Utah
9 – by Purdue, 3/21/03, Birmingham, Alabama
9 – by Maryland, 3/23/19, Jacksonville, Florida

THREE-POINT FIELD GOAL ATTEMPTS

31 – vs. UAB, 3/17/05, Boise, Idaho
26 – vs. Purdue, 3/21/03, Birmingham, Alabama
24 – vs. Maryland, 3/23/19, Jacksonville, Florida
23 – vs. Indiana, 3/21/92, Boise Idaho
22 – vs. N. Carolina, 3/21/09, Greensboro, N. Carolina

OPP. THREE-POINT FIELD GOAL ATTEMPTS

37 – by Yale, 3/21/19, Jacksonville, Florida
33 – by BYU, 3/19/92, Boise, Idaho
32 – by Michigan State, 3/29/19, Washington, D. C.
29 – by Texas, 3/25/06, Atlanta, Georgia
28 – by Villanova, 3/15/90, Knoxville, Tennessee
28 – by Maryland, 3/23/19, Jacksonville, Florida

THREE-POINT FIELD GOAL PERCENTAGE

54.5 – vs. SE Missouri St., 3/16/00, Salt Lake City, Utah
52.9 – vs. Georgia Tech, 3/13/87, Rosemont, Illinois
50.0 – vs. Temple, 3/15/87, Rosemont, Illinois
50.0 – vs. Villanova, 3/15/90, Knoxville, Tennessee
50.0 – vs. Iona, 3/16/06, Jacksonville, Tennessee

OPP. THREE-POINT FG PERCENTAGE

56.3 – by Purdue, 3/21/03, Birmingham, Alabama
50.0 – by UConn, 3/14/91, Minneapolis, Minnesota
46.2 – by Texas A&M, 3/18/06, Jacksonville, Florida
46.2 – by UNC, 3/21/09, Greensboro, North Carolina
45.0 – by Texas, 3/18/00, Salt Lake City, Utah

FREE THROWS MADE

23 – vs. Indiana, 3/17/53, Kansas City, Missouri
21 – vs. Holy Cross, 3/14/53, Raleigh, North Carolina
21 – vs. Memphis, 3/15/86, Baton Rouge, Louisiana
21 – vs. Iona, 3/16/06, Jacksonville, Florida
20 – vs. Penn State, 3/12/54, Iowa City, Iowa
20 – vs. Indiana, 3/13/54, Iowa City, Iowa
20 – vs. Texas, 3/18/00, Salt Lake City, Utah

OPP. FREE THROWS MADE

34 – by Virginia, 3/30/81, Philadelphia, Pennsylvania
34 – by Navy, 3/15/85, Dayton, Ohio
33 – by Indiana, 3/13/54, Kansas City, Missouri
30 – by Lebanon Valley, 3/13/53, Raleigh, NC
30 – by Indiana, 3/17/53, Kansas City, Missouri

FREE THROW ATTEMPTS

43 – vs. Indiana, 3/17/53, Kansas City, Missouri
34 – vs. Holy Cross, 3/14/53, Raleigh, North Carolina
28 – vs. Indiana, 3/13/54, Iowa City, Iowa
28 – vs. Memphis, 3/15/86, Baton Rouge, Louisiana
28 – vs. Texas, 3/18/00, Salt Lake City, Utah
28 – vs. UCLA, 4/1/06, Indianapolis, Indiana
28 – vs. Yale, 3/21/91, Jacksonville, Florida

OPP. FREE THROW ATTEMPTS

49 – by Indiana, 3/13/1954, Iowa City, Iowa
43 – by Lebanon Valley, 3/13/53, Raleigh, NC
43 – by Navy, 3/15/85, Dayton, Ohio
42 – by Indiana, 3/17/53, Kansas City, Missouri
39 – by Louisville, 3/16/80, Houston, Texas

FREE THROW PERCENTAGE

92.3 – vs. Indiana, 3/21/92, Boise, Idaho
87.5 – vs. Texas-El Paso, 3/17/89, Tucson, Arizona
87.5 – vs. Maryland, 3/23/19, Jacksonville, Florida
83.3 – vs. Washington, 3/18/53, Kansas City, Missouri
83.3 – vs. Penn State, 3/12/54, Iowa City, Iowa

OPP. FREE THROW PERCENTAGE

89.5 – by Virginia, 3/30/81, Philadelphia, Pennsylvania
89.5 – by Purdue, 3/21/03, Birmingham, Alabama

88.5 – by Indiana, 3/21/92, Boise Idaho
87.5 – by Indiana, 3/22/87, Cincinnati, Ohio
84.6 – by Georgia Tech, 3/13/87, Rosemont, Illinois

MOST REBOUNDS

51 – vs. Penn State, 3/12/54, Iowa City, Iowa
51 – vs. Georgia Tech, 3/17/90, Knoxville, Tennessee
47 – vs. Villanova, 3/15/90, Knoxville, Tennessee
46 – vs. App. State, 3/10/79, Bloomington, Indiana
46 – vs. Connecticut, 3/14/91, Minneapolis, Minnesota
46 – vs. Yale, 3/21/19, Jacksonville, Florida

OPP. REBOUNDS

52 – by Georgia Tech, 3/17/90, Knoxville, Tennessee
49 – by BYU, 3/19/92, Boise, Idaho
45 – by Texas, 3/25/06, Atlanta, Georgia
44 – by Louisville, 3/29/86, Houston, Texas
44 – by Connecticut, 3/14/91, Minneapolis, Minnesota
44 – by Duke, 3/23/06, Atlanta, Georgia

MOST ASSISTS

29 – vs. Lamar, 3/14/81, Austin, Texas
23 – vs. Georgia Tech, 3/13/87, Rosemont, Illinois
23 – vs. BYU, 3/19/92, Boise, Idaho
22 – vs. Purdue, 3/13/86, Baton Rouge, Louisiana
22 – vs. Indiana, 3/21/92, Boise, Idaho

OPP. ASSISTS

26 – by Louisville, 3/29/86, Dallas, Texas
24 – by Wichita State, 3/22/81, New Orleans, Louisiana
22 – by Louisville, 3/16/86, Houston, Texas
22 – by Michigan State, 3/29/19, Washington, D.C.
21 – by Michigan State, 3/16/79, Indianapolis, Indiana
21 – by Connecticut, 3/14/91, Minneapolis, Minnesota

MOST BLOCKS

12 – vs. BYU, 3/19/92, Boise, Idaho
11 – vs. Iona, 3/16/06, Jacksonville, Florida
10 – vs. Georgia Tech, 3/17/90, Knoxville, Tennessee
9 – vs. Duke, 3/23/06, Atlanta, Georgia
8 – vs. Villanova, 3/15/90, Knoxville, Tennessee
8 – vs. Butler, 3/19/09, Greensboro, North Carolina

OPP. BLOCKS

7 – by Texas-El Paso, 3/17/89, Tucson, Arizona
7 – by California, 3/18/93, Rosemont, Illinois
7 – by Texas, 3/25/06, Atlanta, Georgia
7 – by Maryland, 3/23/19, Jacksonville, Florida
6 – by Michigan State, 3/29/19, Washington, D.C.

MOST STEALS

12 – vs. Purdue, 3/13/86, Baton Rouge, Louisiana
11 – vs. Butler, 3/19/09, Greensboro, North Carolina
10 – vs. Missouri, 3/14/80, Houston, Texas
10 – vs. Georgia Tech, 3/20/86, Atlanta, Georgia
10 – vs. BYU, 3/19/92, Boise, Idaho

OPP. STEALS

11 – by Arkansas, 3/20/81, New Orleans, Louisiana
11 – by Wisconsin, 3/23/00, Albuquerque, New Mexico
11 – by North Carolina, 3/21/09, Greensboro, NC
10 – by Michigan State, 3/16/79, Indianapolis, Indiana
10 – by Villanova, 3/15/90, Knoxville, Tennessee
10 – by BYU, 3/19/92, Boise, Idaho
10 – by Iona, 3/16/06, Jacksonville, Florida
10 – by UCLA, 4/1/06, Indianapolis, Indiana

MARGIN OF VICTORY

22 (100-78) – vs. Lamar, 3/14/81, Austin, Texas
16 (72-56) – vs. Arkansas, 3/20/81, New Orleans
16 (80-64) – vs. Iona, 3/16/06, Jacksonville, Florida
14 (71-57) – vs. App. St., 3/10/79, Bloomington, Ind.
13 (89-76) – vs. Lebanon Valley, 3/13/53, Raleigh, NC

MARGIN OF DEFEAT

24 (56-80) – by Purdue, 2/21/03, Birmingham, Ala.
23 (55-78) – by Navy, 3/15/85, Dayton, Ohio
20 (66-86) – by Louisville, 3/16/80, Houston, Texas
19 (69-88) – by Washington, 3/18/53, Kansas City, Mo.
18 (49-67) – by Indiana, 3/28/81, Philadelphia

NCAA Tournament Records

Individual Single Game

MOST POINTS

36 – Bob Pettit, vs. Washington, 3/18/53, Kansas City, Missouri
36 – Shaquille O'Neal, vs. Indiana, 3/21/92, Boise, Idaho
33 – Chris Jackson, vs. UTEP, 3/17/89, Tucson, Arizona
31 – Durand Macklin, vs. Alcorn State, 3/8/80, Denton, Texas
31 – Durand Macklin, vs. Lamar, 3/14/81, Austin, Texas
30 – Maurice Williams, vs. BYU, 3/19/92, Boise, Idaho
30 – Marcus Thornton, vs. Butler, 3/19/98, Greensboro, North Carolina
28 – Darryl Joe, vs. Georgia Tech, 3/13/87, Rosemont, Illinois
27 – Don Redden, vs. Georgia Tech, 3/20/86, Atlanta, Georgia
27 – Shaquille O'Neal, vs. Connecticut, 3/14/91, Minneapolis, Minnesota
26 – Shaquille O'Neal, vs. BYU, 3/19/92, Boise, Idaho
26 – Glen Davis, vs. Texas, 3/25/06, Atlanta, Georgia

MOST FIELD GOAL ATTEMPTS

32 – Chris Jackson, vs. UTEP, 3/17/89, Tucson, Arizona
22 – Howard Carter, vs. Lamar, 3/14/81, Austin, Texas
20 – Durand Macklin, vs. Alcorn, 3/8/80, Denton, Texas
22 – John Williams, vs. Purdue, 3/13/86, Baton Rouge, Louisiana
22 – Shaquille O'Neal, vs. Connecticut, 3/14/91, Minneapolis, Minnesota
20 – Don Redden, vs. Louisville, 3/29/86, Dallas, Texas
20 – Anthony Wilson, vs. DePaul, 3/20/87, Cincinnati, Ohio
19 – Willie Sims, vs. Alcorn, 3/8/80, Denton, Texas
19 – Nikita Wilson, vs. DePaul, 3/20/87, Cincinnati, Ohio
19 – Nikita Wilson, vs. Georgia Tech, 3/13/87, Rosemont, Illinois
19 – Glen Davis, vs. Texas, 3/25/06, Atlanta, Georgia

MOST FIELD GOAL MADE

16 – Chris Jackson, vs. UTEP, 3/17/89, Tucson, Arizona
14 – Bob Pettit, vs. Washington, 3/18/53, Kansas City, Missouri
13 – Willie Sims, vs. Alcorn, 3/8/80, Denton, Texas
13 – Howard Carter, vs. Lamar, 3/14/81, Austin, Texas
12 – Durand Macklin, vs. Alcorn, 3/8/80, Denton, Texas
12 – Durand Macklin, vs. Lamar, 3/14/81, Austin, Texas
12 – Nikita Wilson, vs. DePaul, 3/20/87, Cincinnati, Ohio
11 – Jordy Hultberg, vs. Michigan State, 3/16/79, Indianapolis, Indiana
11 – Shaquille O'Neal, vs. BYU, 3/19/92, Boise, Idaho
11 – Glen Davis, vs. Texas, 3/25/06, Atlanta, Georgia
10 – 7 times

FIELD GOAL PERCENTAGE (MIN. 10 ATTEMPTS)

90.0 (9-10) – Greg Cook, vs. Wichita State, 3/22/81, New Orleans, Louisiana
81.8 (9-11) – Durand Macklin, vs. Wichita State, 3/22/81, New Orleans, Louisiana
80.0 (8-10) – Jordy Hultberg, vs. Louisville, 3/16/80, Houston, Texas
80.0 (8-10) – Nikita Wilson, vs. Temple, 3/15/87, Rosemont, Illinois
80.0 (8-10) – Brandon Bass, vs. UAB, 3/17/05, Boise, Idaho
71.4 (10-14) – Maurice Williamson, vs. BYU, 3/19/92, Boise, Idaho
71.4 (10-14) – Tyrus Thomas, vs. Texas, 3/25/06, Atlanta, Georgia

MOST FREE THROW ATTEMPTS

13 – Glen Davis, vs. Duke, 3/23/06, Atlanta, Georgia
12 – Shaquille O'Neal, vs. Georgia Tech, 3/17/90, Knoxville, Tennessee
12 – Shaquille O'Neal, vs. Indiana, 3/21/92, Boise, Idaho
12 – Stromile Swift, vs. Texas, 3/18/00, Salt Lake City, Utah
12 – Brandon Bass, vs. UAB, 3/17/05, Boise, Idaho
11 – Don Redden, vs. Memphis, 3/15/86, Baton Rouge, Louisiana
11 – Glen Davis, vs. Texas A&M, 3/17/06, Jacksonville, Florida

MOST FREE THROWS MADE

12 – Shaquille O'Neal, vs. Indiana, 3/21/92, Boise, Idaho
9 – Bob Pettit, vs. Indiana, 3/17/53, Kansas City, Missouri
9 – Shaquille O'Neal, vs. Georgia Tech, 3/17/90, Knoxville, Tennessee
9 – Brandon Bass, vs. UAB, 3/17/05, Boise, Idaho
8 – Bob Pettit, vs. Washington, 3/18/53, Kansas City, Missouri
8 – Glen Davis, vs. Iona, 3/15/06, Jacksonville, Florida
8 – Glen Davis, vs. Duke, 3/23/06, Atlanta, Georgia

FREE THROW PERCENTAGE (MIN. 8 ATTEMPTS)

100.0 (12-12) – Shaquille O'Neal, vs. Indiana, 3/21/92, Boise, Idaho
87.5 (7-8) – Anthony Wilson, vs. Purdue, 3/13/86, Baton Rouge, Louisiana
87.7 (7-8) – John Williams, vs. Memphis, 3/15/86, Baton Rouge, Louisiana
87.5 (7-8) – Marcus Thornton, vs. Butler, 3/19/09, Greensboro, North Carolina
87.5 (7-8) – Skylar Mays, vs. Yale, 3/12/19, Jacksonville, Florida
80.0 (8-10) – Glen Davis, vs. Iona, 3/15/06, Jacksonville, Florida

MOST THREE-POINT FIELD GOAL ATTEMPTS

11 – Marcus Thornton, vs. North Carolina, 3/21/09, Greensboro, North Carolina
10 – Antonio Hudson, vs. UAB, 3/17/05, Boise, Idaho
9 – Darryl Joe, vs. Georgia Tech, 3/13/87, Rosemont, Illinois
9 – Anthony Wilson, vs. DePaul, 3/20/87, Indianapolis, Indiana
8 – Chris Jackson, vs. UTEP, 3/17/89, Tucson, Arizona
8 – Darrel Mitchell, vs. Texas A&M, 3/17/06, Jacksonville, Florida

MOST THREE-POINT FIELD GOALS MADE

7 – Darryl Joe, vs. Georgia Tech, 3/13/87, Rosemont, Illinois
5 – Marcus Thornton, vs. North Carolina, 3/21/09, Greensboro, North Carolina

THREE-POINT FIELD GOAL PERCENTAGE (MIN. 5 ATTEMPTS)

77.8 (7-9) – Darryl Joe, vs. Georgia Tech, 3/13/87, Rosemont, Illinois
66.7 (4-6) – Maurice Williamson, vs. Villanova, 3/15/90, Knoxville, Tennessee
60.0 (3-5) – Anthony Wilson, vs. Temple, 3/15/87, Rosemont, Illinois
60.0 (3-5) – Maurice Williamson, vs. Indiana, 3/21/92, Boise, Idaho
50.0 (3-6) – Darrel Mitchell, vs. Iona, 3/15/06, Jacksonville, Florida
50.0 (4-8) – Skylar Mays, vs. Maryland, 3/23/19, Jacksonville, Florida

MOST REBOUNDS

19 – Durand Macklin, vs. Alcorn State, 3/9/80, Denton, Texas
16 – Lionel Green, vs. Appalachian State, 3/10/79, Bloomington, Indiana
16 – Durand Macklin, vs. Lamar, 3/14/81, Austin, Texas
16 – Shaquille O'Neal, vs. Connecticut, 3/14/91, Minneapolis, Minnesota
15 – Lionel Green, vs. Michigan State, 3/16/79, Indianapolis, Indiana
14 – Jaime Lloreda, vs. Purdue, 3/24/03, Birmingham, Alabama
14 – Jordan Mickey, vs. North Carolina State, 3/19/15, Pittsburgh, Pennsylvania
13 – Jerry Reynolds, vs. Dayton, 3/15/84, Salt Lake City, Utah
13 – Anthony Wilson, vs. Georgia Tech, 3/20/86, Atlanta, Georgia
13 – Shaquille O'Neal, vs. BYU, 3/19/92, Boise, Idaho
13 – Glen Davis, vs. Iona, 3/15/06, Jacksonville, Florida
13 – Tyrus Thomas, vs. Duke, 3/15/06, Atlanta, Georgia
13 – Tyrus Thomas, vs. Texas, 3/25/06, Atlanta, Georgia

MOST ASSISTS

12 – Ethan Martin, vs. Lamar, 3/14/81, Austin, Texas
10 – Ethan Martin, vs. Wichita State, 3/22/81, New Orleans, Louisiana
9 – Oliver Brown, vs. Georgia Tech, 3/13/87, Rosemont, Illinois
8 – Ethan Martin, vs. Arkansas, 3/20/81, New Orleans, Louisiana
8 – Ethan Martin, vs. Indiana, 3/28/81, Philadelphia, Pennsylvania
8 – Ethan Martin, vs. Virginia, 3/30/81, Philadelphia, Pennsylvania
8 – John Williams, vs. Purdue, 3/13/86, Baton Rouge, Louisiana
8 – Darryl Joe, vs. DePaul, 3/20/87, Cincinnati, Ohio
8 – Oliver Brown, vs. Indiana, 3/22/87, Cincinnati, Ohio
7 – 5 times

MOST BLOCKS

11 – Shaquille O'Neal, vs. BYU, 3/19/92, Boise, Idaho
6 – Stromile Swift, vs. Southeast Missouri State, 3/16/00, Salt Lake City, Utah
6 – Glen Davis, vs. Iona, 3/15/06, Jacksonville, Florida
6 – Jordan Mickey, vs. North Carolina State, 3/13/15, Pittsburgh, Pennsylvania
5 – Shaquille O'Neal, vs. Connecticut, 3/14/91, Minneapolis, Minnesota
5 – Shaquille O'Neal, vs. Indiana, 3/21/92, Boise, Idaho
5 – Tyrus Thomas, vs. Duke, 3/23/06, Atlanta, Georgia

MOST STEALS

6 – Clarence Ceasar, vs. BYU, 3/19/92, Boise, Idaho
5 – Derrick Taylor, vs. Purdue, 3/13/86, Baton Rouge, Louisiana
5 – Derrick Taylor, vs. Georgia Tech, 3/20/86, Atlanta, Georgia
5 – Darryl Joe, vs. DePaul, 3/20/87, Cincinnati, Ohio
4 – Ethan Martin, vs. Wichita State, 3/22/81, New Orleans, Louisiana
4 – Ethan Martin, vs. Virginia, 3/30/81, Philadelphia, Pennsylvania
4 – Stromile Swift, vs. Texas, 3/18/00, Salt Lake City, Utah
4 – Marcus Thornton, vs. Butler, 3/19/09, Greensboro, North Carolina

NIT Records

Team Single Game

MOST POINTS

97 – vs. Oklahoma, 3/17/70, New York City
94 – vs. New Orleans, 3/16/83, Baton Rouge, La.
84 – vs. UL-Lafayette, 3/14/18, Baton Rouge, La.

MOST POINTS ALLOWED

101 – by Marquette, 3/19/70, New York City
99 – by New Orleans, 3/16/83, Baton Rouge, La.
96 – by Oregon, 3/13/12, Eugene, Ore.
95 – by Utah, 3/19/18, Salt Lake City, Utah

FIELD GOAL ATTEMPTS

80 – vs. Tulane, 3/12/82, Baton Rouge, La.
74 – vs. New Orleans, 3/16/83, Baton Rouge, La.
66 – vs. Oklahoma, 3/17/70, New York City

FIELD GOALS MADE

38 – vs. New Orleans, 3/16/83, Baton Rouge, La.
34 – vs. Oklahoma, 3/17/70, New York City
31 – vs. Tulane, 3/12/82, Baton Rouge, La.

FIELD GOAL PERCENTAGE

.527 (29-55) -- vs. UL-Lafayette, 3/14/18, Baton Rouge
.515 (34-66) – vs. Oklahoma, 3/17/70, New York City
.514 (38-74) – vs. New Orleans, 3/16/83, Baton Rouge, La.
.484 (30-62) – vs. Georgetown, 3/15/70, New York City

FREE THROW ATTEMPTS

37 – vs. Georgetown, 3/15/70, New York City
37 – vs. Oklahoma, 3/17/70, New York City
36 – vs. Marquette, 3/19/70, New York City

FREE THROWS MADE

29 – vs. Oklahoma, 3/17/70, New York City
27 – vs. Marquette, 3/19/70, New York City
23 – vs. Georgetown, 3/15/70, New York City

FREE THROW PERCENTAGE

.846 (22-26) vs. Army, 3/20/70, New York City
.833 (10-12) vs. Tulane, 3/12/82, Baton Rouge, La.
.789 (15-19), vs. UL-Lafayette, 3/14/18, Baton Rouge

THREE-POINT FIELD GOAL ATTEMPTS

30 – at Utah, 3/19/18, Salt Lake City, Utah
23 – at SMU, 3/24/14, Dallas, Texas
22 – at San Francisco, 3/19/14, San Francisco, Calif.
21 – vs. Oklahoma, 3/17/04, Norman, Okla.

THREE-POINT FIELD GOALS MADE

8 -- at Utah, 3/19/18, Salt Lake City, Utah
8 - at SMU, 3/24/14, Dallas, Texas
8 - at San Francisco, 3/19/14, San Francisco, Calif.
7 -- vs. Oregon, 3/13/12, Eugene, Ore.
7 -- vs. Oklahoma, 3/17/04, Norman, Okla.

THREE-POINT FIELD GOAL PERCENTAGE

.368 (7-19) -- vs. Oregon, 3/13/12, Eugene, Ore.
.364 (8-22) -- at USF, 3/19/14, San Francisco, Calif.
.34.8 (8-23) -- at SMU, 3/24/14, Dallas, Texas
.333 (7-21) -- vs. Oklahoma, 3/17/04, Norman, Okla.

REBOUNDS

60 – vs. Oklahoma, 3/17/70, New York City
56 – vs. Georgetown, 3/15/70, New York City
51 – vs. Army, 3/20/70, New York City

ASSISTS

19 – vs. New Orleans, 3/16/83, Baton Rouge, La.
18 – vs. Oregon, 3/13/12, Eugene, Ore.
15 – at SMU, 3/24/14, Dallas, Texas
15 – vs. Ball State, 3/19/02, Baton Rouge, La.

PERSONAL FOULS

31 – vs. Tulane, 3/12/82, Baton Rouge, La.
30 – vs. Marquette, 3/19/70, New York City
28 – vs. New Orleans, 3/16/83, Baton Rouge, La.

VICTORY MARGIN

8 -- vs. UL-Lafayette, 3/14/16, Baton Rouge, La.
8 -- at San Francisco, 3/19/14, San Francisco, Calif.
3 – vs. Oklahoma, 3/17/70, New York City
2 – vs. Iowa, 3/13/02, Iowa City, Iowa

DEFEAT MARGIN

24 -- at Utah, 3/19/18, Salt Lake City, Utah
22 – vs. Marquette, 3/19/70, New York City
20 – at Oregon, 3/13/12, Eugene, Ore.
13 – at SMU, 3/24/14, Dallas, Texas

Individual Single Game

MOST POINTS

37 – Pete Maravich, vs. Oklahoma, 3/17/70, New York City
30 – Danny Hester, vs. Georgetown, 3/15/70, New York City
26 -- Duop Reath, vs. UL-Lafayette, 3/14/18, Baton Rouge, La.
25 – Torris Bright, vs. Ball State, 3/19/02, Baton Rouge, La.

FIELD GOAL ATTEMPTS

33 – Pete Maravich, vs. Oklahoma, 3/17/70, New York City
20 – Howard Carter, vs. New Orleans, 3/16/83, Baton Rouge, La.
18 – Three times

FIELD GOALS MADE

14 – Pete Maravich, vs. Oklahoma, 3/17/70, New York City
12 – Danny Hester, vs. Georgetown, 3/15/70, New York City
10 -- Duop Reath, vs. UL-Lafayette, 3/14/18, Baton Rouge, La.
10 – Johnny Jones, vs. Tulane, 3/12/82, Baton Rouge, La.

FREE THROW ATTEMPTS

16 – Pete Maravich, vs. Marquette, 3/19/70, New York City
13 – Pete Maravich, vs. Oklahoma, 3/17/70, New York City
12 – Two times

FREE THROWS MADE

12 – Pete Maravich, vs. Marquette, 3/19/70, New York City
9 – Pete Maravich, vs. Oklahoma, 3/17/70, New York City
9 – Justin Hamilton, vs. Oregon, 3/13/12, Eugene, Ore.
8 – Three times

FREE THROW PERCENTAGE (MIN. 8 ATTEMPTS)

100.0 (9-9) – Justin Hamilton, vs. Oregon, 3/13/12, Eugene, Ore.
100.0 (8-8) – Jermaine Williams, vs. Iowa, 3/13/02, Iowa City, Iowa
100.0 (8-8) – Torris Bright vs. Ball State, 3/19/02, Baton Rouge, La.

THREE-POINT FIELD GOAL ATTEMPTS

10 – Andre Stringer, at SMU, 3/24/14, Dallas, Texas
9 – Torris Bright, vs. Ball State, 3/19/02, Baton Rouge, La.
8 -- Tremont Waters, at Utah, 3/19/18, Salt Lake City, Utah
7 – Shavon Coleman, at San Francisco, 3/19/14, San Francisco, Calif.
7 – Antonio Hudson, vs. Oklahoma, 3/17/04, Norman, Okla.
7 – Torris Bright, vs. Iowa, 3/13/02, Iowa City, Iowa

THREE-POINT FIELD GOALS MADE

5 – Andre Stringer, at SMU, 3/24/14, Dallas, Texas
4 – Ralston Turner, vs. Oregon, 3/13/12, Eugene, Ore.
3 – Shavon Coleman, at San Francisco, 3/19/14, San Francisco, Calif.
3 – Tack Minor, vs. Oklahoma, 3/17/04, Norman, Okla.
3 – Torris Bright, vs. Iowa, 3/13/02, Iowa City, Iowa
3 – Torris Bright, vs. Ball State, 3/19/02, Baton Rouge, La.

THREE-POINT FIELD GOAL PERCENTAGE (MIN. 5 ATTEMPTS)

.571 (4-7) – Ralston Turner, vs. Oregon, 3/13/12, Eugene, Ore.
.500 (5-10) – Andre Stringer, vs. SMU, 3/24/14, Dallas, Texas
.429 (3-7) – Shavon Coleman, vs. San Fran, 3/19/14, San Francisco, Calif.
.429 (3-7) – Torris Bright, vs. Iowa, 3/13/02, Iowa City, Iowa

REBOUNDS

19 – Apple Sanders, vs. Oklahoma, 3/17/70, New York City
17 – Apple Sanders, vs. Georgetown, 3/15/70, New York City
14 – Bill Newton, vs. Oklahoma, 3/17/70, New York City

ASSISTS

9 – Pete Maravich vs. Oklahoma, 3/17/70, New York City
8 -- Tremont Waters, at Utah, 3/19/18, Salt Lake City, Utah
8 – Jermaine Williams vs. Ball State, 3/19/02, Baton Rouge, La.
7 – John Tudor vs. New Orleans, 3/16/83, Baton Rouge, La.

BLOCKS

4 -- Duop Reath, vs. UL-Lafayette, 3/14/18, Salt Lake City, Utah
4 – Jordan Mickey, vs. SMU, 3/24/14, Dallas, Texas
2 – Johnny O'Bryant III, vs. San Fran, 3/19/14, San Francisco, Calif.
2 – Jarell Martin, vs. San Francisco, 3/19/14, San Francisco, Calif.
2 – Ronald Dupree, vs. Ball State, 3/19/02, Baton Rouge, La.

STEALS

6 – Jerry Reynolds, vs. New Orleans, 3/16/83, Baton Rouge, La.
6 – Johnny Jones, vs. New Orleans, 3/16/83, Baton Rouge, La.
4 -- Tremont Waters, at Utah, 3/19/18, Salt Lake City, Utah
4 – Shavon Coleman, at SMU, 3/24/14, Dallas, Texas
4 – Jermaine Williams, vs. Ball State, 3/19/02, Baton Rouge, La.

Year-by-Year Records



Garrett Temple, Member 2006 Final Four Team



Tasmin Mitchell, Third leading career scorer

1-9	Florida	A		L, 62-68
1-13	Ole Miss	H		W, 90-81
1-16	Arkansas	H		W, 76-74
1-19	Texas A&M	A	10	L, 57-71
1-23	Alabama	A		W, 72-70
1-26	Georgia	H		W, 89-85
1-30	Oklahoma-132	H	1	L, 75-77
2-2	Auburn	A		W, 80-68
2-6	Mississippi State	H		W, 88-77
2-10	South Carolina	A		L, 83-94
2-13	Texas A&M	H	15	W, 76-71
2-17	Alabama	H		L, 69-76
2-20	Tennessee	A		L, 65-81
2-23	Arkansas	A		L, 65-85
2-27	Florida	H		W, 96-91
3-1	Missouri	H		W, 80-71
3-5	Kentucky	A	22	L, 77-94
3-11	Tennessee--65	N		W, 84-75
3-12	Texas A&M-65	N	17	L, 38-71

2016-17 RECORD: 10-21, 2-16

Coach: Johnny Jones

DATE	OPPONENT	LSU RANK	OPP RANK	RESULTS
11-12	Wofford	H		W, 91-69
11-15	Southern Miss	H		W, 78-61
11-18	North Florida	H		W, 78-70
11-23	Witchita St.--133	N		L, 82-47
11-24	Old Dominion-133N			W, 66-60
11-25	VCU--133	N		L, 85-74
11-29	Houston	H		W, 84-65
12-13	NC Central	H		W, 70-66
12-17	Texas Southern	H		W, 88-80
12-19	Charleston	H		W, 75-65
12-22	Wake Forest	A		L, 110-76
12-29	Vanderbilt	H		L, 96-89
1-4	Missouri	A		W, 88-77
1-7	Mississippi State	H		L, 95-78
1-11	Texas A&M	A		L, 92-62
1-14	Alabama	H		L, 81-66
1-18	Auburn	A		L, 78-74
1-21	Arkansas	A		L, 99-86
1-25	Florida	H	25	L, 106-71
1-28	Texas Tech-129	A		L, 77-64
2-1	South Carolina	H	19	L, 88-63
2-4	Texas A&M	H		L, 85-73
2-7	Kentucky	A	15	L, 92-85
2-11	Arkansas	H		L, 78-70
2-14	Ole Miss	A		L, 96-76
2-18	Alabama	A		L, 90-72

2-21	Auburn	H		L, 98-75
2-25	Georgia	A		L, 82-80
3-1	Tennessee	H		W, 92-82
3-4	Mississippi State	A		L, 88-76
3-8	Miss. St.--65	N		L, 79-52

COACH WILL WADE

2 SEASON • 2017 -

43-20 (.545)

2017-18 RECORD: 18-15, 8-10

Coach: Will Wade

DATE	OPPONENT	LSU RANK	OPP RANK	RESULTS
11-10	Alcorn State	H		W, 99-59
11-16	Samford	H		W, 105-86
11-20	Michigan--89	N		W, 77-75
11-21	Notre Dame--89	N	13	L, 53-92
11-22	Marquette--89	N		L, 84-94
11-29	UT Martin	H		W, 84-60
12-10	UNCW	H		W, 97-84
12-13	Houston	H		W, 80-77
12-16	SFA	H		L, 82-83
12-19	Sam Houston	H		W, 80-58
12-22	North Florida	H		W, 104-52
12-28	Memphis	A		W, 71-61
1-3	Kentucky	H	17	L, 71-74
1-6	Texas A&M	A	11	W, 69-68
1-10	Arkansas	A		W, 75-54
1-13	Alabama	H		L, 66-74
1-16	Georgia	H		L, 60-61
1-20	Vanderbilt	A		L, 71-77
1-23	Texas A&M	H		W, 77-65
1-27	Auburn	A	19	L, 70-95
1-31	Tennessee	A	18	L, 61-84
2-3	Arkansas	H		W, 94-86
2-7	Florida	A		L, 64-73
2-10	Ole Miss	H		W, 82-66
2-13	Alabama	A		L, 65-80
2-17	Missouri	H		W, 64-63
2-20	Vanderbilt	H		W, 88-78
2-24	Georgia	A		L, 82-93
2-28	S. Carolina	A		L, 74-83(ot)
3-3	Miss. State	H		W, 78-57
3-8	Miss. State-134	N		L, 77-80
3-14	UL-Lafayette-60	H		W, 84-76
3-19	Utah-135	A		L, 71-95

SEC CHAMPIONS

2018-19 RECORD: 28-7, 16-2

Coach: Will Wade

DATE	OPPONENT	LSU RANK	OPP RANK	RESULTS
11-06	Southeastern	H	23	W, 94-63
11-09	UNCG	H	23	W, 97-91
11-13	Memphis	H	22	W, 85-76
11-16	Louisiana Tech	H	22	W, 74-67
11-22	Charleston-136	N	19	W, 67-55
11-23	Florida St.-136	N	19	14 L, 76-79 ot
11-25	Oklahoma St.-136N	19		L, 77-90
12-1	Grambling	H		W, 78-57
12-9	Incarnate Word	H		W, 91-50
12-12	Houston	A	24	L, 76-82
12-15	Saint Mary's-137	N		W, 78-74
12-21	Furman	H	24	W, 75-57
12-28	ULM	H		W, 81-69
1-8	Alabama	H		W, 88-79
1-12	Arkansas	A		W, 94-88 ot
1-15	Ole Miss	A	18	W, 83-69
1-19	South Carolina	H		W, 89-67
1-23	Georgia	H	25	W, 92-82
1-26	Missouri	A	25	W, 86-80 ot
1-30	Texas A&M	A	19	W, 72-57
2-2	Arkansas	H	19	L, 89-90
2-6	Miss. State	A	21	W, 92-88 ot
2-9	Auburn	H	21	W, 83-78
2-12	Kentucky	A	5	W, 73-71
2-16	Georgia	A	19	W, 83-79
2-20	Florida	H	13	L, 77-82 ot
2-23	Tennessee	H	13	5 W, 82-80 ot
2-26	Texas A&M	H	13	W, 66-55
3-2	Alabama	A	13	W, 74-69
3-6	Florida	A	10	W, 79-78 ot
3-9	Vanderbilt	H	10	W, 80-59
3-15	Florida--65	N	9	W, 73-76
3-21	Yale-111	N	12	W, 79-74
3-23	Maryland-111	N	12	W, 69-67
3-29	Mich. State-138	N	12	5 L, 63-80

Note: Coach Wade did not coach the last 5 games of the 2018-19 season (LSU decision).

Series Records

DUQUESNE (1-0)

1968 12-30 N W, 94-91

EVANSVILLE (0-1)

1964 12-19 A L, 73-93

FAIRLEIGH-DICKINSON (1-0)

1975 12-22 H W, 93-70

FLORIDA (64-48)

1947 2-28 N W, 60-45
 1948 1-5 H L, 36-38
 1948 12-11 A W, 52-50
 1949 12-17 H W, 73-49
 1950 3-2 N W, 66-57
 1950 12-9 A W, 77-59
 1952 2-23 H W, 65-57
 1952 3-1 N W, 77-69
 1953 2-10 A W, 68-56
 1954 1-11 H W, 91-59
 1955 1-10 A L, 73-78
 1956 1-9 H W, 91-90
 1957 1-8 A L, 50-74
 1958 1-6 H L, 57-81
 1959 1-5 A L, 63-69
 1960 1-2 H L, 63-73
 1961 1-7 A L, 75-79
 1962 1-6 H W, 74-57
 1963 1-5 A W, 72-63
 1964 1-6 H W, 87-65
 1965 1-4 A L, 62-102
 1966 2-28 H W, 86-73
 1967 1-7 H L, 70-87
 1967 2-11 A L, 71-95
 1968 1-6 A L, 90-97
 1968 2-10 H W, 93-92 OT
 1968 12-18 H W, 93-89 OT
 1969 2-12 A L, 79-95
 1970 2-4 A W, 97-75
 1970 2-11 H W, 94-85
 1970 12-18 H W, 87-77
 1971 2-10 A W, 86-74
 1971 12-22 A L, 81-92
 1972 1-24 H W, 84-73
 1972 12-22 H W, 67-54
 1973 1-22 A L, 70-73
 1974 1-7 A L, 68-72
 1974 2-9 H W, 102-81
 1975 1-6 H W, 92-91
 1975 2-8 A L, 76-92
 1976 1-5 H W, 85-79
 1976 3-8 A L, 81-94
 1977 1-31 H L, 68-83
 1977 2-28 A W, 79-74
 1978 1-21 H L, 70-74
 1978 2-18 A L, 72-73
 1979 1-13 H W, 80-72
 1979 2-10 A W, 88-82 OT
 1979 12-1 H W, 112-81
 1980 1-26 A W, 66-58
 1980 2-28 N W, 95-82
 1981 1-3 A W, 92-66
 1981 1-31 H W, 92-75
 1981 3-5 N W, 85-73
 1982 1-2 H W, 61-60
 1982 1-30 A W, 61-59
 1983 2-1 H W, 78-69
 1983 2-28 A W, 91-87
 1984 2-1 A L, 60-78
 1984 2-27 H W, 77-73
 1985 1-23 H W, 86-68
 1985 2-23 A W, 61-59
 1986 1-22 A L, 65-74
 1986 2-22 H W, 80-69
 1986 3-6 N W, 72-66
 1986 12-16 A L, 75-96
 1987 1-21 H L, 51-75
 1987 3-6 N W, 72-66
 1988 1-27 A L, 50-61
 1988 3-6 H W, 86-69
 1988 12-10 A W, 111-101
 1989 3-1 H L, 95-104
 1990 1-27 H W, 70-52

1990 2-27 A L, 63-76
 1991 1-26 H W, 76-66
 1991 2-27 A W, 79-66
 1992 2-5 A W, 70-50
 1993 1-16 H W, 85-81
 1994 1-5 A L, 73-74
 1995 1-3 H W, 70-66
 1996 1-27 A L, 70-73
 1997 1-8 H W, 88-82 OT
 1998 1-17 A W, 66-63
 1999 1-20 H L, 58-77
 1999 3-4 N L, 75-97
 2000 1-12 A L, 57-82
 2001 2-13 H L, 74-81 OT
 2002 1-16 A L, 70-102
 2003 1-28 H L, 53-70
 2003 3-14 N W, 65-61
 2004 2-14 A W, 73-70
 2005 2-19 H W, 77-73
 2006 2-11 A L, 62-71
 2006 3-11 N L, 65-81
 2007 2-24 H W, 66-56
 2008 2-13 A W, 85-73
 2009 2-24 H W, 81-75
 2010 1-16 A L, 58-72
 2011 2-20 H L, 61-68
 2012 1-21 A L, 64-76
 2013 1-12 H L, 52-74
 2013 3-15 N L, 58-80
 2014 3-1 A L, 61-79
 2015 1-20 A W, 79-61
 2015 2-21 H W, 70-63
 2016 1-9 A L, 62-68
 2016 2-27 H W, 96-91
 2017 1-25 H L, 106-71
 2018 2-7 A L, 73-64
 2019 2-20 H L, 77-82 OT
 2019 3-6 A W, 79-78 OT
 2019 3-15 N L, 73-76

LSU at home: LSU leads, 36-15
at Florida: Florida leads, 29-20
at Neutral Sites: LSU leads, 8-4

FLORIDA STATE (3-3)

1957 12-18 H W, 67-65
 1958 12-27 A L, 67-82
 1959 12-1 H W, 89-78
 1967 12-16 N L, 100-130
 2004 12-30 N W, 67-50
 2018 11-23 N L, 76-79 OT

LSU at home: LSU leads, 2-0
at Florida St.: LSU leads, 1-0
at Neutral Sites: FSU leads, 3-0

FORDHAM (1-0)

1953 12-28 N W, 65-49

FRESNO STATE (1-2)

1996 12-28 H W#, 79-75
 1997 11-26 A L, 65-90
 1999 11-28 N W, 95-85

FURMAN (1-1)

1960 12-29 A L, 55-56 3OT
 2018 12-21 H W, 75-57

GARDNER-WEBB (2-0)

2014 11-15 H W, 93-82
 2015 12-16 H W, 78-57

GEORGE MASON (1-0)

1993 12-3 H W, 127-104

GEORGETOWN (4-2)

1970 3-15 N W, 83-82
 1972 1-6 H W, 90-71
 1980 11-30 N W, 76-67
 1986 2-2 A L, 72-74
 1988 3-18 N L, 63-66
 1989 1-28 N W, 82-80

LSU at home: LSU leads, 1-0
at Georgetown: Georgetown leads, 1-0
at Neutral Sites: LSU leads, 3-1

GEORGIA (66-47)

1920 2-11 A L, 15-32
 1935 12-23 H W, 46-34
 1939 3-2 N W, 50-28
 1943 2-2 A W, 54-39
 1946 3-2 N W, 60-41
 1951 2-6 A L, 65-68
 1952 1-18 H W, 98-60
 1953 1-19 A W, 55-50
 1954 1-8 H W, 97-62
 1954 1-9 H W, 100-53
 1955 1-8 A L, 70-76 OT
 1955 12-29 N W, 91-86
 1956 1-7 H W, 96-77
 1957 1-6 A L, 70-78
 1958 1-4 H L, 56-59
 1958 12-29 N W, 63-60
 1959 1-3 A W, 79-66
 1959 12-29 N L, 67-79
 1960 1-4 H W, 81-77
 1961 1-9 A L, 66-80
 1962 1-8 H W, 76-57
 1963 1-7 A L, 67-76 OT
 1964 1-4 H W, 81-63
 1965 1-2 H W, 70-69
 1966 1-1 A L, 59-82
 1967 1-9 H W, 87-85
 1967 2-13 A L, 65-78
 1968 1-8 A W, 79-76
 1968 2-12 H L, 73-78
 1968 12-21 H W, 98-89
 1969 3-8 A W, 90-80 2OT
 1970 2-18 H W, 88-86
 1970 3-7 A W, 99-88
 1970 12-21 H W, 97-76
 1971 3-6 A W, 69-66
 1971 12-20 A L, 95-115
 1972 1-22 H W, 69-68
 1972 12-16 H L, 62-66
 1973 1-20 A W, 56-55
 1974 1-21 H W, 90-83
 1974 2-23 A W, 84-79
 1975 1-20 A W, 90-89
 1975 2-22 H W, 96-90 OT
 1976 1-24 H L, 79-83
 1976 2-21 A L, 70-75
 1977 1-17 H W, 97-77
 1977 2-14 A W, 75-69
 1978 1-7 H W, 96-78
 1978 2-4 A W, 89-68
 1979 1-3 H W, 97-75
 1979 1-27 A L, 88-93
 1980 1-12 A L, 72-73 2OT
 1980 2-9 H W, 96-77
 1981 1-17 H W, 78-65
 1981 2-14 A W, 64-62
 1981 3-6 N L, 60-68
 1982 1-16 A W, 54-53
 1982 2-13 H L, 51-57
 1983 1-8 H W, 60-56
 1983 2-5 A W, 70-59
 1984 1-5 A W, 81-77
 1984 2-4 H W, 69-68 OT
 1985 1-2 A W, 79-74
 1985 2-2 H L, 58-59
 1986 1-2 H W, 85-73
 1986 2-1 A L, 76-92
 1987 1-10 H L, 63-64 OT
 1987 2-11 A L, 57-63
 1987 3-7 N W, 89-88 2OT
 1988 1-16 A L, 50-59
 1988 2-17 H W, 63-62
 1989 1-25 A W, 80-79
 1989 2-20 H W, 97-83
 1990 1-24 H L, 92-94 OT
 1990 2-25 A L, 85-86
 1991 1-7 H W, 83-76
 1991 2-8 A W, 89-86
 1992 2-11 H L, 62-64
 1993 2-27 A L, 78-81
 1994 2-19 H L, 84-100
 1994 3-10 N L, 70-83
 1995 2-18 A L, 89-98
 1996 2-7 H L, 82-85

1997 2-22 A L, 59-82
 1997 3-6 N L, 54-75
 1998 1-24 H L, 52-61
 1999 2-20 A L, 57-59
 2000 1-19 H W, 61-57
 2001 1-21 A L, 63-68
 2001 3-8 N W, 63-62
 2002 2-23 H L, 54-55
 2002 3-8 N W, 78-76
 2003 1-5 A L, 63-89
 2004 1-28 H W, 63-59
 2005 2-2 A W, 95-79
 2006 1-25 H W, 81-52
 2007 1-28 A L, 54-57
 2008 3-2 H W, 71-64
 2009 2-4 A W, 80-62
 2010 3-6 H W, 50-48
 2011 3-2 A L, 53-73
 2012 2-22 H W, 61-53
 2013 1-19 A L, 58-67
 2013 3-14 N W, 68-63
 2014 2-6 A L, 78-91
 2014 3-8 H L, 61-69
 2015 1-10 H W, 87-84 2OT
 2016 1-26 H W, 89-85
 2017 2-25 A L, 80-82
 2018 1-16 H L, 60-61
 2018 2-24 A L, 82-93
 2019 1-23 H W, 92-82
 2019 2-16 A W, 83-79

LSU at home: LSU leads, 36-15
at Georgia: Georgia leads, 28-22
at Neutral Sites: LSU leads, 8-4

GEORGIA STATE (1-0)

1994 12-28 H W, 105-70

GEORGIA TECH (21-14)

1927 2-10 H W, 29-27
 1932 2-26 A W, 36-33
 1938 2-4 H W, 47-35
 1939 2-9 A L, 35-37
 1940 2-2 H L, 33-34
 1941 2-10 A W, 43-41
 1942 2-6 H W, 54-41
 1943 2-5 A L, 44-45
 1948 1-10 H L, 40-52
 1948 1-26 A W, 54-46
 1949 1-8 H W, 65-59
 1949 2-7 A W, 72-63
 1949 3-4 N W, 55-53
 1950 1-6 H W, 63-52
 1950 2-6 A L, 58-85
 1951 1-5 H W, 68-49
 1952 2-4 A W, 73-51
 1953 2-21 H W, 76-52
 1954 2-13 A W, 89-54
 1955 2-12 H L, 72-79 OT
 1956 2-13 A L, 74-97
 1957 2-11 H L, 60-87
 1958 2-10 A L, 61-88
 1959 2-9 H L, 63-64
 1960 2-8 A L, 56-76
 1961 2-11 H W, 63-50
 1962 2-10 A W, 52-51
 1963 2-9 H W, 56-54
 1964 2-7 A L, 49-51
 1986 3-20 N W, 70-64
 1986 12-14 H W, 52-49
 1987 3-13 N W, 85-79
 1987 12-16 A L, 70-87
 1990 3-17 N L, 91-94
 2011 11-20 N W, 59-50

LSU at home: LSU leads, 10-5
at Georgia Tech: Tied, 8-8
at Neutral Sites: LSU leads, 3-1

GRAMBLING STATE (4-0)

2000 11-20 H W, 112-37
 2008 12-13 H W, 87-41
 2011 12-29 H W, 69-37
 2018 12-1 H W, 78-57

HARDIN-SIMMONS (4-0)

1947 12-30 N W, 62-46
 1985 12-14 H W, 87-71
 1986 12-19 H W, 77-71
 1989 12-30 H W, 100-66

Regular Season Tournaments

2018 – AdvoCare Invitational Orlando, Florida (1-2)

Nov. 22 – LSU 67, Charleston 55
Nov. 23 – Florida State 79, LSU 76 (ot)
Nov. 25 – Oklahoma State 90, LSU 77

2017 – Maui Invitational Maui, Hawaii (1-2)

Nov. 20 – LSU 77, Michigan 75
Nov. 21 – Notre Dame 92, LSU 53
Nov. 25 – Marquette 94, LSU 84

2016 – Battle 4 Atlantis Paradise Island, Bahamas (1-2)

Nov. 23 – Wichita State 82, LSU 47
Nov. 24 – LSU, 66, Ole Dominion 60
Nov. 25 – VCU 85, LSU 74

2015 – Legends Classic Brooklyn, New York (0-2)

Nov. 23 – Marquette 81, LSU 80
Nov. 24 – NC State 83, LSU 72 (OT)

2014 – Paradise Jam U.S. Virgin Islands (1-2)

Nov. 21 – Old Dominion 70, LSU 61
Nov. 22 – LSU 72, Weber State 58
Nov. 24 – Clemson 64, LSU 61

2013 – Old Spice Classic Orlando, Fla (2-1)

Nov. 28 – LSU 82, Saint Joseph's 65
Nov. 29 – Memphis 76, LSU 69
Dec. 1 – LSU 70, Butler 68 (ot)

2011 – Charleston Classic Charleston, S.C. (2-1)

Nov. 17 – Northwestern 88, LSU 82
Nov. 18 – LSU 76, Western Kentucky 57
Nov. 20 – LSU 59, Georgia Tech 50

2009 – Pre-Season NIT Baton Rouge, New York City (2-2)

Nov. 16 – LSU 56, Indiana State 45
Nov. 17 – LSU 71, Western Kentucky 60
Nov. 25 – Connecticut 81, LSU 55
Nov. 27 – Arizona State 71, LSU 52

2008 – LSU Invitational Baton Rouge (4-0)

Nov. 20 – LSU 77, Alcorn State 45
Nov. 23 – LSU 91, Northwestern State 60
Nov. 28 – LSU 64, Centenary 58
Nov. 30 – LSU 92, Troy 57

2007 – EA Sports Maui Classic Lahaina, Maui, Hawaii (1-2)

Nov. 19 – Oklahoma State 83, LSU 77
Nov. 20 – LSU 82, Chaminade 78
Nov. 21 – Arizona State 87, LSU 84 (ot)

2006 – Hispanic College Funds Classic Baton Rouge, La. (3-0)

Dec. 27 – LSU 71, Wright State 45
Dec. 28 – LSU 92, Miss. Valley State 58
Dec. 29 – LSU 60, Samford 45

2005 – Las Vegas Holiday Classic Baton Rouge, Las Vegas (1-2)

Dec. 19 – Northern Iowa 54, LSU 50
Dec. 22 – LSU 75, UA-Monticello 48
Dec. 23 – Cincinnati 75, LSU 72

2004 – LSU Louisiana Classic Baton Rouge (2-0)

Nov. 19 – LSU 83, Tulane 58
Nov. 21 – LSU 83, Louisiana-Lafayette 69

2002 – Hispanic College Funds Classic Baton Rouge (2-0)

Nov. 22 – LSU 68, Nicholls State 24
Nov. 24 – LSU 71, South Alabama 62

2001 – Hilo Thanksgiving Classic Hilo, Hawaii (2-1)

Nov. 23 – Weber State 75, LSU 74 (ot)
Nov. 24 – LSU 64, Hawaii-Hilo 62
Nov. 25 – LSU 84, Mercer 54

1999 – Hawaii Pacific Classic Honolulu, Hawaii (3-0)

Nov. 26 – LSU 87, Oakland 80
Nov. 27 – LSU 103, Wyoming 86
Nov. 28 – LSU 95, Fresno State 85

1996 – Maui Classic Lahaina, Maui, Hawaii (1-2)

Nov. 25 – Kansas 82, LSU 53
Nov. 26 – LSU 70, Iowa 60
Nov. 27 – South Carolina 74, LSU 68

1995 – Hawaii Tipoff Classic Honolulu, Hawaii (0-2)

Nov. 24 – Saint Louis 79, LSU 70
Nov. 26 – Dayton 86, LSU 73

1992 – Maui Invitational Lahaina, Maui, Hawaii (1-2)

Dec. 21 – LSU 72, Stanford 63
Dec. 22 – Duke 96, LSU 76
Dec. 23 – Memphis 70, LSU 68

1989 – Preseason NIT Baton Rouge (1-1)

Nov. 15 – LSU 91, Southern Miss 80
Nov. 17 – Kansas 89, LSU 83

1988 – Chaminade Classic Honolulu, Hawaii (3-0)

Dec. 28 – LSU 101, Morehead State 88
Dec. 29 – LSU 94, Chaminade 79
Dec. 30 – LSU 90, Nebraska 87

1987 – UNLV/Bud Light Classic Las Vegas, Nev. (0-2)

Dec. 28 – Northern Iowa 90, LSU 80
Dec. 29 – UNLV 78, LSU 59

1987 – LSU Invitational Baton Rouge (2-0)

Dec. 4 – LSU 86, Nicholls State 62
Dec. 5 – LSU 98, Southern 77

1986 – LSU Invitational Baton Rouge (1-1)

Dec. 19 – LSU 77, Hardin-Simmons 71
Dec. 20 – New Orleans 82, UNO 71

1986 – BYU-Hawaii Tournament Honolulu, Hawaii (3-0)

Dec. 29 – LSU 93, West Virginia State 76
Dec. 30 – LSU 117, Illinois-Chicago 84
Dec. 31 – LSU 85, BYU-Hawaii 70

1985 – LSU Invitational Baton Rouge (2-0)

Dec. 20 – LSU 82, Southeastern La. 61
Dec. 21 – LSU 91, Southern 83

1985 – Hawaii BYU Tourney Honolulu, Hawaii (4-0)

Nov. 30 – LSU 89, BYU-Hawaii 71
Dec. 1 – LSU 101, Hawaii Pacific 89
Dec. 2 – LSU 77, Hawaii-Loa 68
Dec. 3 – LSU 70, Hawaii-Hilo 61

1982 – Hawaii Tipoff Tournament Honolulu, Hawaii (2-1)

Nov. 26 – LSU 75, Chaminade 62
Nov. 27 – LSU 98, Hawaii Pacific 76
Nov. 28 – Hawaii 68, LSU 66

1981 – Sugar Bowl Classic New Orleans (1-1)

Dec. 28 – LSU 70, Wake Forest 64
Dec. 29 – Houston 73, LSU 69

1980 – Great Alaskan Shootout Anchorage, Alaska (2-1)

Nov. 28 – LSU 79, Colgate 61
Nov. 29 – Arkansas 86, LSU 76
Nov. 30 – LSU 76, Georgetown 67

1975 – Louisiana Classic Baton Rouge (2-0)

Nov. 28 – LSU 109, CCNY 73
Nov. 29 – LSU 85, California 68

1974 – Carolina Classic Columbia, S.C. (1-1)

Dec. 20 – LSU 105, Duke 95
Dec. 21 – South Carolina 77, LSU 64

1972 – Big Blue Classic Logan, Utah (1-1)

Dec. 29 – Utah State 104, LSU 83
Dec. 30 – LSU 82, Weber State 80

1971 – Astro-Bluebonnet Classic Houston, Texas (0-2)

Dec. 27 – Houston 100, LSU 66
Dec. 28 – Texas A&M 73, LSU 68

1970 – All-College Tournament Oklahoma City, Okla. (2-1)

Dec. 26 – LSU 91, DePaul 72
Dec. 28 – LSU 89, Montana State 77
Dec. 30 – Utah State 97, LSU 81

1969 – Rainbow Classic Honolulu, Hawaii (2-1)

Dec. 27 – LSU 88, SUB PAC 80
Dec. 29 – LSU 80, St. John's 70
Dec. 30 – Yale 97, LSU 94

1968 – All-College Tournament Oklahoma City, Okla. (3-0)

Dec. 26 – LSU 84, Wyoming 78
Dec. 28 – LSU 101, Oklahoma City 85
Dec. 30 – LSU 94, Duquesne 91

1967 – Milwaukee Classic Milwaukee, Wisc. (0-2)

Dec. 15 – Wisconsin 96, LSU 94
Dec. 16 – Florida State 130, LSU 100

1966 – Poinsettia Classic Greenville, S. C. (0-2)

Dec. 29 – Clemson 92, LSU 82
Dec. 30 – Rice 88, LSU 69

1965 – Los Angeles Classic Los Angeles, Calif. (0-3)

Dec. 27 – UCLA 95, LSU 89
Dec. 29 – St. John's 102, LSU 62
Dec. 30 – Northwestern 92, LSU 86

1964 – All-College Tournament Oklahoma City, Okla. (1-2)

Dec. 28 – Xavier (Ohio) 93, LSU 87
Dec. 29 – LSU 79, Rice 63
Dec. 30 – Creighton 93, LSU 79

1964 – Evansville Tournament Evansville, Ind. (1-1)

Dec. 18 – LSU 88, Denver 82
Dec. 19 – Evansville 93, LSU 73

1963 – Far West Classic Portland, Ore. (1-2)

Dec. 26 – Oregon State 87, LSU 57
Dec. 28 – LSU 92, Iowa 81
Dec. 30 – Seattle 92, LSU 84

**LSU has won
14 tournament
titles, the last
the 2008 LSU
Invitational**

Regular Season Tournaments

1963 – VPI Tournament

Blacksburg, Va. (0-2)
Dec. 20 – Va. Tech 72, LSU 64
Dec. 21 – Maryland 75, LSU 65

1962 – Hurricane Classic

Miami, Fla. (1-1)
Dec. 27 – Pittsburgh 96, LSU 73
Dec. 28 – LSU 55, Cornell 48

1961 – Sugar Bowl Classic

New Orleans, La. (1-1)
Dec. 29 – LSU 84, Louisville 70
Dec. 30 – Miss. State 73, LSU 51

1961 – Birmingham Classic

Birmingham, Ala. (1-1)
Dec. 15 – Auburn 67, LSU 50
Dec. 16 – LSU 72, Alabama 63

1960 – Poinsettia Classic

Greenville, S.C. (0-2)
Dec. – Furman 56, LSU 55 (3ot)
Dec. – BYU 67, LSU 57

1959 – Gator Bowl Tournament

Jacksonville, Fla. (0-2)
Dec. 29 – Georgia 79, LSU 67
Dec. 30 – Jacksonville 72, LSU 63

1958 – Gator Bowl Tournament

Jacksonville, Fla. (2-0)
Dec. 29 – LSU 63, Georgia 60
Dec. 30 – LSU 69, Ole Miss 55

1957 – Carousel Invitational

Charlotte, N. C. (1-2)
Dec. 19 – LSU 80, Lafayette 72
Dec. 20 – Alabama 60, LSU 50
Dec. 21 – Tennessee 63, LSU 62

1956 – Louisiana Invitational

Shreveport, La. (1-2)
Dec. 27 – LSU 88, VMI 67
Dec. 28 – Centenary 83, LSU 75
Dec. 29 – Northwestern State 103, LSU 75

1955 – Gator Bowl Tournament

Jacksonville, Fla. (1-1)
Dec. 28 – Clemson 100, LSU 95
Dec. 29 – LSU 91, Georgia 86

1953 – Sugar Bowl Classic

New Orleans, La. (1-1)
Dec. 28 – LSU 65, Fordham 49
Dec. 29 – Holy Cross 66, LSU 56

1952 – Sugar Bowl Classic

New Orleans, La. (2-0)
Dec. 29 – LSU 100, Villanova 94
Dec. 30 – LSU 70, Saint Louis 67

1950 – San Antonio Invitational

San Antonio, Texas (1-1)
Dec. 22 – Texas 68, LSU 55
Dec. 23 LSU 64, Alabama 58

1947 – Fort Worth Collegiate

Fort Worth, Texas (2-1)
Dec. 29 – Texas A&M 45, LSU 44
Dec. 30 – LSU 62, Hardin-Simmons 46
Dec. 31 – LSU 52, TCU 46

RECORD FROM IN-SEASON TOURNAMENT LOCATIONS

All-College Tournament – Oklahoma City	6-3
Battle 4 Atlantis – Paradise Island, Bahamas	1-2
Big Blue Classic – Logan, Utah	1-1
Birmingham Classic – Birmingham, Ala.	1-1
Bluebonnet Classic – Houston, Texas	0-2
BYU-Hawaii events – Honolulu, Hawaii	7-0
Carolina Classic – Columbia, S.C.	1-1
Carousel Invitational – Charlotte, N.C.	1-2
Chaminade Classic – Honolulu, Hawaii	3-0
Charleston Classic – Charleston, S.C.	2-1
Evansville Tournament – Evansville, Ind.	1-1
Far West Classic – Portland, Ore.	1-2
Fort Worth Collegiate – Fort Worth, Texas	2-1
Gator Bowl Invitational – Jacksonville, Fla.	3-3
Great Alaskan Shootout – Fairbanks, Alaska	2-1
Hawaii Pacific Classic – Honolulu, Hawaii	3-0
University of Hawaii events – Honolulu Hawaii	4-4
Hilo Thanksgiving Classic – Hilo, Hawaii	2-1
Hispanic College Funds Classic – Baton Rouge	5-0
Hurricane Classic – Miami	1-1
Las Vegas Classic – Las Vegas, Nev.	1-4
Legends Classic - Brooklyn, N. Y.	0-2
Los Angeles Classic – Los Angeles	0-3
Louisiana Invitational – Shreveport	1-2
LSU Invitational/Classic – Baton Rouge	13-1
Maui Classic – Lahaina, Maui	4-8
Milwaukee Classic – Milwaukee	0-2
Old Spice/Advocare Classic – Orlando, Fla.	3-3
Paradise Jam – U.S. Virgin Islands	1-2
Poinsettia Classic – Greenville, S.C.	0-4
Pre-Season NIT – Baton Rouge/NYC	3-4
San Antonio Invitational – San Antonio, Texas	1-1
Sugar Bowl Classic – New Orleans	5-3
VPI Tournament – Blacksburg, Va.	0-2

LSU In the Postseason

22 NCAA Tournament Appearances

1953	1954	1979	1980	1981	1984	1985	1986
1987	1988	1989	1990	1991	1992	1993	2000
2003	2005	2006	2009	2015	2019		

1953 NCAA Tournament

Coach Harry Rabenhorst • LSU #7

East Regional - Raleigh, N. C.

March 13 - LSU 89, Lebanon Valley 76 (Regional Semifinals)

March 14 - LSU 81, Holy Cross 73 (Regional Finals)

Final Four - Kansas City, Mo.

March 17 - #1 Indiana 80, LSU 67 (National Semifinals)

March 18 - #4 Washington 88, LSU 69 (National 3rd Place Game)

1954 NCAA Tournament

Coach Harry Rabenhorst • LSU #8

East Regional - Iowa City, Iowa

March 12 - Penn State 78, LSU 70 (Regional Semifinals)

March 13 - #2 Indiana 73, LSU 62 (Regional Third Place Game)

1979 NCAA Tournament

Coach Dale Brown • LSU #9/#7

Midwest Regional - Bloomington, Ind.

March 10 - LSU 71, Appalachian State 57 (Second Round)

Midwest Regional - Indianapolis, Ind.

March 16 - #3 Michigan State 87, LSU 71 (Regional Semifinals)

1980 NCAA Tournament

Coach Dale Brown • LSU #3

Midwest Regional - Denton, Texas

March 9 - LSU 98, Alcorn State 88 (Second Round)

Midwest Regional - Houston, Texas

March 14 - LSU 68, #16 Missouri 63 (Regional Semifinals)

March 16 - Louisville 86, #3 LSU 66 (Regional Finals)

1981 NCAA Tournament

Coach Dale Brown • LSU #4

Midwest Regional - Austin, Texas

March 14 - LSU 100, Lamar 78 (Second Round)

Midwest Regional - New Orleans, La.

March 20 - LSU 72, #20 Arkansas 56 (Regional Semifinals)

March 22 - LSU 96, Wichita State 85 (Regional Finals)

NCAA Final Four - Philadelphia, Pa.

March 28 - #9 Indiana 67, LSU 49 (National Semifinals)

March 30 - #5 Virginia 78, LSU 74 (National Third Place Game)

1984 NCAA Tournament

Coach Dale Brown • LSU NR

West Regional - Salt Lake City, Utah

March 15 - Dayton 74, LSU 66 (First Round)

1985 NCAA Tournament

Coach Dale Brown • LSU #20

Southeast Regional - Dayton, Ohio

March 15 - Navy 78, LSU 55 (First Round)

1986 NCAA Tournament

Coach Dale Brown • LSU NR

Southeast Regional - Baton Rouge, La.

March 13 - LSU 94, Purdue 87 (2 ot) (First Round)

March 15 - LSU 83, #12 Memphis State 81 (Second Round)

Southeast Regional - Atlanta, Ga.

March 20 - LSU 70, #6 Georgia Tech 64 (Regional Semifinals)

March 22 - LSU 59, #3 Kentucky 57 (Regional Finals)

NCAA Final Four - Dallas, Texas

March 29 - #7 Louisville 88, LSU 77 (National Semifinals)

1987 NCAA Tournament

Coach Dale Brown • LSU NR

Midwest Regional - Chicago, Ill.

March 13 - LSU 85, Georgia Tech 79 (First Round)

March 15 - LSU 72, #8 Temple 62 (Second Round)

Midwest Regional - Cincinnati, Ohio

March 20 - LSU 63, #5 DePaul 58 (Regional Semifinals)

March 22 - #3 Indiana 77, LSU 76 (Regional Finals)

1988 NCAA Tournament

Coach Dale Brown • LSU NR

East Regional - Hartford, Conn.

March 18 - Georgetown 66, LSU 63 (First Round)

1989 NCAA Tournament

Coach Dale Brown • LSU NR

West Regional - Tucson, Ariz.

March 17 - Texas-El Paso 85, LSU 74 (First Round)

1990 NCAA Tournament

Coach Dale Brown • LSU #19

Southeast Regional - Knoxville, Tenn.

March 15 - LSU 70, Villanova 63 (First Round)

March 17 - Georgia Tech 94, LSU 91 (Second Round)

1991 NCAA Tournament

Coach Dale Brown • LSU #22

Midwest Regional - Minneapolis, Minn.

March 14 - Connecticut 79, LSU 62 (First Round)

1992 NCAA Tournament

Coach Dale Brown • LSU #25

West Regional - Boise, Idaho

March 19 - LSU 94, Brigham Young 83 (First Round)

March 21 - #5 Indiana 89, LSU 79 (Second Round)

1993 NCAA Tournament

Coach Dale Brown • LSU NR

Midwest Regional - Chicago, Ill.

March 18 - California 66, LSU 64 (First Round)

2000 NCAA Tournament

Coach John Brady • LSU #10

West Regional - Salt Lake City

March 16 - LSU 64, SE Missouri St. 61

March 18 - LSU 72, #15 Texas 67

West Regional - Albuquerque, N.M.

March 23 - Wisconsin 61, LSU 48

2003 NCAA Tournament

Coach John Brady • LSU NR

First Round - Birmingham, Ala.

March 21 - Purdue 80, LSU 56

LSU In the Postseason

2005 NCAA Tournament

Coach John Brady • LSU NR

First Round – Boise, Idaho
March 17 – UAB 82, LSU 68

2006 NCAA Tournament

Coach John Brady • LSU #19

First and Second Round – Jacksonville, Fla.
March 16 – LSU 80, Iona 64
March 18 – LSU 58, Texas A&M 57
Regional Round – Atlanta, Ga.
March 23 – LSU 62, #1 Duke 54
March 25 – LSU 70, #9 Texas 60 (ot)
NCAA Final Four – Indianapolis, Ind.
April 1 – #17 UCLA 59, LSU 45

2009 NCAA Tournament

Coach Trent Johnson • LSU #21

First and Second Round -- Greensboro, N. C.
March 19 – LSU 75, Butler 71
March 21 – North Carolina 84, LSU 70

2015 NCAA Tournament

Coach Johnny Jones * LSU NR

Second Round -- Pittsburgh, Pa.
March 19 – NC State 66, LSU 65

2019 NCAA Tournament

Coach Will Wade/Interim Coach Tony Benford * LSU #12

First Round -- Jacksonville, Florida
March 21 – LSU 79, Yale 74
March 23 -- LSU 69, Maryland 67
Second Round -- Washington, D. C.
March 29 -- Michigan State 80, LSU 63

8 NIT Appearances

1970 1982 1983 2002 2004 2012 2014 2018

1970

**National Invitation Tournament
Coach Press Maravich • LSU NR**

Madison Square Garden – New York, New York
March 15 – LSU 83, Georgetown 82 (First Round)
March 17 – LSU 97, Oklahoma 94 (Quarterfinals)
March 19 – #8 Marquette 101, LSU 79 (Semifinals)
March 21 – Army 75, LSU 68 (Third Place Game)

1982

**National Invitation Tournament
Coach Dale Brown • LSU NR**

First Round – Baton Rouge, La.
March 12 -- Tulane 83, LSU 72

1983

**National Invitation Tournament
Coach Dale Brown • LSU NR**

First Round – Baton Rouge, La.
March 16 – New Orleans 99, LSU 94 (ot)

2002

**National Invitation Tournament
Coach John Brady • LSU NR**

First Round – Iowa City, Iowa
March 13 – LSU 63, Iowa 61
Second Round – Baton Rouge, La.
March 19 – Ball State 75, LSU 65

2004

**National Invitation Tournament
Coach John Brady • LSU NR**

First Round – Norman, Okla.
March 17 – Oklahoma 70, LSU 61

2012

**National Invitation Tournament
Coach Trent Johnson • LSU NR**

First Round – Eugene, Ore.
March 18 – Oregon 96, LSU 76

2014

**National Invitation Tournament
Coach Johnny Jones • LSU NR**

First Round – San Francisco, Calif.
March 19 – LSU 71, San Francisco 63
Second Round – Dallas, Texas
March 24 – SMU 80, LSU 67

2018

**National Invitation Tournament
Coach Will Wade • LSU NR**

First Round – Baton Rouge, La.
March 14 – LSU 84, UL-Lafayette 76
Second Round – Salt Lake City, Utah
March 19 – Utah 95, LSU 71



LSU's First NCAA Final Four Heroes

One of the most recent reunions of NCAA Final Four teams at LSU brought back the group that will always be known as the first – the 1953 LSU Tigers, who were back in 2013 for a reminder to LSU fans about their magical journey to college basketball's pinnacle now 60-plus years ago.

Eight members of the team returned to campus and were honored with a Tipoff Club function prior to a hero's welcome on the floor of the Maravich Center.

Kenny Bridges, Ned Clark, Bob Freshley, Don Loughmiller, Benny McArdle, Bob Pettit, Charlie Roberts and Don Sebastian were back.

The 1953 team coached by Harry Rabenhorst won the Southeastern

Conference that year and advanced to the national semifinals. It wasn't known as "The Final Four" yet, just the semifinal game of a national tournament. But the memories are still there of a magical time for these players.

Pettit would go on to legendary status at LSU and the NBA and he would have his number retired by LSU. But the 1953 season for the LSU Tigers was the story of a team that had a cast of players who could all contribute.

Their return visit in 2013, 20 years from the last time they were all together for an LSU basketball weekend, gave us a look back at a magical journey in the 1950s era of LSU and college basketball.

LSU In the Postseason

1953 NCAA Final Four Tigers

1953 — 22-3, SEC CHAMPIONS

Coach Harry Rabenhorst
Assistant Coach Don Chaney
Manager Fred Poerschke
Don Belcher
P. Brayman
Kenny Bridges

Ned Clark
Bob Freshley
Leslie Jones
Bill Lee
Don Loughmiller
Norman Magee

Darrell McArdle
James McNeilly
Bob Pettit
Charley Roberts
Darrell Schultz

1981 NCAA Final Four Tigers

31-5 SEC CHAMPIONS

Coach Dale Brown
Associate Coach Ron Abernathy
Assistant Coach Rick Huckabay
Assistant Coach Jordy Hultberg
Trainer Dr. Martin Broussard
Manager Stan Harris
Mark Alcorn

J. Brian Bergeron
Tyrone Black
Howard Carter
Andy Campbell
Greg Cook
Joe Costello
Matt England

Johnny Jones
Brian Kistler
Durand Macklin
Ethan Martin
Leonard Mitchell
Willie Sims
John Tudor

1986 NCAA Final Four Tigers

26-12

Coach Dale Brown
Associate Coach Ron Abernathy
Assistant Coach Bo Bahnsen
Assistant Coach Johnny Jones
Ricky Blanton
Oliver Brown

Neboisha Bukumirovich
Ocie Conley
Zoran Jovanovich
Don Redden
Derrick Taylor
Jose Vargas

John Williams
Anthony Wilson
Edwin Wilson
Bernard Woodside

2006 NCAA Final Four Tigers

27-9 SEC CHAMPIONS

Coach John Brady
Associate Head Coach Butch Pierre
Assistant Coach Nikita Johnson
Assistant Coach John Treloar
Administrative Assist. Scott Soprych
Trainer Shawn Eddy
Strength Coach Jeff Dillman

Manager Chris Heine
Manager Jason Reed
Manager Louis Ruffino
Glen Davis
Alex Farrer
David Fleshman
Chris Johnson
Darnell Lazare

Dameon Mason
Tack Minor
Darrel Mitchell
Tasmin Mitchell
Magnum Rolle
Garrett Temple
Tyrus Thomas
Ben Voogd

LSU Players Who Have Participated in Three or More NCAA Tournaments

FOUR

Ricky Blanton	1985-86-88-89
Oliver Brown	1984-85-86-87
Neboisha Bukumirovich	1985-86-87-88
Geert Hammink	1989-91-92-93
Vernel Singleton	1989-90-91-92
Jose Vargas	1985-86-87-88
Anthony Wilson	1984-85-86-87
Bernard Woodside	1985-86-87-88

THREE

Harold Boudreaux	1990-91-92
Brian Bergeron	1979-80-81
Andy Campbell	1979-80-81
Greg Cook	1979-80-81
Mike Hansen	1991-92-93
Rich Krajewski	1989-90-91
Ethan Martin	1979-80-81
Darrel Mitchell	2003-05-06
Shaquille O'Neal	1990-91-92
Wayne Sims	1989-90-91
Willie Sims	1979-80-81
Derrick Taylor	1984-85-86
Maurice Williamson	1990-92-93
Nikita Wilson	1984-85-87

LSU In the Postseason

SEC Final Four Appearances

	APPEARANCES	COACHES
Kentucky	17	Adolph Rupp (6), John Calipari (4), Joe Hall (3), Rick Pitino (3), Tubby Smith (1), Lon Kruger (1), Billy Donovan (4)
LSU	4	Dale Brown (2), Harry Rabenhorst (1), John Brady (1)
Arkansas	2	Nolan Richardson (2)
Auburn	1	Bruce Pearl (1)
Georgia	1	Hugh Durham (1)
Miss. State	1	Richard Williams (1)

SEC in NCAA

	SWEET 16	ELITE 8	FF	NCAA TITLES
Alabama	7	1	0	0
Arkansas	14	8	6	1
Auburn	5	2	1	0
Florida	9	8	5	2
Georgia	2	1	1	0
Kentucky	46	35	17	8
LSU	10	6	4	0
Ole Miss	1	0	0	0
Miss. State	3	1	1	0
South Carolina	3	0	0	0
Tennessee	8	1	0	0
Texas A&M	2	0	0	0
Vanderbilt	6	1	0	0

LSU vs. All NCAA/NIT Opponents LSU Record at

TEAM	W-L	LAST PLAYED	TEAM	W-L	LAST PLAYED
UAB	0-1	2005	Michigan St.	0-2	2019
Alcorn State	1-0	1980	Missouri	1-0	1980
Appalachian St.	1-0	1979	Navy	0-1	1985
Arkansas	1-0	1981	NC State	0-1	2015
Army	0-1	1970	New Orleans	0-1	1983
Ball State	0-1	2002	North Carolina	0-1	2009
Batpn Rouge	1-0	2018	Oklahoma	1-1	2004
BYU	1-0	1992	Penn State	0-1	1954
Butler	1-0	2009	Purdue	1-1	2003
California	0-1	1993	San Francisco	0-1	2014
Connecticut	0-1	1991	SE Mo. State	1-0	2000
Dayton	0-1	1984	SMU	0-1	2014
DePaul	1-0	1987	Temple	1-0	1987
Duke	1-0	2006	Texas	2-0	2006
Georgetown	1-0	1970	Texas A&M	1-0	2006
Georgia Tech	2-1	1990	Tulane	0-1	1982
Holy Cross	1-0	1953	UCLA	0-1	2006
Indiana	0-5	1992	UL-Lafayette	1-0	2018
Iona	1-0	2006	UTEP	0-1	1989
Iowa	1-0	2002	Utah	0-1	2018
Kentucky	1-0	1986	Villanova	1-0	1990
Lamar	1-0	1981	Virginia	0-1	1981
Lebanon Valley	1-0	1953	Washington	0-1	1953
Louisville	0-2	1986	Wichita State	1-0	1981
Marquette	0-1	1970	Wisconsin	0-1	2000
Maryland	1-0	2019	Yale	1-0	2019
Memphis	1-1	1986			

NCAA/NIT Sites

CITY	RECORD	LAST PLAYED	CITY	RECORD	LAST PLAYED
Albuquerque, N. M.	0-1	2000	Indianapolis, Ind.	0-2	2006
Atlanta, Ga.	4-0	2006	Iowa City, Iowa	1-2	2002
Austin, Texas	1-0	1981	Jacksonville, Fla.	4-0	2019
Baton Rouge, La.	3-3	2018	Kansas City, Mo.	0-2	1953
Birmingham, Ala.	0-1	2003	Knoxville, Tenn.	1-1	1990
Boise, Id.	1-2	2005	Minneapolis, Minn.	0-1	1991
Chicago, Ill.	2-1	1993	New Orleans, La.	2-0	1981
Cincinnati, Ohio	1-1	1987	New York, N.Y.	2-2	1970
Dallas, Texas	0-2	2014	Norman, Okla.	0-1	2004
Dayton, Ohio	0-1	1985	Philadelphia, Pa.	0-2	1981
Denton, Texas	1-0	1980	Pittsburgh, Pa.	0-1	2015
Eugene, Ore.	0-1	2012	Raleigh, N.C.	2-0	1953
Greensboro, N. C.	1-1	2009	San Francisco	1-0	2014
Hartford, Conn.	0-1	1988	Salt Lake City	2-2	2018
Houston, Texas	1-1	1980	Tucson, Ariz.	0-1	1989
			Washington, D.C.	0-1	2019

SEC IN POSTSEASON TOURNAMENTS

NCAA Tournament

SCHOOL	APP.	W - L	PCT.
Kentucky	59	131-53	.712
Arkansas	32	42-32	.567
Missouri	27	22-27	.449
Florida	22	46-20	.697
Tennessee	22	22-23	.489
LSU	22	27-25	.519
Alabama	21	21-20	.512
Vanderbilt	15	10-16	.385
Texas A&M	14	13-15	.464
Georgia	12	7-12	.368
Miss. State	11	11-11	.500
Auburn	10	17-10	.630
South Carolina	9	8-10	.444
Ole Miss	9	5-9	.357

National Invitation Tournament

SCHOOL	APP.	W - L	PCT.
Alabama	16	24-19	.575
Tennessee	13	13-13	.500
Ole Miss	12	15-12	.555
Vanderbilt	12	20-11	.642
South Carolina	11	22-9	.687
Florida	10	13-12	.520
Kentucky	9	17-9	.650
Miss. State	9	10-9	.526
LSU	8	5-9	.357
Missouri	8	2-8	.200
Texas A&M	7	7-7	.500
Auburn	6	4-6	.400
Arkansas	4	6-5	.571

LSU Coaches Post-Season Appearances

	TOTAL	NCAA	NIT
Dale Brown	15	13	2
John Brady	6	4	2
Will Wade	2	1	1
Johnny Jones	2	1	1
Harry Rabenhorst	2	2	0
Trent Johnson	2	1	1
Press Maravich	1	0	1

LSU In The Polls

Wins Against Teams Ranked Top Five in AP Poll

No.1

LSU 95, No. 1 Kentucky 94 (ot) -
Baton Rouge - Feb. 11, 1978

LSU 66, No. 1 Arizona 65 -
Baton Rouge - Dec. 21, 2002

No. 19 LSU 62, No. 1 Duke 54 -
Atlanta, Ga. - March 23, 2006

No.2

LSU 82, No. 2 Georgetown 80 -
New Orleans - Jan. 28, 1989

No. 18 LSU 92, No. 2 Arizona 82 -
Baton Rouge - Dec. 8, 1990

No.3

No. 6 LSU 81, No. 3 Kentucky 67 -
Baton Rouge - Jan. 19, 1981

LSU 59, No. 3 Kentucky 67 -
Baton Rouge - Jan. 19, 1981

LSU 66, No. 3 Florida 56 -
Baton Rouge - Feb. 24, 2006

No. 5

No. 10 LSU 68, No. 5, Kansas 63 -
Baton Rouge, Dec. 12, 1953

No. 11 LSU 65, No. 5 Kentucky 60 -
Lexington, Kentucky - Jan. 28, 1980

LSU 63, No. 5 DePaul 58 -
Cincinnati, Ohio - March 20, 1987

No. 16 LSU 107, No. 5 UNLV 105 -
Baton Rouge, Louisiana - Jan. 28, 1990

LSU 72, No. 5 Vanderbilt 62 -
Lexington, Kentucky - March 4, 1995

LSU 86, No. 5 Arizona 60 -
Baton Rouge, Louisiana - Jan. 29, 2000

LSU 73, No. 5 Kentucky 71 -
Lexington, Kentucky - Feb. 12, 2019

LSU 82, No. 5 Tennessee 80 -
Baton Rouge, Louisiana - Feb. 23, 2019

Highlights of the AP Poll

LSU POLL DEBUT - DEC. 16, 1952

Total Poll Appearances All-Time - 210
 Most Consecutive Polls - 49 (Preseason poll, 1978-79, to preseason poll, 1981-82)
 Total Appearances in AP Final Poll - 13
 Highest Ranking in AP Poll - 2 (Feb. 24, 1981, Preseason poll 1989-90)
 LSU has appeared in 18 percent of 1,184 polls from 1949 through the end of 2019.
 LSU's record since 1948-49 against teams ranked in top 10 - 39-138 (22.0 percent).
 LSU's record since 1948-49 against teams ranked in AP's top 25 - 83-259 (24.3 percent).
 LSU versus top-ranked teams in the AP poll - 3-18 (14.3 percent).
 LSU when ranked in the AP poll since 1948-49 season has a record of 280-105 (72.7 percent).
 LSU's record when both teams are ranked is 28-41 (40.6 percent).
 LSU was last ranked No. 12 in the final AP poll of the 2018-19 season.

Highlights of the UPI-USA Today Poll

LSU POLL DEBUT - DEC. 9, 1952

Total Poll Appearances All-Time - 195
 Most Consecutive Polls -- 45 (1979-82)
 Total Appearances in UPI-USA Today Final Poll -- 11
 Highest Rankin in UPI-USA Today Final Poll -- 2 (Final poll of 1980 season)
 LSU was last ranked No. 15 in the final USA Today poll of the 2018-19 season.

LSU's Record as a Ranked Team in AP Poll

RK	W	L	PCT.
1			
2	2	2	.500
3	3	2	.600
4	13	4	.765
5	14	4	.778
6	12	2	.857
7	14	4	.778
8	10	6	.625
9	21	7	.750
10	22	6	.786
11	23	2	.920
12	18	6	.750
13	9	4	.692
14	23	8	.742
15	9	2	.818
16	10	6	.625
17	9	5	.643
18	8	3	.727
19	17	7	.708
20	9	5	.643
21	8	5	.615
22	4	5	.444
23	9	3	.750
24	4	4	.500
25	9	3	.750
TOTALS	280	105	72.7%

Consecutive Weeks in AP Poll (Media)

1. 49 -- 1979-82
2. 38 -- 1990-92
3. 18 -- 1953-54
4. 17 -- 2006-07
5. 13 -- 1985-86 13 -- 1984
7. 10 -- 1954
8. 9 -- 2019 (active at end of season)
9. 7 -- 2000 7 -- 1985

LSU's Record vs. Ranked Teams in AP Poll

RK	W	L	PCT.
1	3	18	.143
2	3	14	.176
3	3	10	.231
4	0	19	.000
5	8	18	.308
6	5	10	.333
7	5	13	.278
8	4	13	.235
9	5	14	.263
10	3	9	.250
11	6	10	.375
12	1	9	.100
13	2	12	.143
14	3	10	.231
15	3	12	.200
16	7	7	.500
17	2	11	.154
18	6	11	.353
19	2	7	.222
20	4	6	.400
21	0	7	.000
22	5	5	.500
23	0	3	.000
24	3	5	.375
25	0	6	.000
TOTALS	83	259	24.3%

Consecutive Weeks in Coaches Poll (UPI, USA Today)

1. 45 -- 1979-82
2. 28 -- 1953-54
3. 22 -- 1991-92
4. 18 -- 2006-07
5. 13 -- 1985-86
6. 9 -- 2019 (active at end of season)

LSU In The Polls

LSU vs. Top 10 teams in the Associated Press Poll

(since the poll started during the 1948-49 season)

LSU vs. No. 1 ranked Opponents (3-18 Overall; 2-8 Home; 0-5 Away; 1-5 Neutral)

1951	1-31	Kentucky	L, 59-81	Baton Rouge, La.
1952	3-1	Kentucky	L, 43-44	Louisville, Ky. (SECT)
1953	3-17	Indiana	L, 67-80 (7)	Kansas City, Mo. (NCAA)
1954	3-9	Kentucky	L, 56-63 (8)	Nashville, Tenn. (SEC Playoff)
1955	1-17	Kentucky	L, 62-64	Baton Rouge, La.
1959	1-10	Kentucky	L, 61-76	Baton Rouge, La.
1978	1-14	Kentucky	L, 76-96	Lexington, Ky.
1978	2-11	Kentucky	W, 95-94 (OT)	Baton Rouge, La.
1980	1-20	DePaul	L, 73-78 (14)	Chicago, Ill.
1984	1-29	North Carolina	L, 79-90 (10)	Chapel Hill, N.C.
1992	2-8	Duke	L, 79-90 (22)	Baton Rouge, La.
1992	12-22	Duke	L, 67-96	Maui, Hawaii
1994	3-2	Arkansas	L, 105-108 (OT)	Baton Rouge, La.
2000	12-20	Arizona	L, 75-88	Tucson, Ariz.
2002	12-21	Arizona	W, 66-65	Baton Rouge, La.
2006	3-23	Duke	W, 62-54 (19)	Atlanta, Ga. (NCAA)
2012	1-28	Kentucky	L, 50-74	Baton Rouge, La.
2012	3-9	Kentucky	L, 51-60	New Orleans, La. (SECT)
2014	3-1	Florida	L, 61-79	Gainesville, Fla.
2015	2-10	Kentucky	L, 69-71	Baton Rouge, La.
2016	1-30	Oklahoma	L, 75-77	Baton Rouge, La.

LSU vs. No. 2 ranked Opponents (3-14 Overall; 1-5 Home; 0-6 Away; 2-3 Neutral)

1954	3-13	Indiana	L, 62-73 (8)	Iowa City, Iowa
1964	1-10	Kentucky	L, 84-103	Lexington, Ky.
1966	1-24	Kentucky	L, 85-111	Lexington, Ky.
1969	12-23	UCLA	L, 84-133	Los Angeles, Calif.
1970	1-24	Kentucky	L, 96-109	Lexington, Ky.
1970	2-21	Kentucky	L, 105-121	Baton Rouge, La.
1977	2-19	Kentucky	L, 76-90	Baton Rouge, La.
1980	3-1	Kentucky	W, 80-78 (5)	Birmingham, Ala. (SECT)
1984	1-7	Kentucky	L, 80-96 (9)	Baton Rouge, La.
1989	1-28	Georgetown	W, 82-80	New Orleans, La.
1990	12-8	Arizona	W, 92-82	Baton Rouge, La.
1994	12-17	UCLA	L, 72-92	Baton Rouge, La.
1996	1-16	Kentucky	L, 97-129	Baton Rouge, La.
1996	11-25	Kansas	L, 53-82	Maui, Hawaii
2002	1-16	Florida	L, 70-102	Gainesville, Fla.
2006	1-7	UConn	L, 66-67	Harford, Conn.
2009	3-21	North Carolina	L, 70-84 (21)	Greensboro, N.C. (NCAA)

LSU vs. No. 3 ranked Opponents (3-10 Overall; 2-3 Home; 0-5 Away; 1-2 Neutral)

1957	1-12	Kentucky	L, 46-51	Baton Rouge, La.
1962	1-12	Kentucky	L, 63-84	Lexington, Ky.
1977	12-29	Arkansas	L, 62-67	Baton Rouge, La.
1979	3-16	Michigan State	L, 71-87 (7)	Indianapolis, Ind. (NCAA)
1980	2-24	Kentucky	L, 74-76 (OT)(5)	Baton Rouge, La.
1981	1-19	Kentucky	W, 81-67 (6)	Baton Rouge, La.
1983	1-5	Kentucky	L, 50-52	Lexington, Ky.
1984	3-5	Kentucky	L, 68-90	Lexington, Ky.
1986	3-22	Kentucky	W, 59-57	Atlanta, Ga. (SECT)
1987	3-22	Indiana	L, 76-77	Cincinnati, Ohio (NCAA)
1991	12-7	Arizona	L, 67-87 (16)	Tucson, Ariz.
2003	2-15	Kentucky	L, 57-68	Lexington, Ky.
2007	2-24	Florida	W, 66-56	Baton Rouge, La.

LSU vs. No. 4 ranked Opponents (0-19 Overall; 0-3 Home; 0-11 Away; 0-5 Neutral)

1952	1-5	Kentucky	L, 47-57	Lexington, Ky.
1953	3-18	Washington	L, 69-88 (7)	Kansas City, Mo. (NCAA)
1956	2-11	Vanderbilt	L, 68-107	Nashville, Tenn.
1959	2-14	Auburn	L, 67-115	Auburn, Ala.
1966	1-29	Vanderbilt	L, 66-98	Nashville, Tenn.
1971	1-2	Southern Cal	L, 76-80 (OT)	Los Angeles, Calif.
1977	1-8	Alabama	L, 77-80	Tuscaloosa, Ala.
1980	3-16	Louisville	L, 66-86 (4)	Houston, Texas (NCAA)
1982	12-20	UCLA	L, 68-82	Los Angeles, Calif.
1986	3-7	Kentucky	L, 58-61	Lexington, Ky. (SECT)
1988	1-23	Kentucky	L, 61-76	Baton Rouge, La.
1993	1-26	Kentucky	L, 67-105	Lexington, Ky.
1993	3-14	Kentucky	L, 65-82	Lexington, Ky. (SECT)
1994	1-11	Arkansas	L, 83-84	Fayetteville, Ark.
1994	1-22	North Carolina	L, 65-88	New Orleans, La.
1997	2-12	Kentucky	L, 48-84	Lexington, Ky.
2003	1-28	Florida	L, 53-70	Baton Rouge, La.
2005	3-12	Kentucky	L, 78-79 (OT)	Atlanta, Ga. (SECT)
2010	2-6	Kentucky	L, 55-81	Baton Rouge, La.

LSU vs. No. 5 ranked Opponents (8-19 Overall; 4-5 Home; 3-8 Away; 1-5 Neutral)

1953	12-12	Kansas	W, 68-63 (10)	Baton Rouge, La.
1956	1-3	North Carolina	L, 69-86	Chapel Hill, N.C.
1956	1-14	Kentucky	L, 65-107	Lexington, Ky.
1959	2-21	Miss. State	L, 67-75	Baton Rouge, La.
1960	12-5	North Carolina	L, 61-77	Chapel Hill, N.C.
1960	12-21	Louisville	L, 53-72	Louisville, Ky.
1962	2-24	Miss. State	L, 48-58	Starkville, Miss.
1965	3-8	Vanderbilt	L, 60-106	Nashville, Tenn.
1966	2-26	Vanderbilt	L, 84-102	Baton Rouge, La.
1969	1-25	Kentucky	L, 96-108	Baton Rouge, La.
1974	2-11	Vanderbilt	L, 88-91	Nashville, Tenn.
1975	2-3	Kentucky	L, 76-77	Baton Rouge, La.
1980	1-28	Kentucky	W, 65-60 (11)	Lexington, Ky.
1981	3-30	Virginia	L, 74-78 (4)	Philadelphia, Pa (NCAA)
1986	3-1	Kentucky	L, 57-68	Lexington, Ky.
1987	3-20	DePaul	W, 63-58	Cincinnati, Ohio (NCAA)
1988	12-22	Illinois	L, 100-127	Baton Rouge, La.
1990	1-28	UNLV	W, 107-105 (16)	Baton Rouge, La.
1992	3-21	Indiana	L, 79-89 (25)	Boise, Id. (NCAA)
1993	3-13	Vanderbilt	W, 72-62	Lexington, Ky. (SECT)
1995	3-4	Kentucky	L, 80-127	Lexington, Ky.
1996	12-15	Michigan	L, 59-70	Auburn Hills, Mich.
2000	1-29	Arizona	W, 86-60	Baton Rouge, La.
2019	2-12	Kentucky (19)	W, 73-71	Lexington, Kentucky
2019	2-23	Tennessee (13)	W, 82-80 (ot)	Baton Rouge, Louisiana
2019	3-29	Michigan St. (12)	L, 63-80	Washington, D.C.

LSU vs. No. 6 ranked Opponents (5-10 Overall; 4-4 Home; 0-6 Away; 1-0 Neutral)

1949	2-25	Tulane	L, 45-72	Baton Rouge, La.
1960	2-8	Georgia Tech	L, 56-76	Atlanta, Ga.
1963	2-9	Georgia Tech	W, 56-54	Baton Rouge, La.
1968	2-5	Tennessee	L, 67-87	Baton Rouge, La.
1969	2-22	Kentucky	L, 89-103	Lexington, Ky.
1973	2-10	Alabama	W, 72-70	Baton Rouge, La.
1974	1-12	Vanderbilt	W, 84-81	Baton Rouge, La.

LSU In The Polls

1977	1-22	Kentucky	L, 72-87	Lexington, Ky.
1983	12-6	Houston	L, 91-100 (9)	Baton Rouge, La.
1986	3-20	Georgia Tech	W, 70-64	Atlanta, Ga. (NCAA)
1988	3-12	Kentucky	L, 80-86	Baton Rouge, La. (SECT)
1991	2-10	Duke	L, 70-88 (19)	Durham, N.C.
1999	1-30	Kentucky	L, 62-86	Lexington, Ky.
1999	2-6	Auburn	L, 54-80	Auburn, Ala.
2006	12-5	Texas A&M	W, 64-52 (9)	Baton Rouge, La.

LSU vs. No. 7 ranked Opponents (5-13 Overall; 3-6 Home; 0-4 Away; 2--3 Neutral)

1949	3-5	Tulane	L, 63-72	Louisville, Ky. (SECT)
1953	12-28	Fordham	W, 65-49 (14)	New Orleans, La.
1956	2-20	Alabama	L, 59-77	Baton Rouge, La.
1968	1-29	Vanderbilt	L, 91-99	Baton Rouge, La.
1975	1-18	Alabama	L, 67-93	Tuscaloosa, Ala.
1975	2-17	Alabama	L, 76-80	Baton Rouge, La.
1982	2-27	Kentucky	W, 94-78	Baton Rouge, La.
1983	3-5	Kentucky	W, 74-60	Baton Rouge, La.
1986	3-29	Louisville	L, 77-88	Dallas, Texas (NCAA)
1992	3-3	Arkansas	L, 92-106 (ot) (23)	Fayetteville, Ark.
2002	2-2	Alabama	L, 48-57	Baton Rouge, La.
2002	2-9	Kentucky	L, 56-68	Baton Rouge, La.
2003	1-11	Miss. State	W, 85-72	Baton Rouge, La.
2003	3-14	Florida	W, 65-61	New Orleans, La. (SECT)
2004	2-25	Miss. State	L, 58-84	Starkville, Miss.
2006	2-11	Florida	L, 62-71	Gainesville, Fla.
2006	4-1	UCLA	L, 45-59 (19)	Indianapolis, Ind. (NCAA)
2008	2-9	Tennessee	L, 45-47	Baton Rouge, La.

LSU vs. No. 8 ranked Opponents (3-18 Overall; 2-8 Home; 0-5 Away; 1-5 Neutral)

1949	1-14	Tulane	L, 51-71	New Orleans, La.
1960	12-3	Duke	L, 74-80 (OT)	Durham, N.C.
1963	2-23	Miss. State	L, 64-99	Baton Rouge, La.
1964	2-8	Vanderbilt	L, 64-66	Nashville, Tenn.
1967	3-6	Vanderbilt	L, 66-75	Nashville, Tenn.
1970	3-19	Marquette	L, 79-101	New York, N.Y. (NIT)
1971	1-25	Tennessee	W, 80-70	Baton Rouge, La.
1977	2-5	Alabama	L, 70-77 (OT)	Baton Rouge, La.
1981	2-21	Tennessee	W, 66-65 (4)	Knoxville, Tenn.
1985	2-16	Syracuse	L, 64-76	Syracuse, N.Y.
1986	1-29	Kentucky	L, 52-54 (17)	Baton Rouge, La.
1987	3-15	Temple	W, 72-62	Rosemont, Ill. (NCAA)
1988	1-11	Oklahoma	W, 84-77	New Orleans, La.
1995	1-31	Arkansas	L, 81-105	Fayetteville, Ark.
1995	2-22	Arkansas	L, 90-92	Baton Rouge, La.
1998	2-4	Kentucky	L, 61-63	Baton Rouge, La.
2005	1-22	Kentucky	L, 58-89	Lexington, Ky.

LSU vs. No. 9 ranked Opponents (5-14 Overall; 2-3 Home; 2-7 Away; 1-4 Neutral)

1958	1-11	Kentucky	L, 52-97	Lexington, Ky.
1963	12-26	Oregon State	L, 57-87	Portland, Ore.
1965	2-8	Vanderbilt	L, 85-96	Baton Rouge, La.
1967	1-30	Vanderbilt	L, 77-79	Nashville, Tenn.
1968	1-27	Kentucky	L, 95-121	Baton Rouge, La.
1975	1-4	Kentucky	L, 80-115	Lexington, Ky.
1976	2-23	Tennessee	L, 71-80	Knoxville, Tenn.
1979	1-6	Kentucky	W, 93-89 (7)	Lexington, Ky.
1981	3-1	Kentucky	L, 71-73 (2)	Lexington, Ky.

1981	3-28	Indiana	L, 49-67 (4)	Philadelphia, Pa. (NCAA)
1982	1-25	Kentucky	L, 65-76	Lexington, Ky.
1987	3-8	Alabama	L, 62-69	Atlanta, Ga. (SECT)

1992	1-14	Alabama	W, 89-81	Tuscaloosa, Ala.
1992	3-14	Kentucky	L, 74-80 (23)	Birmingham, Ala. (SECT)
1993	12-18	UCLA	L, 80-100 (25)	Los Angeles, Calif.

2000	2-9	Auburn	W, 83-68 (25)	Baton Rouge, La.
2004	2-29	Kentucky	L, 64-70	Baton Rouge, La.
2006	3-25	Texas	W, 70-60 (OT)(19)	Atlanta, Ga. (NCAA)

2016	1-5	Kentucky	W, 85-67	Baton Rouge, La.
------	-----	----------	----------	------------------

LSU vs. No. 10 ranked Opponents (3-9 Overall; 3-3 Home; 0-6 Away; 0-0 Neutral)

1962	2-3	Miss. State	L, 66-87	Baton Rouge, La.
1968	2-3	Kentucky	L, 96-109	Lexington, Ky.

1974	1-19	Alabama	L, 79-80 (OT)	Baton Rouge, La.
1974	2-18	Alabama	L, 87-99	Tuscaloosa, Ala.
1974	11-29	Southern Cal	L, 87-100	Los Angeles, Calif.
1976	1-26	Tennessee	L, 92-105	Baton Rouge, La.

1982	2-10	Alabama	W, 73-68	Baton Rouge, La.
------	------	---------	----------	------------------

1991	2-5	Kentucky	W, 107-88 (19)	Baton Rouge, La.
1999	2-13	Arizona	L, 71-78	Tucson, Ariz.

2000	1-12	Florida	L, 57-82 (24)	Gainesville, Fla.
------	------	---------	---------------	-------------------

2011	12-19	Marquette	W, 67-59	Baton Rouge, La.
2016	1-19	Texas A&M	L, 57-71	College Station, Texas



LSU defeats #9 UK during 2015-16 season.



Tasmin Mitchell, Darrel Mitchell and Ben Voogd celebrate after beating #9 Texas to advance to the Final Four of the 2006 NCAA Tournament.

LSU In The Polls

LSU as Top 10 team in the Associated Press Poll

(since the poll started during the 1948-49 season)

No. 2 LSU vs. Opponents

(2-2 Overall; 2-1 Home; 0-1 Away; 3-2 Neutral)

1981	2-25	Ole Miss	W, 74-67	Baton Rouge, La.
1981	3-1	#9 Kentucky	L, 71-73	Lexington, Ky.

1989	11-15	Southern Miss	W, 91-80	Baton Rouge, La. (NIT)
1989	11-17	Kansas	L, 83-89	Baton Rouge, La. (NIT)

No. 3 LSU vs. Opponents

(3-2 Overall; 0-0 Home; 0-0 Away; 3-2 Neutral)

1980	3-9	Alcorn State	W, 98-88	Denton Texas (NCAA)
1980	3-14	Missouri	W, 68-63	Houston, Texas (NCAA)
1980	3-16	#4 Louisville	L, 66-86	Houston, Texas (NCAA)

1981	3-5	Florida	W, 85-73	Birmingham, Ala. (SECT)
1981	3-6	Georgia	L, 60-68	Birmingham, Ala. (SECT)

No. 4 LSU vs. Opponents

(13-4 Overall; 6-1 Home; 4-1 Away; 3-2 Neutral)

1980	1-2	Vanderbilt	L, 66-77	Nashville, Tenn.
1980	1-5	Miss. State	W, 80-58	Baton Rouge, La.
1980	1-7	Alabama	L, 56-57	Baton Rouge, La.

1981	1-28	Ole Miss	W, 63-59	Oxford, Miss.
1981	1-31	Florida	W, 92-75	Baton Rouge, La.
1981	2-4	Vanderbilt	W, 86-81	Nashville, Tenn.
1981	2-7	Miss. State	W, 94-89	Baton Rouge, La.
1981	2-11	Alabama	W, 70-57	Baton Rouge, La.
1981	2-14	Georgia	W, 64-62	Athens, Ga.
1981	2-18	Auburn	W, 58-47	Baton Rouge, La.
1981	2-21	#8 Tennessee	W, 66-65	Knoxville, Tenn.
1981	2-22	Texas A&M	W, 67-57	Baton Rouge, La.
1981	3-14	Lamar	W, 100-78	Austin, Texas (NCAA)
1981	3-20	#20 Arkansas	W, 72-56	New Orleans, La. (NCAA)
1981	3-22	Wichita State	W, 96-85	New Orleans, La. (NCAA)
1981	3-28	#9 Indiana	L, 49-67	Philadelphia, Pa. (NCAA)
1981	3-30	#5 Virginia	L, 74-78	Philadelphia, Pa. (NCAA)

No. 5 LSU vs. Opponents

(14-4 Overall; 8-3 Home; 2-1 Away; 4-0 Neutral)

1953	3-6	Tulane	W, 53-52	New Orleans, La.
1953	12-15	Texas A&M	W, 77-56	Baton Rouge, La.
1953	12-19	Wisconsin	L, 66-82	Baton Rouge, La.
1953	12-21	Northwestern	W, 79-51	Baton Rouge, La.

1979	1-10	Alabama	L, 76-90	Tuscaloosa, Ala.
1979	1-13	Florida	W, 80-72	Baton Rouge, La.
1979	1-15	Auburn	W, 94-82	Baton Rouge, La.
1979	2-22	Alabama	W, 86-66	Baton Rouge, La.
1979	2-24	Miss. State	L, 57-65	Baton Rouge, La.
1979	12-28	Boston U.	W, 92-72	Baton Rouge, La.
1979	12-29	Delaware	W, 92-64	Baton Rouge, La.

1980	2-21	Ole Miss	W, 77-74	Oxford, Miss.
1980	2-24	#3 Kentucky	L, 74-76 (ot)	Baton Rouge, La.
1980	2-28	Florida	W, 95-82	Birmingham, Ala. (SECT)
1980	2-29	Alabama	W, 73-66	Birmingham, Ala. (SECT)
1980	3-1	#2 Kentucky	W, 80-78	Birmingham, Ala. (SECT)

1981	1-21	Auburn	W, 74-64	Auburn, Ala.
1981	1-24	Tennessee	W, 80-63	Baton Rouge, La.

No. 6 LSU vs. Opponents

(12-2 Overall; 9-1 Home; 2-1 Away; 1-0 Neutral)

1953	2-21	Georgia Tech	W, 76-52	Baton Rouge, La.
1953	2-23	Ole Miss	W, 63-48	Baton Rouge, La.
1953	2-27	Miss. State	W, 82-47	Baton Rouge, La.

1979	2-17	Ole Miss	W, 67-62	Baton Rouge, La.
1979	12-5	Tulane	W, 80-79	New Orleans, La.
1979	12-15	Maine	W, 103-81	Baton Rouge, La.

1980	1-12	Georgia	L, 72-73 (2OT)	Athens, Ga.
1980	2-13	Auburn	W, 50-44	Auburn, Ala.

1980	2-16	Tennessee	W, 73-66	Baton Rouge, La.
------	------	-----------	----------	------------------

1981	1-14	Alabama	W, 59-56	Tuscaloosa, Ala.
1981	1-17	Georgia	W, 78-65	Baton Rouge, La.
1981	1-19	#3 Kentucky	W, 81-67	Baton Rouge, La.

1991	11-22	NE Louisiana	W, 77-76	Baton Rouge, La.
------	-------	--------------	----------	------------------

2006	11-25	#24 Wichita St.	L, 53-57	Baton Rouge, La.
------	-------	-----------------	----------	------------------

No. 7 LSU vs. Opponents

(14-4 Overall; 8-0 Home; 3-1 Away; 3-3 Neutral)

1953	3-13	Lebanon Valley	W, 89-76	Raleigh, N.C. (NCAA)
1953	3-14	Holy Cross	W, 81-73	Raleigh, N.C. (NCAA)
1953	3-17	#1 Indiana	L, 67-80	Kansas City, Mo. (NCAA)
1953	3-18	#4 Washington	L, 69-88	Kansas City, Mo. (NCAA)

1954	3-6	Tulane	W, 63-52	New Orleans, La.
------	-----	--------	----------	------------------

1978	12-29	Colgate	W, 100-73	Baton Rouge, La.
------	-------	---------	-----------	------------------

1979	1-3	Georgia	W, 97-75	Baton Rouge, La.
1979	1-6	#9 Kentucky	W, 93-89	Lexington, Ky.
1979	1-8	Vanderbilt	L, 87-88	Nashville, Tenn.
1979	3-16	#3 Michigan St.	L, 71-87	Indianapolis, Ind. (NCAA)
1979	12-1	Florida	W, 112-81	Baton Rouge, La.
1979	12-3	New Orleans	W, 104-78	Baton Rouge, La.
1979	12-20	#20 Arkansas	W, 56-55	Little Rock, Ark.
1979	12-22	Tulane	W, 95-85	Baton Rouge, La.

1980	2-6	Alabama	W, 68-66 (ot)	Tuscaloosa, Ala.
1980	2-9	Georgia	W, 96-77	Baton Rouge, La.

2006	11-17	Nicholls	W, 96-42	Baton Rouge, La.
2006	11-19	ULM	W, 88-57	Baton Rouge, La.

No. 8 LSU vs. Opponents

(10-6 Overall; 4-0 Home; 5-2 Away; 1-4 Neutral)

1952	12-29	Villanova	W, 100-94	New Orleans, La.
------	-------	-----------	-----------	------------------

1953	2-10	Florida	W, 68-56	Gainesville, Fla.
1953	2-14	Auburn	W, 65-57	Auburn, Ala.

1954	3-9	Kentucky	L, 56-63	Nashville, Tenn. (SEC Playoff)
1954	3-12	Penn State	L, 70-78	Iowa City, Iowa (NCAA)
1954	3-13	#2 Indiana	L, 62-73	Iowa City, Iowa (NCAA)

1979	2-8	Miss. State	W, 52-48	Starkville, Miss.
1979	2-10	Florida	W, 88-82 (OT)	Gainesville, Fla.
1979	2-12	Auburn	W, 78-68	Auburn, Ala.
1979	3-2	Kentucky	L, 67-80	Birmingham, Ala. (SECT)

1986	1-2	Georgia	W, 85-73	Baton Rouge, La.
1986	1-4	Miss. State	W, 90-84	Baton Rouge, La.
1986	1-9	Alabama	L, 67-83	Tuscaloosa, Ala.
1986	1-11	Tennessee	L, 77-88	Knoxville, Tenn.
1986	1-13	Ole Miss	W, 86-68	Baton Rouge, La.

1989	12-20	Northwestern St.	W, 73-63	Baton Rouge, La.
------	-------	------------------	----------	------------------

No. 9 LSU vs. Opponents

(14-5 Overall; 8-0 Home; 3-1 Away; 3-4 Neutral)

1979	1-20	Ole Miss	W, 70-69 (OT)	Oxford, Miss.
1979	1-24	Tennessee	W, 77-75	Baton Rouge, La.
1979	1-27	Georgia	L, 88-93	Athens, Ga.
1979	1-29	Tennessee	W, 84-78	Knoxville, Tenn.
1979	2-3	Kentucky	W, 70-61	Baton Rouge, La.
1979	2-5	#16 Vanderbilt	W, 92-71	Baton Rouge, La.
1979	3-10	Appalachian St.	W, 71-57	Bloomington, Ind. (NCAA)

1981	1-7	Vanderbilt	W, 77-61	Baton Rouge, La.
1981	1-10	Miss. State	W, 81-69	Starkville, Miss.

1983	12-6	#6 Houston	L, 91-100	Baton Rouge, La.
------	------	------------	-----------	------------------

LSU In The Polls

1984	1-1	Vanderbilt	W, 73-66	Baton Rouge, La.
1984	1-5	Georgia	W, 81-77	Athens, Ga.
1984	1-7	#2 Kentucky	L, 80-96	Baton Rouge, La.
1985	12-17	Texas	W, 72-65	Austin, Texas
1985	12-20	SE Louisiana	W, 82-61	Baton Rouge, La.
1985	12-21	Southern	W, 91-83	Baton Rouge, La.
1985	12-30	Oral Roberts	W, 82-64	Baton Rouge, La.
1989	12-2	McNeese State	W, 85-49	Baton Rouge, La.
1989	12-4	Lamar	W, 116-76	Baton Rouge, La.
1989	12-8	Cal State LA	W, 82-57	Baton Rouge, La.
1989	12-30	Hardin-Simmons	W, 100-66	Baton Rouge, La.
1990	2-15	Kentucky	L, 95-100	Lexington, Ky.
1990	2-18	Vanderbilt	W, 121-108	Nashville, Tenn.
1991	11-27	Middle Tenn. St.	W, 96-65	Baton Rouge, La.
1991	11-30	UNLV	L, 55-76	Las Vegas, Nev.
2006	12-5	#6 Texas A&M	W, 64-52	Baton Rouge, La.
2006	12-10	Texas	L, 75-76 (OT)	Houston, Texas
2019	3-15	Florida	L, 73-76	Nashville, Tennessee

No. 10 LSU vs. Opponents (22-6 Overall; 11-0 Home; 5-4 Away; 6-2 Neutral)

1952	12-17	Alabama	W, 58-45	Tuscaloosa, Ala.
1952	12-22	#15 Tulsa	L, 58-84	Tulsa, Okla.
1953	2-7	Tulane	W, 48-31	Baton Rouge, La.
1953	12-12	#5 Kansas	W, 68-63	Baton Rouge, La.
1978	12-21	Army	W, 83-77	New York City, N.Y.
1980	1-30	Vanderbilt	W, 83-81	Baton Rouge, La.
1980	2-2	Mississippi St.	W, 75-63	Starkville, Miss.
1980	12-18	UNO	W, 96-66	New Orleans, La. (SD)
1980	12-20	Tulane	W, 86-72	New Orleans, La. (SD)
1980	12-22	Xavier (Ohio)	W, 78-62	Baton Rouge, La.
1980	12-29	UNC Wilmington	W, 100-68	Baton Rouge, La.
1980	12-30	St. Francis (Pa.)	W, 91-65	Baton Rouge, La.
1981	1-3	Florida	W, 92-66	Gainesville, Fla.
1983	12-19	Houston Baptist	W, 60-59	Baton Rouge, La.
1984	1-27	Auburn	L, 78-80	Auburn, Ala.
1984	1-29	#1 North Carolina	L, 79-90	Chapel Hill, N.C.
1990	12-18	Arkansas State	W, 98-74	Baton Rouge, La.
1990	12-20	Loyola M'ount	W, 122-114	Baton Rouge, La.
1990	12-22	Illinois	L, 96-102	Champaign, Ill.
2000	3-10	Vanderbilt	W, 71-60	Atlanta, Ga. (SECT)
2000	3-11	Arkansas	L, 67-69	Atlanta, Ga. (SECT)
2000	3-16	SE Mo. State	W, 64-61	Salt Lake City, Utah (NCAA)
2000	3-18	#15 Texas	W, 72-67	Salt Lake City, Utah (NCAA)
2000	3-23	Wisconsin	L, 48-61	Albuquerque, N.M. (NCAA)
2006	11-29	McNeese State	W, 91-57	Baton Rouge, La.
2006	12-2	Tulane	W, 74-67	New Orleans, La.
2019	3-6	Florida	W, 79-78 (OT)	Gainesville, Florida
2019	3-9	Vanderbilt	W, 80-59	Baton Rouge, Louisiana



2002-03 -- Record 21-11, 8-8 in the SEC, NCAA Tournament, Coach John Brady (Year 6)

	G-GS	MIN	FG-FGA	PCT.	3FG-FGA	PCT.	FT-FTA	PCT.	PTS-AVG	REB	PF	A	TO	STL	BLK
DUPREE, Ronald	32-32	1,063	199-376	0.529	13-37	0.351	93-137	0.679	504-15.8	249	79	77	64	22	8
LLOREDA, Jaime	30-29	875	144-256	0.563	0-1	0.000	82-148	0.554	370-12.3	269	84	34	68	27	61
BRIGHT, Torris	32-32	1,012	119-259	0.459	62-152	0.408	56-77	0.727	356-11.1	100	55	150	74	59	11
TEMPLE III, Collis	32-32	825	117-269	0.435	57-152	0.375	55-71	0.775	346-10.8	112	65	55	60	28	11
HUDSON, Antonio	32-16	806	86-213	0.404	27-89	0.303	40-59	0.678	239-7.5	94	65	62	45	42	12
MITCHELL, Darrel	32-0	635	71-172	0.413	42-99	0.424	41-56	0.732	225-7.0	70	67	56	39	45	6
JOHNSON, Shawnsion	3-0	53	8-17	0.471	0-0	0.000	0-4	0.000	16-5.3	21	3	2	7	3	7
GIPSON, Tony	11-0	103	18-36	0.500	8-20	0.400	6-12	0.500	50-4.5	10	6	4	10	7	0
BRIDGEWATER, Brad	32-6	407	41-84	0.488	0-0	0.000	13-27	0.481	95-3.0	59	49	10	21	7	13
WHIPPLE, Xavier	21-13	320	20-38	0.526	5-14	0.357	12-18	0.667	57-2.7	26	23	39	29	8	2
DAVIS, Thomas	14-0	65	15-23	0.652	0-2	0.000	2-5	0.400	32-2.3	15	9	3	5	4	1
TRASK, Courtney	6-0	23	1-2	0.500	0-0	0.000	3-6	0.500	5-0.8	3	0	1	2	1	0
WOLFERT, Paul	6-0	9	1-1	1.000	0-0	0.000	3-4	0.750	5-0.8	0	0	1	0	0	0
BUSH, Tim	10-0	36	3-7	0.429	0-1	0.000	1-5	0.200	7-0.7	15	1	4	3	0	0
MARAVICH, Josh	7-0	10	2-2	1.000	0-0	0.000	0-0	0.000	4-0.6	0	1	0	2	0	0
THOMPSON, Charlie	22-0	144	5-9	0.556	1-4	0.250	1-2	0.500	12-0.5	11	11	17	16	2	0
GREEN, Brian	9-0	14	1-3	0.333	0-0	0.000	1-2	0.500	3-0.3	1	2	0	1	0	0
LSU	32	6400	851-1767	0.482	215-571	0.377	409-633	0.646	2326-72.7	1124	525	515	446	256	132
Opponents	32	6400	736-1792	0.411	204-577	0.354	354-524	0.676	2030-63.4	1048	592	359	501	238	78

2001-02 -- Record 19-15, 6-10 in the SEC, NIT Second Round, Coach John Brady (Year 5)

	G-GS	MIN	FG-FGA	PCT.	3FG-FGA	PCT.	FT-FTA	PCT.	PTS-AVG	REB	PF	A	TO	STL	BLK
DUPREE, Ronald	34-34	1,202	220-487	0.452	31-108	0.287	81-145	0.559	552-16.2	290	114	73	107	35	22
TEMPLE III, Collis	21-19	592	92-214	0.430	39-104	0.375	58-71	0.817	281-13.4	126	45	47	50	21	4
BRIGHT, Torris	34-34	1,161	150-346	0.434	76-193	0.394	78-110	0.709	454-13.4	129	76	129	123	60	6
HUDSON, Antonio	34-16	957	124-288	0.431	43-111	0.387	60-91	0.659	351-10.3	113	55	53	52	42	11
BRIDGEWATER, Brad	34-31	781	104-190	0.547	0-0	0.000	19-40	0.475	227-6.7	133	94	12	36	17	18
WILLIAMS, Jermaine	34-32	1,017	71-141	0.504	3-11	0.273	70-82	0.854	215-6.3	158	60	88	56	76	13
DAVIS, Thomas	26-2	288	47-86	0.547	1-1	1.000	12-19	0.632	107-4.1	60	51	6	24	5	4
YOUNG, JueMichael	12-1	76	8-21	0.381	2-7	0.286	3-8	0.375	21-1.8	7	4	3	7	1	0
WILSON, Jason	30-1	317	18-42	0.429	0-0	0.000	14-31	0.452	50-1.7	62	35	5	17	7	1
THOMPSON, Charlie	31-0	346	9-25	0.360	7-17	0.412	22-24	0.917	47-1.5	18	24	38	27	13	0
BOZEK, Pete	5-0	9	2-5	0.400	1-3	0.333	0-0	0.000	5-1.0	3	3	1	4	0	0
WHIPPLE, Xavier	18-0	104	5-15	0.333	1-6	0.167	3-5	0.600	14-0.8	12	9	12	9	3	0
LSU	34	6850	850-1860	.457	204-561	.364	420-626	.671	2324-68.4	1217	572	467	517	280	79
Opponents	34	6850	797-1913	.417	226-684	.330	356-575	.619	2176-64.0	1130	595	402	511	263	93

2000-01 -- Record 13-16, 2-14 in the SEC, Coach John Brady (Year 4)

	G-GS	MIN	FG-FGA	PCT.	3FG-FGA	PCT.	FT-FTA	PCT.	PTS-AVG	REB	PF	A	TO	STL	BLK
DUPREE, Ronald	29-28	1,012	183-377	0.485	21-64	0.328	116-166	0.699	503-17.3	256	81	41	88	37	17
TEMPLE III, Collis	29-28	918	134-297	0.451	53-146	0.363	88-120	0.733	409-14.1	133	83	65	78	40	10
BESHARA, Brian	29-29	887	111-299	0.371	48-133	0.361	54-78	0.692	324-11.2	173	89	68	66	47	16
BRIGHT, Torris	29-28	940	104-250	0.416	44-122	0.361	62-85	0.729	314-10.8	81	63	118	110	57	3
ROLAND, Lamont	11-10	317	42-91	0.462	13-32	0.406	15-33	0.455	112-10.2	39	28	52	23	24	4
WILLIAMS, Jermaine	29-20	840	76-153	0.497	5-17	0.294	59-85	0.694	216-7.4	114	53	55	34	42	7
WILSON, Jason	29-1	491	44-87	0.506	0-0	0.000	20-31	0.645	108-3.7	102	72	3	17	7	6
ROYAL, Robert	5-0	37	3-7	0.429	0-0	0.000	4-8	0.500	10-2.0	6	2	3	2	0	0
WARNER, Jack	17-0	50	8-17	0.471	4-11	0.364	6-8	0.750	26-1.5	7	2	3	3	1	0
THOMPSON, Charlie	29-1	306	13-29	0.448	6-13	0.462	8-11	0.727	40-1.4	18	22	28	22	1	0
HARRISON, Jamal	1-0	1	0-0	0.000	0-0	0.000	1-2	0.500	1-1.0	1	0	0	0	0	0
GREEN, Brian	6-0	14	1-5	0.200	0-1	0.000	0-0	0.000	2-0.3	4	2	1	0	1	1
BOZEK, Pete	7-0	21	1-8	0.125	0-2	0.000	0-0	0.000	2-0.3	5	4	1	0	0	1
LANDRY, Brandon	7-0	16	0-4	0.000	0-3	0.000	2-2	1.000	2-0.3	3	3	0	1	0	0
LSU	29	5850	720-1624	0.443	194-544	0.357	435-629	0.692	2069-71.3	1020	507	438	454	257	65
Opponents	29	5860	717-1643	0.436	211-572	0.369	334-598	0.671	1979-68.2	994	567	405	489	225	75

1999-2000 -- Record 28-6, 12-4 in the SEC, SEC Champions, NCAA Sweet 16, Coach John Brady (Year 3)

	G-GS	MIN	FG-FGA	PCT.	3FG-FGA	PCT.	FT-FTA	PCT.	PTS-AVG	REB	PF	A	TO	STL	BLK
SWIFT, Stromile	34-33	1,013	208-342	0.608	7-25	0.280	127-206	0.617	550-16.2	279	88	32	80	50	95
SMITH, Jabari	34-34	969	156-282	0.553	13-35	0.371	100-168	0.595	425-12.5	239	84	75	88	24	33
BESHARA, Brian	34-33	927	126-282	0.447	46-130	0.354	76-106	0.717	374-11.0	174	85	62	74	49	12
ROLAND, Lamont	34-31	1,022	139-328	0.424	34-111	0.306	58-96	0.604	370-10.9	157	73	79	99	56	4
BRIGHT, Torris	34-34	1,137	112-259	0.432	55-138	0.399	60-91	0.659	339-10.0	127	76	147	126	70	7
DUPREE, Ronald	34-0	433	63-136	0.463	2-14	0.143	39-68	0.574	167-4.9	112	45	14	41	15	11
WILLIAMS, Jermaine	31-5	633	45-105	0.429	14-40	0.350	43-56	0.768	147-4.7	73	41	56	34	23	5
TEMPLE III, Collis	33-0	425	37-87	0.425	22-58	0.379	35-46	0.761	131-4.0	53	32	29	35	21	6
BRIDGEWATER, Brad	26-0	181	21-43	0.488	0-0	0.000	3-7	0.429	45-1.7	32	18	3	14	5	6
DAVIS, Edmond	11-0	11	2-4	0.500	0-0	0.000	6-8	0.750	10-0.9	2	3	2	2	0	0
WARNER, Jack	11-0	22	3-6	0.500	1-2	0.500	3-4	0.750	10-0.9	2	1	0	2	0	1
LANDRY, Brandon	8-0	17	2-5	0.400	2-5	0.400	0-0	0.000	6-0.8	1	1	4	2	0	0
GREEN, Brian	9-0	10	1-1	1.000	0-0	0.000	2-2	0.000	4-0.4	4	1	0	1	0	0
LSU	34	6800	915-1880	0.487	196-558	0.351	552-858	0.643	2578-75.8	1373	549	503	593	313	180
Opponents	34	6800	781-2046	0.382	233-745	0.313	337-531	0.635	2132-62.7	1100	743	402	461	265	60

1998-99 -- Record 12-15, 4-12 in the SEC, Coach John Brady (Year 2)

	G-GS	MIN	FG-FGA	PCT.	3FG-FGA	PCT.	FT-FTA	PCT.	PTS-AVG	REB
--	-------------	------------	---------------	-------------	----------------	-------------	---------------	-------------	----------------	------------

1997-98 -- Record 9-18, 2-14 in the SEC, Coach John Brady (Year 1)

	G-GS	MIN	FG-FGA	PCT.	3FG-FGA	PCT.	FT-FTA	PCT.	PTS-AVG	REB	PF	A	TO	STL	BLK
CARTER, Maurice	27-25	863	131-313	0.419	44-131	0.336	82-111	0.739	388-14.4	101	47	44	72	21	5
ANDERSON, Willie	27-25	903	103-254	0.406	33-104	0.317	84-118	0.712	323-12.0	87	63	64	94	31	2
WASHINGTON, Rogers	23-21	637	77-191	0.403	19-61	0.311	38-59	0.644	211-9.2	95	71	25	55	16	7
COLLINS, DeJuan	23-20	718	55-169	0.325	23-64	0.359	69-97	0.711	202-8.8	86	50	79	93	34	4
CARTER, Cedric	27-19	602	86-153	0.562	1-2	0.500	45-82	0.549	218-8.1	164	74	14	55	8	16
CASTON, Rhodaria	27-8	477	40-85	0.471	0-1	0.000	31-59	0.525	111-4.1	115	32	14	24	8	0
EARL, Louis	26-7	342	38-74	0.514	0-0	0.000	13-28	0.464	89-3.4	78	48	11	34	20	7
POTTS, Chico	26-1	268	25-76	0.329	16-49	0.327	10-15	0.667	76-2.9	58	22	17	16	8	1
WOMACK, Leroy	5-0	28	4-10	0.400	3-6	0.500	0-0	0.000	11-2.2	8	5	0	4	0	1
TUCKER, Reggie	26-9	513	18-29	0.621	0-3	0.000	10-23	0.435	46-1.8	68	50	43	36	17	4
WARNER, Jack	5-0	45	2-9	0.222	1-4	0.250	0-0	0.000	5-1.0	2	6	3	4	3	0
COMEALUX, Jeremy	2-0	4	0-1	0.000	0-0	0.000	0-0	0.000	0-0.0	1	1	0	0	0	0
LSU	27	5400	579-1364	0.425	140-425	0.329	382-592	0.645	1680-62.2	972	469	314	487	166	47
Opponents	27	5400	655-1546	0.424	151-452	0.334	304-464	0.655	1765-65.4	886	534	315	379	246	119

1996-97 -- Record 10-20, 3-13 in the SEC, Coach Dale Brown (Year 25)

	G-GS	MIN	FG-FGA	PCT.	3FG-FGA	PCT.	FT-FTA	PCT.	PTS-AVG	REB	PF	A	TO	STL	BLK
SPENCER, Duane	30-30	992	158-324	0.488	20-41	0.488	116-155	0.748	452-15.1	230	104	40	88	27	16
CARTER, Maurice	28-23	689	103-262	0.393	15-64	0.234	52-69	0.754	273-9.8	65	43	44	55	23	8
EARL, Lester	11-6	292	38-90	0.422	1-3	0.333	25-39	0.641	102-9.3	63	21	13	26	15	6
WASHINGTON, Rogers	30-19	787	102-211	0.483	10-20	0.500	38-58	0.655	252-8.4	128	51	41	73	21	8
SHEPPARD, Nick	27-22	52	72-155	0.465	0-0	0.000	48-75	0.640	192-7.1	155	86	34	62	19	20
NABORS, Gene	30-23	695	50-161	0.311	12-73	0.164	37-52	0.712	149-5.0	80	54	72	63	39	0
EARL, Louis	27-10	440	54-116	0.466	0-3	0.000	20-36	0.556	128-4.7	65	45	24	35	11	2
HALL, Bob	23-3	356	40-87	0.460	0-0	0.000	28-44	0.636	108-4.7	108	57	25	25	16	23
SIMMONS, Terrance	29-5	442	39-121	0.322	21-75	0.280	23-35	0.657	122-4.2	56	24	54	49	14	2
WOMACK, Leroy	25-3	293	32-124	0.258	10-43	0.233	17-25	0.680	91-3.6	70	42	17	25	7	9
BOSLEY II, David	29-5	405	29-78	0.372	15-41	0.366	22-25	0.880	95-3.3	38	42	47	41	25	2
WALTON, Adam	10-0	41	10-20	0.500	0-0	0.000	3-5	0.600	23-2.3	8	9	2	3	10	0
WARNER, Jack	16-1	66	3-16	0.188	3-12	0.250	4-6	0.667	13-0.8	3	7	2	3	3	0
LSU	30	5550	730-1765	0.414	107-375	0.285	433-624	0.694	2000-66.7	1172	585	415	548	221	96
Opponents	30	5550	1721-1745	0.413	221-605	0.365	451-675	0.667	2114-70.5	1066	562	442	469	301	88

1995-96 -- Record 12-17, 4-12 in the SEC, Coach Dale Brown (Year 24)

	G-GS	MIN	FG-FGA	PCT.	3FG-FGA	PCT.	FT-FTA	PCT.	PTS-AVG	REB	PF	A	TO	STL	BLK
HENDERSON, Ronnie	23-21	717	183-397	0.461	49-146	0.336	87-127	0.685	502-21.8	107	68	32	60	40	14
FORD, Deuce	17-15	485	71-182	0.390	17-57	0.298	36-49	0.735	195-11.5	91	40	39	25	27	8
RUBCHENKO, Roman	29-29	740	107-237	0.451	28-79	0.354	84-114	0.737	326-11.2	201	110	33	55	27	18
SPENCER, Duane	26-19	623	72-185	0.389	9-31	0.290	52-70	0.743	205-7.9	147	62	37	69	22	15
MUTAVDZIC, Misha	29-10	477	81-153	0.529	0-0	0.000	50-67	0.746	212-7.3	128	78	11	36	18	13
CARTER, Maurice	26-6	414	62-158	0.392	27-77	0.351	21-37	0.568	172-6.6	60	29	21	27	17	6
LIVINGSTON, Randy	13-12	318	24-83	0.289	1-20	0.050	30-38	0.789	79-6.1	30	23	69	37	27	2
WASHINGTON, Rogers	26-8	533	56-121	0.463	13-38	0.342	29-52	0.558	154-5.9	98	45	23	32	14	11
NOLLEY, Landers	28-6	385	60-136	0.441	22-66	0.333	18-34	0.529	160-5.7	60	44	29	34	17	2
NABORS, Gene	29-14	625	55-159	0.346	23-77	0.299	17-28	0.607	150-5.2	69	38	95	48	43	1
BOSLEY II, David	23-2	183	19-45	0.422	5-20	0.250	16-25	0.640	59-2.6	28	18	33	20	5	0
SCOTT, Garrick	11-0	78	9-15	0.600	0-0	0.000	8-14	0.571	26-2.4	23	18	1	8	6	5
THOMAS, Quenton	5-0	45	2-11	0.182	0-2	0.000	0-0	0.000	4-0.8	6	7	12	12	4	1
SHEPPARD, Nick	22-3	147	6-18	0.333	0-0	0.000	4-16	0.250	16-0.7	41	32	1	15	3	6
WALTON, Adam	12-0	30	2-11	0.182	0-1	0.000	1-2	0.500	5-0.4	7	2	2	3	3	0
LSU	29	5800	809-1911	0.423	194-614	0.316	453-673	0.673	2265-78.1	1201	614	438	481	273	102
Opponents	29	5800	786-1823	0.431	221-646	0.342	507-758	0.669	2300-79.3	1146	593	482	473	238	88

1994-95 -- Record 12-15, 6-10 in the SEC, Coach Dale Brown (Year 23)

	G-GS	MIN	FG-FGA	PCT.	3FG-FGA	PCT.	FT-FTA	PCT.	PTS-AVG	REB	PF	A	TO	STL	BLK
HENDERSON, Ronnie	27-27	977	219-511	0.429	68-212	0.321	124-169	0.734	630-23.3	142	71	59	78	35	16
LIVINGSTON, Randy	16-16	550	81-185	0.438	20-65	0.308	42-62	0.677	224-14.0	65	41	151	86	40	3
CEASAR, Clarence	22-17	735	111-275	0.404	27-94	0.287	29-41	0.707	278-12.6	153	76	57	66	66	17
NOLLEY, Landers	27-15	906	106-248	0.427	37-88	0.420	40-53	0.755	289-10.7	126	77	57	76	25	5
RUBCHENKO, Roman	27-18	617	103-204	0.505	16-44	0.364	42-67	0.627	264-9.8	158	79	29	52	17	16
MUTAVDZIC, Misha	26-14	431	75-141	0.532	0-0	0.000	34-57	0.596	184-7.1	116	75	11	39	15	24
JOHNSON, Alonzo	26-2	247	30-51	0.588	0-0	0.000	27-37	0.730	87-3.3	65	48	1	15	3	14
BOSLEY II, David	22-1	234	16-49	0.327	10-25	0.400	19-28	0.679	61-2.8	27	22	44	33	12	0
THOMAS, Quenton	27-11	436	23-40	0.575	6-10	0.600	11-23	0.478	63-2.3	44	68	61	53	15	5
SCOTT, Garrick	27-14	369	23-57	0.404	0-0	0.000	16-35	0.457	62-2.3	83	75	9	21	13	19
PALFI, Djole	7-0	23	4-9	0.444	1-3	0.333	0-0	0.000	9-1.3	4	5	0	2	0	1
LSU	27	4645	791-1770	0.447	185-541	0.342	384-572	0.671	2151-79.7	1103	637	479	521	241	120
Opponents	27	4645	718-1666	0.431	226-629	0.359	529-784	0.675	2191-81.2	1022	541	449	486	269	86

1993-94 -- Record 11-16, 5-11 in the SEC, Coach Dale Brown (Year 22)

	G-GS	MIN	FG-FGA	PCT.	3FG-FGA	PCT.	FT-FTA	PCT.	PTS-AVG	REB	PF	A	TO	STL	BLK
BRANDON, Jamie	27-26	873	151-324	0.466	26-83	0.313	117-162	0.722	445-16.5	155	72	54	69	39	4
HENDERSON, Ronnie	27-8	678	144-381	0.378	72-228	0.316	69-97	0.711	429-15.9	96	67	31	55	29	12
CEASAR, Clarence	27-24	839	152-343	0.443	47-131	0.359	44-73	0.603	395-14.6	169	99	49	77	80	12
BURNS, Lenear	27-27	792	92-170	0.541	2-17	0.118	65-98	0.663	251-9.3	146	78	20	37	25	7
OWENS, Andre	24-17	679	80-201	0.398	19-52	0.365	36-52	0.692	215-9.0	39	50	96	43	26	4
GIPSON, Sean	27-18	594	59-138	0.428	1-4	0.250	36-58	0.621	155-5.7	137	54	45	45	27	8
TITUS, Brandon	27-11	474	46-120	0.383	5-17	0.294	15-33	0.455	112-4.1	55	54	52	51	27	1
ROUBTCHENKO, Roman	24-2	276	31-78	0.397	10-25	0.400	20-31	0.645	92-3.8	78	55	10	24	11	5
JACKSON, Glover	23-1	175	18-42	0.429	0-0	0.000	15-33	0.455	51-2.2	47	35	5	17	6	15
ANNISON, Doug	2-0	6	0-2	0.000	0-0	0.000	3-4	0.750	3-1.5	4	1	0	1	0	0
BOSLEY II, David	12-1	64	3-9	0.333	2-7	0.286	5-10	0.500	13-1.1	5	12	9	15	10	0
LSU	27	5450	776-1808	0.429	194-564	0.326	425-651	0.653	2161-80.0	1035	576	371	434	211	68
Opponents	27	5450	809-1655	0.489	164-484	0.339	413-671	0.616	2195-81.3	1082	543	491	515	172	119

1992-93 -- Record 22-11, 9-7 in the SEC, NCAA Tournament, Coach Dale Brown (Year 21)

	G-GS	MIN	FG-FGA	PCT.	3FG-FGA	PCT.	FT-FTA	PCT.	PTS-AVG	REB	PF	A	TO	STL	BLK
H															

92-93 cont.	G-GS	MIN	FG-FGA	PCT.	3FG-FGA	PCT.	FT-FTA	PCT.	PTS-AVG	REB	PF	A	TO	STL	BLK
ANNISON, Doug	33-3	358	47-116	0.405	6-28	0.214	38-56	0.679	138-4.2	57	53	18	31	14	0
BURNS, Lenear	29-7	337	43-81	0.531	2-5	0.400	27-51	0.529	115-4.0	72	22	12	27	10	16
TITUS, Brandon	22-0	108	16-38	0.421	3-7	0.429	5-7	0.714	40-1.8	17	12	8	10	4	0
GOEHRING, Kirk	16-0	66	4-23	0.174	1-4	0.250	1-2	0.500	10-0.6	6	16	4	6	4	1
ROUBTCHENKO, Roman	13-0	31	3-7	0.429	0-3	0.000	2-2	1.000	8-0.6	11	3	1	4	10	0
LSU	33	6625	944-2155	0.438	193-525	0.368	516-754	0.684	2597-78.7	1291	600	493	486	316	100
Opponents	33	6625	919-1982	0.464	192-595	0.323	403-647	0.623	2433-73.7	1208	652	530	592	158	237

1991-92 -- Record 21-10, 12-4 in the SEC, NCAA Tournament, Coach Dale Brown (Year 20)

	G-GS	MIN	FG-FGA	PCT.	3FG-FGA	PCT.	FT-FTA	PCT.	PTS-AVG	REB	PF	A	TO	STL	BLK
O'NEAL, Shaquille	30-30	959	294-478	0.615	0-0	0.000	134-254	0.528	722-24.1	421	86	46	103	29	157
SINGLETON, Vernel	31-30	998	162-279	0.581	1-2	0.500	119-165	0.721	444-14.3	205	74	57	86	32	11
CEASAR, Clarence	31-28	841	130-336	0.387	63-190	0.332	32-47	0.681	355-11.5	149	102	74	70	90	15
BRANDON, Jamie	29-20	746	109-240	0.454	19-52	0.365	66-90	0.733	303-10.4	72	45	103	75	41	3
WILLIAMSON, Maurice	31-15	634	94-209	0.450	23-71	0.324	42-72	0.583	253-8.2	54	73	60	50	40	2
ANDERSON, Justin	31-16	587	73-145	0.503	45-92	0.489	37-51	0.725	228-7.4	76	54	45	33	22	3
BOUDREAU, Harold	26-4	308	44-97	0.454	3-7	0.429	29-37	0.784	120-4.6	80	45	18	20	10	6
HANSEN, Mike	27-1	327	26-72	0.361	17-47	0.362	11-17	0.647	80-3.0	31	18	30	21	7	1
MARSHALL, Paul	26-0	222	19-62	0.306	10-34	0.294	15-21	0.714	63-2.4	22	17	9	13	11	0
HAMMINK, Geert	29-0	235	27-67	0.403	0-0	0.000	15-29	0.517	69-2.4	79	37	12	25	7	6
PUGH, T.J.	28-11	294	15-34	0.441	6-13	0.462	11-14	0.786	47-1.7	22	14	57	25	18	2
PICOU, John	16-0	44	5-10	0.500	0-2	0.000	13-16	0.813	23-1.4	4	7	5	6	2	0
MASCIA, David	12-0	30	2-10	0.200	0-0	0.000	2-7	0.286	6-0.5	3	2	3	6	2	0
LSU	31	6225	1000-2039	0.490	187-510	0.367	526-820	0.642	2713-87.5	1308	574	519	533	311	206
Opponents	31	6225	869-2064	0.421	181-557	0.325	435-643	0.677	2354-75.9	1170	622	450	535	242	78

1990-91 -- Record 21-10, 12-4 in the SEC, SEC Champions, NCAA Tournament, Coach Dale Brown (Year 19)

	G-GS	MIN	FG-FGA	PCT.	3FG-FGA	PCT.	FT-FTA	PCT.	PTS-AVG	REB	PF	A	TO	STL	BLK
O'NEAL, Shaquille	28-28	881	312-497	0.628	0-0	0.000	150-235	0.638	774-27.6	411	79	45	99	41	140
SINGLETON, Vernel	30-30	902	159-307	0.518	0-6	0.000	137-188	0.729	455-15.2	177	87	49	85	41	11
HANSEN, Mike	27-24	829	125-292	0.428	58-154	0.377	36-42	0.857	344-12.7	58	42	66	49	23	2
GRIGGS, Shawn	29-28	688	97-187	0.519	11-29	0.379	50-91	0.549	255-8.8	109	87	83	60	81	22
BOUDREAU, Harold	30-7	535	99-229	0.432	21-69	0.304	34-57	0.596	253-8.4	119	72	31	45	27	7
PUGH, T.J.	30-29	945	61-131	0.466	15-44	0.341	61-84	0.726	198-6.6	110	70	196	87	59	5
SIMS, Wayne	23-1	338	59-151	0.391	4-23	0.174	23-35	0.657	145-6.3	77	30	22	16	13	5
HAMMINK, Geert	27-2	228	44-104	0.423	0-1	0.000	36-44	0.818	124-4.6	78	31	11	23	7	2
BURNS, Lenear	30-1	318	34-93	0.366	8-26	0.308	16-23	0.696	92-3.1	51	26	18	21	11	4
PICOU, John	28-0	181	11-30	0.367	3-14	0.214	14-22	0.636	39-1.4	10	36	30	33	4	0
KRAJEWSKI, Richard	16-0	65	7-12	0.583	0-0	0.000	8-9	0.889	22-1.4	18	3	3	2	4	0
MOSCOVITZ, Danny	16-0	90	2-7	0.286	0-2	0.000	8-10	0.800	12-0.8	8	9	12	18	5	0
LSU	30	6000	1010-2040	0.495	120-368	0.326	573-840	0.682	2713-90.4	1316	572	566	538	316	198
Opponents	30	6000	903-2129	0.424	190-537	0.354	427-621	0.688	2423-80.8	1161	634	479	537	260	76

1989-90 -- Record 23-9, 12-6 in the SEC, NCAA Tournament, Coach Dale Brown (Year 18)

	G-GS	MIN	FG-FGA	PCT.	3FG-FGA	PCT.	FT-FTA	PCT.	REB-AVG	REB	PF	A	TO	STL	BLK
JACKSON, Chris	32-32	1,202	305-662	0.461	88-246	0.358	191-210	0.910	889-27.8	81	66	102	117	52	1
ROBERTS, Stanley	32-20	859	200-347	0.576	0-1	0.000	51-111	0.459	451-14.1	315	122	40	56	20	60
O'NEAL, Shaquille	32-28	901	180-314	0.573	0-0	0.000	85-153	0.556	445-13.9	385	122	61	93	38	115
WILLIAMSON, Maurice	31-17	841	134-273	0.491	37-97	0.381	72-111	0.649	377-12.2	72	95	118	81	55	5
SINGLETON, Vernel	32-15	685	98-166	0.590	0-1	0.000	73-125	0.584	269-8.4	152	94	27	28	26	19
SIMS, Wayne	32-28	870	108-219	0.493	2-11	0.182	31-41	0.756	249-7.8	154	51	58	54	22	11
DEVALL, Randy	32-16	733	55-128	0.430	21-58	0.362	19-29	0.655	150-4.7	117	76	106	60	28	4
BOUDREAU, Harold	32-4	265	32-70	0.457	5-12	0.417	8-12	0.667	77-2.4	66	26	8	18	10	8
TRACEY, Dennis	6-0	24	0-2	0.000	0-0	0.000	4-7	0.571	4-0.7	3	1	4	1	1	0
KRAJEWSKI, Richard	26-0	95	4-13	0.308	0-0	0.000	2-5	0.400	10-0.4	14	8	2	6	3	2
LSU	32	6475	1116-2194	0.509	153-426	0.359	536-804	0.667	2921-91.3	1457	661	526	514	255	225
Opponents	32	6475	901-2222	0.405	257-734	0.350	561-800	0.701	2620-81.9	1223	676	461	471	274	83

1988-89 -- Record 20-12, 11-7 in the SEC, NCAA Tournament, Coach Dale Brown (Year 17)

	G-GS	MIN	FG-FGA	PCT.	3FG-FGA	PCT.	FT-FTA	PCT.	PTS-AVG	REB	PF	A	TO	STL	BLK
JACKSON, Chris	32-32	1,180	359-739	0.486	84-216	0.389	163-200	0.815	965-30.2	108	70	130	113	55	6
BLANTON, Ricky	32-32	1,231	250-483	0.518	40-99	0.404	108-136	0.794	648-20.3	261	79	147	87	47	12
SIMS, Wayne	32-32	1,125	183-373	0.491	1-1	1.000	57-76	0.750	424-13.3	244	98	39	36	19	41
SINGLETON, Vernel	32-27	918	121-212	0.571	0-0	0.000	103-132	0.780	345-10.8	250	113	27	59	37	26
MOUTON, Lyle	32-27	762	101-248	0.407	24-67	0.358	37-48	0.771	263-8.2	103	96	88	49	52	7
GRANT, Russell	18-4	150	20-47	0.426	18-37	0.486	12-16	0.750	70-3.9	13	19	15	7	5	1
SCOTT, Lester	18-0	84	21-39	0.538	3-7	0.429	8-9	0.889	53-2.9	8	10	4	9	1	1
TRACEY, Dennis	32-1	476	24-62	0.387	7-24	0.292	37-50	0.740	92-2.9	46	70	48	41	35	2
HAMMINK, Geert	25-0	203	19-41	0.463	0-0	0.000	11-27	0.407	49-2.0	54	44	4	16	4	3
McKENZIE, Kyle	22-0	127	7-30	0.233	2-10	0.200	13-15	0.867	29-1.3	16	22	14	11	4	0
USSERY, Stephen	7-0	14	3-8	0.375	0-0	0.000	0-1	0.000	6-0.9	2	6	2	2	2	1
KRAJEWSKI, Richard	26-5	160	6-19	0.316	0-0	0.000	8-12	0.667	20-0.8	36	25	5	5	6	3
CORMIER, Jason	6-0	20	1-2	0.500	0-0	0.000	0-1	0.000	2-0.3	3	2	2	1	0	0
LSU	32	6450	1115-2303	0.484	179-461	0.388	557-723	0.770	2966-92.7	1236	654	525	436	267	103
Opponents	32	6450	1096-2263	0.484	163-452										

1986-87 -- Record 24-15, 8-10 in the SEC, NCAA Elite 8, Coach Dale Brown (Year 15)

	G-GS	MIN	FG-FGA	PCT.	3FG-FGA	PCT.	FT-FTA	PCT.	PTS-AVG	REB	PF	A	TO	STL	BLK
WILSON, Anthony	38-38	1,338	233-517	0.451	95-224	0.424	71-87	0.816	632-16.6	133	85	86	113	59	6
WILSON, Nikita	35-33	1,219	220-429	0.513	0-0	0.000	105-156	0.673	545-15.6	244	94	24	76	20	30
JOE, Darryl	37-30	931	106-262	0.405	33-101	0.327	73-98	0.745	318-8.6	107	117	92	74	93	3
VARGAS, Jose	38-14	764	120-231	0.519	0-0	0.000	63-118	0.534	303-8.0	184	104	11	71	23	44
BROWN, Oliver	38-26	1,069	109-215	0.507	0-0	0.000	67-118	0.568	285-7.5	277	98	80	69	66	20
WOODSIDE, Bernard	38-34	1,104	105-212	0.495	16-43	0.372	43-87	0.494	269-7.1	155	111	115	77	36	9
IRVIN, Fess	37-12	741	67-187	0.358	25-54	0.463	47-60	0.783	206-5.6	48	42	69	57	25	0
BROWN, Dennis	11-2	115	24-42	0.571	0-1	0.000	12-21	0.571	60-5.5	16	21	15	18	15	0
McDONALD, Ben	32-5	335	33-84	0.393	3-4	0.750	19-21	0.905	88-2.8	64	38	8	20	9	5
GRIFFITH, Parker	13-0	89	12-30	0.400	3-9	0.333	3-6	0.500	30-2.3	4	13	4	5	1	0
SIMOES, Paulo	9-0	56	8-19	0.421	1-3	0.333	2-3	0.667	19-2.1	12	3	3	3	1	1
BUKUMIROVICH, Neboisha	19-1	139	10-33	0.303	5-12	0.417	5-8	0.625	30-1.6	13	21	20	16	4	0
LSU	39	7900	1047-2261	0.463	181-451	0.401	510-782	0.652	2785-71.3	1401	747	527	602	352	118
Opponents	39	7900	973-2240	0.435	150-385	0.390	569-776	0.733	2658-67.9	1417	780	418	638	256	112

1985-86 -- Record 26-12, 9-9 in the SEC, NCAA Final Four, Coach Dale Brown (Year 14)

	GM	MIN	FG-FGA	PCT.	FT-FTA	PCT.	PTS-AVG	REB	PF	A	TO	STL	BLK
WILLIAMS, John	37-36	1,277	269-540	0.498	120-155	0.774	658-17.8	313	107	121	95	45	22
TAYLOR, Derrick	38-38	1,342	221-439	0.503	81-92	0.880	523-13.8	65	87	149	79	84	0
WILSON, Nikita	18-17	520	90-165	0.545	56-71	0.789	236-13.1	108	47	17	35	18	12
REDDEN, Don	38-38	1,073	197-385	0.512	99-117	0.846	493-13.0	181	78	102	101	48	1
WILSON, Anthony	38-14	990	161-332	0.485	44-50	0.880	366-9.6	109	72	49	41	39	3
BLANTON, Ricky	38-21	869	94-159	0.591	52-80	0.650	240-6.3	188	69	37	49	23	5
JOVANOVIICH, Zoran	11-0	130	16-34	0.471	14-21	0.667	46-4.2	31	23	0	15	1	6
VARGAS, Jose	37-18	478	47-101	0.465	17-33	0.515	111-3.0	94	67	5	39	9	21
BROWN, Oliver	37-8	548	38-79	0.481	16-34	0.471	92-2.5	78	45	45	43	22	3
WOODSIDE, Bernard	31-0	183	18-41	0.439	11-22	0.500	47-1.5	23	28	15	22	5	2
BUKUMIROVICH, Neboisha	28-0	169	13-34	0.382	12-17	0.706	38-1.4	8	27	32	20	9	0
CARRIER, Chris	2-0	5	1-1	1.000	0-1	0.000	2-1.0	0	2	0	0	0	0
CONLEY, Ocie	14-0	36	4-13	0.308	6-10	0.600	14-1.0	6	5	2	4	3	0
WILSON, Edwin	13-0	30	1-4	0.250	9-13	0.692	11-0.8	0	0	6	6	0	0
LSU	38	7650	1170-2327	0.503	537-716	0.750	2877-75.7	1298	657	577	549	306	75
Opponents	38	7650	1113-2257	0.493	453-645	0.702	2679-70.5	1220	710	560	609	241	118

1984-85 -- Record 19-10, 13-5 in the SEC, SEC Champions, NCAA Tournament, Coach Dale Brown (Year 13)

	G-GS	MIN	FG-FGA	PCT.	FT-FTA	PCT.	PTS-AVG	REB	PF	A	TO	STL	BLK
WILSON, Nikita	29-29	933	183-313	0.585	70-90	0.778	436-15.0	201	83	12	65	20	25
WILLIAMS, John	29-28	935	163-305	0.534	62-81	0.765	388-13.4	190	90	86	74	40	10
REYNOLDS, Jerry	29-24	803	128-255	0.502	64-107	0.598	320-11.0	176	71	105	81	48	11
REDDEN, Don	29-23	699	110-251	0.438	62-71	0.873	282-9.7	74	59	83	59	27	2
TAYLOR, Derrick	29-18	738	108-234	0.462	48-59	0.814	264-9.1	49	69	66	43	27	1
BLANTON, Ricky	29-1	333	41-67	0.612	20-33	0.606	102-3.5	52	28	23	14	8	0
VANCE, Damon	6-2	42	10-17	0.588	0-1	0.000	20-3.2	7	1	3	3	0	0
VARGAS, Jose	25-11	256	34-72	0.472	13-23	0.565	81-3.2	35	2	18	5	4	2
BROWN, Dennis	25-6	332	30-69	0.435	6-13	0.462	66-2.6	28	40	40	18	2	4
BROWN, Oliver	28-0	361	30-62	0.484	13-24	0.542	73-2.6	35	27	16	20	6	6
JOVANOVIICH, Zoran	20-3	164	16-36	0.444	8-9	0.889	40-2.0	29	5	11	3	4	0
CONLEY, Ocie	11-0	41	5-18	0.278	7-11	0.636	17-1.5	8	3	2	3	0	0
WILSON, Anthony	19-0	120	11-33	0.333	6-7	0.857	28-1.5	13	5	7	4	0	0
BUKUMIROVICH, Neboisha	15-0	53	6-13	0.462	0-2	0.000	12-0.8	10	11	9	0	0	0
LSU	29	5810	875-1745	0.501	379-531	0.714	2129-73.4	1020	571	468	444	224	65
Opponents	29	5810	773-1636	0.472	467-634	0.737	2013-69.4	918	545	361	447	189	62

1983-84 -- Record 18-11, 13-5 in the SEC, NCAA Tournament, Coach Dale Brown (Year 12)

	G-GS	MIN	FG-FGA	PCT.	FT-FTA	PCT.	PTS-AVG	REB	PF	A	TO	STL	BLK
REYNOLDS, Jerry	29-28	899	162-307	0.528	86-158	0.544	410-14.1	239	97	45	91	81	18
TAYLOR, Derrick	29-22	845	142-316	0.449	104-128	0.813	388-13.4	50	90	99	65	45	1
MITCHELL, Leonard	24-19	699	114-230	0.496	58-101	0.574	286-11.9	176	70	35	47	25	20
REDDEN, Don	28-11	614	97-218	0.445	93-112	0.830	287-10.3	114	60	26	45	17	0
TUDOR, John	29-29	919	103-221	0.466	33-53	0.623	239-8.2	103	76	104	55	35	1
WILSON, Nikita	28-14	520	70-130	0.538	27-48	0.563	167-6.0	146	79	8	33	9	10
JOHNSON, Steffond	18-6	198	27-57	0.474	19-25	0.760	73-4.1	55	36	8	27	11	0
JONES, Johnny	26-11	363	29-74	0.392	19-30	0.633	77-3.0	21	48	36	40	21	0
WILSON, Anthony	24-1	164	29-62	0.468	5-5	1.000	63-2.6	16	8	14	4	1	0
BROWN, Dennis	25-0	207	17-49	0.347	19-31	0.613	53-2.1	16	35	25	19	12	1
BROWN, Oliver	20-1	149	14-40	0.350	14-27	0.519	42-2.1	27	14	5	8	2	2
VANCE, Damon	21-2	163	14-40	0.350	12-25	0.480	40-1.9	34	29	5	9	4	8
COJOE, Theron	20-1	98	7-18	0.389	13-18	0.722	27-1.4	26	18	1	6	3	0
JOHNSON, Joe	12-0	28	1-5	0.200	6-12	0.500	8-0.7	6	7	1	3	3	0
LSU	29	5865	826-1767	0.467	508-744	0.656	2160-74.5	1084	575	406	465	275	62
Opponents	29	5865	770-1636	0.471	533-747	0.714	2073-71.5	1079	655	366	515	167	82

1982-83 -- Record 19-13, 10-8 in the SEC, NCAA Tournament, Coach Dale Brown (Year 11)

	G-GS	MIN	FG-FGA	PCT.	FT-FTA	PCT.	PTS-AVG	REB	PF	A	TO	STL	BLK
CARTER, Howard	32-32	1,104	234-472	0.496	96-114	0.842	564-17.6	151	85	56	31	4	1
MITCHELL, Leonard	31-31	1,105	186-346	0.538	83-135	0.615	455-14.7	282	101	20	47	31	4
REYNOLDS, Jerry	32-30	888	126-236	0.534	88-142	0.620	340-10.6	198	90	61	65	24	0
BLACK, Tyrone	30-3	500	96-191	0.503	27-36	0.750	219-7.3	110	56	6	7	7	0
REDDEN, Don	8-1	122	19-45	0.422	19-25	0.760	57-7.1	27	18	4	5	1	0
TUDOR, John	32-20	848	88-179	0.492	39-57	0.684	215-6.7	99	70	89	40	2	0
JONES, Johnny	31-23	903	61-156	0.391	80-111	0.721	202-6.5	54	86	124	55	1	0
JOHNSON, Steffond	26-14	349	57-120	0.475	31-65	0.477	145-5.6	93	56	7	6	4	0
PERKINS, Greg	27-2	375	31-88	0.352	16-27	0.593	78-2.9	45	48	23	13	4	0
STANFEL, Rich	17-2	123	12-28	0.429	9-20	0.450	33-1.9	29	29	1	1	2	0
GREEN, Donald	19-2	85	4-9	0.444	10-13	0.769	18-0.9	6	9	12	2	0	0
COJO													

81-82 cont.	G-GS	MIN	FG-FGA	PCT.	FT-FTA	PCT.	PTS-AVG	REB	PF	A	STL	BLK
JOHNSON, Steffond	26-6	390	50-101	0.495	41-60	0.683	141-5.4	103	68	16	7	3
JONES, Johnny	28-19	664	62-142	0.437	16-31	0.516	140-5.0	31	67	48	33	2
BLACK, Tyrone	23-6	223	47-93	0.505	11-16	0.688	105-4.6	47	25	2	1	2
ALLEN, Drexal	26-0	252	31-73	0.425	31-42	0.738	93-3.6	17	24	10	14	1
TUDOR, John	28-19	728	32-66	0.485	12-33	0.364	76-2.7	80	60	55	23	1
BORNER, Ray	25-10	240	21-62	0.339	9-23	0.391	51-2.0	47	53	8	5	4
ENGLAND, Matt	2-0	14	0-0	0.000	4-6	0.667	4-2.0	0	2	0	0	0
KISTLER, Brian	13-0	46	3-9	0.333	9-11	0.818	15-1.2	11	9	1	1	0
COSTELLO, Joe	16-1	110	6-17	0.353	5-7	0.714	17-1.1	13	2	9	1	1
LSU	28	5625	762-1589	0.480	377-570	0.661	1901-67.9	825	570	392	298	79
Opponents	28	5625	759-1485	0.511	378-557	0.679	1896-67.7	994	576	389	125	81

1980-81 -- Record 31-5, 17-1 in the SEC, SEC Champions, NCAA Final Four, Coach Dale Brown (Year 9)

	G-GS	MIN	FG-FGA	PCT.	FT-FTA	PCT.	PTS-AVG	REB	PF	A	STL	BLK
CARTER, Howard	36-36	1209	233-450	0.518	110-137	0.803	576-16.0	148	101	75	40	6
MACKLIN, Durand (Rudy)	36-36	1,147	223-357	0.625	127-180	0.706	573-15.9	351	113	28	30	13
MARTIN, Ethan	34-34	1,058	131-303	0.432	129-172	0.750	391-11.5	98	98	190	83	0
MITCHELL, Leonard	36-36	1,105	170-333	0.511	50-88	0.568	390-10.8	258	110	28	35	20
COOK, Greg	33-28	943	119-211	0.564	66-93	0.710	304-9.2	175	113	53	32	3
SIMS, Willie	35-2	646	107-207	0.517	84-121	0.694	298-8.5	81	65	55	30	3
BLACK, Tyrone	21-6	153	31-60	0.517	7-12	0.583	69-3.3	35	17	1	1	6
JONES, Johnny	36-1	477	46-130	0.354	25-49	0.510	117-3.3	34	58	61	27	0
TUDOR, John	33-0	235	19-43	0.442	27-47	0.574	65-2.0	27	28	13	13	1
ENGLAND, Matt	11-0	33	3-14	0.214	10-16	0.625	16-1.5	10	5	0	2	2
CAMPBELL, Andy	12-0	27	6-11	0.545	4-9	0.444	16-1.3	7	6	0	1	6
BERGERON, J. Brian	19-1	107	5-16	0.313	13-18	0.722	23-1.2	10	13	16	2	3
COSTELLO, Joe	14-0	28	3-4	0.750	1-2	0.500	7-0.5	4	0	0	0	0
KISTLER, Brian	8-0	15	2-3	0.667	0-0	0.000	4-0.5	2	2	1	0	0
LSU	36	7200	1098-2144	0.512	653-944	0.692	2851-79.2	1323	727	527	296	63
Opponents	36	7200	971-2060	0.471	507-705	0.719	2449-68.0	1180	848	467	---	---

1979-80 -- Record 26-6, 14-4 in the SEC, SEC Tournament Champions, NCAA Elite 8, Coach Dale Brown (Year 8)

	G-GS	MIN	FG-FGA	PCT.	FT-FTA	PCT.	PTS-AVG	REB	PF	A	STL	BLK
MACKLIN, Durand (Rudy)	32-30	1,038	232-383	0.606	99-140	0.707	563-17.6	309	94	7	21	19
SCALES, DeWayne	32-29	929	230-428	0.537	61-86	0.709	521-16.3	253	99	14	15	8
MARTIN, Ethan	32-32	1,075	136-283	0.481	108-154	0.701	380-11.9	60	85	174	73	3
CARTER, Howard	32-22	907	140-287	0.488	55-72	0.764	335-10.5	113	72	50	24	6
SIMS, Willie	30-6	550	105-190	0.553	67-85	0.788	277-9.2	63	70	46	24	5
HULTBERG, Jordy	31-7	511	77-159	0.484	26-36	0.722	180-5.8	32	48	57	26	2
COOK, Greg	31-28	901	54-135	0.400	27-41	0.659	135-4.4	180	111	83	35	6
BLACK, Tyrone	13-0	60	9-22	0.409	11-14	0.786	29-2.2	15	13	0	0	4
MATTICK, Rick	20-6	110	14-44	0.318	12-19	0.632	40-2.0	59	38	2	4	2
RUDOLPH, Gus	26-0	136	15-41	0.366	9-17	0.529	39-1.5	44	18	2	3	2
BERGERON, J. Brian	15-0	76	5-13	0.385	5-10	0.500	15-1.0	10	9	7	4	3
ALCORN, Mark	10-0	39	0-6	0.000	7-10	0.700	7-0.7	4	4	2	1	0
DeARMOND, Duane	9-0	13	0-1	0.000	3-5	0.600	3-0.3	2	2	1	0	3
COSTELLO, Joe	8-0	26	1-3	0.333	0-1	0.000	2-0.3	6	1	1	2	0
CAMPBELL, Andy	12-0	29	1-7	0.143	0-0	0.000	2-0.2	3	5	0	0	3
LSU	32	6400	1019-2002	0.509	489-689	0.710	2528-79.0	1210	669	527	232	66
Opponents	32	6400	912-1891	0.482	464-678	0.684	2288-71.5	1053	669	421	---	---

1978-79 -- Record 23-6, 14-4 in the SEC, SEC Champions, NCAA Tournament, Coach Dale Brown (Year 7)

	G-GS	MIN	FG-FGA	PCT.	FT-FTA	PCT.	PTS-AVG	REB	PF	A	STL	BLK
MACKLIN, Durand (Rudy)	2-2	52	19-32	0.594	8-11	0.727	46-23.0	24	8	1	1	1
SCALES, DeWayne	26-26	801	227-401	0.566	50-83	0.602	504-19.4	236	93	9	7	12
GREEN, Al	29-27	890	188-392	0.480	135-180	0.750	511-17.6	100	91	66	24	6
GREEN, Lionel	29-29	955	114-197	0.579	53-80	0.663	281-9.7	321	100	14	5	61
MARTIN, Ethan	29-28	838	97-218	0.445	87-127	0.685	281-9.7	72	85	156	64	2
HULTBERG, Jordy	29-4	580	119-270	0.441	41-55	0.745	279-9.6	53	62	43	12	3
COOK, Greg	28-28	784	74-159	0.465	29-47	0.617	177-6.3	176	91	59	14	5
SIMS, Willie	29-3	378	51-132	0.386	41-57	0.719	143-4.9	43	57	56	13	3
MATTICK, Rick	22-1	161	26-40	0.650	9-22	0.409	61-2.8	57	42	2	3	7
BROWN, Ernest	24-2	172	25-45	0.556	9-24	0.375	59-2.5	22	33	7	5	1
RUDOLPH, Gus	22-0	129	14-35	0.400	11-16	0.688	39-1.8	35	19	2	1	3
BERGERON, J. Brian	13-0	44	7-16	0.438	0-3	0.000	14-1.1	3	9	9	0	0
CAMPBELL, Andy	10-0	23	2-4	0.500	0-1	0.000	4-0.4	5	6	0	0	3
DeARMOND, Duane	7-0	11	1-1	1.000	0-0	0.000	2-0.3	1	1	0	0	0
LSU	29	5825	964-1852	0.521	473-705	0.671	2401-82.8	1226	697	424	149	107
Opponents	29	5825	820-1812	0.453	528-764	0.691	2168-74.8	1053	669	421	---	---

1977-78 -- Record 18-9, 12-6 in the SEC, Coach Dale Brown (Year 6)

	G-GS	MIN	FG-FGA	PCT.	FT-FTA	PCT.	PTS-AVG	REB	PF	A	STL	BLK
MACKLIN, Durand (Rudy)	27-27	859	217-349	0.622	79-123	0.642	513-19.0	286	98	4	4	1
HIGGS, Kenny	27-22	743	129-278	0.464	112-152	0.737	370-13.7	60	90	108		
SCALES, DeWayne	26-24	699	153-333	0.459	27-52	0.519	333-12.8	244	79	11		
HULTBERG, Jordy	27-21	676	115-259	0.444	32-43	0.744	262-9.7	51	69	48		
MARTIN, Ethan	26-11	625	79-198	0.399	66-84	0.786	224-8.6	68	58	118		
SIMS, Willie	27-0	417	70-174	0.402	54-79	0.684	194-7.2	59	73	29		
GREEN, Lionel	27-27	727	56-120	0.467	28-51	0.549	140-5.2	191	83	7		
CAMPBELL, Walter	25-2	304	25-46	0.543	22-45	0.489	72-2.9	60	45	5		
BAILEY, Floyd	20-0	129	21-33	0.636	14-28	0.500	56-2.8	56	22	0		
BROWN, Ernest	22-1	144	18-36	0.500	15-23	0.652	51-2.3	25	18	5		
BREDA, Lenny	4-0	11	1-5	0.200	6-6	1.000	8-2.0	2	1	0		
MATTICK, Rick	25-0	178	14-33	0.424	14-19	0.737	42-1.7	56	34	0		
DeARMOND, Duane	9-0	16	1-3	0.333	4-4	1.000	6-0.7	4	5	0		
LSU	27	5475	899-1867	0.480	473-709	0.667	2271-84.1	1247	675	335		
Opponents	27	5475	771-1741	0.443	496-703	0.710	2038-75.5	1012	645			274

1976-77 -- Record 15-12, 8-10 in the SEC, Coach Dale Brown (Year 5)

	GM	MIN	FG-FGA	PCT.	FT-FTA	PCT.	PTS-AVG.	REB	PF	A	STL	BLK
HIGGS, Kenny	27-27	975	158-379	0.417	163-209	0.780	479-17.7	82	92	239		
MACKLIN, Durand (Rudy)	26-26	869	161-310	0.519	63-102	0.618	385-14.8	306	81	26		
HULTBERG, Jordy	27-17	810	147-330	0.445	52-60	0.867	346-12.8</					

76-77 cont.	GM	MIN	FG-FGA	PCT.	FT-FTA	PCT.	PTS-AVG.	REB	PF	A
GREEN, Lionel	27-4	443	42-96	0.438	25-44	0.568	109-4.0	146	64	15
BAILEY, Floyd	19-0	166	27-53	0.509	14-21	0.667	68-3.6	62	30	1
SMYTH, Mark	16-2	144	20-41	0.488	0-3	0.000	40-2.5	39	28	6
BREATHWIT, John	18-2	110	17-40	0.425	10-17	0.588	44-2.4	11	14	12
BREDA, Lenny	8-0	60	3-10	0.300	3-4	0.750	9-1.1	5	3	1
DeARMOND, Duane	4-0	16	0-3	0.000	3-4	0.750	3-0.8	5	0	0
LeFEVRE, Frank	12-0	7	3-13	0.231	0-1	0.000	6-0.5	14	8	0
LSU	27	5425	853-1879	0.451	456-655	0.696	2162-80.1	1228	638	520
Opponents	27	5425	839-1865	0.449	461-652	0.707	2139-79.2	1127	600	468

1975-76-- Record 12-14, 5-13 in the SEC, Coach Dale Brown (Year 4)

	GM	MIN	FG-FGA	PCT.	FT-FTA	PCT.	PTS-AVG.	REB	PF	A
HIGGS, Kenny	26-26	927	216-487	0.444	145-191	0.759	577-22.2	92	98	173
MILLER, Bob	17-7	357	92-182	0.505	22-28	0.786	206-12.1	51	27	44
BAILEY, Floyd	26-19	622	127-224	0.567	44-73	0.603	298-11.5	210	62	10
LeBLANC, Ed	26-26	817	115-233	0.494	49-68	0.721	279-10.7	271	71	27
COPPENS, Randy	20-10	351	80-150	0.533	8-12	0.667	168-8.4	20	22	34
NEWMAN, Donald	24-12	397	49-126	0.389	33-56	0.589	131-5.5	56	61	107
GREEN, Lionel	24-12	493	59-136	0.434	12-35	0.343	130-5.4	151	79	20
HIGH, Willie	22-12	315	40-77	0.519	12-18	0.667	92-4.2	47	35	20
BROWN, Michael	23-1	289	35-87	0.402	26-36	0.722	96-4.2	115	56	6
BREATHWIT, John	20-0	117	26-62	0.419	14-19	0.737	66-3.3	11	21	10
HUFFMAN, Gary	24-5	256	20-37	0.541	13-27	0.481	53-2.2	46	29	20
SAYLOR, Doug	23-0	199	13-43	0.302	12-20	0.600	38-1.7	12	27	63
BOYD, Brent	10-0	32	5-10	0.500	2-4	0.500	12-1.2	1	5	4
KATES, Paul	2-0	3	0-0	0.000	0-0	0.000	0-0.0	0	0	0
LSU	26	5200	877-1854	0.473	392-587	0.668	2146-82.5	1126	593	538
Opponents	26	5200	843-1857	0.454	428-632	0.677	2114-81.3	1146	576	410

1974-75 -- Record 10-16, 6-12 in the SEC, Coach Dale Brown (Year 3)

	GM	MIN	FG-FGA	PCT.	FT-FTA	PCT.	PTS-AVG.	REB	PF	A
HANSEN, Glenn	25-25	881	225-468	0.481	92-125	0.736	542-21.7	250	87	112
HIGGS, Kenny	26-24	822	184-422	0.436	102-131	0.779	470-18.1	76	89	125
LeBLANC, Ed	26-26	910	158-298	0.530	40-65	0.615	356-13.7	257	87	38
BAILEY, Floyd	25-8	420	82-151	0.543	32-54	0.593	196-7.8	128	54	4
DARNALL, Mike	20-19	612	52-141	0.369	21-29	0.724	125-6.3	81	79	133
HERRING, Randy	25-14	403	59-128	0.461	21-29	0.724	139-5.6	94	39	30
WOLFF, Dennis	25-1	292	37-101	0.366	27-39	0.692	101-4.0	31	36	60
COPPENS, Randy	13-0	94	22-50	0.440	5-6	0.833	49-3.8	8	13	11
SAYLOR, Doug	24-9	350	33-74	0.446	18-25	0.720	84-3.5	21	38	83
LeFEVRE, Frank	22-2	241	26-69	0.377	11-15	0.733	63-2.9	73	36	7
HUFFMAN, Gary	22-2	175	10-31	0.323	23-41	0.561	43-2.0	42	20	12
WOLFERT, Rick	8-0	28	1-6	0.167	0-0	0.000	2-0.3	4	5	1
LSU	26	5250	889-1939	0.459	392-559	0.701	2170-83.5	1092	583	616
Opponents	26	5250	952-1967	0.484	427-587	0.729	2331-89.7	1226	578	499

1973-74 -- Record 12-14, 6-12 in the SEC, Coach Dale Brown (Year 2)

	GM	MIN	FG-FGA	PCT.	FT-FTA	PCT.	PTS-AVG.	REB	PF	A
HANSEN, Glenn	25-25	840	202-412	0.490	81-120	0.675	485-19.4	225	97	87
PALUBINSKAS, Eddie	26-25	791	178-360	0.494	121-142	0.852	477-18.3	62	72	97
TEMPLE JR., Collis	26-25	799	169-292	0.579	53-93	0.570	391-15.0	273	108	21
LeBLANC, Ed	25-5	497	75-139	0.540	19-27	0.704	169-6.8	127	61	30
DARNALL, Mike	22-19	661	56-138	0.406	30-38	0.789	142-6.5	53	80	68
HEARD, Mickey	2-1	44	5-7	0.714	1-3	0.333	11-5.5	12	4	8
LeFEVRE, Frank	20-3	227	44-85	0.518	14-22	0.636	102-5.1	58	33	3
WOLFF, Dennis	25-4	456	42-99	0.424	42-54	0.778	126-5.0	28	52	88
EVANS, Wade	25-17	445	40-106	0.377	21-31	0.677	101-4.0	82	65	29
ENGQUIST, John	22-5	309	33-82	0.402	5-9	0.556	71-3.2	45	49	9
HERRING, Randy	14-1	91	11-20	0.550	9-16	0.563	31-2.2	16	13	5
SIENER, Carl	12-0	56	7-24	0.292	2-6	0.333	16-1.3	18	6	3
TONKOVICH, Dawn	8-0	34	2-7	0.286	3-7	0.429	7-0.9	2	8	3
LSU	26	5250	864-1771	0.488	401-568	0.706	2129-81.9	1106	639	449
Opponents	26	5250	796-1781	0.447	457-664	0.710	2047-78.7	1140	462	330

1972-73 -- Record 14-10, 9-9 in the SEC, Coach Dale Brown (Year 1)

	GM	FG-FGA	PCT.	FT-FTA	PCT.	PTS-AVG.	REB	PF	A
PALUBINSKAS, Eddie	155-311	0.498	137-153	0.895	447-18.6	88	75	99	
WHITTLE, Bill	105-222	0.473	56-82	0.683	266-11.1	149	57	29	
DARNALL, Mike	96-192	0.500	38-57	0.667	230-9.6	77	86	98	
TEMPLE JR., Collis	85-150	0.567	38-75	0.507	208-9.0	160	73	14	
EVANS, Wade	61-137	0.445	50-60	0.833	172-7.2	107	46	33	
LeBLANC, Ed	61-126	0.484	24-38	0.632	146-7.0	110	40	18	
ENGQUIST, John	63-142	0.444	18-26	0.692	144-6.5	57	53	4	
TAYLOR, Jeff	51-110	0.464	11-17	0.647	113-4.7	33	32	22	
RAYMOND, Chris	1-		1-2	0.500	3-3.0	1	2	0	
HERRING, Randy	15-35	0.429	8-14	0.571	38-2.1	35	15	3	
WOLFERT, Rick	1-		0-0	0.000	2-2.0	3	0		
SIENER, Carl	10-19	0.526	10-16	0.625	30-1.9	18	23	1	
ALLMAN, Marty	5-9	0.556	6-6	1.000	16-1.6	4	12	7	
TONKOVICH, Dawn	2-6	0.333	1-5	0.200	5-0.8	6	4	4	
LOE, Ralph	0-		0-0	0.000	0-0.0	2	2	1	
OTHERS (GP, FG, ASST.)	--13		-		-			4	
LSU	24	711-1472	0.483	398-553	0.720	1820-75.8	954	520	336
Opponents	24	726-1602	0.453	360-522	0.689	1812-75.5	1000	526	362

1971-72 -- Record 10-16, 6-12 in the SEC, Coach Press Maravich (Year 6)

	GM	FG-FGA	PCT.	FT-FTA	PCT.	PTS-AVG.	REB	PF	A
NEWTON, Bill	210-409	0.513	72-104	0.692	492-18.9	179	69	46	
SANDERS, Al	171-287	0.596	135-210	0.643	477-18.3	325	100	29	
CHIDLEY, Steve	77-164	0.470	41-53	0.774	195-9.3	40	30	57	
HESS, Tommy	66-148	0.446	42-57	0.737	174-7.3	44	52	121	
TAYLOR, Jeff	45-124	0.363	27-33	0.818	117-6.2	11	26	23	
TEMPLE JR., Collis	63-144	0.438	34-70	0.486	160-6.2	174	101	24	
WHITTLE, Bill	43-100	0.430	23-38	0.605	109-5.7	51	37	6	
SCHAPER, John	52-118	0.441	32-41	0.780	136-5.7	86	65	24	

71-72 cont.	GM	FG-FGA	PCT.	FT-FTA	PCT.	PTS-AVG	REB	PF	A
BRANTLEY, John		37-99	0.374	26-37	0.703	100-4.2	54	53	70
SIENER, Carl		6-21	0.286	5-13	0.385	17-1.7	11	11	2
ALLMAN, Marty		10-25	0.400	3-4	0.750	23-1.6	7	10	11
LSU	26	780-1639	0.476	440-660	0.667	2000-76.9	1113	554	413
Opponents	26	807-1786	0.452	521-728	0.716	2135-82.1	1152	496	----

1970-71 -- Record 14-12, 10-8 in the SEC, Coach Press Maravich (Year 5)

	GM	FG-FGA	PCT.	FT-FTA	PCT.	PTS-AVG	REB	PF	A	STL	BLK
SANDERS, Al		209-355	0.589	105-174	0.603	523-20.9	369	99	35		
NEWTON, Bill		205-374	0.548	80-131	0.611	490-18.8	314	73	27		
ISLEY, Nelson		196-368	0.533	58-74	0.784	450-17.3	50	62	99		
SIMPSON, Gary		127-288	0.441	91-122	0.746	345-14.4	75	63	96		
HESS, Tommy		58-120	0.483	51-62	0.823	167-6.4	53	54	130		
SHOCKEY, Jere		40-93	0.430	20-49	0.408	100-4.5	93	51	42		
WHITTLE, Bill		35-60	0.583	12-25	0.480	82-4.3	61	25	5		
SCHAPER, John		24-53	0.453	11-21	0.524	59-3.1	62	30	3		
ALLMAN, Marty		3-9	0.333	0-0	0.000	6-0.7	3	0	1		
BRANTLEY, John		0-5	0.000	5-6	0.833	5-0.5	11	14	2		
LSU	26	897-1725	0.520	433-664	0.652	2227-85.6	1197	471	440	296	63
Opponents	26	874-1985	0.440	441-608	0.752	2189-84.1	1140	497	----	----	---

1969-70 -- Record 22-10, 13-5 in the SEC, NIT Semifinals, Coach Press Maravich (Year 4)

	GM	FG-FGA	PCT.	FT-FTA	PCT.	PTS-AVG.	REB	PF	A
MARAVICH, Pete		522-1168	0.447	337-436	0.773	1,381-44.5	164	89	192
HESTER, Danny		201-387	0.519	114-138	0.826	516-16.1	345	113	48
SANDERS, Al		145-255	0.569	93-156	0.596	383-12.0	474	125	28
NEWTON, Bill		143-242	0.591	71-113	0.628	357-11.2	309	110	33
TRIBBETT, Jeff		65-130	0.500	37-50	0.740	167-5.4	85	87	88
HICKMAN, Rich		47-123	0.382	5-7	0.714	99-3.7	41	51	36
LANG, Bob		23-66	0.348	6-9	0.667	52-1.9	86	52	7
HESS, Tommy		10-21	0.476	1-3	0.333	21-1.2	8	17	16
OTHERS - Maybe Kent Johnson		3-11	0.273	3-4	0.750	9-1.1	21	11	2
CARR, John		0-0	0.000	0-1	0.000	0-0.0	3	5	0
LSU	32	1159-2403	0.482	667-917	0.727	2985-93.3	1691	660	450
Opponents	32	1117-2497	0.447	626-928	0.675	2860-89.4	1485	670	----

1968-69 -- Record 13-13, 7-11 in the SEC, Coach Press Maravich (Year 3)

	GM	FG-FGA	PCT.	FT-FTA	PCT.	PTS-AVG.	REB	PF	A
MARAVICH, Pete		433-976	0.444	282-378	0.746	1,148-44.2	169	77	128
RAMSDEN, Dave		112-166	0.675	44-70	0.629	268-10.3	281	68	19
HESTER, Danny		77-154	0.500	44-66	0.667	198-9.0	197	59	11
TRIBBETT, Jeff		92-177	0.520	24-39	0.615	208-8.3	78	71	61
HICKMAN, Rich		95-205	0.463	7-16	0.438	197-7.9	46	58	35
JUKKOLA, Ralph		82-162	0.506	23-41	0.561	187-7.2	188	82	33
BERNBROCK, Mark		9-16	0.563	1-3	0.333	19-2.7	4	5	2
LEGLER, Chuck		15-29	0.517	7-12	0.583	37-2.3	30	26	4
BERGMAN, Rusty		12-30	0.400	7-11	0.636	31-1.4	23	20	2
LUPCHO, Rich		8-22	0.364	7-17	0.412	23-1.1	25	35	39
CORLEY, Drew		0-2	0.000	0-0	0.000	0-0.0	1	1	0
SHOCKEY, Jere		0-2	0.000	0-0	0.000	0-0.0	1	1	0
LSU	26	935-1949	0.480	446-653	0.683	2316-89.1	1197	502	334
Opponents	26	903-2003	0.451	469-671	0.699	2275-87.5	1326	503	----

1967-68 -- Record 14-12, 8-10 in the SEC, Coach Press Maravich (Year 2)

	GM	FG-FGA	PCT.	FT-FTA	PCT.	PTS-AVG.	REB	PF	A
MARAVICH, Pete		432-1,031	0.419	274-338	0.811	1,138-43.8	195	85	105
HICKMAN, Rich		160-342	0.468	24-38	0.632	344-13.2	67	61	27
JUKKOLA, Ralph		125-196	0.638	58-84	0.690	308-11.8	226	96	31
TRIBBETT, Jeff		57-111	0.514	52-71	0.732	166-6.4	108	59	49
LAMONT, Randy		47-75	0.627	28-43	0.651	122-5.8	98	69	2
LEGLER, Chuck		14-27	0.519	8-16	0.500	36-3.0	56	32	2
CORLEY, Drew		17-36	0.472	10-21	0.476	44-2.8	52	19	3
RAMSDEN, Dave		13-19	0.684	7-14	0.500	33-2.5	48	21	3
SHUMAKER, Steve		13-30	0.433	14-25	0.560	40-2.0	59	31	8
LUPCHO, Rich		15-36	0.417	14-31	0.452	44-1.7	60	51	68
BERGMAN, Rusty		11-37	0.297	9-17	0.529	31-1.6	47	22	2
GRIDLEY, Bob		1-2	0.500	0-0	0.000	2-0.7	3	2	0
LSU	26	905-1933	0.468	498-697	0.714	2308-88.7	1152	543	297
Opponents	26	885-1939	0.456	499-715	0.697	2239-86.1	1346	522	----

1966-67 -- Record 3-23, 1-17 in the SEC, Coach Press Maravich (Year 1)

	GM	FG-FGA	PCT.	FT-FTA	PCT.	PTS-AVG.	REB	PF	A
DROST, Kenny		168-389	0.432	94-114	0.825	430-16.5	97	67	55
BRIAN, Brad		128-324	0.395	45-64	0.703	301-12.5	57	63	87
THIGPEN, Tommy		118-251	0.470	58-112	0.518	294-11.8	182	63	34
TIPTON, Wayne		112-281	0.399	56-81	0.691	280-11.2	134	63	27
JUKKOLA, Ralph		80-193	0.415	53-76	0.697	213-8.2	187	83	31
SHIRLEY, Buddy		67-191	0.351	39-56	0.696	173-7.2	74	58	11
RAMSDEN, Dave		39-70	0.557	25-45	0.556	103-5.2	74	35	8
HENRY, Pete		11-20	0.550	11-20	0.550	33-4.7	19	14	0
RASMUSSEN, Bob		11-24	0.458	17-20	0.850	39-3.0	30	9	7
LEGLER, Chuck		7-15	0.467	6-12	0.500	20-1.8	22	22	1
BERGMAN, Rusty		11-34	0.324	10-15	0.667	32-1.8	17	17	10
VOIGHT, Ken		6-11	0.545	5-6	0.833	17-1.7	5	7	3
LSU	26	758-1803	0.420	419-621	0.675	1035-74.4	1075	501	274
Opponents	26	875-1779	0.492	482-668	0.722	2332-85.9	1262	469	---

1965-66 -- Record 6-20, 2-14 in the SEC, Coach Frank Fruitt (Year 1)

	GM	FG-FGA	PCT.	FT-FTA	PCT.	PTS-AVG.	REB	PF
HEROMAN, Harry		163-395	0.413	132-153	0.863	458-17.6	202	89
DROST, Kenny		123-294	0.418	74-82	0.902	320-12.3	68	60
THIGPEN, Tommy		117-236	0.496	63-95	0.663	297-11.4	194	72
BRIAN, Brad		114-278	0.410	63-76	0.829	291-11.2	69	58
TIPTON, Wayne		90-215	0.419	47-70	0.671	227-9.1	104	68
HENRY, Pete		41-96	0.427	34-73	0.466	116-4.5	107	72

65-66 cont.	GM	FG-FGA	PCT.	FT-FTA	PCT.	PTS-AVG.	REB	PF
HENDERSON, Larry		37-108	0.343	28-65	0.431	102-4.1	123	59
BOWLING, Scott		29-78	0.372	11-17	0.647	69-2.7	35	59
SMITH, Terry		15-33	0.455	4-10	0.400	34-2.3	10	14
ZIEGLER, Lonnie		7-11	0.636	0-3	0.000	14-1.1	6	6
SHIRLEY, Buddy		3-11	0.273	0-2	0.000	6-1.2	4	6
CHASE, Pat		2-10	0.200	1-5	0.200	5-0.6	2	7
AUSTIN, Wayne		0-3	0.000	1-1	1.000	1-0.3	2	0
OTHERS		2-3	0.667	2-2	1.000	6-1.0	4	0
LSU	26	742-1739	0.426	460-655	0.702	1944-74.7	1116	576
Opponents	26	823-1858	0.442	545-786	0.693	2194-84.2	1332	526

1964-65 -- Record 12-14, 7-9 in the SEC, Coach Jay McCreary (Year 8)

	GM	FG-FGA	PCT.	FT-FTA	PCT.	PTS-AVG.	REB	PF
MAILE, Dick		168-458	0.367	93-115	0.809	429-17.2	246	56
HEROMAN, Harry		133-318	0.418	109-138	0.790	375-14.4	197	77
WILSON, Bill		114-248	0.460	38-84	0.452	266-10.2	246	88
DROST, Kenny		91-234	0.389	61-77	0.792	243-9.3	76	56
BRIAN, Brad		90-265	0.340	53-80	0.663	233-9.0	63	72
THIGPEN, Tommy		53-120	0.442	72-93	0.774	178-6.8	106	47
HENDERSON, Larry		32-85	0.376	11-34	0.324	75-3.1	87	36
TIPTON, Wayne		19-85	0.224	16-31	0.516	54-3.0	47	30
REGISTER, Ronnie		14-45	0.311	8-14	0.571	36-3.3	38	16
CHASE, Pat		8-17	0.471	3-5	0.600	19-2.4	8	7
AUSTIN, Wayne		8-27	0.296	2-10	0.200	18-1.2	16	12
LSU	26	730-1922	0.379	466-672	0.693	1926-74.0	1298	496
OPPONENT	26	798-1810	0.440	492-661	0.744	2088-80.3	1181	504

1963-64 -- Record 12-13, 8-6 in the SEC, Coach Jay McCreary (Year 7)

	GM	FG-FGA	PCT.	FT-FTA	PCT.	PTS-AVG.	REB	PF
MAILE, Dick	25	214-507	.422	90-129	.697	518-20.7	263	58
CHASE, Sam	25	122-269	.453	122-148	.824	356-14.2	82	77
BELCHER, Jack	25	102-263	.387	74-90	.822	278-11.1	163	69
WILSON, Bill	24	108-230	.469	49-92	.533	266-11.0	258	97
FETTER, Bobby	25	61-169	.360	47-66	.712	169-6.7	77	81
HEROMAN, Harry	21	47-116	.405	43-56	.768	137-6.5	70	26
CARD, Norman	19	16-29	.552	15-24	.625	47-2.4	34	22
CRAM, Steve	14	9-23	.391	9-14	.643	27-1.9	14	22
PIAZZA, Doug	14	5-17	.294	7-13	.538	17-1.2	24	17
WHITE, Hamp	14	3-17	.176	0-2	.000	6-0.4	4	5
OTHERS	13	0-7	.000	2-3	.667	2-0.1	4	5
LSU	25	687-1643	0.418	458-621	0.737	1832-73.2	1175	483
OPPONENTS	25	666-1680	0.396	476-666	0.714	1811-72.4	1148	480

1962-63 -- Record 12-12, 5-9 in the SEC, Coach Jay McCreary (Year 6)

	GM	FG-FGA	PCT.	FT-FTA	PCT.	PTS-AVG.	REB	PF	A
MAILE, Dick	24	125-349	.355	67-111	.783	337-14.0	263	48	30
COOPER, Ellis	24	121-305	.396	93-126	.738	335-13.9	98	67	127
KEENE, Howard	23	87-242	.359	66-83	.795	247-10.7	158	83	34
DRUMMOND, Maury	23	98-226	.438	45-86	.523	241-10.4	227	76	29
CHASE, Sam	24	81-225	.360	41-62	.661	203-8.4	89	59	80
FETTER, Bobby	23	31-101	.306	25-42	.595	87-3.7	30	34	20
BELCHER, Jack	20	22-61	.361	17-25	.680	61-3.0	35	26	11
WILSON, Bill	12	21-46	.457	8-13	.615	50-4.1	39	25	3
CARD, Norman	7	8-23	.348	10-19	.526	26-3.7	17	9	5
TURK, Dave	10	5-15	.333	5-7	.714	15-1.5	5	13	0
OTHERS	5	0-1	.000	0-0	.000	0	1	1	0
LSU	24	603-1598	0.377	394-557	0.707	1602-66.7	1131	402	339
OPPONENTS	24	596-1547	0.385	446-599	0.744	1678-69.9	1134	440	---

1961-62 -- Record 14-11, 7-7 in the SEC, Coach Jay McCreary (Year 5)

	GM	FG-FGA	PCT.	FT-FTA	PCT.	PTS-AVG.	REB	PF	A
NATTIN, George	24	122-295	.413	62-79	.764	307-12.7	73	62	104
DRUMMOND, Maury	24	113-271	.416	59-111	.531	285-11.8	301	77	67
COOPER, Ellis	24	110-275	.400	44-63	.698	264-11.0	83	66	106
CHASE, Sam	23	55-143	.384	19-27	.703	129-5.6	47	53	69
KEENE, Howard	24	48-126	.380	24-56	.428	120-5.0	131	65	48
CONKLIN, Tom	24	39-94	.414	31-58	.534	109-4.5	118	79	33
LEWIS, Ray	18	41-86	.476	12-25	.480	94-5.2	80	32	31
FETTER, Bobby	18	27-58	.465	14-22	.636	68-3.7	33	29	8
BELCHER, Jack	19	24-58	.413	11-20	.550	59-3.1	48	27	11
CARD, Norman	7	2-4	.500	0-0	.000	4-0.5	0	2	1
OTHERS	15	65-174	.373	43-62	.693	173-11.5	45	47	0
LSU	24	647-1586	0.407	320-522	0.613	1614-67.2	1130	540	478
OPPONENTS	24	556-1409	0.387	473-704	0.671	1585-66.0	1105	403	---

1960-61 -- Record 11-14, 6-8 in the SEC, Coach Jay McCreary (Year 4)

	GM	FG-FGA	PCT.	FT-FTA	PCT.	PTS-AVG.	REB
NATTIN, George	25	165-395	.418	86-108	.796	413-16.5	105
COOPER, Ellis	25	124-343	.361	98-124	.790	346-13.8	95
CONKLIN, Tom	25	75-196	.383	88-139	.633	238-9.5	227
JACOBS, Stan	25	82-195	.420	42-57	.737	206-8.2	104
DRUMMOND, Maury	25	71-172	.413	28-52	.538	180-7.2	208
BAILEY, John	24	43-114	.377	12-15	.800	98-4.0	70
LEWIS, Ray	16	19-57	.333	19-24	.792	57-3.5	57
ARTHUR, Ray	14	19-57	.333	3-9	.333	41-2.9	31
Hudson, John	11	6-16	.375	10-12	.833	22-2.0	11
Others	3	0-5	.000	2-6	.333	2-0.6	2
LSU	25	609-1560	0.390	385-544	0.708	1603-64.1	1075
OPPONENTS	25	600-1574	0.381	427-615	0.694	1627-65.0	1124

1959-60 -- Record 5-18, 3-11 in the SEC, Coach Jay McCreary (Year 3)

	GM	FG-FGA	PCT.	FT-FTA	PCT.	PTS-AVG.	REB	PF
DAVIES, Dick	20	91-228	.399	66-82	.805	248-12.4	44	49
NATTIN, George	16	80-234	.342	57-72	.792	217-13.5	67	41
CLUNE, Joe	18	64-178	.359	66-91	.725	194-10.7	134	45
BORGINI, Joe	12	50-145	.345	20-40	.500	120-10.0	114	37
CONKLIN, Tom	23	50-142	.352	60-99	.606	160-6.9	143	87
RABORN, Tommy	14	41-94	.436	44-60	.733	126-9.0	51	37
GUGLIELMO, Carey	20	41-100	.410	30-39	.769	122-6.1	62	38
HINES, Ray	22	42-136	.309	20-44	.454	104-4.7	117	78
LEWIS, Ray	21	35-100	.350	31-52	.596	101-4.8	89	49
HUDSON, John	17	23-50	.460	15-21	.714	61-3.5	26	13
SMITH, Allen	10	12-40	.300	14-16	.875	38-3.8	13	7
RAISOR, Phil	10	8-30	.267	2-3	.667	18-1.8	9	10
JACOBS, Stanley	4	0-2	.000	2-3	.667	2-0.5	1	0
LSU	23	537-1484	0.361	418-622	0.672	1501-65.2	968	487
OPPONENTS	23	608-1455	0.418	488-694	0.703	1703-74.0	1127	438

1958-59 -- Record 10-15, 2-12 in the SEC, Coach Jay McCreary (Year 2)

	GM	FG-FGA	PCT.	FT-FTA	PCT.	PTS-AVG.	REB	PF
CRISCO, Jim	25	118-316	.386	71-103	.689	305-12.2	192	61
MOON, Lynn	25	107-262	.409	38-74	.514	252-10.1	162	48
RAISOR, Phil	10	48-115	.417	4-13	.308	100-10.0	33	16
MONSON, Wayne	25	97-272	.357	46-70	.657	240-9.2	156	69
GUGLIELMO, Carey	25	72-236	.305	74-99	.748	219-8.7	99	74
DAVIES, Dick	25	71-205	.346	62-82	.756	204-8.1	59	73
COMBS, Joe	25	62-161	.386	44-72	.611	168-6.7	129	89
RABORN, Tommy	17	28-62	.452	20-38	.528	76-4.4	53	35
JACOBS, Stanley	21	30-92	.326	14-27	.519	74-3.5	20	18
LONG, Earl	10	14-30	.467	5-9	.556	33-3.3	13	11
COLLINS, Tommy	16	4-20	.200	3-9	.333	11-0.6	13	5
LSU	25	651-1771	0.367	381-596	0.639	1682-67.2	929	498
OPPONENTS	25	656-1786	0.367	486-717	0.677	1788-71.5	----	432

1957-58 -- Record 7-18, 3-11 in the SEC, Coach Jay McCreary (Year 1)

	GM	FG-FGA	PCT.	FT-FTA	PCT.	PTS-AVG.	REB	PF
MERLE, Dom	25	129-404	.319	50-87	.575	308-12.3	59	87
CRISCO, Jim	25	86-292	.294	120-174	.690	292-11.6	225	56
COMBS, Joe	25	96-257	.373	76-122	.623	268-10.7	185	116
MONSON, Wayne	25	107-327	.327	42-64	.656	256-10.2	209	77
GRAY, Kenny	15	34-88	.386	25-36	.694	93-6.2	21	21
MOON, Lynn	17	44-165	.267	11-32	.344	99-5.8	116	37
GUGLIELMO, Carey	24	27-128	.211	54-72	.750	108-4.5	58	49
COLLINS, Tommy	23	36-109	.330	14-24	.583	86-4.4	33	34
LOFTIN, Bill	14	9-23	.391	8-15	.533	26-1.8	31	12
LOFTON, Bob	13	8-22	.364	8-19	.421	24-1.8	12	11
RABORN, Tommy	12	7-20	.350	2-14	.143	16-1.3	19	29
LSU	25	583-1835	0.318	412-659	0.625	1576-63.0	968	530
OPPONENTS	25	677-1907	0.355	429-741	0.579	1848-73.5	1306	477

1956-57 -- Record 6-19, 1-13 in the SEC, Coach Harry Rabenhorst (Year 29)

	GM	FG-FGA	PCT.	FT-FTA	PCT.	PTS-AVG.	REB	PF
SIGLER, Roger	25	174-463	.376	111-168	.660	459-18.4	223	59
RUSHING, Troy	25	143-358	.399	88-125	.704	374-15.0	258	91
MERLE, Dom	25	115-358	.321	87-116	.750	317-12.7	92	96
CRISCO, Jim	25	51-167	.305	48-79	.607	150-6.0	127	54
COMBS, Joe	9	21-46	.456	12-17	.706	54-6.0	39	34
WHITE, Joe	23	34-139	.245	44-70	.628	112-4.9	127	74
SEITZ, Charley	23	41-132	.311	17-33	.515	99-4.3	49	40
MOON, Lynn	25	34-122	.279	24-45	.436	92-3.7	91	22
LASSITER, Dale	9	4-17	.235	4-11	.364	12-1.3	27	16
MCCAIN, Ray	16	2-16	.125	1-2	.500	5-0.3	13	5
LSU	25	637-1863	0.342	451-691	0.653	1725-69.0	1096	501
OPPONENTS	25	670-1801	0.372	603-863	0.699	1943-77.7	1305	419

1955-56 -- Record 7-17, 5-9 in the SEC, Coach Harry Rabenhorst (Year 28)

	GM	FG-FGA	PCT.	FT-FTA	PCT.	PTS-AVG.	REB	PF
SIGLER, Roger	20	175-440	.398	151-212	.712	501-25.1	275	34
MERLE, Dom	24	121-315	.384	85-113	.752	327-13.6	96	79
RUSHING, Troy	24	113-290	.390	68-110	.618	294-12.3	228	90
SEBASTIAN, Don	24	104-310	.335	67-84	.798	275-11.5	88	86
HOLT, Dick	24	58-181	.320	38-90	.422	154-6.4	149	93
MARTIN, Ken	24	25-83	.301	45-76	.592	95-4.0	134	49
FAHEY, Joe	22	20-68	.294	20-32	.625	60-2.7	20	33
WHITE, Joe	18	17-47	.362	13-20	.650	47-2.6	56	45
KAMMER, Marty	15	6-14	.428	0-2	.000	12-0.8	11	12
BOLTON, Dick	6	1-10	.100	2-2	1.000	4-0.4	1	3
OTHERS	--	13-45	.289	12-18	.667	38	20	9
LSU	24	654-1803	0.363	501-759	0.660	1809-75.4	1100	534
OPPONENTS	24	724-1915	0.378	565-881	0.641	2013-83.9	1260	450

1954-55 -- Record 6-18, 3-11 in the SEC, Coach Harry Rabenhorst (Year 27)

	GM	FG-FGA	PCT.	FT-FTA	PCT.	PTS-AVG.	REB	PF
SIGLER, Roger	24	125-340	.368	110-143	.769	360-15.0	214	39
MAGEE, Norman	24	91-275	.331	99-140	.707	281-11.7	97	91
CLARK, NED	24	80-267	.300	76-115	.661	236-9.8	380	73
SEBASTIAN, Don	23	66-211	.313	38-58	.655	170-7.4	46	60
FAHEY, Joe	20	65-190	.342	26-46	.565	156-7.8	46	38
MONEILLY, Jim	20	39-127	.307	32-52	.615	110-5.5	70	38
RUSHING, Troy	22	30-99	.303	28-50	.560	88-4.0	74	39
BELCHER, Don	21	27-96	.281	15-27	.555	69-3.3	53	29
HOLT, Dick	16	17-49	.347	26-55	.471	60-3.8	37	24
JONES, Leslie	12	14-35	.400	9-11	.818	37-3.1	19	11

54-55 cont.	GM	FG-FGA	PCT.	FT-FTA	PCT.	PTS-AVG.	REB	P	F
ZINSER, Paul	8	8-27	.296	8-17	.471	24-3.0	9	12	
LEE, Bill	10	2-16	.125	6-10	.600	10-1.0	16	8	
WHITEHURST, Charles	1	0-0	.000	0-0	.000	0-0.0	2	0	
LSU	24	562-1731	0.325	473-724	0.653	1601-66.7	1115	462	
OPPONENTS	24	652		498-798	0.631	1802-75.1	-----	430	

1953-54 -- Record 20-5, 14-0 in the SEC, SEC Championship, NCAA Tournament, Coach Harry Rabenhorst (Year 28)

	GM	FG-FGA	PCT.	FT-FTA	PCT.	PTS-AVG.	REB	PF
PETTIT, Bobby	25	281-573	.489	223-308	.740	785-31.4	432	81
MAGEE, Norman	25	82-242	.338	86-121	.710	250-10.0	63	69
BELCHER, Don	25	99-305	.324	46-57	.686	244-9.7	106	50
MCARDLE, Benny	25	78-234	.333	44-53	.830	200-8.0	33	96
CLARK, Ned	25	73-222	.328	43-65	.661	189-7.5	218	91
SEBASTIAN, Don	25	18-88	.200	27-40	.675	63-2.5		48
SIGLER, Roger	8	6-15	.400	6-11	.545	18-2.2		
MCNEILLY, Jim	24	18-50	.360	15-25	.600	51-2.1		
ZINSER, Paul	13	6-13	.461	9-17	.529	21-1.6		
LEE, Bill	8	4-12	.333	1-2	.500	13-1.6		
HOLT, Dick	4	2-6	.333	2-2	1.000	6-1.5		
JONES, Leslie	7	3-9	.333	2-7	.286	9-1.2		
LOUGHMILLER, Don	12	5-11	.454	3-8	.375	13-1.1		
RUSHING, Troy	4	1-4	.250	1-2	.500	3-0.7		
FRESHLEY, Bob	16	2-18	.111	6-10	.600	16-0.6		
LSU	25	678-1802	0.376	519-742	0.699	1875-75.0	-----	-----
OPPONENTS	25	503		514-784	0.655	1514-60.5		

1952-53 -- Record 22-3, 13-0 in the SEC, SEC Championship, NCAA Final Four, Coach Harry Rabenhorst (Year 27)

	GM	FG-FGA	PCT.	FT-FTA	PCT.	PTS-AVG.	REB	PF
PETTIT, Bob	21	193		133-217	.613	519-24.7	292	65
MAGEE, Norman	25	120		91-132	.689	331-13.2	105	94
BELCHER, Don	25	130		51-81	.630	311-12.4	145	51
NED CLARK	25	89		55-89	.618	233-9.4	272	91
MCARDLE, Benny	25	83		46-83	.554	212-8.5	78	103
FRESHLEY, Bob	22	26		20-50	.400	72-3.3	96	49
SEBASTIAN, Don	17	15		23-30	.767	53-3.1		34
JONES, Leslie	13	11		11-14	.786	33-2.5		
BRIDGES, Kenny	17	9		10-23	.435	28-1.7		24
LOUGHMILLER, Don	10	3		3-3	1.000	9-0.9		
MCNEILLY, James	9	4		1-4	.250	9-1.0		
SCHULTZ, Darrell	8	3		2-4	.500	8-1.0		
WESLEY, Bob	2	3		0-0	.000	6-3.0		
ROBERT, Charley	5	2		2-4	.500	6-1.2		
LEE, Bill	2	1		0-0	.000	2-1.0		
BRAYMAN, P.	3	0		0-0	.000	0-0.0		
LSU	25	692		448-734	0.610	1832-73.3	---	---
OPPONENTS	25	---		---	---	---	---	---

1951-52 -- Record 17-7, 9-6 in the SEC, Coach Harry Rabenhorst (Year 26)

	GM	FG-FGA	PCT.	FT-FTA	PCT.	PTS-AVG.
PETTIT, Bob	24	247-563	.438	118-199	.592	612-25.5
DEAN, Joe	24	170-488	.348	99-139	.712	439-18.3
CLARK, Ned	24	51-213	.239	28-50	.590	130-5.4
YATES, Bobby	24	42-151	.278	40-66	.606	124-5.2
JOHNSON, Byron	20	46-120	.383	18-37	.486	110-5.5
BELCHER, Don	24	45-117	.385	9-14	.643	99-4.1
MCARDLE, Benny	24	33-119	.277	14-21	.667	80-3.3
FRESHLEY, Bob	24	20-79	.253	11-27	.407	51-2.1
BRIDGES, Kenny	22	11-44	.250	1-8	.125	23-1.0
MAGEE, Norman	8	5-12	.417	2-3	.667	12-1.5
LOUGHMILLER, Don	10	2-11	.182	2-4	.500	6-0.6
ROBERT, Charley	3	1-4	.250	0-0	.000	2-0.7
WEST, Billy	4	1-6	.167	0-1	.000	2-0.5
GREGORY, Otho	2	1-4	.250	0-1	.000	2-1.0
LSU	25	675-1931	.349	342-570	.600	1692-70.5
OPPONENTS	24	-----	-----	-----	-----	-----60.4

1950-51 -- Record 10-14, 7-8 in the SEC, Coach Harry Rabenhorst (Year 25)

	GM	FG-FGA	PCT.	FT-FTA	PCT.	PTS-AVG.	PF
PETTIT, Bobby	24	154		54-75	.720	362-15.1	53
MEADOR, BOB	24	128		42-92	.456	298-12.1	75
JOHNSON, Byron	24	87		44-75	.587	218-9.1	63
MURPHY, Gene	21	73		56-94	.596	202-9.6	48
THOMPSON, Dick	24	51		36-53	.679	138-5.7	55
BOGGESE, Bob	23	45		32-44	.727	122-5.3	41
FREEMAN, Mark	23	34		26-45	.578	94-4.1	23
STONE, Orval	21	25		15-20	.750	65-3.1	24
OZBURN, Joe	11	5		6-9	.667	16-1.4	7
YATES, Bob	12	0		6-10	.600	6-0.5	16
LINDSEY, Jim	8	3		1-3	.333	7-0.9	3
GREGORY, Sonny	6	2		0-1	.000	4-0.7	4
RITTNER, Perrin	2	0		0-0	.000	0-0.0	0
LSU	24	607		318-521	.610	1532-63.8	412
OPPONENTS	24						

Year-by-Year Starting Lineups

Since 1978-79 (Lineups compiled based on most starts and lineups at end of season)

2019					
G	Tremont Waters	So.	15.3 ppg	5.8 apg	
G	Skylar Mays	Jr.	13.4 ppg	3.3 rpg	
G	Javonte Smart	Fr.	11.1 ppg	3.3 rpg	
F	Naz Reid	Fr.	13.6 ppg	7.2 rpg	
F	Kavell Bigby-Williams	Sr.	7.9 ppg	6.7 rpg	

2018					
G	Tremont Waters	Fr.	15.9 ppg	6.0 apg	
G	Skylar Mays	So.	11.3 ppg	4.0 rpg	
G	Brandon Sampson	Jr.	7.7 ppg	2.6 rpg	
C	Duop Reath	Sr.	12.5 ppg	5.3 rpg	
F	Aaron Epps	Sr.	9.5 ppg	5.5 rpg	

2017					
G	Skylar Mays	Fr.	8.3 ppg	3.6 apg	
G	Antonio Blakeney	So.	17.2 ppg	4.8 rpg	
G	Brandon Sampson	So.	11.6 ppg	3.1 rpg	
F	Aaron Epps	Jr.	6.2 ppg	4.4 rpg	
F	Duop Reath	Jr.	12.0 ppg	6.2 rpg	

2016					
G	Keith Hornsby	Sr.	13.1 ppg	2.9 rpg	
G	Tim Quarterman	Jr.	11.2 ppg	3.6 apg	
G	Antonio Blakeney	Fr.	12.6 ppg	3.4 rpg	
F	Ben Simmons	Fr.	19.2 ppg	11.8 rpg	
F	Craig Victor II	So.	11.5 ppg	5.6 rpg	

2015					
G	Keith Hornsby	Jr.	13.4 ppg	4.2 rpg	
G	Tim Quarterman	So.	11.5 ppg	4.0 apg	
G	Jalyn Patterson	Fr.	6.8 ppg	2.4 rpg	
F	Jordan Mickey	So.	15.4 ppg	9.9 rpg	
F	Jarell Martin	So.	16.9 ppg	9.2 rpg	

2014					
G	Anthony Hickey	Jr.	8.4 ppg	3.7 apg	
G	Andre Stringer	Sr.	11.8 ppg	2.6 apg	
F	Jarell Martin	Fr.	10.3 ppg	4.6 rpg	
F	Jordan Mickey	Fr.	12.7 ppg	7.9 rpg	
F	Johnny O'Bryant III	Jr.	15.4 ppg	7.7 rpg	

2013					
G	Anthony Hickey	So.	11.2 ppg	3.7 apg	
G	Andre Stringer	Jr.	10.4 ppg	2.1 apg	
G	Charles Carmouche	Sr.	10.7 ppg	3.6 apg	
C	Andrew Del Piero	Sr.	4.3 ppg	3.1 rpg	
F	Johnny O'Bryant III	So.	13.6 ppg	8.7 rpg	

2012					
G	Anthony Hickey	Fr.	8.9 ppg	3.8 apg	
G	Andre Stringer	So.	10.1 ppg	2.7 apg	
C	Justin Hamilton	Jr.	12.9 ppg	7.2 rpg	
F	Ralston Turner	So.	9.1 ppg	3.0 rpg	
F	Johnny O'Bryant III	Fr.	8.5 ppg	6.7 rpg	

2011					
G	Andre Stringer	Fr.	11.2 ppg	2.6 apg	
G	Ralston Turner	Fr.	12.3 ppg	2.6 rpg	
F	M. Derebencker	Fr.	6.5 ppg	2.1 rpg	
F	Storm Warren	Jr.	7.7 ppg	5.7 rpg	
F	Malcolm White	Jr.	7.6 ppg	5.1 rpg	

2010					
G	Bo Spencer	So.	14.5 ppg	2.5 rpg	
G	Chris Bass	So.	2.3 ppg	2.4 rpg	
G	Aaron Dotson	Fr.	3.2 ppg	1.3 rpg	
F	Storm Warren	So.	11.8 ppg	7.2 rpg	
F	Tasmin Mitchell	Sr.	16.8 ppg	9.4 rpg	

2009					
G	Marcus Thornton	Sr.	21.1 ppg	5.5 rpg	
G	Bo Spencer	So.	11.4 ppg	2.9 rpg	
G	Garrett Temple	Sr.	7.1 ppg	4.5 rpg	
C	Chris Johnson	Sr.	7.7 ppg	7.2 rpg	
F	Tasmin Mitchell	Jr.	16.4 ppg	7.2 rpg	

2008					
G	Marcus Thornton	Jr.	19.6 ppg	5.6 rpg	
G	Garrett Temple	Jr.	6.4 ppg	4.2 rpg	
G	Terry Martin	Jr.	8.3 ppg	2.5 rpg	
F	Anthony Randolph	Fr.	15.6 ppg	8.5 rpg	
C	Chris Johnson	Jr.	11.6 ppg	6.6 rpg	

2007					
G	Garrett Temple	So.	8.6 ppg	3.7 rpg	
G	Terry Martin	So.	10.5 ppg	2.8 rpg	
F	Darnell Lazare	Sr.	7.4 ppg	4.5 rpg	
F	Tasmin Mitchell	So.	14.5 ppg	5.9 rpg	
F	Glen Davis	Jr.	17.7 ppg	10.4 rpg	

2006					
G	Darrell Mitchell	Sr.	16.8 ppg	3.7 rpg	
G	Garrett Temple	Fr.	5.1 ppg	2.6 rpg	
F	Tasmin Mitchell	Fr.	11.4 ppg	5.6 rpg	
F	Glen Davis	So.	18.6 ppg	9.7 rpg	
F	Tyrus Thomas	Fr.	12.3 ppg	9.2 rpg	

2005					
G	Tack Minor	Jr.	10.8 ppg	3.9 rpg	
G	Antonio Hudson	Jr.	13.1 ppg	3.2 rpg	
G	Darrell Mitchell	Jr.	13.1 ppg	2.6 rpg	
F	Brandon Bass	So.	17.3 ppg	9.1 rpg	
F	Glen Davis	Fr.	13.5 ppg	8.8 rpg	

2004					
G	Xavier Whipple	So.	4.1 ppg	2.4 rpg	
G	Antonio Hudson	So.	10.2 ppg	3.9 rpg	
F	Brandon Bass	Fr.	12.8 ppg	7.4 rpg	
F	Jaime Lloreda	Sr.	16.9 ppg	11.6 rpg	
F	Regis Koundia	So.	3.9 ppg	3.6 rpg	

2003					
G	Torris Bright	Sr.	11.1 ppg	3.1 rpg	
G	Collis Temple III	Sr.	10.8 ppg	3.5 rpg	
G	Antonio Hudson	Fr.	7.5 ppg	2.9 rpg	
F	Ronald Dupree	Sr.	15.8 ppg	7.8 rpg	
F	Jaime Lloreda	Jr.	12.3 ppg	9.0 rpg	

2002					
G	Torris Bright	Jr.	13.4 ppg	3.8 rpg	
G	Jermaine Williams	So.	6.3 ppg	4.6 rpg	
G	Collis Temple III	Jr.	13.4 ppg	6.0 rpg	
F	Ronald Dupree	Jr.	16.2 ppg	8.5 rpg	
F	Brad Bridgewater	Jr.	6.7 ppg	3.9 rpg	

2001					
G	Torris Bright	So.	10.8 ppg	2.8 rpg	
G	Collis Temple III	So.	14.1 ppg	4.6 rpg	
F	Ronald Dupree	So.	17.3 ppg	8.8 rpg	
F	Brian Beshara	So.	11.2 ppg	6.0 rpg	
F	Jermaine Williams	Fr.	7.4 ppg	3.9 rpg	

2000					
G	Torris Bright	Fr.	10.0 ppg	3.7 rpg	
G	Lamont Roland	Jr.	10.9 ppg	4.6 rpg	
F	Brian Beshara	Jr.	11.0 ppg	5.1 rpg	
F	Jabari Smith	Sr.	12.5 ppg	7.0 rpg	
F	Stromile Swift	So.	16.2 ppg	8.2 rpg	

1999					
G	Maurice Carter	Sr.	17.3 ppg	5.7 rpg	
G	Willie Anderson	Sr.	7.3 ppg	2.9 rpg	
F	Brian Beshara	So.	11.0 ppg	5.3 rpg	
F	Jabari Smith	Jr.	12.7 ppg	9.7 rpg	
F	Stromile Swift	Fr.	7.6 ppg	4.3 rpg	

1998					
G	Maurice Carter	Jr.	14.4 ppg	3.7 rpg	
G	Willie Anderson	Jr.	12.9 ppg	3.2 rpg	
F	DeJuan Collins	Jr.	8.8 ppg	3.7 rpg	
F	Rogers Washington	Jr.	9.2 ppg	4.1 rpg	
F	Cedric Carter	Jr.	8.1 ppg	6.1 rpg	

1997					
G	Gene Nabors	So.	5.0 ppg	2.7 rpg	
G	Maurice Carter	Fr.	9.8 ppg	2.3 rpg	
F	Duane Spencer	Sr.	15.1 ppg	7.7 rpg	
F	Rogers Washington	So.	8.4 ppg	4.3 rpg	
F	Nick Sheppard	So.	7.1 ppg	5.7 rpg	

1996					
G	Gene Nabors	Fr.	5.2 ppg	4.2 rpg	
G	Ronnie Henderson	Jr.	21.8 ppg	4.7 rpg	
F	Roman Rubchenko	Sr.	11.2 ppg	6.9 rpg	
F	Duane Spencer	Jr.	7.9 ppg	5.7 rpg	
G	Deuce Ford	Jr.	11.5 ppg	5.4 rpg	

1995					
G	Randy Livingston	Fr.	14.0 ppg	4.0 rpg	
G	Ronnie Henderson	So.	23.3 ppg	5.3 rpg	
F	Clarence Caesar	Sr.	12.6 ppg	7.0 rpg	
F	Landers Nolley	Jr.	10.7 ppg	4.7 rpg	
F	Roman Rubchenko	Jr.	9.8 ppg	5.9 rpg	

1994					
G	Jaime Brandon	Jr.	16.5 ppg	5.7 rpg	
G	Andre Owens	Sr.	9.0 ppg	1.6 rpg	
G	Sean Gipson	Sr.	5.7 ppg	5.1 rpg	
F	Clarence Carter	Jr.	14.6 ppg	6.3 rpg	
F	Lenear Burns	Sr.	9.3 ppg	5.4 rpg	

1993					
G	Mike Hansen	Sr.	5.9 ppg	1.0 rpg	
C	Geert Hammink	Sr.	15.3 ppg	10.2 rpg	
G	Sean Gipson	Jr.	9.2 ppg	4.9 rpg	
F	Andre Owens	Jr.	8.1 ppg	1.9 rpg	
F	Clarence Caesar	Jr.	9.8 ppg	6.2 rpg	

1992					
G	Justin Anderson	Sr.	7.4 ppg	2.5 rpg	
G	Jamie Brandon	Fr.	10.5 ppg	2.5 rpg	
C	Shaquille O'Neal	Jr.	24.1 ppg	14.0 rpg	
F	Vernel Singleton	Sr.	14.3 ppg	6.6 rpg	
F	Clarence Caesar	So.	11.5 ppg	4.8 rpg	

1991					
G	Mike Hansen	So.	12.7 ppg	2.2 rpg	
G	T.J. Pugh	Jr.	6.6 ppg	3.7 rpg	
G	Shawn Griggs	Fr.	8.9 ppg	3.8 rpg	
C	Shaquille O'Neal	So.	27.6 ppg	14.7 rpg	
F	Vernel Singleton	Jr.	15.2 ppg	5.9 rpg	

1990					
G	Chris Jackson	So.	27.8 ppg	2.5 rpg	
G	"Mo" Williamson	So.	12.2 ppg	2.3 rpg	
C	Shaquille O'Neal	Fr.	13.9 ppg	12.0 rpg	
F	Wayne Sims	Jr.	7.8 ppg	4.8 rpg	
F	Stanley Roberts	Fr.	14.1 ppg	9.8 rpg	

1989					
G	Chris Jackson	Fr.	30.2 ppg	3.4 rpg	
G	Lyle Morton	So.	8.2 ppg	3.2 rpg	
F	Wayne Sims	So.	13.3 ppg	7.6 rpg	
F	Vernel Singleton	Fr.	10.8 ppg	7.8 rpg	
F	Ricky Blanton	Sr.	20.3 ppg	8.2 rpg	

1988					
G	Daryl Joe	So.	11.9 ppg	2.7 rpg	
G	Fess Irvin	Sr.	3.6 ppg	1.3 rpg	
F	Ricky Blanton	Jr.	17.0 ppg	8.8 rpg	
F	Jose Vargas	Sr.	14.5 ppg	8.2 rpg	
F	Bernard Woodside	Sr.	5.8 ppg	4.2 rpg	

1987					
G	Daryl Joe	Fr.	8.4 ppg	2.9 rpg	
G	Oliver Brown	Sr.	6.5 ppg	7.3 rpg	
F	Nikita Wilson	Sr.	15.6 ppg	7.0 rpg	
F	Bernard Woodside	Jr.	6.9 ppg	4.0 rpg	
F	Anthony Wilson	Sr.	16.6 ppg	3.6 rpg	

1986					
G	Derrick Taylor	Sr.	13.8 ppg	1.7 rpg	
G	Don Redden	Sr.	13.0 ppg	4.8 rpg	
C	Ricky Blanton	So.	6.3 ppg	4.9 rpg	
F	John Williams	So.	17.8 ppg	8.5 rpg	
F	Jose Vargas	So.	3.0 ppg	2.5 rpg	

1985					
G	Don Redden	Jr.	9.7 ppg	2.9 rpg	
G	Derrick Taylor	Jr.	9.1 ppg	1.7 rpg	
F	Nikita Wilson	So.	15.0 ppg	6.9 rpg	
F	John Williams	Fr.	13.4 ppg	6.6 rpg	
F	Jerry Reynolds	Jr.	11.0 ppg	6.1 rpg	

1984					
G	Derrick Taylor	So.	13.4 ppg	1.7 rpg	
G	John Tudor	Sr.	8.2 ppg	3.6 rpg	
C	Leonard Mitchell	Sr.	11.9 ppg	7.3 rpg	
F	Jerry Reynolds	So.	14.2 ppg	8.2 rpg	
F	Nikita Wilson	Fr.	6.0 ppg	5.2 rpg	

1983					
G	Johnny Jones	Jr.	6.5 ppg	4.0 rpg	
G	John Tudor	Jr.	6.7 ppg	3.1 rpg	
F	Howard Carter	Sr.	17.6 ppg	4.7 rpg	
C	Leonard Mitchell	Jr.	14.7 ppg	9.1 rpg	
F	Jerry Reynolds	Fr.	10.6 ppg	6.2 rpg	

1982					
G	Derrick Taylor	So.	13.4 ppg	1.7 rpg	
G	Johnny Jones	So.	5.0 ppg	1.1 rpg	
G	John Tudor	So.	2.7 ppg	2.9 rpg	
C	Leonard Mitchell	So.	13.9 ppg	7.6 rpg	
F	Howard Carter	Jr.	16.7 ppg	5.6 rpg	

1981					
G	Ethan Martin	Sr.	11.5 ppg	2.9 rpg	
G	Howard Carter	So.	16.0 ppg	4.1 rpg	
C	Greg Cook	Sr.	9.2 ppg	5.3 rpg	
F	Durand Macklin	Sr.	15.9 ppg	9.8 rpg	
F	Leonard Mitchell	Fr.	10.8 ppg	7.2 rpg	

1980					
G	Ethan Martin	Jr.	11.9 ppg	1.9 rpg	
G	Howard Carter	Fr.	10.5 ppg	3.4 rpg	
C	Greg Cook	Jr.	4.4 ppg	5.8 rpg	
F	Durand Macklin	Jr.	17.6 ppg	9.7 rpg	
F	DeWayne Scales	Jr.	16.3 ppg	7.9 rpg	

100 Point Games

1942-43

LSU 101, Camp Livingston 50 (H)

1951-52

LSU 103, Mississippi State 78 (H) - Jan. 14, 1952

1952-53

LSU 124, Southwestern (Tenn.) 33 (H) - Dec. 8, 1952
 LSU 100 (#8), Villanova 94 (Sugar Bowl) - Dec. 29, 1952

1953-54

LSU 128, Louisiana College 74 (H) - Dec. 7, 1953
 LSU 100, Georgia 53 (H) - Jan. 9, 1954

1955-56

LSU 100, Ole Miss 76 (H) - Feb. 6, 1956

1967-68

Florida State 130, LSU 100 (Milw. Cl.) - Dec. 16, 1967
 LSU 111, Mississippi St. 87 (H) - Dec. 22, 1967
 LSU 100, Tulane 91 (A) - Jan. 11, 1968
 LSU 104, Clemson 81 (H) - Jan. 24, 1968

1968-69

LSU 109, Loyola (N.O.) 82 (A) - Dec. 2, 1968
 LSU 101, Oklahoma City 85 (A) - Dec. 28, 1968
 LSU 120, Pittsburgh 79 (H) - Jan. 31, 1969

1969-70

LSU 100, Loyola (N.O.) 87 (H) - Dec. 9, 1969
 LSU 109, Vanderbilt 86 (H) - Dec. 11, 1969
 LSU 111, Clemson 103 (A) - Dec. 20, 1969
 LSU 109, Ole Miss 86 (H) - Jan. 31, 1970
 LSU 109, Mississippi State 91 (H) - Feb. 2, 1970
 Alabama 106, LSU 104 (A) - Feb. 7, 1970
 LSU 127, Tulane 114 (H) - Feb. 9, 1970
 Kentucky 121 (#2), LSU 105 (H) - Feb. 21, 1970
 LSU 103, Ole Miss 90 (A) - Feb. 28, 1970

1970-71

LSU 109, Loyola (N.O.) 103 (A) - Dec. 1, 1970
 LSU 106, Auburn 92 (A) - Jan. 9, 1971
 LSU 107, Alabama 78 (H) - Feb. 6, 1971
 LSU 114, Auburn 94 (H) - Feb. 15, 1971

1971-72

LSU 103, Loyola (N.O.) 85 (H) - Jan. 8, 1972

1972-73

LSU 107, Southern Miss 79 (H) - Feb. 19, 1973

1973-74

LSU 105, Iona 78 (H) - Dec. 22, 1973
 LSU 102, Boston University 64 (H) - Dec. 30, 1973
 LSU 102, Florida 81 (H) - Feb. 9, 1974

1974-75

LSU 105, Duke 95 (Carolina Classic) - Dec. 20, 1974
 LSU 113, St. Peter's 101 (H) - Dec. 27, 1974

1975-76

LSU 109, CCMY 73 (La. Classic) (H) - Nov. 28, 1975
 LSU 100, Ole Miss 75 (H) - Jan. 10, 1976

1976-77

LSU 100, Samford 89 (H) - Dec. 6, 1976
 LSU 101, Montana State 80 (H) - Dec. 27, 1976
 Tennessee 108, LSU 102 (H) - Jan. 15, 1977

1977-78

LSU 120, Tulane 88 (H) - Dec. 7, 1977
 LSU 121, Tennessee 87 (H) - Jan. 9, 1978
 LSU 101, Tennessee 86 (A) - Feb. 6, 1978
 LSU 101, Auburn 85 (OT) (A) - Feb. 20, 1978
 LSU 103, Alabama 85 (H) - March 6, 1978

1978-79

LSU 112 (#14), St. Francis 81 (H) - Nov. 24, 1978
 LSU 109 (#11), Tulane 85 (H) - Dec. 4, 1978
 LSU 100 (#7), Colgate 73 (H) - Dec. 29, 1978

1979-80

LSU 112 (#7), Florida 81 (H) - Dec. 1, 1979
 LSU 104 (#7), New Orleans 78 (H) - Dec. 3, 1979
 LSU 103 (#6), Maine 81 (H) - Dec. 15, 1979

1980-81

LSU 119 (#15), Tulane 81 (H) - Dec. 6, 1980
 LSU 100 (#10), UNC-W 68 (H) - Dec. 29, 1980
 LSU 100 (#4), Lamar 78 (NCAA) (A) - March 14, 1981

1982-83

LSU 115, Cleveland State 77 (H) - Dec. 18, 1982

1983-84

LSU 104 (#11), U.S. Inter. 66 (H) - Jan. 16, 1984

1984-85

LSU 102 (#16), Loyola (IL) 96 (H) - Nov. 28, 1984
 LSU 103 (#18), Utah State 71 (H) - Dec. 28, 1984

1985-86

LSU 101 (#12), Hawaii-Pacific 89 (A) - Dec. 1, 1985

1986-87

LSU 117, Illinois-Chicago 84 (N) - Dec. 30, 1986

1988-89

Louisiana Tech 111, LSU 109 (OT) (H) - Dec. 6, 1988
 LSU 111, Florida 101 (A) - Dec. 10, 1988
 LSU 128, Tennessee-Martin 89 (H) - Dec. 20, 1988
 Illinois 127 (#5), LSU 100 (H) - Dec. 22, 1988
 LSU 101, Morehead State 88 (N) - Dec. 28, 1988
 LSU 104, Auburn 77 (H) - Jan. 7, 1989
 LSU 105, Ole Miss 75 (H) - Feb. 1, 1989
 LSU 104 (#19), Auburn 91 (A) - Feb. 8, 1989
 LSU 122 (#19), Tennessee 106 (H) - Feb. 11, 1989
 Ole Miss 113, LSU 112 (OT) (A) - Feb. 4, 1989

1989-90

LSU 116 (#9), Lamar 76 (H) - Dec. 4, 1989
 LSU 100 (#9), Hardin Simmons 66 (H) - Dec. 30, 1989
 LSU 124 (#11), Texas 113 (N-Houston) - Jan. 2, 1990
 LSU 111 (#11), Tennessee 94 (H) - Jan. 8, 1990
 LSU 101 (#13), Vanderbilt 72 (H) - Jan. 16, 1990
 LSU 107 (#16), UNLV 105 (H) - Jan. 28, 1990
 LSU 148 (#14), Loyola Marymount 141 (#20)(OT) (H) - Feb. 3, 1990
 LSU 119 (#11), Tennessee 113 (A) - Feb. 10, 1990
 LSU 121 (#9), Vanderbilt 108 (A) - Feb. 18, 1990
 LSU 103 (#15), Ole Miss 94 (H) - March 3, 1990

1990-91

LSU 117 (#14), SE Louisiana 68 (H) - Nov. 26, 1990
 LSU 101 (#20), Texas 87 (#22) (H) - Nov. 30, 1990
 LSU 101 (#18), Chapman 68 (H) - Dec. 7, 1990
 LSU 122 (#10), Loyola Marymount 114 (H) - Dec. 20, 1990
 LSU 118 (#15), Nicholls State 76 (H) - Dec. 29, 1990
 LSU 107 (#19), Kentucky 88 (#10)(H) - Feb. 5, 1991
 LSU 119 (19), Tennessee 87 (H) - Feb. 23, 1991

1991-92

LSU 101, Southeastern La. 64 (H) - Dec. 17, 1991
 LSU 159, Northern Arizona 86 (H) - Dec. 28, 1991
 LSU 123, Nicholls State 61 (H) - Dec. 30, 1991
 LSU 115, McNeese State 67 (H) - Jan. 20, 1992
 LSU 100, Ole Miss 69 (H) - Feb. 25, 1992

1993-94

LSU 100, Winthrop 71 (H) - Dec. 28, 1993
 Arkansas 108, (#1) LSU 105 (OT) (H) - March 2, 1994

1994-95

LSU 106, Southeastern Louisiana 80 (H) - Nov. 25, 1994
 LSU 127, George Mason 104 (H) - Dec. 3, 1994
 LSU 113, Troy 78 (H) - Dec. 6, 1994
 LSU 105, Georgia State 70 (H) - Dec. 28, 1994

1995-96

LSU 109, Southern 100 (H) - Nov. 29, 1995
 LSU 104, Louisiana College 65 (H) - Dec. 23, 1995

1999-00

LSU 112, Grambling State 37 (H) - Nov. 20, 1999
 LSU 103, Wyoming 86 (N) - Nov. 27, 1999

2002-03

LSU 112, (#23), Centenary 65 (H) - Jan. 15, 2003

2004-05

LSU 113, Ohio State 101 (2OT) (H) - Jan. 15, 2005

2005-06

LSU 104, Nicholls State 57 (H) - Nov. 21, 2005

2012-13

LSU 102, Northwestern State 95 (H) - Nov. 20, 2012

2015-16

LSU 119, North Florida 108 (H) -- Dec. 12, 2015
 LSU 100, Oral Roberts 77 (H) -- Dec. 19, 2015

2017-18

LSU 105, Samford 86 (H) -- Nov. 16, 2017
 LSU 104, North Florida 52 (H) -- Dec. 22, 2017

100 Point Facts

- LSU record when LSU scores 100 or more points: 101-8 (92.7%)
- LSU has won 39 of the last 40 games when scoring 100 or more points, including the last 16.
- LSU record when opponents score 100 points or more: 14-77 (15.4%)
- LSU record when both teams score 100 points in the same game: 16-10 (61.5%)

100 Point Games by Coaches

COACH	TOT	W-L
Will Wade	2	2-0
Johnny Jones	3	3-0
John Brady	5	5-0
Dale Brown	71	66-5
Press Maravich	21	18-3
Harry Rabenhorst	6	6-0
Dale Morey	1	1-0

Most 100 Point Games by Year, Record

1989-90	10	10-0
1988-89	10	7-3
1969-70	9	7-2
1990-91	7	7-0
1991-92	5	5-0
1977-78	5	5-0
1994-95	4	4-0
1967-68	4	3-1

Overtime Games

DATE	SCORE	SITE
01/13/41	Alabama 36, LSU 32	Tuscaloosa, Ala.
02/27/42	Alabama 45, LSU 31	Louisville, Ky.
03/04/50	Tennessee 81, LSU 79	Louisville, Ky.
01/08/55	Georgia 76, LSU 70	Athens, Ga.
02/12/55	Georgia Tech 79, LSU 72	Baton Rouge
12/08/56	Loyola (N.O.) 77, LSU 73	Baton Rouge
01/18/57	Tulane 66, LSU 64	Baton Rouge
12/10/59	Loyola (N.O.) 66, LSU 65	Baton Rouge
12/3/60	Duke 80, LSU 74	Durham, N.C.
12/16/60	LSU 73, Texas Tech 69	Lubbock, Texas
12/29/60	Furman 56, LSU 55 (3ot)	Greenville, S.C.
12/21/61	Arkansas 84, LSU 81	Shreveport
01/07/63	Georgia 76, LSU 67	Athens, Ga.
01/12/63	LSU 61, Tennessee 60	Baton Rouge
12/09/66	Loyola (N.O.) 87, LSU 86 (2ot)	New Orleans
01/14/67	Alabama 76, LSU 74	Tuscaloosa, Ala.
02/10/68	LSU 93, Florida 92	Baton Rouge
12/14/68	Tulane 101, LSU 99 (2ot)	Baton Rouge
12/18/68	LSU 93, Florida 89	Baton Rouge
02/01/69	Ole Miss 84, LSU 81	Baton Rouge
03/08/69	LSU 90, Georgia 80 (2ot)	Athens, Ga.
01/02/71	USC 80, LSU 76	Los Angeles, Calif.
02/12/72	Alabama 103, LSU 99 (4ot)	Tuscaloosa, Ala.
1/19/74	Alabama 80, LSU 79	Baton Rouge
02/16/74	Miss. State 87, LSU 84	Baton Rouge
02/22/75	LSU 96, Georgia 90	Baton Rouge
02/05/77	Alabama 77, LSU 70	Baton Rouge
01/02/78	Miss. State 84, LSU 82	Starkville, Miss.
02/11/78	LSU 95, Kentucky 94	Baton Rouge
02/20/78	LSU 101, Auburn 95	Auburn, Ala.
01/20/79	LSU 70, Ole Miss 69	Oxford, Miss.
02/10/79	LSU 88, Florida 82	Gainesville, Fla.
01/12/80	Georgia 73, LSU 72 (2ot)	Athens, Ga.
02/06/80	LSU 68, Alabama 66	Tuscaloosa, Ala.
02/24/80	Kentucky 76, LSU 74	Baton Rouge
11/28/81	UNLV 83, LSU 79	Las Vegas, Nev.
03/11/83	Tenn. 74, LSU 71 (SECT)	Birmingham, Ala.
03/16/83	UNO 99, LSU 94 (NIT)	Baton Rouge
02/04/84	LSU 69, Georgia 68	Baton Rouge
02/06/84	LSU 61, Tennessee 59	Baton Rouge
02/17/84	Alabama 51, LSU 49	Tuscaloosa, Ala.
03/11/84	Alabama 72, LSU 70	Nashville, Tenn.
03/13/86	LSU 94, Purdue 87 (2ot-NCAA)	Baton Rouge
01/10/87	Georgia 64, LSU 63	Baton Rouge
02/04/87	LSU 82, Ole Miss 75	Baton Rouge
03/07/87	LSU 89, UGA 88 (2ot-SECT)	Atlanta, Ga.
01/09/88	LSU 69, Ole Miss 61	Oxford, Miss.
12/06/88	La. Tech 111, LSU 109	Baton Rouge
03/04/89	Ole Miss 113, LSU 112	Oxford, Miss.
01/04/90	Miss. St. 87, LSU 80	Starkville, Miss.
01/24/90	Georgia 94, LSU 92	Baton Rouge
02/03/90	LSU 148, Loyola Marymount 141	Baton Rouge
03/03/92	Arkansas 106, LSU 92	Fayetteville, Ark.
01/13/93	LSU 84, Miss. State 76	Starkville, Miss.
12/04/93	LSU 95, Nicholls St. 90	Baton Rouge
03/02/94	Arkansas 108, LSU 105	Baton Rouge
01/21/95	LSU 87, Ole Miss 81	Baton Rouge
12/07/96	Louisville 93, LSU 87	Anaheim, Calif.
01/08/97	LSU 88, Florida 82	Baton Rouge
12/19/98	LSU 63, Texas 61	Baton Rouge
02/10/99	Alabama 72, LSU 71 (3ot)	Tuscaloosa, Ala.
02/13/01	Florida 91, LSU 74	Baton Rouge
02/28/01	LSU 78, Ole Miss 77	Baton Rouge
11/23/01	Weber State 75, LSU 74	Hilo, Hawaii
02/13/02	LSU 68, Miss. State 65	Baton Rouge
12/18/04	Southern Miss 88, LSU 84	Biloxi, Miss.
01/15/05	LSU 113, Ohio St. 101 (2ot)	Baton Rouge
01/19/05	LSU 66, Arkansas 63	Baton Rouge
03/12/05	Kentucky 79, LSU 78 (SECT)	Atlanta, Ga.
11/26/05	LSU 71, WVU 68	Morgantown, WVa.
03/25/06	LSU 70, Texas 60 (NCAAT)	Atlanta, Ga.
12/10/06	Texas 76, LSU 75	Houston, Texas
03/08/07	LSU 76, Tennessee 75 (SECT)	Atlanta, Ga.
11/21/07	Arizona State 87, LSU 84	Lahaina, Maui
02/11/09	LSU 97, Miss. St. 94 (2ot)	Starkville, Miss.
12/22/09	Wash. State 73, LSU 72	Seattle, Wash.
12/13/10	Coastal Carolina 78, LSU 69	Baton Rouge
12/16/10	LSU 78, McNeese 66	Baton Rouge
11/23/11	South Alabama 79, LSU 75	Baton Rouge
01/17/12	LSU 65, Auburn 58	Baton Rouge
02/14/12	LSU 69, Miss. State 67	Baton Rouge
02/29/12	Tennessee 74, LSU 69	Baton Rouge
01/16/13	South Carolina 82, LSU 73	Baton Rouge
02/23/13	LSU 97, Alabama 94 (3ot)	Baton Rouge
12/01/13	LSU 70, Butler 68	Orlando, Fla.

1/15/14	Ole Miss 88, LSU 74	Oxford, Miss.
2/22/14	Kentucky 77, LSU 76	Lexington, Ky.
11/18/14	LSU 69, Texas Tech 64	Baton Rouge
1/8/15	Missouri 74, LSU 67	Columbia, Mo.
1/10/15	LSU 87, Georgia 84 (2 ot)	Baton Rouge
1/24/15	LSU 79, Vanderbilt 75	Nashville, Tenn.
3/13/15	Auburn 73, LSU 70 (SECT)	Nashville, Tenn.
11/24/15	NC State, 83, LSU 72	Brooklyn, N. Y.
12/13/15	Houston 105, LSU 98	Houston, Texas
2/28/18	South Carolina 83, LSU 74	Columbia, SC
11/23/18	Florida State 79, LSU 76	Orlando, Florida
1/12/19	LSU 94, Ark. 88	Fayetteville, Arkansas
1/26/19	LSU 86, Missouri 80	Columbia, Missouri
2/6/19	LSU 92, Miss. St. 88	Starkville, Miss.
2/20/19	Florida 82, LSU 77	Baton Rouge
2/23/19	LSU 82, Tennessee 80	Baton Rouge
3/6/19	LSU 79, Florida 78	Gainesville, Florida

Overtime Record **44-58 (43.1%)**

At Home	25-21 (54.3%)
On Road	15-22 (40.5%)
Neutral	4-15 (21.0%)

Coaches Overtime Records

COACH	TOT	W-L
Will Wade	8	5-3
Johnny Jones	12	5-7
Trent Johnson	8	4-4
John Brady	15	8-7
Dale Brown	36	17-19
Press Maravich	9	3-6
Jay McCreary	7	2-5
Harry Rabenhorst	7	0-7

Single, Double, Triple Quadruple OT Games

Single Overtime Games --	37-52 (41.6%)
2 OT Games --	6-3 (66.7%)
3 OT Games --	1-2 (33.3%)
4 OT Game --	0-1 (00.0%)

Most Overtimes In A Season

2018-19 --	7, 5-2 record
2014-15 --	5, 3-2 record
2011-12 --	4, 2-2 record
2004-05 --	4, 2-2 record
1983-84 --	4, 2-2 record
1968-69 --	4, 2-2 record

Comeback Wins

LSU Rallies

The following are the 61 games in which LSU rallied to win from at least a 5-point halftime deficit (2019 to 1981):

DATE	OPPONENT	LSU HALFTIME DEFICIT	LSU WINS BY SCORE OF
2018-19			
Feb. 6, 2019	at Miss. State	-8	92-88 OT
Feb. 12, 2019	at Kentucky	-8	73-71
Feb. 23, 2019	Tennessee	-5	82-80 OT
2016-17			
Dec. 13, 2016	NC Central	-7	70-66
Jan. 4, 2017	at Mizzou	-5	88-77
2015-16			
Dec. 13, 2015	North Florida	-8	119-108
Jan. 23, 2016	at Alabama	-5	72-70
2014-15			
Jan. 24, 2015	at Vandy	-5	79-75
Dec. 18, 2014	at UAB	-6	79-70
Dec. 4, 2014	at #16 W. Virginia	-5 (down 14 2H)	74-73
Nov. 18, 2014	Texas Tech	-12	69-64 OT
2013-14			
March 6, 2014	at Vanderbilt	-8	57-51
2012-13			
Feb. 23, 2013	Alabama	-5	97-94 3 OT
Feb. 2, 2013	at Mississippi State	-14	69-68
Nov. 29, 2012	Seton Hall	-12	72-67
2011-2012			
Feb. 14, 2012	Mississippi State	-13	69-67 OT
Dec. 3, 2011	at Rutgers	-5	55-50
Nov. 29, 2011	at Houston	-8	59-58
2009-10			
Dec. 12, 2009	Northwestern State	-6	73-62
2008-09			
Feb. 18, 2009	at Arkansas	-6	72-69
Feb. 14, 2009	Ole Miss	-5	73-66
Dec. 22, 2008	McNeese State	-7	62-59
2007-08			
March 5, 2008	Alabama	-7	80-74
Nov. 20, 2007	Chaminade	-5	78-72
2006-07			
Dec. 2, 2006	at Tulane	-16	74-67
2005-06			
March 15, 2006	Iona (NCAA)	-5	80-64
Feb. 28, 2006	at South Carolina	-6	64-61
Feb. 25, 2006	Kentucky	-5	71-67
2004-05			
Feb. 24, 2005	at Auburn	-6	77-64
2003-04			
March 3, 2004	Ole Miss	-11	58-45
2001-02			
Feb. 27, 2002	Ole Miss	-7	59-56

Feb. 13, 2002	Mississippi State	-15	68-65 OT
2000-01			
Feb. 28, 2001	Ole Miss	-5	78-77 OT
1998-99			
Feb. 17, 1999	South Carolina	-9	60-56
1997-98			
Dec. 19, 1998	Texas	-10	63-61 OT
1996-97			
Jan. 8, 1997	Florida	-6	88-82 OT
Dec. 28, 1996	Fresno State	-11	79-75
Nov. 29, 1996	Iona	-7	70-60
1995-96			
Dec. 19, 1995	Centenary	-9	65-63
1994-95			
Jan. 21, 1995	Ole Miss	-5	87-81 OT
Jan. 17, 1995	at Alabama	-5	74-61
1993-94			
Dec. 4, 1993	Nicholls State	-7	95-90 OT
1992-93			
Jan. 2, 1993	Drake	-12	94-86
1991-92			
Jan. 3, 1992	Texas (Superdome)	-5	84-83
Nov. 22, 1991	Louisiana-Monroe	11	77-76
1989-90			
Feb. 21, 1990	Alabama	-6	75-69
1988-89			
Jan. 25, 1989	at Georgia	-17	80-79
Jan. 14, 1989	at Kentucky	-7	64-62
1987-88			
Feb. 17, 1988	Georgia	-5	63-62
Jan. 13, 1988	at Tennessee	-7	52-51
Dec. 12, 1987	Maryland	-6	55-54
1986-87			
Feb. 25, 1987	Mississippi State	-6	55-46
1985-86			
March 15, 1986	Memphis	-6	83-81
Dec. 17, 1985	at Texas	-7	72-65
1984-85			
Feb. 14, 1985	at Tennessee	-6	87-82
Jan. 12, 1985	Tennessee	-9	75-65
Dec. 30, 1984	Alabama	-6	63-61
1983-84			
Feb. 4, 1984	Georgia	-12	69-68
Nov. 26, 1983	at New Orleans	-9	67-59
1980-81			
March 5, 1981	Florida (SECT)	-7	83-75
Jan. 14, 1981	at Alabama	-6	59-56

Buzzer Beaters/Biggest Wins

Here are LSU games that were decided on a made shot in the final five seconds. (Information taken from game play-by-plays available since the 1999-2000 season.)

2018-19

LSU 69, Maryland 67 – March 23, 2019—Jacksonville, Florida (NCAA 2nd rd.)

Tremont Waters delivered a scoop-to-the-hoop layup with three seconds to play to give LSU the victory and send the Tigers to the NCAA Sweet 16 round.

LSU 82, Tennessee 80 – Feb. 23, 2019 – Baton Rouge, Louisiana

LSU scored with six seconds left in overtime to tie the game for the 11th time ... Tennessee came down and missed a three-point attempt and LSU got the rebound and Javonte Smart was fouled with a second to play. He hit two free throws for the difference in the game.

LSU 73, Kentucky 71 – Feb. 12, 2019—Lexington, Kentucky

Kentucky tied the game with two free throws with six seconds remaining. Skylar Mays drove the length of the floor, missed a layup, but Kavell Bigby-Williams tipped in a rebound just before the buzzer sounded for the road victory.

Florida St. 79, LSU 76 – Nov. 23, 2018 – Lake Buena Vista, Florida

Mfiondu Kabengele hit a three-pointer with two seconds left for the win after LSU tied the game for the 12th time with 11 seconds remaining in overtime.

2017-18

LSU 69, Texas A&M 68 – Jan. 6, 2018 – College Station, Texas

Tremont Waters hit a three-pointer with 0.7 to play for LSU's first SEC win in the Will Wade era ... Waters had made a three-pointer with 12 seconds left to cut A&M lead to 68-66 to set up the final shot when LSU got the ball back after A&M missed two free throws.

2016-17

UGA 82, LSU 80 – Feb. 25, 2017 – Athens, Georgia

J. J. Frazier makes two free throws (1.6 left to play) and Derek Ogbeide added one free throw in the final second of the contest.

2015-16

Oklahoma 77, LSU 75 – Jan. 30, 2016 – Baton Rouge, La.

Isaiah Cousins jumper with 3.8 to play.

LSU 76, Arkansas 74 – Jan. 16, 2016 – Baton Rouge, La.

Craig Victor II's layup following a missed three-pointer with 4.2 left in the game was the difference.

2014-15

NC State 66, LSU 65 – March 19, 2015 – Pittsburgh, Pennsylvania (NCAA)

Beejay Anya's basket with 0.1 to play was the difference in the first-round NCAA Tournament game.

LSU 81, Arkansas 78 – March 7, 2015 – Fayetteville, Arkansas

Keith Hornsby hits a corner three-pointer at the buzzer in the regular season finale.

2013-14

Kentucky 77, LSU 76 (ot) – February 22, 2014 – Lexington, Kentucky

Julius Randle scores a put back basket with 3.9 seconds left in overtime to get the win.

2012-13

LSU 69, Mississippi State 68 – Feb. 2, 2013 – Starkville, Mississippi

Anthony Hickey hits an eight-foot runner with three seconds to play to get LSU the win

2011-12

LSU 69, Mississippi State 67 – Feb. 14, 2012 – Baton Rouge

Anthony Hickey scores in the lane with 1.4 seconds remaining in overtime for the victory.

LSU 59, Houston 58 – Nov. 29, 2011 – Houston, Texas

Storm Warren makes two free throws with 1.2 seconds to play after being fouled on an offensive rebound.

2007-08

LSU 81, Auburn 80 – January 30, 2008 – Auburn, Alabama

Marcus Thornton hit a game-winning three pointer with 3.8 seconds, finishing with 38 points.

2006-07

Georgia 57, LSU 54 – January 28, 2007 – Athens, Georgia

Levi Stukes hits a three-point field goal with 0.6 seconds left to give Georgia the victory.

2005-06

LSU 58, Texas A&M 57 – March 18, 2006 – Jacksonville, Florida (NCAA 2nd Rd)

Darrel Mitchell made a long three-pointer with 3.9 seconds remaining to rally LSU past the Aggies.

2004-05

LSU 61, Alabama 59 – February 21, 2005 – Baton Rouge

Sophomore Ross Neltner tipped in a Brandon Bass miss just before the buzzer to give LSU the victory.

2002-03

Auburn 56, LSU 54 – February 7, 2003 – Auburn, Alabama

Nathan Watson hits a three-point field goal with 4.1 seconds remaining to give the home Tigers the win.

2001-02

Alabama 76, LSU 74 – January 5, 2002 – Tuscaloosa, Alabama

Terrance Meade makes two free throws with two seconds to play to give Alabama the win.

Weber State 75, LSU 74 – November 23, 2001 – Hilo, Hawaii

In first round match of the Big Island Invitational, Weber State scores a post bucket in the final second of overtime to get past LSU.

2000-01

LSU 78, Ole Miss 77 – February 28, 2001 – Baton Rouge

LSU scores the last nine points of overtime as Collis Temple III scores with five seconds to play.

LSU 61, Houston 59 – November 28, 2000 – Houston, Texas

Torris Bright's basketball with less than a second left in the contest is the winner.

BIGGEST WINS vs. COLLEGE OPPONENTS

91	124-33	vs. Southeastern (TN)	12/8/1952
89	95-6	vs. Millsaps (H)	2/5/1917
75	112-37	vs. Grambling (H)	11/20/1999
73	159-86	vs. Northern Ariz. (H)	12/28/1991
62	123-61	vs. Nicholls (H)	12/30/1991
62	74-12	vs. Loyola (NO) (H)	1/10/1921
60	98-38	vs. Birmingham-So. (H)	12/5/1952
60	80-20	vs. Sewanee (H)	1/5/1934
56	66-10	vs. Millsaps (H)	2/16/1918
56	69-13	vs. UL-Lafayette (H)	12/21/1919
54	99-45	vs. Denison (H)	1/1/1987
54	128-74	vs. La. College (H)	12/7/1953
53	61-8	vs. UL-Lafayette (H)	2/11/1921
52	104-52	vs. North Florida (H)	12/22/2017
51	60-9	vs. Sewanee (H)	1/6/1934
49	117-68	vs. Southeastern (H)	11/26/1990
48	115-67	vs. McNeese (H)	1/20/1992
48	64-16	vs. Spring Hill (H)	2/3/1920
47	104-57	vs. Nicholls (H)	11/21/2005
47	112-65	vs. Centenary (H)	1/15/2003
47	100-53	vs. Georgia (H)	1/9/1954
46	87-41	vs. Grambling (H)	12/13/2008
46	66-18	vs. Jefferson College (H)	2/1/1919
46	57-11	vs. Millsaps (A)	2/21/1917
45	74-29	vs. Tulane (N-Louisville)	2/28/1946
45	65-20	vs. Tulane (H)	2/22/1935
44	68-24	vs. Nicholls (H)	11/22/2002
44	97-53	vs. Ole Miss (A)	2/16/2000
44	63-20	vs. La. College (H)	1/30/1920
44	61-17	vs. St. Charles (A)	1/11/1918
43	88-45	vs. Southern (H)	11/30/2007
43	92-49	vs. Nicholls (H)	12/22/2000
43	92-49	vs. ULM (H)	11/20/2000
42	78-36	vs. Centenary (H)	11/24/2010
42	96-54	vs. Nicholls (H)	11/17/2006
42	118-76	vs. Nicholls (H)	12/29/1990
42	73-31	vs. Miss. State (H)	2/8/1946
41	91-50	vs. Incarnate Word (H)	12/9/2018
41	94-53	vs. UNO (H)	12/13/2005
41	85-44	vs. Centenary (H)	1/17/2001
41	120-79	vs. Pittsburgh (H)	1/31/1969
41	59-18	vs. Ole Miss (H)	2/14/1939
41	64-23	vs. Tulane (H)	2/23/1935

All-Americans/SEC POY/SEC FOY

The following LSU players were named to a first, second or third All-America team at some point in their college careers. Eight LSU players (Sparky Wade, Bobby Lowther, Bob Pettit, Pete Maravich, Durand "Rudy" Macklin, Chris Jackson, Shaquille O'Neal, Glen Davis) were designated first-team All-Americans at some point in their career. Gary K. Johnson of NCAA bases the following list on A-A research. Players are listed with the year and the organization that named them an All-American.

1935

Malcolm "Sparky" Wade
1st team Converse Yearbook

1946

Bobby Lowther
1st team Helms Foundation

1952

Bob Pettit
2nd team Associated Press
2nd team United Press International
2nd team Helms Foundation
4th team Converse Yearbook

1953

Bob Pettit
1st team Helms Foundation
2nd team Associated Press
2nd team United Press International
2nd team Look Magazine
2nd team International News Service
2nd team Newspaper Enterprises Assoc.
2nd team Colliers (Basketball Coaches)
3rd team Converse Yearbook

1954

Bob Pettit
1st team Associated Press
1st team United Press International
1st team International News Service
1st team Colliers (Basketball Coaches)
1st team Converse Yearbook
1st team Helms Foundation
1st team Tempo Magazine
1st team NABC
2nd team Newspaper Enterprises Assoc.
3rd team Look Magazine

1956

Roger Sigler
2nd team Helms Foundation

1968

Pete Maravich
1st team Associated Press
1st team NABC
1st team USBWA
1st team United Press International
1st team Sporting News
1st team Converse Yearbook

1969

Pete Maravich
1st team Associated Press
1st team NABC
1st team USBWA
1st team United Press International
1st team Sporting News
1st team Converse Yearbook

1970

Pete Maravich
1st team Associated Press
1st team NABC
1st team USBWA
1st team United Press International
1st team Sporting News
1st team Converse Yearbook

1979

Al Green
2nd team Converse Yearbook

1980

Durand "Rudy" Macklin
1st team Converse Yearbook
2nd team Sporting News

1981

Durand "Rudy" Macklin
1st team USBWA
1st team Converse Yearbook
1st team John Wooden Award
2nd team United Press International
3rd team Basketball Times

Ethan Martin

3rd team Basketball Times

1982

Howard Carter
2nd team Converse Yearbook

1983

Howard Carter
2nd team Converse Yearbook

1989

Chris Jackson
1st team Associated Press
1st team United Press International
1st team USBWA
1st team Sporting News
2nd team NABC
2nd team Basketball Times

1990

Chris Jackson
1st team Associated Press
1st team NABC
1st team USBWA
1st team John Wooden Award
2nd team United Press International
2nd team Sporting News
2nd team Basketball Times

1991

Shaquille O'Neal
1st team Associated Press
1st team United Press International
1st team NABC
1st team USBWA
1st team Sporting News
1st team Basketball Times
1st team John Wooden Award

1992

Shaquille O'Neal
1st team Associated Press
1st team United Press International
1st team NABC
1st team USBWA
1st team Sporting News
1st team Basketball Times
1st team John Wooden Award

2000

Stromile Swift
2nd team USBWA
2nd team Basketball Times
3rd team Associated Press
3rd team NABC

2006

Glen Davis
1st team John Wooden Award
1st team CollegeInsider.com
2nd team Associated Press

2009

Marcus Thornton
2nd team Rivals.com

2016

Ben Simmons
1st team USBWA
1st team NABC
2nd team AP
2nd team Sporting News

SEC Players, Freshman of Year

1968

Pete Maravich
Player of the Year

1969

Pete Maravich
Player of the Year

1970

Pete Maravich
Player of the Year

1981

Durand "Rudy" Macklin
Player of the Year

1989

Chris Jackson
Player of the Year

1990

Chris Jackson
Player of the Year

1991

Shaquille O'Neal
Player of the Year

1992

Shaquille O'Neal
Player of the Year

2000

Stromile Swift
Player of the Year

2004

Brandon Bass
Freshman of the Year

2005

Brandon Bass
Player of the Year

Glen Davis

Freshman of the Year

2006

Glen Davis
Player of the Year

Tyrus Thomas
Freshman of the Year

2009

Marcus Thornton
Player of the Year


2016

Ben Simmons
Freshman of the Year



Marcus Thornton

Bob Pettit



Bob Pettit once said of himself as a youngster who would grow up to be a collegiate All-American and a force in the National Basketball Association:

“The greatest thing that ever happened to me is that when I first picked up a basketball I was terrible. If things come naturally, you might not bother to work at improving them, and you can fall short of your potential.”

Being terrible meant being gangly and not very good. He was tall, but he wasn’t able to yet make the moves that made him a future star. He was the last man on the junior varsity his freshman year at Baton Rouge High. As a sophomore, he was cut from the varsity. But because of that, he took his interest in basketball to heart and began to work hour- after-hour in back of his house in Baton Rouge.

As a 6-4 junior, he began to be noticed. His skills were still raw and undeveloped, but his size made him worth a second glance. He grew to 6-7 as a junior, and BRHS won the state championship.

Pettit once wrote: “Teammates. . . were miles ahead of me in all-around ability, but college scouts gave me the big rush act because I was

six-seven by then. Fifteen schools offered me the standard scholarship.”

LSU fans loved what they saw in Pettit, and he didn’t disappoint. Here was a three-time First-Team All-SEC member who led his Tigers to a second place finish in 1952, conference titles in 1953 and 1954 and the NCAA Final Four in 1953.

He led the league in scoring all three years, with the highest averages seen to date in the league: 25.5 points in 1952, 24.9 in 1953 and 31.4 points per game in 1954. At the same time, he was averaging 13.1 (1952), 13.9 (1953) and an LSU best 17.3 (1954) rebounds per game. Only Pete Maravich and Chris Jackson would also break the 30-point average barrier at LSU.

Coach Cliff Wells of Tulane summed up Bob Pettit’s days at LSU, “He’s the best big man in college basketball today, and I’ve seen them all.” LSU Coach Harry Rabenhorst called him, “the greatest LSU player since Sparky Wade.”

He was a first round draft choice in 1954 of the then Milwaukee Hawks. Pettit played his entire 11-year career with the Hawks, moving with the club to St. Louis in 1955. He wrote nearly every record in the Hawks’ record book and was a four-time MVP of the annual NBA All-Star game. He led the Hawks to the 1958 NBA Championship and five NBA Finals.


In 1954, his number 50 was retired at LSU, the first number in any sport retired in Tiger Town. In 1964, he became the first NBA player to exceed the 20,000-points scored barrier. In 1970, he was elected to the Basketball Hall of Fame and in 2006 to the National Collegiate Basketball Hall of Fame.

“Those were great years at LSU,” Pettit once said. “They were such great years. I couldn’t have asked for anything better than my four years at LSU. I received my degree in Business, played the sport I loved and made so many friends.”

In 2009, he was honored again by the school he loved and continues to support as he was named one of the members of LSU’s “All-Century Team.”

Pettit still lives in South Louisiana and can be seen several times a season watching his Tigers play at the Maravich Center. He was back for a special weekend in 2013, honoring the 60th anniversary of the LSU 1953 NCAA Final Four team.

In February 2016, Pettit and his family unveiled a statue forever honoring his great basketball accomplishments.



**LSU All-American
1953, 1954**

**First LSU Player to Have
Number Retired
1954**

**Member of Naismith
Basketball Hall of Fame
1971**

**Member of NBA 50-Year Top
50
1997**

**Member of LSWA Top 25
Louisiana Athletes of the
Century
1999**

**Member First-Team LABC All-
Louisiana Team of the Century
1999**

**1999 Living Legend for LSU at
SEC Basketball Tournament**

**Member National Collegiate
Basketball Hall of Fame
2006**

**Member of LSU’s “All Century
Team”
2009**

**Pettit statue dedicated in
front of PMAC practice facility,
February 2016**

Pettit's Career Statistics

YEAR	GMS	FGM	FGA	PCT.	FTM	FTA	PCT.	REB.	PTS.	AVG.
1951-52	24	247	563	.439	118	199	.593	315	612	25.5
1952-53	21	193			133	217	.613	292	519	24.7
1953-54	25	281	573	.489	223	308	.740	432	785	31.4
TOTALS	70	721			474	724	.655	1039	1916	27.4

Pete Maravich

Pete Maravich was billed as the one who would put Louisiana basketball on the map from the first day he joined his father Press at LSU. People weren't disappointed. His freshman year they packed the old John M. Parker Agricultural Center (known as the "Cow Palace") to watch the freshman team and then left quickly as the varsity Tigers won just three games in 1967.

By Pete's senior year, the Tigers would improve to 20-8 and wind up in New York City at the National Invitation Tournament, a fitting place for the big-city Maravich Show to close its LSU run.


To those who never saw him play live, but only watched what few games were on television or listened on radio, the Maravich story at LSU may seem larger than life. But his skills were perfected through hours and hours of repetitious drills at all hours of the day and night and in all kinds of settings.

Maravich ended up receiving the richest contract ever offered a college player at the time to sign with the Atlanta Hawks (\$1.9 million), but during his 10-year career with the Hawks, the New Orleans and Utah Jazz and the Boston Celtics, his dream of a championship wasn't fulfilled. Pete was finding that life wasn't very fulfilling either.

There were hard times when he went in search of something to make his life complete. He had money, he had fame. He didn't have real happiness. But in 1982, Pistol Pete accepted Jesus Christ.

He began enjoying life, enjoying times with his wife and children. Television executives were discovering his knowledge of the game again as a color commentator and best of all for LSU fans, a rift that grew between star and college had diminished and was forgotten.

But the Pistol's life suddenly ended on Jan. 5, 1988, just over a month after appearing at the Assembly Center for an emotional ceremony to formally present a portrait of Pete and his father to him.



Maravich's Records and Highlights

- All-Time NCAA Career Scoring Leader with 3,667 points, an average of 44.2 points for 83 games.
- Ranks first, fourth and fifth for most points in a single season in NCAA history. Averaged 44.5 points in 1970, 44.2 points in 1969 and 43.8 points in 1968.
- Scored 69 points vs. Alabama, Feb. 7, 1970.
- Led LSU to the NIT Final Four in 1970, its first postseason appearance in 16 years.
- Unanimous first-team All-American in 1968, 1969, 1970.
- Naismith Award winner in 1970.
- Member of the National Basketball Association Hall of Fame after 10-year career with Atlanta Hawks, New Orleans and Utah Jazz and Boston Celtics.



LSU All-American
1968, 1969, 1970

National Player of the Year
1969, 1970

Third LSU Player to Have Number Retired
1970

Member of Naismith Basketball Hall of Fame
1987

Member of NBA 50-Year Top 50
1997

Member of LSWA Top 25 Louisiana Athletes of the Century
1999

Member First-Team LABC All-Louisiana Team of the Century
1999

Member Sport Magazine's Top 10 Men's College Players of the Century
1999

Member of National Basketball Association Hall of Fame

Honored as 2003 "Legend" at the SEC Basketball Tournament


Member of National Collegiate Basketball Hall of Fame
2006

Member of LSU's "All Century Team"
2009

Maravich's Career Statistics

YEAR	G	FG	FGA	PCT.	FT	FTA	PCT.	REB.	AVG.	PF-D	AST.	PTS-AVG.
1967-68	26	432	1022	.422	274	338	.810	195	7.5	85-5	105	1138-43.8
1968-69	26	433	976	.444	282	378	.746	169	6.5	77-2	128	1148-44.2
1969-70	31	522	1168	.447	337	436	.773	164	5.3	89-0	192	1381-44.5
TOTALS	83	1387	3166	.438	893	1152	.775	528	6.4	251-7	425	3667-44.2

Shaquille O'Neal



Shaquille O'Neal brought LSU to new heights during his three years with the Tigers, and the 7-1 center became a national celebrity in the days of saturation coverage of basketball by the media. But he earned his celebrity status with great play and an intimidation factor that made him the envy of coaches throughout the country.


After leaving LSU in April 1992, he was the number one pick of the National Basketball Association by the Orlando Magic and signed a multi-year contract estimated at over \$40 million. In 1996, as a free agent, he signed with the Los Angeles Lakers. Following the 2004 season, O'Neal was traded to the Miami Heat. He also played in Phoenix, Cleveland and Boston before retiring after the 2011 season. He presently serves as a studio analyst for TNT Sports.

O'Neal's Records and Highlights

- Two-time consensus Southeastern Conference Player of the Year and first-team All-American, 1991-1992. Most Valuable Player on SEC Coaches Defensive Team, 1991-1992.
- National Player of the Year as chosen by the Associated Press (Rupp Award), United Press International, L. A. Gear and Sports Illustrated,

1991. Winner of the Tanqueray World Amateur Athlete of the Year Award, 1991. Southeastern Conference Athlete of the Year, 1991-1992. National Player of the Year as chosen by L. A. Gear, 1992 and runner-up for the Naismith Award and the John Wooden Award, 1992.

- Set SEC record for most blocks in a season three consecutive years (115-1990, 140-1991, 157-1992). Set SEC record for career blocks with 412. Blocked five or more shots in a game 45 times in 90 career games.
- Set SEC single game record with 12 blocks against Loyola Marymount in Feb. 1990. Blocked 11 shots against Brigham Young in the first round of the NCAA Tournament, setting a then-tournament standard for a single game, 1992.
- Averaged a national sophomore record 5.0 blocked shots a game, 1991. National leader in blocked shots (5.2 average), 1992.
- National leader in rebounding (14.7 average), 1991. Second nationally in rebounding (14.0 average), 1992.
- First player to lead the Southeastern Conference in scoring, rebounding, field goal percentage and blocked shots in the same season, 1991. Led SEC in rebounding, field goal percentage, blocked shots and second in scoring, 1992. First player to lead the SEC in rebounding three straight seasons since Charles Barkley of Auburn, 1982-84.
- Finished with 1,217 rebounds, seventh all-time in the Southeastern Conference, second all-time at LSU.
- Finished with 1,941 points, fourth all-time at LSU behind only Pete Maravich (3,667-1967-70), Durand Macklin (2,080-1976-78; 79-81) and Howard Carter (1,942-1979-83).
- Career field goal percentage of 61.0 percent is second all-time at LSU and in the SEC (minimum 1,000 attempts).
- Had six career triple-doubles (points, rebounds and blocks in same game).
- Was the third LSU player (Pete Maravich and Chris Jackson) to have at least two 700-plus point seasons at LSU.
- Was the first LSU player to record back-to-back 400-plus rebound seasons.



**LSU All-American
1991, 1992**

**National Player of the Year; World Amateur Athlete of the Year
1991**

**SEC Athlete of the Year
1991, 1992**

**Olympic Gold Medalist
1996**

**Member of NBA 50-Year Top 50
1997**

**Fourth LSU Player to Have Number Retired
2000**

**Graduated from LSU
December 2000**

**Member of LSU's "All Century Team"
2009**

**"Shaq" statue dedicated in front of PMAC practice facility
September 2011**

**Inducted Louisiana Sports Hall of Fame
June 2013**

**Inducted College Basketball Hall of Fame
November 2014**

**Inducted Naismith Memorial Basketball Hall of Fame
September 2016**

O'Neal's Career Statistics

YEAR	G/GS	FG/FGA	PCT	FT/FTA	PCT	PTS	AVG	REB	AVG	PF/D	AST	TO	BLK	STL
1989-90	32/28	180/314	.573	85/153	.556	445	13.9	385	12.0	122/9	61	93	115	38
1990-91	28/28	312/497	.628	150/235	.638	774	27.6	411	14.7	79/1	45	99	140	41
1991-92	30/30	294/478	.615	134/254	.528	722	24.1	421	14.0	86/5	46	103	157	29
TOTALS	90/86	786/1289	.610	369/642	.575	1941	21.6	1217	13.5	287/15	152	295	412	108

Rudy Macklin

Durand "Rudy" Macklin, whose recruitment to LSU marked the beginning of the Tigers rise to the top of college basketball under Dale Brown, received his long overdue recognition as his jersey was retired to the rafters of the Pete Maravich Assembly Center during the 2009-10 season.

Macklin came to LSU from Louisville, Ky., surprising many by leaving his home state to play for Coach Brown and a program that was still looking for its true direction.

But ever since his first game at LSU, Macklin showed he would be the leader and leave a mark on the program that is still talked about to this day.

In that first game, he set a school rebounding record that no one has come close to, pulling down 32 boards in a win against Tulane.

After his magnificent LSU career, he became the school's all-time leading rebounder with 1,276 rebounds (a 10.4 rebounds per game average). That figure remains on top of the school chart. He also became the second leading scorer all-time at LSU behind Pete Maravich (2,080 points, 16.9 points per game average).

He is just the second player to score 2,000 points at LSU, and still to this day remains in the top 20 in league scoring totals.



Much of his success and his two All-American seasons in 1980 and 1981 were after returning from a serious knee injury that forced him to miss all but two games of the 1978-79 season.

In 1980, he averaged 17.6 points per game as the Tigers just missed winning the league title in a dramatic last-game overtime loss to Kentucky only to come back a week later and win the school's only SEC title. The Tigers that year advanced to the Elite 8 before losing to Louisville.

In 1981, he was also named Southeastern Conference Player of the Year and led the Tigers to their first NCAA Final Four since 1953. He beat out a star-studded cast of players which included Georgia's Dominique Wilkins, Kentucky's Sam Bowie and other future NBA players such as Jeff Malone of Mississippi State, Dale Ellis of Tennessee, Eddie Phillips of Alabama and teammate Howard Carter.

In Macklin's four years, LSU had records of 18-9, 23-6, 26-6 and 31-5. The Tigers won one SEC title, one SEC Tournament championship, advanced to the Elite 8 and the Final Four during the Macklin days.

One writer wrote of Macklin, "Macklin's aggressiveness has never been questioned in the Southeastern Conference. If they gave an



**LSU All-American
1980, 1981**

**Jersey Retired
2010**

**Member of the Louisiana Sports
Hall of Fame
2005**

**SEC Basketball Tournament
Living Legend
2000**

**Member Louisiana Association
of Basketball Coaches Hall of
Fame
1987**

**Member LSU Hall of Fame
1990**

**Member Louisiana Sports Hall
of Fame
2005**

**Member LSU All-Century Team
2009**

award for the hardest worker, Macklin would have been the consensus choice of his peers, who marvel at how much effort he puts into the game."

Today, Macklin is still in Baton Rouge, heading the Governor's Council on Physical Fitness and Sports for over a decade and now serving as Director of the Office of Minority Health.

"Rudy is far more than a basketball player," Brown said. "He is a magnificent human being that contributes to society daily. He is a superb role model and an outstanding gentleman."

"We didn't win (the NCAA title) but LSU was pretty far down when I came here and pretty near the top when I left. I kind of feel like we accomplished our mission."

In 2000, he was honored as the school's Living Legend at the SEC Basketball Tournament. In 2005 he was elected to the Louisiana Sports Hall of Fame and in 2009 he was named a member of LSU's All-Century team.

Macklin's Career Statistics

YEAR	G-GS	MIN-AVG	FG-FGA	PCT.	FT-FTA	PCT.	REB-AVG.	PF-D	A	PTS-AVG.
1976-77	26-26	975-36.0	161-310	.519	63-102	.618	306-11.8	81-5	26	385-14.8
1977-78	27-27	859-31.8	217-349	.620	79-123	.640	286-10.6	98-7	4	513-19.0
1978-79	2-2	52-26.0	19-32	.590	8-10	.800	24-12.0	8-0	1	46-23.0
1979-80	32-30	1038-32.4	232-383	.606	97-140	.693	309-9.7	94-5	7	563-17.6
1980-81	36-36	1147-31.9	223-357	.625	127-180	.706	351-9.8	113-4	28	573-15.9
TOTALS	123-121	3965-32.2	852-1431	.595	374-555	.673	1276-10.4	394-21	66	2080-16.9

Mahmoud Abdul-Rauf

The LSU Athletic Hall of Fame Election Board in July 2019 unanimously approved the jersey retirement of LSU men's basketball All-American Mahmoud Abdul-Rauf.

The ceremony will take place on Feb. 29 at halftime of the LSU game in the Pete Maravich Assembly Center with Texas A&M.

The No. 35 worn by Abdul-Rauf, who was known as Chris Jackson during his LSU playing career as the Tigers' point guard, will join the No. 50 worn by Bob Pettit, the No. 23 worn by Pete Maravich, the No. 40 worn by Rudy Macklin and the No. 33 worn by Shaquille O'Neal as retired jerseys in the LSU men's basketball program.

Abdul-Rauf, a native of Gulfport, Miss., will become the 14th LSU athlete or coach to have his/her jersey retired, joining Pettit, Maravich, Macklin and O'Neal; football players Billy Cannon, Tommy Casanova and Jerry Stovall; women's basketball players Seimone Augustus and Sylvia Fowles; baseball coach Skip Bertman and baseball players Ben McDonald, Eddy Furniss and Todd Walker.

"By a unanimous decision, Mahmoud now joins one of the most elite groups in college basketball - the five men's basketball players whose jerseys LSU has retired," said LSU Director of Athletics Scott Woodward. "He's one of the greatest of all time at LSU and incredibly deserving of this honor."

Abdul-Rauf was named a first-team All-American in 1989 and 1990, becoming in 1989 just the second freshman to receive first-team All-America recognition from the Associated Press. He averaged 30.2 points per game during the 1988-89 season, and he is still the only freshman in college basketball history to average over 30 points per game.

Abdul-Rauf was a two-time consensus SEC Player of the Year, and he scored in double figures in 63 of his 64 games at LSU, including over 20 points 52 times, over 30 points 28 times, over 40 points 11 times and over 50 points four times.

At the end of his collegiate career, he held the LSU all-time record for most three-point field goals made (172), and he still holds the school single-season mark for highest free-throw percentage (91 percent).

In two years he scored 1,854 points, eighth all-time at LSU in career scoring and the most points scored by any player who played just two seasons at LSU. He had 232 assists and 107 steals, averaging 3.6 assists in 64 career



Jersey Coming
February 29,
2020



LSU All-American
1989, 1990

SEC Player of the Year
1989, 1990

**SEC Basketball Tournament
Living Legend**
2014

**USBWA National Freshman of
the Year**
1989

Member LSU All-Century Team
2009

LABC Pete Maravich Award
1989, 1990

LABC Hall of Fame
1998

No. 3 Pick In NBA Draft
1990

NBA All-Rookie Team
1991

Jersey Retired
Feb. 29, 2019

games.

Abdul-Rauf was the third overall pick in the 1990 NBA Draft by the Denver Nuggets, and he played in the league for nine seasons with the Nuggets, the Sacramento Kings and the Vancouver Grizzlies. He twice led the NBA in free throw percentage, and he voted the league's Most Improved Player in 1993.

After his NBA career concluded in 2001, Abdul-Rauf continued to compete in multiple leagues around the world, and he currently plays in the BIG3 three-on-three professional basketball league that is headquartered in Los Angeles.


He played, 586 games in the NBA, averaging 14.6 points for his career and 3.5 assists per game.

Even at age 50, Abdul-Rauf has continued to dazzle in the BIG3, leading his team to the title game in 2017 and a third place finish in 2018 and 2019.

Abdul-Rauf's Career Statistics

YEAR	G	MIN-AVG	FG-FGA	PCT.	3FG-FGA	PCT.	FT-FTA	PCT.	REB-AVG.	PF	A	PTS-AVG.
1988-89	32	1180-36.9	359-739	.486	84-216	.389	163-200	.815	108-3.4	70	130	965-30.2
1989-90	32	1202-37.6	305-662	.461	88-246	.358	191-210	.910	81-2.5	66	102	889-27.8
TOTALS	64	2382-37.2	664-1401	.474	172-462	.372	354-410	.863	189-3.0	136	232	1854-29.0

First-Team All-Americans



Malcolm "Sparky" Wade

Guard • 5-9 • Jena, La.
1935

LSU's first basketball All-American averaged 9.7 points per game in 1933 and 12.4 points per game in 1934 to lead the scoring category for the first two years of the Southeastern Conference.

He was named an All-American in 1935 while leading LSU to the mythical national championship, averaging 12.7 points per game.

A native of Jena, Wade is considered the greatest dribbler and backcourt star in LSU basketball history.


Before moving to LSU, he was named to the high school All-State team three times from 1928 to 1930. He was elected MVP of the national high school championship playoffs as a senior.

Former Baton Rouge Morning Advocate sports editor Bud Montet, remembers Wade in these words:

"He could do everything with a basketball but dunk it, and make it sing. If there was an extraordinary floor-leader in the South at that time, it had to be Wade."

The three-time All-SEC selection is also a member of the Louisiana Sports Writers and Louisiana Association of Basketball Coaches Hall of Fame.

He was the "Little Giant from Jena." You can't talk LSU basketball without mention of the school's first All-American and first showman who could pass, score and dribble with the best of his and many others era.



Bobby Lowther

Forward • 6-5 • Alexandria, La.
1946

Bobby Lowther officially was recognized as a first-team All-American in 1995 after a historian of the Helms Foundation confirmed that all members of the 1946 team had been upgraded to first-team status.

Lowther is the only two-sport All-America athlete in LSU's storied sports history. In 1946, he made the Helms Foundation basketball All-America squad and was a two-event All-American in track and field, finishing second at the NCAA Championships in the javelin and fourth in the pole vault.

The 6-5, 185-pound Alexandria native was also the triple jump champion at the 1946 National AAU Championships.

In basketball, he averaged 14.7 points per game as he also earned first-team All-SEC honors.

He was voted LSU's "Best All-Around Athlete" in 1947 in a field that also included such future professional stars as Y. A. Tittle, Alvin Dark and Joe Adcock.

Lowther is a member of the Louisiana Sports Writers Association Hall of Fame and was chosen to be the "Living Legend" honoree representing LSU at the 2005 Southeastern Conference basketball tournament in Atlanta.

First-Team All-Americans



Glen Davis

Forward • 6-8 • Baton Rouge, La.
2006

Glen Davis was at his best during the Tigers' 2006 season when he was named SEC Player of the Year and a First-Team All-American for the Wooden Award.

Davis starred as the Tigers captured the SEC regular-season championship with a 14-2 record and then went on to defeat four teams en route to the NCAA Final Four.

In the regional rounds, the Tiger magic and Davis' personality was on display to the nation as he helped lead LSU to upsets over No. 1-ranked Duke and an overtime win over No. 9 Texas that got LSU to its first NCAA Final Four in 20 years.

Davis would earn all-region honors for his play in the NCAA Tournament in a year in which he led the SEC in both scoring (18.6) and rebounding (9.7). In 2007, in his junior season and despite injuries and intense pressure to perform, he again led the league in rebounding (10.2) and earned SEC First-Team honors. He was a second round pick of the NBA's Seattle SuperSonics in the 2007 NBA Draft. He was traded to the Boston Celtics and became an NBA champion in his first year with the team.



Ben Simmons

Forward • 6-10 • Melbourne, Australia
2016

Simmons, in his one season at LSU, earned first-team SEC honors and All-America honors after averaging 19.2 ppg, 11.8 rpg and 4.79 apg. He was the consensus national Freshman of the Year, including winning the prestigious Wayman Tisdale Award. He was named LSU's ninth first-team A-A by the United States Basketball Writers Association.


Simmons was fourth in the SEC in points average, first in rebounds, third in field goal percentage (56.0%) and second in steals per game (1.97). His 199 made free throws was the most in a season since Pete Maravich and only Maravich and Bob Pettit made more in a year. He was the first player in the SEC in the top five in points-rebounds-assists. He finished the season with 23 double-doubles. He had six games of 20 points-15 rebounds and 5 assists and 17 games of 20 or more points.

Simmons was the school's second No. 1 pick in the NBA Draft, selected by the Philadelphia 76ers in June 2016.

SEC First Team



Ethan Martin



Dick Maile



Howard Carter



Al Green

1933-34

Sparky Wade, G Dillon's 1st Team
Buddy Blair, F Dillon's 1st Team

1934-35

Sparky Wade, G AP 1st Team

1951-52

Joe Dean, G AP 1st Team
Bob Pettit, C AP 1st Team

1952-53

Bob Pettit, C AP 1st Team

1953-54

Bob Pettit, C AP 1st Team

1955-56

Roger Sigler, G AP 1st Team
Jim Ashmore, G AP, Coaches 1st Team

1960-61

George Nattin, G AP, Coaches 1st Team

1963-64

Dick Maile, F AP, Coaches 1st Team

1964-65

Dick Maile, F AP, UPI, Coaches 1st Team

1967-68

Pete Maravich, G AP, UPI, Coaches 1st Team

1968-69

Pete Maravich, G AP, UPI 1st Team

1969-70

Pete Maravich, G AP, UPI 1st Team

1970-71

Al Sanders, C AP, UPI, Coaches 1st Team

1971-72

Al Sanders, C Coaches

1972-73

Eddie Palubinskas, G Coaches

1973-74

Glenn Hansen, F Coaches

1974-75

Glenn Hansen, F Coaches

1975-76

Kenny Higgs, G Coaches

1976-77

Kenny Higgs, G Coaches

1977-78

Durand Macklin, F AP, UPI Coaches 1st Team

1978-79

DeWayne Scales, F AP, UPI, Coaches 1st Team
Al Green, G AP 1st Team

1979-80

Durand Macklin, F AP, UPI, Coaches 1st Team
DeWayne Scales, F Coaches
Ethan Martin, G Coaches

1980-81

Durand Macklin, F AP, UPI, Coaches 1st Team
Ethan Martin, G AP, UPI, Coaches 1st Team

1981-82

Howard Carter, G AP, UPI, Coaches 1st Team
Leonard Mitchell, F Coaches

1982-83

Howard Carter, G Coaches

1983-84

Jerry Reynolds, F Coaches

1984-85

Nikita Wilson, F Coaches

1985-86

John Williams, F AP, UPI, Coaches 1st Team

1987-88

Ricky Blanton, F Coaches

1988-89

Ricky Blanton, F AP, Coaches 1st Team
Chris Jackson, G AP, UPI, Coaches 1st Team

1989-90

Chris Jackson, G AP, UPI, Coaches 1st Team
Shaquille O'Neal, C AP, UPI, Coaches 1st Team

1990-91

Shaquille O'Neal, C AP, UPI, Coaches 1st Team
Vernel Singleton, F Coaches

1991-92

Shaquille O'Neal, C AP, Coaches 1st Team

1992-93

Geert Hammink, C AP, Coaches 1st Team

1994-95

Ronnie Henderson, G Coaches

1995-96

Ronnie Henderson, G Coaches, AP 1st Team

1999-00

Stromile Swift, F AP Co-Player of the Year
Coaches, AP 1st team

2003-04

Brandon Bass, F SEC Freshman of the Year
Jaime Lloreda, F AP 1st Team

2004-05

Brandon Bass, F AP Player of the Year
AP, Coaches 1st Team
Glen Davis, F SEC Freshman of the Year

2005-06

Glen Davis, F SEC Player of the Year
AP, Coaches 1st Team
Darrel Mitchell, G Coaches 1st Team
Tyrus Thomas, F SEC Freshman of the Year
SEC Co-Defensive Player of the Year

2006-07

Glen Davis, F AP, Coaches 1st Team

2008-09

Marcus Thornton, G Player of Year
Coaches, AP 1st Team
Tasmin Mitchell, F Coaches 1st Team

2012-13

Johnny O'Bryant III, F Coaches 1st Team

2013-14

Johnny O'Bryant III, F Coaches 1st Team

2014-15

Jordan Mickey, F Coaches, AP 1st Team
Jarell Martin, F Coaches, AP 1st Team

2015-16

Ben Simmons, F Coaches, AP 1st Team
Freshman of the Year

2018-19

Tremont Waters, G Coaches, AP 1st Team
Co-Defensive Player of the Year
Skylar Mays, G Scholar-Athlete of the Year

SEC Second, Third Team



Brandon Bass



Glen Davis



Tasmin Mitchell



Johnny O'Bryant III

1949-50

Bob Meador, G AP 3rd Team

1950-51

Joe Dean, G AP 2nd Team

1952-53

Benny McArdle, G AP 2nd Team

1953-54

Benny McArdle, G AP 3rd Team

1955-56

Roger Sigler, G Coaches 2nd Team

1956-57

Roger Sigler, G AP 3rd Team

1961-62

Maury Drummond, F AP 3rd Team
George Nattin, G AP 3rd Team

1962-63

Ellis Cooper, G AP 2nd Team

1969-70

Al Sanders, C AP 3rd Team
Danny Hester, F AP 3rd Team

1970-71

Bill Newton, F UPI 2nd Team, AP 3rd Team
Nelson Isley, G UPI 3rd Team

1971-72

Al Sanders, C AP, UPI 2nd Team
Bill Newton, F AP, UPI 3rd Team

1972-73

O'Collis Temple, C UPI 3rd Team

1974-75

Glenn Hansen, F AP, UPI 2nd Team

1975-76

Kenny Higgs, G AP, UPI 2nd Team

1976-77

Kenny Higgs, G AP, UPI 2nd Team
Durand Macklin, F AP, UPI 3rd Team

1977-78

Kenny Higgs, G UPI 2nd Team
DeWayne Scales, F AP 3rd Team

1978-79

Al Green, G UPI 2nd Team
Lionel Green, C AP, UPI 3rd Team

1979-80

DeWayne Scales, F AP, UPI 2nd Team
Ethan Martin, G AP, UPI 2nd Team

1980-81

Howard Carter, G AP, UPI 2nd Team

1981-82

Leonard Mitchell, F AP 2nd Team, UPI 3rd Team

1982-83

Howard Carter, G AP, UPI 2nd Team
Leonard Mitchell, F AP, UPI 3rd Team

1983-84

Jerry Reynolds, F AP 2nd Team, UPI 3rd Team
Derrick Taylor, G UPI 3rd Team

1984-85

Nikita Wilson, F AP 2nd Team, UPI 3rd Team
John Williams, C AP 3rd Team
Jerry Reynolds, F AP, UPI 3rd Team

1985-86

Derrick Taylor, G AP 3rd Team

1986-87

Nikita Wilson, C AP 3rd Team
UPI 3rd Team
Anthony Wilson, G UPI 3rd Team

1987-88

Ricky Blanton, F AP 2nd Team
UPI 3rd Team
Jose Vargas, C UPI 2nd Team
AP 3rd Team

1989-90

Stanley Roberts, F AP 3rd Team
Maurice Williamson, G UPI 3rd Team

1990-91

Vernel Singleton, F AP 3rd team
UPI 3rd team
Shawn Griggs, G UPI 2nd team

1991-92

Vernel Singleton, F AP 3rd Team

1992-93

Jamie Brandon, G-F Coaches 2nd Team

1993-94

Jamie Brandon, G-F Coaches 2nd Team
AP 3rd Team

1994-95

Ronnie Henderson, G AP 2nd Team

1996-97

Dwayne Spencer, F Coaches 2nd Team
AP 2nd Team

1998-99

Maurice Carter, G Coaches, AP 3rd Team
Jabari Smith, C AP 3rd Team

1999-00

Torris Bright, G AP 3rd Team
Jabari Smith, C Coaches 2nd Team

2000-01

Ronald Dupree, F AP 2nd, Coaches 3rd Team

2001-02

Ronald Dupree, F AP, Coaches 2nd Team

2002-03

Ronald Dupree, F AP, Coaches 2nd Team

2003-04

Jaime Lloreda, F Coaches 2nd Team

2004-05

Glen Davis, F AP, Coaches 2nd Team

2005-06

Darrel Mitchell, G AP Second Team
Tyrus Thomas, F AP, Coaches 2nd Team

2007-08

Marcus Thornton, G AP, Coaches 2nd Team

2008-09

Garrett Temple, G Coaches 2nd Team

2009-10

Tasmin Mitchell, F Coaches, AP 2nd Team

2011-12

Justin Hamilton, C Coaches 2nd Team

2013-14

Johnny O'Bryant III, F AP 2nd Team
Jordan Mickey Coaches, AP 2nd Team

2015-16

Skylar Mays, Coaches 2nd Team

All-SEC Tournament Teams

1933

Sparky Wade, G	1st Team
Buddy Blair, F	2nd Team
Jack Harris, F	2nd Team

1936

Arnold Bryan, F	2nd Team
-----------------	----------

1938

Conley Hathorn, G	1st Team
-------------------	----------

1939

Paul Brotherton, G	2nd Team
--------------------	----------

1943

Frank Brian, F	1st Team
John Chaney, C	2nd Team

1944

Whitey Hoskins, G	2nd Team
-------------------	----------

1946

Bobby Lowther, F	1st Team
Joe Bill Adcock, C	2nd Team
Billy Walters, G	2nd Team

1947

Frank Brian, F	2nd Team
----------------	----------

1949

Gene Murphy, G	2nd Team
----------------	----------

1950

Joe Dean, G	1st Team
-------------	----------

1951

Joe Dean, G	1st Team
-------------	----------

1952

Joe Dean, F	1st Team
Bob Pettit, C	1st Team

1980

DeWayne Scales, F	1st Team
	(MVP)
Durand Macklin, F	1st Team

1981

Howard Carter, F	1st Team
------------------	----------

1986

John Williams, F	1st Team
	(MVP)

1987

Nikita Wilson, C	1st Team
Anthony Wilson, G	1st Team

1988

Ricky Blanton, F	1st Team
------------------	----------

1993

Geert Hammink, C	1st Team
Jamie Brandon, G-F	1st Team

2002

Antonio Hudson, G	1st Team
-------------------	----------

2003

Ronald Dupree, F	1st Team
------------------	----------

2005

Brandon Bass, F	1st Team
Antonio Hudson, G	1st Team

2006

Glen Davis, F	1st Team
---------------	----------

Note: SEC Tournament Team also served as All-SEC team from 1933-1948.

LSU Academic All-SEC Honor Roll

1961-62

George Nattin, G	1st Team
Ellis Cooper, G	2nd Team

1962-63

Ellis Cooper, G	1st Team
-----------------	----------

1964-65

Tommy Thigpen, C	HM
------------------	----

1965-66

Kenny Drost, G	1st Team
Scott Bowling, G	HM

1966-67

Kenny Drost, G	2nd Team
----------------	----------

1969-70

Danny Hester, F	2nd Team
-----------------	----------

1972-73

Bill Whittle, F	1st Team
Collis Temple, F	1st Team
Wade Evans, G	2nd Team
Ed LeBlanc, F	HM

1981-82

John Tudor, G-F	1st Team
-----------------	----------

1982-83

John Tudor, G	1st Team
---------------	----------

1983-84

John Tudor, G	1st Team
---------------	----------

1985-86

Zoran Jovanovich, C	1st Team
---------------------	----------

1988-89

Kyle McKenzie, G	1st Team
------------------	----------

1991-92

Justin Anderson, G	1st Team
T. J. Pugh, G	1st Team

1995-96

David Bosley, G	1st Team
-----------------	----------

1997-98

Jack Warner, G	1st Team
----------------	----------

1998-99

Brian Beshara, F	1st Team
Jack Warner, G	1st Team

1999-00

Brian Beshara, F	1st Team
Collis Temple III, G	1st Team
Jeremy Comeaux	1st Team
Jack Warner, G	1st Team

2000-01

Brian Beshara, F	1st Team
Collis Temple III, G	1st Team
Brian Green, G	1st Team
Jack Warner, G	1st Team

2001-02

Brian Green, G	1st Team
Collis Temple III, G	1st Team

2002-03

Pete Bozek, F	1st Team
Brian Green, G	1st Team
Charlie Thompson, G	1st Team

2003-04

Charlie Thompson, G	1st Team
Paul Wolfert, F	1st Team
Brandon Bass, F	Freshman
Ross Neltner, F	Freshman

2004-05

Brandon Bass, F	1st Team
	Scholar-Athlete of the Year
Darrel Mitchell, G	1st Team
Ross Neltner, F	1st Team
Paul Wolfert, F	1st Team
Glen Davis, F	Freshman
David Fleshman, G	Freshman
Garrett Temple, G	Freshman

2005-06

Glen Davis, F	1st Team
Darrel Mitchell, G	1st Team
Darnell Lazare, F	1st Team
Garrett Temple, F	1st Team
David Fleshman, F	1st Team

2006-07

Alex Farrer, G	1st Team
Greg Terrebonne, G	Freshman

2007-08

Greg Terrebonne, G	1st Team
--------------------	----------

2008-09

Alex Farrer, F	1st Team
Garrett Temple, F	1st Team

2009-10

Chris Beattie, G	1st Team
Alex Farrer, F	1st Team

2010-11

Eddie Ludwig, F	1st Team
-----------------	----------

2011-12

Eddie Ludwig, F	1st Team
-----------------	----------

2012-13

Eddie Ludwig, F	1st Team
-----------------	----------

2014-15

Henry Shortess, G	1st Team
Brandon Eddlestone, F	1st Team

2015-16

Henry Shortess, G	1st Team
Brandon Eddlestone, F	1st Team

2015-16

Brandon Eddlestone, F	1st Team
-----------------------	----------

2018-19

Skylar Mays, G	1st Team
Will Reese, G	1st Team


SEC Community Service Team

1998-99	Collis Temple III
1999-00	Jermaine Williams
2000-01	Collis Temple III
2001-02	Collis Temple III
2002-03	Collis Temple III
2003-04	Paul Wolfert
2004-05	Paul Wolfert
2005-06	Darnell Lazare
2006-07	Darnell Lazare
2007-08	Garrett Temple
2008-09	Garrett Temple
2009-10	Alex Farrer
2010-11	Daron Populist
2011-12	Justin Hamilton
2012-13	Andre Stringer
2013-14	Andre Stringer
2014-15	John Odo
2015-16	Keith Hornsby
2016-17	Brandon Sampson
2017-18	Aaron Epps
2018-19	Skylar Mays

HM - Honorable Mention

Lettermen

Jamie Brandon




(Returnees in Bold)


- A**
 ADCOCK, Joe (C) 1944-47
 Coushatta, Louisiana
 ADGER, Sidney A. (C) 1935-36
 ALCORN, Mark (G) 1979-80
 St. Louis, Missouri
 ALLEN, Drexal (G) 1981-82
 Baton Rouge, Louisiana
 ALLMAN, Marty (G) 1970-73
 Macon, Georgia
 ANDERSON, Justin (F), 1991-92
 Valley City, North Dakota
 ANDERSON, Willie (F), 1997-99
 Orlando, Florida
 ANNISON, Doug (F), 1992-93
 Baton Rouge, Louisiana
 ARTHUR, Robert R. (C) 1959-60
 Natchitoches, Louisiana
 ATKINS, R. W. (G) 1919-22
 AUSTIN, Wayne (G) 1964-66
 Baton Rouge, Louisiana

- B**
 BADEAUX, Joshua (G), 2012-13
 Galliano, Louisiana
 BAILEY, John (F) 1960-62
 Jonesboro, Louisiana
 BAILEY, Floyd (F-C) 1974-78
 Dubberly, Louisiana
 BANKER, Kernan M. (F) 1933-35
 BANKSTON, Fred (G) 1945-46
 BARDWELL, D. D. "Sox" (C) 1929-32
 BARHAM, Joe Garnett E. (G) 1923-26
 BARNETT, Bert W. (C) 1946-47
 BARTUS, Joe E. (G) 1945-46
 BASS, Brandon (F), 2003-05
 Baton Rouge, Louisiana
 BASS, Chris (G), 2008-12
 Baton Rouge, Louisiana
 BASS, Raymond V. (C) 1938-42; 47-48
 BAUMAN, Jonnie (G) 1929-32
 BAUMER, Nat (F) 1968-69
 BEATTIE, Chris (G), 2009-10
 Slidell, Louisiana
 BEESON, Williard E. (G) 1933-37
 BELCHER, Don (F) 1951-55
 New Albany, Indiana
 BELCHER, Jack (F) 1961-64
 French Lick, Indiana
 BENNETT, (F) 1928-29
 BERGERON, J. Brian (G) 1978-81
 Port Allen, Louisiana
 BERGMAN, Rusty (G) 1966-69
 Raymond, Illinois
 BERNBROCK, Mark (G) 1968-69
 BERNHARD, James M. (G) 1943-44

Kenny Drost




Frank Brian




- BESHARA, Brian (F) 1998-01
 Dallas, Texas
 BIGBY-WILLIAMS, Kavell (F), 2018-19
 London, England
 BLACK, Tyrone (C) 1979-83
 Baton Rouge, Louisiana
 BLAIR, L. N. "Buddy" (F) 1933-35
 BLAKENEY, Antonio (G), 2015-17
 Sarasota, Florida
 BLANCHARD, E. A. (G) 1916-18
 BLANTON, Ricky (G) 1984-86; 87-89
 Miami, Florida
 BLEVINS, Howard M. (G) 1929-32
 BOGGESS, Robert E. "Bob" 1947-51
 BOHANNON, W. W. "Bo" (C) 1934-36
 BOLTON, Dick (F) 1955-56
 BORGINI, Joe (F) 1959-60
 Highwood, Illinois
 BORNER, Ray (C) 1981-82
 Victoria, Australia
 BORNMAN, D. L. "Squatty" (G) 1922-25
 BORNMAN, J. P. "John" (G) 1922-23
 BOSLEY, David (G) 1993-97
 Paden City, West Virginia
 BOUDREAUX, Harold (F) 1989-92
 Cecilia, Louisiana
 BOWLING, W. Scott, Jr. (G) 1964-66
 New Albany, Indiana
 BOWMAN, Sid S. "Stinkey" (F) 1929-30
 BOZEK, Pete (F) 2000-02
 Harahan, Louisiana
 BOYD, Brent (G) 1975-76
 Baton Rouge, Louisiana
 BOZEMAN, A. (G) 1939-40
 BOZEMAN, Charlie (C) 1938-41
 BOZEMAN, T. (G) 1938-41
 BRANCH, Malcolm (C) 1945-47
 BRANCH, W. (F) 1943-44
 BRANDON, Jamie (G), 1991-94
 Chicago, Illinois
 BRANTLEY, John B. (G) 1970-72
 Baton Rouge, Louisiana
 BRAYMAN, P. (F) 1952-53
 San Antonio, Texas
 BREATHWIT, John (G) 1975-77
 Lawton, Oklahoma
 BRIAN, Brad H. (G) 1964-67
 Baton Rouge, Louisiana
 BRIAN, Frank (F) 1942-43; 1945-47
 Zachary, Louisiana
 BRIDGES, Kenneth (G) 1951-53
 Lawton, Oklahoma
 BRIDGEWATER, Brad (C) 1998-00; 01-03
 New Roads, Louisiana
 BRIDGEWATER, Brian (F), 2014-17
 Baton Rouge, Louisiana
 BRIGHT, Torris (G) 1999-03
 Slidell, Louisiana
 BRILEY, C. 1915-16
 BRINKLEY, Mike (G) 1958-59
 BRITTON, C. E. (F) 1916-17
 BROCATO, Jim (G) 1946-47

Wade Evans



Greg Cook




- BROTHERTON, Paul P. (F) 1938-40
 BROWN, Dennis (G) 1983-85
 Baton Rouge, Louisiana
 BROWN, Ernest (G) 1977-79
 Houma, Louisiana
 BROWN, Lobdell P. 1925-26
 BROWN, Michael (F) 1975-76
 Tampa, Florida
 BROWN, Oliver (F) 1983-87
 Baton Rouge, Louisiana
 BROWN, Ossie B. (F) 1943-44
 BROWN, Perry (F) 1929-30
 BROWN, Roland (F) 1932-34
 BRYAN, Arnold "Judge" (F) 1934-37
 BUCHANAN, F. "Buck" (F) 1937-40
 BUKUMIROVICH, Neboisha (G) 1984-88
 Belgrade, Serbia
 BURGE, Dick (G) 1939-40
 BURGE, Dennis F. "Pete" (C) 1932-34
 BURNETT, Jack (F) 1926-29
 BURNS, Lenear (F), 1990-91; 92-94
 Angie, Louisiana
 BURTON, Kenny G. (F) 1944-45
 BUSH, Tim (F) 2002-03
 New Orleans, Louisiana
 BUSHMAN, John C. "Jack" (F) 1936-39
 BUSSEY, Young (G) 1937-38

- C**
 CAMPBELL, Andy (C) 1978-81
 Hackham, Australia
 CAMPBELL, Walter (F) 1977-78
 Stuart, Florida
 CANNON, (G) 1937-39
 CARD, Norman (C-F) 1961-64
 Carmi, Illinois
 CARMOUCHE, Charles (G), 2012-13
 New Orleans, Louisiana
 CARR, John (G) 1969-70
 New Orleans, Louisiana
 CARTER, (F) 1913-14
 CARTER, Cedric (F) 1997-99
 Natchez, Mississippi
 CARTER, Howard (G-F) 1979-83
 Baton Rouge, Louisiana
 CARTER, Maurice (G) 1995-99
 Jackson, Mississippi
 CAVETT, J. R. "Slick" (C) 1915-19
 CEASAR, Clarence (F), 1991-95
 Iowa, Louisiana
 CHANEY, John (F) 1940-43
 CHASE, Pat (G) 1964-66
 Knightstown, Indiana
 CHASE, Sam (G) 1961-64
 Knightstown, Indiana
 CHIDLEY, Steve (G) 1971-72
 Buena Park, California
 CHIN BING, Allen (F) 1933-34
 CLARK, 1908-10
 CLARK, C. E. (F) 1916-17
 CLARK, Ned (F) 1951-55

Lionel Green




Joe Dean



- Baton Rouge, Louisiana
 CLUNE, Joe (F) 1959-60
 New York, New York
 COCKERHAM, J. H. (F) 1911-13
 COJOE, Theron (F) 1982-84
 St. Rose, Louisiana
 COLEMAN, Shavon (F), 2012-14
 Thibodaux, Louisiana
 COLLINS, A. H. "Rip" (G) 1945-47
 COLLINS, Corban (G), 2012-13
 High Point, North Carolina
 COLLINS, Tommy (G) 1957-59
 Paoli, Indiana
 COMBS, Joe H. 1956-59
 Clarksville, Indiana
 CONKLIN, Tom J. (C) 1959-62
 New Orleans, Louisiana
 CONLEY, Ocie (G) 1984-86
 Marianna, Arkansas
 COOK, Greg (C) 1976-77, 1978-81
 Roselle, New Jersey
 COOPER, (F) 1929-30
 COOPER, Darryl (G) 1998-99
 Stone Mountain, Georgia
 COOPER, Ellis O. (G) 1960-63
 Springhill, Louisiana
 COPPENS, Randy (G) 1974-77
 Misawaka, Indiana
 CORMIER, Jason (G) 1988-89
 Lafayette, Louisiana
 COSTELLO, Joe (G-F) 1979-82
 Arlington, Texas
 CORLEY, Drew (F) 1967-69
 COURTNEY, Jalen (F), 2010-13
 Jackson, Mississippi
 CRAM, Steve (G) 1962-64
 Ashland, Kentucky
 CRAMER, Judd (G-F) 1963-64
 CRESS, Walker J. (G) 1937-39
 CRISCO, Jim (F) 1956-59
 North Little Rock, Arkansas
 CROMBERT, 1917-18

- D**
 DABADIE, J. Levy, Jr. (F) 1943-44
 DALE, Wilton R. (F) 1943-44
 DARK, Alvin (G) 1942-43
 Comanche, Oklahoma
 DARNALL, Mike (G) 1972-75
 Lebanon, Indiana
 DAVIES, Richard A. "Dick" (G) 1958-60
 Harrisburg, Pennsylvania
 DAVIS, E. M. 1935-36
 DAVIS, Glen (F), 2004-07
 Baton Rouge, Louisiana
 DAVIS, Thomas (F) 2001-03
 Alexandria, Louisiana
 DAY, Ned 1951-55
DAYS, Darius, 2018-19
 Raleigh, Florida

Mike Hansen



Lettermen

Ronnie Henderson



DEARMOND, Duane (F) 1978-80
Baton Rouge, Louisiana
DEAN, Joe (G) 1949-52
Brazil, Indiana
DELAFIELD, Glenn A. (C) 1936-38
DEL PIERO, Andrew (C), 2011-13
Austin, Texas
DERENBECKER, Matt (G), 2010-11
Metairie, Louisiana
DEVALL, Randy (G) 1989-90
Baton Rouge, Louisiana
DICKEY, 1928-29
DIXON, 1913-15
DOSHER, Woody (G) 1938-40
DOUGHTY, Frank L. (G) 1937-38
DOTSON, Aaron (G), 2009-11
Seattle, Washington
DOWLING, Duncan (F-G) 1961-63
Daytona Beach, Florida
DROST, Kenny (G) 1964-67
Hackberry, Louisiana
DRUMMOND, H. Maury (C-F) 1960-63
Baton Rouge, Louisiana
DUGAS, C. J. Bobby (G) 1921-23
DUPONT, John M. (F) 1911-13
DUPONT, Lawrence H. (G) 1911-14
DUPREE, Ronald (F) 1999-03
Biloxi, Mississippi
DYSON, Dick (G) 1923-27


E

EARL, Lewis (F) 1996-98
Baton Rouge, Louisiana
EAST, John (C) 1924-27
EDDLSTONE, Brandon (F), 2013-17
Slidell, Louisiana
EDMONDS, W. R. (F) 1916-17; 1921-22
EDMONDSON, Mahion W (F) 1940-41
EDWARDS, Daryl (G), 2017-19
Fresno, California
EDWARDS, Glavis "Ike" (F) 1945-48
ENGLAND, Matt (F) 1980-81
Houston, Texas
ENQUIST, John (F) 1972-74
Baton Rouge, Louisiana
EPPS, Aaron (F), 2014-18
Ball, Louisiana
EVANS, Wade (F) 1972-74
Vicksburg, Mississippi
EVANS, W. Morton (C) 1910-13


F

FAHEY, Joe J. (G) 1954-56
FARRER, Alex (G), 2006-10
Phoenix, Arizona
FATHERREE, Jesse (G) 1933-34
FETTER, Bobby K. (G-F) 1961-64
Blacksburg, Virginia

Leonard Mitchell



Ralph Jukkola




FILES, "Dude" (G) 1927-28
FLESHMAN, David (G), 2004-06
Baton Rouge, Louisiana
FORD, Deuce (G) 1995-96
Memphis, Tennessee
FREDERICK, E. (C) 1939-40
FREEMAN, Mark P. (C) 1949-51
FRESHLEY, Bob (C) 1951-54
Rockport, Indiana
FREY, F. C. "Major" (G) 1919-20
FULKERSON, Jack M. (C) 1940-43


G

GAHARAN, W. A. "Bill" (F) 1937-38
GARAHAH, Les (F) 1927-30
GARRISON, G. C. (F) 1927-28; 30-31
GEYER, Randy (G-F) 1962-65
Peru, Indiana
GIACOMA, Ray (F) 1935-38
GILBEAU, H. (F) 1924-25
GILBERT, Charlie (C) 1933-34
GILL, W. J. (G) 1915-17
GIPSON, Sean (F) 1992-94
Winston-Salem, North Carolina
GLADDEN, Sterling "Buck" (F) 1914-16
GOEHRING, Kirk 1992-93
Jackson, Tennessee
GOWER, Bill (G) 1937-38
GRAHAM, Delwan (F), 2008-09
Atlanta, Georgia
GRAHAM, R. E. (G) 1939-42
GRANT, Russell (G) 1987-89
Louisville, Kentucky
GRAVES, Marshall (G), 2016-19
Ponchatoula, Louisiana
GRAY, Kenny (G) 1957-58
Petersburg, Indiana
GRAY, Josh (G) 2014-16
Lake Charles, Louisiana
GREEN, Al (G) 1978-79
Bronx, New York
GREEN, Brian (F) 1999-03
Baton Rouge, Louisiana
GREEN, Donald (G) 1982-83
GREEN, Garrett (F), 2007-08; 2009-11
Woodland Hills, California
GREEN, Lionel (C) 1975-79
New Iberia, Louisiana
GREEN, V. E. (C) 1913-14
GREGORY, Sonny (F) 1949-52
GREMILLION, E. (C) 1943-44
GREMILLION, James E. (C) 1946-47
GRIDLEY, Bob (F-C) 1968-69
Baker, Louisiana
GRIFFITH, Carroll (F) 1946-47
GRIFFITH, Parker (G) 1986-88
Huntsville, Alabama
GRIGGS, Shawn (F) 1990-91
Ferriday, Louisiana

Bill Newton



Ed LeBlanc




GUGLIELMO, Gary (F) 1957-60
Baton Rouge, Louisiana
GURVICH, (F) 1942-43


H

HAGUE, Perry "H" (G) 1917-21
HAILE, Samuel W. "Red" (G) 1943-44
HALL, Bob (G-F) 1944-46; 1948-49
HALL, Bib (C) 1996-97
San Francisco, California
HAMMONS, J. (G) 1935-38
HAMMINK, Geert (C) 1988-89; 1990-93
Didam, Netherlands
HAMMINK, Shane (F), 2012-14
Millingen aan de Rijn, Netherlands
HANSEN, Glenn (F) 1973-75
Grand Forks, North Dakota
HANSEN, Mike (G), 1990-93
Madrid, Spain
HARRELL, Louis 1928-29
HARRIS, Bucky (F) 1926-29
HARRIS, Dennis (F), 2009-11
Jonesboro, Georgia
HARRIS, Jack A. (F) 1932-35
HAMILTON, Justin (C), 2011-12
Alpine, Utah
HATCHER, George R. (C) 1923-27
HATHORN, Conley "Red" (G) 1935-38
HAYES, R. S. "Suthie" (F) 1917-21
HAYNIE, George (F) 1939-41
HAYWARD, Kleran (G), 2016-17
Sydney, Australia
HEARD, Mickey (F) 1973-74
New Haven, Connecticut
HELM, Newton C. "Dirty" (F) 1919-23
HENDERSON, Larry (F) 1964-66
Alexandria, Indiana
HENDERSON, Ronnie (G) 1993-96
Jackson, Mississippi
HENNER, Tommy (G) 1969-70
HENRY, Pete (C-F) 1965-67
Lake Charles, Louisiana
HEROMAN, Harry (F) 1963-66
Baton Rouge, Louisiana
HERBST, J. (G) 1941-42
HERRING, Randy (F) 1972-75
Baker, Louisiana
HESS, Tom (G) 1969-72
Camphill, Pennsylvania
HESTER, Danny (F) 1968-70
Mt. Vernon, Illinois
HICKMAN, Richard F. (G) 1967-70
Aliquippa, Pennsylvania
HICKEY, Anthony, G 2011-14
HIGGS, Kenny (G) 1974-78
Owensboro, Kentucky
HIGH, Willie (G-F) 1975-76
Birmingham, Alabama
HIGHTOWER, C. W. (F) 1910-11
HIMES, Levi A "Lee" (F) 1909-12

Eddie Palubinskas



Ethan Martin



HIMES, (G) 1915-16
HINES, Ray (C) 1959-60
Lake Charles, Louisiana
HOLLOWAY, Graves (C) 1947-49
HOLT, Dick (C) 1953-56
HOOVER, Winson F. (G) 1946-47
HOOVER, W. (C) 1943-44
HORNSBY, Keith (G), 2014-16
Williamsburg, Virginia
HOSKINS, Dick, Jr. (G) 1942-44
HOUTZ, "Jakey" 1910-11
HOWELL, R. B. "Billiken" (C) 1909-12
HUDSON, Antonio (G), 2001-05
Grambling, Louisiana
HUDSON, John W. (G) 1959-61
Jennings, Louisiana
HUFFMAN, Gary (F) 1974-76
New Orleans, Louisiana
HULTBERG, Jordy (G) 1976-80
New Orleans, Louisiana
HUNT, 1917-18


I

IGAU, Hubert C. (F) 1924-27
IRVIN, Fess (G) 1986-88
Gonzales, Louisiana
IRWIN, 1909-10
ISLEY, Nelson (G) 1970-71
Reidsville, North Carolina
ISSAC, John (G), 2011-12
Leesville, Louisiana
IVES, Clarence A. "Fatty" (C) 1917-22

J


JACKSON, A. W. "Gus" (G) 1924-25
JACKSON, Chris (G) 1988-90
Gulfport, Mississippi
JACKSON, Glover (C) 1993-94
Chicago, Illinois
JACKSON, Howard W. (G) 1936-39
JACOBS, Stan J. (F) 1958-61
Covington, Louisiana
JACOBSON, Taylor (G), 2009-10
Charlotte, North Carolina
JENKINS, Brandon (G), 2016-17
Maywood, Illinois
JENNINGS, Frank (F) 1946-47
JOE, Darryl (G) 1986-88
Dallas, Texas
JOHNSON, Alonzo (C) 1994-95
Marion, Alabama
JOHNSON, Byron (C) 1947-52
JOHNSON, C. B. (F) 1909-12

T.J. Pugh



Lettermen

Don Redden




- JOHNSON, Chris (F), 2005-09
Montross, Virginia
- JOHNSON, F. (G) 1929-32
- JOHNSON, G. (F) 1947-48
- JOHNSON, Joe (G) 1983-84
Baker, Louisiana
- JOHNSON, Kent (F) 1969-70
- JOHNSON, Melvin F. (G) 1911-15
- JOHNSON, Paul (G) 1992-93
Baton Rouge, Louisiana
- JOHNSON, Steffond (F-C) 1981-84
Longview, Texas
- JOHNSON, Tex (C) 1924-27
- JONES, Bob (F) 1923-26
- JONES, Johnny (G) 1980-84
DeRidder, Louisiana
- JONES, L. (F) 1920-22
- JONES, Leslie V. (F) 1952-55
Jena, La.
- JONES, Wally (G) 1944-45
- JOSEPHSON, (G) 1940-41
- JOURNEY, Beau (G) 1932-35
- JOVANOVICH, Zoran (C) 1985-86
Belgrade, Serbia
- JUKKOLA, Ralph (F) 1966-69
Dayton, Ohio

K

- KAMMER, Marty (G) 1955-56
- KAUFFMAN, Jim (G) 1937-38
- KEENE, Howard (F) 1961-63
Sparta, Illinois
- KEENY, J. R. (F) 1908-09
- KELLY, G (F) 1931-33
- KENT, John (G) 1946-47
- KILPATRICK, (G) 1919-20
- KINGERY, Wayne (G) 1944-45
- KINSLEY, Zach (G) 2008-10
Baton Rouge, Louisiana
- KISTLER, Brian (F) 1980-82
Indianapolis, Indiana
- KIZER, Roland C. "Chesty" (F) 1921-23
- KOUNDJIA, Regis (F), 2003-04
Bangui, Central African Rep.
- KNUDSON, Jim (G) 1971-72
Minerva, Ohio
- KRAJEWSKI, Richard (C) 1988-91

L

- LALLY, Mike F. (C-F) 1908-11
- LAMONT, Randy (C) 1967-69
Apple River, Illinois
- LANDRY, Brandon (G) 1998-01



Derrick Taylor

Jerry Reynolds




- Baton Rouge, Louisiana
- LANG, Bob (F) 1969-70
East Meadow, Long Island, New York
- LANIER, Harold A. 1928-29
- LARCADE, J. A. (G) 1908-09
- LARKIN, M. "Slim" (C) 1929-31
- LAZARE, Darnell (F) 2003-07
Baton Rouge, Louisiana
- LEA, D. (G) 1945-46
- LEATHERS, W. D. "Bill" (F) 1934-37
- LEBLANC, Ed (C) 1972-76
Baton Rouge, Louisiana
- LEDOUX, Marqus (F) 1998-99
Baton Rouge, Louisiana
- LEE, Bill (F) 1952-55
Plaquemine, Louisiana
- LefEVRE, Frank (C) 1974-77
Clearwater, Florida
- LEGLER, Chuck (C-F) 1966-69
Boulder City, Nevada
- LEOPOLD, J. T. (F) 1917-18
- LESHER, L. R. (F) 1910-11
- LESTER, Ed. F. Jr. (F) 1944-45
- LEWIS, P. B. (G) 1909-10
- LEWIS, Cecil Ray (F) 1959-62
Charleston, Indiana
- LEWIS, William S. "Bill" (G) 1916-17
- LINDSEY, Clyde H. (F) 1944-46
- LINDSEY, Jim (F) 1948-51
- LINDSEY, Lloyd Leon (C) 1935-38
- LITTON, O. B. 1909-10
- LIVINGSTON, Randy, (G) 1994-96
- LLOREDA, Jaime (F), 2002-03
Colon, Panama
- LOBDELL, William Y. (F) 1931-32
- LOE, Ralph (C) 1972-73
Natchez, Mississippi
- LOFLIN, J. T. (G) 1942-43
- LOFTIN, Bill (F) 1957-58
Bastrop, Louisiana
- LOFTIN, Bob (F) 1957-59
Bastrop, Louisiana
- LONG, Earl (F) 1958-59
- LOUGHMILLER, Don (G) 1951-54
New Albany, Indiana
- LOWTHER, Bobby (F) 1942-43; 45-48
- LUDWIG, Eddie (F), 2009-13
Metairie, Louisiana
- LUKER, J. B. (G) 1928-31
- LUPCHO, Rich S. (G) 1967-69
Aliquippa, Pennsylvania
- LYLE, Mel (F) 1946-47
- M
- McARDLE, Benny J. (G) 1951-54
New York, New York
- McCAIN, R. R. (G) 1955-56
- McCARSON, Paul (G) 1954-55
- McDONALD, Ben (F) 1986-87
Denham Springs, Louisiana
- McDOWELL, "Red" (G) 1941-42
- McDUFF, (G) 1923-25
- McFARLAND, Reggie A. (G) 1918-23




Jose Vargas

Apple Sanders




- McGEHEE, Webb (G) 1927-30
- McKENZIE, Kyle (G) 1987-89
Cincinnati, Ohio
- McLEOD, James (G) 1941-42
- McLOUGHLIN, Bob (G) 1961-62
- McMANUS, (C) 1940-41
- McMORRIS, Vernon D. (G) 1943-44
- McNEILY, James (F) 1951-55
Lima, N.Y.
- MACKLIN, Durand (F) 1976-78; 79-81
Louisville, Kentucky
- MADISON, Dave (G) 1940-43
- MAGEE, Norman (G) 1951-55
Port Allen, Louisiana
- MAGRUDER, 1909-10
- MAILE, Dick (F) 1962-65
So. Ft. Mitchell, Kentucky
- MALONE, Darcy (C), 2013-16
Canberra, Australia
- MANCE, Omar-Seli (G) 1998-99
Lithonia, Georgia
- MARAVICH, Josh (G), 2002-05
Covington, Louisiana
- MARAVICH, "Pistol" Pete (G) 1967-70
Raleigh, North Carolina
- MARSHALL, Paul (G), 1991-92
Shreveport, Louisiana
- MARTIN, Ethan (G) 1977-81
Baton Rouge, Louisiana
- MARTIN, Jarell (F), 2013-15
Baton Rouge, Louisiana
- MARTIN, Ken G. (F) 1955-56
- MARTIN, Terry (G), 2006-09
Monroe, Louisiana
- MASCIJA, David (G), 1991-92
Linbrook, New York
- MASON, C. C. "Charlie" (C) 1925-27
- MASON, Dameon (F), 2006-07
Kansas City, Missouri
- MATIENZO, (G) 1908-09
- MATTICK, Rick (C) 1976-79
Ft. Lauderdale, Florida
- MAYOCK, Dan (F) 1968-69
- MAYS, Skylar (G), 2016-19**
Baton Rouge, Louisiana
- MEADOR, Bob J. (F) 1949-51
- MENRELL, Dick (F) 1946-48
- MERLE, Dom A. (F) 1955-58
Utica, New York
- MERRELL, Richard L. (F) 1947-48
- MICHAELIS, Bill (G) 1943-44; 46-49
- MICKEY, Jordan (F), 2013-15
Dallas, Texas
- MIDDLEBROOK, (F) 1919-20
- MILANOVICH, Paul (G) 1967-68
Aliquippa, Pennsylvania
- MILEY, Harry L. (G) 1944-45
- MILLER, Herd J. (C) 1944-45
- MILLER, Nolen C. "Babe" (G) 1933-36
- MILLER, Robert "Bob" (G-F) 1975-77
Seaford, New York
- MINOR, Tack (G), 2003-05, 07



Anthony Wilson

DeWayne Scales



- Houston, Texas
- MITCHELL, Darrel (G), 2002-06
St. Martinville, Louisiana
- MITCHELL, Leonard (F-C) 1980-84
St. Martinville, Louisiana
- MITCHELL, Tasmin (F) 2005-07; 08-10
Denham Springs, Louisiana
- MIXON, Butch (G) 1958-59
- MOON, Lynn B. (C) 1956-59
Hammond, Louisiana
- MOORE, Bill (G) 1944-45
- MOREY, Dale E. (F) 1939-42
- MORGAN, Malik (G), 2012-14
- MOSCOVITZ, Danny (G), 1990-91
- MOSELEY, V. (F) 1909-13
- MOUTON, Lyle (G) 1987-89
Lafayette, Louisiana
- MUNSON, Wayne (F) 1957-59
- MURPHY, Gene A. (F) 1947-51
- MURPHY, Mike (F) 1964-65
- MURRAY, C. C. (F) 1943-44
- MUTAVDZIC, Misha (C) 1994-96
Belgrade, Serbia

N


- NABORS, Gene (G) 1995-96
Beckley, West Virginia
- NATTIN, George L., Jr. (G) 1959-62
Bossier City, Louisiana
- NELTNER, Ross (F), 2003-05
Ft. Thomas, Kentucky
- NESON, Guy W. (C) 1929-32
- NEWMAN, Donald (G) 1975-76
New Orleans, Louisiana
- NEWTON, Bill R. "Fig" (F) 1969-72
Rockville, Indiana
- NOLLEY, Landers (G/F) 1994-96
Atlanta, Georgia
- NOTO, J. J. (G) 1923-24

O

- O'BRYANT III, Johnny, (F), 2011-14
Cleveland, Mississippi
- OCHS, (F) 1945-46
- ODO, John (F), 2013-15
Lagos, Nigeria
- O'NEAL, Shaquille (C) 1989-92
San Antonio, Texas
- ONWUASOR, Randy (G), 2017-18
Inglewood, California
- O'QUINN, Leon (F) 1913-15
- OWENS, Andre (G) 1992-94
Winston-Salem, North Carolina
- OWEN, Chester (F) 1946-47
- OZBURN, Joe (G) 1948-51

P

- PALFI, Djole (F) 1994-95



Bernard Woodside

Lettermen

Baton Rouge, Louisiana
 PALMER, . . . (F) 1918-19
 PALUBINSKAS, Eddie (G) 1972-74
 Canberra, Australia
 PATTERSON, Jalyñ (G), 2014-17
 Atlanta, Georgia
 PAYNE, . . . (G) 1913-15
 PEARCE, Clyde (F) 1913-17
 PERKINS, Greg (G) 1982-83
 Darrow, Louisiana
 PETTIT, Robert L. "Bob" (C) 1951-54
 Baton Rouge, Louisiana
 PHARES, Jack (G) 1924-28
 PHILLIPS, W. J. (G) 1908-11
 PIAZZA, Doug (F) 1963-64
 PICOU, John (G) 1990-92
 Mobile, Alabama
 POE, F. E. (F) 1929-30
 POPULIST, Daron (G), 2009-11
 Slidell, Louisiana
 POTTS, Chico (G) 1997-98
 Indianola, Mississippi
 PUGH T.J. (G) 1990-92
 Baton Rouge, Louisiana

Q

QUARTERMAN, Tim (G), 2013-16
 Savannah, Georgia
 QUIONEZ, 1918-19

R

RABENHORST, O. "Dudey" (G) 1918-19
 RABORN, Tommy (F) 1957-61
 Osyka, Mississippi
 RAGUS, Leonard A. (G) 1959-60
 Springhill, Louisiana
 RACHAL, Brandon (G) 2017-18
 Natchitoches, Louisiana
 RAISOR, Phil (G) 1958-60
 Muncie, Indiana
 RAMIREZ, M. (F) 1943-44
 RAMSDEN, Dave K. (C) 1966-69
 Lockport, Illinois
 RANDOLPH, Anthony (F) 2007-08
 Dallas, Texas
 RASMUSSEN, Bob (F) 1966-67
 RAYMOND, Chris (G) 1972-74
 Plaquemine, Louisiana
 REATH, Duop (F), 2016-18
 Perth, Australia
 REDDEN, Don (G-F) 1982-86
 Monroe, Louisiana
 REESE, Will (G) 2018-19
 Leesville, Louisiana
 REID, Naz (F) 2018-19
 Asbury Park, New Jersey
 RELY, Charlie S. (F) 1909-12
 REYNOLDS, Jerry (F-G) 1982-85
 Brooklyn, New York
 RILEY, Red (G) 1917-22
 RITTNER, Perrin (F) 1949-51
 ROACH, Danny (F) 1961-62
 Bloomfield, Indiana
 ROBERT, Charley (F) 1951-53
 Baton Rouge, Louisiana
 ROBERTS, Stanley (C-F) 1989-90
 Hopkins, South Carolina
 ROBINSON, Antonio (G), 2014-15
 Bossier City, Louisiana
 ROBINSON III, Elbert (C), 2014-17
 Garland, Texas
 ROLAND, Lamont (G) 1999-01
 New Albany, Indiana
 ROLLE, Magnum (F) 2005-07
 ROSS, A. L. (F) 1912-14
 RUBCHENKO, Roman (F) 1992-96
 Cherkassy, Ukraine
 ROY, R. S. (F) 1917-18
 RUDOLPH, Gus (F) 1978-80
 Louisville, Kentucky
 RUSHING, Troy E. (F) 1953-57
 RYAN, Warren F. "Pat" 1908-09

S

SAMPSON, Brandon (G), 2015-18
 Baton Rouge, Louisiana
 SAMUELS, H. J. (F) 1931-34
 SANBORN, . . . (G) 1929-32
 SANDERS, Al T. "Apple" Jr. (G) 1945-47
 Baton Rouge, Louisiana
 SANDERS, Al T. "Little Apple" III (C) 1969-72

Baton Rouge, Louisiana
 SANDERS, J. Y. (G) 1908-11
 SAXON, Jimmy (F) 1925-28
 SAYLOR, Doug (G) 1974-76
 Ambridge, Pennsylvania
 SCALES, DeWayne (F) 1977-80
 Dallas, Texas
 SCHAPER, John N. (F) 1970-72
 Libertyville, Illinois
 SCHIELE, Chester (G) 1947-48
 SCHIELE, Joe (F) 1945-48
 SCHULTZ, Darrell (G) 1950-53
 SCOTT, Garrick (C), 1994-96
 Jackson, Louisiana
 SCOTT, Lester (G) 1988-89
 Baton Rouge, Louisiana
 SEBASTIAN, Don J. (G) 1952-56
 Baton Rouge, Louisiana
 SEBASTIAN, J. D. (G) 1919-20
 SHARP, . . . (G) 1929-30
 SHEPPARD, Nick (C) 1995-97
 Lake Charles, Louisiana
 SHIRLEY, Calvin S. "Buddy" (G) 1965-67
 Baton Rouge, Louisiana
 SHOCKEY, Jere (F) 1969-71
 Anderson, Indiana
 SHORTESS, Henry (G), 2013-16
 Baton Rouge, Louisiana
 SHOWS, W. (F) 1941-43
 SHUMAKER, Steve (C) 1967-68
 Danville, Iowa
 SIENER, Carl (C) 1971-74
 St. Louis, Missouri
 SIGLER, Roger W. (F) 1953-57
 SIMMONS, Ben (PF), 2015-16
 Melbourne, Australia
 SIMMONS, Terrance (G) 1996-97
 Haughton, Louisiana
 SIMOES, Paulo (G) 1986-88
 Baton Rouge, Louisiana
 SIMPSON, Gary (G) 1970-71
 Granite City, Illinois
 SIMS, Billy (F) 1942-43
 SIMS, Keith (G) 1944-45
 SIMS, Wayde (F), 2016-18
 Baton Rouge, Louisiana
 SIMS, Wayne (F) 1987-91
 DeRidder, Louisiana
 SIMS, Willie (G) 1977-81
 New York, New York
 SINGLETON, Vernel (C) 1988-92
 Natchez, Mississippi
 SLOANE, LeGrand W. (F) 1942-43
SMART, Javonte (G) 2018-19
Baton Rouge, Louisiana
 SMITH, Allen (G) 1959-60
 Maysville, Kentucky
 SMITH, Jabari (C) 1998-00
 Atlanta, Georgia
 SMITH, Nick (F) 1925-28
 SMITH, Terry (G) 1965-66
 Shreveport, Louisiana
 SMITH, Tom (G) 1930-33
 SMITH, 1909-10
 SPEIGHT, Carlton, 2014-15
 SPENCER, Bo (G), 2007-10
 Baton Rouge, Louisiana
 SPENCER, Duane (F) 1995-96
 New Orleans, Louisiana
 SPILLER, S. (G) 1909-10
 SQUIRES, . . . (F) 1929-30
 STANFEL, Rich (C) 1982-83
 Libertyville, Illinois
 STAYTON, Bill (G) 1931-33
 STEPHENS, Reed (F) 1947-48
 STEVENS, Ed (G) 1930-31
 STEVENS, Norman G. "Steve" (G) 1922-26
 STONE, Orval (F) 1949-51
 STOREY, M. (G) 1937-38
 STRINGER, Andre (G), 2010-14
 Jackson, Mississippi
 SWIFT, Stromile (F) 1998-00
 Shreveport, Louisiana

T

TANNEHILL, George M. (F) 1928-31
 TANNEHILL, T. (C) 1930-32
 TARASOVIC, George (F) 1951-52
 TAYLOR, Derrick (G) 1981-82; 83-86
 Baton Rouge, Louisiana
 TAYLOR, Jeff (G) 1971-73
 New Britain, Pennsylvania
 TAYLOR, H. A. "Red" (F) 1927-28
TAYLOR, Marlon (G) 2018-19

Mount Vernon, New York

TEMPLE, Collis (C) 1971-74
 Kentwood, Louisiana
 TEMPLE III, Collis (G) 1999-03
 Baton Rouge, Louisiana
 TEMPLE, Garrett (G), 2005-09
 Baton Rouge, Louisiana
 TERREBONNE, Greg (G), 2006-08
 Galliano, Louisiana
 THIGPEN, Tommy P. (C) 1964-67
 Benton, Louisiana
 THOMAS, Quenton (G) 1994-95
 Humble, Texas
 THOMAS, Tyrus (F), 2005-06
 Baton Rouge, Louisiana
 THOMPSON, Charlie (G) 2000-04
 Lake Charles, Louisiana
 THOMPSON, Dick (G) 1947-51
 THOMPSON, T. (C) 1938-40
 THORNALL, Bill (F) 1942-43
 THORNTON, Marcus (G), 2007-09
 Baton Rouge, Louisiana
 THORNTON, Quintin (F), 2007-09
 Orlando, Florida
 THORNTON, Sam B. 1922-23
 TIPTON, Wayne (F-G) 1964-67
 Knoxville, Tennessee
 TITUS, Brandon (G) 1992-94
 Cerritos, California
 TONKOVICH, Dawn (G) 1971-74
 Hollywood, Florida
 TONN, R. W. "Ruddy" Jr. (F) 1930-32
 TORRANCE, Jack (C) 1931-34
 TRACEY, Dennis (G) 1988-90
 New Orleans, Louisiana
 TRIBBETT, Jeff A. (G) 1967-70
 Lebanon, Indiana
 TRICHELE, Bert (F) 1935-36
 TUCKER, Reggie (G) 1997-98
 Cleveland, Tennessee
 TUDOR, Bobby (F) 1954-55
 TUDOR, John (G-F) 1980-84
 Pineville, Louisiana
 TURK, Dave (F) 1962-63
 Lomita, California
 TURNER, Ralston (G), 2010-12
 Muscle Shoals, Alabama
 TURNLEY, J. E. "Bob" (G) 1943-44

U

UFFMAN, Kenneth (F) 1947-48
 USSERY, Stephen (F) 1988-89
 Baton Rouge, Louisiana

V

VANCE, Damon (C) 1983-84
 Vallejo, California
 VANCE, Griff D. (F) 1938-41
 VARGAS, Jose (C) 1984-88
 LaRomana, Dominican Republic
 VIAL, Reed (G), 2016-18
 Baton Rouge, Louisiana
 VICTOR II, Craig (F), 2015-16
 New Orleans, Louisiana
 VOIGHT, Ken L. Jr (G) 1966-68
 Lafayette, Louisiana
 VOOGD, Ben (G), 2005-07
 Florence, Oregon

W

WADE, Malcolm "Sparky" (G) 1932-35
 Jena, Louisiana
 WALDEN, Henry E. (C) 1912-15
 WALTERS, Bill (G) 1942-43; 45-47
 WALTERS, Jack (F) 1935-36
 WALTON, Adam (F) 1995-97
 San Diego, California
 WATERS, Tremont (G), 2017-19
 New Haven, Connecticut
 WARNER, Jack (G) 1996-97; 99-00
 Plymouth, Minnesota
 WARREN, Storm (F), 2008-12
 Monroe, Louisiana
 WASHINGTON, Rogers (F) 1995-97
 Franklin, Louisiana
 WEBB, Charlie L. (G) 1942-43; 45-47
 WEBER, S. R. "Chink" (G) 1922-23
 WELCH, Jim (C) 1936-37
 WELLS, Wendell Wally (G) 1934-37
 WESLEY, Bob (F) 1952-53
 Baton Rouge, Louisiana

WHIPPLE, Xavier (G) 2001-05
 McIntyre, Georgia
 WHITE, Hamp (G) 1963-65
 WHITE, H. H. (G) 1915-16
 WHITE, Joe (C) 1955-57
 WHITE, Malcolm (F), 2010-12
 Baton Rouge, Louisiana
 WHITEHURST, Charles (F) 1954-55
 WHITTLE, Bill (F) 1970-73
 Indianapolis, Indiana
 WILKINSON, J. P. (G) 1912-16
 WILKINSON, W. Scott (G) 1913-17
 WILKINSON, . . . (C) 1924-25
WILLIAMS, Emmitt (F) 2018-19
Fort Myers, Florida
 WILLIAMS, Michael (G), 2012-13
 WILLIAMS, Jermaine (F) 1998-02
 Baton Rouge, Louisiana
 WILLIAMS, John (F) 1984-86
 Los Angeles, California
 WILLIAMSON, Maurice (G) 1989-90; 91-93
 New Haven, Connecticut
 WILSON, Anthony (G) 1983-87
 Plain Dealing, Louisiana
 WILSON, Bill L. (C) 1962-65
 Baton Rouge, Louisiana
 WILSON, Edwin (G) 1985-86
 WILSON, Jason (F) 2000-02
 DeQuincy, Louisiana
 WILSON, Les (G) 1926-29
 WILSON, Nikita (C-F) 1983-87
 Leesville, Louisiana
 WOLF, Sidney "Izzy" 1918-19
 WOLFERT, Paul (F), 2002-05
 Burr Ridge, Illinois
 WOLFERT, Rick (C) 1972-73, 1974-75
 Peru, Indiana
 WOLFF, Dennis (G) 1973-75
 Bayside, New York
 WOLFE, Jamaal (G) 1998-99
 Baton Rouge, Louisiana
 WOMACK, Leroy (F) 1996-97
 Baton Rouge, Louisiana
 WOODSIDE, Bernard (F) 1985-88
 Hempstead, New York

Y

YATES, Robert P. (G) 1947-51
 YOUNG, JueMichael (F) 2001-02
 Hammond, Louisiana

Z

ZIEGLER, Lonie (C) 1965-66
 ZINSER, Paul (G) 1953-55

This list represents basketball lettermen since LSU began basketball in 1908-09. The sports information office will appreciate your assistance in correcting any errors. Send all corrections or additions to Kent Lowe, P. O. Box 25095, Baton Rouge, La., 70894

Jersey Numbers

While some of the jersey numbers listed date back to the 1930s, records are somewhat incomplete through the 1950s. If you have changes, additions or corrections, please send them to Basketball SID Kent Lowe at clowe@lsu.edu for future updates.

0

Naz Reid, 2019
Brandon Sampson, 2016-18
Glen Davis, 2006-07

00

Charles Carmouche, 2013
Brian Green, 2000-01-02-03
Omar Seli-Mance, 1999
Hernan Montenegro, 1988

1

Javonte Smart, 2019
Duop Reath, 2017-18
Jarell Martin, 2015
Anthony Hickey 2012-13-14
Tasmin Mitchell, 2006-07-08-09-10
Regis Koundjia, 2005
Tony Gipson, 2003-04

2

Brandon Rachal, 2018
Antonio Blakeney, 2016-17
Johnny O'Bryant III 2012-13-14
Chris Beattie, 2010
Delwan Graham, 2009
Dameon Mason, 2007-08
Darrel Mitchell, 2003-04-05
Brian Beshara, 2000-01

3

Tremont Waters, 2018-19
Elbert Robinson III, 2016-17
Henry Shortess, 2014
Jalen Courtney, 2013
Garrett Green, 2010-11
Anthony Randolph, 2008
Tack Minor, 2004-05-06-07
Torrin Bright, 2000-01-02-03
Jaamal Wolfe, 1999
Reggie Tucker, 1998
Doug Anison, 1993-94

4

Skylar Mays 2017-19
Keith Hornsby 2015-16
Corban Collins, 2013
Chris Bass, 2009-10-11-12
Ben Voogd, 2006-07
Regis Koundjia, 2004
JueMichael Young, 2002
Stromile Swift, 1999-00
Gene Nabors, 1996-97
Jamie Brandon, 1992-93-94
Fess Irwin, 1987-88
Joe Schiele, 1947

5

Daryl Edwards, 2018-19
Kieran Hayward, 2017
Josh Gray, 2015-16
Shavon Coleman, 2013-14
Malcolm White, 2011-12
Marcus Thornton, 2008-09
Mildon Ambres, 2004
Robert Royal, 2001

Jamal Harrison, 2001
DeJuan Collins, 1998
Lester Earl, 1997
Landers Nolley, 1995-96
Andre Owens, 1993-94
Justin Anderson, 1992
Frank Jennings, 1947

10

Galen Alexander, 2018
Branden Jenkins, 2017
Henry Shortess, 2015-16
Andre Stringer, 2011-12-13-14
Daron Populist, 2010
Greg Terrebonne, 2007-08
David Fleshman, 2005-06
Charlie Thompson, 2001-02-03-04
Rhodaria Caston, 1998
David Bosley, 1994-95-96-97
Maurice Williamson, 1990-92-93
Parker Griffith, 1987-88
Derrick Taylor, 1982-84-85-86
Willie Sims, 1978-79-80-81
Bob Miller, 1976-77
Eddie Palubinskas, 1973-74

11

Kavell Bigby-Williams, 2019
Jalyn Patterson, 2017
Shane Hammink, 2013-14
Bo Spencer, 2008-09-10
Josh Maravich, 2003-04-05
Brandon Landry, 1999-00-01
Djole Palfi, 1995
Mike Hansen, 1991-92-93
Anthony Wilson, 1984-85-86-87
Drexal Allen, 1982
Mark Alcorn, 1980-81
Al Green, 1979
Kenny Gray, 1958
Roger Sigler, 1956-57
Charlie "Bubba" Webb, 1947

12

Marshall Graves, 2017-18-19
Jarell Martin, 2014
Ronald Martin, 2012
Aaron Dotson, 2010
Tyrus Thomas, 2006
Ronald Dupree, 2000-01-02-03
Darryl Cooper, 1999
Sean Gipson, 1993-94
John Picou, 1991-92
Lester Scott, 1989
Darryl Joe, 1987-88
Johnny Jones, 1981-82-83-84
Joe Combs, 1958
Troy Rushing, 1955
Frank Brian, 1947

13

Will Reese, 2019
Jeremy Combs, 2018
Antonio Robinson, 2015
Eddie Ludwig, 2010-11-12-13
Terry Martin, 2007-08-09
Pete Bozek, 2001-02
Dennis Tracey, 1989-90
Todd Kinchen, 1988
John Hudson, 1960-61

14

Marlon Taylor, 2019
Randy Onwusor, 2018
Courtney, Jalen, 2011-12
Garrett Temple, 2006-07-08-09
Jaime Lloreda, 2003-04
Quenton Thomas, 1995-96
Kyle McKenzie, 1988-89
Edwin Wilson, 1986
Donald Green, 1983
Matt England, 1981-82
Stanley Jacobs, 1960-61

15

Reed Vial, 2017-18
Jalyn Patterson, 2015-16
Dennis Harris, 2010-11
Magnum Rolle, 2006-07
Jeremy Comeaux, 1998
Deuce Ford, 1996
Ocie Conley, 1985-86
Joe Johnson, 1984
Ray Borner, 1982
Jay Vallery, 1956
Don Belcher, 1953-54-55

17

James Gremillion, 1947

20

Brian Bridgewater, 2015-17
Dave Jackson, 2013
Zach Kinsley, 2009-10
Garrett Green, 2008
Tim Bush, 2003
Leroy Womack, 1997-98
Ronnie Henderson, 1994-95-96
T. J. Pugh, 1991-92
Jason Cormier, 1989
Neboisha Bukumirovich, 1985-86-87-88
John Tudor, 1981-82-83-84
Jordy Hultberg, 1977-78-79-80
Donald Newman, 1976
Randy Herring, 1974-75
Jim Knudsen, 1972
Tommy Henner, 1970
Mark Bernbrock, 1969
Ken Voigt, 1967-68
Tommy Collins, 1959
Bill Walters, 1946
Abner Wimberly, 1944
Griff Vance, 1941
Tommy Thompson, 1939
Glenn Delafield, 1937

21

Aaron Epps, 2015-16-17-18
Matt Derenbecker, 2011
Chris Johnson, 2006-07-08-09
Courtney Trask, 2003
Jermaine Williams, 2000-01-02
Brian Beshara, 1999
Randy Livingston, 1995-96
Lenear Burns, 1990-91-92-93-94
Lyle Mouton, 1988-89
Dennis Brown, 1984-85-87
Ethan Martin, 1978-79-80-81
Doug Saylor, 1975-76-77
Tommy Raborn, 1958
Don Loughmiller, 1953-54
Humberto Ramirez, 1944
Jack Bushman, 1937

Jersey Numbers

22

Darius Days, 2019
Darcy Malone, 2014-15-16
Ralston Turner, 2011-12
Taylor Jacobsen, 2010
Darrel Mitchell, 2006
Xavier Whipple, 2002-03-04-05
Maurice Carter, 1996-97-98-99
Clarence Ceasar, 1992-93-94-95
Shawn Griggs, 1991
Russell Grant, 1988-89
Greg Perkins, 1983
J. Brian Bergeron, 1979-80-81
Kenny Higgs, 1975-76-77-78
Wade Evans, 1973-74
Ray Lewis, 1960
Wayne Monson, 1958
Troy Rushing, 1956-57
Jim McNeily, 1954-55
Gene Murphy, 1949-50
Vernon McMorris, 1944

23

Pete Maravich, 1968-69-70
Tom Collins, 1958
Charlie Seitz, 1957
Don Sebastien, 1954-56
Joe Ozburn, 1949-51
Jim McLeod, 1943
George Haynie, 1941
Felix Buchanan, 1938
Ray Giacoma, 1936-37
Sparky Wade, 1935
Note: Pete Maravich's number retired in 1970

24

Emmitt Williams, 2019
Malik Morgan, 2013-14
Storm Warren, 2009-10-11-12
Terrence Simmons, 1997
Paul Johnson, 1993
Vernel Singleton, 1989-90-91-92
John Williams, 1985-86
Leonard Mitchell, 1981-82-83-84
Len Breda, 1977-78
Brent Boyd, 1976
Dennis Wolff, 1974-75
Jeff Taylor, 1972-73
Gary Simpson, 1971
Richard Hickman, 1968-69-70
Brad Brian, 1967
Buddy Shirley, 1966
Pat Chase, 1965
Sam Chase, 1962-63-64
Mahon Edmondson, 1961
Phil Raisor, 1960
Bobby Yates, 1949
Keith Sims, 1945
Dave Madison, 1942
Conley Hathorn, 1936-37-38
Ben Journeay, 1935

25

Ben Simmons, 2016
Jordan Mickey, 2014-15
Daron Populist, 2011
Ross Chouest, 2002
Louis Earl, 1997-98
Brandon Titus, 1993-94
Paul Marshall, 1992
Danny Moscovitz, 1991
Chris Carrier, 1986
Joe Costello, 1979-80-81-82
Randy Coppens, 1975-76-77
Dawn Tonkovich, 1972-73-74
John Brantley, 1971
John Carr, 1970
Rusty Bergman, 1968-69
Kenny Drost, 1965-66
Bob Fetter, 1961-62-63-64

Dick Davies, 1959-60
Dick Thompson, 1949-50-51
James McLeod, 1942
Wendell Wells, 1937

26

Talmadge Bozeman, 1940
Glenn Delafield, 1938

27

Elliot Gremillion, 1944
Raymond Bass, 1942
Tommy Thompson, 1940
Woodie Doshier, 1939
Nolan Miller, 1935, 1936

28

Glavis Edwards, 1946
Ed Lester, 1945
LeGrand Sloane, 1943
Felix Buchanan, 1940
Dick Burge, 1939
Jack Bushman, 1938

29

Edgar "Bud" Turnely, 1944
John Chaney, 1941-43
Howard Jackson, 1937
Audley MacDonald, 1936
Jack Harris 1935

30

Alex Farrer, 2006-07-08-09-10
Brandon Bass, 2004-05
Chico Potts, 1998
Stephen Ussery, 1989
Bernard Woodside, 1986-87-88
Theron Cojoe, 1983-84
Brian Kistler, 1981-82
Frank Lifetree, 1977-78
Michael Brown, 1976
John Enguist, 1973-74
Tommy Hess, 1970-71-72
Rick Lupcho, 1968-69
Buddy Shirley, 1967
Scott Eowling, 1966
Judd Cramer, 1964
George Nattin, 1960-61-62
Wayne Monson, 1959
Wilton Dale, 1944
Dave Madison 1943
Willie Morgan, 1940-41
Arnold Bryan, 1937
Bert Trichel, 1936
Buddy Blair, 1935

31

John Odo, 2014-15
Jermaine Williams, 1999
Oliver Brown, 1984-85-86-87
DeWayne Scales, 1978-79-80
Mark Smyth, 1977
Al "Little Apple" Sanders, 1970-71-72
Ralph Jukkola, 1967-68-69
Wayne Austin, 1965-66
Doug Piazza, 1964
Maury Drummond, 1961-62-63
Joe Borgini, 1960
Bobby Lowther, 1943
W. Shows, 1942
Frank Doughtry, 1938

32

Craig Victor II, 2016-17
Carlton Speight, 2015
John Isaac, 2012
Quintin Thornton, 2008-09
Paul Wolfert, 2003-04-05
Willie Anderson, 1998-99
Nick Shepherd, 1996-97
Harold Boudreaux, 1990-91-92
Paulo Simoes, 1987-88
Damon Vance, 1984-85
Howard Carter, 1980-81-82-83
Ernest Brown, 1979
Gary Huffman, 1975-76
Mickey Heard, 1974
Terry Smith, 1966
Randy Geyer, 1964-65
Ray Lewis, 1962
Lynn Moon, 1959
Charley Robert, 1953
Bobby Boggess, 1949-50-51
Dick Merrel, 1948
Clyde Lindsey, 1946
Hear Miller, 1944
William Walters, 1943
Sid Auger, 1936

33

Marqus LeDoux, 1999
Glover Jackson, 1994
Shaquille O'Neal, 1990-91-92
Ricky Blanton, 1985-86-87-88-89
Steffond Johnson, 1982-83-84
Walter Campbell, 1978-79
John Breathwit, 1976-77
Mike Darnall, 1974-75
Steve Chidley, 1972
Jere Shockey, 1971
Jeff Tribett, 1968-69-70
Kenny Drost, 1967
Brad Brian, 1965-66
Steve Cram, 1964
Ellis Cooper, 1961-63
Butch Mixon, 1959
Lynn Moon, 1957-58
Bob Freshley, 1953-54
Orval Stone, 1950
Ray Bass, 1949
Dick Harris, 1944
Jack Fulkerson, 1942
Walker Cress, 1937
Lloyd Lindsey, 1935

Note: Shaquille O'Neal's number retired in Dec. 2000

34

Glen Davis, 2005
Mildon Ambres, 2003
Cedric Carter, 1998-99
Alonzo Johnson, 1995
Randy Duvall, 1990
Tyrone Black, 1980-81-82-83
John Shaper, 1971-72
Kent Johnson, 1970
Chuck Legler, 1968-69
Dave Ramsden, 1967
Harry Heroman, 1964-65-66
Dave Turk, 1963
Ray Lewis, 1960-61
Carey Guglielmo, 1958
R. R. McCain, 1957
Paul Zinser, 1954-55
Joe Dean, 1950-51
Bill Michaelis, 1949
Winson Hoover, 1944

Jersey Numbers

35

Mayan Kiir, 2018
Darnell Lazare, 2004-05-06-07
Rogers Washington, 1996-97-98
David Mascia, 1993
Mahmoud Abdul-Rauf, 1989-90
Jerry Reynolds, 1983-84-85
Lionel Green, 1976-77-78-79
Glenn Hansen, 1974-75
Bill Whittle, 1971-72-73
Danny Hester, 1969-70
Chuck Legler, 1967
Larry Henderson, 1965-66
Jack Belcher, 1964
Ray Hines, 1960
Carey Guglielmo, 1959
Dom Merle, 1957-58
Dick Holt, 1956
Norman Magee, 1953-54-55
Bob Meador, 1949-50-51
Jim Welch, 1937
Kernan Banker, 1936

Note: Mahmoud Abdul-Rauf's jersey will be retired February 29, 2019

36

Bill Bohannon, 1936

37

Doc Floyd, 1937
Buster Bryan, 1936

38

W. D. Leathers, 1935-36-37

39

Willard Beeson, 1936

40

Brian Helquist, 1999
Durand "Rudy" Macklin, 1977-78-79-80-81
Paul Kates, 1976
Carl Siener, 1972-73-74
Bob Lang, 1970
Paul Milanovich, 1968
Wayne Tipton, 1965-66
Steve Cram, 1963
Bob McLoughlin, 1962
Stan Jacobs, 1959
Bob Loftin, 1958
Bill Lee, 1954
Sonny Gregory, 1950
Jack Hall, 1949
Wendell Well, 1936

Note: Rudy Macklin's uniform No. 40 retired in Feb. 2010.

41

Justin Hamilton, 2012
Ross Neltner, 2005
Collis Temple III, 1999-00-01-02-03
Duane Spencer, 1996-97
Richard Krajewski, 1989-90-91
Nikita Wilson, 1984-85-86-87
Rick Mattick, 1977-78-79-80
Collis Temple, Jr., 1972-73-74
Nelson Isley, 1971
Jere Shockey, 1969
Bob Grdley, 1968

Wayne Tipton, 1967
Pat Chase, 1966
Ronnie Register, 1965

42

Antonio Hudson, 2002-03-04-05
Bob Hall, 1997
Ben McDonald, 1987-88
Edwin Wilson, 1986
Duane DeArmond, 1977-78-79-80
Willie High, 1976
Marty Allman, 1971-72-73
Steve Shumaker, 1968
Bob Rasmussen, 1967
Hamp White, 1964-65
Jim Lindsey, 1949-50

43

Lamont Roland, 2000-01
Misha Mutavdzic, 1995-96
Geert Hammink, 1989-90-91-92-93
Jose Vargas, 1985-86-87-88
Greg Cook, 1978-79-80-81
Frank LeFevre, 1975
Ralph Loe, 1973
Bill Newton, 1970-71-72
Dave Ramsden, 1969
Randy LaMont, 1968
Pete Henry, 1966
Dick Maile, 1963-64-65
Norman Card, 1962
Allen Smith, 1960
Stan Jacobs, 1959
Bill Loftin, 1958
Ken Marten, 1956
Les Jones, 1953-54
Perrin Rittner, 1950

44

Wayde Sims, 2017-18
Thomas Davis, 2002-03
Jason Wilson, 2001
Adam Walton, 1995-96-97
Kirk Goehring, 1993
Wayne Sims, 1988-89-90-91
Don Redden, 1983-84-85
Andy Campbell, 1978-79-80-81
Scott Spencer, 1977
Ed LeBlanc, 1973-74-75-76
Tommy Thigpen, 1965-66-67
Norman Card, 1964
Howard Keene, 1962-63
Raymond Arthur, 1961
Joe Clune, 1960
Jim Crisco, 1957-58-59
Byron Johnson, 1949-50
Bob Meador, 1948

45

Brandon Eddlestone, 2014-15-16-17
Mychal Williams, 2013
Aaron Dotson, 2011
Ross Neltner, 2004
Jack Warner, 1997-98-99-00-01
Roman Rubchenko, 1993-94-95-96
Zoran Jovanovich, 1985-86
Rick Stanfel, 1983
Gus Rudolph, 1979-80
Floyd Bailey, 1975-76-77-78
John Brantley, 1972

Drew Corley, 1967-68-69
Lonnie Ziegler, 1965
Bill Wilson, 1963-65
Tom Conklin, 1961-62
Phil Raisor, 1959
Mark Freeman, 1950
Graves Holloway, 1949

50

Joe Combs, 1959
Bob Pettit, 1952-53-54

Note: Bob Pettit's number retired in 1954

51

Joshua Badeaux, 2013
Shawnsen Johnson, 2003
Jason Wilson, 2002
Scott Bowling, 1965
Randy Geyer, 1963
John Bayley, 1961-62
Carey Guglielmo, 1960

52

Jabari Smith, 1999-00
Jeremy Comeaux, 1998
Duncan Dowling, 1963
Tommy Raborn, 1959-60
Joe Fahey, 1955-56
Benny McArdle, 1953-54
Darrell Schultz, 1951

53

Stanley Roberts, 1990
Jack Blecher, 1962-63
Bob Loftin, 1959

54

Brad Bridgewater, 1999-00-02-03
Garrick Scott, 1995-96
Norman Card, 1963
Duncan Dowling, 1962
Tom Conklin, 1961
Earl Long, 1959
Joe White, 1956
Ned Clark, 1954-55

55

Tim Quarterman, 2014-15-16
Andrew Del Piero, 2012-13
Kenneth Bridges, 1953



Maravich CENTER

The Pete Maravich Assembly Center continues to serve as the home of some of LSU's greatest moments in its college basketball history as the Tigers enter their 49th season in the venue they have called their basketball home the longest.

Even after all these years, the Maravich Center is still a great place for basketball on the portable wood playing surface.

The building took on a much needed new look for the 2017-18 season with the magnificent giant side and end video boards installed above the court that allows fans everywhere in the building to have a clear look at video and statistics.

There is also new modern light capabilities that offers some of the best light intensity that has been seen in the history of the building.

The building has seen constant changes since a three-year campaign began in 2005 to spruce up the building by the LSU Athletic Department.

In a year when the building would also become famous worldwide as the site of the largest triage unit in history after Hurricane Katrina, the athletic department was able to finish its renovation in time for the 2005-06 season and turn the building back into a showcase for LSU men's basketball.

An interactive concourse area depicting the history of the great players who have starred for LSU in the building, additional restrooms, new seats throughout the arena have taken the building to a new level. Now, the building features a practice facility for men and women along with a men's locker



11.5 Million

Original cost of building -- \$11.5 million; one of the most visible structures on campus.

NCAAs

Site of two NCAA Men's Regional Basketball Tournaments: 1976, 1986

NITs

Site of six NIT pre- and post-season events: 1982, 1983, 1987, 1989, 2002, 2009, 2018

2008, 2009, 2012, 2013, 2014

Site of NCAA Women's Basketball First and Second Rounds in 2008 and 2009; 2012-2014.

East to West

East-to-West, you can put a football field and still have almost 33 yards of space left.

North to South

North-to-South, you can put another gridiron and have about 13 yards extra.

3,113,380

There are over one-fifth of a million square feet enclosed and over one-quarter of a million square feet throughout for a total of 3,113,380 cubic feet.

1,750

A total of 1,750 tons of air conditioning keeps the interior at year-round comfort.

13,215

Seats 13,215 spectators after \$5 million renovation to concourse and seating areas.

room complex helping the Assembly Center's appeal for players and fans for years to come.

The Maravich Assembly Center is, like the other venues LSU basketball has bounced around in through its long history, unique in its own way.

Before moving across from Tiger Stadium (in the 1971-72 season), the Tigers set up shop in the Pavilion on the old LSU campus, the Huey Long Field House Gym Armory (now the Cox Communications Academic Center) and the John M. Parker Agricultural Center. LSU and SEC fans knew the latter as the "Cow Palace" as it served as the primary home for LSU basketball for four decades.

But when the LSU Tigers commenced

play in the Assembly Center in the 1971-72 season, it marked the beginning of a new era in LSU Roundball.

The building opened as the LSU Assembly Center, but during the summer of 1988, then Louisiana Governor Buddy Roemer signed legislation changing the official name of the building to the Pete Maravich Assembly Center in honor of the LSU star who had died tragically earlier that same year.

The Maravich Center is also the home for the LSU volleyball, gymnastics and women's basketball teams.





Practice FACILITY

The modern “workplace” of hoops is helping LSU basketball be a better team and a better program every day.

While the front of the building is dominated by the statues of Shaquille O’Neal and Bob Pettit, it is what goes on inside the facility that is most important to the present and future of the LSU men’s basketball program.

The chance to schedule practice when needed and the chance to get shots up or work on free throws any time is what makes this facility so important.

The facility features exact duplicate full-size gymnasiums. Each has two portable goals and four overhead retractable goals. Both courts are exact replicas of the PMAC competition court. Each gym features a scoreboard, video filming balcony and scorer’s table with video and data connection. Each gym spans 11,324 square feet and includes a regulation NCAA court in length with two regulation high school courts in the opposite direction.

Besides, the men’s gymnasium, the facility is the primary work area for the basketball team with locker room, team lounge, training

room, laundry facility, coaches locker room and storage areas.

The building also includes a central two-story lobby and staircase that ascends to the second level that has a room (The Legends Club) that can hold approximately 500 people for pre-game and post-game functions that leads into the Maravich Center concourse.

The lobby of the building showcases team displays and graphics, trophy cases (featuring the hardware of some of the great seasons) and memorabilia from the long history of LSU basketball.

Also design work is featured in the men’s basketball halways complete with vibrant pictures that lead players and coaches down to the dressing room rotunda and hallway to the arena floor.

The display and wall graphics were designed by ZE Design of Centerville, Ohio.

The facility was constructed by Guy Hopkins Construction of Baton Rouge based on designs by the firm of Tom Holden Architects of Baton Rouge in a unique joint venture with RDG Sports of Des Moines, Iowa.



The Legends Club connects to the Maravich Center concourse.

Facility Facts

- Project Cost: \$13,913,000
- Ground broken on July 1, 2008
- Contractors: Guy Hopkins Construction of Baton Rouge based on the designs by the firm of Tom Holden Architects of Baton Rouge in a joint venture with RDG Sports of Des Moines, Iowa
- Total Project Area: 58,960 square feet of new construction and 1,100 square feet of renovated construction
- Two state-of-the-art practice gyms each spanning 11,324 square feet; includes a regulation NCAA court in length with two regulation high school courts in the opposite direction
- Each gym has two portable goals and four overhead retractable goals; both are exact replicas of the PMAC competition court
- Each gym can hold up to 800 people for special events
- Each gym features a scoreboard, video filming balcony and scorer's table with video and date connections to enable instant replay
- A central two story lobby and grand staircase ascends to the second level. The lobby showcases team displays and graphics, trophy cases and memorabilia from the past. The displays and wall graphics were designed by ZE Design of Centerville, Ohio.
- On the second level of the facility is the Legends Club that opens to an extension of the Maravich Center concourse. It can hold approximately 500 people for pre-game and post-game functions.
- Other areas of the addition include a Media Interview Area, Men's Basketball Locker Room, Team Lounge, Training Room, Laundry Facility, Coach's Locker Room and storage areas.



The dressing room rotunda and this brilliant Tiger logo leads one into the LSU Lockerroom.



This wall spotlights LSU's eight SEC player of the year honorees.



First-team All-Americans from Sparky Wade in 1935 to Ben Simmons in 2016 are also highlighted in the walk down the hallway. New Pictures on this page of these things



Another mural spotlights LSU's three "NBA at 50" players -- Bob Pettit, Shaquille O'Neal and Pete Maravich.

Maravich Center W-L Records

LSU vs. SEC Opponents in the PMAC

Alabama – 26-21
Arkansas – 17-11
Auburn – 29-16
Florida – 25-11
Georgia – 23-13
Kentucky – 17-18
Ole Miss – 37-8
Mississippi State – 28-20
Missouri – 4-0
South Carolina – 8-6
Tennessee – 19-16
Texas A&M – 6-2
Vanderbilt – 22-12

Non-Conference Opponents

UAB – 2-0	Maryland – 1-0	U.S. International – 1-0
Alcorn State – 3-0	Massachusetts – 1-0	Utah – 1-1
Arizona – 3-0	Maryland-Baltimore Co. 1-0	Utah State – 1-0
Arkansas State – 2-0	McNeese State – 23-0	Villanova – 0-1
American – 1-0	Mercer – 1-0	Virginia – 0-1
Ball State – 0-1	Memphis – 3-0	Wake Forest – 1-0
Belmont – 1-0	Michigan – 0-1	Washington – 2-1
Bethune-Cookman – 1-0	Middle Tennessee State 1-0	Washington State – 2-0
Boise State – 1-0	Miss. Valley State – 2-0	West Virginia – 0-1
Boston University – 2-0	Montana State – 2-0	Western Kentucky – 2-0
UC-Irvine – 1-0	Nevada-Las Vegas – 2-0	Wichita State – 0-2
UCLA – 0-1	Nevada-Reno – 1-0	Winthrop – 1-0
UC-Santa Barbara – 1-0	New Orleans – 7-2	Wofford – 1-0
Cal State Fullerton – 1-0	Niagra – 1-0	Wright State – 1-0
Cal State Los Angeles – 1-0	Nicholls State – 15-1	Wyoming – 1-0
Campbell – 2-0	North Carolina – 1-0	Xavier – 1-1
Charleston – 2-0	North Carolina – 0-1	
Centenary – 6-0	North Carolina A&T – 2-0	
Central Connecticut State 1-0	UNC-Wilmington – 4-0	
Central Michigan – 1-0	Northern Arizona – 2-0	
Chapman – 1-0	NC Central – 1-0	
Cleveland State – 1-0	NC Greensboro – 1-0	
Coastal Carolina – 0-1	Northern Iowa – 0-1	
Colgate – 1-0	North Florida – 3-0	
Connecticut – 1-0	North Texas – 0-1	
Coppin State – 0-1	Northwestern State – 10-0	
Cornell – 2-0	Ohio State – 1-0	
Delaware – 1-0	Oklahoma – 1-0	
Delaware State – 1-0	Oklahoma City – 1-0	
DePaul – 1-1	Oral Roberts – 4-1	
Drake – 1-0	Oregon State – 1-0	
Duke – 0-1	Pacific – 1-0	
Farleigh-Dickinson – 1-0	Prairie View A&M – 3-0	
Fresno State – 1-0	Radford – 0-1	
Furman – 1-0	Rhode Island – 1-0	
Gardner-Webb – 2-0	Rice – 2-0	
George Mason – 1-0	Robert Morris – 1-0	
Georgetown – 1-0	St. Peter's – 2-0	
Georgia State – 1-0	St. Francis (PA) – 3-0	
Georgia Tech – 1-0	Samford – 3-2	
Grambling State – 4-0	Sam Houston State – 3-0	
Hardin-Simmons – 3-0	Savannah State – 1-0	
Houston – 6-2	Seton Hall – 1-0	
Houston Baptist – 2-0	South Alabama – 2-1	
Iona – 1-0	Southeastern – 12-0	
Illinois – 0-1	Southern-BR – 9-0	
Incarnate Word – 1-0	Southern-NO – 1-0	
Indiana State – 1-0	Southern California – 1-0	
Jackson State – 3-1	Southern Mississippi – 5-0	
Kansas – 0-1	Southwest Texas State 1-0	
Kennesaw State – 1-0	Stanford – 1-0	
Lafayette – 1-0	Stephen F. Austin – 0-1	
Lamar – 1-1	UT-Chattanooga – 1-0	
Louisiana College – 1-0	Tennessee-Martin – 5-0	
Louisiana-Lafayette – 6-0	Tennessee State – 1-0	
Louisiana-Monroe – 7-0	Texas – 4-1	
Louisiana Tech – 2-1	Texas A&M CC – 1-0	
Louisville – 0-1	Texas Christian – 0-1	
Loyola (Chicago) – 2-0	Texas-El Paso – 1-0	
Loyola (New Orleans) – 1-0	Texas-Pan American – 3-0	
Loyola Marymount – 2-0	Texas Tech – 1-0	
LSU-Shreveport (exh) – 1-0	Texas Southern – 2-0	
Maine – 1-0	Towson – 1-0	
Marquette – 1-0	Troy – 5-0	
Marist – 2-0	Tulane – 11-1	



Year-by-Year at Maravich Assembly Center

YEAR	GAMES	RECORD	SEC	NON-CONF.
1971-72	12	8-4	5-4	3-0
1972-73	12	8-4	5-4	3-0
1973-74	14	9-5	4-5	5-0
1974-75	12	6-6	4-5	2-1
1975-76	16	10-6	4-5	6-1
1976-77	16	11-5	5-4	6-1
1977-78	15	11-4	7-2	4-2
1978-79	14	13-1	8-1	5-0
1979-80	14	12-2	7-2	5-0
1980-81	15	15-0	9-0	6-0
1981-82	13	9-4	7-2	2-2
1982-83	15	11-4	6-3	5-1
1983-84	14	12-2	8-1	4-1
1984-85	15	13-2	8-1	5-1
1985-86	16	13-3	6-3	7-0
1986-87	16	10-6	5-4	5-2
1987-88	15	11-4	7-4	4-0
1988-89	16	11-5	7-2	4-3
1989-90	18	16-2	8-1	8-1
1990-91	16	15-1	8-1	7-0
1991-92	16	12-4	6-2	6-2
1992-93	17	15-2	6-2	9-0
1993-94	14	8-6	3-5	5-1
1994-95	16	9-7	3-5	6-2
1995-96	18	11-7	3-5	8-2
1996-97	15	9-6	3-5	6-1
1997-98	16	8-8	1-7	7-1
1998-99	16	12-4	4-4	8-0
1999-00	16	15-1	7-1	8-0
2000-01	16	9-7	1-7	8-0
2001-02	17	12-5	4-4	8-1
2002-03	18	16-2	6-2	10-0
2003-04	15	12-3	5-3	7-0
2004-05	15	14-1	8-0	6-1
2005-06	16	14-2	8-0	6-2
2006-07	18	14-4	5-3	9-1
2007-08	15	9-6	3-5	6-1
2008-09	21	19-2	7-1	12-1
2009-10	18	11-7	2-6	9-1
2010-11	18	8-10	1-7	7-3
2011-12	15	11-4	6-2	5-2
2012-13	17	14-3	6-3	8-0
2013-14	16	13-3	7-2	6-1
2014-15	17	13-4	5-4	8-0
2015-16	18	15-3	8-1	7-2
2016-17	16	8-8	1-8	7-0
2017-18	18	14-4	6-3	8-1
2018-19	17	15-2	7-2	8-0
TOTALS	759	564-195	260-153	304-42
48 YEARS		.743	.630	.879

Maravich Center Attendance

Home Attendance at the PMAC

YEAR	GAMES	ATTENDANCE	AVERAGE
1971-72	12	93,876	7,823
1972-73	12	110,881	9,240
1973-74	14	144,105	10,293
1974-75	12	99,589	8,299
1975-76	16	124,362	7,773
1976-77	16	133,636	8,352
1977-78	15	148,423	9,895
1978-79	14	177,964	12,712
1979-80	14	175,339	12,524
1980-81	15	205,622	13,708
1981-82	13*	171,305	13,177
1982-83	15*	180,795	12,053
1983-84	14	177,596	12,685
1984-85	15	195,927	13,062
1985-86	16#	201,820	12,614
1986-87	16\$	165,182	10,324
1987-88	15@	174,414	11,628
1988-89	16	192,016	12,001
1989-90	18&	246,257	13,681
1990-91	16	214,473	13,404
1991-92	16	209,345	13,084
1992-93	17	193,632	11,390
1993-94	14	152,117	10,866
1994-95	16	172,888	10,806
1995-96	18	165,710	9,206
1996-97	15	111,722	7,448
1997-98	16	114,266	7,142
1998-99	16	123,941	7,746
1999-00	16	168,784	10,549
2000-01	16	129,709	8,106
2001-02	17*	145,078	8,534
2002-03	18	156,368	8,687
2003-04	15	140,321	9,355
2004-05	15	141,139	9,409
2005-06	16	151,499	9,469
2006-07	18	180,038	10,002
2007-08	15	128,469	8,565
2008-09	21	217,834	10,373
2009-10	18&	160,836	8,935
2010-11	18	128,749	7,153
2011-12	15	129,910	8,661
2012-13	17	130,105	7,653
2013-14	16	142,567	8,910
2014-15	17	151,249	8,897
2015-16	18	204,890	11,383
2016-17	16	112,307	7,091
2017-18	18*	162,533	9,030
2018-19	17	179,116	10,536
TOTALS	759	7,638,667	10,064

* - Includes one National Invitation Tournament post-season game
 # - Includes two NCAA Tournament SE Regional games
 \$ - Includes one Pre-Season NIT game
 @ - Includes two SEC Tournament games
 & - Includes two Pre-Season NIT games

Top Paid Attendances In Current Seat Configuration (2006-present)*

1.	13,997	Kentucky	Feb. 10, 2015
2.	13,882	Oklahoma	Jan. 30, 2016
3.	13,839	Xavier	Jan. 24, 2009
4.	13,610	Arkansas	Jan. 16, 2016
5.	13,600	Alabama	Jan. 13, 2018
6.	13,581	Tennessee	Feb. 23, 2019
7.	13,573	Kentucky	Jan. 5, 2016
8.	13,546	Vanderbilt	March 9, 2019
T9.	13,468	Florida	Feb. 27, 2016
T9.	13,468	Georgia	Jan. 25, 2006
10.	13,345	Florida	Feb. 24, 2009
11.	13,311	Arkansas	Feb. 2, 2019
12.	13,249	Vanderbilt	March 4, 2009
13.	13,123	Mississippi State	Feb. 6, 2016
14.	13,121	Connecticut	Jan. 6, 2007
15.	13,083	Kentucky	Feb. 6, 2010
16.	12,928	Texas A&M	Feb. 13, 2016
17.	12,698	Arkansas	Jan. 31, 2009
18.	12,507	Ole Miss	March 4, 2006
19.	12,401	Florida	Feb. 24, 2007
20.	12,133	Ole Miss	Jan. 13, 2016

*Note: Capacity after remodeling of seating area prior to the 2005-06 season dropped to 13,215.

Top Paid Men's Basketball Attendances at Maravich Center (1972-2005)

	ATTENDANCE	OPPONENT	DATE
1.	15,694	Ole Miss	Feb. 25, 1981
2.	15,399	Ole Miss	Jan. 19, 1991
3.	15,242	Alabama	Jan. 21, 1989
4.	15,192	Kentucky	Jan. 19, 1981
5.	15,109	Vanderbilt	Jan. 2, 1991
6.	15,093	Auburn	Jan. 20, 1982
7.	14,987	Ole Miss	Feb. 1, 1989
8.	14,799	Ole Miss	Jan. 21, 1995
9.	14,687	Tennessee	Jan. 24, 1981
10.	14,568	Auburn	Jan. 15, 1979
11.	14,551	Kentucky	Feb. 11, 1978
11.	14,551	UCLA	Dec. 17, 1994
13.	14,486	Auburn	Feb 9, 2000
14.	14,460	McNeese State	Jan. 20, 1992
15.	14,449	Vanderbilt	Jan. 7, 1981



(Front Row) Blackie Banker, Wally Wells, Henry Young, Sparky Wade, Nolan Miller, Guy Ottwell, Milford McDonald, Mac Michael.

(Back Row) Judge Bryan, Bill Leathers, Shongaloo Lindsey, Sid Adger, Texas Bohannon, Red Beeson, Jack Harris, Ben Journeay, Buddy Blair.

1935

Winner American Legion Bowl - Atlantic City, N. J.
Southeastern Conference Champions
Coach Harry Rabenhorst • Record 14-1, 11-0

NATIONAL CHAMPIONS

It was a different time and a different era. But in 1935, in the days before the NCAA Tournament and the National Invitation Tournament sprung to life and created true March Madness, there was a national championship being claimed on the hardwood at LSU.

Led by the school's first All-American, Sparky Wade, and Buddy Blair, the Tigers of 10th year head coach Harry Rabenhorst pulled off a feat that many people feel is the first magical moment of LSU basketball. The Tigers, after a 13-1 regular season and a co-championship in the Southeastern Conference, went to Atlantic City and played the best team in the East, the Pittsburgh Panthers, and won.

They called Wade the "Little Giant from Jena," and he could make a basketball do almost anything. He was 5-6 and a smaller preview of what would come in the late 1960s with Pete Maravich.

In 1935, the Tigers had a very favorable schedule that saw them play only three of 14 games away from the comfort of the Gym-Armory. The road games weren't bad trips at all, even in those days. One was to Houston to face Rice and the other two were to New Orleans to face Tulane.

The only loss of the season was that game against Rice, 56-47. Wade jokingly said in later years of that game, "The Rice Gym was an old auditorium with one chandelier with twenty-five watt bulbs. You could not see your feet or the color of uniforms. Even the floor was unwaxed."

But that was the only time the Tigers stumbled. Ironically, there was no SEC Tournament that particular year so LSU and Kentucky would not meet in basketball that season. Kentucky, undefeated in the conference, had not lost to LSU in a hoops contest and wouldn't until 26 years later.

So LSU and Pittsburgh were invited to the



battle for the American Legion Bowl before some 5,000 at the Atlantic City Auditorium. LSU won by four, 41-37, but that tells so little of the story.

It was April 13, 1935. Doc Carlson's Panthers were 18-5 on the season. The Tigers started out very, very slow at a time when scoring points could be easily at a premium. The Tigers trailed 18-4 and still were down by nine, 26-17, at the half.

Gradually LSU rallied back. Buddy Blair made a long shot to give LSU a 35-33 lead. He then followed it with the next six points for the Tigers. Pittsburgh outscored LSU 17-16 in field goals, but LSU had a 9-3 advantage from the free throw line.

Blair led all scorers with 20 points, Shongaloo Lindsey added eight, Sparky Wade five, Jack Harris four and Arnold Bryan and Ben Journeay two apiece. While Wade's point total was down, his ball handling and court presence meant much to LSU's win.

The Advocate trumpeted the news the next day: "Louisiana State University, power

in the Southeastern Conference, came from far behind tonight to defeat the University of Pittsburgh, Eastern Conference champion, 41-37, in their intersectional basketball game."

"The Bayou Tigers from Baton Rouge, trailing 26-17 at the half, smothered Pittsburgh in the second half with their flashy passing and scored goal after goal from the field."

"Pittsburgh used a figure-eight offense," Buddy Blair once said. "We had not seen this before and it hindered us in the first half. In the second half, we got our fast break going and just about ran them crazy."

In the days before Bob Pettit arrived on campus, Harry Rabenhorst said in 1951 that Wade was head and shoulders the best player on campus. "We've had some great boys here at LSU. We've had some great ones, but Sparky Wade was the most spectacular and most colorful. He was a showman and probably the greatest dribbler in basketball. Sparky came to delight the fans. He never came up short on that count."

"I'm not as great as they say I am," Sparky once said. "I'm just a little fellow – five-eight if I stretch – but you know, basketball is the silliest game in the world. You have 10 guys and only one basketball, and if I have the ball, who can beat me?"

In 1935, only one team could beat the Tigers and powerful Pittsburgh couldn't stop a second half onslaught that led to a special moment in LSU basketball: a chance to claim a national championship.

In 1994, the remaining living members of the team were honored and a banner lowered from the Maravich Center to forever honor the accomplishments of this great team in Tiger basketball history.

In 2009, the widow of Sparky Wade and her family took part in LSU basketball's 100th anniversary celebration as Wade was named one of the 16 members of the LSU All-Century team.

Final Four Legacy

Four NCAA Final Fours for LSU: 1953, 1981, 1986, 2006. All with different heroes and much different circumstances. LSU's first Final Four appearance came at the time when it wasn't a media event in the days before television. The second came at a time when the LSU program was at a zenith, winning 17-straight conference games. LSU's 1986 Final Four trip came when LSU fans least expected it, or even imagined it. LSU returned to the Final Four again in 2006, taking a conference championship season and moving through the tournament, upsetting the No. 1 team in the tournament and the country in the process. Here's a brief look at LSU's four NCAA Final Four appearances:



1953

Record: 22-3, 13-0 in the SEC • Coach: Harry Rabenhorst

The NCAA Tournament was enlarged to a whopping 22 teams in 1953, adding four new conference winners and two more at-large entries. LSU, led by junior Bob Pettit, went through the conference undefeated in a year when Kentucky was barred from fielding a team, and advanced to the Final Four in Kansas City by downing Lebanon Valley (89-76) and Holy Cross (81-73). The Tigers were unable to sustain the momentum in the national semifinals, losing to Indiana, 80-67.



1981

Record: 31-5, 17-1 in the SEC • Coach: Dale Brown

It has been over 30 years since LSU fans were "Silly in Philly" over LSU's trip to the Final Four. It was a year in which an LSU team, which featured Durand "Rudy" Macklin, Greg "Cookieman" Cook, Ethan Martin, Howard Carter, Leonard Mitchell and Willie Sims among others, would win 26 straight games, including the first 17 in the league to advance as high as No.2 in the nation. Coach Dale Brown got the draw he wanted in the tournament, a route that would take him to the Final Four through the Louisiana Superdome. With the majority of 30,000-plus fans on hand pulling for LSU, the Tigers beat Arkansas (72-56) and Wichita State (96-85) in the regional rounds to advance to the Final Four. But Macklin was hurt in the Wichita game and was less than 100 percent. Again Indiana would be the team to beat LSU in the national semifinals, 69-47.



1986

Record: 26-12, 9-9 in the SEC • Coach: Dale Brown

A season that started 14-0, had a chickenpox scare in the middle, and finished the regular season with eight losses in the last 13 games, still had much promise to it at the end. The Tigers, coming off an SEC Championship the year before, still showed enough to earn a spot in the NCAA Tournament field of 64. LSU was seeded 11th, but would get to play its first two games in the then LSU Assembly Center. The Tigers first beat Purdue in double-overtime, then used an Anthony Wilson buzzer beater to down Memphis. From there, it was a win over Georgia Tech and then Ricky Blanton, Don Redden, Wilson and Derrick Taylor pulled off the impossible, beating Kentucky in the regional finals after the Wildcats had won three previous meetings earlier in the year. LSU was at that time the lowest seed ever to make the NCAA Final Four, a mark that stood until 2006.



2006

Record: 27-9, 14-2 in the SEC • Coach: John Brady

The Tigers won the Southeastern Conference with a 14-2 record, extending an unbeaten string of SEC wins in the Maravich Assembly Center to 17 games dating back to March 2004. LSU was the fourth seed in the NCAA Tournament's Atlanta Regional and was sent to Jacksonville, Fla., to begin tournament play. After dispatching Iona in the first round, LSU's battle with Texas A&M would be the first of three-straight epic battles that LSU would face on the road to the Final Four. It would take a Darrel Mitchell three-pointer with less than five seconds to play to get LSU the Round of 16, with a 58-57 win over the Aggies. The Tigers advanced to the Atlanta Regional semifinals where LSU downed the tournament top seed and the nation's No. 1-ranked team, Duke, and then went on to knock off No. 9 Texas in overtime, 70-60, to bring LSU back to the Final Four for the first time in 20 years.

Final Four Coaches



**LSU Head Basketball Coach
1932-41; 1945-57**

**29 years
Record: 340-264**

1935 National Championship

1953 NCAA Final Four

**1935, 1953, 1954 SEC
Championships**

**LSU Head
Baseball Coach
1925-42; 1946-56**

**27 years
Record: 220-226-3**

1939; 1946 SEC Championships

**Assistant Football Coach, LSU:
1925-42**

**Assistant Athletic Director,
LSU: 1947-67**

**Acting Athletic Director, LSU:
1968**

**Member, Helms Athletic
Foundation Hall of Fame**

**Member, Louisiana Association
of Basketball Coaches Hall of
Fame**

**Member, Louisiana Sports
Writers Association Hall of
Fame**

**LSU Athletic Hall of Fame
Inductee • Class of 2009**

Harry Rabenhorst

Before there was Dale Brown, there was Harry Rabenhorst. In an era when college basketball wasn't big news and when cable didn't send hundreds of games all across the country, Rabenhorst laid the foundation for those that would follow him in the LSU job.

Like Maravich with Pete, like Dale with Rudy, Chris and Shaq, Rabenhorst coached two of the legends of the game: Sparky Wade and Bob Pettit. Like Brown, he took his team to a Final Four in the days before anyone realized what a major event the NCAA Tournament was. But unlike any other LSU coach, Rabenhorst laid claim to a national championship, mythical though it may have been. It was a year to remember for Rabenhorst, but it was a long way from the end of his career.

The Baton Rouge native, however, came to LSU holding a record of a much different kind. He was a star athlete at Wake Forest in the years following World War I and holds the world record for the single longest punt of 110 yards.

After serving in the U.S. Army in World War I, Rabenhorst began his career in coaching in 1921 at Greensboro High School in Greensboro, N.C. After that, he moved to New Mexico Military Academy where he coached for three seasons before moving back to Baton Rouge and the start of a long and dedicated lifetime of service to LSU.

In any capacity he served, he showed the same gracious understanding of the individual and devotion to duty that have set him apart from the ordinary.

He was a walking encyclopedia of LSU athletics and could recall in a moment the big game, the big play and the individual star of almost every athletic success enjoyed by the Tigers during his tenure.

Few men alive in college athletics numbered among their close personal friends the great and near great personalities who dominated the athletic scene for much of the first 60 years of the 20th century. His list of associates reads like a "Who's Who" of American Collegiate Athletics, names that capture the imagination of sports fans and historians everywhere -- Knute Rockne, Amos Alonzo Stagg, Pop Warner, Fielding Yost, Wallace Wade, Adolph Rupp -- and many more.

Rabenhorst's career at LSU meant more than victories and championships. A popular and respected coach and administrator, he brought LSU distinction with his long and brilliant service and developed athletes who became outstanding students, and later outstanding citizens.



Harry Rabenhorst was a competitor. He was also a gentleman. He proved that you can be both and be successful.

When Coach Rabenhorst passed away in March, 1972, at the age of 73, then athletic director Carl Maddox said, "Coach Raby was revered and respected nationally by the many who came to know him in the world of intercollegiate athletics -- but more significant is the esteem and the love he earned from the men who played for him."

"I always enjoyed competing with him," said Adolph Rupp. "He was a great credit to the game. He developed some of LSU's outstanding players and teams."

He is still revered today by many and joined just the second class of administrators and coaches inducted into the LSU Athletic Hall of Fame in 2009.

Coach Raby was a man for all seasons and still to this day remains one of the league's all-time winningest basketball coaches. Those who played for him, loved him. Those who knew him, respected him. There's not much better can be said.



**LSU Head Basketball Coach
1972-97**

**25 years
Record: 448-301**

**1981, 1986
Final Four**

**1979, 1981, 1986, 1991
SEC Championships**

**1980
SEC Tournament Championship**

**1973, 1979, 1981, 1989
SEC Coach of the Year**

**1981
National Coach
of the Year**

**Member, National Collegiate
Basketball Hall of Fame,
Inducted 2014**

**Member, La. Sports Writers
Association Hall of Fame**

**2004 Living Legend for LSU at
the SEC Tournament**

**Member, LSU Athletic Hall of
Fame, Inducted 2013**

"...one of the true statesmen
of college basketball."

- Former Temple Coach John Chaney

Dale Brown

When he arrived from Washington State via Minot, N. D., there weren't that many basketball fans in the state of Louisiana who knew who Dale Brown was. When he retired after the 1996-97 season, you would have been hard pressed to find a college basketball fan in the country who didn't have some inkling about who Dale Brown was and what he stood for.

When Brown arrived in Baton Rouge in March, 1972, he arrived with a dream that was perceived by many who knew the LSU basketball program as impossible. The dream was to make basketball important in football-crazy Tiger country. When Brown was introduced as the Tiger coach, LSU fans were still remembering the Pete Maravich era. Final Fours? Rudy Macklin? Chris Jackson? Shaq? All a dream. In those years, fans had to be convinced to come to the new arena known as the LSU Assembly Center.

Brown traveled from one end of the state to the other telling all who would listen about the future of LSU basketball. Some thought him foolish. Others questioned his statements. But none who saw or heard him criticized his effort and his tireless energy.

His first LSU team shocked the basketball world by knocking off third-ranked Memphis State in Brown's home opener in December, 1972. The Hustlers, as they were dubbed, gave the competition fits all season long. They won 14 games, finished 9-9 in the SEC and drew praise from all around the country for their determination. For his achievements with a team picked last in the league, Brown was named SEC Coach of the Year, the first of four such honors he would receive.

Starting with the 1976-77 season, the Tigers increased their victory total every year for the next six seasons. The streak was highlighted by a 31-5 record in 1980-81 (the most wins in a season in LSU history) and the first of Brown's two trips to the Final Four. For his success that season Brown was honored as the 1981 National Coach of the Year.

Even more impressive was his second trip to the Final Four in 1985-86 when his Tigers were the lowest seeded team ever to make it to the Final Four after knocking off teams seeded first, second and third in the region (the only team ever to accomplish that feat on the road to the Final Four).

The Tigers won four SEC titles under Brown and only Adolph Rupp and Joe B. Hall at Kentucky won more SEC titles. His 448-301 record with 238 wins in regular season SEC play, put him second behind only Rupp in wins in the league. He was only the third SEC coach to coach 25 years as a head coach in the league.

Brown was part of 38.5 percent of LSU's 1,164 total victories in the first 89 seasons of basketball. Also, no coach in LSU history coached more consecutive games -- 749.

In 1990, Brown was the winning coach, capturing the Gold Medal for the South in the



Olympic Festival in Minneapolis.

Brown was born in 1935 in Minot, a small railroad town in the northwest corner of North Dakota. In high school, he was the leading scorer in both football and basketball at St. Leo's of Minot. As a senior, he was the state scoring leader in basketball with a state record scoring average. He also set a school record in the 440-yard dash.

Brown earned 12 letters in basketball, football and track at Minot State University, making him the school's only athlete to achieve that goal.

John Chaney of Temple called Brown, "...one of the true statesmen of college basketball. His contributions to the game and society have impacted many. He is an outstanding coach and an outstanding person."

Legendary coach John Wooden of UCLA said: "I will always remember Dale for his enthusiasm. There are those who say he is a put-on -- they just can't believe that he can be what he professes. But I never questioned that. He amazed me because there is a lot more depth to the man. He was much more than a basketball coach."

At halftime of the Kentucky game in February 2004, athletics director Skip Bertman and the LSU basketball program honored Coach Brown with a banner in his honor to permanently hang from the rafters of the Maravich Assembly Center.

In March, 2012, the United States Basketball Writers Association at its annual breakfast at the NCAA Final Four weekend in New Orleans, honored Coach Brown and his two Final Four teams.

The honors have continued to come for Coach Brown as in September 2013, he was formally inducted under the coach/administrators category of the LSU Athletic Hall of Fame and in November 2014 he and star player Shaquille O'Neal were inducted into the National Collegiate Basketball Hall of Fame in Kansas City.

Final Four Coaches



**LSU Head Basketball Coach
1997-2008**

**11 years
Record 192-139**

**2006
NCAA Final Four**

**2000, 2005, 2006
SEC Western Division
Champions**

**2000, 2006
SEC Champions**

**2000, 2006
SEC Coach of the Year**

John Brady

John Brady's tenure of nearly 11 seasons as the LSU basketball coach can be looked at in many different ways. But his tenure is an important part of the history of the program as he was able to win division and league champions, develop players that captured top league honors on a regular basis and take his team to post-season play. In 2006, he joined Harry Rabenhorst and Dale Brown as the only LSU coaches to take teams to the NCAA Final Four.

Brady was able to take the LSU program and remake it a couple of times during his tenure to go to the NCAA Sweet 16 in 2000 and to the pinnacle of college basketball in 2006, the school's first NCAA Final Four in 20 years. Along the way he won the school's first-ever division titles and won the first outright SEC title in 21 years.

Coach Brady arrived following in the unenviable position of taking over the program after Coach Dale Brown's 25 years. However, Brady arrived with a plan, and while his early teams were undermanned, undersized and underdogs, the team played hard and gave the best of teams problems. But it was the little things that kept them from getting many wins.

Brady's teams would win two SEC titles, three division crowns and at one point had six-consecutive winning seasons, the fourth longest streak of consecutive years with a positive overall record in the program's history.

In 2000, the Tigers advanced to the Sweet 16 as part of a 28-win season, the second-most wins in school history. In 2005, LSU captured the Western Division title and came back the next year for a special season Tiger

fans will always remember.

LSU won 14-of-16 conference games in 2006 to win the title. The Tigers had success in the NCAA Tournament, defeating No. 1 Duke and No. 9 Texas to win the regional title comprised mainly with a lineup of homegrown athletes from the city and the state of Louisiana.

The win over Duke marked the second time that Brady's Tigers defeated a standing No. 1 team as the Tigers also defeated No. 1 Arizona, 66-65, in December 2002 at the Maravich Center, only the second time No. 1 had gone down in the building.


A major part of the success of the LSU program at that time was player development. John Brady coached the SEC Player of the Year three times (Stromile Swift in 2000, Brandon Bass in 2005 and Glen Davis in 2006). He had the SEC Freshman of the Year four times (Torriss Bright in 2000, Brandon Bass in 2004, Glen Davis in 2005, Tyrus Thomas in 2006).

Brady, who ended his career as the third winningest and the third-longest tenured coach in Tiger history, came to LSU after five years at Samford as head coach. Prior to that he served successful stints at Mississippi State and UNO as an assistant coach.

After his LSU days, he coached for eight years at Arkansas State before retiring from coaching following the 2016 season with 402 career wins.




Coaches of the SEC Era



Harry Rabenhorst
1925-42; 45-57
29 Seasons
Record: 340-264



Dale Morey
1942-44
2 Seasons
Record: 28-19



Jess Fatterree
1944-45
1 Season
Record: 11-7




A.L. Swanson
1944-45
1 Season
Record: 4-2



Jay McCreary
1957-65
8 Seasons
Record: 82-115



Frank Truitt
1965-66
1 Season
Record: 6-20



Press Maravich
1966-72
6 Seasons
Record: 76-86



Dale Brown
1972-97
25 Seasons
Record: 448-301



John Brady
1997-2008
11 seasons
Record: 192-139



Butch Pierre
2007-08
1 season
Record: 5-5



Trent Johnson
2008-12
4 seasons
Record: 67-64



Johnny Jones
2012-2017
5 seasons
Record: 90-72



Will Wade
2018-Present
2 seasons
Record: 43-20



Dale Brown



Press Maravich



John Brady

All-Time Coaches Record

By Chronological Order

YEARS	COACH (ALMA MATER)	SEASONS	GAMES	W-L	PCT.
1908-09	E. R. Wingard (Susquehanna)	1	7	5-2	.714
1909-11	J. W. Mayhew (Brown)	2	15	11-4	.733
1911-13	F. M. Long (Oklahoma)	2	15	6-9	.400
1913-18; 19-20	Dr. C. C. Stroud (Tufts)	6	103	82-21	.796
1918-19	R. E. Edmonds (LSU)	1	1	1-0	1.000
1920-21	Branch Bocoock (Georgetown)	1	23	19-4	.826
1921-23	Frank "Tad" Gormley (Loyola)	2	36	25-11	.694
1923-24	"Moon" Ducote (Auburn)	1	20	8-12	.400
1924-25	H. E. "Gob" Wilson (Michigan)	1	17	10-7	.588
1925-42; 46-57	Harry Rabenhorst (Wake Forest)	29	604	340-264	.563
1942-44	Dale Morey (LSU)	2	47	28-19	.596
1944-45	Jess Fatherree (LSU)	1	18	11-7	.611
1944-45	*A. L. Swanson (LSU)	1	6	4-2	.667
1957-65	Jay McCreary (Indiana)	8	197	82-115	.416
1965-66	Frank Truitt (Otterbein)	1	26	6-20	.231
1966-72	Press Maravich (Davis-Elkins)	6	162	76-86	.469
1972-97	Dale Brown (Minot St.)	25	749	448-301	.598
1997-98	John Brady (Belhaven)	11	331	192-139	.566
2007-08	*Butch Pierre (Mississippi State)	1	10	5-5	.500
2008-12	Trent Johnson (Boise State)	4	131	67-64	.511
2012-17	Johnny Jones (LSU)	5	162	90-72	.555
2017-	**Will Wade (Clemson)	2	63	43-20	.682
1908-2018	22 coaches	111	2748	1562-1186	.568

**Tony Benford coached the last five games of the 2018-19 season as the interim head coach with a 3-2 record.

* Fatherree left LSU to join the U. S. Army with five games plus the tournament remaining in the 1944-45 season. Swanson replaced him for the balance of the year. Butch Pierre replaced John Brady who was relieved of his coaching duties with 10 games remaining in the 2008 season.

By Wins

COACH	SEASONS	GAMES	W-L	PCT.
Dale Brown	25	749	448-301	.598
Harry Rabenhorst	29	604	340-264	.563
John Brady	11	331	192-139	.566
Johnny Jones	5	162	90-72	.555
Dr. C. C. Stroud	6	103	82-21	.796
Jay McCreary	8	197	82-115	.416
Press Maravich	6	162	76-86	.469
Trent Johnson	4	131	67-64	.511
Will Wade	2	63	43-20	.682
Dale Morey	2	47	28-19	.596
Frank "Tad" Gormley	2	36	25-11	.694
Branch Bocoock	1	23	19-4	.826
J. W. Mayhew	2	15	11-4	.733
Jess Fatherree	1	18	11-7	.611
H. E. "Gob" Wilson	1	17	10-7	.588
"Moon" Ducote	1	20	8-12	.400
F. M. Long	2	15	6-9	.400
Frank Truitt	1	26	6-20	.231
E. R. Wingard	1	7	5-2	.714
Butch Pierre	1	10	5-5	.500
A. L. Swanson	1	6	4-2	.667
R. E. Edmonds	1	1	1-0	1.000

All-Time Assistant Coaches

Don Chaney -- 1950s
 Don Kennard -- 1958-61
 Buddy Bonnette -- 1961-62
 Greg Bernbrock -- 1964-72
 Jay McCreary -- 1965-72
 Jeff Tribbett -- 1971-72
 Jack Schalow -- 1972-74
 Homer Drew -- 1972-75
 Clarence Christenson -- 1972-75
 Art Tollis -- 1974-81
 Bob Stinnett -- 1975-77
 Ron Abernathy -- 1976-91
 Rick Huckabay -- 1978-83
 Jordy Hultberg -- 1980-83
 Tex Winter -- 1983-85
 Gary Duhe -- 1983-85

Bo Bahnsen -- 1983-87
 Johnny Jones -- 1984-97
 Craig Carse -- 1987-94
 Joe Johnson -- 1987-88
 Jim Childers -- 1988-96
 Bob Starkey -- 1991-98
 Ari Fisher -- 1993-96
 Bob Boyd -- 1996-97
 Ricky Blanton -- 1996-97
 Kermit Davis, Jr. -- 1997-02
 Butch Pierre -- 1997-08
 Scott Osborne -- 1998-00
 Donnie Tyndall -- 1997-01
 Mike Giorlando -- 2001-04
 Rickey Broussard -- 2002-04
 Larry Cordaro -- 2002-04

Nikita Johnson -- 2004-07
 Scott Soprych -- 2004-07
 John Treloar -- 2004-08
 Chad Dollar -- 2007-08
 Jeff Clapacs -- 2007-08
 Keith Richard -- 2008-10
 Chris Bobel -- 2008-10
 Lynn Nance -- 2010-11
 Donny Guerinoni -- 2008-12
 Brent Scott -- 2008-12
 Nick Robinson -- 2009-12
 Korey McCray -- 2013-14
 Tom Kelsey -- 2012-15
 Eric Musselman -- 2014-15
 David Patrick -- 2012-16
 Al Pinkins -- 2015-16

Zach Kendrick -- 2011-17
 Charlie Leonard -- 2012-17
 Brendan Suhr -- 2015-17
 Robert Kirby -- 12-13; 2016-17
 Randy Livingston -- 2016-17
 Tony Benford -- 2017-19
 Brian Merritt -- 2017-19
 Alex Wharton -- 2017-19
 Brittany Carvalhido -- 2010-Present
 Bill Armstrong -- 2017-present
 Greg Heiar -- 2017-present
 Tasmin Mitchell -- 2019-present
 Nelson Hernandez -- 2017-present
 Kevin Nickelberry -- 2019-present
 Tyrone Green -- 2019-present

* - Assistant Coaches Roster at LSU (including where available graduate assistants, administrative assistants/director of operations, video coordinators).

Championship

BASKETBALL




MEN'S BASKETBALL



NATIONAL CHAMPIONS

1935

LSU



MEN'S BASKETBALL



FINAL FOUR

1953

LSU

MEN'S BASKETBALL



FINAL FOUR

1981

LSU

MEN'S BASKETBALL



FINAL FOUR

1986

LSU

MEN'S BASKETBALL



FINAL FOUR

2006

LSU

MEN'S BASKETBALL

NCAA TOURNAMENT APPEARANCES

1953 1954 1979
1980 1981 1984
1985 1986 1987
1988 1989 1990
1991 1992 1993
2000 2003 2005

LSU

MEN'S BASKETBALL

NCAA TOURNAMENT APPEARANCES

2006 2009 2015

LSU

MEN'S BASKETBALL



TOURNAMENT CHAMPIONS

1980

LSU

MEN'S BASKETBALL



CHAMPIONS

1935 1953 1954
1979 1981 1985
1991 2000 2006

LSU

MEN'S BASKETBALL




CHAMPIONS

2009 2019


LSU

Championship Basketball




Shaquille O'Neal

1991 National Player of the Year
National Collegiate Basketball HOF
Naismith Memorial Basketball HOF



Dale Brown

1981 National Coach of the Year
National Collegiate Basketball HOF



Pete Maravich

1969 • 1970 National Player of the Year
National Collegiate Basketball HOF
Naismith Memorial Basketball HOF



Bob Pettit

National Collegiate Basketball HOF
Naismith Memorial Basketball HOF



Joe Dean, Sr.

National Collegiate Basketball HOF



Tex Winter

National Collegiate Basketball HOF
Naismith Memorial Basketball HOF

64

First-Team All-SEC Selections

71

Academic All-SEC Honors

12

SEC Player of the Year Honors

9

First-Team All-Americans

30

Postseason Appearances

4

NCAA Final Four Appearances

1

NIT Semifinals Appearance

1

National Title

11

SEC Championships

15

NBA First-Round Draft Picks

2

NBA No. 1 Pick

2

NBA No. 2 Picks

2

NBA No. 3 Picks

3

Members of NBA at 50 Team

2

College National Players of the Year

1

College National Freshman of the Year


4

Naismith Hall of Fame Members

6

Collegiate Basketball Hall of Fame Members


Championship Teams



1934-35 LSU Fighting Tigers

14-1, 11-0 • Winner American Legion Bowl - Atlantic City, N. J.
SEC Champions • Coach Harry Rabenhorst

(Front Row) Blackie Banker, Wally Wells, Henry Young, Sparky Wade, Nolan Miller, Guy Ottwell, Milford McDonald, Mac Michael. (Back Row) Judge Bryan, Bill Leathers, Shongaloo Lindsey, Sid Adger, Texas Bo Bohannon, Red Beeson, Jack Harris, Ben Journeay, Buddy Blair.



1978-79 LSU Fighting Tigers

23-6 • SEC Champions
Coach Dale Brown


(Front Row) Gus Rudolph, Walter Campbell, Al Green, Ernie Brown, Coach Dale Brown, Jordy Hultberg, Willie Sims, J. Brian Bergeron, Ethan Martin. (Back Row) Assistant Coach Ron Abernathy, Duane DeArmond, Lionel Green, Andy Campbell, Rick Mattick, Greg Cook, Durand Macklin, Joe Costello, Assistant Coach Art Tollis.



1952-53 LSU Fighting Tigers

22-3 • SEC Champions • NCAA Final Four
Coach Harry Rabenhorst

(Front Row) Don Loughmiller, Darrell Schultz, Benny McArdle, Norman Magee, Charley Robert. (Middle Row) Coach Harry Rabenhorst, Bill Lee, Leslie Jones, Don Belcher, Kenny Bridges, Assistant Coach John Chaney. (Back Row) Manager Fred Poerschke, James McNeilly, Bob Freshley, Bob Pettit, Ned Clark, P. Brayman.



1979-80 LSU Fighting Tigers

26-6 • SEC Tournament Champions
Coach Dale Brown


(Front Row) Durand Macklin, Tyrone Black, Greg Cook, Andy Campbell, Rick Mattick, DeWayne Scales, Gus Rudolph. (Back Row) J. Brian Bergeron, Jordy Hultberg, Willie Sims, Duane DeArmond, Howard Carter, Mark Alcorn, Ethan Martin.



1953-54 LSU Fighting Tigers

20-5 • SEC Champions
Coach Harry Rabenhorst

(Front Row) Coach Harry Rabenhorst, Jim McNeilly, Ned Clark, Bob Pettit, Bob Freshley, Bill Lee, Assistant Coach John Chaney. (Middle Row) Don Sebastian, Paul Zinser, Norman Magee, Benny McArdle, Don Loughmiller, Manager Fred Poerschke. (Back Row) Les Jones, Roger Sigler, Dick Holt, Troy Rushing, Don Belcher.



1980-81 LSU Fighting Tigers

31-5 • Most Wins in LSU History
SEC Champions • NCAA Final Four • Coach Dale Brown

(Front Row) J. Brian Bergeron, Ethan Martin, Willie Sims, Johnny Jones, Matt England, Mark Alcorn, Brian Kistler. (Back Row) Manager Stan Harris, Assistant Coach Jordy Hultberg, Assistant Coach Rick Huckabay, Howard Carter, Joe Costello, Tyrone Black, Andy Campbell, Greg Cook, Leonard Mitchell, Durand Macklin, John Tudor, Head Coach Dale Brown, Assistant Coach Ron Abernathy, Trainer Dr. Martin J. Broussard

Championship Teams



1984-85 LSU Fighting Tigers

19-10 • SEC Champions
Coach Dale Brown


(Front Row) Don Redden, Oliver Brown, Ocie Conley, Derrick Taylor, Dennis Brown, Anthony Wilson, Neboisha Bukumirovich. (Back Row) Ricky Blanton, Jose Vargas, Damon Vance, Zoran Jovanovich, Jerry Reynolds, Nikita Wilson, John Williams.



1990-91 LSU Fighting Tigers

20-10 • SEC Champions
Coach Dale Brown

(Front Row) Mike Hansen, Danny Moscovitz, Vernel Singleton, Shawn Griggs, John Picou, T.J. Pugh, (Back Row) Administrative Assistant Jim Childers, Supervisor of Athletic Training Dr. Marty Broussard, Assistant Coach Johnny Jones, Lenear Burns, Harold Boudreaux, Geert Hammink, Shaquille O'Neal, Richard Krajewski, Wayne Sims, Assistant Coach Craig Carse, Head Coach Dale Brown.



1999-00 LSU Fighting Tigers

28-6 • SEC Champions • NCAA Sweet Sixteen
Coach John Brady

(Front Row) Assoc. Coach Kermit Davis, Brandon Landry, Brian Green, Torris Bright, Head Coach John Brady, Jack Warner, Jeremy Comeaux, Jermaine Williams, Asst. Coach Butch Pierre; (Second Row) Admin. Asst. Scott Osborne, Trainer Drew Shea, Ronald Dupree, Brian Beshara, Brad Bridgewater, Jabari Smith, Stromile Swift, Collis Temple III, Lamont Roland, Asst. Coach Donnie Tyndall, Strength Coach Nick Buchholz.



2005-06 LSU Fighting Tigers

27-9 • SEC Champions • NCAA Final Four
Coach John Brady

Front Row (L-R): Academic Advisor Tommy Powell, Glen Davis, Dameon Mason, Tasmin Mitchell, David Fleshman, Tack Minor, Head Coach John Brady, Darrel Mitchell, Ben Voogd, Alex Farrer, Garrett Temple, Darnell Lazare, Manager Jason Reed. Back Row (L-R): Trainer Shawn Eddy, Strength and Conditioning Coach Jeff Dillman, Assistant Coach John Treloar, Associate Head Coach Butch Pierre, Tyrus Thomas, Magnum Rolle, Chris Johnson, Kentrell Gransberry, Assistant Coach Nikita Johnson, Administrative Assistant Scott Soprych, Manager Chris Heine, Manager Louis Ruffino.



2008-09 LSU Fighting Tigers

28-7 • SEC Champions
Coach Trent Johnson

Front Row (L-R): Director of Operations Chris Bobel, Assistant Coach Keith Richard, Head Coach Trent Johnson, Assistant Coach Donny Guerinoni, Assistant Coach Brent Scott, Strength Coach Juan Pablo Reggiaro, Trainer Shawn Eddy. Back Row (L-R): Zach Kinsley, Tasmin Mitchell, Bo Spencer, Garrett Green, Alex Farrer, Chris Johnson, Garrett Temple, Dennis Harris, Terry Martin, Quintin, Thornton, Marcus Thornton, Storm Warren, Chris Bass, Delwan Graham.



2018-19 LSU Fighting Tigers

28-7 • SEC Champions • NCAA Sweet Sixteen
Coach Will Wade

(Front Row) Javonte Smart, Danya Kingsby, Tremont Waters, Daryl Edwards, Marshall Graves, Will Reese. (Back Row) Marlon Taylor, Aundre Hyatt, Darius Days, Courtese Cooper, Skylar Mays, Emmitt Williams, Kavell Bigby-Williams, Naz Reid

Tigers In the NBA



Ben Simmons (76ers)



Garrett Temple (Nets)



Naz Reid (Timberwolves)

NBA TIGERS BY FRANCHISE

EASTERN CONFERENCE

Atlanta Hawks

Frank Brian	1950-51
Bob Pettit	1954-65
Pete Maravich	1970-74
Rudy Macklin	1981-83
Randy Livingston	1997-98

Boston Celtics

Pete Maravich	1980-81
Glen Davis	2007-11
Shaquille O'Neal	2010-11
Chris Johnson	2010-11
Brandon Bass	2011-15
Marcus Thornton	2014-15
Jordan Mickey	2015-17
Tremont Waters	2019-

Brooklyn Nets

Jabari Smith	2004-06
Stromile Swift	2008-09
Marcus Thornton	2013-14
Justin Hamilton	2016-17
Garrett Temple	2019-

Charlotte Hornets

Garrett Temple	2010-11
Tyrus Thomas	2010-13
Justin Hamilton	2013-14
Johnny O'Bryant III	2017-18

Chicago Bulls

Glenn Hansen	1976-77
Ricky Blanton	1992-93
Ronald Dupree	2003-04
Randy Livingston	2005-06
Tyrus Thomas	2006-10
Anthony Randolph	2013-14
Antonio Blakeney	2017-19

Cleveland Cavaliers

Kenny Higgs	1978-79
Shaquille O'Neal	2009-10

Detroit Pistons

Frank Brian	1951-56
Ronald Dupree	2006-07

Indiana Pacers

John Williams	1994-95
---------------	---------

Miami Heat

Shaquille O'Neal	2004-08
Justin Hamilton	2014-15
Jordan Mickey	2017-18

Milwaukee Bucks

Jerry Reynolds	1985-88,
	1995-96
Garrett Temple	2010-11

Johnny O'Bryant III	2014-16
---------------------	---------

New York Knicks

DeWayne Scales	1980-82
Rudy Macklin	1982-83
Anthony Randolph	2010-11

Orlando Magic

Jerry Reynolds	1989-93
Stanley Roberts	1991-92
Shaquille O'Neal	1992-96
Geert Hammink	1994-95
Brandon Bass	2009-11
Anthony Randolph	2013-14
Jarell Martin	2018-19

Philadelphia 76ers

Stanley Roberts	1998-99
Jabari Smith	2001-02
Ben Simmons	2017-

Toronto Raptors

Ronald Dupree	2010-11
---------------	---------

Washington Wizards

DeWayne Scales	1983-84
John Williams	1986-91
Garrett Temple	2012-16
Marcus Thornton	2016-17

WESTERN CONFERENCE

Dallas Mavericks

Howard Carter	1984-85
Brandon Bass	2007-09

Denver Nuggets

Kenny Higgs	1980-82
Howard Cater	1983-84
Mahmoud Abdul Rauf	1990-96
Anthony Randolph	2012-14
Johnny O'Bryant III	2016-17

Golden State Warriors

Geert Hammink	1993-96
Randy Livingston	1999-00
Anthony Randolph	2008-10

Houston Rockets

Randy Livingston	1996-97
Stanley Roberts	1998-99
Stromile Swift	2005-06
Garrett Temple	2009-10
Marcus Thornton	2015-16
Tim Quarterman	2017-18

Los Angeles Clippers

John Williams	1992-94
Stanley Roberts	1992-97
Randy Livingston	2003-04
Glen Davis	2013-14

Brandon Bass	2016-17
Garrett Temple	2018-19

Los Angeles Lakers

Shaquille O'Neal	1996-04
Maurice Carter	2003-04
Brandon Bass	2015-16

Memphis Grizzlies

Mahmoud Abdul Rauf	2000-01
Stromile Swift	2000-05,
	2006-08
Tyrus Thomas	2014-15
Jarell Martin	2015-18
Garrett Temple	2018-19

Minnesota Timberwolves

Stanley Roberts	1997-98
Ronald Dupree	2005-06
Anthony Randolph	2011-12
Chris Johnson	2013
Justin Hamilton	2015
Naz Reid	2019-

New Orleans Pelicans

Randy Livingston	2002-03
Maurice Carter	2003-04
Brandon Bass	2005-07
Marcus Thornton	2009-11
Chris Johnson	2011-12

Oklahoma City Thunder

Jerry Reynolds	1998-89
Randy Livingston	2001-02,
	2006-07
Ronald Dupree	2007-08

Portland Trail Blazers

Tim Quarterman	2016-17
----------------	---------

Phoenix Suns

Randy Livingston	1999-00
Josh Gray	2017-18

Sacramento Kings

Glenn Hansen	1975-78
Mahmoud Abdul Rauf	1996-98
Jabari Smith	2000-02,
	2003-04
Garrett Temple	2009-10
Marcus Thornton	2011-14
Garrett Temple	2016-18

San Antonio Spurs

Garrett Temple	2009-10
----------------	---------

Utah Jazz

Pete Maravich	1974-80
Randy Livingston	2004-05

Tigers In the NBA



NBA Draft Picks from LSU

YEAR	PLAYER	TEAM	ROUND
1947	Jack Coleman	Indianapolis	
	Bobby Lowther	Indianapolis	
1952	Joe Dean	Indianapolis	1st
1954	Bob Pettit	Milwaukee	1st (2nd pick)
1955	Don Belcher	Fort Wayne	N/A
1960	Dick Davies	St. Louis	8th
1961	Bill Engressor	New York	14th
1965	Dick Maile	Cincinnati	11th
1966	John Jones	Baltimore	5th
1970	Pete Maravich	Atlanta	1st (3rd pick)
	Dan Hester	Atlanta	2nd
1971	Nelson Isley	Buffalo	17th
1972	Al Sanders	Baltimore	4th
1974	Ed Palubinskas	Atlanta	4th
		Utah (ABA)	8th
	Collis Temple, Jr.	Phoenix	6th
		S. Antonio (ABA)	3rd
	Glen Hansen	Kentucky	9th
1975	Glen Hansen	KC-Omaha	2nd
		Memphis (ABA)	44th
1978	Kenny Higgs	Cleveland	3rd
1979	Al Green	Phoenix	3rd
	Lionel Green	Houston	4th
1980	DeWayne Scales	New York	2nd
	Rick Mattick	New Jersey	6th
1981	Greg Cook	New York	2nd
	Durand Macklin	Atlanta	3rd
	Ethan Martin	Cleveland	4th
	Willie Sims	Denver	5th
1983	Howard Carter	Denver	1st
1984	Leonard Mitchell	Cleveland	3rd
	John Tudor	Dallas	9th
1985	Jerry Reynolds	Milwaukee	1st
1986	Don Redden	Denver	3rd
	Derrick Taylor	Indiana	4th
	John Williams	Washington Bullets	1st
	Steffond Johnson	L. A. Clippers	5th
1987	Nikita Wilson	Portland	2nd
	Anthony Wilson	Chicago	5th
1988	Jose Vargas	Dallas	2nd
	Hernan Montenegro	Philadelphia	3rd
1989	Ricky Blanton	Phoenix	2nd
1990	Chris Jackson	Denver	1st (3rd pick)
1991	Stanley Roberts	Orlando	1st
1992	Shaquille O'Neal	Orlando	1st (1st pick)
1993	Geert Hammink	Orlando	1st
1996	Randy Livingston	Houston	2nd
	Ronnie Henderson	Washington	2nd
2000	Stromile Swift	Vancouver	1st (2nd pick)
	Jabari Smith	Sacramento	1st
2005	Brandon Bass	New Orleans	2nd
2006	Tyrus Thomas	Portland	1st (4th pick)
		(traded Chicago)	
2007	Glen Davis	Seattle	2nd
		(traded Boston)	
2008	Anthony Randolph	Golden State	1st (14th pick)
2009	Marcus Thornton	Miami	2nd
2012	Justin Hamilton	Philadelphia	2nd
		(traded Miami)	
2014	Johnny O'Bryant III	Milwaukee	2nd
2015	Jarell Martin	Memphis	1st
	Jordan Mickey	Boston	2nd
2016	Ben Simmons	Philadelphia	1st (1st pick)
2019	Tremont Waters	Boston	2nd

LSU 1st Rd Draft Choices

The Tigers have had 15 players selected in the first round of past NBA Drafts ... Seven times the Tigers have had players drafted in the first four picks, including the No. 1 pick in 1992 (Shaquille O'Neal) and 2016 (Ben Simmons) ... Here's a list of the first-round picks:

1952 - Joe Dean - Indianapolis Olympians
1954 - Bob Pettit - Milwaukee Hawks (2nd)

1970 - Pete Maravich - Atlanta Hawks (3rd)


1983 - Howard Carter - Denver Nuggets
1985 - Jerry Reynolds - Milwaukee Bucks
1986 - John Williams - Washington Bullets

1990 - Chris Jackson - Denver Nuggets (3rd)
1991 - Stanley Roberts - Orlando Magic
1992 - Shaquille O'Neal - Orlando Magic (1st)
1993 - Geert Hammink - Orlando Magic


2000 - Stromile Swift - Vancouver (2nd)
2006 - Tyrus Thomas - Portland (4th)
2008 - Anthony Randolph - Golden State

2015 - Jarell Martin -- Memphis Grizzlies
2016 - Ben Simmons -- Philadelphia (1st)

NBA's 50th ANNIVERSARY TEAM (SELECTED IN 1996)



Pete Maravich



Bob Pettit



Shaquille O'Neal

Tigers In the NBA



Marcus Thornton



Glen Davis

NBA Most Valuable Player

1955-56	Bob Pettit	St. Louis Hawks
1958-59	Bob Pettit	St. Louis Hawks
1999-00	Shaquille O'Neal	Los Angeles Lakers

NBA Rookie of the Year

1954-55	Bob Pettit	Milwaukee Hawks
1992-93	Shaquille O'Neal	Orlando Magic
2017-18	Ben Simmons	Philadelphia 76ers

NBA Comeback Player of the Year

1992-93	Mahmoud Abdul-Rauf	Denver Nuggets
---------	--------------------	----------------

NBA Finals Most Valuable Player

1999-00	Shaquille O'Neal	Los Angeles Lakers
2000-01	Shaquille O'Neal	Los Angeles Lakers
2001-02	Shaquille O'Neal	Los Angeles Lakers

All-NBA Rookie Team

2009-10	Marcus Thornton	2nd	New Orleans Hornets
2017-18	Ben Simmons	1st	Philadelphia 76ers

All-NBA Defensive Team

1999-00	Shaquille O'Neal	2nd	Los Angeles Lakers
2000-01	Shaquille O'Neal	2nd	Los Angeles Lakers
2002-03	Shaquille O'Neal	2nd	Los Angeles Lakers

NBA All-Star Game Appearances

Shaquille O'Neal	15 (1993-98, 2000-07, 2009)
Bob Pettit	11 (1955-65)
Pete Maravich	5 (1973-74, 1977-79)
Frank Brian	2 (1951-52)
Ben Simmons	1 (2019)

LSU NBA Champions

Bob Pettit	1958	St. Louis Hawks
Shaquille O'Neal	2000	Los Angeles Lakers
Shaquille O'Neal	2001	Los Angeles Lakers

Shaquille O'Neal	2002	Los Angeles Lakers
Shaquille O'Neal	2006	Miami Heat
Glen Davis	2008	Boston Celtics

NBA All-Star Game MVP

Bob Pettit	4 (1956, 1958, 1959, 1962)
Shaquille O'Neal	3 (2000, 2004, 2009)

All-NBA Team Selections

1949-50	Frank Brian	2nd	Anderson
1950-51	Frank Brian	2nd	Tri-Cities
1954-55	Bob Pettit	1st	Milwaukee Hawks
1955-56	Bob Pettit	1st	St. Louis Hawks
1957-58	Bob Pettit	1st	St. Louis Hawks
1958-59	Bob Pettit	1st	St. Louis Hawks
1959-60	Bob Pettit	1st	St. Louis Hawks
1960-61	Bob Pettit	1st	St. Louis Hawks
1961-62	Bob Pettit	1st	St. Louis Hawks
1962-63	Bob Pettit	1st	St. Louis Hawks
1963-64	Bob Pettit	1st	St. Louis Hawks
1964-65	Bob Pettit	2nd	St. Louis Hawks
1972-73	Pete Maravich	2nd	Atlanta Hawks
1975-76	Pete Maravich	1st	New Orleans Jazz
1977-78	Pete Maravich	2nd	New Orleans Jazz
1993-94	Shaquille O'Neal	3rd	Orlando Magic
1994-95	Shaquille O'Neal	2nd	Orlando Magic
1995-96	Shaquille O'Neal	3rd	Orlando Magic
1996-97	Shaquille O'Neal	3rd	Los Angeles Lakers
1997-98	Shaquille O'Neal	1st	Los Angeles Lakers
1998-99	Shaquille O'Neal	2nd	Los Angeles Lakers
1999-00	Shaquille O'Neal	1st	Los Angeles Lakers
2000-01	Shaquille O'Neal	1st	Los Angeles Lakers
2001-02	Shaquille O'Neal	1st	Los Angeles Lakers
2002-03	Shaquille O'Neal	1st	Los Angeles Lakers
2003-04	Shaquille O'Neal	1st	Los Angeles Lakers
2004-05	Shaquille O'Neal	1st	Miami Heat
2005-06	Shaquille O'Neal	1st	Miami Heat

Tigers In the NBA



NBA Players from LSU

PLAYER	FROM	TO	G	FG%	3P%	FT%	REB	AST	STL	BLK	PTS	MP	PTS	TRB	AST
Mahmoud Abdul-Rauf	1991	2001	586	.442	.354	.905	1087	2079	487	46	8553	26.7	14.6	1.9	3.5
Brandon Bass	2006	2017	758	.499	.207	.832	3448	608	295	479	6575	21.6	8.7	4.5	0.8
Antonio Blakeney	2017	2019	76	.406	.357	.696	139	62	19	10	569	15.0	7.5	1.8	0.8
Ricky Blanton	1993	1993	2	.429	---	---	3	1	2	0	6	6.5	3.0	1.5	0.5
Frankie Brian	1950	1956	438	.340	---	.821	903	1138	---	---	5379	24.9	12.3	2.4	2.6
Howard Carter	1984	1985	66	.440	.227	.774	89	75	20	4	351	11.4	5.3	1.3	1.1
Maurice Carter	2004	2004	10	.314	.364	.800	11	4	0	0	42	11.0	4.2	1.1	0.4
John Chaney	1950	1950	16	.291	---	.690	---	20	---	---	---	---	4.4	---	1.3
Glen Davis	2008	2015	514	.447	.182	.700	2236	457	357	173	4111	21.1	8.0	4.4	0.9
Ronald Dupree	2004	2011	157	.427	.385	.559	339	100	57	29	555	11.2	3.5	2.2	0.6
Josh Gray	2018	2019	5	.268	.231	.636	10	12	8	2	32	17.3	3.2	2.0	2.4
Justin Hamilton	2014	2017	113	.459	.306	.750	403	91	61	73	687	17.4	6.1	3.6	0.8
Geert Hammink	1994	1996	8	.400	---	.667	7	2	0	0	14	3.4	1.8	0.9	0.3
Glenn Hansen	1976	1978	112	.412	---	.725	247	93	61	16	588	12.9	5.3	2.2	0.8
Dan Hester	1971	1971	42	.396	.417	.817	234	35	---	---	248	13.2	5.9	5.6	0.8
Kenny Higgs	1979	1982	216	.441	.145	.804	391	944	239	23	1470	20.5	6.8	1.8	4.4
Chris Johnson	2011	2013	71	.562	---	.699	132	13	16	46	205	8.4	2.9	1.9	0.2
Randy Livingston	1997	2007	203	.406	.351	.771	282	415	121	31	773	13.2	3.8	1.4	2.0
Rudy Macklin	1982	1984	160	.449	.000	.776	464	121	82	30	1030	17.2	6.4	2.9	0.8
Pete Maravich	1971	1980	658	.441	.667	.820	2747	3563	587	108	15948	37.0	24.2	4.2	5.4
Jarell Martin	2016	2019	184	.434	.346	.766	639	114	67	73	998	15.9	5.4	3.4	0.6
Jordan Mickey	2016	2018	64	.449	.118	.605	128	17	9	27	152	7.5	2.4	2.0	0.3
Bill Newton	1973	1974	35	.437	.500	.500	65	14	2	0	73	5.4	2.1	1.9	0.4
Johnny O' Bryant	2015	2018	147	.402	.360	.663	352	69	32	19	509	11.5	3.5	2.4	0.5
Shaquille O' Neal	1993	2011	1207	.582	.045	.527	13099	3026	739	2732	28596	34.7	23.7	10.9	2.5
Bob Pettit	1955	1965	792	.436	---	.761	12849	2369	---	---	20880	38.8	26.4	16.2	3.0
Tim Quarterman	2016	2018	19	.438	.333	.400	19	11	1	2	35	4.9	1.8	0.9	0.6
Anthony Randolph	2009	2014	252	.453	.241	.740	1078	187	150	224	1789	15.2	7.1	4.3	0.7
Jerry Reynolds	1986	1996	443	.418	.226	.749	1317	904	486	250	4036	18.9	9.1	3.0	2.0
Stanley Roberts	1992	2000	300	.499	.000	.514	1549	189	110	385	2555	19.6	8.5	5.2	0.6
Brandon Sampson	2018	2019	14	.467	.379	.667	16	10	8	3	71	15.3	5.1	1.1	0.7
Al Sanders	1973	1973	4	1.000	---	.667	0	5	0	---	8	6.3	2.0	1.3	0.0
DeWayne Scales	1981	1984	49	.417	.167	.628	140	10	14	5	224	10.6	4.6	2.9	0.2
Ben Simmons	2017	2019	163	.554	.000	.580	1374	1296	260	131	2666	34.0	16.3	8.4	7.9
Jabari Smith	2001	2005	108	.413	.125	.690	178	66	37	26	329	9.8	3.0	1.6	0.6
Stromile Swift	2001	2009	547	.473	.074	.699	2535	275	354	683	4582	19.8	8.4	4.6	0.5
Collis Temple	1975	1975	24	.415	.000	.800	31	15	4	4	42	4.3	1.8	1.3	0.6
Garrett Temple	2010	2019	517	.408	.353	.730	1102	837	442	153	3033	20.3	5.9	2.1	1.6
Tyrus Thomas	2007	2015	402	.438	.235	.732	1938	347	328	525	3093	19.7	7.7	4.8	0.9
Marcus Thornton	2010	2017	483	.425	.358	.830	1348	677	405	61	5750	23.4	11.9	2.8	1.4
John Williams	1987	1995	435	.451	.225	.704	2201	1262	566	184	4406	25.2	10.1	5.1	2.9
Nikita Wilson	1988	1988	15	.304	---	.833	11	3	0	0	19	3.6	1.3	0.7	0.2

Most Career Points


Shaquille O' Neal	28,596
Bob Pettit	20,880
Pete Maravich	15,948
Mahmoud Abdul-Rauf	8,553
Brandon Bass	6,575
Marcus Thornton	5,750
Frank Brian	5,379
Stromile Swift	4,582
John Williams	4,406
Glen Davis	4,111

Most Career Rebounds

Shaquille O' Neal	13,099
Bob Pettit	12,849
Brandon Bass	3,448
Pete Maravich	2,747
Stromile Swift	2,535
Glen Davis	2,236
John Williams	2,201
Tyrus Thomas	1,938
Stanley Roberts	1,549
Marcus Thornton	1,348

Most Games Played

Shaquille O' Neal	1,207
Bob Pettit	792
Brandon Bass	758
Pete Maravich	658
Mahmoud Abdul-Rauf	586
Stromile Swift	547
Garrett Temple	517
Glen Davis	514
Marcus Thornton	483
Jerry Reynolds	443



LSU Athletic Hall of Fame, Louisiana Honors



Frank Brian speaks to crowd at 2013 LSU Athletic Hall of Fame banquet.

LSU Athletic Hall of Fame

The LSU Athletic Hall of Fame is one of the most prestigious athletic clubs that recognizes only the best and brightest of LSU athletes. All student-athletes in the LSU Athletic Hall of Fame must have received their degree at LSU to be eligible.

In 2007, a category was added to allow coaches and administrators into the LSU Hall of Fame. That allowed both coaches Harry Rabenhorst and Dale Brown and trainer Dr. Marty Broussard to enter the prestigious hall.

Listing includes the members of the Hall of Fame involved in LSU Basketball:

Malcolm "Sparky" Wade -- Inducted in 1937

Joe Dean -- Inducted in 1953

Bob Pettit -- Inducted in 1954

Joe Bill Adcock -- Inducted in 1978

Bobby Lowther -- Inducted in 1978

Durand "Rudy" Macklin -- Inducted in 1990

Shaquille O'Neal -- Inducted in 2000

Dr. Martin J. Broussard (Athletic Trainer) -- Inducted in 2009

Harry Rabenhorst (Head Coach) -- Inducted in 2009

Frank Brian -- Inducted in 2013

Dale Brown (Head Coach) -- Inducted in 2013

Collis Temple, Jr. -- Inducted in 2017



Collis Temple, with his family behind him, accepts his LSU Athletic Hall of Fame honor at the 2017 awards banquet.

Louisiana Sports Hall of Fame

To be a member of the Louisiana Sports Writers Hall of Fame is one of the greatest honors that could be bestowed on an athlete from this state or who has performed a portion of his career in this state. Each year's class continues to add to the prestige of the growing list of Hall of Fame inductees. The Hall of Fame ceremonies are conducted each June in Natchitoches at the Natchitoches Events Center just a block from the new multi-million dollar home of the Hall of Fame that opened in June 2013.

A total of 14 men and women who participated in the LSU basketball program either as players or coaches have been inducted in the Hall of Fame. In 2005, LSU's Durand "Rudy" Macklin, a member of the 1981 Final Four team and the No. 1 rebounder and No. 2 scorer in LSU men's history, along with late former LSU women's head coach Sue Gunter were inducted.

In 2009, the late Dr. Martin J. Broussard became the first athletic trainer ever inducted into the Louisiana Sports Hall of Fame.

In 2013, LSU and NBA icon Shaquille O'Neal delighted a packed house for his induction ceremony.

The 14 LSWA Hall of Famers with their years of participation in LSU basketball in parenthesis:

Buddy Blair -- (F, 1933-35, member 1935 national champions), inducted 1981

Frank Brian -- (F, 1942-43; 1945-47, All-SEC 1943, 1946, two-time NBA All-Star), inducted in 1986

Dr. Martin J. Broussard -- LSU athletic trainer for six decades, inducted 2009

Dale Brown -- (Coach, 1972-96, 1981, 1986 NCAA Final Four; 1979, 1981, 1985, 1991 SEC Championships, all-time winningest coach at LSU, 448 wins), inducted in 1999

Joe Dean -- (F, 1949-52; TV Commentator, LSU Athletic Director, 1987-2000), inducted in 2001

Sue Gunter -- (Coach, LSU 1982-2004), inducted into Naismith Hall of Fame, Fall 2005, inducted in 2005.

Bobby Lowther -- (F, 1942-43; 1945-48, All-SEC 1946, All-American in 1946 in both basketball and track and field), inducted in 1995

Rudy Macklin -- (F, 1976-81, All-SEC 1977, '78, '80, '81, All-America 1981) Second leading scorer, first in rebounding, inducted in 2005.

Pete Maravich -- (G, 1967-70, three-time All-American, Division I all-time scorer), inducted in 1984

Shaquille O'Neal -- (C, 1989-92, SEC POY 1991, 1992; National Player of the Year 1991; All-American 1991, 92; NBA No. 1 pick, 1992), inducted in 2013

Bob Pettit -- (C, 1951-54, two-time All-American, 1953 Final Four member, 10-time NBA All-Star), inducted in 1973

Harry Rabenhorst -- (Coach, 1925-42, '45-57, 1935 national championships, 1953 Final Four), inducted in 1970

Malcolm "Sparky" Wade -- (G, 1932-35, member 1935 national champions, first LSU All-American), inducted 1962

Joyce Walker -- (G, 1981-84, three-time Kodak All-American), inducted in 1997

Louisiana Awards



Kenny Higgs, with wife Jill, receives his LABC Hall of Fame plaque at the 2011 induction ceremony.



Former Tiger Star John Williams with Coach Dale Brown at 2017 LABC Ceremony

Louisiana Association of Basketball Coaches

Formed in 1974, the LABC represents the colleges and universities of the state in an effort to promote basketball on all levels in Louisiana.

LABC Hall of Fame

Mahmoud Abdul-Rauf -- (G, 1988-90, played as Chris Jackson, NCAA all-time leading freshman scorer, All-American, 1989-90) -- inducted in 1998.

Ricky Blanton -- (F, 1984-86; 87-89, All-SEC 88, 89 ... Member 1986 Final Four team) -- inducted in 2010

Frank Brian -- (F, 1942-43; 45-47, All-SEC 1943, 1946, two-time NBA All-Star), inducted in 1987.

Howard Carter -- (G, 1979-83, member 1981 Final Four team), inducted 1994

Dale Brown -- (Coach, 1972-1997, winningest coach in LSU history), inducted 2005

Joe Dean -- (F, 1949-52), LSU Athletic Director, inducted 1985

Kenny Higgs -- (G, 1974-78); All-SEC, 1976-78, inducted 2011

Jerry Reynolds -- (F, 1982-85, All-SEC 1984, 1985), inducted 2003

Durand "Rudy" Macklin -- (F, 1976-78; 1979-81, member 1981 Final Four team, school's all-time leading rebounder), inducted 1987.

Dick Maile -- (F, 1962-65), inducted 2005

Pete Maravich -- (G, 1967-70, three-time All-American, Division I all-time scorer), inducted in 1977.

Leonard Mitchell -- (F, 1981-84, Member 1981 Final Four Team), inducted 2000

Shaquille O'Neal -- (C, 1989-92, two-time All-American, National Player of the Year, 1991), inducted 1998.

Bob Pettit -- (C, 1951-54, two-time All-American, 1953 Final Four member, 10-time NBA All-Star), inducted in 1976, charter inductee

Harry Rabenhorst -- (Coach, 1925-42, '45-57, 1935 national champions, 1953 Final Four), inducted in 1979.

Don Redden -- (F, 1982-86, member 1986 Final Four team), inducted 1993

Roger Sigler -- (F, 1953-57, All-SEC 1956, '57), inducted 1999

Collis Temple, Jr. -- (F, 1971-74), inducted 1995

Malcolm "Sparky" Wade -- (G, 1932-35, member 1935 national champions, first LSU All-American), inducted 1977

John Williams -- (F, 1984-86), member 1986 NCAA Final Four team, inducted 2017

LABC Mr. Basketball Award

Given annually by the LABC to someone who has made a significant contribution to basketball in the state of Louisiana.

Joe Dean -- inaugural recipient in 1975

Bob Pettit -- recipient in 1976

Dale Brown -- recipient in 1988

Shaquille O'Neal -- recipient in 2000, L.A. Lakers

Collis Temple, Jr. -- recipient in 2015

Jim Hawthorne -- recipient in 2016

LABC Don Landry Award

Named in honor of the founder and first president of the LABC, given to someone who has rendered distinguished service and made a significant contribution to the LABC.

Dale Brown -- inaugural recipient in 1998.

LABC Bob Pettit Award

Given to the professional player of the year from Louisiana.

Shaquille O'Neal -- recipient in 1994, 1995, Orlando Magic

Shaquille O'Neal -- recipient in 2000, 2001, 2002, 2004 L.A. Lakers

Shaquille O'Neal -- recipient in 2005, 2006, 2007 Miami Heat.

Marcus Thornton -- recipient in 2010 New Orleans Hornets.

Ben Simmons -- recipient in 2018, 2019 Philadelphia 76ers

LABC Tommy Joe Eagles Memorial Award

Given to the college coach of the year in Louisiana

Dale Brown -- recipient in 1979, 1981, 1986, 1987

John Brady -- recipient in 2000, 2003, 2006

Trent Johnson -- recipient in 2009

Johnny Jones -- recipient in 2015

LABC Pete Maravich Memorial Award

Given to the major college player of the year in Louisiana

Durand Macklin -- recipient in 1981

Don Redden -- recipient in 1986

Nikita Wilson -- recipient in 1987

Chris Jackson -- recipient in 1989, 1990

Shaquille O'Neal -- recipient in 1991, 1992

Stromile Swift -- recipient in 2000

Ronald Dupree -- recipient in 2003

Brandon Bass -- recipient in 2005

Glen Davis -- recipient in 2006, 2007

Marcus Thornton -- recipient in 2009

Tas Mitchell -- recipient in 2010

Jarell Martin -- recipient in 2015

Ben Simmons -- recipient in 2016

Tremont Waters -- recipient in 2019

Living Legends - SEC Tournament

1999 -- Bob Pettit

2000 -- Durand Macklin

2001 -- Joe Dean

2002 -- Ricky Blanton

2003 -- Pete Maravich

2004 -- Dale Brown

2005 -- Bobby Lowther

2006 -- Collis Temple Jr.

2007 -- Dick Maile

2008 -- Frank Brian

2009 -- Ethan Martin

2010 -- Ned Clark

2011 -- Howard Carter

2012 -- Kenny Higgs

2013 -- Geert Hammink

2014 -- Chris Jackson

2015 -- Ronald Dupree

2016 -- Stanley Roberts

2017 -- Tasmin Mitchell

2018 -- John Brady

2019 -- Wayne Sims (accepted by his parents Wayne and Fay)

Media Guidelines

Credential and Access Guidelines

LSU's goal is to disseminate information as widely, uniformly and fairly as possible using normally accepted media standards.

Media must meet the following guidelines in order to be granted credentials. Only media that meet the criteria and have approved the SEC Media Policy through the request of credentials on the LSU media site at LSUsports.net/media will be allowed to move forward on the credential site to request credentials and consideration for access to LSU Athletic events. No credential requests by media will be accepted by either email or phone, but must go through the credential site at LSUsports.net/media.

The number of credentials issued is limited. A CREDENTIAL DOES NOT NECESSARILY GUARANTEE A SEAT IN THE MEDIA SECTION.

General

Each Bearer must be and hereby represents that he or she is acting on a specific assignment from an accredited media agency and has a legitimate working function in connection with the Event attended. The credential is not transferable and may be revoked at any time.

The rights and privileges granted to Bearer may be terminated if any term or condition for use of the Credential is breached. The unauthorized use of Credential subjects Bearer to ejection from Event.

Print

Daily newspapers are eligible to apply for credentials and access to media opportunities. The granting and number of credentials will be based on newspapers' circulation on a space available basis.

Membership in the Louisiana Press Association or membership in the Louisiana Sports Writers Association may be used in determining access to credentials. Weekly newspapers based on space will be limited to non-conference games if space exists.

Specialty publications that cover college basketball or sports in the host site of the two participating schools are eligible to be granted on a space available basis.

Student newspapers from the city of the two teams are able to apply for credentials on the basis of a maximum of two press row seats for dailies and one press row seat for weeklies.

Television

Television stations that have nightly news broadcasts that originate in the locale of the station that includes sports coverage are eligible to apply for credentials. All other stations will be filled on a space available basis.

Student television stations from the two participating schools are eligible to apply on a space available basis.

The Credential confers on a Bearer a limited non-exclusive and non-transferable license (with no right of sublicense) to use broadcast video feeds of the Event only for regularly scheduled television newscast aired only on television (but not on any form of television available or viewable on the internet, except for a single, non-archived only simulcast by Bearer) within the period expiring at midnight on the seventh day after the Event and NO video used for such purposes shall exceed three minutes. Bearer may not broadcast any video of game action that is broadcast live until the Event has been completed.

Radio

National and regional networks are eligible to apply for credentials.

Radio stations that employ a full-time sports director or regularly airs sports news or locally-produced talk shows are eligible for apply for credentials. No talk show may have more than one credential and the maximum credentials a station may receive for a game, based on space, is two.

Internet

Internet sites of the home and visiting school (as determined by the Media Relations or Sports Information Director) are eligible to apply for credentials.

LSU's policy is to issue credentials only to those organizations whose primary purpose is to gather news and disseminating it and for which other commercial activities are ancillary.

Other internet sites must meet each of the following guidelines in addition to meeting the above criteria to be eligible to apply for credentials and access as determined on a space available basis.

- Web site must be a legal corporate entity.
- Web site must provide daily coverage of LSU or the visiting team with its own full-time staff of reporters, photographers and equipment.
- Web site must travel to and cover a majority of away games and all major post-season events.
- Web site must be accredited by the home university as working media.
- Web sites that sponsor message boards, message centers or chat room as their primary function where people are allowed to post anonymous information will not be issued credentials.
- The maximum number of credentials that a web site may receive is two based on space available and the discretion of the media relations or sport information director.

Internet Use – Video and Audio

Upon execution of a separate agreement with terms and conditions governing the use thereof, Bearer will be afforded access to video and audio of broadcast Events for use on Bearer's official news website(s), at no premium or charge. Otherwise, except as specifically permitted herein (with respect to online, non-archived simulcasts), Bearer shall not post, place, distribute or make available video (or audio from broadcast feeds) of game action of any Event (including any Bearer Generated Video of game action of an Event) on or through the internet or any other new media distribution platform (i.e., any other platform other than print media or a form of television not available or viewable over the internet, except for non-archived simulcasts specifically permitted herein) including, without limitation, wireless handsets, podcasts, cell phones or PDAs.

Blogging

By acceptance and use of an LSU media credential, the holder agrees to the following conditions as established by LSU and the Southeastern Conference.

Entrance

The media entrance to the Pete Maravich Assembly Center is through the Northeast Corridor of the Maravich Center. The press workroom is located in that corridor. Access to the press room is limited to those with working credentials. A pre-game meal will be served approximately one hour before tipoff in the area across from the press room in the Northeast Corridor.

Parking

Media parking is located in lots near the Pete Maravich Assembly Center. Because of limited space, requests for parking should be made with credential requests. It should not be assumed that parking passes will be provided with all media credentials.

Satellite Trucks

Any outlet using a satellite truck must request satellite truck parking and must have the truck in place at least two hours prior to tipoff. All production and uplink trucks should contact Dreyfus Milstead, Director of the Maravich Center, 225-578-8205 regarding parking and Director of Television Kevin Wagner, 225-578-1797, regarding production truck power hookup.

Phone Lines

Those writers wishing personal phone lines at press row or in the press room should contact the AT&T Office in Baton Rouge (1-800-238-5501) with LSU Sports Information as the contact.

There are a minimum of four phone lines available for every game for writers in the press room.

Wireless Internet Access

Wireless Internet access is available in the press room and on press row of the Maravich Center. For information on how to access please ask LSU Basketball SID Kent Lowe.

Head Coach Will Wade

Coach Wade will be available for phone and in-person interviews on most non-game weekdays during the season. Please coordinate all requests for personal interviews with Coach Wade at least two days in advance through Kent Lowe in the LSU Athletic Communications Office at 225-578-1864.

Coach Wade will, based on the game schedule, make comments at a media session in the practice facility media room two days prior to a game. The sessions will take place prior to the team's practice. He will also take part in the SEC Teleconferences beginning in January. Contact the SEC Office for the phone number.

On the road, Coach Wade will generally not be available once the team leaves Baton Rouge.

Players

LSU players will be available in the media sessions at least once a week at a time to be announced. Special interviews should be requested 72 hours in advance through the LSU Sports Information Office.

Phone interviews will be handled on a case-by-case basis. NO players will be available for interviews on the road prior to the game.

The team apartments, locker room and team areas of the practice facility are off limits to media representatives at all times.

Postgame

LSU abides by Southeastern Conference policy regarding equal access to all members of the working media.

The LSU locker room is closed to all media after all games, home and away. Requested players will be brought to the practice facility media room for a group press conference after the 10-minute cooling off period. Coach Will Wade will come to the media room after conducting his post-game radio network locker room. On the road, media members can visit with Wade outside the locker-room or in the home team's interview area if so requested.

Practices

Practices are closed to the media for the 2019-20 season.

Key Phone Numbers

Athletic Communications: 225-578-8226
Athletic Department: 225-334-4578
LSU Sports Properties: 225-578-7169
Athletic Ticket Office: 225-578-2184
Radio: 225-578-1882
Television: 225-578-1797

The LSU Athletic Communications Office is located on the fifth floor of the LSU Athletic Administration Building in the west parking lot of Tiger Stadium.

Mailing Address

LSU Athletic Communications
Athletic Administration Building
Baton Rouge, La. 70803

Overnight Mailing Address

LSU Athletic Communications, Room 501
Athletic Administration Building
North Stadium Dr. at Nicholson Dr.
Baton Rouge, La. 70803
Kent Lowe email: clowe@lsu.edu
Kent Lowe cell: 225-241-4360
Facebook: www.facebook.com/LSUBasketball
Twitter: @LSUBasketball, @LSUKent,

LSU Sports TV Network



Inside LSU Basketball

Inside LSU Basketball with Will Wade presented by Academy Sports + Outdoors provides a behind-the-scenes look into the LSU basketball program. Each week LSU head coach Will Wade breaks down highlights, provides in-depth analysis, and profiles the 2019-20 Tigers. Inside LSU Basketball is syndicated weekly (see affiliates list) throughout the state of Louisiana and across the south on Cox Sports Television and FOX Sports Net. Inside LSU Basketball debuts December 8, 2019, and runs through March 8, 2020 ... There will be no show Dec. 15 or Dec. 29.

2019-20 TV Affiliates

Baton Rouge	WBRZ-TV (ABC), Cox Sports Television, Cox 4
Alexandria	KLAX-TV (ABC)
Monroe	KARD-TV (FOX)
New Orleans	WWL-TV (CBS)
Pensacola, FL	WFBD-TV
Shreveport	KSHV-TV
Regional	Cox Sports TV
Regional	FOX Sports Southwest

Affiliates are subject to change. Visit LSUsports.net/tvaffiliates to view weekly air dates by affiliate.

LSU Sports Radio Network

Radio Network History

The LSU Sports Radio Network, a division of LSU Sports Properties, brings Tiger basketball to LSU fans and alumni around the world. With four 50,000-watt affiliates, three 100,000-watt FM stations and two clear-signal 50,000 watt AM stations, LSU Fighting Tiger Basketball is distributed by satellite throughout the South. The LSU Sports Radio Network is anchored by flagship WDGL Eagle 98.1 FM in Baton Rouge.

The LSU Sports Radio Network is one of the most progressive college radio networks in the country, utilizing an in-house radio studio to originate more than 250 live broadcasts of LSU football, men's and women's basketball, baseball and softball annually.

Eagle 98.1 is also the home of football and baseball. WYPY Talk 107.3 FM serves as a flagship station for women's basketball and softball.

In addition to live games, network programming includes a weekly live coaches' shows for football, men's and women's basketball, and baseball.

2019-20 Radio Network Affiliates

CITY	SHOWS	CALL LETTERS	FREQ.
Baton Rouge (flagship)	BB, WWS	WDGL-FM	98.1
Alexandria	BB, WWS	KSYL-AM	970
Bogalusa	BB, WWS	WBOX-FM	92.9
Jena	BB, WWS	KJNA-FM	102.7
Lafayette/Opelousas	BB, WWS	KLWB-FM	103.7
Lake Charles	BB, WWS	KXZZ-AM	1580
Leesville	BB, WWS	KJAE-FM	93.5
New Orleans	BB, WWS	WWL-AM/FM 870/105.3	
Ruston	BB, WWS	KRUS-AM	1490
Shreveport	BB, WWS	KWKH-AM	1130
Tylertown, Miss.	BB, WWS	WFCG-FM	107.3
Ville Platte	BB, WWS	KVPI-AM	1050
Conway/Little Rock, Ark.	BB, WWS	KASR-FM	92.7
Natchez, Miss.	BB, WWS	WQNZ-FM	95.1

BB Ch. 199, 200, 201

BB – LSU Basketball Games; WWS - The Will Wade Show; Affiliates subject to change. Visit LSUsports.net/radioaffiliates for updates.



The Will Wade Show

The Will Wade Show, presented by Hancock Whitney Bank, a weekly one-hour radio program returns for the 2019-20 season. It is designed to give Tiger fans a chance to visit both live and by phone with LSU Coach Will Wade.


The show will be hosted this season by the Voice of the Tigers, Chris Blair. The show will be broadcast again this year from T. J. Ribs on Acadian Thruway.

Fans have the opportunity to come out and watch the show. There is also a call-in segment that features questions from listeners on the LSU Sports Radio Network, in the Geaux Zone at LSUsports.net and on Twitter.

The first show, with Coach Wade, is Dec. 4 and runs primarily on either Mondays or Wednesdays through the remainder of the regular season. There is no show the week of Dec. 16.



The Will Wade Radio Show is broadcast from T. J. Ribs on Acadian Thruway.



Former LSU Head Basketball Coach John Brady will join the Voice of the Tigers, Chris Blair, for the third year on the broadcasts.