



# HAIL THE PEAK

women's BASKETBALL

2015-16

LSU



# SYLVIA FOWLES

C• LSU (2005-2008)

C• MINNESOTA LYNX

2008 SEC PLAYER OF THE YEAR  
2008 SEC DEFENSIVE PLAYER OF THE YEAR  
FIRST-TEAM ALL-AMERICAN (2007, 2008)  
2015 WNBA FINALS CHAMPION  
2015 WNBA FINALS MVP  
WNBA ALL-STAR (2009-11, 2013)



## 2015 LSU

### ATHLETICS HALL OF FAME

Sylvia Fowles became the fifth Lady Tiger women's basketball member to be inducted into the LSU Athletics Hall of Fame when she was honored on September 4, 2015. One of the top centers in SEC history, Fowles was a member of four NCAA Final Four teams and earned several All-America honors during her career. She holds the school record in rebounds with 1,570, and is fifth in scoring with 2,234 points. Fowles has played eight years in the WNBA and led the Minnesota Lynx to a championship in 2015. She was named the 2015 WNBA Finals MVP.







# LSU LEGACY

**5 NCAA Final Fours**  
2004 • 2005 • 2006 • 2007 • 2008



**3 SEC Championships**  
2005 • 2006 • 2008



**2 SEC Tournament Championships**  
1991 • 2003

**24**

NCAA Tournament  
Appearances

**2**

Naismith Basketball  
Hall of Famers

**2**

National Freshmen  
of the Year

**2**

WNBA Rookies  
of the Year

**247**

All-Time SEC Wins

**8**

NCAA Tournament  
Elite Eights

**2**

Women's Basketball  
Hall of Famers

**61**

SEC Academic  
Honor Roll Members

**13**

WNBA All-Star  
Player Appearances

**115**

SEC Victories  
since 2005

**14**

NCAA Tournament  
Sweet 16s

**9**

State Farm First-  
Team All-Americans

**40**

First-Team All-SEC  
Recipients

**1**

WNBA All-Star  
Game MVP

**20**

SEC All-Tournament  
Team Honors

**2**

National Player  
of the Year Awards

**3**

SEC Player of the  
Year Honors

**17**

WNBA Draft Picks

**2**

WNBA Finals MVP

**55**

SEC Player of the  
Week Honors

**7**

United States  
Olympic Gold  
Medals

**4**

SEC Coach of the  
Year Honors

**1**

WNBA Draft  
No. 1 Pick

**857**

All-Time Victories

**2**

SEC Tournament  
MVPs





## **A New Era of Lady Tiger Basketball**

Nikki Fargas ushered in a new era of LSU Lady Tiger basketball as she officially became the seventh head coach in school history on April 4, 2011 at a press conference at the LSU Athletic Administration Building.

# **Nikki Fargas**

## **BASKETBALL**

**“Winning championships doesn’t happen overnight. You have to have great leadership, team cohesion, and a relentless desire to never quit.”**

.....

A superstar in the women's basketball coaching profession, Nikki Fargas has brought LSU women's basketball back to national prominence.

Fargas carries a dynamic personality with steadfast leadership and an unwavering commitment to excellence on and off the court. Her championship pedigree began as a player at Tennessee in 1991. It continued to her days as assistant coach with the Lady Vols where she was a part of two national championships, three Southeastern Conference regular season championships and three SEC Tournament titles from 2002-08.

Fargas transformed UCLA in three seasons to a national power. It took her one year to spearhead LSU to its first SEC Tournament Championship Game appearance since 2008. Fargas' players achieve on the court, in the classroom and in the community.

On the floor, Fargas' teams are known for their exciting up-tempo style, their attention to detail and discipline and their cornerstone of great defensive play.

Off the floor, Fargas' players are model citizens who give back regularly to the Baton Rouge community.

During her first four seasons, she has guided the Lady Tigers to a trio of 20-plus win seasons, four NCAA Tournament appearances highlighted by back-to-back NCAA Sweet 16 trips and three 10-win SEC seasons. LSU has collected 17 victories over Top 25 opponents which includes the program's first victory at Tennessee dating back to the 2007-08 season.

In the classroom, LSU has maintained a perfect 100 in the NCAA Graduation Success Rate, which leads the SEC.



**“LSU should get the hire of the year award in hiring Nikki Fargas. When you look at what she did at UCLA in a short amount of time, Nikki is a winner. She works hard. She knows how to relate to people and she is a constant student of the game. There is more than one way to do things and she is going to find the right way that works with the players she has.”**

**- Carolyn Peck, ESPN analyst and former coach**



### State Capitol Bike Ride

On her first week on the job, Fargas, her staff and the Lady Tigers biked from the LSU campus to the historic Louisiana State Capitol as part of a team building experience. “It’s important for our players to realize that they are more than just student-athletes here at LSU, they are ambassadors for the city of Baton Rouge and the state of Louisiana,” Fargas said.



### Billboard Campaign

Since Fargas’ hiring in April 2012, ticket sales for LSU women’s basketball have seen a dramatic increase. Fargas was featured on a billboard campaign throughout Baton Rouge and in Cowboys Stadium in Arlington, Texas, when the LSU football team hosted Oregon in front of a national audience.



### Cruisin’ For a Cause

Every year, Fargas journeys across the country as part of “Cruisin’ for a Cause,” a motorcycle adventure created to raise dollars and awareness for a cure for breast cancer. Fargas and Tennessee head coach Holly Warlick co-founded Champions for A Cause. The non-profit foundation has raised thousands of dollars to help find a cure.



### Two-Time USA National Gold Medalist

Fargas has twice been selected by the USA Women’s Basketball Committee to serve as an assistant coach for USA National Teams. In 2012, she was a member of the USA U18 FIBA Americas gold medal squad. The following summer, she helped lead the USA U19 team to gold at the FIBA World Championships in Lithuania.



### Lady Tiger Lagniappe

More than 1,100 fans turned out to the inaugural “Lady Tiger Lagniappe” in the summer of 2011 as Fargas laid out plans for the future of the LSU program, introduced her players and signed hundreds of autographs. “LSU is back, and I am so proud to be your coach,” Fargas said after receiving a standing ovation.



### Back to Winning

After missing the NCAA Tournament prior to her arrival, Fargas immediately made an impact as the Lady Tigers won 23 games in her first season – the most in four years – and LSU reached the second round of the NCAA Tournament and the championship game of the SEC Tournament. LSU has secured back-to-back trips to the NCAA Sweet 16 and has had to defeat Top 10 opponents in each of the last two seasons in the NCAA Second Round.



**INTRODUCTION • 1-7**

1	LSU Championship Legacy
2-3	Nikki Fargas Basketball
4	Table of Contents
5	Quick Facts
6	2015-16 Schedule
7	2015-16 Roster

**ONLY ONE LSU • 8-59**

8-9	Final Four Legacy
10	Championship Basketball
11	Trophy Case
12-13	Hall of Famer Sue Gunter
14-15	Sue Gunter Complex
16-17	LSU Basketball Practice Facility
18-21	Pete Maravich Assembly Center
22-23	Athletic Training
24-25	Strength and Conditioning
26	Campus Life
27	Why LSU
28-29	Cox Communications Academic Center
30-31	Academic Success
32-33	National Spotlight
34-35	Great Moments
36-39	Lady Tiger Timeline
40-43	WNBA Lady Tigers
44-45	USA Basketball
46-47	Olympic Games
48-49	2013 Spain Summer Tour
50	Community Outreach
51	Career Development
52-53	LSU Greats
54-55	Prominent LSU Alumni
56-57	Mike The Tiger
58	Give & Geaux Club
59	LSU Cheerleaders/Tiger Girls

**LADY TIGERS • 60-80**

60-61	Anne Pedersen
62-63	Akilah Bethel
64-65	Ann Jones
66-67	Rina Hill
68-69	Raigyne Moncrief
70-71	Jasmine Rhodes
72-73	Jenna Deemer
74-75	Alliyah Fareo
76	Alexis Hyder
77	Ayana Mitchell
78	Shanice Norton
79	Chloe Jackson
80	Tatum Neubert

**COACHES • 81-90**

81-84	Head Coach Nikki Fargas
85	Assistant Coach Tasha Butts
86	Assistant Coach Tony Perotti
87	Assistant Coach Charlene Thomas-Swinson
88	Dir. of Basketball Operations Shaeeta Williams
89	Director of Video Operations Mike Harkness
90	Support Staff

**REVIEW • 91-105**

91	2014-15 Statistics
92	2014-15 Results
93	2014-15 Team Superlatives
94	2014-15 Miscellaneous Stats
95	2015 NCAA Tournament Recap
96-103	2014-15 Box Scores
104	SEC Standings/NCAA Tournament
105	2014-15 Senior Salute

**PREVIEW • 106-113**

106	The Southeastern Conference
107	2016 SEC Tournament
108	SEC Academic Initiative
109-113	Series Vs 2015-16 Opponents

**HISTORY/RECORD BOOK • 114-185**

114-117	Career 1,000-Point Scorers
118	Career 500 Rebounds/275 Assists
119	Scoring Records
120	30+ Point Games
121-122	Field Goal Records
123-124	3-Point Field Goal Records
125-126	Free Throw Records
127	Rebounding Records
128	Assist/Turnover Records
129	Blocks Records
130	Steals Records
131	Miscellaneous Records/Opponent Records
132	Miscellaneous Individual Records
133	NCAA/SEC Leaders
134-135	Leaders By Class
136	Special Games
137	Facing Ranked Teams/Final Polls
138-144	Year-by-Year Results
145	Series History
146-147	Year-by-Year Statistics
148	Head Coach Records
149	All-Time Assistant Coaches
150	SEC Tournament Results
151	SEC Tournament Records
152	NCAA Tournament Results

153	NCAA Tournament Records
154	NIT/AIAW/Regular Season Tournament Results
155	NCAA Final Fours
156	AIAW Runner-Up
157-163	NCAA Tournament Teams
164	SEC Championships
165	SEC Tournament Titles
166	Streaks
167	LSU Athletic Hall of Fame
168	National Coach/Player of the Year
169-174	WBCA All-Americans
175	All-Americans
176-180	LSU Honor Roll
181	First-Team All-SEC
182-183	Letterwinners
184	Uniform Numbers
185	All-Time Starting Lineups

**LSU • 186-192**

186	LSU Board of Supervisors
187	LSU President
188	Vice Chancellor/Director of Athletics
189-190	Athletic Administration
191	LSU Sports Properties
192	Tiger Athletic Foundation

**MEDIA • 193-200**

193-194	Athletic Communications Staff
195-196	Media Guidelines
197	LSU Sports Radio Network
198	LSU Sports Television Network
199	SEC Network
200	LSUsports.net/Social Media Directory

**Credits**

<b>EDITOR &amp; LAYOUT:</b>	Jennifer Rodrigues
<b>LAYOUT &amp; DESIGN:</b>	Peter Hoang
<b>COVER DESIGN:</b>	Peter Hoang
<b>RESEARCH:</b>	Alissa Cavaretta, Ellen Farmer
	Peyton Klemm, Jourdan Riley, Matt Dunaway
<b>ASSISTANCE:</b>	Clyde Verdin
<b>PRINTING:</b>	United Graphics Inc.

**PURCHASE AN LSU MEDIA GUIDE:**

- Preorder with your season ticket order form
- [www.LSUsports.net/mediaguides](http://www.LSUsports.net/mediaguides)
- Purchase from the LSU SportShop

**PHOTOGRAPHY**

Steve Franz, Chris Parent, Hilary Scheinuk, Martin McCallister, Grant Gutierrez, Jason Feirman, Brad Messina, Elizabeth Oliver, Jesse Garrabant, Garret Ellwood, Steve Frischling, Jame Schwaberow, Michael Short, Paul Levy, The Advocate, Travis Spradling, Arthur D. Lauck, Jennifer Abelson, J." Rico" Clement, Bill Feig, Dan Hardesty, Jim Hudelson, LSU Gumbo, Neil Johnson, Rob Musemeche, Jim Zeitz, Eddie Perez, NFL, NBA, WNBA, Nelson Chenault, Ron Berard, C.C. Lockwood, Erby Aucoin Jr., Getty Images, USA Basketball, Peter Axtman, Rocky Widner, David Sherman

**© COPYRIGHT LOUISIANA STATE UNIVERSITY**

The 2015-16 LSU Women's Basketball Media Guide was written by the LSU Sports Information Office and designed by the LSU Publications Office. All text and photo content is property of Louisiana State University and LSU Athletics and can not be reproduced without permission from the LSU Sports Information Office.





## INSTAGRAM

Follow the Lady Tigers on Instagram from your mobile devices and tablets (@LSUwbkb & @LSUNikkiCaldwell). View exclusive photos from behind the scenes with the team during their travels this season. Share your fan photos as well.



## FACEBOOK

Join the LSU women's basketball page at [www.facebook.com/LSUwbkb](http://www.facebook.com/LSUwbkb) for breaking news, exclusive content and your chance to interact with fans about LSU women's basketball.



## TWITTER

Stay updated with what's happening with LSU Lady Tiger basketball on your mobile device. Join Twitter and follow head coach Nikki Fargas at [www.twitter.com/NikkiCaldwell](http://www.twitter.com/NikkiCaldwell) or our main Twitter page at [www.twitter.com/LSUwbkb](http://www.twitter.com/LSUwbkb) for breaking news and in-game updates.

## LSU WOMEN'S BASKETBALL COACHING STAFF

NAME	POSITION	ALMA MATER, YEAR	YEAR AT LSU
Nikki Fargas	Head Coach	Tennessee, 1994	Fifth
Tasha Butts	Assistant Coach	Tennessee, 2004	Fifth
Tony Perotti	Assistant Coach	Tennessee, 1999	Fifth
Charlene Thomas-Swinson	Assistant Coach	Auburn, 1992	First
Shaeeta Williams	Director of Basketball Operations	Duke, 1998	First

### UNIVERSITY

Location	Baton Rouge, La.
Founded	1860
Enrollment	30,451
Nickname	Lady Tigers
Colors	Purple (PMS 268) & Gold (PMS 123)
Mascot	Mike VI (Bengal tiger)
Facility (Capacity)	Maravich Center (13,215)
Conference	Southeastern
President/Chancellor	Dr. F. King Alexander
Faculty Representative	Dr. Bill Demastes

### ATHLETICS DEPARTMENT

Vice Chancellor/Director of Athletics	Joe Alleva
Senior Associate AD/Operations & Administration	Verge Ausberry
Senior Associate AD/Student Services & Senior Woman Administrator	Miriam Segar
Senior Associate AD/Compliance & Planning	Bo Bahnsen
Senior Associate AD/Business	Mark Ewing
Senior Associate AD/Facility Management	Ronnie Haliburton
Senior Associate AD/Internal Affairs & Development	Eddie Nunez
Associate AD/Ticket Manager	Brian Broussard
Associate AD/Facility & Project Development	Emmett David
Assistant AD/Marketing	Mathew Shanklin

### COACHING STAFF

Head Coach	Nikki Fargas
Alma Mater, Year	Tennessee, 1994
Record at LSU (Seasons)	83-50 (4)
Career Record (Seasons)	155-76 (7)
Assistant Coach	Tasha Butts
Alma Mater, Year	Tennessee, 2004
Season at LSU	5th Season
Assistant Coach	Tony Perotti
Alma Mater, Year	Tennessee, 1999
Season at LSU	5th Season
Assistant Coach	Charlene Thomas-Swinson
Alma Mater, Year	Auburn, 1992
Season at LSU	1st Season
Director of Basketball Operations	Shaeeta Williams
Alma Mater, Year	Duke, 1998
Season at LSU	1st Season
Director of Video Operations	Mike Harkness
Alma Mater, Year	Maryland, 2003
Season at LSU	1st Season

### TEAM INFORMATION

2014-15 Record	17-14 (H: 11-4; A: 4-7; N: 2-3)
2014-15 SEC Record (Finish)	10-6 (Tied 4th)
2015 SEC Tournament	Semifinals (South Carolina)
2015 Postseason	NCAA First Round (South Florida)
2015 Final Ranking	NR
Letterwinners Returning/Lost	8/4
Starters Returning/Lost	3/2
Newcomers	3

### PROGRAM HISTORY

All-Time Record	857-408 (.677)
All-Time SEC Record	247-163 (.602)
SEC Regular Season Titles (Years)	3 (2005, 2006, 2008)
SEC Tournament Record	34-35 (.493)
SEC Tournament Titles (Years)	2 (1991, 2003)
NCAA Tournament Record (Appearances)	43-24 (.642)
NCAA Final Four Appearances	5 (2004, 2005, 2006, 2007, 2008)

### SPORTS INFORMATION

Associate AD/Sports Information Director	Michael Bonnette
Senior Associate SID/Women's Basketball Contact	Jennifer Rodrigues
SID Office Phone/Fax	(225) 578-1869/1861
Senior Associate SID	Kent Lowe
Senior Associate SID	Bill Franques
Associate SID	Will Stafford
Associate SID	Jake Terry
Associate SID	Clyde Verdin
Graphic Design Coordinator	Hannah Brinks
Administrative Secretary	Pam LeBlanc
Website	<a href="http://www.LSUsports.net">www.LSUsports.net</a>

### MAILING/OVERNIGHT ADDRESS

LSU Athletics Administration Building  
Sports Information, Fifth Floor  
Nicholson Drive at North Stadium Drive  
Baton Rouge, LA 70803  
Phone: (225) 578-1882

### RADIO STATION/NETWORK

LSU Sports Radio Network Flagship  
WYPY-FM • 107.3 FM  
WBB Play-by-Play: Patrick Wright (26th Season)  
Director of Broadcasting: Jim Hawthorne



## NOVEMBER

DATE [DAY]	OPPONENT	LOCATION	TV/RADIO	TIME
<b>4 [Wed.]</b>	<b>Union University [Exhibition]</b>	<b>Maravich Center</b>	<b>SEC Network +/-107.3 FM</b>	<b>7:00 p.m.</b>
13 [Fri.]	at Wake Forest	Winston-Salem, N.C.	107.3 FM	4:00 p.m.
<b>15 [Sun.]</b>	<b>Louisiana-Monroe</b>	<b>Maravich Center</b>	<b>SEC Network +/-107.3 FM</b>	<b>3:00 p.m.</b>
18 [Wed.]	at Arkansas-Little Rock	Little Rock, Ark.	CST/107.3 FM	7:15 p.m.
<b>21 [Sat.]</b>	<b>Long Beach State</b>	<b>Maravich Center</b>	<b>SEC Network +/-107.3 FM</b>	<b>2:00 p.m.</b>
23 [Mon.]	at Tulane	New Orleans, La.	CST/107.3 FM	7:00 p.m.
27-29 [Fri.-Sun.]	Gulf Coast Showcase [1] Dayton, Louisville, Purdue, Stanford, Maine, Marist, Missouri State	Estero, Fla.	CST/107.3 FM	TBD

## DECEMBER

DATE [DAY]	OPPONENT	LOCATION	TV/RADIO	TIME
<b>1 [Tue.]</b>	<b>Texas Southern</b>	<b>Maravich Center</b>	<b>SEC Network +/-107.3 FM</b>	<b>11:00 a.m.</b>
<b>13 [Sun.]</b>	<b>UC Santa Barbara</b>	<b>Maravich Center</b>	<b>SEC Network/107.3 FM</b>	<b>3:00 p.m.</b>
19 [Sat.]	at Rutgers	Piscataway, N.J.	BTN/107.3 FM	1:00 p.m.
21 [Mon.]	at Connecticut	Hartford, Conn.	SNY/107.3 FM	6:00 p.m.
<b>28 [Mon.]</b>	<b>Samford</b>	<b>Maravich Center</b>	<b>SEC Network +/-107.3 FM</b>	<b>7:00 p.m.</b>

## JANUARY

DATE [DAY]	OPPONENT	LOCATION	TV/RADIO	TIME
3 [Sun.]	at Alabama [SEC]	Tuscaloosa, Ala.	SEC Network/107.3 FM	2:00 p.m.
<b>7 [Thur.]</b>	<b>Ole Miss [SEC]</b>	<b>Maravich Center</b>	<b>SEC Network-W/107.3 FM</b>	<b>7:30 p.m.</b>
<b>10 [Sun.]</b>	<b>Texas A&amp;M [SEC]</b>	<b>Maravich Center</b>	<b>SEC Network/107.3 FM</b>	<b>3:00 p.m.</b>
14 [Thur.]	at Vanderbilt [SEC]	Nashville, Tenn.	SEC Network +/-107.3 FM	7:00 p.m.
17 [Sun.]	at Florida [SEC]	Gainesville, Fla.	SEC Network +/-107.3 FM	1:00 p.m.
<b>21 [Thur.]</b>	<b>Arkansas [SEC]</b>	<b>Maravich Center</b>	<b>SEC Network +/-107.3 FM</b>	<b>7:00 p.m.</b>
24 [Sun.]	at Georgia [SEC]	Athens, Ga.	SEC Network +/-107.3 FM	1:00 p.m.
28 [Thur.]	at Missouri [SEC]	Columbia, Mo.	SEC Network +/-107.3 FM	7:00 p.m.

## FEBRUARY

DATE [DAY]	OPPONENT	LOCATION	TV/RADIO	TIME
<b>1 [Mon.]</b>	<b>Auburn [SEC]</b>	<b>Maravich Center</b>	<b>SEC Network/107.3 FM</b>	<b>6:00 p.m.</b>
<b>4 [Thur.]</b>	<b>Mississippi State [SEC]</b>	<b>Maravich Center</b>	<b>SEC Network/107.3 FM</b>	<b>8:00 p.m.</b>
7 [Sun.]	at Kentucky [SEC]	Lexington, Ky.	SEC Network/107.3 FM	11:00 a.m.
<b>14 [Sun.]</b>	<b>Georgia [SEC]</b>	<b>Maravich Center</b>	<b>SEC Network +/-107.3 FM</b>	<b>2:00 p.m.</b>
18 [Thur.]	at Texas A&M [SEC]	College Station, Texas	SEC Network/107.3 FM	8:00 p.m.
<b>21 [Sun.]</b>	<b>Tennessee [SEC]</b>	<b>Maravich Center</b>	<b>ESPNU/107.3 FM</b>	<b>1:00 p.m.</b>
<b>25 [Thur.]</b>	<b>Florida [SEC]</b>	<b>Maravich Center</b>	<b>SEC Network-W/107.3 FM</b>	<b>7:30 p.m.</b>
28 [Sun.]	at South Carolina [SEC]	Columbia, S.C.	ESPN2;U/107.3 FM	TBD

## MARCH

DATE [DAY]	OPPONENT	LOCATION	TV/RADIO	TIME
2-6 [Wed.-Sun.]	SEC Tournament	Jacksonville, Florida	107.3 FM	TBD
18-21 [Fri.-Mon.]	NCAA Tournament 1st & 2nd Rounds	Campus Sites	107.3 FM	TBD
25-28 [Fri.-Mon.]	NCAA Tournament Sweet 16 & Elite 8 Rounds	TBD	107.3 FM	TBD
	Bridgeport, Connecticut; Dallas, Texas; Lexington, Kentucky; Sioux Falls, South Dakota			

## APRIL

DATE [DAY]	OPPONENT	LOCATION	TV/RADIO	TIME
April 3, 5 [Sun., Tue.]	NCAA Final Four	Indianapolis, Indiana	107.3 FM	TBD

All times are Central and subject to change; Home games are bolded and played at the Maravich Center; [1] Gulf Coast Showcase [Estero, Florida]; [SEC] Southeastern Conference game; [ESPN, ESPN2, ESPNU] ESPN Family of Networks, [www.WatchESPN.com](http://www.WatchESPN.com) and the Watch ESPN app; [SECN] SEC Network; [SECN+] SEC Network Plus - Online only on [www.WatchESPN.com](http://www.WatchESPN.com) and the Watch ESPN app. [SEC Network-W] - Whiparound coverage.

## PROMOTIONAL SCHEDULE

For more information on promotions, visit [www.LSUports.net/promotions](http://www.LSUports.net/promotions).

**WE BACK  
PAT GAME**

**THURSDAY • JANUARY 21  
ARKANSAS • 7 P.M.**

**GOLD  
GAME**

**SUNDAY • FEBRUARY 14  
GEORGIA • 2 P.M.**

**PLAY 4 KAY  
PINK GAME**

**SUNDAY • FEBRUARY 21  
TENNESSEE • 1 P.M.**

**SENIOR  
DAY**

**THURSDAY • FEBRUARY 25  
FLORIDA • 7:30 P.M.**



**2015-16 LSU WOMEN'S BASKETBALL ROSTER - NUMERICAL**

NO.	NAME	POS	HT.	CL.-EXP	HOMETOWN (PREVIOUS SCHOOL)
0*	Chloe Jackson	G	5-9	R So.-TR	Upper Marlboro, Md. (Riverdale Baptist/North Carolina State)
1	Jenna Deemer	G	5-7	So.-1L	New Orleans, La. (Ursuline Academy)
2	Shanice Norton	G	5-8	Fr.-HS	London, England (Potter's House Christian Academy – Fla.)
3	Akilah Bethel	F	6-0	R Sr.-1L	Baltimore, Md. (Academy of Holy Cross/West Virginia)
4	Anne Pedersen	G/F	6-1	R Sr.-3L	Copenhagen, Denmark (The Rock School – Fla.)
5	Ayana Mitchell	F	6-2	Fr.-HS	Conyers, Ga. (Salem HS)
10	Jasmine Rhodes	G	5-10	Jr.-2L	Mobile, Ala. (Faith Academy)
11	Raigyne Moncrief	G	5-10	Jr.-2L	Fort Lauderdale, Fla. (American Heritage HS)
13	Rina Hill	G	5-7	Jr.-2L	Nagoya-Shi, Japan (IMG Academy – Fla.)
20	Alexis Hyder	F	5-11	R Jr.-TR	Austin, Texas (Lyndon B. Johnson HS/North Texas)
31	Ann Jones	F	6-3	R Sr.-1L	Jackson, Tenn. (Liberty Magnet School/Memphis)
35	Alliyah Fareo	C/F	6-3	So.-1L	Sydney, Australia (Bethany College HS)
44*	Tatum Neubert	F	6-2	R So.-TR	Elizabeth, Colo. (Elizabeth HS/Oregon)

\* Jackson and Neubert will sit out the 2015-16 season due to NCAA transfer rules.

**COACHING STAFF**

Head Coach: Nikki Fargas (Tennessee, 1994)

Assistant Coach: Tasha Butts (Tennessee, 2004)

Assistant Coach: Tony Perotti (Tennessee, 1999)

Assistant Coach: Charlene Thomas-Swinson (Auburn, 1992)

Director of Basketball Operations: Shaeeta Williams (Duke, 1998)

Director of Video Operations: Mike Harkness (Maryland, 2003)

Athletic Trainer: Micki Collins (Nebraska, 2000)

Strength and Conditioning Coordinator: Melissa Seal (Southern Miss, 2000)

**PRONUNCIATION GUIDE**

AKILAH BETHEL	ah-KEY-lah BETH-ul
ALLIYAH FAREO	ah-LEE-ah FAR-e-o
Jenna DEEMER	DEE-mer
Alexis HYDER	HIGH-der
Tatum Neubert	NEW-burt
Anne Pedersen	PEE-dur-suhn
Raigyne Moncrief	RAY-jean MAHN-creef
Rina Hill	REE-nuh
Tony Perotti	puh-row-TEE

**2015-16 LSU LADY TIGERS** • Row 1 (L-R): Jasmine Rhodes, Jenna Deemer, Head Coach Nikki Fargas, Shanice Norton, Rina Hill. Row 2: Raigyne Moncrief, Alexis Hyder, Akilah Bethel, Chloe Jackson. Row 3: Tatum Neubert, Anne Pedersen, Ayana Mitchell. Row 4: Alliyah Fareo, Ann Jones.





# Final Four

## LEGACY



*LSU Lady Tiger Basketball and Final Fours are synonymous. LSU has a proud tradition of Final Four teams that began a historic streak in 2004. From Hall of Famer Sue Gunter to the players who have donned a Lady Tiger jersey since that season, Final Four basketball at LSU is a legacy that carries on and the pinnacle to which every player aspires to reach.*



The Drive for Five ended in Tampa as first-year LSU head coach Van Chancellor reached the Final Four. LSU became only the second program in NCAA Division I history to advance to five straight Final Fours, doing so behind the play of All-American and SEC Player of the Year Sylvia Fowles. The Lady Tigers edged No. 2 North Carolina in the New Orleans Regional Final.





# 2007



Under associate head coach Bob Starkey, LSU overcame a late season adversity and hoisted a fourth Final Four trophy by winning the Fresno Regional over top-seeded Connecticut. State Farm All-American Sylvia Fowles shattered the LSU record books for blocked shots and rebounds.



# 2006



Seimone Augustus leaves a magnificent legacy as the most decorated player in school history. The 2006 National Player of the Year guided the Lady Tigers to a third straight Final Four with a 31-4 record, another Southeastern Conference championship and a victory over Stanford in the regional final. The trip to Boston culminated a year of record-breaking attendances for LSU.



# 2005



33-3 overall, 27-1 regular season, 14-0 perfect SEC regular season. It was uncharted territory for an LSU program in the national spotlight. In one of the most dominating seasons in school history, the Lady Tigers made it back-to-back Final Four appearances after topping Duke in the regional final. Seimone Augustus became the school's first National Player of the Year.



# 2004



When LSU began its run in the 2004 NCAA Tournament, it was the culmination of a season of destiny that ended in New Orleans. Legendary coach Sue Gunter had to miss the final 20 games due to illness, but the Lady Tigers fought on. LSU reached the program's first Final Four behind sophomore All-American Seimone Augustus and point guard Temeka Johnson as the Lady Tigers defeated Georgia in the regional final.







# Championship

## BASKETBALL



### **Final Fours**

2004 • 2005 • 2006 • 2007 • 2008



### **SEC Champions**

2005 • 2006 • 2008



### **SEC Tournament Champions**

1991 • 2003





# The Trophy Case

**National Coach of the Year**  
**Pokey Chatman - 2004 • 2005**

**National Player of the Year**  
**Seimone Augustus - 2005 • 2006**

**National Point Guard of the Year**  
**Temeka Johnson - 2005**



**Lieberman Award**  
Temeka Johnson 2005



**State Farm Wade Trophy**  
Seimone Augustus 2005 • 2006



**Naismith Award**  
Seimone Augustus 2005 • 2006



**Associated Press**  
Seimone Augustus 2005 • 2006



**Wooden Award**  
Seimone Augustus 2005 • 2006



**Honda Award**  
Seimone Augustus 2005 • 2006



**USBWA Player Award**  
Seimone Augustus 2005



**Senior C.L.A.S.S. Award**  
Seimone Augustus 2006



**Black Coaches Association**  
Pokey Chatman 2004 • 2005



**Russell Athletic/WBCA**  
Pokey Chatman 2005



**Naismith Award**  
Pokey Chatman 2005



**Victor Award**  
Pokey Chatman 2005



**USBWA Coach Award**  
Pokey Chatman 2005

# Sue Gunter

## HALL OF FAMER

40 Seasons • 708 Wins • Basketball Hall of Famer



The late Sue Gunter, a 2005 inductee into the Naismith Basketball Hall of Fame, will always be remembered as not only one of the greatest coaches in women's basketball history, but also as a pioneer in the game. Gunter passed away on Aug. 4, 2005.

Gunter, who became the third women's coach in history to reach 700 career victories with a win over Arkansas on Feb. 12, 2004, was with women's basketball on the collegiate level every step of the way and saw the sport evolve from a novelty back in the early 1960s to present day, where the Final Four is sold out years in advance and games are shown nightly on national television.

Gunter, who was inducted into the Women's Basketball Hall of Fame in June 2000, completed her career among the leaders in several NCAA coaching categories: seasons coached (No. 1 - 40); games coached (No. 3 - 1,016); wins (No. 3 - 708); and 20-win seasons (No. 4 - 22).

Gunter's influence was a catalyst behind the growth of the game and things were no different in Baton Rouge as the Lady Tigers continue to play before school-record crowds and media attention is at an all-time high. In Gunter's 22-year tenure at LSU, her list of accomplishments are long and impressive – 14 NCAA Tournament appearances, one trip to the Final Four, four NCAA Elite Eight appearances, eight NCAA Sweet 16 appearances, two SEC Tournament titles, a Women's NIT title, and a handful of Coach of the Year awards.

Gunter added one final accolade to her historic career when she was inducted into the LSU Athletic Hall of Fame on April 24, 2010.

### Sue Gunter - The Coach

Sue Gunter brought the LSU women's basketball program back to national prominence. After a three-year hiatus in the mid-1990's that saw the Lady Tigers suffer through the school's first-ever losing seasons, LSU returned to the post-season, and in Gunter's final year as head coach in 2003-04, advanced to the program's first NCAA Final Four.

To realize just how far the Lady Tigers have come, one has to go back to the 1994-95 season, the worst year in school history as LSU posted a 7-20 overall mark. Strangely enough, it was the 1994-95 season that proved to be the turning point for the Lady Tigers as Gunter turned up her recruiting magic and promptly signed the best class in school history. That class, which included future All-SEC selections in Elaine Powell, Pietra Gay and Toni Gross, won 46 games over two years and resurrected the LSU women's basketball program. The Lady Tigers won an average of 22.5 games per season under Gunter since the 1994-95 campaign, including a then-school record 30 wins in 2002-03.

Her final season was undoubtedly one of Gunter's finest on the court, despite not being on the bench for over half the season due to illness. The Lady Tigers won 27 games, finished second in the SEC with a 10-4 mark, received a No. 4 seed in the NCAA Tournament's West Region and advanced past Austin Peay, Maryland, No. 1 seed Texas and Georgia to reach the program's first Final Four right down the road in New Orleans. Gunter coached in her 1,000 game on Jan. 25, 2004 and recorded her 700th career victory later in the season against Arkansas. Sophomore Seimone Augustus earned Kodak All-American honors and was the Louisiana Player of the Year.

Gunter completed her career as the third winningest women's basketball coach in history with an overall record of 708-308, which included coaching stints at Middle Tennessee, Stephen F. Austin and LSU. Gunter's LSU record was 442-221, which makes her the winningest coach in school history.

Under the direction of Gunter, the Lady Tigers played in 14 NCAA Tournaments, one National Women's Invitational Tournament and two WNIT events. Gunter led LSU to one Final Four in 2004, and to the Elite Eight in 1986, 2000 and 2003, while leading the Lady Tigers to a championship at the National Women's Invitational Tournament in 1985. In addition, Gunter directed LSU to 14 20-plus-win seasons, including one 30-win season.



### The Gunter File

Years at LSU: 22  
Overall Record: 708-308 (40 years)  
LSU Record: 442-221 (22 years)  
Hometown: Walnut Grove, Miss.  
Born: May 22, 1939  
Alma Mater (Year): Peabody College (1962); Master's - Peabody College (1962)

### COACH GUNTER'S CAREER HONORS

2010 LSU Athletic Hall of Fame  
2005 Naismith Basketball Hall of Fame Inductee  
2005 Louisiana Sports Hall of Fame Inductee  
2003 WBCA Regional Coach of the Year  
2003 Mississippi Sports Hall of Fame Inductee  
2000 Women's Basketball Hall of Fame Inductee  
1999 WBCA District III Coach of the Year  
1997, 1999 SEC Coach of the Year  
1994 Carol Eckman Award Winner  
1983, 1999, 2002, 2003 Louisiana Coach of the Year  
1983 Basketball News National Coach of the Year  
1983 Converse Region IV Coach of the Year  
1980 United States Olympic Team Head Coach

### PLAYING CAREER:

Played guard for Nashville Business College (AAU) from 1958-62, earning All-America honors in 1960; Member of U.S. National Team, which competed against the Soviet Union from 1960-62.

### COLLEGIATE COACHING EXPERIENCE:

Head coach Middle Tennessee State 1963-64; Head coach Stephen F. Austin 1965-80; Head coach LSU 1983-2004.

### INTERNATIONAL COACHING EXPERIENCE:

Head Coach 1976 U.S. National Team; Assistant Coach 1976 U.S. Olympic Team (silver medal); Head Coach 1978 U.S. National Team; Head Coach 1980 U.S. National Team; Head Coach 1980 U.S. Olympic Team.

### COACHING ACHIEVEMENTS:

Silver medal in 1976 Olympics; Won Olympic Qualifying Tournament in 1980; Converse Region IV Coach of the Year in 1983; Basketball News National Coach of the Year in 1983; Louisiana Coach of the Year in 1983; Women's NIT Champions in 1985, SEC Tournament Champions in 1991; Recipient of Carol Eckman Award in 1994; SEC Coach of the Year in 1997 and 1999; Louisiana Coach of the Year in 1997; WBCA District III Coach of the Year in 1999; Inducted into the Women's Basketball Hall of Fame in 2000; Two-time Louisiana Coach of the Year (2002 and 2003); WBCA Regional Coach of the Year in 2003; Third winningest head coach in NCAA history with 708 career victories; Inducted into the Naismith Basketball Hall of Fame in 2005.



# What They Said About Coach Gunter



"Sue Gunter was a wonderful friend, an exceptional person and an incredibly talented basketball coach. Sue was definitely one of the pioneers of women's collegiate basketball. She was one of my mentors. I learned so much from Sue about the X's and O's of the game of basketball. But more importantly, she taught me about the delicate balance of coaching and teaching the game and the value of great player-coach relationships. She made playing basketball fun due to her ability to connect with her players. Personally, I am going to miss her tremendously and I know the game is going to miss her."

**- Pat Summitt, former Tennessee head coach**

"I loved her. There was always a lot of respect, not just as a coach, but in life. She was an unbelievable friend and sister. I will always cherish what we had. And she was a hell of a coach."

**- Ann Meyers**

"When I got the call from my agent and he told me that LSU was interested in me, the first thing I thought about was Sue Gunter. She came to mind right off the bat. Having played in the SEC and having played against those old Sue Gunter teams back in the 90s, I was just moved because she has meant so much to a lot of us, our career, and our choices to go into college coaching because of what she has done for women's basketball."

**- Nikki Fargas, LSU head coach from her introductory press conference on April 4, 2011**



"A person you absolutely loved. There was not a person I respected more than Sue Gunter. Not only did we lose a great coach, but we lost an even better person."

**- Van Chancellor, former LSU head coach and Hall of Famer**

"When you look at Sue's record and all the accomplishments throughout her career, it's easy to say that we have lost a great coach. But, in reality we have lost a better person."

**- Jim Foster, former Ohio State head coach**

"A lot of the things you see today in the game of women's basketball are due to a large price earlier paid by people such as Sue Gunter. I had the utmost respect for her as a person and as a coach. She will really be missed in our game. Her achievements and legacy will far exceed her wins and losses, even though they were very impressive in her case."

**- Marsha Sharp, former Texas Tech head coach**

"Personally I felt like I lost my best friend. Basketball lost one of its heroes. She is legendary. The things that she has done and the way she did them are just remarkable."

**- Andy Landers, former Georgia head coach**

"Just sadness ... that was my first thought. At the same time it made me relive the times I spent with Sue Gunter on the recruiting trail. Those were good times. The coaching profession has lost a great one today. No question she is one of the pioneers. She's a legend in the women's game."

**- Kim Mulkey, Baylor head coach**



"I am very saddened today. Sue's passing is a great loss for our sport and a personal loss of a close friend. My thoughts are with Sue's family and those at LSU at this sad time."

**- Jody Conradt, former Texas head coach**

"To me, the first thing that comes to mind is character. That's what she instilled in us. It was not just always about basketball. It was about us being individual women in the world today. Basketball was definitely a luxury, so I was honored to have the opportunity to play for her, get to know her, and spend as much time as possible with her."

**- Temeka Johnson, LSU point guard (2002-05)**

"It was about two things when we stepped out on the floor - winning and playing for our coach. We loved and respected her to the highest level. Even a few years after her death and today, if something wonderful happens in my life, she is one of the first people who come to mind that I would love to talk to. A part of her continues to live in me."

**- Cornelia Gayden, LSU guard (1992-95)**

"For her to be inducted into the LSU (Athletic) Hall of Fame, it is a tremendous way to maintain her legacy and educate more people today on her accomplishments of the past. If Coach Gunter were here today, I think she would be proud of making it to the Hall of Fame but more so because she would look at it as a program honor."

**- Bob Starkey, former LSU associate head coach and Gunter assistant**

## "Dream big, work hard."

*Sue Gunter*

Prior to her arrival in Baton Rouge, Gunter had a very successful coaching stint at Stephen F. Austin in Nacogdoches, Texas. While at SFA, Gunter built that program into a national powerhouse as she led the LadyJacks to a 266-87 mark in 12 years as head coach. In addition, she led Stephen F. Austin to four top 10 national rankings, which included No. 5 final rankings in 1979 and 1980. While at Stephen F. Austin, Gunter coached four sports - women's basketball, softball, tennis and track. Her basketball teams went to five Association of Intercollegiate Athletics for Women (AIAW) playoffs, won four state titles and earned a regional crown.

After 16 seasons at SFA, she relinquished the reigns and moved into the position of Director of Women's Athletics where she served two years before returning to the coaching ranks at LSU.

Gunter began her coaching career at Middle Tennessee State where she led the Blue Raiders to undefeated seasons in both of her years there.



## The Jinks Coleman Team Room

The Jinks Coleman Team Room has spacious well lit lockers for each Lady Tiger. Jinks Coleman was LSU women's basketball's first head coach from 1975-79.



The Sue Gunter Complex, located in the northwest corner of the Maravich Center includes a study area, team lounge, locker room, training facilities and team film room.



# Sue Gunter COMPLEX

The Sue Gunter LSU Women's Basketball Complex ranks among the finest in college basketball. The project was completed prior to the start of the 2003-04 season, although it is constantly being modified.

The spacious Jinks Coleman Team Room is the focal point of the complex with customized carpeting and player lockers. A new squad room with a large projection screen for viewing scouting video, and practice and game film, and a lounge are also features of the complex.

The Sue Gunter Complex, located just up the ramp in the Maravich Center, includes a big screen television, a computer station, and a lounge for student-athletes to study and visit before and after practice and games.

The LSU Women's Basketball Complex, which cost over \$500,000, was paid for by the Tiger Athletic Foundation, the LSU Athletic Department and the Women's Basketball Fast Break Club. The complex received another major renovation that was completed in January 2015.



Mr. and Mrs. John Hawie and Laura Leach head the list of Hall of Fame donors.

GO ONLINE: [LSUsports.net/360](http://LSUsports.net/360)







### Elite Company

Large displays commemorate LSU's five straight Final Four appearances in 2004, 2005, 2006, 2007 and 2008.



### Sue Gunter

A display of Hall of Fame Coach Sue Gunter sits on the Maravich Center concourse. Gunter, enshrined in the Naismith and Women's Basketball Halls of Fame, led the Lady Tigers to 442 victories in 22 years.



### State-of-the-Art Team Film Room

The team film room with spacious theater-seating for the entire team and staff has a large projection screen for viewing scout and practice films. The room is equipped with state-of-the-art electronics, including overhead projection, VCRs and DVD players.



### Lady Tigers Graduates

Every Lady Tiger player to graduate, including Seimone Augustus, is enshrined in the hallway of the LSU Women's Basketball Complex.



### Wall of Champions

LSU's former players in the WNBA are among the many displays that don the Wall of Champions in the complex.



### Lounge/Study Area

Lady Tiger student-athletes have a spacious and comfortable lounge where they can study and relax before and after practices and games.







The new \$13.9 million LSU Basketball Practice Facility officially opened its doors on Sept. 23, 2010, culminating years of vision, planning and a groundbreaking that occurred in the summer of 2008. One of the finest facilities of its kind in the nation, the building is attached to the north side of the Pete Maravich Assembly Center and provides the Lady Tigers with state-of-the-art features.

# Practice FACILITY

The LSU Basketball Practice Facility was designed by Guy Hopkins Construction of Baton Rouge based on the designs by the firm of Tom Holden Architects of Baton Rouge in a joint venture with RDG Sports of Des Moines, Iowa.

Both the men's and women's teams benefit from beautiful separate full-sized practice gymnasiums. Each gym features two portable goals and four overhead retractable goals, and both are exact replicas of the PMAC competition court. Each gym is outfitted with a scoreboard, a video filming balcony and a scorer's table with video and data connection. Each gym spans 11,324 square feet and includes a regulation NCAA



GO ONLINE: [LSUsports.net/360](http://LSUsports.net/360)





# Practice Courts



## Training Space

The new practice facility features two 11,324 square foot fully functional gymnasiums. One of the largest practice areas in the nation, Lady Tiger players can work on their game whenever they want to. Five NCAA Final Four banners hang on the walls of the state-of-the-art facility.



## Atrium

Legends of the past, Final Fours, championships and great moments in LSU Basketball history are recognized in the two-story grand atrium of the practice facility.



## Legends Club

The Legends Club of the LSU Basketball Practice Facility includes more than 2,700 square feet of prefunction area that opens to the north side of the upper concourse of the Maravich Center. The meeting space can comfortably accommodate over 500 people.

court in length with two regulation high school courts in the opposition direction.

"What this building symbolizes to me is excellence and the striving for excellence," said LSU Vice Chancellor and Director of Athletics Joe Alleva. "This building gives our coaches the opportunity to acquire the talent that we need to win and compete for championships, and that is what we are all about here. Striving for excellence and competing for championships."

The building also includes a central two-story lobby and staircase that ascends to the second level that has a room that can hold approximately 500 people for pre-game and post-game functions that leads into the Maravich Center concourse. The lobby



showcases team displays and graphics, trophy cases and memorabilia from the past. The displays and wall graphics were designed by ZE Design of Centerville, Ohio.

The total project area covered 58,960 square feet of new construction and 1,100 square feet of renovated construction. In

September 2011, a 900-pound bronze statue of LSU legend Shaquille O'Neal was unveiled in front of the facility greeting visitors and Tiger fans.

Former Lady Tiger point guard and 2009 WNBA champion Temeka Johnson was on hand for the ribbon cutting ceremony.

"When I was here we had to share the facilities with volleyball, men's basketball, and if there was any event in the PMAC we had to share it with them too," she said. "This allows you to come in on your own time.

They don't have to go in and practice with anybody. There are enough courts on the side where you can have your own goal and participate whenever you want. I think it's great."



**"I talked to them about taking in the atmosphere, feeling the energy that's in this building with the fans and making sure that they understand that this game is going to be won. It's going to be won because it may not show up in the stat sheet. It's not going to be won in a quiet way, but it's going to be won in a ferocious way."**

- LSU head coach Nikki Fargas following LSU's 2014 Sweet 16 win



## Home Dominance

It has proven to be a difficult task for opposing teams to win in the Maravich Center. Since the 1996-97 season, the Lady Tigers have posted a remarkable home record of 251-45 (.848), an average of 14 victories per year.

In conference games, the Lady Tigers are 105-28 (.789) at home over the past 18 years inside the friendly confines of the Maravich Center.

## By the Numbers

**193-19**

LSU's home record vs. unranked teams the last 18 seasons.

**14**

of the Lady Tigers' top 15 home crowds have come since the 2002-03 season.

**15,233**

fans who watched No. 1 LSU defeat No. 5 Tennessee on Feb. 10, 2005, a Maravich Center record crowd.

**77-20**

LSU's SEC record at home the past 13 seasons.

**4**

Undefeated seasons in the Maravich Center

**441-119**

LSU's all-time record in the PMAC

**18-3**

LSU's record in NCAA Tournament games at the PMAC

## Arena Facts

**11.5 Million**

Original cost of building – \$11.5 million; one of the most visible structures on campus.

## NCAA Regionals

Site of two NCAA Regional Basketball Tournaments: 1976, 1986

## NITs

Site of five NIT events: 1982, 1983, 1987, 1989, 2002

## NCAA 1st & 2nd Rounds

Site of NCAA Women's Basketball First and Second Rounds in 2008, 2009, 2012, 2013, 2014

## East to West

East-to-West, you can put a football field and still have almost 33 yards of space left.

## North to South

North-to-South, you can put another gridiron and have about 13 yards extra.

**3,113,380**

There are over one-fifth of a million square feet enclosed and over one-quarter of a million square feet throughout for a total of 3,113,380 cubic feet.

**1,750**

A total of 1,750 tons of air conditioning keeps the interior at year-round comfort.

**13,215**

Seats 13,215 spectators after \$5 million renovation to concourse and seating areas.



## Concourse

The newly renovated Maravich Center concourse features four interactive quadrants: Pete Maravich Pass, Walk of Champions, Heroes Hall and Midway of Memories. Each quadrant includes kiosks with photos of great moments, great athletes and memories of the four sports, women's basketball, men's basketball, volleyball and gymnastics, all which compete in the Maravich Center.





# THE DEAD DOME

Over the last 18 seasons, LSU has established the Pete Maravich Assembly Center as one of the toughest road playing sites in not only the SEC but the nation.

Since the 1996-97 season, the Lady Tigers have posted a remarkable home record of 251-45 (.848), an average of 14 victories per year.

Dating back to the 2002-03 season when LSU appeared in the NCAA Elite 8 followed by five consecutive NCAA Final Fours, LSU is an impressive 167-35 (.827) inside the friendly confines of the Maravich Center.

LSU has proven to be tough to beat in SEC play in the venue. In conference games, the Lady Tigers are 105-27 (.795) at home over the past 18 years and an astounding 77-20 (.794) over the past 12 seasons.

LSU has secured a 50-23 mark at home versus Top 25 foes over the last 18 years. The Lady Tigers knocked off a Top 10 opponent (#8 Penn State • 03/26/13 and #7 West Virginia • 03/25/14) during the 2012-13 and 2013-14 seasons to punch their ticket to the NCAA Sweet 16 which enables the PMAC to back up its claim as one of the nation's most-feared road sites.

In Nikki Fargas' first season as head coach in 2011-12, LSU increased attendance by over 1,000 more fans than the previous season. Fargas guided the Lady Tigers to their best home record since the 2008 Final Four season with a 13-4 mark sparked by a flawless 4-0 record against ranked teams during the regular season.

Fargas' squad followed that up with a 15-3 record in 2012-13, a 12-4 mark during the 2013-14 season and an 11-4 showing in 2014-15. In four seasons, Fargas has fueled the Lady Tigers to a 51-15 (.772) mark inside the Maravich Center.

In addition to their success on the court, the Lady Tigers have also played before record crowds.

Over the past 13 seasons, LSU has established 14 of the top 15 crowds in PMAC history, including a record crowd of 15,233 against Tennessee on Feb. 10, 2005. During that span the Lady Tigers have played in front of 10 home crowds of over 10,000 fans.

LSU finished the 2005-06 season ranked 14th in the nation in average home attendance with 6,273 and played in front of five crowds of at least 8,000 people.

In 2004-05, LSU finished 10th in the nation in average home attendance with 7,317 fans per game, by far a record for the Lady Tigers. During that season four crowds of over 10,000 were recorded for games, including the record crowd of 15,233 against Tennessee. LSU ranked third in the SEC and among the top 15 in attendance nationally in 2011-12, averaging 4,315 fans per game and 73,348 total.

LSU rarely gets upset on its home floor. The Lady Tigers are 193-19 (.910) over the last 18 years against unranked teams.

LSU has put together undefeated records at home over non-ranked opponents in 2007-08 (11-0), 2006-07 (11-0), 2005-06 (10-0), 2004-05 (10-0), 2002-03 (8-0), 2001-02 (11-0), 1999-00 (17-0), 1998-99 (11-0) and 1996-97 (11-0).

During the 1999-2000 campaign, the Lady Tigers set a school-record with 17 home victories with their only loss coming at the hands of second-ranked Tennessee.

In 40 years of history at the PMAC, LSU's home court advantage can be compared with the best programs from across the country as the Lady Tigers have won close to 80

## PMAC FACTS

**Capacity**  
13,215

**All-Time Record**  
441-119 (.788)

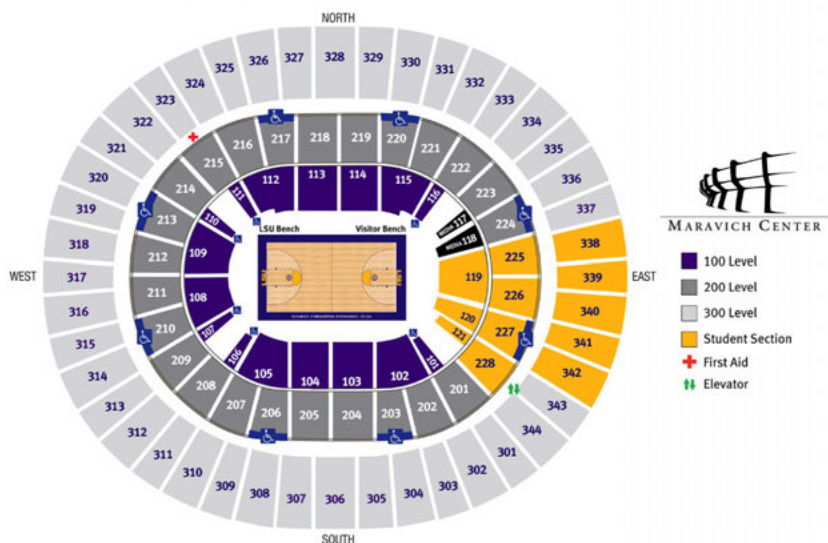
**Longest Winning Streak**  
43 • 02/22/04 to 02/11/07

**Longest Losing Streak**  
7 • 1994-95 season

**Largest Single-Game Crowd**  
15,233 • #5 Tennessee • 02/10/05



# LSU WOMEN'S BASKETBALL SEATING CHART



percent of their home games with a 441-119 overall mark. LSU claimed its 400th all-time Maravich Center victory in Fargas' first season with a 53-49 victory over Mississippi State on Feb. 9, 2012. LSU has also put together winning streaks of 43, 26, 24 and 22 games at home. The Lady Tigers also have gone undefeated at home four times: 15-0 in 2005-06, 12-0 in 2004-05, and 14-0 in both 1977-78 and 1985-86.

Built in 1971, the PMAC underwent complete renovations prior to the 2005-06 season that included an updated concourse with new concessions, new seats and a new sound system. The concourse features interactive kiosks and displays recognizing the history of LSU basketball, including one exhibit of the late Hall of Fame head coach Sue Gunter. It also houses the plaques of all members of the LSU Athletic Hall of Fame. The capacity is 13,215 following the renovations.

During the summer of 1988, Louisiana Governor Buddy Roemer signed legislation changing the official

name of the building to the Pete Maravich Assembly Center in honor of the LSU star who had died tragically earlier that same year.

In addition to the normal basketball-seating configuration, a proscenium stage can be lowered into place at the north end allowing some 4,000 seats for theatrical productions. An additional 1,000 seats can be placed on the floor for graduations, convocations, lectures, concerts or other special events.

The Maravich Center has played host to several famous musical artists over the years, including KISS, Lynyrd Skynyrd, The Rolling Stones, Pink Floyd, Bruce Springsteen & The E Street Band, Def Leppard, Metallica, Guns N' Roses, Garth Brooks and Jimmy Buffett.

Also located in the building is an auxiliary practice gym used for basketball and volleyball practices; home and visitor dressing rooms; coaches dressing rooms; building administration offices; theater dressing

rooms; Tiger Athletic Foundation offices; and the "L" Club meeting room with kitchen facilities.

In the summer of 2010, LSU's state-of-the-art basketball practice facility was officially completed and is connected to the PMAC through the Northwest portal. The facility gives both men's and women's teams ample practice room adjacent to their actual game playing floor of the Maravich Center.

The Maravich Center has been the site for both men's and women's NCAA Regional Tournaments, the 1981 SEC Women's Basketball Tournament, the 1988 SEC Men's Basketball Tournament and two SEC Volleyball Tournaments. Since the current NCAA Tournament format began, LSU has played host to the NCAA women's first and second rounds six times since 2004, doing so in 2004, '08, '09, '12, '13 and most recently in 2014. LSU owns a 18-3 record in NCAA Tournament games played in the Maravich Center, including a 8-0 mark in first round contests.



## TOP 15 SINGLE-GAME CROWDS

	ATT.	OPPONENT	DATE	RESULT
1.	15,233	Tennessee	02/10/05	LSU 68, Tennessee 58
2.	15,217	Tennessee	02/23/03	Tennessee 68, LSU 65
3.	14,268	Auburn	01/30/05	LSU 57, Auburn 52
4.	13,468	Arkansas	02/19/06	LSU 64, Arkansas 42
5.	11,252	Penn State*	01/04/03	LSU 80, Penn State 63
6.	10,841	Vanderbilt	01/13/08	LSU 62, Vanderbilt 51
7.	10,677	Ohio State	12/10/06	LSU 75, Ohio State 51
8.	10,624	Georgia*	01/08/05	LSU 76, Georgia 52
9.	10,125	Florida	02/27/05	LSU 76, Florida 52
10.	10,074	Mississippi St.	02/26/06	LSU 62, Miss. State 48
11.	9,930	Minnesota*	01/07/06	LSU 66, Minnesota 45
12.	9,763	Connecticut	02/25/08	UConn 74, LSU 69
13.	9,636	Auburn*	02/04/01	Auburn 65, LSU 62
14.	9,511	Baylor	01/30/06	LSU 88, Baylor 57
15.	9,146	Tennessee	02/19/07	Tennessee 56, LSU 51

\* - denotes Pack the PMAC game



MARAVICH CENTER • YEAR-BY-YEAR

YEAR	GAMES	RECORD	VS. SEC	VS. NON-SEC
1975-76	14	7-7	0-0	7-7
1976-77	11	10-1	2-0	8-1
1977-78	14	14-0	2-0	12-0
1978-79	7	5-2	2-1	3-1
1979-80	15	10-5	1-0	9-5
1980-81	13	8-5	1-2	7-3
1981-82	10	6-4	2-2	4-2
1982-83	14	12-2	4-1	8-1
1983-84	11	10-1	3-0	6-2
1984-85	12	8-4	2-2	7-0
1985-86	14	14-0	4-0	10-0
1986-87	14	10-4	3-2	7-2
1987-88	14	11-3	4-0	7-3
1988-89	13	10-3	3-2	7-1
1989-90	13	11-2	3-1	8-1
1990-91	11	9-2	3-2	6-0
1991-92	14	10-4	3-2	7-2
1992-93	13	6-7	0-6	6-1
1993-94	10	5-5	1-3	4-2
1994-95	14	5-9	0-6	5-3
1995-96	14	10-4	2-4	8-0
1996-97	15	14-1	5-1	9-0
1997-98	14	13-1	6-1	7-0
1998-99	16	15-1	6-1	9-0
1999-00	18	17-1	6-1	11-0
2000-01	14	11-3	4-3	7-0
2001-02	16	13-3	6-1	7-2
2002-03	15	14-1	6-1	8-0
2003-04	17	15-1	6-1	10-0
2004-05	12	12-0	7-0	5-0
2005-06	15	15-0	7-0	8-0
2006-07	15	13-2	6-1	7-1
2007-08	15	14-1	7-0	7-1
2008-09	18	11-7	5-2	6-5
2009-10	16	12-4	4-4	8-0
2010-11	14	10-4	6-2	4-2
2011-12	17	13-4	6-2	7-2
2012-13	18	15-3	6-2	9-1
2013-14	16	12-4	4-4	8-0
2014-15	15	11-4	7-1	4-3
TOTALS	560	441-119	156-65	288-54

MARAVICH CENTER • INDIVIDUAL RECORDS  
POINTS

LSU • 49 • Cornelia Gayden • Jackson State • 02/09/95  
OPP • 46 • Deborah Temple • Delta State • 01/18/83

REBOUNDS

LSU • 25 • Maree Jackson • Louisiana Tech • 02/01/77  
LSU • 25 • Maree Jackson • Louisiana-Monroe • 02/18/77  
OPP • 23 • Pam Kelly • Louisiana Tech • 03/07/80

FIELD GOALS MADE

LSU • 19 • Maree Jackson • Northwestern State • 02/24/78  
OPP • 19 • Deborah Temple • Delta State • 01/18/83

FIELD GOALS ATTEMPTED

LSU • 34 • Julie Gross • Alabama, 11/28/78  
OPP • 31 • Sheila Ethridge • Louisiana Tech • 03/08/80  
OPP • 31 • Deborah Temple • Delta State • 01/18/83

3-POINT FIELD GOALS MADE

LSU • 12 • Cornelia Gayden • Jackson State • 02/09/95  
OPP • 7 • Erin Shields • Saint Joseph's • 11/10/13  
OPP • 7 • Sheila Ethridge • Louisiana Tech • 12/08/90

3-POINT FIELD GOALS ATTEMPTED

LSU • 17 • Cornelia Gayden • Georgia, 02/20/93  
OPP • 17 • Sheila Ethridge • Louisiana Tech • 12/08/90

FREE THROWS MADE

LSU • 18 • Pokey Chatman • Georgia • 02/10/91  
OPP • 15 • Lisa McMahon • Lamar • 01/30/95

FREE THROWS ATTEMPTED

LSU • 21 • Pokey Chatman • Georgia • 02/10/91  
OPP • 21 • Lisa Powell • Alcorn State • 12/14/87

TEAM	RECORD
Alabama	22-3
Alabama State	2-0
Alcorn State	4-0
Arizona	1-0
Arizona State	1-0
Arkansas	14-6
Arkansas-Little Rock	0-1
Arkansas-Pine Bluff	2-0
Auburn	11-11
Austin Peay	1-0
Baylor	2-0
Boise State	1-0
Butler	1-0
Cal Poly Pomona	1-0
Centenary	3-0
Charleston Southern	1-0
Connecticut	0-2
Delaware State	1-0
Delta State	4-1
Detroit	1-0
Drake	1-0
East Carolina	1-0
East Tennessee State	1-0
Evansville	1-0
Florida	13-4
Florida Atlantic	1-0
Florida Gulf Coast	1-0
Florida State	2-1
Georgetown	1-0
George Washington	1-0
Georgia	10-5
Georgia Tech	1-0
Grambling	4-0
Green Bay	2-0
Hampton	1-0
Houston	4-0

TEAM	RECORD
Houston Baptist	1-0
Howard	1-0
Indiana State	1-0
Iowa	1-0
Jackson State	10-0
Kansas State	1-1
Kent State	2-0
Kentucky	14-3
Lamar	4-2
Liberty	1-0
Long Beach State	1-0
Louisiana College	4-1
Louisiana-Lafayette	14-0
Louisiana-Monroe	5-0
Louisiana Tech	7-3
Louisville	1-1
Maine	2-0
Marist	1-0
Marquette	1-0
Maryland	1-0
McNeese State	8-1
Memphis	1-0
Mercer	4-0
Michigan	1-1
Michigan State	2-0
Middle Tennessee	3-1
Minnesota	1-0
Mississippi State	23-1
Missouri	3-1
Nebraska	1-0
New Orleans	9-4
Nicholls State	7-0
North Carolina	1-0
North Carolina A&T	2-0
North Carolina State	1-0
North Texas	2-0

TEAM	RECORD
Northwestern	0-1
Northwestern State	7-0
Notre Dame	2-1
Ole Miss	14-9
Oregon	1-0
Ohio	1-0
Ohio State	2-1
Penn State	2-1
Prairie View A&M	4-0
Purdue	0-1
Rice	2-0
Richmond	1-0
Rutgers	1-1
Saint Joseph's	1-0
Saint Mary's	1-0
Samford	1-0
St. John's	1-0
Sam Houston State	3-0
San Diego State	1-0
SMU	3-1
South Alabama	1-0
South Carolina	12-3
South Florida	1-0
Southeastern Louisiana	18-1
Southern	12-0
Southern Illinois	0-1
Southern Miss	4-2
Stephen F. Austin	3-3
Temple	1-0
Tennessee	6-15
Tennessee-Chattanooga	1-0
Tennessee-Martin	1-0
Texas	2-1
Texas A&M	5-3
TCU	2-0
Texas-San Antonio	1-0

TEAM	RECORD
Texas Pan-American	1-0
Texas Southern	2-0
Texas State	2-0
Texas Tech	1-0
Tulane	15-4
UC Santa Barbara	1-0
UCF	1-0
UCLA	3-0
UNC Asheville	1-0
UNLV	2-3
Vanderbilt	13-3
Virginia Tech	2-0
Wake Forest	1-0
West Virginia	2-0
Western Kentucky	1-0
Wichita State	1-0
Xavier (Ohio)	0-1

NON DIVISION I

TEAM	RECORD
Lynn University	1-0
Mississippi College	2-1
Montclair State	1-0
Oklahoma City	1-0
Wayland Baptist	1-0
Valdosta State	1-0

ASSISTS

LSU • 15 • Temeka Johnson • Arkansas • 02/12/04  
LSU • 15 • Temeka Johnson • Florida • 02/27/05  
OPP • 12 • Jennifer White • Louisiana Tech • 01/14/79

STEALS

LSU • 10 • Cornelia Gayden • Louisiana-Lafayette • 02/07/95  
OPP • 7 • Aline Guidry • McNeese State • 01/30/80  
OPP • 7 • Frederica Wills • Louisiana-Lafayette • 02/02/94

BLOCKS

LSU • 8 • Dee Dee Franklin • Kentucky • 02/14/89  
OPP • 6 • Carolyn Thompson • Texas Tech • 01/02/81

MARAVICH CENTER • TEAM RECORDS  
POINTS

LSU • 118 • Northwestern State • 02/19/86  
OPP • 108 • Georgia • 02/10/91

REBOUNDS

LSU • 70 • Southern, 12/ 6, 1982  
LSU • 70 • Louisiana-Lafayette • 01/27/77  
OPP • 59 • Tennessee • 01/07/93  
OPP • 59 • Alcorn State • 12/14/87

FIELD GOALS MADE

LSU • 46 • Northwestern State • 02/19/86  
OPP • 42 • Texas • 03/08/80

FIELD GOALS ATTEMPTED

LSU • 95 • Alabama • 11/18/78  
OPP • 95 • Northwestern State • 02/14/78

3-POINT FIELD GOALS MADE

LSU • 12 • Jackson State • 02/09/95  
OPP • 12 • Florida Gulf Coast • 12/17/13  
OPP • 12 • South Carolina • 01/15/94

3-POINT FIELD GOALS ATTEMPTED

LSU • 25 • Southeastern Louisiana • 12/22/09  
OPP • 36 • Florida Gulf Coast • 12/17/13  
OPP • 36 • Hampton • 11/20/13

FREE THROWS MADE

LSU • 34 • McNeese State • 12/21/12  
OPP • 28 • Florida • 01/12/14  
OPP • 28 • Maine • 03/15/97  
OPP • 28 • Lamar • 01/30/95  
OPP • 28 • New Orleans • 02/07/84  
OPP • 28 • Tennessee • 01/24/77

FREE THROWS ATTEMPTED

LSU • 50 • Louisiana-Lafayette • 02/05/96  
OPP • 41 • Alcorn State • 12/13/87  
OPP • 41 • Alabama • 11/18/78

ASSISTS

LSU • 38 • UNC Asheville • 11/23/99  
OPP • 25 • Alabama • 01/28/95  
OPP • 25 • Tulane • 11/27/79

STEALS

LSU • 25 • Louisiana-Lafayette • 11/22/96  
OPP • 23 • Texas • 03/08/80

BLOCKS

LSU • 17 • Southeastern Louisiana • 02/12/81  
OPP • 11 • Texas Tech • 01/02/81  
OPP • 11 • Northwestern State • 11/17/80

MARGIN OF VICTORY

LSU • 76 • Prairie View • 104-28 • 12/01/95  
OPP • 41 • Louisiana Tech • 91-50 • 03/07/80



# Athletic TRAINING

## Nutrition First

LSU is one of the few schools nationally who maintain a state-of-the-art nutritional program for today's student-athlete. LSU athletic trainers also meet one-on-one with student-athletes to give them expert nutritional information. Ann Jones (above) utilizes the anti-gravity treadmill under the supervision of Athletic Trainer Micki Collins.

LSU boasts the largest and most complete athletic training facilities in all of collegiate athletics with both the Operations Center and the Broussard Center for Athletic Training in Tiger Stadium. Both are furnished with the latest in technology and equipment. The Operations Center training room features a full view of the practice fields, two hot/cold jacuzzis and an underwater treadmill. The Broussard Center includes an on-site x-ray room, an in-house pharmacy and a hydrotherapy pool. It is also one of the few collegiate training centers with a full-service pharmacy, vision center and dental center.



## Hydrotherapy Treatment

An integral part of rehabbing and developing LSU student-athletes is the operations center's hot/cold jacuzzis and an underwater treadmill in a fully equipped Hydrotherapy room. The Broussard training center boasts the largest hydrotherapy pool in both collegiate and professional sports.

## Broussard Athletic Training Center



The two story, 22,000 square foot facility contains 20 treatment tables with the newest forms of modalities available, 14 taping stations, a 1,600 square foot rehabilitation area which contains the latest rehabilitation equipment including the Cybex Norm, Woodway treadmills and Body Master select rise equipment. LSU's multi-million dollar athletic training facility is named in honor of Dr. Martin J. Broussard (left), the legendary athletic trainer whose career spanned over 40 years at LSU.





# Road To Recovery

LSU is one of the top schools in the nation to get its student-athletes back on the field in a timely manner following an injury. The athletic training staff takes a progressive approach to injury identification and thinks "outside of the box." LSU consults with allied health professionals and uses state-of-the-art surgical procedures that give an athlete a quicker recovery time while looking out for his or her future.



## Dental Center

A fully functional dental center, staffed by Dr. Robin Levy and Dr. John Vance, is located inside the Broussard Center for Athletic Training.



## Rehabilitation

LSU's Broussard Center for Athletic Training boasts some of the most technologically advanced equipment to aid the recuperation and rehabilitation of LSU's student-athletes.



## Real-Time X-Rays

A state-of-the-art fluoroscope was added in the summer of 2008 that will provide LSU athletic trainers the opportunity to take x-rays on site in the Operations Center. The machine can provide real-time images of the internal structures of a patient.

*"Micki Collins wasn't just a trainer during my tenure at LSU. She became a member of my family for the care she gave me and all of my teammates. In all of my basketball travels, I've never had a trainer that goes the extra mile like Micki."*



**Temeka Johnson**

LSU All-Time Assists Leader &  
2005 WNBA Rookie of the Year



## Vision Center

Dr. Don Peavy and Dr. Russell Saloom conduct eye exams for LSU student-athletes in a convenient location in the Broussard Center for Athletic Training.

## Pharmacy

The LSU Athletic Training Pharmacy is the only one of its kind in college athletics. Staffed by pharmacists Kevin Denoux and Caroline Lancon, the LSU Athletic Training Pharmacy provides the Tigers with first-class service in a convenient location.





# Strength & CONDITIONING

Measuring 10,000-square feet, LSU boasts one of the finest strength and conditioning facilities in the nation. Originally built in 1997, LSU's North Stadium Weight Room underwent a renovation in 2008 that updated flooring and redesigned the layout to provide more functional flow.



Melissa Seal (above left), women's basketball strength and conditioning coordinator, provides players with one of the most unique training programs in the nation. Seal's plan is specifically geared to the development of basketball players and not only focuses on weight training but speed training, flexibility training, vertical jumping and conditioning as well. It is not uncommon to see the Lady Tigers on the track running resistance sprints with parachutes and bungee cords while also weaving through cones and ladders. The offseason program annually makes LSU one of the fittest and conditioned programs in the nation.

## Amenities

- 28 multi-purpose power stations
- 36 assorted selectorized machines
- 10 dumbbell stations with 2 sets of 5-180 pound free weights
- Custom made equipment by Body Masters and Eleiko
- 2 Woodway treadmills
- 4 Life Fitness stationary bikes
- Elliptical cross trainers, steppers and a stepmill





*"The process of winning championships begins by how hard you work in the offseason. We will make it a priority to be the best conditioned team in America."*

**Nikki Fargas**  
LSU Head Coach

*"Melissa has taken the program to another level. She is more than just a strength and conditioning coach. She has developed our quickness, explosiveness and verticals. She uses the most modern techniques to make the team better in all areas."*

**Sylvia Fowles**  
Former SEC Player of the Year  
and WNBA All-Star MVP

*"We have a jumping program that trains them to jump better and higher, but also teaches them how to land correctly and prevent injuries. That is something we have been fortunate with. Some teams can be plagued with a lot of ligament tears, but we do everything we can to prevent those types of problems."*

**Melissa Seal**  
Strength & Conditioning Coordinator








# Campus LIFE



Location: Baton Rouge, La.  
 Founded: January 2, 1860  
 Enrollment: 30,451  
 Major Fields for Bachelor's Degrees: 72  
 Major Fields for Master's Degrees: 76  
 Major Fields for Doctoral Degrees: 54



LSU's Memorial Tower (right) was one of the first structures completed on the present campus and sits east of the quadrangle (above, left). It represents the University as a memorial to those who gave their lives during World War I. Although it currently houses the LSU Anglo-American Art Museum, plans are in process to return Memorial Tower to a military museum as originally intended. The University lakes (top main photo) on the LSU campus give various recreational options.



Louisiana State University and Agricultural & Mechanical College has, throughout its 155-year history, served the people of Louisiana, the region, the nation, and the world. LSU is creating a revolution, one of pervasive change and advancement. For the past eight years, the focus of the LSU community has been an increased commitment to excellence. Our progress has been dramatic and shows no sign of stopping.

Having witnessed many of yesterday's possibilities become today's tangible realities, the LSU community set forth to capitalize on its success. The goal was to improve our standing as a nationally competitive flagship university. Following intense discussions among the LSU Board of Supervisors, campus administrators, faculty, and student leaders, the objectives required to reach this status crystallized, providing the impetus for LSU's National Flagship Agenda.



# Why LSU?

## Temeka Johnson

Point guard (2001-05)  
2009 WNBA Champion



*"Going to LSU was the best decision I could have made. I knew that I would get a great education, and my basketball career would expand and grow as well. I knew I would also get to play with some great talents. But what made it all worthwhile for me was the fact that all this was topped off with being a part of a family. This is the best part, once a Tiger always a Tiger and this is the feeling that you get when you step foot on the campus. I am part of a sisterhood that is like none other. I love it."*

"When you go back and get your degree, it says a lot about your work ethic. I accomplished things that I will never forget here. I come home to Miami, but a lot of people don't know me like everyone in Baton Rouge and the fans. Baton Rouge and LSU has been my home. If I had to do it all over again, LSU would be the only place I would do it."



### Sylvia Fowles

Center (2004-08)  
Two-time State Farm All-American  
and two-time Olympic gold medalist  
2015 LSU Athletic Hall of Famer  
2015 WNBA Champion


"LSU has the greatest fans. Being a hometown girl from Baton Rouge, I knew LSU always took pride in its athletic program. You always hear about Tennessee and Connecticut, but I wanted to be able to help put LSU up there on the map with them. We accomplished a lot during my time. I wouldn't change it for anything. I got to play for one of the greatest coaches in history in Coach Gunter. I got to play with a group of women that became my family."



### Seimone Augustus

Guard (2002-06)  
Two-time National Player of the Year  
2011 LSU Athletic Hall of Famer  
2011 & 2015 WNBA Champion

"This is a tremendous honor to graduate from LSU. Coming from Texas, I always knew this was the right choice. From my time on the court to the classroom, LSU has been home to me. Getting a degree is what it is all about and I thank everyone who had an impact on my time at LSU. What we accomplished and all of the friends I have made, that will always be a part of my life."



### Allison Hightower

Guard (2007-10)  
Two-time All-SEC and State Farm  
Honorable Mention All-American



## Did You KNOW?

- In the 2009, 2010, 2011 and 2012 editions of *U.S. News & World Report's* America's Best Colleges, LSU is ranked in the first tier for "Best National Universities."
- LSU is the only public university in Louisiana designated as having very high research activity (RU/VH) by the prestigious Carnegie Foundation for the Advancement of Teaching, the highest ranking awarded to doctorate-granting institutions.
- LSU was named to the 2009 President's Higher Education Community Service Honor Roll, the highest federal recognition a college or university can receive for its commitment to volunteering, service-learning and civic engagement, by the Corporation for National and Community Service.
- LSU earned the prestigious Carnegie Community Engagement and Outreach classification in 2008, one of 68 public institutions nationally with this elective classification based on community engagement.
- LSU is one of only a handful of universities in the nation having land-grant, sea-grant and space-grant status.



- LSU currently ranks among the top 30 public universities in total research awards. The University's total federal funding – from agencies such as the National Science Foundation, National Institutes of Health, and the Department of Homeland Security – has increased 86 percent or more than \$90 million over the last five years.
- *Newsweek* magazine named LSU the "Most Diverse" school in the nation in the Sept. 3, 2003, issue. The enrollment consists of 24 percent minority students.
- In 2009, the LSU Robert S. Reich School of Landscape Architecture was ranked among the top five schools in the nation by *DesignIntelligence*, the leading journal of the design professions. According to the results of the 2009 survey, LSU has the number two-ranked landscape architecture school in the United States.
- The E. J. Ourso College of Business was ranked in the Top 50 of the internationally known "Top Business Schools" in 2009 by *Eduniversal* and was recognized during the inaugural Eduniversal World Convention.



## **Bo Campbell Auditorium**

The 1,000-seat auditorium is used through the year as a classroom and lecture hall. Each seat in the auditorium has space for a laptop and a modem hookup, providing each student unlimited learning opportunities. The auditorium also contains a movie theater size screen to aid professors with lectures and classroom activities.

## **COX COMMUNICATIONS**

# **Academic Center** **FOR STUDENT-ATHLETES**

## **Study Area**


Included in the 54,000 square feet of the Academic Center are individual study areas as well as 14 private computer rooms for student-athletes to work one-on-one with tutors or by themselves.



## **Amenities**

- ▶ 54,000 square feet of working space
- ▶ 300 computer workstations
- ▶ 14 private computer rooms in a state-of-the-art computer lab
- ▶ Additional study rooms and classrooms for private or group study
- ▶ Electronic scheduling of tutoring sessions
- ▶ A 1,000-seat auditorium for classes and lectures





## Computer Stations

The Cox Communications Academic Center for Student-Athletes is at the forefront of today's educational technology. Since the spring of 2009, the academic center has upgraded over 170 computers, including both PC and Mac.



## The Library

The library provides a perfect setting for individual study, or with a tutor as a group.

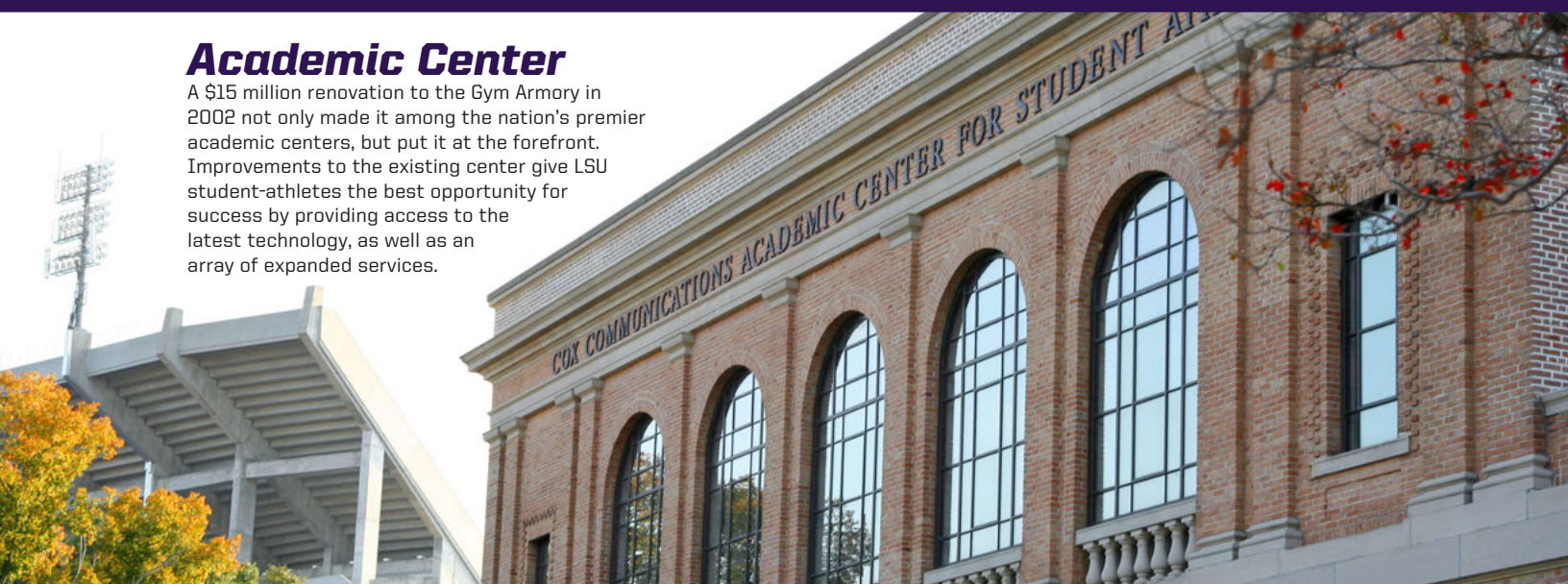


## Media Training

LSU is one of the few schools where student-athletes go through media training to enhance their communication skills. Dr. Tommy Karam and Dr. Shirley White are two experts in the field who give training sessions to student-athletes here on campus. The Academic Center features a mock press conference setting to get student-athletes acclimated to giving interviews in front of both print and electronic media. Karam and White record the mock interviews on camera and then provide feedback, allowing student-athletes to become more comfortable and confident when doing actual interviews.

## Academic Center

A \$15 million renovation to the Gym Armory in 2002 not only made it among the nation's premier academic centers, but put it at the forefront. Improvements to the existing center give LSU student-athletes the best opportunity for success by providing access to the latest technology, as well as an array of expanded services.







Jeanne Kenney and Shanece McKinney graduated from LSU in 2014.

# Academic SUCCESS

## No. 1 in the SEC in Graduation Success

Did You Know? LSU tied for first in the SEC with a perfect score of 100 in graduation success rate that was released by the NCAA in October 2012.

### **CRITICAL TO THE DEVELOPMENT OF A STUDENT-ATHLETE IS AN ADEQUATE ACADEMIC FACILITY AND CAPABLE STAFF TO FURTHER THE ATHLETE'S PROGRESS.**

The Cox Communications Academic Center for Student-Athletes is responsible for overseeing the educational development and progress toward graduation for all student-athletes. The staff acts as a liaison between the student-athlete and the academic communities and ensures that student-athletes comply with academic rules established by the University, NCAA and Southeastern Conference. The staff also coordinates academic programs designed to assist student-athletes in acquiring a quality education.

***"When you go back and get your degree, it says a lot about your work ethic. This is No. 1 at the top of my list because I am the youngest of my mother's kids and I am the first to graduate. It says a lot about how much my mother means to me and how she prepared me for this."***

**- Sylvia Fowles  
May 15, 2009**







Every senior who has played for Coach Nikki Fargas at LSU has graduated, including Adrienne Webb (above) and Anne Pedersen (below).



## SEC Academic Honor Roll

Since 1999, LSU has produced 52 student-athletes on the SEC Academic Honor Roll. To earn SEC Academic Honor Roll accolades, a student-athlete must have a grade point average of 3.00 or above for either the preceding academic year or have a cumulative grade point average of 3.00 or above.

### 1999

Ashley Bankston  
Marie Ferdinand  
Katrina Hibbert  
Stacey Newton

### 2000

Angelia Crockett

### 2001

Kisha James  
Allison Weiner

### 2002

Stacey Newton  
Ke-Ke Tardy  
Allison Weiner

### 2003

Ke-Ke Tardy  
Patty Hanten  
Kisha James

### 2004

Wendlyn Jones  
Florence Williams  
Khalilah Mitchell \*

### 2005

Hanna Biernacka  
Khalilah Mitchell  
RaShonta LeBlanc \*  
Ashley Thomas \*  
Erica White \*

### 2006

RaShonta LeBlanc  
Ashley Thomas  
Katie Antony  
Quianna Chaney

### 2007

Katie Antony  
Quianna Chaney  
Kristen Morris  
Ashley Thomas  
Erica White

### 2008

Ashley Thomas  
Kristen Morris

### 2009

LaSondra Barrett \*  
Katherine Graham  
Allison Hightower  
Destini Hughes \*

### 2010

LaSondra Barrett  
Andrea Kelly

### 2011

LaSondra Barrett  
Katherine Graham  
Jeanne Kenney \*

### 2012

LaSondra Barrett

### 2013

Jeanne Kenney  
Anne Pedersen

### 2014

Rina Hill \*  
Jeanne Kenney  
Shanece McKinney  
Raigyne Moncrief \*  
Anne Pedersen  
Theresa Plaisance

### 2015

Rina Hill  
Raigyne Moncrief  
Anne Pedersen  
Jenna Deemer \*  
Alliyah Fareo \*

\* - first year

## Academic Center & Student Affairs Staff



**KENNETH O. MILES**  
Assistant Vice Chancellor



**ZACHARIA AHMED**  
Academic Advisor



**MARISA BLACKLEDGE**  
Learning Specialist



**DR. LOUISE BODDACK**  
Director of Student Affairs



**JADE BRYAN**  
Associate Director



**KIRSTIN DEFUSCO**  
Assistant Director



**LYDIA DORSEY**  
Tutorial Coordinator



**CARLI FAULKNER**  
Learning Specialist



**COURTNEY HOFFMAN**  
Learning Specialist



**WALT HOLLIDAY**  
Director of Academic Affairs



**BRAD JONES**  
Math Specialist



**DOROTHY KEMP**  
Manager of Tutorial Programs



**JONATHAN LEVESQUE**  
Information Technology Manager



**CALVIN MARSHALL**  
Academic Advisor



**ADRIANA MASON**  
Associate Director



**SARAH MORAN**  
Assistant to the Assistant Vice Chancellor



**JENNIFER SCHUELKE**  
Learning Specialist



**JASON SHAW**  
Associate Director



**BRENTON SUMLER**  
Manager of Shauquille O'Neal Life Skills Program



**CAROLE WALKER**  
Associate Director

## Graduates Since 1990

Katie Antony  
Seimone Augustus  
Christina Ball  
Ashley Bankston  
LaSondra Barrett  
Carla Berry  
Swayze Black  
Sheila Boykin  
April Brown  
Tarleshia Brown  
Cassidy Buck  
Stacey Carter  
Quianna Chaney  
Aga Cieslak  
Tara Curtis  
LaTasha Dorsey  
Latear Eason  
Miriam Farr

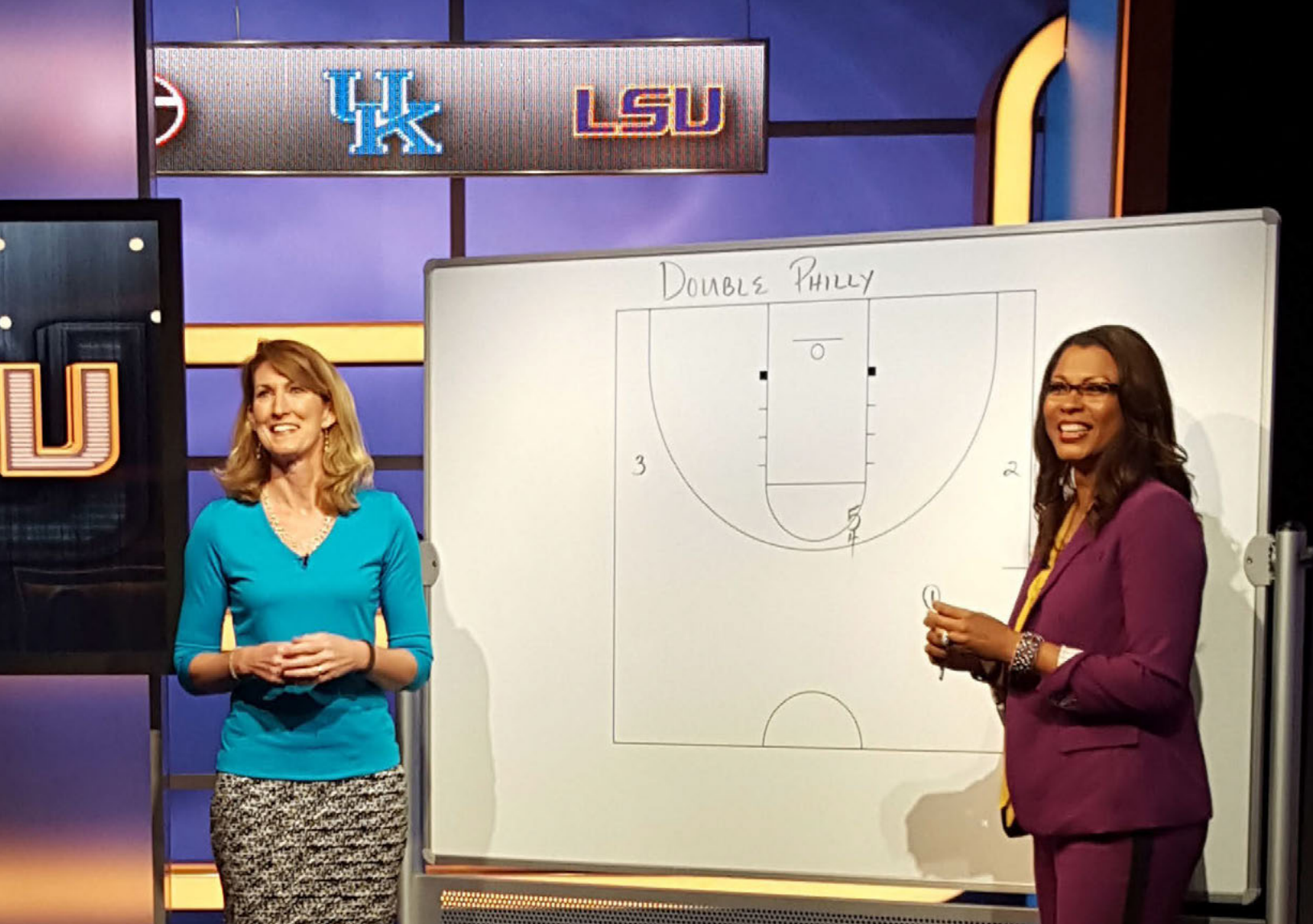
Marie Ferdinand  
Sylvia Fowles  
Cornelia Gayden  
Katherine Graham  
Celeste Gehring  
Kristen Graves  
Toni Gross  
Vanessa Hackett  
Patty Hanten  
DaShawn Harden  
Barbara Henderson  
Katrina Hibbert  
Allison Hightower  
Keia Howell  
Destini Hughes  
Temeka Johnson  
Courtney Jones  
Andrea Kelly

Jeanne Kenney  
Dana Kohn  
RaShonta LeBlanc  
Julie Lewis  
Mary Lewis  
Melody Lormand  
Bianca Lutley  
Shanece McKinney  
Khalilah Mitchell  
Kristen Morris  
Jasmine Nelson  
Stacey Newton  
Anne Pedersen  
Theresa Plaisance  
Candice Porter  
Elaine Powell  
Stacy Smith  
Lora Stewart

Ke-Ke Tardy  
Ashley Thomas  
Ashley Thomas (Master's)  
Taylor Turnbow  
Tosha Walker  
Adrienne Webb  
Allison Weiner  
Crystal White  
Marian Whitfield  
DeTrina White  
Erica White  
Wendi Widdle  
Florence Williams  
Mesha Williams  
Andrea Williams  
Tillie Willis



**Temeka Johnson was a 2004 graduate of LSU before going on to a successful career in the WNBA.**



Nikki Fargas filmed a segment with Debbie Antonelli at SEC Tipoff '16.

# National SPOTLIGHT

Over the past 10 seasons, LSU has emerged as one of the most popular schools in today's media spotlight. Under the direction of coach Nikki Fargas, media publicity for the Lady Tigers has soared to even further heights. LSU games are routinely televised to national audiences whether it's on ESPN, ESPN2, ESPNU or the newly created SEC Network.

In addition, the Lady Tigers have been featured in several national publications and the focal point of several national sporting websites, including ESPN.com, the New York Times, USA Today, ESPN the Magazine, Sports Illustrated for Kids and SLAM Magazine. Following the Lady Tigers' upset of No. 7 West Virginia during the 2014 NCAA Tournament, LSU drew national headlines on ESPN.com and NCAAAsports.com.

Head coach Nikki Fargas speaks to Nell Fortner of ESPN during the 2014 NCAA Tournament.





# On the Tube

ESPN HD

ESPN2 HD

ESPN3.com



## 2003-04

at Georgia	ESPN2	L, 80-74
Austin Peay	ESPN2	W, 83-66
Maryland	ESPN	W, 76-61
vs. Texas	ESPN	W, 71-55
vs. Georgia	ESPN	W, 62-60
vs. Tennessee	ESPN	L, 52-50

## 2004-05

vs. Baylor	ESPN2	W, 71-70
at Minnesota	ESPN2	W, 75-67
Georgia	CBS	W, 76-52
Tennessee	ESPN2	W, 68-58
vs. Tennessee	ESPN2	L, 67-65
vs. Stetson	ESPN	W, 70-36
vs. Arizona	ESPN2	W, 76-43
vs. Liberty	ESPN	W, 90-48
vs. Duke	ESPN	W, 59-49
vs. Baylor	ESPN	L, 68-57

## 2005-06

at Texas Tech	ESPN2	W, 76-68
at Ohio State	ESPN2	W, 64-48
Minnesota	CBS	W, 66-45
at UConn	ESPN2	L, 51-48
Baylor	ESPN2	W, 88-57
at Tennessee	ESPN2	W, 72-69
Georgia	ESPN2	W, 68-61
vs. Tennessee	ESPN2	L, 63-62
vs. Florida Atlantic	ESPN2	W, 72-48
vs. Washington	ESPN2	W, 72-48
vs. DePaul	ESPN	W, 66-56
vs. Stanford	ESPN	W, 62-59
vs. Duke	ESPN	L, 64-45

## 2006-07

vs. UConn	ESPN2	L, 72-71
vs. Tennessee	ESPN2	L, 56-51
vs. Vanderbilt	ESPN2	L, 51-45
vs. UNC Asheville	ESPN2	W, 77-39
vs. West Virginia	ESPN2	W, 49-43
vs. Florida State	ESPN2	W, 55-43
vs. UConn	ESPN	W, 73-50
vs. Rutgers	ESPN	L, 59-35

## 2007-08

at Rutgers	ESPN2	L, 45-43
vs. Georgia	ESPN2	W, 63-57
vs. Connecticut	ESPN2	L, 74-69
vs. Tennessee	ESPN2	L, 61-55
vs. Jackson State	ESPN2	W, 66-32
vs. Marist	ESPN2	W, 68-49
vs. Oklahoma St.	ESPN	W, 67-52
vs. North Carolina	ESPN	W, 56-50
vs. Tennessee	ESPN	L, 47-46

## 2008-09

vs. Notre Dame	ESPN2	L, 52-63
at Connecticut	CBS	L, 63-76
vs. Green Bay	ESPN2	W, 69-59
vs. Louisville	ESPN2	L, 52-62

## 2009-10

at South Carolina	ESPN2	W, 70-58
vs. Tennessee	ESPN2	L, 43-55
at Tennessee	ESPN2	L, 61-70
vs. Hartford	ESPN2	W, 60-39
vs. Duke	ESPN2	L, 52-60

## 2010-11

vs. Georgia	ESPN2	W, 47-41
at Kentucky	ESPN2	L, 49-47
at Tennessee	ESPN2	L, 80-60

## 2011-12

at Georgia	ESPN2	L, 46-62
vs. Kentucky	ESPN2	W, 72-61
vs. Tennessee	ESPN2	L, 58-70
vs. San Diego St.	ESPN2	W, 64-56
vs. Penn State	ESPN2	L, 80-90

## 2012-13

vs. Texas A&M	ESPN2	L, 57-74
vs. Georgia	ESPN2	W, 62-54
vs. Green Bay	ESPN2	W, 75-71
vs. Penn State	ESPN2	W, 71-66
vs. California	ESPN2	L, 63-73

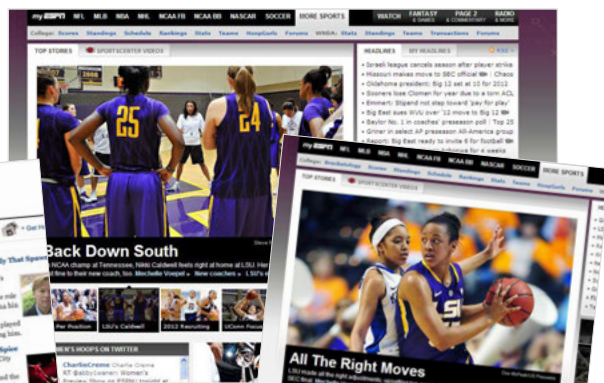
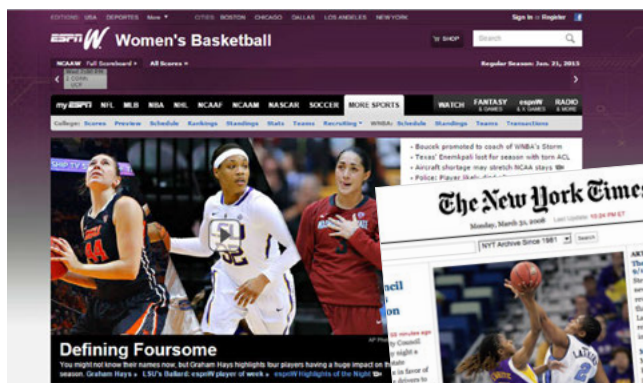
## 2013-14

Florida	ESPN2	W, 82-68
South Carolina	ESPN2	L, 73-57
Georgia Tech	ESPN2	W, 98-78
West Virginia	ESPN2	W, 76-67
at Louisville	ESPN2	L, 73-47

## 2014-15

Louisiana Tech	SECN	W, 73-59
South Carolina	ESPN2	L, 75-51
Vanderbilt	SECN	W, 64-44
at Texas A&M	ESPN2	L, 55-48
Kentucky	ESPN2	W, 84-79
at Tennessee	SECN	L, 75-58
Ole Miss	SECN	W, 70-41
Missouri	SECN	W, 74-65
Alabama	SECN	W, 51-39
at Arkansas	ESPN2	L, 63-41
Texas A&M	ESPN2	W, 80-63
vs. Texas A&M	SECN	W, 71-65
vs. South Carolina	ESPN2	L, 74-54
vs. USF	ESPN2	L, 73-64

Since its first Final Four season of 2004, the Lady Tigers have been televised to a national audience on the ESPN Family of Networks 85 times. In total, LSU has had 227 games televised since 2004. LSU experienced expanded television coverage during the 2014-15 season with the creation of the SEC Network, which televised seven Lady Tigers games. In 2015-16, LSU will have 18 regular-season games televised.



Head coach Nikki Fargas on the set of SEC Now.





# Great MOMENTS

## Final Four Bound

**Bank of America Arena Seattle • March 28, 2004**

LSU, No. 19 in the nation and the No. 4 seed in the West Region, knocked off top-seeded Texas, 71-55, in the Sweet 16 to advance to the school's fourth Elite Eight. The Lady Tigers then upended SEC rival Georgia, 62-60, to advance to the program's first NCAA Final Four. Seimone Augustus, the NCAA West Regional Most Outstanding Player, scored 16 points in the clinching game and averaged 26.3 points for the tournament.



## LSU Beats No. 2 Immaculata

**Minneapolis, Minn. • March 25, 1977**

LSU used a dominating forward-center combination to upset powerhouse Immaculata in the AIAW National Tournament in Minneapolis, Minn. Maree Jackson scored 29 points and had 19 rebounds while Julie Gross had 23 points and 11 boards to send the Lady Tigers to the national title game with a 74-68 victory. That team still holds the distinction of being the only Lady Tiger team ever to reach the national championship game of a postseason tournament.



## 1991 SEC Tournament Champions

**Albany, Ga. • March 4, 1991**

The No. 4 seed in the 1991 SEC Tournament, LSU soared through the field for its first tournament title. The No. 12 Lady Tigers upset No. 4 Georgia before knocking off third-ranked Tennessee, 80-75, to win the crown. Tournament MVP Pokey Chatman scored 30 points and was joined by Sheila Johnson and Annette Jackson-Lowery on the all-tournament team.



## Down Goes No. 1

**Maravich Center • Feb. 21, 1999**

LSU earned its first-ever win over a No. 1-ranked team on Feb. 21, 1999, when the Lady Tigers beat top-ranked Tennessee, 72-69, in the Pete Maravich Assembly Center. Katrina Hibbert converted a three-point play with 11.8 seconds left to play to seal the win.





## Five Straight Final Fours

New Orleans Arena • March 31, 2008

State Farm All-American Sylvia Fowles poured in 21 points and grabbed 12 rebounds to earn Most Outstanding Player honors as LSU knocked off top-seeded and second-ranked North Carolina, 56-50, in the New Orleans Regional Final. First-year LSU head coach Van Chancellor guided the Lady Tigers to their fifth straight NCAA Final Four. LSU became only the second program in NCAA Division I history to achieve the feat, joining Connecticut who did it from 2000-04.



## 2003 SEC Tournament Champions

North Little Rock, Ark. • March 9, 2003

LSU avenged all three of its regular season losses with three wins over three Top 25 teams in three days to win the 2003 SEC Tournament Championship. Temeka Johnson earned tournament MVP honors, scoring 24 points in the final 78-62 win over No. 3 Tennessee. Aiysha Smith added 18 points and Seimone Augustus scored 12 points with eight boards.



## 14-0 in 2005

Maravich Center • Feb. 27, 2005

No. 1 LSU defeated Florida in the final game of the 2005 season and dropped a championship banner from the rafters of the Maravich Center to celebrate the Lady Tigers' first Southeastern Conference regular season championship. LSU rolled to the league crown with a perfect 14-0 record, marking only the 13th time an SEC school completed the schedule unblemished.



## LSU Stuns UConn

Fresno, Calif. • March 26, 2007

Sylvia Fowles dominated top-seeded Connecticut to lead the Lady Tigers to its fourth consecutive Final Four with a resounding 73-50 win in Fresno, Calif. The Fresno Region's Most Outstanding Player, Fowles scored 23 points and grabbed 15 rebounds to carry LSU into a Final Four matchup with Rutgers in Cleveland, Ohio.



## Sweet 16

• March 26, 2013 • LSU 71, No. 8 Penn State 66

With an active roster of only seven players, LSU returned to the Sweet 16 with a gritty 71-66 win over Penn State. Adrienne Webb pumped in a career-best 29 points on a 10-for-16 shooting performance. She swished the go-ahead three during the closing three minutes and sealed the victory with two free throws with 21 seconds remaining.





# Lady Tigers

## TIMELINE

LSU is entering its 41st season of women's basketball. The Lady Tigers first played basketball as a varsity sport in 1975-76 and since that inaugural season, LSU has posted 36 winning seasons, played in 24 NCAA Tournaments, advanced to the AIAW National Championship game in 1977 and the NCAA Final Four in 2004, 2005, 2006, 2007 and 2008.

### The Coaches

LSU women's basketball has featured illustrious Hall of Fame coaches since its inception. Jinks Coleman coached the Lady Tigers for three and a half years before stepping down midway through the 1978-79 season. In three-plus years, Coleman guided LSU to a 91-32 overall mark. Her crowning moment with LSU came during the 1976-77 season as she led the Lady Tigers to the AIAW National Championship game. LSU fell to top-ranked Delta State, but that 1977 team remains the only squad in school history to play for a national title. Coleman's 1977-78 team holds the school record for most victories with 37.

Coleman was replaced by Barbara Swanner midway through the 1979 season and Swanner coached the Lady Tigers for the next three years. She led LSU to an overall mark of 57-50 before ending her coaching career at the conclusion of the 1981-82 season.

Hall of Famer Sue Gunter joined the Lady Tigers for the 1982-83 season. In 22 seasons with the Lady Tigers, Gunter led the Lady Tigers to 442 victories and guided her teams to 14 NCAA Tournament appearances, the 1991 and 2003 SEC Tournament titles and the 2004 NCAA Final Four. Gunter, who retired following the 2003-04 season, is a member of both the Naismith Hall of Fame and the Women's Basketball Hall of Fame. She added another accolade to her historic career in the spring of 2010 when she was inducted into the LSU Athletic Hall of Fame. Gunter was a true pioneer for the

sport and her legacy at LSU remains the foundation of the program.

Pokey Chatman replaced Gunter after serving as the acting head coach for 20 games in 2003-04, guiding the team to a 15-5 mark, including the program's first trip to the NCAA Final Four. She finished her career during the 2006-07 season with a 90-14 record. Bob Starkey served as acting head coach during the 2007 NCAA Tournament. Starkey led the Lady Tigers to a fourth straight Final Four appearance as he produced a 4-1 record, including a 73-50 upset of Connecticut in the Fresno Regional Final.

Van Chancellor was named the sixth head coach in LSU history on April 11, 2007. Chancellor, a Naismith Hall of Famer and the all-time winningest head coach in WNBA history, led the Lady Tigers to a Final Four and three straight NCAA Tournament appearances. Chancellor coached for four seasons and stepped down following the 2010-11 season. He finished his LSU tenure with a 90-40 record.

In April 2011, LSU Vice Chancellor and Director of Athletics Joe Alleva named Nikki Fargas (formerly Nikki Caldwell) the seventh head coach in the history of the program.

Fargas stepped to the podium on April 4 and delivered the following message: "The first thing I thought about was Sue Gunter. She came to mind right off the bat. Having played in the SEC and having played against those old Sue Gunter teams back in the 90s, I was just moved because she has meant so much to a lot of us, our

career, and our choices to go into college coaching because of what she has done for women's basketball. I can't tell you enough how honored I am to be a part of such a great legacy."

Fargas brought a winning attitude back to the program as she guided LSU to three consecutive seasons of 20-plus victories, four NCAA Tournament appearances and back-to-back NCAA Sweet 16 trips in 2013 and 2014.

### The 1970s

The decade of the 1970s saw the start of women's basketball as a varsity sport at LSU. The Lady Tigers played their first game in November of 1975, losing to Whitworth, 64-58. LSU's first win came a week later with a 75-62 victory over Southwestern Louisiana. The win was the first of 17 for the Lady Tigers in their inaugural season as LSU posted a first-year mark of 17-14.

A year later, LSU, behind the play of a couple of Australians in Maree Jackson and Julie Gross, was playing for the AIAW National title. After going unrecognized for much of the year, LSU finally began to gain some respect with wins over three ranked teams in February. The Lady Tigers entered the AIAW State Tournament on a roll, however, LSU lost to Louisiana Tech and Northwestern State, but they were still able to advance to the AIAW Regional Tournament. At Regionals, the Lady Tigers beat Texas, Stephen F. Austin and Baylor to advance to the AIAW National Tournament.

By this time the Lady Tigers were ranked No. 11 in the nation and after wins over Western Washington and Baylor, LSU was in the Final Four. LSU knocked off second-ranked Immaculata, 74-68, in the semifinals and then fell to top-ranked Delta State, 68-55, in the national title game. LSU finished with a 29-8 overall mark, the second-most victories recorded in school history in a single year at the time.

In 1977-78, the Lady Tigers achieved their first No. 1 ranking as LSU spent most of January and February atop the Associated Press poll, after having started the year ranked No. 2 in the nation. The Lady Tigers stayed there until Feb. 15 when Tennessee moved ahead of LSU. Despite being ranked No. 2 in the nation, LSU couldn't advance out of the Regionals as the Sue Gunter-coached Stephen F. Austin Lady Jacks eliminated the Lady Tigers in the semifinals. LSU still won 37 games, which remains the school record for victories in a season.

LSU closed out the decade of the 1970s with a coaching change as Jinks Coleman stepped down after 15 games in the 1978-79 season. With an 8-7 mark, Coleman was replaced by Barbara Swanner, who guided LSU to a 5-5 mark over the final 10 games of the year. LSU finished with a 13-12 record.

### The 1980s

The decade of the 80s saw LSU establish itself as one of the top programs in the country.





**LSU's first team - 1975-76**

LSU opened the decade under Barbara Swanner and posted a 17-17 mark and reached the semifinals of the AIAW Regional Tournament.

A year later, Joyce Walker came to Baton Rouge and put women's basketball at LSU back on the map. Walker, who was way ahead of her time, could do it all. In her first year with the Lady Tigers she averaged 20.7 points a contest and led the Lady Tigers to a 17-15 mark.

A year later, the NCAA became the governing body of women's athletics and the NCAA Tournament was started. The Lady Tigers didn't make the NCAA Tournament in 1982, but still posted an 18-13 overall mark as Walker averaged 24.9 points a contest. That season was Swanner's last year as head coach of the Lady Tigers.

The 1982-83 season was the first for the Lady Tigers under Sue Gunter, who came to LSU from Stephen F. Austin in Nacogdoches, Texas. In her first year with LSU, Gunter guided the Lady Tigers to a 20-7 mark and a tie for first place in the Western Division of the SEC.

Walker's last year with LSU in 1983-84 marked the Lady Tigers' first-ever appearance in the NCAA Tournament. LSU went 23-7 and reached the Sweet 16 at the NCAA Tournament before falling to Louisiana Tech.

In 1984-85, the Lady Tigers claimed the National Women's Invitational Tournament (NWIT) title with a 74-54 win over Florida in the championship game.

LSU's best season since 1977 occurred in 1985-86 as the Lady Tigers climbed all the way to No. 8 in the nation and reached the Elite Eight at the NCAA Tournament before falling to Tennessee in the final seconds, 67-65.

Another 20-win season followed in 1986-87 as the Lady Tigers spent most of the year ranked in the top 10. However, the Lady Tigers lost their last three games, including a 70-56 setback to Southern Illinois in the second round of the NCAA Tournament.

The 1987-88 season saw the arrival of Dana "Pokey" Chatman, the best point guard in school history. Chatman helped guide the Lady Tigers to an

18-11 mark and another NCAA Tournament appearance. LSU closed out the 1980s with its fifth NCAA Tournament appearance as LSU reached the Sweet 16 before falling to Louisiana Tech.

### The 1990s

The decade of the 1990s was one of ups and downs for the Lady Tigers. LSU opened the decade with a 21-9 overall mark and its fifth NCAA Tournament appearance.

A year later, the Pokey Chatman era came to an end as the Lady Tigers posted a 24-7 overall mark, won the school's first SEC Tournament title and were seeded No. 2 in the Midwest Region of the NCAA Tournament.

The 1991-92 season started the Cornelia Gayden era, but it was also the beginning of a stretch that saw the Lady Tigers go five years without an appearance in the NCAA Tournament. LSU posted a 16-13 overall mark, but five straight losses in mid-February kept the Lady Tigers home in March.

A year later in 1992-93, the Lady Tigers had their first-ever losing record as LSU

went 9-18 and was winless in the SEC for the first time. Things weren't much better in 1993-94 as LSU went 11-16 overall and tied for 10th in the SEC.

One of the bright spots in 1994-95 was Sue Gunter's 500th career victory on the same night Gayden set an NCAA record with 12 3-point goals in a 92-62 win over Jackson State on Feb. 9 in Baton Rouge. LSU suffered through its worst record ever that year as the Lady Tigers posted a 7-20 mark.

Despite the losing record the year prior, LSU signed one of the nation's best recruiting classes for the 1995-96 season and the results were immediate. LSU had the biggest turnaround in SEC history as the Lady Tigers went from 7-20 in 1994-95 to 21-11 in 1995-96. Junior college transfers Elaine Powell and Pietra Gay help lead LSU to a win over second-ranked Georgia in the SEC Tournament as the Lady Tigers appeared to be headed for its first NCAA Tournament appearance in five years, but was denied. The Lady Tigers settled for the NWIT, where they placed third out of eight teams.

The following year, LSU posted its best record in the 90s as they went 25-5 overall, won nine SEC games and reached the Sweet 16 for the first time since 1989. In 1997-98, the Lady Tigers, in what was supposed to be a rebuilding year, posted a 19-13 overall mark and reached the semifinals of the Women's NIT.

In 1998-99 the Lady Tigers, behind the play of senior point guard Latasha Dorsey, the only senior on the team, reached the Sweet 16 for the second time in three years and finished second in the SEC with a school-record 10 league wins. LSU's 22-8 overall mark in 1998-99 was LSU's fourth 20-win season of the 1990s.

### The 2000s

The Lady Tigers rolled into the new millennium much like the way they ended the old one. In 1999-2000, LSU was 25-7 overall and 11-3 in the SEC, the best record for the program since 1996-97. The 11-3

conference mark was at the time, the best in school history. LSU rode that success all the way to the program's second Elite Eight appearance in the NCAA Tournament, falling to Connecticut in the regional final.

Another 20-win season greeted the Lady Tigers in 2000-01, compiling a 20-11 mark, including the fifth straight winning conference record at 8-6.

The 2001-02 season could have been one of the finest in recent history. Gunter's group of just six healthy players collected 18 victories, including a trip to the SEC Tournament Championship game and a fourth straight trip to the NCAA Tournament.

Building on the success of the previous two seasons, the 2002-03 team went even further, ending the season with a 30-4 record, winning the SEC Tournament title, advancing to the NCAA Elite Eight and finishing the season ranked No. 3 in the national rankings. The SEC Tournament title was the second in program history and the first since 1991.

It was in 2003-04 that the much eluded goal of the Lady Tigers was reached, advancing to the Final Four. The 2003-04 team posted at 27-8 record and steamed through the NCAA Tournament on its way to New Orleans and the Final Four. Despite the success, the 2003-04 season was full of adversity. Hall of Fame head coach Sue Gunter missed most of the season due to illness and ultimately retired following the season. Gunter was replaced during the season and on a full-time basis with former All-American guard Pokey Chatman.

The next season, in her first full year, Chatman, again guided the Lady Tigers to success. In 2004-05, LSU posted a 33-3 overall record, was ranked No. 1 in the nation for 11 weeks, won the program's first SEC regular season title with a perfect 14-0 mark, and advanced to the NCAA Final Four in Indianapolis. Chatman and guard Seimone Augustus earned numerous national honors, including sweeping the National Coach and Player of



**LSU's first No. 1 ranked team - 1977-78**

# LSU Women's Basketball Achievements

### Team Accomplishments

- 5 NCAA Final Fours (2004, 2005, 2006, 2007 & 2008)
- 1 AIAW Final Four (1977)
- 8 NCAA Tournament Elite Eight Appearances (1986, 2000, 2003, 2004, 2005, 2006, 2007 & 2008)
- 2 SEC Tournament Titles (1991 & 2003)
- 3 SEC Regular Season Titles (2005, 2006 & 2008)
- 14 NCAA Tournament Sweet 16 Appearances (1984, 1986, 1989, 1997, 1999, 2000, 2003, 2004, 2005, 2006, 2007, 2008, 2013, 2014)

- 24 NCAA Tournament Appearances (1984, 1986, 1987, 1988, 1989, 1990, 1991, 1997, 1999, 2000, 2001, 2003, 2004, 2005, 2006, 2007, 2008, 2009, 2010, 2012, 2013, 2014, 2015)

- 55 SEC Player of the Week Honors

- 40 All-SEC First Team Honors

- 61 SEC Academic Honor Roll Honors

### Individual Accomplishments

- 2 National Players of the Year (Seimone Augustus, 2005 & 2006)
- 2 National Coaches of the Year (Sue Gunter, 1983 & Pokey Chatman, 2005)
- 2 Naismith National Basketball Hall of Famers (Sue Gunter, 2005 & Van Chancellor, 2007)

- 2 Women's Basketball Hall of Famers (Sue Gunter, 2000 & Van Chancellor, 2007)

- 9 WBCA First-Team All-Americans (Julie Gross, 1978; Joyce Walker, 1983 & 1984; Pokey Chatman, 1991; Marie Ferdinand, 2001; Seimone Augustus, 2004, 2005 & 2006; Sylvia Fowles, 2007 & 2008)

- 2 National Freshmen of the Year (DeTrina White, 1999 & Seimone Augustus, 2003)

- 2 SEC Tournament MVPs (Pokey Chatman, 1991 & Temeka Johnson, 2003)

- 3 SEC Player of the Year Honors (Seimone Augustus, 2005 & 2006 & Sylvia Fowles, 2008)

- 4 SEC Coach of the Year Honors (Sue Gunter, 1997, 1999; Pokey Chatman, 2005 & Van Chancellor, 2008)

the Year honors.

The Lady Tigers continued their success in 2005-06 with a return to the Final Four and a repeat as SEC regular season champions. LSU posted a 31-4 overall record and a 13-1 league mark. Seimone Augustus completed her collegiate career as the 2006 National Player of the Year. LSU fell to Duke in the national semifinal in Boston, Mass.

The 2006-07 season once again saw the Lady Tigers reach the NCAA Final Four after overcoming some late season adversity. LSU posted a 30-8 overall record and junior center Sylvia Fowles earned Kodak All-American honors. Associate head coach Bob Starkey served as acting head coach during the NCAA Tournament run that saw the Lady Tigers knock off Connecticut, 73-50, in the Fresno Regional Final. LSU took on Rutgers in the national semifinal in Cleveland, Ohio. The Scarlet Knights ended LSU's season by a score of 59-35.

The 2007-08 season saw LSU reach its fifth straight Final Four, becoming only the second program in NCAA women's history to achieve that feat. Connecticut was the other. First-year head coach Van Chancellor came to LSU after a successful career at Ole Miss and the WNBA's Houston Comets. Chancellor was named SEC Coach of the Year as he was a perfect fit for a program as prominent as LSU. The Lady Tigers won the Southeastern Conference regular season championship with a perfect 14-0 record while finishing 31-6 overall. Sylvia Fowles was named to the State Farm All-America Team for the second straight season. LSU suffered a heartbreaking loss to Tennessee in the final seconds of the national semifinal in Tampa, Fla., but another Final Four banner would hang in

the Maravich Center rafters.

The 2008-09 season might have been Chancellor's finest coaching job. LSU lost all of its key players from the 2009 Final Four team, but the Lady Tigers fought on winning five SEC games in a row to close the regular season and reach the NCAA Tournament for the 11th consecutive year. Allison Hightower was LSU's leader as she became the first player in school history to lead the team in points (14.9), steals (1.9), assists (3.0) and blocks (1.2) in the same season. Hightower was an honorable mention State Farm All-American and freshman LaSondra Barrett made a significant impact as the 2009 SEC Co-Freshman of the Year. LSU's season came to an end at home in the second round of the NCAA Tournament, losing to eventual Final Four participant Louisville in the Maravich Center.

### A New Decade

LSU closed the books on the 2000s as one of the most successful programs in women's college basketball. From 2004-09, LSU won 171 contests and no team had advanced to more Final Fours. In Chancellor's third season during the 2009-10 year, Hightower returned for her senior campaign. It was one of the most productive years by a player in school history. Hightower was named a second-team All-American by the Lowe's Senior CLASS Award and she was a finalist for the Wooden Award and Naismith Trophy. For the second straight season, she recorded honorable mention All-America honors by State Farm.

Her 18.2 points per game average, sparked LSU to a 21-10 overall record and a 9-7 mark in conference play. The Lady



LSU's AIAW National Runner-up team - 1976-77

Tigers finished with a share of third place in the final SEC standings. LSU earned a tough draw in the NCAA Tournament, faced with the task of defeating Duke on its home floor of Cameron Indoor Stadium. In a place where the Blue Devils rarely lose, LSU gave Duke all it could handle before falling 60-52 in the NCAA Second Round. Hightower closed out her career as the 13th all-time leading scorer in LSU history.

The 2010-11 season would be the last for Chancellor as LSU posted a 19-13 record and an 8-8 mark in SEC play. The Lady Tigers scored a huge upset of No. 9 UCLA in Los Angeles to highlight non-conference play. LSU also held No. 20 Georgia to its lowest point total ever in an SEC game in a 47-41 win on Jan. 30. The Lady Tigers topped Alabama in the SEC Tournament first round before losing to Kentucky, 60-58, in the SEC Tournament quarterfinal. Junior forward LaSondra Barrett was a first-team All-SEC performer and a State Farm Honorable

Mention All-American after averaging 12.2 points and a team-high 6.3 rebounds per game. LSU led the SEC in scoring defense for the seventh straight season, allowing only 52.9 points per contest.

Nikki Fargas ushered in a new era of Lady Tiger basketball in 2011-12. Using the motto "it's not an option" to miss the NCAA Tournament, Fargas sparked LSU to a six-game win streak late in the year. Barrett, playing in her final season, lifted the Lady Tigers to an SEC Tournament run that included beating regular season champion Kentucky for the second time. LSU met Tennessee in the SEC Championship Game as Fargas dualed against her mentor Pat Summitt in what would be Summitt's final SEC game. Though the Lady Vols won 70-58, the Lady Tigers made a return to the NCAA Tournament and reached the second round of the event in the Maravich Center.

The following season, LSU recorded 22 wins in Fargas' second year and overcame






**Seimone Augustus** helped the program soar to national prominence after being named two-time National Player of the Year and leading the Lady Tigers to three NCAA Final Fours.



**Sylvia Fowles** went down as the most dominant post player in school history. A two-time State Farm All-American, Fowles was a member of a Final Four team every year of her career.



**Allison Hightower**, one of the most influential players in school history, perpetuated the LSU NCAA Tournament legacy when she guided the team to appearances in 2009 and 2010.



**The 2004 LSU Lady Tigers** became the first team in school history to advance to a Final Four.



**Nikki Fargas** was introduced as the seventh head coach in April 2011 and has guided the Lady Tigers to four NCAA Tournament appearances.

several key injuries. The Lady Tigers went on a seven-game winning streak late in the season, reached the NCAA Tournament and then its first Sweet 16 since 2008. The team developed the motto "Eight is Enough," and it was said every time they took the floor.

After defeating Green Bay in the NCAA Tournament first round in Baton Rouge, the Lady Tigers left the fans with one of the most spectacular victories in school history.

Playing without its injured leader in Jeanne Kenney, LSU knocked off third-seeded Penn State, 71-66, in the second round. Senior Adrienne Webb, playing in her final home game, poured in a career-high 27 points that ignited a celebration when the final horn sounded.

The 2013-14 season was filled with numerous memorable moments as LSU took on the nation's toughest schedule and fired out to a 17-4 start highlighted by a Barclays Invitational Championship and

the program's first victory at Tennessee since the 2007-08 season.

After a six-game losing streak to end the regular season, Fargas and the Lady Tigers regrouped for the NCAA Tournament.

LSU came out clicking on all cylinders and collected a 98-78 win over Georgia Tech during the opening round. The 98 points were a program NCAA Tournament single-game mark.

The Lady Tigers lost All-SEC Freshman Team guard Raigyne Moncrief to injury during the Georgia Tech game, and senior guard Jeanne Kenney was injured in the first half of LSU's NCAA Second Round matchup versus No. 7 West Virginia.

The Lady Tigers dug deep and put together a 20-4 finishing kick over the last five minutes and scored on their final 10 possessions to come away with a 76-67 victory over the Mountaineers.

Danielle Ballard turned in a NCAA Tournament effort for the ages as she racked up 23.3 points and 14.0 rebounds

per game over LSU's three postseason games. At the team's end of the year banquet, each student-athlete received a courage award instead of individual accolades.

The 2014-15 Lady Tigers extended their NCAA Tournament streak to four-straight years under Nikki Fargas after posting a 17-13 regular-season record and a 10-6 record in SEC action. LSU posted wins over ranked foes four times, including consecutive victories over Texas A&M. The Aggies came into the final game of the regular season ranked 12th nationally, and LSU handed Texas A&M an 80-63 loss in the PMAC. The loss dropped the Aggies to 18th nationally, and just five days later in the opening round of the SEC Tournament, the Lady Tigers stunned A&M again, advancing to the second round with a 71-65 victory. Other wins over ranked foes included an 84-79 defeat of 10th-ranked Kentucky and a 71-69 double-overtime win over 15th-ranked Mississippi State.

Despite missing the first 14 games of the season because of a violation of team rules, junior Danielle Ballard earned All-SEC First-Team and All-SEC Defensive Team honors. She led the Lady Tigers in scoring and rebounding with averages of 14.2 points and 7.2 rebounds a game. She also registered eight blocks, 50 assists and 52 steals in just 17 games. Ballard and Raigyne Moncrief each earned one SEC Player of the Week honor, and freshman Jenna Deemer was named to the Miami Holiday All-Tournament Team.

In their fourth-consecutive NCAA Tournament appearance, the Lady Tigers fell to No. 25 USF, 73-64, in the first round at the Sun Dome in Tampa, Fla., despite LSU's backcourt of Ballard, Moncrief and senior DaShawn Harden scoring 46 of LSU's 64 points. Moncrief recorded a double-double in the loss with 13 points and 10 rebounds.



## SYLVIA FOWLES

### 2008 No. 2 Pick

Sylvia Fowles was taken as the second pick in the 2008 WNBA Draft by the Chicago Sky.



## SEIMONE AUGUSTUS

### 2006 No. 1 Pick

Seimone Augustus was selected with the first pick in the 2006 WNBA Draft by the Minnesota Lynx. Augustus became LSU's first No. 1 overall draft selection, and she is just one of five athletes in LSU Athletics history to be taken as the top pick in any sport.

# WNBA

## LADY TIGERS



## LADY TIGERS WNBA DRAFT PICKS

PLAYER	RD	PICK	TEAM	PLAYER	RD	PICK	TEAM	PLAYER	RD	PICK	TEAM
<b>1999</b>				<b>2003</b>				<b>2008</b>			
Elaine Powell	4th	50th	Orlando Miracle	Ke Ke Tardy	2nd	25th	San Antonio Silver Stars	Sylvia Fowles	1st	2nd	Chicago Sky
<b>2000</b>				DeTrina White	2nd	20th	Indiana Fever	Erica White	2nd	17th	Houston Comets
Katrina Hibbert	4th	57th	Seattle Storm	Aiysha Smith	1st	7th	Washington Mystics	Quianna Chaney	2nd	19th	Chicago Sky
<b>2001</b>				<b>2004</b>				<b>2010</b>			
April Brown	4th	51st	Indiana Fever	Doneeka Hodges	2nd	25th	Los Angeles Sparks	Allison Hightower	2nd	10th	Connecticut Sun
Marie Ferdinand	1st	8th	Utah Starzz	<b>2005</b>				<b>2012</b>			
<b>2006</b>				Temeka Johnson	1st	6th	Washington Mystics	LaSondra Barrett	1st	10th	Washington Mystics
Seimone Augustus	1st	1st	Minnesota Lynx	<b>2006</b>				<b>2014</b>			
Scholanda Dorrell	1st	14th	Sacramento Monarchs	Scholanda Dorrell	1st	14th	Sacramento Monarchs	Theresa Plaisance	3rd	27th	Tulsa Shock



## SCHOLANDA DORRELL

### 2006 No. 14 Pick

Scholanda Robinson was the first round draft choice of the Sacramento Monarchs in the 2006 WNBA Draft. Robinson, who went No. 14 overall, finished her fourth season with the club in 2009.



## ALLISON HIGHTOWER

### 2010 No. 15 Pick

Allison Hightower became the 15th LSU player selected in the WNBA Draft since the league's inception in 1997. She was taken No. 15 overall by the Connecticut Sun in the 2010 WNBA Draft.



## LASONDRA BARRETT

### 2012 No. 10 Pick

LaSondra Barrett became the seventh WNBA first round pick in LSU history when she was taken 10th overall in the 2012 WNBA Draft.



# 2015 WNBA PLAYERS



**SEIMONE AUGUSTUS**  
Minnesota Lynx



**SYLVIA FOWLES**  
Minnesota Lynx



**THERESA PLAISANCE**  
Tulsa Shock



**TEMEKA JOHNSON**  
Los Angeles Sparks



**ALLISON HIGHTOWER**  
Connecticut Sun



**SHANECE MCKINNEY**  
New York Liberty

## WNBA LADY TIGERS SINCE 1997

<b>Seimone Augustus</b>	<b>Minnesota</b>	<b>2006-present</b>	<b>Temeka Johnson</b>	<b>Washington</b>	<b>2005</b>
Quianna Chaney	Chicago	2008		Los Angeles	2006-08
Scholanda Dorrell	Sacramento	2006-09		Phoenix	2009-11
	Tulsa	2010		Tulsa	2012
	San Antonio	2011		Seattle	2013-14
	Tulsa	2012		Los Angeles	2015-Present
<b>Sylvia Fowles</b>	<b>Chicago</b>	<b>2008-14</b>	<b>Shanece McKinney</b>	<b>New York</b>	<b>2014-present</b>
	<b>Minnesota</b>	<b>2015-present</b>	<b>Theresa Plaisance</b>	<b>Tulsa</b>	<b>2014-present</b>
Marie Ferdinand-Harris	Utah/San Antonio	2001-07	Elaine Powell	Orlando	1999-2001
	Los Angeles	2008-10		Detroit	2002-05
	Phoenix	2011		Chicago	2006
Pietra Gay	Houston	1997		Detroit	2006-08
Cornelia Gayden	Orlando	2000	Aiysha Smith	Washington	2003-04
Katrina Hibbert	Seattle	2000	DeTrina White	New York	2004-05
Allison Hightower	Connecticut	2010-present	Erica White	Houston	2008
Doneeka Hodges	Los Angeles	2004-06		Indiana	2009

**TEMEKA JOHNSON**  
2005 WNBA Rookie of the Year



**SEIMONE AUGUSTUS**  
2006 WNBA Rookie of the Year

## ROOKIES OF THE YEAR

LSU has produced two WNBA Rookies of the Year. Temeka Johnson and Seimone Augustus were named WNBA Rookies of the Year in successive seasons. Johnson, the fifth pick by the Washington Mystics in the 2005 Draft, won the honor in 2005 after averaging 9.3 points and 5.3 assists per game. Augustus, the No. 1 overall pick in 2006, ranked second in the league in scoring with 21.9 points per contest as a rookie that season.

## WNBA ALL-ROOKIE TEAM

<b>2005</b>	<b>2006</b>
Temeka Johnson	Seimone Augustus
<b>2008</b>	
Sylvia Fowles	

# SYLVIA FOWLES

**WNBA Finals MVP (2015)**  
**All-WNBA 1st Team (2010, 2013)**  
**All-WNBA 2nd Team (2011, 2012)**  
**WNBA Defensive Player of the Year (2011, 2013)**  
**WNBA All-Defensive 1st Team (2010, 2011, 2012, 2013)**  
**WNBA All-Defensive 2nd Team (2008, 2014)**  
**WNBA All-Star MVP (2010)**  
**WNBA All-Star (2009, 2010, 2011, 2013)**  
**WNBA All-Rookie Team (2008)**

Her stature is intimidating and her play at center has proven to be one of the dominating forces in the WNBA. Over her eight seasons, Sylvia Fowles has proven to be a franchise player for both the Chicago Sky and Minnesota Lynx, earning WNBA Finals MVP honors after averaging 15.6 points and 9.4 rebounds for the Lynx, winning the title with LSU teammate Seimone Augustus. She has garnered a pair of All-WNBA First-Team and All-WNBA Second-Team selections. Fowles also has captured two WNBA Defensive Player of the Year awards and has been named a WNBA All-Defensive honoree during six of her eight seasons. She ranks second with 9.7 career rebounds per game and fourth with 2.0 blocks per game in WNBA history over a career that spans 204 games.



# SEIMONE AUGUSTUS

**All-WNBA 1st Team (2012)**  
**All-WNBA 2nd Team (2006, 2007, 2011, 2013, 2014)**  
**WNBA Finals MVP (2011)**  
**WNBA All-Star (2006, 2007, 2011, 2013, 2014, 2015)**  
**WNBA Rookie of the Year (2006)**  
**WNBA All-Rookie Team (2006)**

Seimone Augustus has lived up to her billing in the WNBA since being selected as the No. 1 overall pick in 2006. In 2011, Augustus won a WNBA Championship and was named the WNBA Finals MVP. She racked up 22.0 points per game during the Lynx's championship runs. Augustus followed that season up by earning All-WNBA First-Team accolades for the first time in her career in 2012. Augustus and the Lynx won a second WNBA championship in 2013, and a third in 2015 with fellow LSU teammate Sylvia Fowles. She is a five-time All-WNBA Second-Team selection and a six-time WNBA All Star. Augustus is one of 17 players in league history to amass 4,800 career points and is the WNBA's seventh-leading career scorer averaging with 18.2 points per game over 264 career games.





# WNBA CHAMPIONSHIPS

Former LSU women's basketball players have won a combined eight WNBA Championships.



## SEIMONE AUGUSTUS

**2011, 2013, 2015 Minnesota Lynx**

For the third time in her career, Seimone Augustus is a WNBA champion as the Minnesota Lynx completed a sweep of the Atlanta Dream in the 2013 WNBA Finals. Augustus combined for 53 points, 11 rebounds and seven assists in the three games, and she had 14 points in the series clincher. Sylvia Fowles also earned a 2015 championship with the Lynx. She was named the WNBA Finals MVP.



## TEMEKA JOHNSON

**2009 Phoenix Mercury**

Temeka Johnson's first season with the Phoenix Mercury was a memorable one as the starting point won her first championship ring in 2009. The Mercury trailed 2-1 in the series before winning two straight to take the series in five games. Johnson, a recipient of the WNBA CARES' award, started all 11 of Phoenix's playoff games, averaging 7.5 points and 3.1 assists per contest.



## ELAINE POWELL

**2003, 2006 & 2008 Detroit Shock**

Elaine Powell was a member of three WNBA championship teams - all with the Detroit Shock. Powell has claimed more league titles than any former player in school history doing so in 2003, 2006 and 2008.

# WNBA ALL-STARS



## MARIE FERDINAND-HARRIS

**2002, 2003 & 2005**

Marie Ferdinand-Harris has made three WNBA All-Star game appearances. Harris, then a member of the San Antonio Silver Stars (formerly the Utah Starzz), played for the Western Conference in 2002, 2003 and 2005.



## SEIMONE AUGUSTUS

**2006, 2007, 2011, 2013, 2014**

Seimone Augustus was voted to the Western Conference All-Star team five times, most recently in 2014. Augustus scored a game-high 16 points in the 2006 game.



## SYLVIA FOWLES

**2009, 2010, 2011, 2013**

Sylvia Fowles earned 2010 All-Star MVP honors after leading the USA past the WNBA with a game-high 23 points. In her first All-Star Game appearance in 2009, Fowles dazzled fans as she became the third player in league history to dunk in the game.



### **Nikki Fargas**

2012 USA U18 FIBA Americas  
Gold Medal Team  
2013 USA U19 FIBA World  
Championship Team



### **Theresa Plaisance**

2013 World University Games  
USA Gold Medalist

# **USA**

## **BASKETBALL**

### **Red, White, Blue and LSU**

Nikki Fargas is the only coach in LSU history to claim multiple USA gold medals during her tenure as Lady Tiger head coach.

She was an assistant coach on the 2012 USA U18 National Team and the 2013 USA U19 National Team that won gold medals. Theresa Plaisance claimed her second USA gold medal as a member of the World University Games team in Russia in 2013.



### **Pokey Chatman**

1987 USA Select Team



### **Marie Ferdinand**

2000 USA Select Team



### **Temeka Johnson**

2003 USA World Championship  
for Young Women Team





### Seimone Augustus

2003 USA World Championship for Young Women Team; 2005 USA World University Games Team; 2006 & 2007 USA Senior National Team; 2008 & 2012 USA Senior National Team Olympic Gold Medalist, 2014 FIBA World Championships



### Sylvia Fowles

2005 USA World University Games Team; 2007 USA Senior National Team; 2008 & 2012 USA Senior National Team Olympic Gold Medalist; 2010 FIBA World Championship Gold Medalist



### Erica White

2006 USA U20 National Team



### LaSondra Barrett

2009 FIBA U19 World Championship Gold Medal Team



### Theresa Plaisance

2010 FIBA Americas U18 Championship  
2013 USA World University Games Gold Medal



### Van Chancellor

2004 USA Head Coach

Former LSU coach, Van Chancellor was the head coach of the 2004 United States Olympic team that won the gold medal in Athens. Chancellor posted a 36-0 record as head coach of Team USA in international competition.



### Sue Gunter

1980 USA Head Coach, 1976 Assistant Coach

Sue Gunter's coaching career extends beyond the boundaries of the Southeast with an international resume that laid the groundwork for today's Olympic success story. Gunter was the head coach of the USA National Team in 1976, which set the table for her assistant coaching position under Billie Moore and the 1976 Olympic team. In their first Olympic appearance, the USA brought home the silver medal in Montreal. Gunter was then named head coach of the USA national team in both 1978 and 1980, leading to her being named the head coach of the USA Olympic team in 1980. The 1980 Olympic team included such great players like Denise Curry, Carol Blazekowski, Anne Donovan, Rosie Walker, and Lynette Woodard. The USA stormed to a 6-1 record during the qualifying tournament. However, the dream for Team USA's first Olympic gold medal was cut short when President Jimmy Carter ordered a boycott of the 1980 Olympic games in protest of the Soviet Union's invasion of Afghanistan.







Seimone Augustus (top) and Sylvia Fowles (bottom) are the only athletes in LSU history with multiple Olympic gold medals.

# 2008, 2012

## OLYMPIC GAMES



In August 2008, a childhood dream became a reality as former LSU All-Americans Sylvia Fowles and Seimone Augustus became the first Olympic gold medalists in the history of LSU women's basketball. The two helped the Americans breeze through the 2008 Beijing Olympics. Four years later, they did it again as members of the 2012 London Olympic gold medal team.

Fowles averaged 13.8 points and 8.4 rebounds in the 2008 Olympics and she followed that up with 6.0 points and 3.6 boards in London. Augustus posted 7.9 points and 2.3 rebounds in 2008 and 7.8 points and 2.5 boards in 2012.

Augustus and Fowles became the first LSU athletes - past or present - in any sport to claim multiple Olympic gold medals as the U.S. Women's National team put a punctuation mark on its perfect 2012 London run with an 86-50 victory over France in the gold medal contest.

Augustus and Fowles' achievements were the 14th and 15th gold medals won by LSU athletes - former or current - in Olympic history. From coach Sue Gunter's silver medal at the 1976 Games to coach Van Chancellor's gold medal at the 2004 Games, LSU women's basketball has been associated with six Olympic medals.





Team USA celebrates atop the medal stand following its win over Australia in the 2008 gold medal game. Sylvia Fowles (third from left) and Seimone Augustus (second from right) combined for 17 points in the final game.

### 2008 Beijing Olympic Results

Czech Republic	W	97-57	Aug. 9	
China	W	108-63	Aug. 11	
Mali	W	97-41	Aug. 13	
Spain	W	93-55	Aug. 15	
New Zealand	W	96-60	Aug. 17	
South Korea	W	104-60	Aug. 19	Quarterfinal
Russia	W	67-52	Aug. 21	Semifinal
Australia	W	92-65	Aug. 23	Gold Medal Game



### 2012 London Olympic Results

Croatia	W	81-56	July 28	
Angola	W	90-38	July 30	
Turkey	W	89-58	Aug. 1	
Czech Republic	W	88-61	Aug. 3	
China	W	114-66	Aug. 5	
Canada	W	91-48	Aug. 7	Quarterfinal
Australia	W	86-73	Aug. 9	Semifinal
France	W	86-50	Aug. 11	Gold Medal Game



"I had to hold tears back. Rethinking the last two or three years for myself and being back and winning a gold medal, honestly, I had this as my screen saver a year ago before they even announced the team. So, it's a dream come true."

- Seimone Augustus; Aug. 11, 2012



"The experience was awesome, and it was more than I could have ever imagined. When you represent your country at the highest level with USA across your jersey, it is an honor."

- Sylvia Fowles; Aug. 23, 2008





# ***Spain Summer Tour***

The Lady Tigers had the privilege of taking an overseas foreign tour to Spain in August 2013. LSU played four games throughout the country while taking in the sights and learning a new culture.





## ***Barcelona • Alicante • Madrid***





***“Coach Fargas really instills in us that we are more than just student-athletes. It’s important that we give back to the community. We take great pride in helping others.”*** ***- Jeanne Kenney***



### ***The Lady Tiger Way***

Coach Nikki Fargas and the Lady Tiger team annually conducts a free youth basketball clinic in an effort to get the community involved with the game.

# ***Community***

## **OUTREACH**



### ***Charlie's Place***

In summer 2012, the Lady Tigers spent time greeting individuals with early to mild stages of Alzheimer's disease at Charlie's Place in Baton Rouge. The student-athletes introduced themselves, played games and told stories during their time there. Charlie's Place with Services of the Capital Area serves a mission to make a significant difference in the lives of those coping with Alzheimer's disease in the Baton Rouge area.



### ***Big Brother***

Coach Nikki Fargas teamed up with Wichita State head coach Jody Adams prior to the 2011 season-opener to help support breast cancer awareness. The two spoke at the "Color Me Pink" luncheon that drew over 400 fans. All proceeds went to breast cancer research, a cause Fargas has been very passionate about.



### ***Children's Hospital Visit***

The Lady Tigers routinely visit patients at Our Lady of the Lake Children's Hospital in Baton Rouge. The team goes room-to-room, greeting all of the patients, signing autographs, taking pictures and handing out basketballs and t-shirts. The children range from age five to 14.





"Through workshops, service projects, and social events, CHAMPS, brings LSU student-athletes information that will prepare them for the biggest game of all - the game of life!"

-SHAQUILLE O'NEAL, LSU ALL-AMERICAN AND 15-TIME NBA ALL-STAR



### Day of Action

Head coach Nikki Fargan and Sheila Boykin read to kids on the United Way's Day of Action.

# Career DEVELOPMENT

## Student Affairs

and the Shaquille O'Neal Life Skills Program



### Career/Professional Development

In order for student-athletes to be truly prepared for their careers, it is the goal of the Student Affairs and the Shaquille O'Neal Life Skills Program to ensure that each student-athlete will leave LSU with a professional resume, cover letter, and interview experience. The program has three phases: career preparation, the "job project" and a career symposium. Many LSU student-athletes gain experience with career-developing jobs in the community during the summer months.

### How can CHAMPS help?

The CHAMPS (Challenging Athletes Minds for Personal Success)/Life Skills program was developed by the NCAA to help prepare student-athletes for the challenges of life beyond the playing field. By focusing on "real life" skills and personal development, the CHAMPS program not only assists student-athletes with meeting daily challenges but also enhances their growth in college years and beyond.

### Health/Wellness

The goal of the Health & Wellness component of the Student Affairs division is to inform and educate student-athletes about the various health and wellness related issues that they will encounter throughout their tenure at LSU and beyond.

### Diversity, Inclusion & Civic Engagement

The Cox Communications Academic Center for Student-Athletes strives to celebrate, highlight, affirm, and embrace the diversity of LSU student-athletes. They provide an environment that is respectful of cultural, racial, and ethnic differences by acknowledging their individuality and uniqueness. In addition, the programs emphasize the importance of giving back and citizenship by engaging in the University and surrounding community.



# LSU GREATS

The following nine individuals are the only athletes to have their jerseys retired by LSU. Men's basketball has retired the No. 23 for Pete Maravich, No. 50 for Bob Pettit, Jr., No. 33 for Shaquille O'Neal and No. 40 for Rudy Macklin. Women's basketball retired the No. 33 for Seimone Augustus. Football's only two retired jerseys are the No. 20 worn by Billy Cannon and the No. 37 worn by Tommy Casanova. Baseball retired the No. 15 in honor of longtime coach and former athletics director Skip Bertman and the No. 19 for Ben McDonald. Casanova, Macklin and McDonald joined the prestigious list in May 2009. Augustus became the first woman in LSU Athletics history to have her jersey retired in January 2010.



## 50 BOB PETTIT

Pettit led LSU to its first NCAA Final Four in 1953 and he later became the first player in NBA history to exceed the 20,000-plus point barrier. Pettit is a member of the NBA Hall of Fame, and in 1997, he was named as one of the top 50 players in NBA history.



## 23 PETE MARAVICH

"Pistol Pete," Maravich still holds the NCAA record for career points with 3,667 and for career scoring average with 44.2 points a game. He was selected the National Player of the Year in 1970 after leading the Tigers to the NIT Final Four. He scored 50-plus points an amazing 28 times. He went on to a 10-year professional career and was selected as one of the NBA's 50 greatest players in 1997.



## 20 BILLY CANNON

One of the true legends of college football in the South, Billy Cannon was the 1959 Heisman Trophy winner and helped the Tigers to the 1958 national title. Cannon's most memorable performance came in 1959 against Ole Miss when No. 1 LSU trailed No. 3 Ole Miss 3-0 in the fourth quarter. He fielded a punt, broke seven tackles and returned it 89 yards for the 7-3 victory. He went on to a successful 11-year professional career.




## 33 SHAQUILLE O'NEAL

Shaquille O'Neal was the first pick in the 1992 NBA Draft. He was named MVP of the league in 2000 and was a three-time NBA Finals MVP after leading the Los Angeles Lakers to three World Championships. At LSU, O'Neal averaged 21.6 points and 13.6 rebounds for his career, and in 1991, he was named the World's Amateur Athlete of the Year as well as SEC Athlete of the Year and National Player of the Year. In 1997, he was named as one of the top 50 players in NBA history.



## 15 SKIP BERTMAN

A legend in the college baseball ranks, Skip Bertman created a dynasty at LSU, guiding the Tigers to five national titles in a 10-year stretch from 1991-2000. He also coached the United States to a bronze medal at the 1996 Olympics in Atlanta and was an assistant on the gold medal-winning U.S. squad in Seoul, Korea, in 1988. Bertman retired from coaching following the 2001 season and served as LSU's athletics director for seven years. Bertman was inducted into the College Baseball Hall of Fame in 2006.



## 40 RUDY MACKLIN

Rudy Macklin was a two-time basketball All-American selection during his Tiger career from 1976-81 during which time he became LSU's all-time leading rebounder with 1,276 boards and the second-leading scorer in school history behind only the legendary Pete Maravich with 2,080 points. He led the Tigers to two Elite Eight appearances and the 1981 Final Four in Philadelphia. He still holds the school single game rebound record with 32, a mark like some of the great records in any sport that may never be broken.




Tommy Casanova (left), Seimone Augustus (middle) and Rudy Macklin (right) were the last LSU greats to have their jerseys retired during the 2009-10 athletic year.



## ABOUT LSU RETIRED JERSEYS

The retirement of the jerseys of Casanova, McDonald, Macklin and Augustus comes under a new provision of the LSU jersey retirement bylaws that says the retirement of an athlete's jersey in a particular sport does not preclude a current student-athlete in that sport from wearing the jersey number in that or any other sport, subject to the discretion of the head coach. This provision applies only to jerseys retired after January 1, 2007, so the numbers worn by Maravich, Pettit, O'Neal, Cannon and Bertman may never again be worn by future student-athletes in their respective sports. To have a jersey retired at LSU, an athlete must have completed intercollegiate competition for LSU a minimum of five years prior to nomination. Athletes must have demonstrated truly unusual and outstanding accomplishments, exceeding and in addition to all criteria used for Hall of Fame selection. Nominees must have a unanimous vote of support from the Hall of Fame committee.



### 37 TOMMY CASANOVA

Tommy Casanova is the only three-time All-American in the history of LSU football and is a member of the College Football Hall of Fame. During his Tiger career from 1969-71, Casanova personified versatility for his myriad of talents as he played offense, defense, returned punts and kickoffs. One of just two three-time All-SEC performers at LSU, he played six seasons with the Cincinnati Bengals of the NFL while earning his medical degree.



### 19 BEN McDONALD

Ben McDonald won the prestigious Golden Spikes Award, given annually to the nation's most outstanding player, in 1989 and is a member of the College Baseball Hall of Fame. He led LSU to two College World Series appearances. In 1989, McDonald was named National Player of the Year by Baseball America, The Sporting News and Collegiate Baseball. He was selected by the Baltimore Orioles as the No. 1 pick in the major league draft in 1989 and went on to enjoy a 10-year major league career with the Orioles and the Milwaukee Brewers.



### 33 SEIMONE AUGUSTUS


Seimone Augustus is the only women's basketball player in school history to earn State Farm Coaches Association All-America honors three times: 2004, 2005 and 2006. Augustus became LSU's first NCAA National Player of the Year, and she claimed the honor twice in 2005 and 2006. A 2006 graduate of LSU, Augustus was the 2012 WNBA Finals MVP after winning a world title. She also led the United States to Olympic gold medals at the 2008 Beijing and 2012 London Games.

## WORLD CLASS TIGERS



### Ashleigh Clare-Kearney

- In 2009, became first LSU gymnast to capture two individual national titles
- 2009 NCAA Woman of the Year Finalist



### Aaron Hill

- Two-time MLB All-Star (2009, '12)
- 2009 American League Comeback Player of the Year
- Two-time Silver Slugger Award (2009, '12)



### Sylvia Fowles

- Three-time All-American
- 2008, 2012 U.S. Olympic Gold Medalist
- WNBA All-Star Game MVP



### Susan Jackson

- Three-time NCAA individual champion
- 2009-10 SEC Female Athlete of the Year



### Esther Jones

- 21-time track All-American
- 1992 Olympic Gold medalist



### Kimberlyn Duncan

- 2012 Bowerman Award winner
- Seven-time NCAA Champion
- 14-time track All-American




### Richard Thompson

- Eight-time track All-American
- 2012 Olympic Silver medalist
- 2008 Olympic Silver medalist



### David Toms

- Two-time SEC Golfer of the Year
- 2001 PGA Champion
- 13-time PGA Tour winner



### Rachele Fico

- Two-time NFCA First-Team All-American
- 2013 NPF Draft No. 1 pick
- 2014 All-NPF Team Selection



### Patrick Peterson

- Four-time NFL Pro Bowler (2011, '12, '13, '14)
- Two-time NFL All-Pro (2011, '13)
- NFL Record most punt return yards by a rookie in a season





### Shaquille O'Neal

A four-time NBA champion and 15-time All-Star, Shaquille O'Neal was one of the most dominant centers in NBA history. He announced his retirement from the NBA in June 2010 after a brilliant Hall of Fame career and has since become a television analyst on TNT. One of the most quotable figures on the planet, O'Neal earned his bachelor's degree from LSU in December 2000. In 2011, he penned his own biography, "Shaq Uncut, My Story," and then received his doctorate degree from Florida's Barry University in May 2012.

### Lolo Jones

A three-time national champion hurdler at LSU, Lolo Jones continues to take the sporting world by storm. Jones became an inspirational figure as a two-time World Indoor Champion and the world record holder in the 60-meter hurdles with a time of 7.72. She competed in both the 2008 Beijing and 2012 London Olympic Games and became the first LSU athlete to ever grace the cover of Time Magazine in July 2012. A 2005 graduate of LSU, Jones is now a two-sport star. She was named to the U.S. National Bobsled Team that went on to claim gold at the 2013 FIBT World Championships and compete at the 2014 Winter Olympics.



# PROMINENT LSU ALUMNI



### Eduardo Aguirre, Jr.

Named the first Director of U.S. Citizenship and Immigration Services (USCIS) for the Department of Homeland Security in 2003, Aguirre, Jr., was the U.S. Ambassador to Spain from 2005 until 2009.



### Lod Cook

Cook graduated from LSU with a bachelor's degree in mathematics in 1955 and then earned his master's degree in petro engineering in 1955. Cook served as CEO of ARCO for nine years.



### Seimone Augustus

A two-time NCAA Women's Basketball National Player of the Year, Augustus graduated from LSU in 2006. She is a two-time U.S. Olympic gold medalist and continues an All-Star pro career with the WNBA's Minnesota Lynx. She was named WNBA Finals MVP in 2012 after winning a WNBA title.



### Carlos Roberto Flores

The president of Honduras from 1998-2002, Flores helped the nation recover after Hurricane Mitch devastated the country in 1998. Flores is married to the former Mary Carol Flake, also an alumnus of LSU.



### James Carville

Carville received both a bachelor's degree and law degree from LSU and gained fame in the 1990s as the chief campaign strategist for Bill Clinton and Al Gore. Carville also penned a best-selling memoir titled "All's Fair: Love, War and Running for President."



### Jim Flores

Flores graduated with two bachelor's of science degrees; one in corporate finance in 1981 and the second in petroleum land management in 1982. Flores serves as both chairman and CEO of Flores and Rucks, Inc., a publicly held independent oil and gas company.



**Dr. Larry D. Arthur** - AIDS researcher

**Dr. Julian Bailes** - expert in neurovascular disease. Chairman of the Department of Neurosurgery and Co-Director of the NorthShore Neurological Institute

**John Ed Bradley** - Former Sports Illustrated writer and novelist. Former LSU football player

**Donna Brazile** - Vice Chairwoman of the Democratic National Committee

**John Breaux** - U.S. Senator (1987-2005) and U.S. Congressman (1972-86) from Louisiana

**Will Calhoun** - Executive Producer of television sitcom "Friends"

**Cassandra Chandler** - One of the Federal Bureau of Investigation's highest ranking African-American women as special agent in charge of the Norfolk Field office

**"Lightning Joe" Lawton Collins** - Chief of Staff for President Harry Truman

**Bill Conti** - Oscar-winning composer who has written theme music for several well-known movies, including "Rocky" and its sequels

**Eric Arturo Delvalle** - President of Panama (1985-1988)

**Dr. Alexander William "Alex" Dunlap** - Current chief veterinarian for NASA who is responsible for all NASA policies related to animal health and welfare

**A. Wright Elliott** - Retired executive vice president, Chase Manhattan Bank

**Dr. John Elstrott** - Chairman, Whole Foods Market

**Graves Erskine** - U.S. Marine Corps General in WWII

**Maxime A. Faget** - Designed Mercury and Gemini spacecrafts

**Mary Carol Flake Flores** - Former first lady of Honduras

**Murphy "Mike" Foster, Jr.** - Former governor of Louisiana (1996-2004)

**Kevin Griffin** - Lead singer of the platinum-selling rock band "Better Than Ezra"

**Paul Groves** - Award-winning tenor with the Metropolitan Opera

**Reinosuke Hara** - Former president and CEO of Seiko Instruments

**Bill Harp** - Television set decorator for series including "L.A. Law" and "The Carol Burnett Show"

**Pat Bodin** - Former CIO of Exxon Mobil

**Walter Hitesman** - Former president, Reader's Digest

**Hubert Humphrey** - U.S. vice president (1965-69)

**W. Vernon Jones** - Senior Scientist for Suborbital Research, NASA headquarters

**Catherine D. "Kitty" Kimball** - In 2009, was sworn in as first female to serve as chief justice of Louisiana's highest court

**Delos "Kip" Knight** - President of U.S. Retail Operations for H&R Block

**Harry J. Longwell** - Former Executive Vice President and Director of Exxon Mobil

**Ray Marshall** - Secretary of Labor under President Jimmy Carter

**James E. Maurin** - Founding partner and CEO of Stirling Properties, a national real estate services firm

**Adrian Mitchell** - Chief Financial Officer and Chief Operating Officer of Crate & Barrel

**Jake Lee Nettekville** - Former Managing Director of Postlethwaite and Nettekville, the largest Louisiana-based public accounting firm

**Edwin Newman** - Former NBC News journalist and author

**Carolyn Bennett Patterson** - Former senior editor, National Geographic

**J. Howard Rambin** - Former CEO and Chairman of the Board, Texaco

**Rex Reed** - Drama critic, syndicated columnist

**Maj. Gen. Thomas Rhame** - Led 1st Infantry Division against Iraq during Persian Gulf War

**Thomas O. Ryder** - Chairman of the Board, The Reader's Digest Association

**Steve Scalise** - U.S. House Majority whip

**Frances Seghers** - Senior VP of Sony Entertainment European Community Affairs, which includes Sony Music, Sony Pictures and Sony Playstation

**Dolores Spikes** - Former President of the Southern University System and the University of Maryland-Eastern Shore

**Ray Strother** - Author, political consultant

**David Suarez** - President and CEO of The Atlantic Company of America. Architect who restored the Washington Monument and the National Archives Building among others

**Olympia Vernon** - Award-winning author and recipient of an American Academy of Arts and Letters Award for her debut novel, Eden

**Rebecca Wells** - Author of the novel and film "Devine Secrets of the Ya-Ya Sisterhood"

**Joanne Woodward** - Academy Award-winning actress and wife of Paul Newman

**LSU's enrollment is more than 30,000 students, including more than 1,600 international students and nearly 5,000 graduate students.**



## Mike Papajohn

The starting centerfielder on LSU's inaugural College World Series team in 1986, Mike Papajohn today is a prominent actor in Hollywood. Papajohn was the only actor to star in four \$150 million movies in the same calendar year doing so in 2009. The LSU alumnus has appeared in blockbuster films: Spiderman, Terminator Salvation, For the Love of the Game and most recently in Jurassic World.

## Dr. James Andrews

Arguably, the world's most renowned orthopedic surgeon for knee and shoulder injuries, Andrews is a 1963 graduate of LSU and a 1967 graduate of LSU Medical School. He has worked on numerous all-star athletes, including Michael Jordan, Drew Brees, Brett Favre and Albert Pujols. Andrews is also the founder of the American Sports Medicine Institute (ASMI).



## Sylvia Fowles

Fowles was a two-time WBCA first-team All-American before her pro career with the WNBA's Chicago Sky and Minnesota Lynx. She was named the WNBA Finals MVP in 2015. Most notably, Fowles was a member of U.S. Olympic Gold Medal teams in 2008 Beijing and 2012 London.



## David Steiner

A 1982 LSU graduate, Steiner has served as the CEO of Waste Management since 2004. Under Steiner's leadership, the Houston-based company was named one of the World's Most Ethical Companies by Ethisphere in 2008.



## Mary L. Landrieu

Landrieu became the first woman from Louisiana selected to a full term in the United States Senate in 1996. In 2014, she was appointed chair of the Senate Energy and Natural Resources Committee.



## John Havens

A 1978 LSU graduate in geology, Havens is president of Seismic Exchange (SEI) and vice-chairman of the Houston Astros. He is also owner of Cal-a-Vie Health Spa in San Diego that was voted the No. 1 destination spa by "Travel + Leisure" magazine in 2013.



## Suzanne Perron


A 1991 LSU graduate, Perron is a rising star in the design world having worked with top designers Vera Wang and Carolina Herrera. Perron has designed dresses for Hollywood stars Jennifer Lopez, Mariska Hargitay and Holly Hunter, among others.



## Marty Sixkiller

Senior Technical Director for PDI/DreamWorks' movies "Antz," "Shrek," "Shrek 2," "Shrek the Third," "Madagascar" and "Over the Hedge."





### On the Prowl

Mike the Tiger was recently ranked in the top three in a Bleacher Report poll of college football's top live mascots. Mike's habitat is one of the most visited attractions in the state of Louisiana located in the shadows of the north endzone of Tiger Stadium.



# MIKE THE TIGER

## History of Mike

Few mascots in the country are as admired as Mike the Tiger. LSU's live Bengal mascot serves as the graphic image of all LSU athletic teams. The school has had six mascots, with the most recent, Mike VI, taking over the reign prior to the 2007 national championship football season. LSU veterinarian Dr. David Baker began the search for the young tiger after his predecessor, Mike V, died in May 2007 of renal failure at the age of 17. The 10-year-old Bengal/Siberian mix, formerly known as "Roscoe," was donated to LSU by Great Cats of Indiana in Idaville, Ind., a nonprofit sanctuary and rescue facility for big cats and other large carnivores.

Mike's ride through Tiger Stadium before home games in a travel trailer topped by the LSU cheerleaders is a school tradition. Before entering the stadium, his trailer on wheels is parked next to the opponent's locker room in the southeast end of the stadium. Opposing players must make their way past Mike's trailer to reach their locker room.

Tradition dictates that the Tigers will score a touchdown for every growl issued by Mike before a football game. For many years, Mike was prompted to roar by pounding on the cage. Objections of cruel punishment brought about the use of recorded growls



**Trainer and namesake Mike Chambers with Mike I housed in City Park Zoo.**


to play to the crowd before the games. That practice was discontinued shortly afterward and today Mike participates in the pregame tradition without provocation.

In the mid-1980s, pranksters cut the locks on Mike IV's cage and freed him in the early-morning hours just days before the annual LSU-Tulane clash. Mike roamed free, playfully knocking down several small pine trees in the area, before being trapped in the Bernie Moore Track Stadium where police used tranquilizer guns to capture and return the Bengal tiger to his home.

The incident was reminiscent of a kidnapping of Mike I many years ago by Tulane students before a Tiger-Green Wave battle.



**Prior to kickoff Mike VI and the LSU cheerleaders parade around the field of Tiger Stadium.**



1936-1956

## Mike I

The original Mike was purchased from the Little Rock Zoo in 1936 for \$750, with money contributed by the student body. Originally known as "Sheik" at the time of his purchase, his name was changed to Mike to honor Mike Chambers who served as LSU's athletic trainer when the first mascot was purchased. The first Mike was housed in the Baton Rouge Zoo for one year before a permanent home was constructed near Tiger Stadium. Mike I reigned for 20 years before dying of pneumonia.





## Mike's Habitat

In 2005, a new environment (above) was created for Mike that is 15,000 square feet in size with lush planting, a large live oak tree, a beautiful waterfall and a stream evolving from a rocky backdrop overflowing with plants and trees. The habitat has, as a backdrop, an Italianate tower - a campanile - that creates a visual bridge to the Italianate architectural vernacular that is the underpinning of the image of the entire beautiful LSU campus. This spectacular habitat features state-of-the-art technologies, research, conservation and husbandry programs, as well as educational, interpretive and recreational activities. It is, in essence, one of the largest and finest Tiger habitats in the United States.



## Sneaux Day

On Dec. 11, 2008, a winter storm that hadn't been seen in decades blanketed Baton Rouge. The early white Christmas gave Mike VI, LSU's live Bengal/Siberian tiger, a chance to relax and play in nearly two inches of accumulation.



1956-1958

## Mike II

The second Mike served a brief reign, lasting only through the 1957 season before dying of pneumonia in the spring of 1958. He was born at the Audubon Zoo in New Orleans and came to LSU on Sept. 28, 1956. The young tiger was held overnight in Tiger Stadium and unveiled Sept. 29, the opening day of the football season.



1958-1976

## Mike III

Just in time for the 1958 national championship season, Mike III was purchased from the Woodland Park Zoo in Seattle, Wash., following a "national search" by then-athletic director Jim Corbett. The student body contributed \$1,500 for the purchase of the tiger. Mike III served as mascot for 18 seasons, dying after the only losing season of his reign, as LSU posted a 5-6 record in 1975.



1976-1990

## Mike IV

Mike IV reigned over Tiger athletics for 14 years after being donated to the school by August A. Busch III from the Dark Continent Amusement Park in Tampa, Fla., on Aug. 29, 1976. Born on May 15, 1974, Mike's age and health were determining factors in his retirement to the Baton Rouge Zoo in 1990. Mike IV died of old age in March of 1995 at the age of 21.



1990-2007

## Mike V

Mike V was donated by Dr. Thomas and Caroline Atchison of the Animal House Zoological Park in Moulton, Ala. Dr. Sheldon Bivin of the LSU School of Veterinary Medicine traveled to Alabama and brought the baby tiger back to Baton Rouge. Born Oct. 18, 1989, the new tiger was introduced to LSU fans at a basketball game against Alabama in February of 1990. He officially began his reign on April 30, 1990, when he was moved into the tiger habitat across from Tiger Stadium. Mike V died on May 18, 2007, at the age of 17.



2007-present

## Mike VI

Mike VI arrived in Baton Rouge on Aug. 25, 2007, thanks to the donation by Great Cats of Indiana. He was officially designated as the successor to Mike V on Sept. 8, when LSU played host to Virginia Tech. Six days later, on Sept. 14, 2007, a ceremony was held to honor Mike V and dedicate the habitat to Mike VI. The 10-year-old Bengal/Siberian mix, formerly known as "Roscoe," reigned over a football national title in his first year and a 2011 Southeastern Conference championship and perfect regular season.





Give & Geaux members have the opportunity of purchasing tickets to the postseason banquet.

## Give & Geaux Club

The Give & Geaux Club (formerly Lady Tiger Elite) is the official booster club of LSU Women's Basketball established by head coach Nikki Fargas. The purpose of the Give & Geaux Club is to provide operating funds that will be used to promote and support the LSU women's basketball program. Members will have exclusive access and benefits throughout the season and offseason. The membership is broken up into three different levels:

Benefits	Courtside \$250	Center Court \$500	Full-Court \$1,000
Autographed Team Poster	X	X	X
Attend Team Practices*	X	X	X
Give & Geaux Club T-Shirt	X	X	X
Pregame Meals with Chalk Talk	X	X	X
Media Guide		X	X
Tickets (2) to Postseason Awards Banquet		X	X
Team Highlight DVD		X	X
Exclusive LSU Gift		X	X
Dinner with Coach Fargas			X
Exclusive Pullover			X
Guest Coach Passes (2) to SEC Game (based on availability)			X
TAF Priority Points	0.25	0.50	1.00

\*Attendance is at discretion of Coach Fargas (call ahead for times and location.)



***"The tireless support of Lady Tiger fans is what makes LSU the greatest women's basketball program in the country. Our dedicated fans lay the foundation for our success. Together, we will strive to be elite."***  
***-Head Coach Nikki Fargas***





# 2015-16 Cheerleaders

**Front row (Left to Right):** Chase Lopez, Andrew Walters, Kaitlyn Shemroske, Brennan Skinner, Bria Davis, Joshua Shephard, Lindsay Allen, Zack Hill, Sarah Stout, Ben Cartner, Jessie Majorie, Kristen Baudin, John Mark Lambert, Taylor Tucker, Chanse Kendrick, Melissa McGee, DJ Brown, Allie Thorpe, Evan Lafleur, Elizabeth Giattina, David Trepagnier Jr., Kyle Pecoraro.

**Back row (Left to Right):** Shelby Brennan (Coach), Chris Bradford (Coach), Bailey Saucier, Emile Jeunesse, Kylie Sceroler, Bryan Howe, Brenna Breaux, Christopher Gonzalez, Ali Simon, Daniel Gegenheimer, Hailey Prattini, Austin Lavin, Zachary Nelson, Callie Frey, Megan Haydel, Brandon Billy, William Underwood, Lily Lowry, Jaime Acosta, Rachel Rispone, Noah Rogers, Elizabeth LeRouge, Matthew Haltom, Allison Smith, Harrison Trepagnier, LeLe Keller, Tanner Lyday (Coach), Pauline Zernott (Coach).



# 2015-16 Tiger Girls

**Front row (left to right):** Regen Lavergne, Samantha Nevin, Macy Alexander, Morgan Clay, Aubrey Daboval, Cersten Bradley

**Middle row (left to right):** Emily Sullivan, Kristen Lebato, Bryce Tramonte, Heidey Hanks, Alexandra Chiasson, Jenna Hebert, Lauren Dionne

**Back row (left to right):** Leanna Higgins, Payton Ibos, Samantha Ponseti, Bailey Nance, Lauren Sullivan, Emma Moore, Micah Odom, Olivia Priola





## 4 • Anne Pedersen

G/F • 6-1 • R Sr.-3L

Copenhagen, Denmark (The Rock School - Fla.)

### TOP SCORING GAMES

RANK	POINTS	OPPONENT	DATE
1	14	at Florida	Jan. 2, 2015
2	13	at Missouri	Jan. 16, 2014
3	11	at No. 1 South Carolina	Feb. 12, 2015
	11	at Auburn	Feb. 5, 2015
	11	vs. Santa Clara	Nov. 25, 2014
	11	Jackson State	Nov. 17, 2014
7	10	Southeastern Louisiana	Dec. 14, 2014
8	9	Missouri	Feb. 2, 2015
9	8	Hampton	Nov. 20, 2013
	8	vs. Auburn	March 7, 2013 - SEC 2nd Round

### CAREER

Pedersen has registered 96 appearances and has earned 30 starts, 27 of which came during her junior season ... Has averaged 3.1 points and 1.4 rebounds in three seasons as a Lady Tiger ... Used her medical redshirt in 2011-12 due to a left knee injury during the preseason ... Native of Denmark and was a member of the Danish National Team for four years ... Earned her degree in sports administration in Spring 2015.

### HONORS & AWARDS

2014-15 SEC Academic Winter Honor Roll  
2014-15 Most Improved Player • LSU Team Award

### REDSHIRT JUNIOR SEASON (2014-15)

Started in 27 of LSU's 31 games which included the final 17 games of her redshirt

junior season ... Chipped in 5.4 points, 2.0 rebounds and 1.1 assists per game ... Registered 11 points and three rebounds against Jackson State (Nov. 17) ... The 11 points was her second-highest scoring output of her career at the time ... Garnered 11 points coupled with five rebounds and three assists versus Santa Clara (Nov. 25) ... Tacked on 10 points, five rebounds and a career-high four assists against Southeastern Louisiana (Dec. 14) ... Started SEC play strong and racked up a career-high 14 points on a flawless 6-of-6 effort from the floor at Florida (Jan. 2) ... Picked up eight points and two steals against No. 1 South Carolina (Jan. 4) ... Added a season's best five rebounds versus Vanderbilt (Jan. 8) ... Provided at least five points in eight of her last 13 outings (Jan. 22-March 21) ... Picked up nine points and two assists versus Missouri (Feb. 2) ... Amassed 11 points at Auburn (Feb. 5) ... Came away with 11 points on 5-of-10 from the floor and handed out two assists at No. 1 South Carolina (Feb. 12) ... Distributed a career-high tying five assists and scored five points against Georgia (Feb. 19) ... Notched six points and two assists versus No. 18 Texas A&M (March 6) during LSU's quarterfinal win at the SEC Tournament ... Collected 27 of her 30 career starts in 2014-15 after 61 of her 64 appearances were off the bench over her first two seasons.

### REDSHIRT SOPHOMORE SEASON (2013-14)

One of five players to see action in all 34 games, all 34 appearances came off the bench ... Notched 2.3 points, 1.5 rebounds and 0.5 assists per game ... Registered 10-plus minutes of action during 24 of her 34 appearances and hit multiple field goals 10 times ... Connected for six points on 2-for-2 shooting against Saint Joseph's (Nov. 10) ... Provided six points and three assists at No. 4 Louisville (Nov. 14) ... Registered a then career-high tying eight points to go along with a career-best eight rebounds versus Hampton (Nov. 20) ... Dished out a career-high five assists and added five points against Indiana State (Dec. 3) ... Secured five points and three rebounds versus Florida Gulf Coast (Dec. 17) ... Racked up a career-high 13 points aided by a 3-for-3 performance from three-point territory to go along with three rebounds at Missouri (Jan. 16) ... Came away with two points, three rebounds and an assist against Auburn (Jan. 23) ... Chipped in seven points on 2-of-4 shooting versus Alabama (March 6) during SEC Tournament win.

### REDSHIRT FRESHMAN SEASON (2012-13)

Tallied 28 of her 31 appearances off the bench ... Averaged 12.5 minutes per game with 1.7 points and 0.8 rebounds per game ... Buried her first career three and added another jumper in a five-point effort at Florida International (Nov. 25) while playing 13 minutes ... Made her first career start against East Tennessee State (Dec. 13) and responded with seven points which included a three-pointer and three assists over a career-best 29 minutes of action ... Collected six points where she made the first two free throws of her career and notched two steals versus New Orleans (Dec. 31) ... Pulled down a season-high five rebounds in 15 minutes at Arkansas (Jan. 10) ... Saw her most extensive action of SEC play in 23 minutes against Mississippi State (Jan. 13) where she tallied four points and two steals ... Made her first career SEC start against No. 12 Tennessee (Feb. 7) and played six minutes ... Registered a career-high eight points on four made field goals in 19 minutes in the second round of the SEC Tournament against Auburn (March 7) ... Connected for three straight jumpers during an 8-0 first-half run as LSU separated the score over Auburn.

### FRESHMAN SEASON (2011-12)

Redshirted as a true freshman after injuring her left knee during the preseason.

### HIGH SCHOOL

Outstanding guard prospect who moved to the United States in August of 2010 ... Member of the Danish National Team for four years and was also a Scandinavian All-Star ... Played half of the 2010-11 season at The Rock High School in Gainesville, Fla., before suffering a torn meniscus in her left knee on Jan. 4, 2011 ... Sidelined two months after surgery but returned to full strength ... In her second year with the Danish National squad, posted 17.5 points per game at the European Championships ... Averaged 12.4 PPG the following season ... Coached at The Rock School by Fabian Chapov ... An honor student in the classroom ... Also grew up playing tennis and participating in gymnastics.

### PERSONAL

Full name is Anne Hee Pedersen ... Born March 26, 1992 in Copenhagen, Denmark ... Daughter of Hans Pedersen ... Has three siblings: Jan, Per and Lea ... Chose to attend LSU because of "the quality and tradition of the program and the opportunity to play in the SEC."



## PEDERSEN'S GAME-BY-GAME STATISTICS • 2012-13 SEASON

OPPONENT	GS	MIN	FG	PCT	3FG	PCT	FT	PCT	RB	PF	A	TO	BL	ST	PT
WICHITA STATE	12	1-3	.333	0-0	.000	0-0	.000	0-0-0	3	1	0	0	0	2	
at Hampton	15	0-1	.000	0-0	.000	0-2	.000	1-1-2	3	0	0	0	0	0	
at Georgetown	1	0-0	.000	0-0	.000	0-0	.000	0-0-0	1	0	1	0	0	0	
vs #12 West Virginia	8	0-0	.000	0-0	.000	0-0	.000	0-0-0	2	0	0	0	0	0	
at Florida International	13	2-4	.500	1-2	.500	0-0	.000	0-0-0	1	0	0	0	0	5	
NC STATE	7	1-3	.333	0-0	.000	0-0	.000	1-0-1	0	0	1	0	0	2	
TULANE	9	0-0	.000	0-0	.000	0-0	.000	0-0-0	0	1	1	0	0	0	
EAST TENNESSEE ST.	* 29	3-6	.500	1-1	1.000	0-0	.000	0-2-2	1	3	1	1	0	7	
LOUISIANA TECH	16	0-0	.000	0-0	.000	0-0	.000	0-1-1	1	1	0	1	1	0	
GRAMBLING	20	2-2	1.000	0-0	.000	0-0	.000	0-3-3	0	1	0	0	0	4	
MCNEESE STATE	7	0-0	.000	0-0	.000	0-0	.000	0-2-2	1	0	0	0	0	0	
at Florida Gulf Coast	* 12	0-1	.000	0-0	.000	0-0	.000	0-2-2	1	0	1	0	0	0	
UNO	25	2-4	.500	0-0	.000	2-2	1.000	0-0-0	1	2	1	0	2	6	
OLE MISS	12	1-1	1.000	0-0	.000	0-0	.000	0-0-0	0	2	1	0	0	2	
at Florida	7	0-1	.000	0-0	.000	0-0	.000	0-0-0	1	1	1	0	0	0	
at Arkansas	15	0-1	.000	0-0	.000	0-0	.000	1-4-5	0	0	0	0	0	0	
MISSISSIPPI STATE	23	1-2	.500	0-0	.000	2-2	1.000	0-2-2	1	0	0	0	2	4	
at #19 South Carolina	DNP														
VANDERBILT	13	0-2	.000	0-0	.000	0-0	.000	0-0-0	1	0	1	0	0	0	
at #5 Kentucky	DNP														
at Auburn	7	0-2	.000	0-1	.000	0-0	.000	0-0-0	1	0	0	0	0	0	
#14 TEXAS AGM	4	0-0	.000	0-0	.000	0-0	.000	1-0-1	1	0	1	0	0	0	
#12 TENNESSEE	* 6	0-1	.000	0-0	.000	0-0	.000	0-0-0	0	0	0	0	0	0	
#9 GEORGIA	4	0-0	.000	0-0	.000	0-0	.000	0-0-0	0	0	0	0	0	0	
at Mississippi State	19	2-2	1.000	0-0	.000	0-0	.000	0-0-0	1	0	2	0	1	4	
at Missouri	5	0-1	.000	0-0	.000	0-0	.000	0-0-0	0	0	0	0	0	0	
#5 KENTUCKY	4	0-0	.000	0-0	.000	0-0	.000	0-0-0	1	0	0	0	0	0	
ALABAMA	22	1-4	.250	0-1	.000	2-2	1.000	1-1-2	1	1	0	0	0	4	
at #14 Texas AGM	DNP														
vs Auburn	19	4-7	.571	0-0	.000	0-0	.000	0-1-1	4	1	1	0	0	8	
vs #12 Georgia	18	1-3	.333	0-1	.000	0-0	.000	0-0-0	1	1	0	0	0	2	
#20 GREEN BAY	12	0-2	.000	0-0	.000	0-0	.000	0-1-1	0	1	1	0	0	0	
#8 PENN STATE	19	0-0	.000	0-0	.000	0-0	.000	0-0-0	1	0	1	0	0	0	
vs #6 California	5	1-1	1.000	0-0	.000	0-0	.000	0-0-0	1	0	0	0	0	2	

## PEDERSEN'S GAME-BY-GAME STATISTICS • 2013-14 SEASON

OPPONENT	GS	MIN	FG	PCT	3FG	PCT	FT	PCT	RB	PF	A	TO	BL	ST	PT
STEPHEN F. AUSTIN	16	0-3	.000	0-0	.000	2-2	1.000	1-2-3	0	0	2	0	0	2	
SAINT JOSEPH'S	16	2-2	1.000	0-0	.000	2-2	1.000	0-3-3	2	1	1	0	0	6	
at #4 Louisville	18	2-3	.667	0-1	.000	2-2	1.000	1-0-1	3	3	0	0	0	6	
HAMPTON	25	4-8	.500	0-0	.000	0-2	.000	7-1-8	4	1	4	0	0	8	
at Louisiana Tech	22	3-4	.750	0-0	.000	0-0	.000	0-1-1	1	1	1	0	0	6	
vs Rutgers	17	0-2	.000	0-0	.000	0-0	.000	0-0-0	2	0	2	0	0	0	
vs Michigan	12	0-3	.000	0-1	.000	0-0	.000	0-0-0	1	0	0	0	1	0	
INDIANA STATE	24	2-5	.400	1-1	1.000	0-0	.000	1-2-3	2	5	4	0	0	5	
at UALR	22	2-3	.667	0-1	.000	0-0	.000	0-2-2	1	0	2	0	0	4	
FLORIDA GULF COAST	18	2-4	.500	1-2	.500	0-0	.000	1-2-3	1	1	1	0	0	5	
at North Carolina State	7	0-0	.000	0-0	.000	0-0	.000	0-0-0	1	0	1	0	0	0	
JACKSON STATE	14	0-3	.000	0-0	.000	0-0	.000	2-2-4	0	0	2	0	1	0	
at #5 Tennessee	9	0-2	.000	0-0	.000	0-0	.000	0-2-2	1	0	0	0	0	0	
at Tulane	16	2-2	1.000	0-0	.000	0-0	.000	0-0-0	1	2	1	0	0	4	
TEXAS AGM	19	1-4	.250	0-1	.000	0-0	.000	2-0-2	2	2	0	0	0	2	
FLORIDA	12	0-1	.000	0-0	.000	1-2	.500	1-2-3	4	0	1	0	0	1	
at Missouri	23	4-6	.667	3-3	1.000	2-4	.500	1-2-3	1	1	4	0	0	13	
at #24 Vanderbilt	17	0-2	.000	0-1	.000	0-0	.000	0-1-1	0	1	1	0	0	0	
AUBURN	16	1-2	.500	0-1	.000	0-0	.000	0-3-3	1	1	0	0	0	2	
at Ole Miss	12	1-3	.333	0-2	.000	0-0	.000	0-0-0	0	0	0	0	0	2	
MISSISSIPPI STATE	7	0-0	.000	0-0	.000	0-0	.000	0-0-0	1	0	2	0	0	0	
at #13 Kentucky	15	1-5	.200	0-1	.000	0-0	.000	0-0-0	0	0	1	0	0	2	
MISSOURI	6	0-1	.000	0-0	.000	0-0	.000	0-1-1	0	0	1	0	1	0	
at #19 Texas AGM	3	0-1	.000	0-1	.000	0-0	.000	0-0-0	2	0	1	0	0	0	
#5 SOUTH CAROLINA	10	0-2	.000	0-1	.000	0-0	.000	0-1-1	0	0	0	1	0	0	
at Georgia	6	0-0	.000	0-0	.000	0-0	.000	1-0-1	0	0	1	0	0	0	
ARKANSAS	16	0-1	.000	0-1	.000	0-0	.000	1-1-2	0	0	1	0	0	0	
#10 TENNESSEE	7	0-1	.000	0-0	.000	0-0	.000	0-0-0	1	0	0	0	0	0	
at Alabama	9	1-3	.333	0-1	.000	0-0	.000	0-1-1	2	0	0	1	0	2	
vs Alabama	20	2-4	.500	1-1	1.000	2-2	1.000	0-1-1	2	0	0	0	0	7	
vs #6 Tennessee	14	0-1	.000	0-1	.000	2-2	1.000	0-0-0	1	0	1	0	0	2	
GEORGIA TECH	9	0-0	.000	0-0	.000	0-0	.000	1-0-1	1	0	0	0	0	0	
#7 WEST VIRGINIA	5	0-0	.000	0-0	.000	0-0	.000	0-0-0	0	0	1	0	0	0	
vs #4 Louisville	17	0-3	.000	0-2	.000	0-0	.000	0-0-0	1	0	0	0	0	0	

## PEDERSEN'S CAREER STATISTICS

YEAR	GP-GS	MIN/AVG	FG-FGA	PCT	3-POINT FG-FGA	PCT	FT-FTA	PCT	REBOUND OFF-DEF-TOT	AVG	PF-FO	AST	TO	BLK	STL	PTS/AVG
2012-13	31-3	388/12.5	22-54	.407	2-6	.333	6-8	.750	5-20-25	0.8	30-0	16	15	2	6	52/1.7
2013-14	34-0	479/14.1	30-84	.357	6-23	.261	13-18	.722	20-30-50	1.5	39-0	18	36	2	3	79/2.3
2014-15	31-27	745/24.0	62-165	.376	12-46	.261	31-37	.838	20-42-62	2.0	81-4	35	41	8	13	167/5.4
<b>TOTAL</b>	<b>96-30</b>	<b>1612/16.8</b>	<b>114-303</b>	<b>.376</b>	<b>20-75</b>	<b>.267</b>	<b>50-63</b>	<b>.794</b>	<b>45-92-137</b>	<b>1.4</b>	<b>150-4</b>	<b>69</b>	<b>92</b>	<b>12</b>	<b>22</b>	<b>298/3.1</b>

## PEDERSEN'S GAME-BY-GAME STATISTICS • 2014-15 SEASON

OPPONENT	GS	MIN	FG	PCT	3FG	PCT	FT	PCT	RB	PF	A	TO	BL	ST	PT
LITTLE ROCK	*	20	0-2	.000	0-1	.000	2-2	1.000	0-0-0	4	1	1	0	0	2
SAM HOUSTON ST.	*	21	2-5	.400	0-1	.000	2-2	1.000	1-1-2	1	1	1	0	1	6
JACKSON STATE	*	33	4-11	.364	0-3	.000	3-3	1.000	1-2-3	2	2	2	1	1	11
TULANE	*	23	1-2	.500	1-1	1.000	0-0	.000	0-1-1	4	3	3	0	2	3
#22 RUTGERS	*	31	2-9	.222	0-2	.000	2-2	1.000	0-0-0	5	2	3	0	1	6
vs Santa Clara	*	27	3-6	.500	3-5	.600	2-2	1.000	1-4-5	2	3	1	0	0	11
LOUISIANA TECH	*	27	2-4	.500	0-1	.000	2-2	1.000	0-3-3	1	0	1	0	0	6
SOUTHEASTERN LA.	*	34	4-11	.364	2-3	.667	0-0	.000	2-3-5	1	4	2	0	0	10
at Long Beach State	*	17	1-4	.250	0-1	.000	0-0	.000	1-1-2	3	0	3	0	0	2
at UC Santa Barbara		19	1-3	.333	0-1	.000	1-2	.500	0-1-1	2	0	3	0	0	3
vs UNC Greensboro	*	18	1-5	.200	0-1	.000	2-2	1.000	3-1-4	3	0	1	0	0	4
at Miami		5	0-0	.000	0-0	.000	0-0	.000	0-0-0	1	0	0	0	0	0
at Florida		21	6-6	1.000	1-1	1.000	1-3	.333	1-3-4	5	0	0	0	0	14
#1 SOUTH CAROLINA		26	3-8	.375	1-3	.333	1-2	.500	1-0-1	3	0	2	0	2	8
VANDERBILT	*	28	0-4	.000	0-1	.000	2-2	1.000	3-2-5	2	0	0	0	1	2
at #9 Texas AGM	*	20	2-6	.333	0-3	.000	0-0	.000	0-1-1	2	1	1	1	1	4
at #15 Mississippi St.	*	18	0-0	.000	0-0	.000	0-0	.000	0-1-1	4	0	2	0	0	0
#10 KENTUCKY	*	21	2-5	.400	0-1	.000	0-0	.000	0-0-0	4	1	2	1	0	4
at #5 Tennessee	*	22	2-3	.667	0-1	.000	1-2	.500	1-0-1	1	1	1	0	0	5
OLE MISS	*	23	1-6	.167	0-1	.000	4-4	1.000	2-2-4	1	1	3	0	1	6
MISSOURI	*	30	4-9	.444	1-3	.333	0-0	.000	0-1-1	2	2	0	1	1	9
at Auburn	*	34	4-10	.400	0-3	.000	3-3	1.000	1-1-2	1	0	1	0	1	11
ALABAMA	*	21	2-4	.500	0-0	.000	0-0	.000	1-1-2	4	1	0	2	0	4
at #1 South Carolina	*	29	5-10	.500	1-2	.500	0-0	.000	0-0-0	5	2	0	0	1	11
GEORGIA	*	33	2-5	.400	1-3	.333	0-0	.000	0-1-1	1	5	0	1	0	5
at Arkansas	*	29	2-5	.400	0-0	.000	0-0	.000	1-3-4	5	0	2	0	0	4
at Ole Miss	*	29	2-7	.286	0-0	.000	1-2	.500	0-3-3	2	1	0	0	0	5
#12 TEXAS AGM	*	17	1-3	.333	0-1	.000	0-0	.000	0-2-2	2	1	0	0	0	2
vs #18 Texas AGM	*	32	2-6	.333	0-0	.000	2-2	1.000	0-0-0	2	2	1	0	0	6
vs #3 South Carolina	*	22	0-2	.000	0-1	.000	0-0	.000	0-2-2	2	1	2	1	0	0
vs #25 USF	*	15	1-4	.250	1-2	.500	0-0	.000	0-2-2	4	0	3	0	0	3





## 3 • Akilah Bethel

F • 6-0 • R Sr.-1L

Baltimore, Md. (Academy of Holy Cross/West Virginia)

### TOP SCORING GAMES

RANK	POINTS	OPPONENT	DATE
1	16	Tulane	Nov. 19, 2014
2	13	at No. 9 Texas A&M	Jan. 11, 2015
3	10	vs. Santa Clara	Nov. 25, 2014
4	9	Vanderbilt	Jan. 8, 2015
	9	at Long Beach State	Dec. 16, 2014
	9	Southeastern Louisiana	Dec. 14, 2014
7	8	at UC Santa Barbara	Dec. 19, 2014
	8	No. 22 Rutgers	Nov. 22, 2014
9	7	Georgia	Feb. 19, 2015
	7	at No. 15 Mississippi State	Jan. 15, 2015

### CAREER

Transferred from West Virginia to LSU ... Due to NCAA rules, sat out the 2013-14 season ... Saw her first season of action at LSU as a redshirt junior during the 2014-15 season ... Played her freshman and sophomore seasons at West Virginia after starring at Academy of Holy Cross in Maryland.

### REDSHIRT JUNIOR SEASON (2014-15)

Bethel started 13 times as a forward on LSU's front line with 17 of her final 18 appearances of the season coming off the bench (Jan. 4-March 21) ... Produced 4.9 points, 4.3 rebounds and 1.5 steals per game ... Secured at least five points in 16 of 31 games and at least five rebounds in 15 of 31 games ... Collected six points, five rebounds and a season-high four steals versus Jackson State (Nov. 17) ... Ripped off a season's best 16 points on 7-of-10 shooting coupled with five rebounds and three steals against Tulane (Nov. 19) ... Notched 10 points and six rebounds against Santa Clara (Nov. 25) ... Provided nine points and seven rebounds versus Southeastern

Louisiana (Dec. 14) ... Tacked on nine points and nine rebounds at Long Beach State (Dec. 16) ... Contributed eight rebounds and a season-high five assists against UNC Greensboro (Dec. 28) ... Turned in her first career double-double with 13 points and a career-high 10 rebounds at No. 9 Texas A&M (Jan. 11) ... Added seven points and equaled a career-high with four steals at No. 15 Mississippi State (Jan. 15) ... Came away with seven points and three rebounds versus Georgia (Feb. 19) ... Returned to the starting lineup at Ole Miss (Feb. 26) where she tallied three points, five rebounds and two steals ... Picked up five points and eight rebounds against No. 18 Texas A&M (March 6) during LSU's quarterfinal win at the SEC Tournament.

### SOPHOMORE SEASON (2012-13 AT WEST VIRGINIA)

Saw action in 17 games and averaged 3.0 points per contest before sustaining a season-ending knee injury on Jan. 19 against Baylor ... Scored seven points with three assists, four rebounds and two steals in a loss to LSU at the FIU Thanksgiving Classic on Nov. 23.

### FRESHMAN SEASON (2011-12 AT WEST VIRGINIA)

Played in 25 games and averaged 3.8 points and 10.8 minutes per contest ... Recorded a pair of double-figure scoring games, including 12 points on 5-of-11 shooting against North Carolina Central ... Led WVU with a season-best nine rebounds in the Big East Championship semifinals against Notre Dame ... Was perfect from the free throw line on six occasions, shooting 66.7 percent (14-of-21) for the season ... Played in all five postseason games.

### HIGH SCHOOL

Prepped at Academy of Holy Cross in Kensington, Md., and was named team MVP as a senior after producing 12.8 points, 5.2 rebounds, 3.6 assists and 2.5 steals per game ... Named first-team all-conference in the prestigious Washington Catholic Athletic Conference ... Eclipsed 1,000 points for her career and was a first-team All-Gazette selection ... Helped Holy Cross to a 15-4 team record and the WCAC semifinal game as a senior.

### PERSONAL

Born April 15, 1993 in Baltimore, Md. ... Daughter of Robert Bethel and Tammy Irvine ... Has two older brothers - Vernon and Morgan and one older sister - Monatara ... Majoring in mass communications.





## BETHEL'S CAREER HIGHS

### POINTS

16; Tulane; Nov. 19, 2014

### REBOUNDS

10; at No. 9 Texas A&M; Jan. 11, 2015

### FIELD GOALS MADE

7; Tulane; Nov. 19, 2014

### FIELD GOALS ATTEMPTED

10; Tulane; Nov. 19, 2014

### 3-POINT FIELD GOALS MADE

N/A

### 3-POINT FIELD GOALS ATTEMPTED

N/A

### FREE THROWS MADE

7; at No. 9 Texas A&M; Jan. 11, 2015

### FREE THROWS ATTEMPTED

8; at No. 9 Texas A&M; Jan. 11, 2015

### ASSISTS

5; vs. UNC Greensboro; Dec. 28, 2014

### STEALS

4; three times; last: Ole Miss; Jan. 29, 2015

### BLOCKS

2; No. 10 Kentucky; Jan. 18, 2015

### MINUTES

32; twice; last: vs No. 18 Texas A&M; March 6, 2015

## BETHEL'S GAME-BY-GAME STATISTICS • 2014-15 SEASON

OPPONENT	GS	MIN	FG	PCT	3FG	PCT	FT	PCT	RB	PF	A	TO	BL	ST	PT
LITTLE ROCK	*	19	2-3	.667	0-0	.000	2-2	1.000	0-2-2	4	0	4	0	0	6
SAM HOUSTON ST.	*	17	2-5	.400	0-0	.000	1-3	.333	2-3-5	2	1	2	0	3	5
JACKSON STATE	*	32	3-7	.429	0-0	.000	0-2	.000	1-4-5	3	1	2	1	4	6
TULANE	*	29	7-10	.700	0-0	.000	2-4	.500	2-3-5	4	0	1	0	3	16
#22 RUTGERS	*	19	3-6	.500	0-0	.000	2-2	1.000	2-1-3	3	2	2	0	2	8
vs Santa Clara	*	26	3-8	.375	0-0	.000	4-6	.667	5-1-6	4	2	2	0	0	10
LOUISIANA TECH	*	19	2-5	.400	0-0	.000	1-2	.500	1-3-4	4	2	4	0	2	5
SOUTHEASTERN LA.	*	31	4-9	.444	0-0	.000	1-2	.500	1-6-7	2	0	3	1	0	9
at Long Beach State	*	24	3-9	.333	0-0	.000	3-6	.500	5-4-9	4	0	3	0	2	9
at UC Santa Barbara		19	3-5	.600	0-0	.000	2-3	.667	2-5-7	3	1	0	0	1	8
vs UNC Greensboro	*	19	1-6	.167	0-0	.000	0-0	.000	5-3-8	2	5	1	0	0	2
at Miami	*	19	2-2	1.000	0-0	.000	0-1	.000	1-5-6	4	2	4	0	1	4
at Florida	*	15	1-2	.500	0-0	.000	0-0	.000	2-3-5	2	0	3	1	1	2
#1 SOUTH CAROLINA		13	0-3	.000	0-0	.000	1-2	.500	2-1-3	2	0	2	0	1	1
VANDERBILT		16	4-5	.800	0-0	.000	1-2	.500	1-3-4	3	2	0	0	1	9
at #9 Texas A&M		26	3-6	.500	0-0	.000	7-8	.875	7-3-10	1	0	1	0	2	13
at #15 Mississippi State		29	2-2	1.000	0-0	.000	3-4	.750	4-0-4	2	0	0	0	4	7
#10 KENTUCKY		21	1-2	.500	0-0	.000	0-0	.000	2-2-4	2	1	0	2	2	2
at #5 Tennessee		17	0-3	.000	0-0	.000	0-0	.000	0-1-1	4	2	1	0	0	0
OLE MISS		19	1-1	1.000	0-0	.000	1-3	.333	0-2-2	4	3	2	0	4	3
MISSOURI		21	0-1	.000	0-0	.000	1-4	.250	4-2-6	2	0	2	0	2	1
at Auburn		10	1-1	1.000	0-0	.000	0-0	.000	0-2-2	3	0	2	0	1	2
ALABAMA		7	0-1	.000	0-0	.000	0-0	.000	0-2-2	2	0	0	0	1	0
at #1 South Carolina		9	0-1	.000	0-0	.000	0-0	.000	0-0-0	3	0	1	0	0	0
GEORGIA		20	2-2	1.000	0-0	.000	3-4	.750	1-2-3	4	0	2	0	0	7
at Arkansas		18	0-0	.000	0-0	.000	1-5	.200	1-4-5	2	0	0	0	0	1
at Ole Miss	*	20	1-2	.500	0-0	.000	1-6	.167	2-3-5	3	0	0	0	2	3
#12 TEXAS A&M		25	2-4	.500	0-0	.000	1-2	.500	0-1-1	3	2	0	0	2	5
vs #18 Texas A&M		32	2-6	.333	0-0	.000	1-2	.500	3-5-8	1	1	1	1	2	5
vs #3 South Carolina		24	1-4	.250	0-0	.000	0-0	.000	1-0-1	3	2	2	0	2	2
vs #25 USF		15	0-0	.000	0-0	.000	0-0	.000	0-1-1	4	0	0	1	0	0



## BETHEL'S CAREER STATISTICS

SETH'S CAREER STATISTICS																	
YEAR	GP-GS	MIN/AVG	FG-FGA	PCT	3-POINT		FT-FTA	PCT	REBOUND		AVG	PF-FO	AST	TO	BLK	STL	PTS/AVG
					FG-FGA	PCT			OFF-DEF-TOT								
2014-15	31-13	630/20.3	56-121	.463	0-0	.000	39-75	.520	57-77-134		4.3	89-0	29	47	7	45	151/4.9
TOTAL	31-13	630/20.3	56-121	.463	0-0	.000	39-75	.520	57-77-134		4.3	89-0	29	47	7	45	151/4.9





## 31 • Ann Jones

F • 6-3 • R Sr.-1L

Jackson, Tenn. (Liberty Magnet/Memphis)

### TOP SCORING GAMES

RANK	POINTS	OPPONENT	DATE
1	12	Jackson State	Nov. 17, 2014
2	9	vs. UNC Greensboro	Dec. 28, 2014
3	8	at UC Santa Barbara	Dec. 19, 2014
4	7	Sam Houston State	Nov. 15, 2014
5	6	at No. 25 USF	March 21, 2015 - NCAA 1st Round
	6	Arkansas-Little Rock	Nov. 14, 2014

### CAREER

Solid forward who came to LSU by way of the University of Memphis ... Made six starts at the beginning of the 2014-15 season and saw action in 26 games as a junior ... Averaged 2.9 points and 2.8 rebounds and amassed six blocked shots in her first season at LSU ... Signed with LSU in May 2013 ... Sat out the 2013-14 season for the Lady Tigers due to NCAA transfer rules.

### HONORS & AWARDS

2014-15 SEC Community Service Team

2014-15 Community Service Award • LSU Team Award

### REDSHIRT JUNIOR SEASON (2014-15)

Jones turned in 2.9 points and 2.8 rebounds per game and appeared in 26 of LSU's 31 games ... Started the first six games of the season (Nov. 14-25) but came off the bench during her last 20 appearances (Dec. 3-March 21) ... Had five DNP's on the season, most recently versus Alabama (Feb. 8) ... Her DNP's against Vanderbilt (Jan. 8) and at No. 9 Texas A&M (Jan. 11) were due to a leg injury ... Amassed seven points and six rebounds against Sam Houston State (Nov. 15) ... Tallied her first career double-double with a season's best 12 points on 6-of-12 from the floor coupled with

14 rebounds versus Jackson State (Nov. 17) ... Pumped in eight points at UC Santa Barbara (Dec. 19) ... Tacked on nine points courtesy of a 3-of-5 shooting effort and secured seven rebounds against UNC Greensboro (Dec. 28) ... Returned to action with two points, two rebounds and a block at No. 15 Mississippi State (Jan. 15) ... Added four points at No. 5 Tennessee (Jan. 22) ... Picked up a solid all-around effort with a SEC season's best five points, three rebounds and a career-high two blocks at Ole Miss (Feb. 26) ... Collected three points and five rebounds versus No. 12 Texas A&M (March 1) ... Worked her way to six points and six rebounds against No. 25 USF (March 21) at the NCAA Tournament.

### SOPHOMORE SEASON (2012-13 AT MEMPHIS)

Played in 27 games with six starts and tallied 4.8 points and 2.9 rebounds per game ... Poured in a career-high 22 points on an efficient 10-of-12 made field goals against UT-Arlington on Nov. 21 ... Chipped in eight points and three boards against UAB on Feb. 14.

### FRESHMAN SEASON (2011-12 AT MEMPHIS)

Played in 27 of 33 games for Memphis, averaging 2.7 points and 2.7 rebounds per game ... Added 10 blocks, eight steals and five assists on the season ... Was named the Conference USA Freshman of the Week two times (Nov. 14 and Dec. 5) ... Opened her career with eight rebounds in a win over Saint Louis ... Added eight boards against Houston ... Suffered a knee injury four minutes into the C-USA opener against Tulane and missed the next six games ... Scored nine points on 4-for-7 shooting vs. UT Martin ... Tied that season-best with a nine-point effort in the win over Houston on 4-for-8 shooting to go along with eight rebounds.

### HIGH SCHOOL

Starred at Liberty Magnet School in Jackson, Tenn., where she played for coach Kevin Weeks ... Named the All-West Tennessee Girls Basketball Co-Player of the Year by the Jackson Sun and was the No. 45 ranked power forward by ESPN Hoop Gurlz ... Helped her senior squad to its first-ever regional championship and its first-ever state tournament appearance ... Averaged 16.0 points and 12.0 rebounds per game as a senior as she was named to the Class 2A all-state girls basketball team by the Tennessee Sports Writers ... An all-district and all-region honoree and the District MVP as a junior when she posted 10.0 points and 8.0 rebounds per game.

### PERSONAL

Full name is Andr'a DeVona Brena Jones ... Born Dec. 9, 1992 ... Daughter of Kimberly Price and Percy Jones ... Has two older brothers - Devon and Devin ... Majoring in sports administration.





## JONES' CAREER HIGHS

### POINTS

12; Jackson State; Nov. 17, 2014

### REBOUNDS

14; Jackson State; Nov. 17, 2014

### FIELD GOALS MADE

6; Jackson State; Nov. 17, 2014

### FIELD GOALS ATTEMPTED

12; Jackson State; Nov. 17, 2014

### 3-POINT FIELD GOALS MADE

N/A

### 3-POINT FIELD GOALS ATTEMPTED

N/A

### FREE THROWS MADE

3; vs. UNC Greensboro; Dec. 28, 2014

### FREE THROWS ATTEMPTED

6; vs. UNC Greensboro; Dec. 28, 2014

### ASSISTS

2; two times; last: at UC Santa Barbara; Dec. 29, 2014

### STEALS

2; Jackson State; Nov. 17, 2014

### BLOCKS

2; at Ole Miss; Feb. 26, 2015

### MINUTES

29; Jackson State; Nov. 17, 2014

## JONES' GAME-BY-GAME STATISTICS • 2014-15 SEASON

OPPONENT	GS	MIN	FG	PCT	3FG	PCT	FT	PCT	RB	PF	A	TO	BL	ST	PT
LITTLE ROCK	*	20	2-3	.667	0-0	.000	2-4	.500	1-2-3	4	0	4	0	0	6
SAM HOUSTON ST.	*	15	3-5	.600	0-0	.000	1-2	.500	3-3-6	2	0	0	0	1	7
JACKSON STATE	*	29	6-12	.500	0-0	.000	0-0	.000	9-5-14	0	1	4	1	2	12
TULANE	*	18	1-5	.200	0-0	.000	0-0	.000	2-2-4	1	0	1	0	1	2
#22 RUTGERS	*	8	1-4	.250	0-0	.000	0-1	.000	2-2-4	5	2	3	0	0	2
vs Santa Clara	*	15	2-5	.400	0-0	.000	0-1	.000	1-2-3	3	0	1	0	0	4
LOUISIANA TECH		20	1-3	.333	0-0	.000	0-0	.000	1-4-5	2	1	3	0	1	2
SOUTHEASTERN LA.	DNP														
at Long Beach State		7	0-1	.000	0-0	.000	0-0	.000	1-0-1	2	0	1	0	0	0
at UC Santa Barbara		19	3-6	.500	0-0	.000	2-2	1.000	1-1-2	1	2	3	0	0	8
vs UNC Greensboro		22	3-5	.600	0-0	.000	3-6	.500	2-5-7	4	1	3	1	0	9
at Miami		13	1-4	.250	0-0	.000	0-0	.000	0-2-2	0	0	2	1	0	2
at Florida		7	0-1	.000	0-0	.000	0-0	.000	0-0-0	0	0	0	0	0	0
#1 SOUTH CAROLINA		5	0-2	.000	0-0	.000	0-0	.000	1-1-2	3	0	1	0	0	0
VANDERBILT	DNP														
at #9 Texas A&M	DNP														
at #15 Mississippi State		7	1-2	.500	0-0	.000	0-0	.000	1-0-1	2	0	0	1	0	2
#10 KENTUCKY		3	0-0	.000	0-0	.000	0-0	.000	0-0-0	0	0	1	0	0	0
at #5 Tennessee		14	1-1	1.000	0-0	.000	2-2	1.000	0-0-0	2	0	1	0	0	4
OLE MISS		3	0-0	.000	0-0	.000	0-0	.000	0-0-0	2	0	0	0	0	0
MISSOURI	DNP														
at Auburn		3	0-0	.000	0-0	.000	0-0	.000	0-0-0	1	0	0	0	0	0
ALABAMA	DNP														
at #1 South Carolina		3	0-0	.000	0-0	.000	0-0	.000	1-0-1	1	0	0	0	0	0
GEORGIA		4	0-1	.000	0-0	.000	0-0	.000	0-2-2	3	0	0	0	0	0
at Arkansas		1	0-0	.000	0-0	.000	0-0	.000	0-0-0	0	0	0	0	0	0
at Ole Miss		14	2-3	.667	0-0	.000	1-2	.500	1-2-3	0	0	0	2	1	5
#12 TEXAS A&M		9	1-2	.500	0-0	.000	1-2	.500	2-3-5	3	0	2	0	0	3
vs #18 Texas A&M		6	1-3	.333	0-0	.000	0-0	.000	2-0-2	0	0	0	0	0	2
vs #3 South Carolina		6	0-1	.000	0-0	.000	0-0	.000	0-0-0	1	0	1	0	0	0
vs #25 USF		21	2-7	.286	0-0	.000	2-2	1.000	3-3-6	1	1	2	0	0	6



## JONES' CAREER STATISTICS

3-POINT																		REBOUND																	
YEAR	GP-GS	MIN/AVG	FG-FGA	PCT	FG-FGA	PCT	FT-FTA	PCT	OFF-DEF-TOT	AVG	PF-FO	AST	TO	BLK	STL	PTS/AVG																			
2014-15	26-6	292/11.2	31-76	.408	0-0	.000	14-24	.583	34-39-73	2.8	43-1	8	33	6	6	76/2.9																			
TOTAL	26-6	292/11.2	31-76	.408	0-0	.000	14-24	.583	34-39-73	2.8	43-1	8	33	6	6	76/2.9																			





## 13 • Rina Hill

G • 5-7 • Jr.-2L

Nagoya-Shi, Japan (IMG Academy - Fla.)

### TOP SCORING GAMES

RANK	POINTS	OPPONENT	DATE
1	15	at North Carolina State	Dec. 20, 2013
2	12	at No. 5 Tennessee	Jan. 22, 2015
3	11	vs. UNC Greensboro	Dec. 28, 2014
4	10	Missouri	Feb. 2, 2015
5	9	at No. 1 South Carolina	Feb. 12, 2015
6	8	Louisiana Tech	Dec. 3, 2014
	8	Arkansas-Little Rock	Nov. 14, 2014
	8	No. 7 West Virginia	March 25, 2014 - NCAA 2nd Round
9	7	No. 10 Tennessee	Feb. 27, 2014
	7	at Louisiana Tech	Nov. 23, 2013
	7	Hampton	Nov. 20, 2013

### CAREER

Consistent player for the Lady Tigers who has started 31 of her 65 games played ... Averages 3.7 points, 1.2 assists and 1.2 rebounds per game heading into her junior season ... Started 23 games as a sophomore, including 16-straight starts in the latter part of the season ... Hill made 26 of her 34 appearances off the bench as a freshman ... Came to the LSU program from IMG Academy in Bradenton, Fla. ... A true point guard who is the first signee in LSU history from Japan and is the first Japanese native to play women's basketball in the SEC.

### HONORS & AWARDS

2014-15 Defensive Player of the Year • LSU Team Award  
 2014-15 Strength & Conditioning Award • LSU Team Award  
 2014-15 SEC Academic Winter Honor Roll

### SOPHOMORE SEASON (2014-15)

Held the starting point guard duties during LSU's first six games (Nov. 14-25), 16 of LSU's last 20 games (Dec. 29-March 21) and in 23 of 31 games on the season ... Compiled 4.1 points, 1.4 rebounds and 1.3 assists per game ... Picked up eight points, four rebounds and two steals versus Arkansas-Little Rock (Nov. 14) ... Tallied four points, a career-best five rebounds and a career-high tying four assists against Santa Clara (Nov. 25) ... Secured eight points and three rebounds against Louisiana Tech (Dec. 3) ... Garnered 11 points coupled with three assists versus UNC Greensboro (Dec. 28) ... The 11-point effort was highlighted by a 9-for-9 effort at the free throw line ... Distributed a career-best tying four assists against Vanderbilt (Jan. 8) ... Came away with six points aided by a 4-for-5 effort at the free throw line versus No. 10 Kentucky (Jan. 18) ... Upped her scoring to 5.5 points per game on 23-of-51 shooting over the last 10 games of the regular season (Jan. 22-March 1) ... Racked up a season's best 12 points on 5-of-7 shooting at No. 5 Tennessee (Jan. 22) ... Chipped in 10 points, three assists and three rebounds against Missouri (Feb. 2) ... Tacked on nine points and two steals at No. 1 South Carolina (Feb. 12) ... Collected six points and a career-high tying four assists versus No. 12 Texas A&M (March 1) during the regular season finale ... Made 23 of her 31 starts as sophomore after she came off the bench in 26 of LSU's 34 games as a freshman.

### FRESHMAN SEASON (2013-14)

One of five players to see action in all 34 games ... Started eight of LSU's first 11 games on the season (Nov. 8-Dec. 20) before she made her final 23 appearances off the bench ... Came away with 3.2 points, 1.1 assists and 1.0 rebounds per game ... Logged 10-plus minutes in 24 of her 34 outings ... Dished out a career-best four assists in 21 minutes at No. 4 Louisville (Nov. 14) ... Earned her first career start against Hampton (Nov. 20) and finished with seven points along with a career-high tying four assists over a season's best 32 minutes ... Added seven points on 3-of-3 shooting at Louisiana Tech (Nov. 23) ... Tacked on six points, four assists, two rebounds and two steals against Florida Gulf Coast (Dec. 17) ... Erupted for a career-best 15 points on 7-of-8 shooting and her first career three-pointer at North Carolina State (Dec. 20) ... Secured four points at Tulane (Jan. 5) ... Collected five points and three assists at Missouri (Jan. 16) ... Picked up six points on a flawless 3-for-3 from the floor versus Auburn (Jan. 23) ... Came away with four points against No. 5 South Carolina (Feb. 16) ... Notched seven points and handed out three assists versus No. 10 Tennessee (Feb. 27) ... Tallied four points and four rebounds at Alabama (March 2) ... Added three points and an assist during LSU's NCAA Tournament victory over Georgia Tech (March 23) ... Notched all eight of her points and both of her assists during the second half of LSU's NCAA Tournament comeback win versus No. 7 West Virginia (March 25).

### HIGH SCHOOL

A true point guard who is the first signee in LSU history from Japan and is the first Japanese native to play women's basketball in the SEC ... Tremendous vision, unselfishness and quickness ... Officially signed with the Lady Tigers on April 17, 2013 ... Member of Japan's U18 National Team, which finished second at the Asian World Championships ... Attended prep school at IMG Academy in Bradenton, Fla., and led them to a 42-8 record and 7-2 mark over junior colleges ... Averaged 12.8 points per game while pulling down 5.1 boards to go along with 5.1 steals as a senior ... Coached by Shell Dailey.

### PERSONAL

Full name is Rina Phayer Hill ... Born on June 3, 1993, in Nagoya-Shi, Japan ... Daughter of Harry and Yumiko Hill ... Has two brothers - Ken and Sean - and two sisters - Ellie and Mari ... Majoring in business administration.

## HILL'S GAME-BY-GAME STATISTICS • 2013-14 SEASON

OPPONENT	GS	MIN	FG	PCT	3FG	PCT	FT	PCT	RB	PF	A	TO	BL	ST	PTS
STEPHEN F. AUSTIN	18	3-4	.750	0-1	.000	0-0	.000	0-1-1	3	0	1	0	1	6	
SAINT JOSEPH'S	21	1-1	1.000	0-0	.000	3-4	.750	0-0-0	5	1	0	0	1	5	
at #4 Louisville	21	1-4	.250	0-1	.000	0-2	.000	2-1-3	1	4	1	0	0	2	
HAMPTON	* 32	1-4	.250	0-0	.000	5-7	.714	0-2-2	2	4	3	0	2	7	
at Louisiana Tech	* 19	3-3	1.000	0-0	.000	1-2	.500	0-1-1	5	1	3	0	0	7	
vs Rutgers	* 25	1-3	.333	0-0	.000	0-0	.000	1-1-2	2	2	6	0	0	2	
vs Michigan	* 15	1-2	.500	0-0	.000	0-0	.000	0-1-1	1	1	1	0	1	2	
INDIANA STATE	* 16	2-4	.500	0-0	.000	0-0	.000	1-2-3	4	1	1	0	0	4	
at UALR	* 27	0-2	.000	0-0	.000	2-4	.500	1-0-1	4	1	3	0	0	2	
FLORIDA GULF COAST	* 29	3-6	.500	0-0	.000	0-0	.000	0-2-2	2	4	2	0	2	6	
at North Carolina State	* 24	7-8	.875	1-1	1.000	0-0	.000	1-0-1	5	1	2	0	0	15	
JACKSON STATE	14	1-3	.333	0-0	.000	2-2	1.000	0-0-0	2	2	3	0	0	4	
at #5 Tennessee	8	0-1	.000	0-0	.000	0-0	.000	0-0-0	0	1	2	0	0	0	
at Tulane	12	1-1	1.000	0-0	.000	2-2	1.000	0-0-0	3	1	1	0	0	4	
TEXAS A&M	4	0-0	.000	0-0	.000	0-0	.000	0-0-0	0	1	0	0	0	0	
FLORIDA	9	1-1	1.000	0-0	.000	0-0	.000	0-0-0	3	0	1	0	0	2	
at Missouri	19	1-4	.250	0-0	.000	3-4	.750	1-0-1	2	3	2	0	0	5	
at #24 Vanderbilt	18	1-3	.333	0-1	.000	0-0	.000	0-0-0	4	0	2	0	1	2	
AUBURN	12	3-3	1.000	0-0	.000	0-0	.000	0-2-2	1	1	0	0	1	6	
at Ole Miss	10	0-3	.000	0-0	.000	0-0	.000	0-0-0	1	0	2	0	0	0	
MISSISSIPPI STATE	6	0-0	.000	0-0	.000	0-0	.000	0-1-1	0	0	1	0	0	0	
at #13 Kentucky	5	0-1	.000	0-0	.000	0-0	.000	0-0-0	0	0	0	0	0	0	
MISSOURI	5	0-1	.000	0-0	.000	1-2	.500	0-0-0	1	1	0	1	0	1	
at #19 Texas A&M	9	1-2	.500	0-0	.000	0-0	.000	0-0-0	1	0	1	0	0	2	
#5 SOUTH CAROLINA	9	1-2	.500	0-0	.000	2-2	1.000	0-0-0	0	0	0	0	0	4	
at Georgia	7	0-0	.000	0-0	.000	0-0	.000	0-0-0	1	0	0	0	0	0	
ARKANSAS	11	0-2	.000	0-1	.000	0-0	.000	0-0-0	2	2	2	0	0	0	
#10 TENNESSEE	22	2-3	.667	0-0	.000	3-4	.750	1-2-3	4	3	0	0	3	7	
at Alabama	20	2-4	.500	0-0	.000	0-0	.000	0-4-4	2	0	3	0	0	4	
vs Alabama	14	0-0	.000	0-0	.000	0-0	.000	0-1-1	2	0	2	0	0	0	
vs #6 Tennessee	2	0-0	.000	0-0	.000	0-0	.000	0-0-0	0	0	1	0	0	0	
GEORGIA TECH	10	1-3	.333	0-0	.000	1-2	.500	0-0-0	1	1	2	0	0	3	
#7 WEST VIRGINIA	17	2-4	.500	0-0	.000	4-4	1.000	0-1-1	4	2	1	0	0	8	
vs #4 Louisville	22	0-5	.000	0-1	.000	0-0	.000	0-3-3	2	0	4	0	1	0	

## HILL'S GAME-BY-GAME STATISTICS • 2014-15 SEASON

OPPONENT	GS	MIN	FG	PCT	3FG	PCT	FT	PCT	RB	PF	A	TO	BL	ST	PTS
LITTLE ROCK	*	26	3-7	.429	0-0	.000	2-2	1.000	3-1-4	1	1	2	0	2	8
SAM HOUSTON ST.	*	26	1-6	.167	0-0	.000	0-0	.000	0-1-1	3	1	3	0	3	2
JACKSON STATE	*	19	0-0	.000	0-0	.000	0-0	.000	2-1-3	4	0	6	0	0	0
TULANE	*	16	0-2	.000	0-0	.000	0-0	.000	0-0-0	1	2	0	0	0	0
#22 RUTGERS	*	14	2-2	1.000	0-0	.000	0-0	.000	0-1-1	1	1	1	0	0	4
vs Santa Clara	*	23	1-5	.200	0-0	.000	2-2	1.000	3-2-5	1	4	3	0	1	4
LOUISIANA TECH		18	3-5	.600	0-0	.000	2-2	1.000	2-1-3	4	1	2	0	0	8
SOUTHEASTERN LA.		14	2-3	.667	0-0	.000	1-2	.500	1-0-1	2	0	3	0	0	5
at Long Beach State		25	1-4	.250	0-0	.000	0-0	.000	0-2-2	3	0	2	0	2	2
at UC Santa Barbara	*	25	2-3	.667	0-0	.000	0-0	.000	0-2-2	1	3	1	0	0	4
vs UNC Greensboro		22	1-2	.500	0-0	.000	9-9	1.000	1-2-3	2	3	2	0	0	11
at Miami	*	27	2-2	1.000	0-0	.000	0-0	.000	0-1-1	2	2	2	0	0	4
at Florida	*	14	0-3	.000	0-1	.000	2-2	1.000	1-2-3	1	0	3	0	0	2
#1 SOUTH CAROLINA	*	22	2-6	.333	0-0	.000	1-2	.500	0-1-1	2	1	1	0	0	5
VANDERBILT	*	22	0-2	.000	0-0	.000	0-0	.000	0-1-1	2	4	2	0	1	0
at #9 Texas A&M	*	18	0-1	.000	0-0	.000	0-0	.000	0-0-0	1	0	0	0	1	0
at #15 Mississippi State	*	17	1-3	.333	0-0	.000	0-0	.000	0-0-0	2	1	1	0	0	2
#10 KENTUCKY	*	18	1-3	.333	0-0	.000	4-5	.800	0-0-0	2	1	2	0	0	6
at #5 Tennessee	*	32	5-7	.714	0-1	.000	2-2	1.000	0-1-1	1	2	0	0	2	12
OLE MISS	*	21	1-3	.333	0-0	.000	0-0	.000	0-0-0	2	0	2	0	1	2
MISSOURI	*	25	4-9	.444	1-1	1.000	1-2	.500	0-3-3	4	3	3	0	1	10
at Auburn	*	26	1-4	.250	0-2	.000	0-0	.000	0-0-0	1	0	1	0	0	2
ALABAMA	*	19	1-5	.200	0-0	.000	0-0	.000	0-1-1	3	0	1	0	0	2
at #1 South Carolina	*	32	3-7	.429	0-1	.000	3-3	1.000	0-2-2	1	0	1	0	2	9
GEORGIA	*	19	3-6	.500	0-0	.000	0-0	.000	0-1-0	0	0	1	0	1	6
at Arkansas	*	18	2-4	.500	0-0	.000	0-0	.000	0-0-0	2	0	1	0	0	4
at Ole Miss	*	17	1-3	.333	0-0	.000	0-0	.000	1-1-2	1	1	2	0	1	2
#12 TEXAS A&M		17	2-4	.500	0-0	.000	2-2	1.000	0-0-0	1	4	0	0	1	6
vs #18 Texas A&M		16	2-3	.667	0-0	.000	0-0	.000	0-1-1	1	1	0	0	0	4
vs #3 South Carolina		12	0-1	.000	0-0	.000	0-2	.000	0-1-1	1	2	1	0	2	0
vs #25 USF		17	1-3	.333	0-0	.000	0-0	.000	1-0-1	2	1	1	0	0	2



## HILL'S CAREER HIGHS

## POINTS

15; at North Carolina State; Dec. 20, 2013

## REBOUNDS

5 vs. Santa Clara; Nov. 25, 2014

## FIELD GOALS MADE

7; at North Carolina State; Dec. 20, 2013

## FIELD GOALS ATTEMPTED

9; Missouri; Feb. 2, 2015

## 3-POINT FIELD GOALS MADE

1; two times; last: Missouri; Feb. 2, 2015

## 3-POINT FIELD GOALS ATTEMPTED

2; at Auburn; Feb. 5, 2014

## FREE THROWS MADE

9; vs. UNC Greensboro; Dec. 28, 2014

## FREE THROWS ATTEMPTED

9; vs. UNC Greensboro; Dec. 28, 2014

## ASSISTS

4; six times; last: No. 12 Texas A&M; March 1, 2015

## STEALS

3; two times; last: Sam Houston State; Nov. 15, 2014

## BLOCKS

1; Missouri; Feb. 6, 2014

## MINUTES

32; three times; last: at No. 1 South Carolina; Feb. 12, 2015



## HILL'S CAREER STATISTICS

YEAR	GP-GS	MIN/AVG	FG-FGA	PCT	3-POINT		FT-FTA	PCT	REBOUND		PF-FO	AST	TO	BLK	STL	PTS/AVG
					FG-FGA	PCT			OFF-DEF-TOT	AVG						
2013-14	34-8	512/15.1	40-87	.460	1-6	.167	29-41	.707	8-25-33	1.0	70-3	38	53	1	13	110/3.2
2014-15	31-23	637/20.5	48-118	.407	1-6	.167	31-37	.838	15-29-44	1.4	55-0	39	50	0	21	128/4.1
TOTAL	65-31	1149/17.7	88-205	.429	2-12	.167	60-78	.769	23-54-77	1.2	125-3	77	103	1	34	238/3.7





# 11 • Raigyne Moncrief

G • 5-10 • Jr.-2L

Fort Lauderdale, Fla. (American Heritage HS)

## TOP SCORING GAMES

RANK	POINTS	OPPONENT	DATE
1	27	vs. Rutgers	Nov. 29, 2013
2	22	Indiana State	Dec. 3, 2013
3	21	Missouri	Feb. 2, 2015
4	20	vs. No. 3 South Carolina	March 7, 2015 - SEC Semifinals
5	19	at No. 13 Kentucky	Feb. 2, 2014
6	18	at Ole Miss	Feb. 26, 2015
	18	at No. 15 Mississippi State	Jan. 15, 2015
	18	Louisiana Tech	Dec. 3, 2014
9	17	Mississippi State	Jan. 30, 2014
	17	at Louisiana Tech	Nov. 23, 2013

## CAREER

Enters her junior season with 57 career starts, including 20-straight ... Totals 36 career games of double-figure scoring and six games of double-digit rebounding ... Had a productive sophomore season, averaging 11.8 points and 6.7 rebounds a game ... Averaged 10.1 points per game as a freshman but missed LSU's last two NCAA Tournament games after she suffered a season-ending knee injury ... Came to LSU as the No. 18 ranked high school player in America by ESPN.com ... Explosive in the open floor with great quickness and defensive ability.

## HONORS & AWARDS

2014-15 SEC Player of the Week • Feb. 9  
 2014-15 LSWA All-Louisiana Second Team  
 2014-15 SEC Academic Winter Honor Roll  
 2014-15 Offensive Player of the Year • LSU Team Award  
 2014-15 Student-Athlete Academic Award • LSU Team Award  
 2014 All-SEC Freshman Team  
 2013-14 SEC Freshman of the Week (Dec. 2, 2013 & Feb. 10, 2014)  
 2014 Louisiana Freshman of the Year  
 2014 LSWA All-Louisiana Honorable Mention  
 2013 Barclays Invitational All-Tournament Team & Most Outstanding Player

## SOPHOMORE SEASON (2014-15)

Moncrief amassed 11.8 points coupled with 6.7 rebounds and 2.5 assists per game while starting 30 of LSU's 31 games ... Her 11.8 points per game were 14th, while her 6.7 rebounds per game were second among SEC guards and 10th overall ... Amassed 4.4 of her 6.7 rebounds on the defensive end which was 11th in the SEC ... Collected 1.9 steals per game, good enough for 7th place in the SEC rankings ... Reached double figures in 22 of her 31 outings which included 13 of her final 15 outings ... The 22, 10-plus point

performances held the team's top spot ... In the season opener, nearly turned in her first career double-double with 15 points and nine rebounds against Arkansas-Little Rock (Nov. 14) ... Scored all 10 of her points against Jackson State (Nov. 17) during the second half and overtime ... Racked up 18 points coupled with 10 rebounds, a career-best seven steals and six assists versus Louisiana Tech (Dec. 3) to claim her first career double-double ... Dished out a career-high nine assists coupled with eight points and nine rebounds versus Southeastern Louisiana (Dec. 14) ... Piled up 11 points and 11 rebounds against UNC Greensboro (Dec. 28) in her lone bench appearance on the season ... Turned in all 13 of her points versus Vanderbilt (Jan. 8) during the 2nd half ... Boosted her scoring mark to 13.3 points per game on 80-for-186 from the floor over her last 15 outings (Jan. 15-March 21) ... Pumped in 18 points of 7-of-13 from the floor at No. 15 Mississippi State (Jan. 15) ... Came away with 15 points and seven rebounds against No. 10 Kentucky (Jan. 18) ... Registered 15 points at No. 5 Tennessee (Jan. 22), her third straight game with at least 15 points ... Exploded for a season's best and SEC career-high 21 points versus Missouri (Feb. 2) ... The fourth player to rip off a 20-point performance this season, 13 of her 21 points came during the 2nd half ... Added 11 points and a career-high 13 rebounds against Alabama (Feb. 8) ... Earned her first career SEC Player of the Week award (Feb. 9) ... Notched 16 points and pulled down 10 rebounds versus Georgia (Feb. 19) ... Provided 18 points on a career-high nine field goals coupled with eight rebounds and five steals at Ole Miss (Feb. 26) ... Poured in 20 points against No. 3 South Carolina in LSU's SEC Tournament Semifinal game ... Secured her fifth double-double of the season with 13 points and 10 rebounds at No. 25 USF (March 21) during the NCAA Tournament ... Has started 57 of her 62 career appearances over her first two seasons.

## FRESHMAN SEASON (2013-14)

Started in 27 of her 31 appearances and produced 14 double-figure scoring games en route to All-SEC Freshman-Team and Louisiana Freshman of the Year honors ... Season averages were 10.1 points, 4.5 rebounds, 2.1 assists and 1.8 steals per game ... Her 10.1 points per game were fifth among SEC freshmen, while her 1.8 steals per game were ninth on the SEC leaderboard ... Fired in 10 points and dished out six assists with three steals in her collegiate debut against Stephen F. Austin (Nov. 8) ... Scored 13 points at No. 4 Louisville (Nov. 14) ... Poured in 17 points with five boards to lead LSU past Louisiana Tech (Nov. 23) ... Named SEC Freshman of the Week (Dec. 2) and Barclays Invitational Most Outstanding Player after tallying a combined 40 points, 11 steals and 11 rebounds in leading LSU to wins over Rutgers (Nov. 29) and Michigan (Nov. 30) ... Netted a career-best 27 points – 19 in the second half – during the Rutgers game ... The 27 points were the most by an LSU true freshman since LaSondra Barrett had 27 at Arkansas on Jan. 8, 2009 ... In the Rutgers win, tallied a career-high seven steals – fifth-most in LSU single-game history – and drained 15 free throws, which shattered an LSU freshman single-game record and ranked second overall in LSU single-game history ... Followed that up with a game-high 13 points and four steals versus Michigan (Nov. 30) ... Nearly recorded a double-double with 22 points, nine boards, six steals and six assists against Indiana State (Dec. 3) ... Playing with foul trouble for most of the game, Moncrief was held to a season-low three points at No. 5 Tennessee (Jan. 2) but hit two free throws which included front end of 1-and-1 with 12 seconds left to finish off 80-77 victory ... Secured 15 points against Auburn (Jan. 23), her first double figure performance in SEC play ... Pumped in 17 points versus Mississippi State (Jan. 30) ... Collected 14 of her SEC season's best 19 points during the second half and hauled in a career-high tying nine rebounds at No. 13 Kentucky (Feb. 2) ... Picked up 15 points against Missouri (Feb. 6) and No. 19 Texas A&M (Feb. 9), matched a season's best nine rebounds versus the Aggies ... Earned her second SEC Freshman of the Week award (Feb. 10) ... Did not play versus Arkansas (Feb. 23) and came off bench during a four-game stretch (Feb. 27-March 9) ... Returned to the starting lineup versus Georgia Tech (March 23) where she tallied six points in eight minutes before suffering a season-ending knee injury.

## HIGH SCHOOL

One of the nation's top prep players, ranked the No. 18 overall player in America by ESPN Hoop Gurlz for the Class of 2013 ... The No. 6 ranked guard in the nation by ESPN and the highest guard signee for LSU since Allison Hightower in 2006 ... Known for excellent defensive skills, toughness and outstanding work ethic ... Was LSU's leading scorer in the Lady Tigers' August Spain exhibition trip ... Named a WBCA Honorable Mention All-America selection ... Comes from the same high school – American Heritage – as former LSU guard Bianca Lutley ... Topped the 1,500-point mark for her career ... Averaged 24.0 points, 9.0 rebounds and 5.0 steals as a senior in leading American Heritage to the 5A regional semifinal round ... Two-time Class 5A all-state selection ... As a junior, averaged 14.5 points, 9.0 rebounds, 3.5 assists and 5.0 steals per game in leading the Patriots to a 19-9 record ... The Fort Lauderdale Sun Sentinel Player of the Year as a junior ... State champion in the triple jump as a sophomore ... Coached by Natasha Kossenko.

## PERSONAL

Full name is Raigyne Jennice Moncrief ... First name is pronounced "Ray Jean" ... Nickname is "Ray" ... Born on Sept. 3, 1994 in Fort Lauderdale, Fla. ... Daughter of Reginald and Veronica Moncrief ... Has four siblings – Xavier, Trenesia, Kiara and Krystal ... Majoring in electrical engineering.

## MONCRIEF'S GAME-BY-GAME STATISTICS • 2013-14 SEASON

OPPONENT	GS	MIN	FG	PCT	3FG	PCT	FT	PCT	RB	PF	A	TO	BL	ST	PT
STEPHEN F. AUSTIN	*	23	3-10	.300	0-0	.000	4-4	1.000	2-4-6	5	6	5	0	3	10
SAINT JOSEPH'S	*	19	4-8	.500	0-0	.000	1-2	.500	2-4-6	2	0	2	0	0	9
at #4 Louisville	*	26	4-17	.235	0-0	.000	5-6	.833	1-1-2	1	2	2	0	2	13
HAMPTON	*	16	2-5	.400	0-0	.000	1-3	.333	0-1-1	4	3	2	0	3	5
at Louisiana Tech	*	18	6-10	.600	0-0	.000	5-9	.556	2-3-5	4	1	3	0	0	17
vs Rutgers	*	31	6-16	.375	0-0	.000	15-20	.750	2-5-7	2	3	4	0	7	27
vs Michigan	*	26	6-9	.667	0-0	.000	1-2	.500	1-4-5	1	2	1	1	4	13
INDIANA STATE	*	30	8-11	.727	0-0	.000	6-9	.667	4-5-9	4	6	5	1	6	22
at UALR	*	23	2-9	.222	0-0	.000	7-8	.875	1-2-3	4	2	1	0	0	11
FLORIDA GULF COAST	*	21	4-10	.400	0-0	.000	3-3	1.000	1-3-4	1	3	2	0	1	11
at North Carolina State	*	26	4-9	.444	0-0	.000	1-2	.500	3-5-8	3	2	4	0	2	9
JACKSON STATE	*	26	4-9	.444	0-0	.000	5-7	.714	4-0-4	1	2	2	2	1	13
at #5 Tennessee	*	13	0-2	.000	0-0	.000	3-4	.750	0-1-1	4	2	1	1	1	3
at Tulane	*	26	2-7	.286	0-1	.000	0-0	.000	0-3-3	1	4	1	0	3	4
TEXAS A&M	*	6	2-5	.400	0-0	.000	1-2	.500	1-0-1	3	0	2	0	0	5
FLORIDA	*	26	3-10	.300	0-0	.000	0-0	.000	1-8-9	1	2	0	0	1	6
at Missouri	*	18	3-5	.600	0-0	.000	0-0	.000	1-1-2	4	2	3	0	1	6
at #24 Vanderbilt	*	20	4-8	.500	0-0	.000	1-2	.500	2-2-4	1	0	3	0	0	9
AUBURN	*	31	6-11	.545	0-0	.000	3-4	.750	2-2-4	2	2	2	2	1	15
at Ole Miss	*	30	2-5	.400	0-0	.000	1-2	.500	2-7-9	3	2	3	0	5	5
MISSISSIPPI STATE	*	31	6-11	.545	0-0	.000	5-8	.625	0-3-3	2	1	1	0	2	17
at #13 Kentucky	*	35	7-16	.438	0-0	.000	5-7	.714	2-7-9	4	4	3	0	1	19
MISSOURI	*	21	5-8	.625	0-0	.000	5-5	1.000	1-2-3	5	0	2	0	4	15
at #19 Texas A&M	*	38	6-14	.429	0-2	.000	3-5	.600	4-5-9	3	1	4	0	4	15
#5 SOUTH CAROLINA	*	22	2-11	.182	0-0	.000	0-0	.000	2-5-7	4	4	1	1	0	4
at Georgia	*	33	3-6	.500	0-0	.000	2-2	1.000	4-2-6	2	2	4	1	1	8
ARKANSAS	DNP														
#10 TENNESSEE		10	0-2	.000	0-0	.000	2-4	.500	0-1-1	0	2	1	0	0	2
at Alabama		19	1-2	.500	0-1	.000	2-2	1.000	1-3-4	3	0	4	0	1	4
vs Alabama		14	2-5	.400	0-0	.000	0-0	.000	0-2-2	5	2	2	1	2	4
vs #6 Tennessee		17	1-4	.250	0-0	.000	3-6	.500	0-1-1	5	2	1	2	0	5
GEORGIA TECH	*	8	3-5	.600	0-0	.000	0-0	.000	1-2-3	2	1	1	0	0	6
#7 WEST VIRGINIA	DNP														
vs #4 Louisville	DNP														

## MONCRIEF'S GAME-BY-GAME STATISTICS • 2014-15 SEASON

OPPONENT	GS	MIN	FG	PCT	3FG	PCT	FT	PCT	RB	PF	A	TO	BL	ST	PT
LITTLE ROCK	*	30	4-12	.333	0-0	.000	7-10	.700	1-8-9	2	0	2	0	1	15
SAM HOUSTON ST.	*	22	4-10	.400	0-0	.000	4-5	.800	5-3-8	1	0	2	0	0	12
JACKSON STATE	*	32	3-13	.231	0-0	.000	4-6	.667	4-5-9	2	2	4	3	2	10
TULANE	*	27	2-9	.222	0-0	.000	4-4	1.000	2-1-3	4	1	5	1	2	8
#22 RUTGERS	*	22	1-11	.091	0-0	.000	3-4	.750	1-5-6	2	1	2	1	1	5
vs Santa Clara	*	33	5-11	.455	0-0	.000	0-0	.000	3-2-5	2	5	2	0	5	10
LOUISIANA TECH	*	28	5-13	.385	0-0	.000	8-10	.800	2-8-10	1	6	2	0	7	18
SOUTHEASTERN LA.	*	28	4-11	.364	0-0	.000	0-0	.000	2-7-9	3	9	1	1	1	8
at Long Beach State	*	26	4-11	.364	0-1	.000	0-0	.000	5-6-11	3	3	8	0	2	8
at UC Santa Barbara	*	21	4-11	.364	0-0	.000	2-2	1.000	3-4-7	4	2	6	1	1	10
vs UNC Greensboro		25	5-13	.385	0-0	.000	1-3	.333	3-8-11	1	3	5	1	5	11
at Miami	*	29	7-13	.538	0-0	.000	0-0	.000	2-5-7	4	3	5	0	1	14
at Florida	*	32	3-9	.333	0-0	.000	2-2	1.000	0-5-5	5	6	9	0	2	8
#1 SOUTH CAROLINA	*	22	3-12	.250	0-0	.000	1-3	.333	2-2-4	1	0	1	0	1	7
VANDERBILT	*	34	4-9	.444	0-0	.000	5-6	.833	0-9-9	3	5	2	2	6	13
at #9 Texas A&M	*	32	4-12	.333	0-0	.000	0-0	.000	0-2-2	3	4	7	0	1	8
at #15 Mississippi State	*	41	7-13	.538	0-0	.000	4-9	.444	1-2-3	3	3	7	1	0	18
#10 KENTUCKY	*	27	4-9	.444	0-1	.000	7-8	.875	2-5-7	5	1	4	1	0	15
at #5 Tennessee	*	31	7-16	.438	0-1	.000	1-4	.250	2-3-5	1	1	3	0	2	15
OLE MISS	*	20	2-5	.400	0-0	.000	1-4	.250	3-4-7	2	0	5	0	3	5
MISSOURI	*	30	8-15	.533	1-1	1.000	4-6	.667	2-4-6	3	0	1	0	2	21
at Auburn	*	24	4-7	.571	0-0	.000	3-3	1.000	2-2-4	4	4	2	0	2	11
ALABAMA	*	28	5-13	.385	0-0	.000	1-4	.250	5-8-13	2	1	5	0	2	11
at #1 South Carolina	*	35	5-16	.313	0-0	.000	0-0	.000	0-3-3	0	5	4	1	1	10
GEORGIA	*	38	5-9	.556	0-0	.000	6-9	.667	3-7-10	1	3	2	2	0	16
at Arkansas	*	33	1-13	.077	0-1	.000	1-4	.250	4-3-7	5	1	2	0	1	3
at Ole Miss	*	35	9-13	.692	0-0	.000	0-1	.000	2-6-8	3	1	3	0	5	18
#12 TEXAS A&M	*	26	5-14	.357	0-1	.000	0-0	.000	2-1-3	0	1	1	0	3	10
vs #18 Texas A&M	*	20	5-11	.455	0-0	.000	4-4	1.000	2-1-3	4	0	0	1	0	14
vs #3 South Carolina	*	36	8-17	.471	0-0	.000	4-6	.667	2-1-3	2	1	3	0	1	20
vs #25 USF	*	34	5-15	.333	0-0	.000	3-4	.750	4-6-10	1	4	2	1	0	13



## MONCRIEF'S CAREER HIGHS

## POINTS

27; vs. Rutgers; Nov. 29, 2013

## REBOUNDS

13; Alabama; Feb. 8, 2015

## FIELD GOALS MADE

9; at Ole Miss; Feb. 26, 2015

## FIELD GOALS ATTEMPTED

17; twice; last: vs. No. 3 South Carolina; March 7, 2015 - SEC Semifinals

## 3-POINT FIELD GOALS MADE

1; Missouri; Feb. 2, 2015

## 3-POINT FIELD GOALS ATTEMPTED

2; at No. 19 Texas A&amp;M; Feb. 9, 2014

## FREE THROWS MADE

15; vs. Rutgers; Nov. 29, 2013

## FREE THROWS ATTEMPTED

20; vs. Rutgers; Nov. 29, 2013

## ASSISTS

9; Southeastern Louisiana; Dec. 14, 2015

## STEALS

7; two times; last: Louisiana Tech; Dec. 3, 2014

## BLOCKS

3; Jackson State; Nov. 17, 2014

## MINUTES

41; at No. 15 Mississippi State; Jan. 15, 2015



## MONCRIEF'S CAREER STATISTICS

YEAR	GP-GS	MIN/AVG	FG-FGA	PCT	3-POINT		FT-FTA	PCT	REBOUND		AVG	PF-FO	AST	TO	BLK	STL	PTS/AVG
					FG-FGA	PCT			OFF-DEF-TOT								
2013-14	31-27	703/22.7	111-260	.427	0-4	.000	90-128	.703	47-94-141		4.5	87-4	64	74	12	56	312/10.1
2014-15	31-30	901/29.1	142-366	.388	1-6	.167	80-121	.661	71-136-207		6.7	77-3	76	107	17	60	365/11.8
TOTAL	62-57	1604/25.9	253-626	.404	1-10	.100	170-249	.683	118-230-348		5.6	164-7	140	181	29	116	677/10.9





## 10 • Jasmine Rhodes

6 • 5-10 • Jr.-2L

Mobile, Ala. (Faith Academy)

### TOP SCORING GAMES

RANK	POINTS	OPPONENT	DATE
1	14	Hampton	Nov. 20, 2013
2	11	No. 7 West Virginia	March 25, 2014 - NCAA 2nd Round
3	10	Florida Gulf Coast	Dec. 17, 2013
4	8	at No. 4 Louisville	March 30, 2014 - NCAA Sweet 16
5	7	Indiana State	Dec. 3, 2013
6	6	vs. Michigan	Nov. 30, 2013
7	5	Jackson State	Dec. 30, 2013
5		vs. Rutgers	Nov. 29, 2013

### CAREER

Over her first two seasons, Rhodes has tallied 57 of her 59 appearances off the bench - her two starts came at No. 4 Louisville during the 2014 NCAA Sweet 16 Round and versus UNC Greensboro (Dec. 28) at the 2014 Miami Holiday Tournament ... Played in 27 games, making one start as a sophomore ... Averaged 2.0 points and 1.5 rebounds a game during the 2014-15 season ... Played a valuable role off the bench where she registered 31 of her 32 appearances as a freshman ... Averaged 6.3 points and 5.0 rebounds per game during LSU's three NCAA Tournament games ... Joined the LSU program in 2013-14 as the top prospect out of the state of Alabama ... Her high school, Faith Academy, registered a combined 60-5 record during her junior and senior seasons.

### SOPHOMORE SEASON (2014-15)

Rhodes averaged 2.0 points, 1.5 rebounds and 0.9 steals per game with 26 of her 27 appearances coming off the bench ... Pumped in a trio of four-point and three-rebound efforts versus Arkansas-Little Rock (Nov. 14), against No. 22 Rutgers (Nov. 22) and at Florida (Jan. 2) ... Dished out a career-high three assists and secured a career-high tying four steals at UC Santa Barbara (Dec. 19) ... Registered six points to go along with three steals versus UNC Greensboro (Dec. 28) during her only start of the season ... Chipped in three points and two steals at No. 15 Mississippi State (Jan. 15) ... Secured six of her season's best eight points against No. 10 Kentucky (Jan. 18) during the second half ... Added six points on 2-of-3 shooting versus Alabama (Feb. 8) ... Was a DNP due to a leg injury during four of LSU's last seven games (Feb. 19-March 21).

### FRESHMAN SEASON (2013-14)

Garnered 31 of her 32 appearances off the bench ... Logged 10-plus minutes during 14 of her 32 outings ... Secured 2.9 points, 2.1 rebounds and 0.6 steals per game ... Scored her first career field goal against Saint Joseph's (Nov. 10) and buried her first career three-pointer at No. 4 Louisville (Nov. 14) ... With LSU trailing, came off the bench with inspired hustle play against Hampton (Nov. 20) where she finished with a career-high 14 points on 6-of-11 shooting from the floor, a career-best nine rebounds (four on the offensive end) and two steals ... Compiled 11 points, nine rebounds and 5-of-11 shooting in two games at the Barclays Invitational (Nov. 29-30) ... Garnered six points on a perfect 3-for-3 from the floor in the championship game against Michigan (Nov. 30) ... Collected a season-high four steals and scored 10 points in a win over Florida Gulf Coast (Dec. 17) ... Added five points and three rebounds versus Jackson State (Dec. 30) ... Tacked on three points and two rebounds against Florida (Jan. 12) ... Secured two points and four rebounds at Missouri (Jan. 16) ... Tallied three points and two rebounds at No. 13 Kentucky (Feb. 2) ... Came away with three points, two rebounds and a steal versus Arkansas (Feb. 23) ... Racked up 6.3 points and 5.0 rebounds per game in LSU's three NCAA Tournament games ... Notched seven of her 11 points and five of her six rebounds in the second half to spark LSU's comeback win over No. 7 West Virginia (March 25) during the NCAA Tournament Second Round ... Earned her first career start at No. 4 Louisville (March 30) in NCAA Sweet 16 Round where she picked up eight points and eight rebounds.

### HIGH SCHOOL

The top prospect out of the state of Alabama and one of the nation's top wing players ... Comes from a winning program in Faith Academy that in her junior and senior seasons combined for a 60-5 record ... Led the school to the Class 5A state championship and a 24-4 record as a senior in March 2013 ... Averaged 20.4 points, 8.4 rebounds and 4.3 steals per game in her final season ... Set school records in single-season points (693) and career points (2,503) ... Also set school career records in rebounds and steals ... The two-time Mobile Press Register Player of the Year and a two-time Class 5A all-state selection ... Fittingly ended her prep career as the Class 5A MVP, scoring 17 points and grabbing nine rebounds in a 51-50 championship game victory ... Averaged 20.1 points and 8.4 rebounds as a junior for her team, which was ranked No. 1 in 5A for most of the season ... Coached by Woodie Head.

### PERSONAL

Full name is Jasmine Olivia Rhodes ... Nickname is "Jas" ... Born on Sept. 17, 1994 in Mobile, Ala. ... Daughter of Augusta and Jacqueline Rhodes ... Has one younger sister - Hillary ... Chose to attend LSU because of "the atmosphere and tradition that I want to be a part of. LSU offers one of the best academic facilities and a great coaching staff." ... Majoring in kinesiology.

## RHODES' GAME-BY-GAME STATISTICS • 2013-14 SEASON

OPPONENT	GS	MIN	FG	PCT	3FG	PCT	FT	PCT	RB	PF	A	TO	BL	ST	PT
STEPHEN F. AUSTIN	9	0-2	.000	0-0	.000	1-3	.333	0-2-2	0	1	0	0	1	1	1
SAINT JOSEPH'S	7	1-1	1.000	0-0	.000	1-1	1.000	1-1-2	1	0	1	0	1	1	3
at #4 Louisville	11	1-2	.500	1-1	1.000	0-0	.000	2-1-3	0	0	1	0	0	3	3
HAMPTON	20	6-11	.545	0-0	.000	2-3	.667	3-6-9	0	1	1	0	2	14	14
at Louisiana Tech	14	0-2	.000	0-0	.000	4-6	.667	0-4-4	3	0	1	0	1	4	4
vs Rutgers	14	2-8	.250	0-0	.000	1-3	.333	4-2-6	1	0	2	0	1	5	5
vs Michigan	19	3-3	1.000	0-0	.000	0-0	.000	1-2-3	1	0	0	0	1	6	6
INDIANA STATE	17	3-6	.500	0-0	.000	1-2	.500	1-1-2	2	1	3	0	1	7	7
at UALR	22	0-1	.000	0-0	.000	2-4	.500	2-0-2	3	0	1	0	2	2	2
FLORIDA GULF COAST	14	3-6	.500	0-0	.000	4-4	1.000	1-0-1	3	0	1	0	4	10	10
at North Carolina State	5	0-2	.000	0-0	.000	0-0	.000	1-0-1	1	0	0	0	0	0	0
JACKSON STATE	10	1-3	.333	0-1	.000	3-6	.500	1-2-3	0	0	2	0	0	5	5
at #5 Tennessee	2	0-0	.000	0-0	.000	0-0	.000	0-0-0	0	0	0	0	0	0	0
at Tulane	9	0-0	.000	0-0	.000	0-0	.000	0-1-1	4	0	3	0	0	0	0
TEXAS A&M	15	0-0	.000	0-0	.000	3-5	.600	1-0-1	2	1	1	0	1	3	3
FLORIDA	5	1-1	1.000	0-0	.000	1-2	.500	0-2-2	1	0	1	0	0	3	3
at Missouri	13	1-2	.500	0-0	.000	0-0	.000	1-3-4	2	1	2	0	1	2	2
at #24 Vanderbilt	2	0-0	.000	0-0	.000	0-0	.000	0-0-0	0	0	0	0	0	0	0
AUBURN	DNP														
at Ole Miss	3	0-1	.000	0-0	.000	0-0	.000	0-0-0	1	0	1	0	0	0	0
MISSISSIPPI STATE	DNP														
at #13 Kentucky	9	0-0	.000	0-0	.000	3-4	.750	1-1-2	0	0	0	0	0	3	3
MISSOURI	1	0-0	.000	0-0	.000	0-0	.000	0-0-0	0	0	0	0	0	0	0
at #19 Texas A&M	0	0-0	.000	0-0	.000	0-0	.000	0-0-0	0	0	0	0	0	0	0
#5 SOUTH CAROLINA	1	0-0	.000	0-0	.000	0-0	.000	0-0-0	0	0	0	0	0	0	0
at Georgia	4	0-1	.000	0-0	.000	0-0	.000	0-0-0	0	0	1	0	0	0	0
ARKANSAS	10	1-3	.333	0-0	.000	1-2	.500	1-1-2	0	0	2	0	1	3	3
#10 TENNESSEE	2	0-0	.000	0-0	.000	0-0	.000	0-0-0	0	0	0	0	0	0	0
at Alabama	4	0-1	.000	0-0	.000	0-0	.000	1-0-1	0	0	1	0	0	0	0
vs Alabama	2	0-0	.000	0-0	.000	0-0	.000	0-0-0	1	0	0	0	0	0	0
vs #6 Tennessee	1	0-0	.000	0-0	.000	0-0	.000	0-0-0	0	0	0	0	0	0	0
GEORGIA TECH	2	0-0	.000	0-0	.000	0-0	.000	0-1-1	0	0	0	0	0	0	0
#7 WEST VIRGINIA	20	5-7	.714	0-1	.000	1-2	.500	3-3-6	0	0	1	1	0	11	11
vs #4 Louisville	* 31	2-9	.222	0-1	.000	4-4	1.000	3-5-8	1	0	1	0	2	8	8

## RHODES' GAME-BY-GAME STATISTICS • 2014-15 SEASON

OPPONENT	GS	MIN	FG	PCT	3FG	PCT	FT	PCT	RB	PF	A	TO	BL	ST	PT
LITTLE ROCK	17	0-4	.000	0-0	.000	4-8	.500	2-1-3	4	0	1	0	0	4	
SAM HOUSTON STATE	13	1-5	.200	1-2	.500	0-0	.000	0-3-3	0	1	1	1	1	3	
JACKSON STATE	7	0-0	.000	0-0	.000	0-0	.000	0-0-0	0	0	2	1	0	0	
TULANE	15	0-2	.000	0-0	.000	0-0	.000	2-0-2	2	0	1	0	1	0	
#22 RUTGERS	21	2-4	.500	0-1	.000	0-0	.000	0-3-3	0	1	3	0	1	4	
vs Santa Clara	12	1-2	.500	0-0	.000	0-0	.000	0-0-0	1	0	1	0	1	2	
LOUISIANA TECH	3	0-1	.000	0-0	.000	0-0	.000	0-1-1	1	0	1	0	0	0	
SOUTHEASTERN LA.	12	0-2	.000	0-1	.000	0-0	.000	1-1-2	1	0	1	0	0	0	
at Long Beach State	14	0-4	.000	0-0	.000	0-0	.000	1-1-2	1	0	0	0	2	0	
at UC Santa Barbara	15	0-1	.000	0-0	.000	2-2	1.000	0-2-2	1	3	0	0	4	2	
vs UNC Greensboro	* 15	2-5	.400	0-0	.000	2-3	.667	1-1-2	0	0	1	1	3	6	
at Miami	9	1-2	.500	0-0	.000	0-0	.000	0-0-0	1	0	0	0	1	2	
at Florida	18	2-5	.400	0-0	.000	0-1	.000	2-1-3	1	0	3	0	1	4	
#1 SOUTH CAROLINA	16	1-3	.333	0-0	.000	0-1	.000	1-0-1	1	1	1	0	1	2	
VANDERBILT	2	0-0	.000	0-0	.000	0-0	.000	0-0-0	1	0	0	0	0	0	
at #9 Texas AGM	10	1-1	1.000	0-0	.000	0-0	.000	0-0-0	1	1	1	0	1	2	
at #15 Mississippi State	13	1-2	.500	0-0	.000	1-2	.500	0-1-1	0	1	0	0	2	3	
#10 KENTUCKY	13	4-7	.571	0-0	.000	0-1	.000	1-2-3	0	1	0	0	0	8	
at #5 Tennessee	4	0-0	.000	0-0	.000	0-0	.000	1-1-2	0	0	0	0	0	0	
OLE MISS	13	1-4	.250	0-0	.000	1-1	1.000	2-2-4	1	1	3	0	2	3	
MISSOURI	0	0-0	.000	0-0	.000	0-0	.000	0-0-0	0	0	0	0	0	0	
at Auburn	11	0-1	.000	0-0	.000	2-2	1.000	2-0-2	0	0	1	0	0	2	
ALABAMA	11	2-3	.667	0-0	.000	2-2	1.000	0-0-0	0	0	0	0	0	6	
at #1 South Carolina	5	1-1	1.000	0-0	.000	0-0	.000	0-0-0	1	0	0	0	1	2	
GEORGIA	DNP														
at Arkansas	5	0-1	.000	0-0	.000	0-0	.000	1-2-3	0	1	0	0	1	0	
at Ole Miss	DNP														
#12 TEXAS AGM	DNP														
vs #18 Texas AGM	4	0-1	.000	0-0	.000	0-0	.000	0-0-0	1	0	0	0	0	0	
vs #3 South Carolina	DNP														
vs #25 USF	3	0-0	.000	0-0	.000	0-0	.000	0-1-1	1	0	1	0	1	0	



## RHODES' CAREER HIGHS

## POINTS

14; Hampton; Nov. 20, 2013

## FREE THROWS ATTEMPTED

8; Little Rock; Nov. 14, 2014

## REBOUNDS

9; Hampton; Nov. 20, 2013

## ASSISTS

3; at UC Santa Barbara; Dec. 19, 2014

## FIELD GOALS MADE

6; Hampton; Nov. 20, 2013

## STEALS

4; twice; last: at UC Santa Barbara; Dec. 19, 2014

## FIELD GOALS ATTEMPTED

11; Hampton; Nov. 20, 2013

## BLOCKS

1; four times; last: vs UNC Greensboro; Dec. 28, 2014

## 3-POINT FIELD GOALS MADE

1; twice; last: Sam Houston St.; Nov. 15, 2014

## MINUTES

31; at No. 4 Louisville; March 30, 2014 (NCAA Sweet 16)

## 3-POINT FIELD GOALS ATTEMPTED

2; Sam Houston St.; Nov. 15, 2014

## FREE THROWS MADE

4; four times; last: Little Rock; Nov. 14, 2014



## RHODES' CAREER STATISTICS

YEAR	GP-GS	MIN/AVG	FG-FGA	PCT	3-POINT		FT-FTA	PCT	REBOUND		PF-FO	AST	TO	BLK	STL	PTS/AVG
					FG-FGA	PCT			OFF-DEF-TOT	AVG						
2013-14	32-1	298/9.3	30-72	.417	1-4	.250	32-51	.627	28-38-66	2.1	27-0	5	27	1	19	93/2.9
2014-15	27-1	281/10.4	20-61	.328	1-4	.250	14-23	.609	17-23-40	1.5	20-0	11	22	3	24	55/2.0
TOTAL	59-2	579/9.8	50-133	.376	2-8	.250	46-74	.621	45-61-106	1.8	47-0	16	49	4	43	148/2.5





## 1 • Jenna Deemer

6 • 5-7 • So.-1L

New Orleans, La. (Ursuline Academy)

### TOP SCORING GAMES

RANK	POINTS	OPPONENT	DATE
1	22	Ole Miss	Jan. 29, 2015
2	17	at Miami	Dec. 29, 2014
3	16	Sam Houston State	Nov. 15, 2014
4	15	vs. UNC Greensboro	Dec. 28, 2014
5	13	at UC Santa Barbara	Dec. 19, 2014
6	11	Louisiana Tech	Dec. 3, 2014
7	10	Vanderbilt	Jan. 8, 2015
8	7	at #25 USF	March 21, 2015 - NCAA 1st Round
	7	Southeastern Louisiana	Dec. 14, 2014
	7	Arkansas-Little Rock	Nov. 14, 2014

### HONORS & AWARDS

2014-15 SEC First-Year Academic Honor Roll

2014 Miami Holiday All-Tournament Team

### FRESHMAN SEASON (2014-15)

Deemer tallied 5.7 points, 0.8 rebounds and 0.6 steals per game with 30 of her 31 appearances coming off the bench ... Connected on 63-of-156 shooting which included 32 three-pointers ... The 32 treys were second on the team, Deemer combined with DaShawn Harden for 84.5 percent of LSU's three-pointers ... Knocked down 25 of her 32 triples over a 16-game stretch (Dec. 3-Feb. 5) ... Scored seven points versus Arkansas-Little Rock (Nov. 14) during her career debut ... Poured in 16 points on 7-of-9 from the floor against Sam Houston State (Nov. 15) ... Notched 11 points aided by a trio of three-pointers versus Louisiana Tech (Dec. 3) ... Tacked on seven points and three rebounds against Southeastern Louisiana (Dec. 14) ... Responded with 13 points on 5-of-8 shooting and a career-high four steals at UC

Santa Barbara (Dec. 19) during her first career start ... It was the first of three consecutive games in double figures for Deemer ... Pumped in 15 points on 6-of-10 from the floor and handed out a season's best three assists versus UNC Greensboro (Dec. 28) ... Racked up a season's best 17 points on 6-of-7 from the floor at Miami (Dec. 29) ... Earned Miami Holiday All-Tournament Team honors ... Secured 10 points against Vanderbilt (Jan. 8) ... Exploded for a career-high 22 points versus Ole Miss (Jan. 29) on 7-of-10 shooting ... Deemer was one of four players to reach the 20-point mark during the season ... Added six points against No. 18 Texas A&M (March 6) during LSU's SEC Tournament Quarterfinal win ... Turned in seven points at No. 25 USF (March 21) during NCAA Tournament First Round...Earned SEC First-Year Academic Honor Roll accolades.

### HIGH SCHOOL

Prepped under Andrea Williams at Ursuline Academy in New Orleans ... Athletic floor-leader with a scorer's mentality ... Smooth stroke elevates in mid-range game ... Confident ball handler who excels in up tempo ... A three-star recruit rated by ESPN.com ... Picked up three Class 4A All-State selections and led Ursuline to the 2011, 2012 and 2013 state playoffs ... Garnered 1,715 career points where she averaged 27.0 points per game as a senior, 21.2 points as a junior, 21.7 points as a sophomore and 17.3 points as a freshman ... An honor roll student in the classroom.

### PERSONAL

Daughter of Wade and Brendel Deemer ... Born on February 1, 1996 ... Majoring in kinesiology.





## DEEMER'S CAREER HIGHS

### POINTS

22; Ole Miss; Jan. 29, 2015

### REBOUNDS

3; four times; last: Ole Miss; Jan. 29, 2015

### FIELD GOALS MADE

7; two times; last: Ole Miss; Jan. 29, 2015

### FIELD GOALS ATTEMPTED

10; two times; last: Ole Miss; Jan. 29, 2015

### 3-POINT FIELD GOALS MADE

4; at Miami; Dec. 29, 2014

### 3-POINT FIELD GOALS ATTEMPTED

6; three times; last: Ole Miss; Jan. 29, 2015

### FREE THROWS MADE

5; Ole Miss; Jan. 29, 2015

### FREE THROWS ATTEMPTED

6; Ole Miss; Jan. 29, 2015

### ASSISTS

3; vs. UNC Greensboro; Dec. 28, 2014

### STEALS

4; two times; last: at UC Santa Barbara; Dec. 19, 2014

### BLOCKS

1; No. 10 Kentucky; Jan. 18, 2015

### MINUTES

23; two times; last: No. 1 South Carolina; Jan. 4, 2015

## DEEMER'S GAME-BY-GAME STATISTICS • 2014-15 SEASON

OPPONENT	GS	MIN	FG	PCT	3FG	PCT	FT	PCT	RB	PF	A	TO	BL	ST	PT
LITTLE ROCK	15	2-5	.400	1-2	.500	2-2	1.000	1-0-1	1	1	0	0	0	0	7
SAM HOUSTON ST.	21	7-9	.778	2-3	.667	0-0	.000	1-0-1	0	2	2	0	0	0	16
JACKSON STATE	19	0-3	.000	0-1	.000	0-0	.000	0-0-0	0	0	1	0	4	0	0
TULANE	16	0-2	.000	0-1	.000	0-0	.000	0-0-0	0	0	1	0	0	0	0
#22 RUTGERS	4	0-2	.000	0-1	.000	1-2	.500	1-0-1	0	0	0	0	1	1	1
vs Santa Clara	6	0-3	.000	0-1	.000	0-0	.000	0-0-0	2	0	0	0	0	0	0
LOUISIANA TECH	21	4-9	.444	3-4	.750	0-1	.000	0-2-2	1	0	1	0	0	0	11
SOUTHEASTERN LA.	19	3-9	.333	1-4	.250	0-0	.000	0-3-3	1	1	0	0	0	1	7
at Long Beach State	8	0-6	.000	0-3	.000	0-0	.000	2-1-3	0	0	0	0	0	0	0
at UC Santa Barbara *	21	5-8	.625	3-5	.600	0-0	.000	0-2-2	1	2	2	0	4	13	13
vs UNC Greensboro	21	6-10	.600	3-6	.500	0-0	.000	0-0-0	1	3	2	0	2	15	15
at Miami	20	6-7	.857	4-5	.800	1-2	.500	0-0-0	3	0	1	0	1	17	17
at Florida	23	1-7	.143	1-3	.333	0-0	.000	0-1-1	2	1	0	0	0	0	3
#1 SOUTH CAROLINA	23	2-6	.333	0-3	.000	1-2	.500	0-0-0	0	1	0	0	1	5	5
VANDERBILT	14	4-8	.500	2-6	.333	0-0	.000	0-0-0	0	1	0	0	1	10	10
at #9 Texas A&M	6	1-3	.333	0-1	.000	0-1	.000	0-0-0	3	0	0	0	0	0	2
at #15 Mississippi State	4	0-0	.000	0-0	.000	0-0	.000	0-0-0	0	0	0	0	0	0	0
#10 KENTUCKY	14	2-6	.333	2-4	.500	0-0	.000	0-3-3	1	2	0	1	1	6	6
at #5 Tennessee	8	1-3	.333	1-3	.333	0-0	.000	0-0-0	2	0	0	0	0	0	3
OLE MISS	17	7-10	.700	3-6	.500	5-6	.833	0-3-3	0	1	0	0	0	0	22
MISSOURI	9	0-3	.000	0-3	.000	1-3	.333	0-0-0	1	0	0	0	0	0	1
at Auburn	12	2-5	.400	2-3	.667	0-0	.000	0-1-1	1	0	2	0	0	0	6
ALABAMA	11	1-3	.333	0-2	.000	0-0	.000	0-0-0	0	1	2	0	0	0	2
at #1 South Carolina	4	0-0	.000	0-0	.000	0-0	.000	0-0-0	1	0	0	0	0	0	0
GEORGIA	5	2-4	.500	1-2	.500	0-0	.000	1-0-1	1	0	0	0	1	5	5
at Arkansas	9	1-5	.200	0-4	.000	0-0	.000	0-0-0	0	0	0	0	0	0	2
at Ole Miss	15	1-9	.111	1-4	.250	2-2	1.000	2-0-2	0	1	0	0	1	5	5
#12 TEXAS A&M	5	1-1	1.000	0-0	.000	0-0	.000	0-0-0	1	1	0	0	0	0	2
vs #18 Texas A&M	6	1-2	.500	1-2	.500	3-3	1.000	0-0-0	2	0	0	0	0	0	6
vs #3 South Carolina	7	1-1	1.000	1-1	1.000	0-0	.000	0-0-0	1	0	1	0	0	0	3
vs #25 USF	13	2-7	.286	0-3	.000	3-4	.750	0-0-0	1	0	2	0	0	0	7



## DEEMER'S CAREER STATISTICS

YEAR	GP-GS	MIN/AVG	FG-FGA	PCT	3-POINT FG-FGA	PCT	FT-FTA	PCT	REBOUND OFF-DEF-TOT	AVG	PF-FO	AST	TO	BLK	STL	PTS/AVG
2014-15	31-1	396/12.8	63-156	.404	32-86	.372	19-28	.679	8-16-24	0.8	27-0	18	17	1	18	177/5.7
TOTAL	31-1	396/12.8	63-156	.404	32-86	.372	19-28	.679	8-16-24	0.8	27-0	18	17	1	18	177/5.7





## 35 • Alliyah Fareo

C/F • 6-3 • So.-1L

Sydney, Australia (Bethany College HS)

### TOP SCORING GAMES

RANK	POINTS	OPPONENT	DATE
1	4	Louisiana Tech	Dec. 3, 2014
2	2	Sam Houston State	Nov. 15, 2014

### CAREER

Saw limited action as a freshman because of injury ... Played in 11 games, averaging 5.9 minutes per contest ... Hails from Sydney, Australia, and was a silver medalist at the 2014 Australia Junior Championship.

### HONORS & AWARDS

2015 SEC First-Year Academic Honor Roll

### FRESHMAN SEASON (2014-15)

Fareo came away with 0.5 points and 1.1 rebounds per game during her 11 appearances off the bench ... Did not play during a 12-game stretch (Dec. 14-Jan. 22) due to an arm injury ... Collected two points and three rebounds versus Sam Houston State (Nov. 15) ... Notched three rebounds against Tulane (Nov. 19) ... Tallied a season's best four points versus Louisiana Tech (Dec. 3) ... Returned to action versus Ole Miss (Jan. 29) but was a DNP in eight of LSU's last 11 games (Feb. 2-March 21) ... Logged five minutes of court time at No. 1 South Carolina (Feb. 12).

### HIGH SCHOOL

Prepped at Bethany College High School in Sydney, Australia ... Has extensive club and international experience ... Turned in 11.8 points per game as New South Wales under-20 team notched a silver medal at the 2014 Australia Junior Championships ... Secured a gold medal at the 2013 FIBA U19 Pacific Championships where she provided 7.2 points and 5.2 rebounds per game.

### PERSONAL

Daughter of Elita Maria Pollard ... Born on April 7, 1996 ... Majoring in mass communications.





## FAREO'S CAREER HIGHS

## POINTS

4; Louisiana Tech; Dec. 3, 2014

## REBOUNDS

3; twice; last: Tulane; Nov. 19, 2014

## FIELD GOALS MADE

2; Louisiana Tech; Dec. 3, 2014

## FIELD GOALS ATTEMPTED

3; Louisiana Tech; Dec. 3, 2014

## 3-POINT FIELD GOALS MADE

N/A

## 3-POINT FIELD GOALS ATTEMPTED

N/A

## FREE THROWS MADE

N/A

## FREE THROWS ATTEMPTED

2; Louisiana Tech; Dec. 3, 2014

## ASSISTS

N/A

## STEALS

N/A

## BLOCKS

1; Jackson State; Nov. 17, 2014

## MINUTES

18; Sam Houston State; Nov. 15, 2014

## FAREO'S GAME-BY-GAME STATISTICS • 2014-15 SEASON

OPPONENT	GS	MIN	FG	PCT	3FG	PCT	FT	PCT	RB	PF	A	TO	BL	ST	PT
LITTLE ROCK	7	0-0	.000	0-0	.000	0-0	.000	0-2-2	0	0	0	0	0	0	0
SAM HOUSTON ST.	18	1-2	.500	0-0	.000	0-0	.000	1-2-3	0	0	1	0	0	2	2
JACKSON STATE	6	0-0	.000	0-0	.000	0-0	.000	0-0-0	1	0	1	1	0	0	0
TULANE	5	0-0	.000	0-0	.000	0-0	.000	3-0-3	0	0	2	0	0	0	0
#22 RUTGERS	8	0-1	.000	0-0	.000	0-0	.000	1-0-1	0	0	1	0	0	0	0
vs Santa Clara	2	0-0	.000	0-0	.000	0-0	.000	0-0-0	0	0	0	0	0	0	0
LOUISIANA TECH	7	2-3	.667	0-0	.000	0-2	.000	0-1-1	3	0	2	0	0	4	4
SOUTHEASTERN LA.	DNP														
at Long Beach State	DNP														
at UC Santa Barbara	DNP														
vs UNC Greensboro	DNP														
at Miami	DNP														
at Florida	DNP														
#1 SOUTH CAROLINA	DNP														
VANDERBILT	DNP														
at #9 Texas A&M	DNP														
at #15 Mississippi State	DNP														
#10 KENTUCKY	DNP														
at #5 Tennessee	DNP														
OLE MISS	3	0-0	.000	0-0	.000	0-0	.000	0-1-1	1	0	1	0	0	0	0
MISSOURI	DNP														
at Auburn	DNP														
ALABAMA	DNP														
at #1 South Carolina	5	0-0	.000	0-0	.000	0-0	.000	0-0-0	0	0	1	0	0	0	0
GEORGIA	DNP														
at Arkansas	1	0-1	.000	0-0	.000	0-0	.000	1-0-1	0	0	0	0	0	0	0
at Ole Miss	DNP														
#12 TEXAS A&M	3	0-0	.000	0-0	.000	0-0	.000	0-0-0	1	0	0	0	0	0	0
vs #18 Texas A&M	DNP														
vs #3 South Carolina	DNP														
vs #25 USF	DNP														



## FAREO'S CAREER STATISTICS

CARLOS CARMEN STATISTICS																	
YEAR	GP-GS	MIN/AVG	FG-FGA	PCT	3-POINT		FT-FTA	PCT	REBOUND		AST	TO	BLK	STL	PTS/AVG		
					FG-FGA	PCT			OFF-DEF-TOT	AVG							
2014-15	11-0	65/5.9	3-7	.429	0-0	.000	0-2	.000	6-6-12	1.1	6-0	0	9	1	0	6/0.5	
TOTAL	11-0	65/5.9	3-7	.429	0-0	.000	0-2	.000	6-6-12	1.1	6-0	0	9	1	0	6/0.5	





## 20 • Alexis Hyder

F • 5-11 • R Jr.-TR

Austin, Texas (Lyndon B. Johnson/North Texas)

### CAREER

Hyder sat out the 2014-15 season due to NCAA transfer rules ... Played her freshman and sophomore seasons at North Texas after starring at Lyndon B. Johnson Early College High School in Austin, Texas.

### AT NORTH TEXAS (2011-12 & 2012-13 SEASONS)

Averaged 12.8 points and 7.4 rebounds per game while starting 51 of 59 games for the Mean Green during her freshman and sophomore seasons ... Collected All-Sun Belt Conference Third-Team honors as a freshman after her 14.2 points, 8.8 rebounds and 1.0 blocks per game were each ranked among the league's top 10 ... Registered a 49.5 field goal percentage over her first two seasons ... Compiled 20-plus points seven times and secured 13 double-doubles.

### HIGH SCHOOL

Prepped under Renee Brown at Lyndon B. Johnson Early College High School in Austin, Texas ... Strong and physical post player who was a McDonald's All-American nominee ... Racked up 35 points per game during senior season and broke school record with 61 points in a game ... Led her team to the Class 4A state championship game and secured all-tournament team accolades as a junior ... Picked up a pair of 4A All-State First-Team honors by the Texas Association of Basketball Coaches (TABC) ... Garnered three consecutive Austin American-Statesman All-Central Texas First-Team selections ... A two-time District 26-4A MVP ... Ranked sixth in her senior class and was a two-time all-academic pick by the TABC.

### PERSONAL

Daughter of Kerry and Sandra Hyder ... Born on April 8, 1994 ... Majoring in sports administration.





## 5 • Ayana Mitchell

F • 6-2 • Fr.-HS

Conyers, Ga. (Salem HS)

### HIGH SCHOOL

Prepped at Salem High School in Conyers, Georgia ... A four-star recruit and ranked as a Top 50 player by multiple recruiting websites which include ESPNW ... Secured multiple Class 5A All-State First-Team selections ... Poured in 18.1 points, 12.4 rebounds, 3.7 steals and 1.0 blocks per game as a junior ... Earned a 3.6 GPA in the classroom.

### PERSONAL

Daughter of Lucky and Thea Mitchell ... Born on December 31, 1996 ... Majoring in kinesiology.







## 2 • Shanice Norton

G • 5-8 • Fr.-HS

London, England (Potter's House Christian Academy)

### HIGH SCHOOL

Prepped at Barking Abbey Basketball Academy in England before spending her final two high school seasons at Potter's House Christian Academy in Jacksonville, Florida ... Team won a pair of state championships and the National Christian School Athletic Association championship ... Represented England on the U16 Team at the 2012 and 2013 FIBA European Championships ... Selected to England's U18 Team for the 2015 FIBA European Championships.

### PERSONAL

Daughter of Marvelle Beckford ... Born on May 28, 1997 ... Majoring in psychology.





## 0 • Chloe Jackson

G • 5-9 • So.-TR

Upper Marlboro, Md. (Riverdale Baptist/North Carolina State)

### CAREER

Transferred to LSU after playing her freshman season at North Carolina State ... Will have to sit out the 2015-16 season because of NCAA transfer rules ... Will have three years of eligibility remaining when she returns to action for the 2016-17 campaign.

### FRESHMAN SEASON (2014-15 AT NORTH CAROLINA STATE)

Made four appearances for North Carolina State during her freshman season ... Amassed five points, five rebounds and two steals against Tennessee State (Nov. 14) in her only extended action.

### HIGH SCHOOL

Prepped at Riverdale Baptist in Upper Marlboro, Maryland ... Racked up 17.3 points per game and was ranked the 19th best guard in the Class of 2014 by ESPNW ... Named the Washington Post's Girls Basketball Player of the Year and garnered Women's Basketball Coaches Association (WBCA) High School All-America Honorable Mention ... Connected on the game-winning shot, a three-pointer at the buzzer, at the 2014 National Association of Christian Athletes (NACA) championship game ... Over her final three seasons, Riverdale Baptist was 95-11 ... Won the ESPN Rise title as a sophomore.

### PERSONAL

Daughter of Edward and Carol Jackson ... Born on August 21, 1996 ... Majoring in mass communication.







## 44 • Tatum Neubert

F • 6-2 • So.-TR

Elizabeth, Colo. (Elizabeth HS/Oregon)

### CAREER

Will sit out the 2015-16 season due to NCAA transfer rules and will be eligible to play for the Lady Tigers during the 2016-17 season ... Transfer from Oregon who starred at Elizabeth HS in Colorado.

### FRESHMAN SEASON (2014-15 AT OREGON)

Played in 23 games which included three starts for the Ducks as a freshman ... Posted 3.5 points and 2.4 rebounds per game during 11 nonconference games ... Secured a season's best eight points against Central Michigan (Nov. 28) and collected a season-high five rebounds at UCLA (Jan. 5) ... Picked up six points and four rebounds versus Utah State (Nov. 14) in her career debut ... Added six points against Portland State (Nov. 25).

### HIGH SCHOOL

Prepped at Elizabeth High School in Colorado where she was a McDonald's All-America nominee ... Paced the state of Colorado with a 22.7 points per game average as a senior ... Garnered Colorado Class 4A All-State First-Team honors as a senior ... A three-time conference player of the year recipient and a three-time all-conference first-team selection ... Played AAU basketball for the Colorado Rockies club team.

### PERSONAL

Daughter of Keith and Paula Neubert ... Born on December 19, 1995 ... Majoring in mass communication with a broadcast journalism concentration ... Father, Keith, played tight end at Nebraska (1984-87) before he played five NFL seasons between the New York Jets and Philadelphia Eagles ... Went on to be an actor and had a reoccurring role on Baywatch .... Mother, Paula, played softball at Nebraska.



# Nikki Fargas

Head Coach • Fifth Season at LSU

Nikki Fargas (formerly Nikki Caldwell), who won national championships as both a player and an assistant coach at Tennessee and turned UCLA into a national power in just three years, has quickly brought the LSU women's basketball program back to national prominence.

Fargas brings to LSU the combination of outstanding in-game coaching ability with that of being a tremendous recruiter. In addition, she has been a leader off the court in the Baton Rouge community, helping the Lady Tigers connect with the city of Baton Rouge while donating their time and efforts to making a difference.

In the classroom, LSU has been a shining example of the definition of student-athlete. The Lady Tigers have recorded a perfect score of 100 in graduation success rate released by the NCAA during three of the four seasons under Fargas.

Fargas was officially introduced as the school's seventh women's basketball coach on April 4, 2011. She has produced a trio of 20-win seasons and an overall record of 83-50 (.624) over her four seasons at the helm of the Lady Tigers. LSU has secured four NCAA Tournament appearances highlighted by back-to-back trips to the NCAA Sweet 16, and 13 victories over ranked opponents in her first and second seasons.

With almost an entirely new squad, Fargas led the 2014-15 Lady Tigers to their fourth-straight NCAA Tournament berth by going on a tear to end the regular season, winning six of the team's final 10 games of the year to finish 17-14 overall and tied for fourth in the Southeastern Conference with a league mark of 10-6.

Three LSU players were honored at the season's end. Ann Jones was named to the SEC Community Service Team, while Raigyne Moncrief was a second team LSWA All-Louisiana selection. Danielle Ballard was a WBCA All-America Honorable Mention, garnering first team All-SEC and SEC All-Defensive Team honors, earning a spot on the all-conference team selected by the Associated Press. Ballard also claimed LSWA Louisiana Player of the Year and first team honors.

The 2013-14 season was filled with numerous memorable moments as the Lady Tigers took on the nation's toughest schedule with 28 of their 34 games against RPI Top 100 opponents. LSU fired out to a 17-4 start highlighted by a Barclays Invitational Championship which included victories over Rutgers and Michigan along with the program's first victory at Tennessee since the 2007-08 season.

After a six-game losing streak to end the regular season, Fargas and the Lady Tigers regrouped for the NCAA Tournament. LSU came out clicking on all cylinders and collected a 98-78 win over Georgia Tech during the opening round. The 98 points were a program NCAA Tournament single-game mark.

The Lady Tigers lost All-SEC Freshman Team guard Raigyne Moncrief to injury during the Georgia Tech game, and senior guard Jeanne Kenney was injured in the first half of LSU's NCAA Second Round matchup versus No. 7 West Virginia.

Without two of its top four scorers, the Lady Tigers dug deep and put together a 20-4 finishing kick over the last five minutes and scored on their final 10 possessions to come away with a 76-67 victory over the Mountaineers. Danielle Ballard turned in a NCAA Tournament effort for the ages as she racked up 23.3 points and 14.0 rebounds per game over LSU's three postseason games. At the team's end of the year banquet, each student-athlete received a courage award instead of individual accolades.

Theresa Plaisance notched a second consecutive All-SEC First-Team selection and was the 18th player in program history to amass over 1,000 career points and 500 career rebounds. Plaisance was joined by Shanece McKinney among the program's Top 5 in blocked shots. The duo went on to continue their professional careers in the WNBA; Plaisance with the Tulsa Shock and McKinney with the New York Liberty. Kenney finished ranked inside LSU's Top 10 with 137 three-pointers and 372 assists.

Fargas' second season in Baton Rouge was a memorable one as the Lady Tigers reached the NCAA Sweet 16 for the first time since 2008. LSU recorded double-digit







### National Champion Player

In her 11 seasons as a collegiate player, graduate assistant and assistant coach at Tennessee, Fargas' teams compiled a record of 344-40, appeared in the NCAA Tournament each year and claimed three national championships.



### Two-time USA Gold Medalist

Fargas was bestowed the privilege of serving as an assistant coach for the USA U18 National Team in the summer of 2012 and for the USA U19 National Team in 2013. The Americans won the gold medal at the FIBA Americas Championship and the FIBA World Championship.

*"I am absolutely thrilled for Nikki. LSU is committed to its women's basketball program both financially and with the resources they have in place to compete amongst the best teams in the nation. The Southeastern Conference will become much stronger with Nikki joining the league. Her accomplishments in the three short seasons she was at UCLA is indicative of more of what will come from Nikki and her staff at LSU."*

**- Pat Summitt, Former Tennessee head coach and Hall of Famer**

SEC victories for the second straight year and despite a rash of injuries, put together a team with excellent chemistry that finished the season ranked No. 21 in the Coaches poll. LSU's seven-game winning streak to close the regular season was the longest going into the SEC Tournament since winning seven in a row from 1985-86.

The Lady Tigers developed the motto "eight is enough" and used it to dominate No. 13 Texas A&M on the Aggies' home floor by a score of 67-52 in the regular season finale. LSU beat Green Bay in the NCAA first round before claiming arguably the signature win of the Fargas era in the NCAA second round.

LSU, without Kenney and dressed with seven players, knocked off No. 8 Penn State, 71-66, in a raucous Maravich Center to reach the Sweet 16.

In addition, Fargas developed Plaisance into one of the nation's most improved players as the New Orleans native led the SEC in scoring and became the school's first league scoring champion since Seimone Augustus.

Fargas recruited Ballard, an All-SEC Freshman Team pick. In her first season, Ballard shattered the LSU single-season record for steals with 100. Plaisance, Ballard and senior Adrienne Webb earned All-SEC honors.

Fargas revived the LSU program from her opening press conference. A summer full of speaking engagements, building the fan base and connecting with her players led to a season where attendance increased by an average of over 1,500 fans from the previous season.

After missing the NCAA Tournament for the first time in 13 years a season prior to her arrival, Fargas spearheaded the squad to the 2012 NCAA Tournament second round and its

first appearance in the Southeastern Conference Tournament championship game since 2008.

The Lady Tigers reached 23 wins - their highest total since the 2008 Final Four season - won 10 conference games for the first time since 2009 and claimed wins over five ranked teams during the season.

Despite suffering several key injuries, Fargas led LSU to a six-game win streak late in the SEC season and the Lady Tigers twice knocked off SEC regular season champion Kentucky. She met her mentor in the SEC Championship Game as LSU squared off against Pat Summitt's Tennessee Lady Vols. Though the Lady Tigers lost, LSU took on Fargas' persona - that of toughness and a relentless desire to never quit.

Fargas developed All-SEC forward LaSondra Barrett into one of the nation's best players. After an NCAA Tournament Second Round appearance against Penn State, Barrett became the first LSU player selected in the first round of the WNBA Draft since 2008 when she was taken 10th overall by the Washington Mystics.

Well respected in coaching circles, Fargas has twice been selected by the USA Women's Basketball Committee to serve as an assistant coach for USA National Teams. In the summer of 2012, she became the first coach in LSU history to serve on a USA U18 team staff since the squad's inception in 1988. That team claimed the gold medal at the FIBA Americas Championship.

In the summer of 2013, most of that group reunited to lead the USA U19 National Team to a gold medal at the FIBA World Championships in Lithuania. Fargas is the only coach in LSU history to claim multiple USA gold medals during her tenure as Lady Tiger head coach.

Fargas has been a part of a championship and winning pedigree at every level of her career. She played, coached and studied under one of the game's greatest figures, the legendary Pat Summitt at Tennessee and she assisted Women's Basketball Hall of Famer Debbie Ryan at Virginia.

Widely recognized as one of the nation's top assistant coaches during stints at Tennessee and Virginia, Fargas took over at UCLA in 2008. In three years with the Bruins, she turned around a UCLA program that had won only one NCAA Tournament game in the nine years prior to her arrival.

Fargas led the Bruins to a 72-26 (.735) overall mark, reached the NCAA Tournament twice and finished second in the Pac-10 Conference in both 2010 and 2011. She was named the Pac-10 Coach of the Year in 2010 after going 25-9 overall and advancing to the second round of the NCAA Tournament.

Her best season at UCLA came in 2011 as she led the Bruins to 28 victories, just one shy of the school mark of 29 set back in 1980-81. The Bruins spent the entire 2010-11 season ranked in the top 20 and they claimed the No. 3 seed in the NCAA Tournament. UCLA finished the year with just five losses, the fewest in school history during the NCAA era.

The 2010-11 season saw UCLA set school records for regular season victories (26), Pac-10 wins (16), road victories (10) and scoring defense (55.3 ppg). Fargas also signed the nation's third-ranked recruiting class behind only Tennessee and Connecticut according to ESPNHoopGurlz.com, and she helped develop junior post player Jasmine Dixon into an Associated Press Honorable Mention All-American.

*"Nikki is a superstar in our profession. She is the quintessential 'players' coach who understands that each player is unique and must be motivated differently to get their maximum effort every night. Nikki has a style and grace that garners immediate attention. She has a great moral compass for the way things ought to be in life. LSU may have hired a coach but they acquired a tremendous person who will achieve greatness beyond the athletic realm."*

**- Debbie Ryan, Former Virginia head coach and Hall of Famer**



## Winning Tradition

It didn't take Fargas long to instill a winning attitude at LSU as the Lady Tigers reached the SEC Tournament championship game and NCAA Second Round in her first season. Fargas became just the second coach in SEC history to guide a team to the SEC Tournament final in her first season.

Fargas made an immediate impact in her first season as a head coach in 2008-09, directing UCLA to a 19-12 overall record and a fourth-place finish in the Pac-10. In addition, for the first time since the 1986-87 season, the Bruins won as many as nine non-conference games prior to Pac-10 play.

Fargas and her staff then proceeded to haul in the 14th-ranked recruiting class in the nation according to ESPN HoopGurlz, headlined by McDonald's All-American Markel Walker. The staff added another McDonald's All-American for 2009-10 in transfer Jasmine Dixon.

Her second Bruin team finished with 25 wins, the fourth-most in school history, and advanced to the second round of the 2010 NCAA Tournament. After a mid-January setback in conference play, the Bruins lost only to NCAA runner-up Stanford (twice) and No. 4-ranked Nebraska, both of which earned NCAA Tournament No. 1 seeds.

UCLA won 15 of its last 18 contests of the 2009-10 season en route to the school's first NCAA Tournament appearance since 2006. The squad won 15 conference games, finished second in the Pac-10 and they limited opponents to then a school-record 55.7 points per game.

In seven seasons as head coach at both UCLA and LSU, Fargas owns a 155-76 (.671) overall record and a 77-41 (.653) mark in conference play.

Fargas broke into the head coaching ranks after serving as an assistant on Summitt's staff at Tennessee from 2002-08. During that time, she helped the Lady Vols capture a pair of NCAA titles in 2007 and 2008 and reach the Final Four a total of five times. The Lady Vols compiled an impressive 195-24 mark and won three Southeastern Conference regular season titles during her six years as an assistant coach.

Fargas joined the Tennessee staff for the 2002-03 season and became the recruiting director in the spring of 2003. Her impact was immediate as the Lady Vols signed perhaps the most prolific freshman class in the history of women's collegiate basketball in the fall of 2003. That class consisted of six 2004 high school All-Americans, including three players of the year. In 2008, Fargas helped sign five players who went on to play in the prestigious McDonald's All-American Game.

In 2008, the Lady Vols captured a second-straight NCAA championship and finished with a record of 36-2. National Player of the Year Candace Parker, the No. 1 selection in the WNBA draft and the 2008 WNBA MVP, led a group of five Lady Vols to be drafted into the WNBA on the day following the championship.

Prior to her return as a coach at her alma mater, Fargas served as an assistant at the University of Virginia for three seasons from 1999-2002. She



## Community Driven

Since joining the LSU family in April 2011, Fargas has made a profound impact on the city of Baton Rouge with numerous public speaking engagements, community service projects and media appearances. Fargas has generated a newfound interest in LSU women's basketball while getting her student-athletes involved in the community.

Fargas was responsible for recruiting, scouting, film exchange, player development, camps and monitoring academic progress of student-athletes. Virginia compiled a record of 60-36 in her three seasons in Charlottesville and advanced to the NCAA Tournament each year. She helped develop standout Atlantic Coast Conference players Telisha Quarles and forward Brandi Teamer, the 2002 ACC Rookie of the Year.

As a player at Tennessee from 1990-94, Fargas was known as a tenacious defender with tremendous three-point shooting ability. The Lady Vols posted a 118-13 mark during her four-year career, winning the NCAA title during her freshman season of 1991 and capturing two SEC regular season championships and a pair of SEC Tournament titles.

Fargas still ranks among the top 10 in Tennessee history in three-point field goals made (128) and three-point shots attempted (364). She burst onto the scene as a rookie, scoring 20 points in her first collegiate game against Stanford. Fargas earned SEC All-Freshman honors in 1991. In the 1991 NCAA title game victory over Virginia, Fargas' defense was considered a key in the Lady Vols' overtime win in New Orleans. She received the Gloria Ray Leadership Award in both her junior and senior seasons at Tennessee.

After graduating with a degree in public relations in 1994, Fargas moved behind the microphone as a color analyst on Tennessee games for Fox Sports Net South. She went on to become the color analyst for the SEC's Game of the Week from 1995-97. Her television exposure opened the door for her to become the hostess of the sports segments for the Knoxville-based cable network show, Shop at Home (1997-98).

Fargas' television career continued in Los Angeles during her tenure as UCLA coach. She joined CBS2/KCAL's Jim Hill as an analyst on Sports Central for the NCAA men's basketball tournament and she was also frequently on Los Angeles Laker pregame and halftime shows. Fargas served as an analyst for ESPN during the 2011 NCAA Women's Basketball Tournament.

In 1998, Fargas decided to return to basketball, becoming a graduate assistant for administration at Tennessee. During the 1998-99 season, Tennessee went 31-3 and captured the SEC regular season and SEC Tournament titles. Fargas was responsible for assisting the coaching staff in all aspects of basketball operations.

The Oak Ridge, Tenn., native owns an impressive 560-151 (.788) record as a player, graduate assistant, assistant coach and head coach dating back to her freshman season of 1990-91 at Tennessee.

Off the court, Fargas is a passionate crusader for breast cancer awareness. She and Tennessee head coach Holly Warlick founded the non-



profit organization, Champions for a Cause. Since 2007, they have raised over \$300,000 through Cruisin' for a Cause, a long-haul motorcycle adventure to raise dollars and awareness for a cure for breast cancer.

In the spring of 2011, Fargas' journey navigated through the Midwest and ended in California. The 2012 ride began with a fundraiser in Baton Rouge and continued to New Orleans where both Fargas and Warlick visited patients at a hospital.

Fargas and Warlick chronicle their cross-country rides on their website, <http://www.cruisinforacause.com/>. In 2010, Fargas joined the Board of Directors for the Kay Yow Cancer Fund and is currently serving on the Executive Committee as Treasurer.

Fargas has been prominent in the Baton Rouge community since her arrival, making appearances at the Baton Rouge Food Bank and schools in the East Baton Rouge Parish system. The Lady Tigers show their commitment to service and are involved in numerous community initiatives. A few examples are the Alzheimer's Services Walk/Run to Remember where the team has served as honorary starters and making regular visits to Charlie's Place, a respite center for Alzheimer's patients.

The Baton Rouge Business Report named Fargas to the area's "Forty Under Forty," which recognizes stars in the community. In May 2013, Fargas was elected to the Women's Basketball Coaches Association Board of Directors.

Fargas, 43, was raised in Oak Ridge, Tenn., by her mother, Jean Fargas. She and her husband Justin Fargas are the proud parents of a daughter, Justice Simone Fargas, who was born on March 6, 2012.

Fargas has a younger sister, Simone, brother-in-law, Kirk and niece, Khayla. Her uncle, Mike Caldwell, played 11 seasons in the NFL as a linebacker. He currently serves as the assistant head coach/inside linebackers coach for the New York Jets.



## Champions For a Cause

Off the court, Fargas is an advocate for breast cancer awareness through the foundation she helped co-found, Champions For A Cause. Every year, Fargas rides her motorcycle through the country as part of Cruisin' For A Cause, raising thousands of dollars for breast cancer research.

## The Nikki Fargas File

**Birthdate:** May 21, 1972 **Age:** 43

**Hometown:** Oak Ridge, Tenn.

**Alma Mater:** Tennessee, 1994 (Public Relations)

**Twitter:** @NikkiCaldwell **Instagram:** @LSUNikkiCaldwell

### Playing Experience

1990-94 Tennessee 118-13 record, 1991 NCAA Champions

### Coaching Experience

YEAR	POSITION	SCHOOL
1998-99	Graduate Assistant	Tennessee
1999-2002	Assistant Coach	Virginia
2002-08	Assistant Coach	Tennessee
2008-11	Head Coach	UCLA
2011-present	Head Coach	LSU

### Head Coaching Record

YEAR	SCHOOL	OVERALL REC.	CONF. REC./FINISH	POSTSEASON NOTES
2008-09	UCLA	19-12	9-9/5th	
2009-10	UCLA	25-9	15-3/2nd	NCAA Second Round
2010-11	UCLA	28-5	16-2/2nd	NCAA Second Round
2011-12	LSU	23-11	10-6/4th	NCAA Second Round SEC Tournament Champ. Game
2012-13	LSU	22-12	10-6/6th	NCAA Sweet 16
2013-14	LSU	21-13	7-9/T-6th	NCAA Sweet 16
2014-15	LSU	17-14	10-6/T-4th	NCAA First Round
<b>UCLA Record</b>		<b>72-26 (.735)</b>	<b>40-14 (.741)</b>	<b>Three years</b>
<b>LSU Record</b>		<b>83-50 (.624)</b>	<b>37-27 (.578)</b>	<b>Four years</b>
<b>Overall</b>		<b>155-76 (.671)</b>	<b>77-41 (.653)</b>	<b>Seven years</b>

### Assistant Coaching Record

YEAR	SCHOOL	OVERALL REC.	POSTSEASON NOTES
1999-2000	Virginia	25-9	NCAA Sweet 16, ACC Champions
2000-01	Virginia	18-14	NCAA First Round
2001-02	Virginia	17-13	NCAA First Round
2002-03	Tennessee	33-5	NCAA National Runner-Up, SEC Champions
2003-04	Tennessee	31-4	NCAA National Runner-Up, SEC Champions
2004-05	Tennessee	30-5	NCAA Final Four, SEC Tournament Champions
2005-06	Tennessee	31-5	NCAA Elite Eight, SEC Tournament Champions
2006-07	Tennessee	34-3	NCAA National Champions, SEC Champions
2007-08	Tennessee	36-2	NCAA National Champions, SEC Tournament Champs
		<b>255-60 (.819)</b>	<b>Nine years</b>

## Fargas vs. All Opponents

(as a head coach)

Alabama	5-1	Montana	1-0
Alabama State	1-0	Montana State	1-0
Arkansas	2-4	UNCG	1-0
Arkansas-Pine Bluff	1-0	NC State	2-1
Arizona	6-0	Nebraska	0-1
Arizona State	4-2	Nevada	1-0
Auburn	5-0	New Orleans	1-0
California	6-2	Northwestern	0-1
Cal Poly	1-0	Notre Dame	1-0
UC Davis	1-0	Ohio State	0-1
UC Santa Barbara	3-0	Ole Miss	4-1
Cal State Fullerton	1-0	Oregon	5-1
Cal State Northridge	1-0	Oregon State	7-1
East Carolina	1-0	Penn State	1-1
East Tennessee State	2-0	Pepperdine	1-0
Florida	2-3	Princeton	1-0
FGCU	1-1	Rice	1-0
FIU	1-0	Rutgers	1-1
Gonzaga	0-1	San Diego	1-0
Georgia	2-3	San Diego State	2-0
Georgia Tech	1-0	Sam Houston State	1-0
Georgetown	1-1	Saint Mary's	2-0
Grambling	2-0	Santa Clara	1-1
Green Bay	1-0	Stephen F. Austin	1-0
Hampton	1-1	South Carolina	1-5
Hawaii	2-0	UNC Greensboro	1-0
Illinois State	0-1	USF	0-1
Indiana State	1-0	Southeastern La.	1-0
Jackson State	2-0	Stanford	0-9
Kansas	1-1	St. Joseph's	1-0
Kentucky	4-2	Tennessee	1-7
Lamar	1-0	Temple	1-0
Little Rock	1-1	Texas A&M	3-4
LSU	0-1	Texas Tech	0-2
Long Beach State	0-1	Tulane	1-3
Louisiana Tech	3-0	UCLA	1-0
Louisville	0-2	Utah	1-0
Loyola Marymount	2-0	USC	5-2
Maryland	0-1	Vanderbilt	3-2
McNeese State	2-0	Washington	5-1
Miami (FL)	0-1	Washington State	6-0
Mississippi State	6-0	West Virginia	2-0
Michigan	1-0	Wichita State	2-0
Missouri	4-0		



# Tasha Butts

Assistant Coach • Fifth Season

Tasha Butts, a standout player at the University of Tennessee and former WNBA player, begins her fifth season as an assistant coach at LSU.

Butts served on Nikki Fargas' staff during the four previous seasons that has seen the Lady Tigers return to national prominence. LSU has produced three 20-win seasons and four consecutive NCAA Tournament appearances highlighted by back-to-back NCAA Sweet 16 trips in 2012 and 2013.

Butts has worked closely with LSU's backcourt which has included Danielle Ballard and Raigyne Moncrief who both garnered All-SEC Freshman Team honors. Both players are listed among LSU's Top 10 for scoring during their true freshmen seasons.

Under Butts' tutelage, Ballard broke LSU's single-season record for steals and became the first player in program history - women or men - to reach 100 steals in a season. Ballard also put together a NCAA Tournament run for the ages in 2014 where she averaged 23.3 points and 14.0 rebounds per game. Her three-straight double-doubles was a program first since All-American Sylvia Fowles accomplished the feat in the 2008 NCAA Tournament.

Butts also guided All-SEC selection Adrienne Webb during her junior and senior seasons. She led the SEC in free throw shooting and was one of the top shooting guards in program history where she poured in a career-high 29 points to help lead the Lady Tigers past Penn State in the 2013 NCAA Second Round. Webb finished her career with 1,370 points.

Butts and fellow assistant coach Tony Perotti received the prestigious honor of attending the Villa 7 Consortium on Nike's campus in Oregon. The program brings together university athletics directors and the country's elite assistant coaches in an effort to prepare the next generation of college basketball leaders.

Butts arrived at LSU after three successful seasons as an assistant coach at UCLA. During her tenure with the Bruins, she worked with perimeter players and assisted with all other facets of the program, including academics, recruiting, scouting and player development.

UCLA reached the NCAA Tournament twice, compiling a 72-26 overall mark and second-place finishes in the Pac-10 Conference in both 2010 and 2011. The 2010-11 season saw the Bruins earn a No. 3 seed in the NCAA Tournament and set records for regular-season victories (26), Pac-10 wins (16) and scoring defense (55.3 points per game).

Butts was instrumental in the development of UCLA guards Darxia Morris, Doreena Campbell and Markel Walker. Morris was the Bruins' top scorer in 2010-11 as she earned first-team All-Pac-10 honors and was invited to training camp with the WNBA's Tulsa Shock.

Butts helped sign Walker, who arrived at UCLA as the nation's No. 4 ranked high school player according to ESPN HoopGurlz. Campbell became just the fourth Bruin ever to earn All-Pac-10 honors all four years of her career. She was also the fourth player in school history to record 1,000 points, 400 rebounds and 400 assists.

Prior to UCLA, Butts served as an assistant coach at Duquesne University in Pittsburgh, Pa., for the 2007-08 season where she worked primarily with the perimeter players. Her responsibilities included recruiting, opponent scouting, academics, equipment liaison and scheduling.

Butts was a proven winner as a player at Tennessee, helping the Lady Vols to a 124-17 record in her four seasons from 2000-04. Tennessee had a Sweet 16 appearance in her freshman season and advanced to the 2002 Final Four in her sophomore campaign. She then helped the Lady Vols to back-to-back National Championship games in her junior and senior seasons of 2003 and 2004. As a senior, she earned second-team All-Southeastern Conference honors after averaging 10.4 points per game and ranking second in the league in three-point field goal percentage (43.0).

In addition, Butts was part of four SEC regular-season championship teams, as Tennessee compiled a 55-1 SEC record in her four years. When she left UT, she ranked fourth in all-time games played (141) and tied for seventh in three-point shots made (103) at the school. Butts' career-high 37 points against Vanderbilt on Feb. 16, 2004, tied for 11th on the Lady Vols' single-game scoring list. Today, her career free throw percentage of 79.3 ranks 10th in UT annals.

Butts, 33, graduated from Tennessee in 2004 with a degree in sport management and a minor in business.



Butts was chosen by the Minnesota Lynx with the 20th selection in the 2004 WNBA Draft. She saw action in all 30 games as a rookie, helping the club equal a franchise record with 18 wins and earn a spot in the playoffs.

Following the 2004 WNBA season, she returned to her alma mater and served as a graduate assistant coach, working primarily with Pat Summitt and Nikki Fargas. The Lady Vols won the 2005 SEC Championship that season and advanced to the 2005 Final Four.

In fall 2005, she headed overseas, where she played for Essa/Barreiro in Portugal, averaging nearly 18.0 points per game. After one season with Essa, she moved on to Raanana Hertzliya in Israel, where she posted 15.5 points per contest. She also had brief stints with the Charlotte Sting and Houston Comets of the WNBA.

Butts grew up in Milledgeville, Ga., and attended Baldwin High School where she was a consensus All-American and the Georgia Gatorade State Player of the Year. She remains the all-time leading scorer at the school and her high school jersey No. 23 was retired in December 2000. In August 2004, the city of Milledgeville honored Butts with a key to the city and a proclamation of achievement on "Tasha Butts Day."

Butts credits her parents, Spencer Butts, Sr. and Evelyn Butts, with instilling the value of hard work and importance of family. She has one older brother, Spencer Butts, Jr.

## The Tasha Butts File

**Birthdate:** March 10, 1982

**Age:** 33

**Hometown:** Milledgeville, Ga.

**Education:** Tennessee, 2004 (Sport Management)

**Twitter:** @TashaButts

### Playing Experience

YEAR	TEAM
2000-04	Tennessee Lady Vols
2004	Minnesota Lynx (WNBA)
2005	European Pro Leagues (Portugal, Israel)

### Coaching Experience

YEAR	POSITION	SCHOOL
2004-05	Graduate Assistant	Tennessee
2007-08	Assistant Coach	Duquesne
2008-11	Assistant Coach	UCLA
2011-present	Assistant Coach	LSU





# Tony Perotti

Assistant Coach • Fifth Season

Tony Perotti enters his fifth season as an assistant coach at LSU after spending three years as an assistant coach on Nikki Fargas' staff at UCLA.

Perotti, who works with the Lady Tigers' post players, has played a vital role in lifting the LSU program back to national prominence with three 20-win seasons and four consecutive NCAA Tournament appearances highlighted by back-to-back NCAA Sweet 16 trips.

Perotti was instrumental in the development of Theresa Plaisance and Shanece McKinney who went on to continue their careers professionally with the WNBA's Tulsa Shock and New York Liberty. The duo also finished among the program's top five in blocked shots. Plaisance was a two-time All-SEC First-Team selection and became LSU's first SEC scoring champion during her junior season since Seimone Augustus in 2006. She is one of 18 players in program history to collect 1,000 points and 500 rebounds.

During Perotti's first season with the Lady Tigers in 2012-13, LSU reached its highest win total since 2008. The Lady Tigers captured 23 wins, reached the championship game of the Southeastern Conference Tournament and earned a berth in the NCAA Tournament second round.

Perotti played a vital role in the growth and progression of LaSondra Barrett who came away with two All-SEC First-Team accolades and WBCA All-America Honorable Mention status in 2011 and 2012. She finished as the program's 11th all-time leading scorer with 1,553 points, hauled in 813 rebounds to rank 10th in LSU history and shattered former All-American Sylvia Fowles' career free-throw record. Barrett went on to be chosen in the first round of the 2012 WNBA Draft.

Perotti was a member of the WBCA All-America committee completing the third year of his three-year term last season.

In summer 2012, Perotti and fellow assistant coach Tasha Butts received the prestigious honor of attending the Villa 7 Consortium, a program which brings together university athletics directors and the country's elite assistant coaches in an effort to prepare the next generation of college basketball leaders. The two-day program was held on the Nike campus in Oregon.

Perotti helped guide UCLA to national prominence in his three seasons, which included two NCAA Tournament appearances and a 72-26 overall record. UCLA made drastic improvements in every season. In 2008-09, the Bruins compiled a 19-12 record and finished fourth in the Pac-10 Conference. The following year, Perotti and UCLA went 25-9 overall and reached the second round of the NCAA Tournament.

The 2010-11 season saw Perotti and the Bruins enjoy a banner year. UCLA spent most of the season ranked in the top 10 and they earned a No. 3 seed in the NCAA Tournament after finishing with a 28-5 record and a second-place finish in the Pac-10. The Bruins set a record for regular-season victories (26), Pac-10 wins (16) and scoring defense (55.3 points per game).

Prior to UCLA, Perotti served as an assistant coach at Northern Arizona University for four seasons from 2004-08. He was the associate head coach his last two years at NAU. He served primarily as the team's recruiting coordinator, game scouting coordinator and in the development of the perimeter players.

In his four seasons at NAU, Perotti helped the Lumberjacks compile 71 victories, win the Big Sky Conference Tournament and advance to the school's first-ever NCAA Tournament. During his tenure, the Lumberjacks set school records for field goals, points scored, assists, rebounds, three-point shots made and free throw percentage. Guard Sade Cunningham set a school record for single-season and career assists.

In 2006-07, NAU led the conference in field goal percentage, scoring defense and assists per game. In his first season as an assistant, Perotti not only helped the team to a 19-10 record and third-place conference finish, but took over as head coach for three games (2-1) at the end of the season when the head coach was home with a newborn baby.

Perotti officially joined the collegiate coaching ranks as an assistant for five seasons at the University of San Francisco. He was the team's top assistant from 2000-04 and worked as the third assistant in his first season. He also served as the program's recruiting coordinator in 2000 and 2002-03.



During that period, Perotti helped to successfully sign two Junior College All-Americans, three West Coast Conference Freshmen of the Year, as well as international players from Germany and Denmark. On the court, he worked primarily with the perimeter players and assisted in team offensive and defensive philosophy development and strategies. He also served as summer camp director and completed his master's degree (2001) in sports and fitness management.

Before his time at USF, Perotti worked as an office assistant and summer camp coach at the University of Tennessee. He also served as a practice player for two seasons with the Lady Vols. While in Knoxville, Perotti gained coaching experience in 1999 as the co-head coach of the 11-and-under AAU team Knoxville Lady Lakers. At Tennessee, he earned his bachelor's degree in 1999 in sports management with a minor in business administration.

Perotti grew up on a dairy farm in Millerton, N.Y., where his family still owns and operates the Lone Pine Farm. He learned the value of a hard day's work from his father, John and grandfather, Frank and he grew up talking sports with his mother, Victoria and grandmother, Doris. Perotti has three siblings, brother Stephen and sisters Terry and Kelly, and three nieces, Krissy, Alexis and Cassidy.

## The Tony Perotti File

**Birthdate:** September 13, 1976

**Age:** 39

**Hometown:** Millerton, N.Y.

**Education**

**Undergraduate:** Tennessee, 1999 (Sports Management)

**Graduate:** San Francisco, 2001 (Sports and Fitness Management)

**Twitter:** @TonyPerotti

### Coaching Experience

YEAR	POSITION	SCHOOL
1999-2004	Assistant Coach	San Francisco
2004-06	Assistant Coach	Northern Arizona
2006-08	Associate Head Coach	Northern Arizona
2008-11	Assistant Coach	UCLA
2011-present	Assistant Coach	LSU



# Charlene Thomas-Swinson

Assistant Coach • First Season

Charlene Thomas-Swinson joined the Lady Tiger women's basketball staff in July 2015. Thomas-Swinson comes to LSU with over 20 years of coaching experience on all levels of the game which includes head coaching stops at St. John's and Tulsa.

Thomas-Swinson began her collegiate coaching career in the SEC as an assistant coach at Auburn and Florida. She also served as an assistant coach for the USA Women's Basketball National Team in 1999, and was an assistant coach for the WNBA's Orlando Miracle from 1999-2002.

Thomas-Swinson began her collegiate coaching career with a three-year stint at Columbia Union College in Maryland before she returned to her alma mater, Auburn, in 1992 under WBCA Hall of Fame Coach Joe Ciampi. The Tigers racked up 85 victories and reached the NCAA Tournament three times. Auburn made the NCAA Sweet 16 in 1993 and the NCAA Elite Eight in 1996.

Thomas-Swinson took over as the head coach at St. John's for three years from 1996-99. She landed three Top 30 recruiting classes sparked by the nation's No. 15 rated class in 1999 before she left St. John's to join 1999 WBCA Coach of the Year Carolyn Peck with the WNBA's Orlando Miracle for three seasons. During that time, Thomas-Swinson also was an assistant coach for USA Basketball for two years where she coached with the 1998 USA Women's Select Team and the 1999 USA Women's National Team.

Thomas-Swinson returned to the college game and the SEC at Florida under Peck. The Gators earned a spot in the 2004 NCAA Tournament, and she was instrumental in Florida landing a Top 10 recruiting class in 2005.

Thomas-Swinson moved back into the head coaching ranks at Tulsa from 2005-11. She guided the Golden Hurricane to a 26-6 mark during her first season en route to the 2006 Conference USA regular season and tournament titles. Tulsa knocked off No. 5 seed North Carolina State in the NCAA Tournament First Round before dropping a hard-fought four-point decision against DePaul.

The 2006 C-USA Coach of the Year, Thomas-Swinson played a major role in the development of Jillian Robbins, a two-time Associated Press and WBCA All-America Honorable Mention pick. She concluded her career as the school's record holder for points (2,108), rebounds (1,313), field goals (747), free throws (602), steals (347), blocks (251) and double-doubles (66).

Thomas-Swinson was a four-year letterwinner and was a three-year captain at Auburn from 1983-87. She won 99 career games, and Auburn secured its first-ever SEC regular season championship during her senior season. The Tigers also won the 1987 SEC Tournament title.

Auburn made a trio of NCAA Tournament appearances during Thomas-Swinson's playing career highlighted by a NCAA Sweet 16 trip in 1986 and a NCAA Elite Eight run in 1987. She currently ranks ninth in Auburn's record book with 761 career rebounds. She also is eight with a .536 career field goal percentage.

Thomas-Swinson earned her bachelor's degree in business management from Auburn in 1992. She is married to Aaron A. Swinson, who is an assistant coach at the University of Cincinnati. The couple has a son, Charles and a daughter, Jada.



## The Charlene Thomas-Swinson File

**Birthdate:** December 11, 1965

**Age:** 49

**Hometown:** Takoma Park, Maryland

**Education:** Auburn, 1992 (Business Management)

### Coaching Experience

YEAR	POSITION	SCHOOL
1989-92	Assistant Coach	Columbia Union College
1992-96	Assistant Coach	Auburn University
1996-99	Head Coach	St. John's University
1999-2002	Assistant Coach	Orlando Miracle (WNBA)
2002-05	Assistant Coach	University of Florida
2005-11	Head Coach	Tulsa University
2015-present	Assistant Coach	LSU





# Shaeeta Williams

Director of Basketball Operations • First Season

Shaeeta Williams enters her first season as LSU's Director of Basketball Operations, as she will oversee all day-to-day aspects of the Lady Tiger program.

Williams joins the Lady Tigers after spending the last two seasons as the head coach of her alma mater across the river at Brusly High School. In her second stint as the coach for the Lady Panthers, Williams led the team to the second round of the state playoffs in each of her two seasons at the helm.

Before returning to Louisiana, Williams served as an assistant at the University of Texas for several years. Under her former coach in Austin, Williams aided then coach Gail Goestenkors in day-to-day program responsibilities, directing UT basketball summer camps, coordinating basketball video work, and served as the program's liaison for community relations efforts which were coordinated through UT student services and marketing areas.

Williams was a former four-year letterwinner at Duke University under Goestenkors from the 1993-98 seasons. She was a member of Goestenkors' first recruiting class at Duke and saw action in 80 games in four years. Williams was the recipient of the Blue Devil Club Student-Athlete of the Year, which is awarded to the top rising senior who exemplifies excellence, academic achievement, leadership and sportsmanship. Williams was a three-time ACC Academic Honor Roll selection at Duke.

After completing her playing days, Williams moved into an administrative role with the Blue Devils for seven years, which included, among other tasks, marketing, promotions, community relations, academic support, video editing and recruiting. She also served as the director of the Blue Devil's summer basketball camps. In 2001-02, Williams moved into the role of assistant coach with the Blue Devils.

Before returning to Durham, she began her first stint as the varsity girls basketball coach at Brusly High School, for two years. She also served as assistant women's basketball coach at DePaul for the 1998-99 season.

As a prep player, Williams was the district most valuable player for three straight years, while being a first team all-state selection three times. She also competed in volleyball, track and field and softball at Brusly, earning all-state honors every year in softball and helping lead the school to a state championship, and was twice honored in volleyball.

Williams and her husband Bernell have a son, Seth, and reside in Baton Rouge.




## The Shaeeta Williams File

**Birthdate:** June 8, 1975

**Age:** 40

**Hometown:** Brusly, La.

**Education:** Duke, 1998 (Mathematics)



# Mike Harkness

Director of Video Operations • First Season

Mike Harkness joined the LSU women's basketball program as the director of video operations in fall 2015, following a four-year stint at Georgia Tech.


While at Georgia Tech, Harkness served as the director of video player personnel for the women's basketball program under coach MaChelle Joseph.

In his 15th year of working in the video profession, Harkness spent 11 years at his alma mater, the University of Maryland. His most recent appointment at Maryland was the director of coaches video, a promotion he earned after a year as assistant director of coaches video. In that role with the Terps, Harkness, along with his staff of two assistants and four students, oversaw the video needs for all Maryland sports except football.

He transitioned into working with all Terrapin sports after holding a graduate internship position with the basketball video department. He worked with the women's basketball team that won the 2006 National Championship and the 2009 ACC Tournament title.

While a student in College Park, Harkness began his career in the spring of 1999 working in the video department with the Maryland football team. During his time at Maryland, Harkness was a part of nine national championships and numerous ACC championships, and transitioned the Terrapins from an analog based video system to a fully digital video system.

The Hughesville, Md., native graduated from the University of Maryland with a degree in management science and statistics with a specialization of decision and information sciences in 2003.



## The Mike Harkness File

**Birthdate:** October 25, 1979

**Age:** 36

**Hometown:** Hughesville, Md.

**Education:** Maryland, 2003 (Management Science and Statistics)





## Melissa Seal

Assistant Strength & Conditioning Coordinator • 10th Season

Melissa Seal, one of the top strength and conditioning coordinators in women's basketball, enters her 10th season working with the LSU Lady Tiger basketball team. Seal, a native of Enon, La., also coordinates the strength and conditioning of the LSU softball team.

Seal came to LSU after stints at both Georgia Tech and Elon University as an assistant strength and conditioning coach. She spent two years at Georgia Tech working with Yellow Jackets' softball and women's tennis programs after a brief stint working with Elon University baseball, men's and women's soccer, women's basketball and track teams.

While earning her master's degree at Southern Miss, Seal spent two years working with the football, baseball, men's and women's basketball, soccer, tennis, softball and volleyball programs. She earned her undergraduate degree from Southern Miss in 2000.

Seal and her husband, Kevin, have a daughter Aubrey who was born in February 2014. The family lives in Baton Rouge.



## Micki Collins

Associate Athletic Trainer • 15th Season

Micki Collins enters her 15th year as an associate athletic trainer at LSU and her 14th season working with the Lady Tiger basketball team.

In addition to her duties as the athletic trainer for the women's basketball team, Collins serves as the primary athletic trainer for the LSU swimming and diving teams and assists with the women's tennis team. She served as the primary athletic trainer for the Tiger volleyball team in her first season at LSU.

Collins has a master's degree in sports pedagogy from LSU and earned her bachelor's degree in exercise science from the University of Nebraska in 2000. While at Nebraska, Collins worked as a student trainer for the nationally-ranked Cornhusker football team and for the women's basketball and gymnastics teams.

In addition, Collins has also worked various camps for volleyball and women's basketball both at Nebraska and at LSU.

The Chariton, Iowa, native is certified by the National Athletic Trainers Association, having completed her certification requirements in April 2000.

She married Ken Collins in July of 2005, and they have a five-year-old son, Granger and a two-year-old daughter, Gia.

## Support Staff



**Renee Braud**

Administrative Secretary



**Destini Hughes**

Graduate Assistant



**LaSondra Barrett**

Graduate Assistant

## 2015-16 Managers

Front Row (L-R): Hailey Kuhns, Ayana Mumford, Jhane Garner, Tajai McCollum, Rachel Rusk, Maya Esteves

Back Row (L-R): Ashley Jackson, Raheim Bass, Kayla Lee, Cristabelle Ojukwu, Harry Dilosa, Malcom Poree



## OVERALL STATISTICS

##	NAME	GP-GS	MIN/AVG	FG-FGA	PCT	3-POINT			FT-FTA	PCT	REBOUND			AVG	PF-FO	AST	TO	BLK	STL	PTS/AVG
						FG-FGA	PCT				OFF-DEF-TOT									
32	Danielle Ballard	17-13	538/31.6	92-228	.404	1-10	.100		62-85	.729	34-88-122	7.2	36-0	50	59	8	52			247/14.5
11	Raigyne Moncrief	31-30	901/29.1	142-366	.388	1-6	.167		80-121	.661	71-136-207	6.7	77-3	76	107	17	60			365/11.8
24	DaShawn Harden	30-15	769/25.6	126-333	.378	52-137	.380		29-39	.744	19-54-73	2.4	45-0	30	70	3	59			333/11.1
42	Sheila Boykin	31-24	762/24.6	76-159	.478	0-0	.000		32-58	.552	95-93-188	6.1	71-2	46	45	15	30			184/5.9
01	Jenna Deemer	31-1	396/12.8	63-156	.404	32-86	.372		19-28	.679	8-16-24	0.8	27-0	18	17	1	18			177/5.7
04	Anne Pedersen	31-27	745/4.0	62-165	.376	12-46	.261		31-37	.838	20-42-62	2.0	81-4	35	41	8	13			167/5.4
03	Akilah Bethel	31-13	630/20.3	56-121	.463	0-0	.000		39-75	.520	57-77-134	4.3	89-0	29	47	7	45			151/4.9
13	Rina Hill	31-23	637/20.5	48-118	.407	1-6	.167		31-37	.838	15-29-44	1.4	55-0	39	50	0	21			128/4.1
23	Stephanie Amichia	24-2	259/10.8	28-59	.475	0-0	.000		16-28	.571	32-39-71	3.0	55-2	3	18	9	9			72/3.0
31	Ann Jones	26-6	292/11.2	31-76	.408	0-0	.000		14-24	.583	34-39-73	2.8	43-1	8	33	6	6			76/2.9
10	Jasmine Rhodes	27-1	281/10.4	20-61	.328	1-4	.250		14-23	.609	17-23-40	1.5	20-0	11	22	3	24			55/2.0
35	Alliyah Fareo	11-0	65/5.9	3-7	.429	0-0	.000		0-2	.000	6-6-12	1.1	6-0	0	9	1	0			6/0.5
TEAM											68-54-122				14					
LSU		31	6275	747-1849	.404	100-295	.339		367-557	.659	476-696-1172	37.8	605-12	345	532	78	337			1961/63.3
OPPONENTS		31	6275	651-1644	.396	145-480	.302		428-625	.685	404-737-1141	36.8	568-8	364	628	98	284			1875/60.5

## SEC STATISTICS

##	NAME	GP-GS	MIN/AVG	FG-FGA	PCT	3-POINT			FT-FTA	PCT	REBOUND			AVG	PF-FO	AST	TO	BLK	STL	PTS/AVG
						FG-FGA	PCT				OFF-DEF-TOT									
32	Danielle Ballard	14-10	442/31.6	74-188	.394	1-8	.125		51-68	.750	29-72-101	7.2	30-0	40	52	6	44			200/14.3
11	Raigyne Moncrief	16-16	488/30.5	76-185	.411	1-5	.200		36-63	.571	30-66-96	6.0	41-3	36	58	7	31			189/11.8
24	DaShawn Harden	15-7	362/24.1	56-148	.378	22-58	.379		18-20	.900	9-22-31	2.1	28-0	13	35	1	22			152/10.1
04	Anne Pedersen	16-14	401/25.1	38-91	.418	5-23	.217		13-18	.722	11-21-32	2.0	44-3	16	14	6	8			94/5.9
42	Sheila Boykin	16-15	419/26.2	38-80	.475	0-0	.000		11-21	.524	48-50-98	6.1	41-2	28	24	7	18			87/5.4
01	Jenna Deemer	16-0	179/11.2	26-73	.356	13-44	.295		9-14	.643	3-8-11	0.7	13-0	9	4	1	5			74/4.6
13	Rina Hill	16-15	337/21.1	27-70	.386	1-6	.167		15-18	.833	2-13-15	0.9	26-0	17	21	0	11			70/4.4
03	Akilah Bethel	16-2	286/17.9	18-36	.500	0-0	.000		20-40	.500	26-31-57	3.6	42-0	10	16	3	23			56/3.5
23	Stephanie Amichia	12-1	130/10.8	13-27	.481	0-0	.000		9-15	.600	20-18-38	3.2	23-0	2	11	5	4			35/2.9
10	Jasmine Rhodes	13-0	121/9.3	13-28	.464	0-0	.000		6-10	.600	10-9-19	1.5	6-0	6	9	0	9			32/2.5
31	Ann Jones	12-0	73/6.1	5-12	.417	0-0	.000		4-6	.667	6-8-14	1.2	17-0	0	5	3	1			14/1.2
35	Alliyah Fareo	4-0	12/3.0	0-1	.000	0-0	.000		0-0	.000	1-1-2	0.5	2-0	0	2	0	0			0/0.0
TEAM											31-30-61				6					
LSU		16	3250	384-939	.409	43-144	.299		192-293	.655	226-349-575	35.9	313-8	177	257	39	176			1003/62.7
OPPONENTS		16	3250	341-841	.405	74-251	.295		222-321	.692	206-384-590	36.9	284-4	194	323	48	139			978/61.1

## TEAM STATISTICS

<b>SCORING</b>	<b>1961</b>	<b>1875</b>			
Points Per Game	63.3	60.5			
Scoring Margin	+2.8	-			
<b>FIELD GOALS-ATT</b>	<b>747-1849</b>	<b>651-1644</b>			
Field Goal%	.404	.396			
<b>3 POINT FG-ATT</b>	<b>100-295</b>	<b>145-480</b>			
3-Point FG%	.339	.302			
3-PT FG Made Per Game	3.2	4.7			
<b>FREE THROWS-ATT</b>	<b>367-557</b>	<b>428-625</b>			
Free Throw%	.659	.685			
Free Throws Made Per Game	11.8	13.8			
<b>REBOUNDS</b>	<b>1172</b>	<b>1141</b>			
Rebounds Per Game	37.8	36.8			
Rebounding Margin	+1.0	-			
<b>ASSISTS</b>	<b>345</b>	<b>364</b>			
Assists Per Game	11.1	11.7			
<b>TURNOVERS</b>	<b>532</b>	<b>628</b>			
Turnovers Per Game	17.2	20.3			
Turnover Margin	+3.1	-			
Assist/Turnover Ratio	0.6	0.6			
<b>STEALS</b>	<b>337</b>	<b>284</b>			
Steals Per Game	10.9	9.2			
<b>BLOCKS</b>	<b>78</b>	<b>98</b>			
Blocks Per Game	2.5	3.2			
<b>ATTENDANCE</b>	<b>42592</b>	<b>60690</b>			
Home Games-Avg/Game	15-2839	11-3962			
Neutral Site-Avg/Game	-	5-3422			
<b>SCORE BY PERIODS:</b>	<b>1st</b>	<b>2nd</b>	<b>OT</b>	<b>OT2</b>	<b>Total</b>
LSU	930	1005	16	10	1961
Opponents	865	994	8	8	1875



Raigyne Moncrief



## OVERALL RECORD • 17-14 • SEC RECORD • 10-6 • T-4TH

DATE	TIME	OPPONENT	SCORE	ATT.	HIGH POINTS	HIGH REBOUNDS
11/14/14	11:32 am	Arkansas-Little Rock	L, 70-54	4,914	(15)Raigyne Moncrief	(9)Raigyne Moncrief
11/15/14	3:32 p.m.	Sam Houston State	W, 71-45	2,102	(16)Jenna Deemer	(8)Raigyne Moncrief
11/17/14	7:02 p.m.	Jackson State	W, 52-44 (OT)	2,129	(12)Ann Jones	(14)Ann Jones
11/19/14	7:02 p.m.	Tulane	L, 51-45	2,111	(16)Akilah Bethel	(6)Sheila Boykin
11/22/14	2:02 p.m.	#22 Rutgers	L, 64-57	2,846	(15)DaShawn Harden	(11)Sheila Boykin
11/25/14	2:30 p.m.	vs Santa Clara [1]	L, 69-67	275	(14)Sheila Boykin	(6)Akilah Bethel
12/03/14	6:02 p.m.	Louisiana Tech	W, 73-59	2,272	(18)Raigyne Moncrief	(10)Raigyne Moncrief
12/14/14	2:02 p.m.	Southeastern Louisiana	W, 75-42	2,511	(20)DaShawn Harden	(10)Sheila Boykin
12/16/14	7:00 p.m.	at Long Beach State	L, 59-44	690	(11)DaShawn Harden	(12)Sheila Boykin
12/19/14	7:30 pm	at UC Santa Barbara	W, 78-45	522	(13)DaShawn Harden	(7)Raigyne Moncrief
					(13)Jenna Deemer	(7)Akilah Bethel
12/28/14	3:20 p.m.	vs UNC Greensboro [2]	W, 82-61	1,123	(15)Jenna Deemer	(11)Raigyne Moncrief
12/29/14	3:20 p.m.	at Miami [2]	L, 76-71	1,134	(18)DaShawn Harden	(7)Raigyne Moncrief
01/02/15	7:03 p.m.	*at Florida	W, 68-65	1,620	(23)DaShawn Harden	(7)Stephanie Amichia
01/04/15	2:05 p.m.	*#1 South Carolina	L, 75-51	3,438	(9)DaShawn Harden	(11)Sheila Boykin
01/08/15	8:05 p.m.	*Vanderbilt	W, 64-44	2,131	(18)DaShawn Harden	(9)Raigyne Moncrief
01/11/15	12:00 p.m.	*at #9 Texas A&M	L, 55-48	4,763	(13)Akilah Bethel	(10)Akilah Bethel
01/15/15	7:02 p.m.	*at #15 Mississippi State	W, 71-69 (2OT)	4,727	(24)Danielle Ballard	(10)Danielle Ballard
01/18/15	1:05 p.m.	*#10 Kentucky	W, 84-79	3,820	(25)Danielle Ballard	(11)Sheila Boykin
01/22/15	7:03 p.m.	*at #5 Tennessee	L, 75-58	11,612	(15)Danielle Ballard	(5)Raigyne Moncrief
					(15)Raigyne Moncrief	(5)Danielle Ballard
01/29/15	8:05 p.m.	*Ole Miss	W, 70-41	2,321	(22)Jenna Deemer	(7)Sheila Boykin
						(7)Raigyne Moncrief
02/02/15	6:02 p.m.	*Missouri	W, 74-65	2,483	(21)Raigyne Moncrief	(11)Danielle Ballard
02/05/15	6:00 pm	*at Auburn	W, 60-49	1,899	(14)Danielle Ballard	(9)Sheila Boykin
02/08/15	4:10 p.m.	*Alabama	W, 51-39	3,416	(11)Danielle Ballard	(13)Raigyne Moncrief
					(11)Raigyne Moncrief	
02/12/15	7:00 p.m.	*at #1 South Carolina	L, 86-62	12,342	(16)Danielle Ballard	(12)Sheila Boykin
						(12)Danielle Ballard
02/19/15	7:05 p.m.	*Georgia	W, 64-52	2,635	(16)Raigyne Moncrief	(12)Danielle Ballard
02/22/15	1:00 p.m.	*at Arkansas	L, 63-41	2,923	(14)DaShawn Harden	(8)Danielle Ballard
02/26/15	6:00 pm	*at Ole Miss	L, 58-57	1,346	(18)Raigyne Moncrief	(8)Raigyne Moncrief
03/01/15	1:05 p.m.	*#12 Texas A&M	W, 80-63	3,463	(28)DaShawn Harden	(7)Danielle Ballard
03/06/15	2:30 p.m.	vs #18 Texas A&M [3]	W, 71-65	4,630	(22)Danielle Ballard	(10)Danielle Ballard
03/07/15	4:01 p.m.	vs #3 South Carolina [3]	L, 74-54	5,524	(20)Raigyne Moncrief	(6)Sheila Boykin
03/21/15	6:30 p.m.	vs #25 USF [4]	L, 73-64	5,560	(17)Danielle Ballard	(10)Raigyne Moncrief

1 = Hardwood Tournament of Hope (Puerto Vallarta, Mexico)

2 = Miami Holiday Tournament (Coral Gables, Fla.)

3 = SEC Tournament (North Little Rock, Ark.)

4 = NCAA Tournament First Round (Tampa, Fla.)

\* = SEC game

Notes: Rankings indicate Associated Press Top 25 ranking on day of game.

## ATTENDANCE SUMMARY

SITE	GAMES	TOTALS	GAME AVG.
HOME	15	42592	2839
AWAY	11	43578	3962
NEUTRAL	5	17112	3422
TOTAL	31	103282	3332



DaShawn Harden

## TEAM GAME HIGHS

Points	84	#10 Kentucky (01/18/15)
Field Goals Made	32	Southeastern Louisiana (12/14/14)
Field Goal Attempts	74	Southeastern Louisiana (12/14/14)
Field Goal Percentage	.545 (30-55)	at UC Santa Barbara (12/19/14)
3-Point Field Goals Made	8	at Miami (12/29/14)
3-Point Field Goal Attempts	16	Southeastern Louisiana (12/14/14)
3-Point Field Goal Percentage	.714 (5-7)	Louisiana Tech (12/03/14)
Free Throws Made	25	Arkansas-Little Rock (11/14/14)
Free Throw Attempts	34	Arkansas-Little Rock (11/14/14)
Free Throw Percentage	1.000 (14-14)	at Auburn (02/05/15)
Rebounds	53	vs UNC Greensboro (12/28/14)
	53	Southeastern Louisiana (12/14/14)
Assists	20	Southeastern Louisiana (12/14/14)
Steals	22	Ole Miss (01/29/15)
Blocked Shots	10	Jackson State (11/17/14)
Turnovers	27	Jackson State (11/17/14)
Fouls	27	at #15 Mississippi State (01/15/15)

## TEAM GAME LOWS

Points	41	at Arkansas (02/22/15)
Field Goals Made	14	Arkansas-Little Rock (11/14/14)
Field Goal Attempts	43	Arkansas-Little Rock (11/14/14)
Field Goal Percentage	.257 (18-70)	at Long Beach State (12/16/14)
3-Point Field Goals Made	0	at Long Beach State (12/16/14)
	0	at #9 Texas A&M (01/11/15)
3-Point Field Goal Attempts	4	Arkansas-Little Rock (11/14/14)
3-Point Field Goal Percentage	.000 (0-12)	at Long Beach State (12/16/14)
	.000 (0-8)	at #9 Texas A&M (01/11/15)
Free Throws Made	3	at Miami (12/29/14)
	3	at Arkansas (02/22/15)
Free Throw Attempts	7	at Miami (12/29/14)
Free Throw Percentage	.273 (3-11)	at Arkansas (02/22/15)
Rebounds	25	at Miami (12/29/14)
	25	at #5 Tennessee (01/22/15)
	25	vs #3 South Carolina (03/07/15)
Assists	3	Arkansas-Little Rock (11/14/14)
Steals	4	Arkansas-Little Rock (11/14/14)
	4	Georgia (02/19/15)
	4	vs #18 Texas A&M (03/06/15)
Blocked Shots	0	Arkansas-Little Rock (11/14/14)
	0	at #5 Tennessee (01/22/15)
	0	at Auburn (02/05/15)
	0	#12 Texas A&M (03/01/15)
Turnovers	6	vs #18 Texas A&M (03/06/15)
Fouls	11	Sam Houston State (11/15/14)

## INDIVIDUAL GAME HIGHS

Points	28	DaShawn Harden vs #12 Texas A&M (03/01/15)
Field Goals Made	10	Danielle Ballard at #15 Mississippi State (01/15/15)
Field Goal Att.	21	Danielle Ballard at #1 South Carolina (02/12/15)
FG Pct (min 5 made)	1.000 (6-6)	Anne Pedersen at Florida (01/02/15)
3-Point FG Made	5	DaShawn Harden vs #3 South Carolina (03/07/15)
	5	DaShawn Harden vs #12 Texas A&M (03/01/15)
3-Point FG Att.	9	DaShawn Harden vs #22 Rutgers (11/22/14)
3-Pt FG Pct (min 2 made)	1.000 (2-2)	DaShawn Harden vs Louisiana Tech (12/03/14)
Free Throws Made	9	Rina Hill vs UNC Greensboro (12/28/14)
Free Throw Att.	11	Danielle Ballard vs Missouri (02/02/15)
FT Pct (min 5 made)	1.000 (9-9)	Rina Hill vs UNC Greensboro (12/28/14)
	1.000 (6-6)	Danielle Ballard at Auburn (02/05/15)
	1.000 (5-5)	DaShawn Harden vs #12 Texas A&M (03/01/15)
Rebounds	14	Ann Jones vs Jackson State (11/17/14)
Assists	9	Raigyne Moncrief vs Southeastern Louisiana (12/14/14)
Steals	7	Danielle Ballard vs Ole Miss (01/29/15)
	7	Raigyne Moncrief vs Louisiana Tech (12/03/14)
Blocked Shots	3	Raigyne Moncrief vs Jackson State (11/17/14)
Turnovers	9	Raigyne Moncrief at Florida (01/02/15)
Fouls	5	12 times
Minutes	42	DaShawn Harden at #15 Mississippi State (01/15/15)



Sheila Boykin



Jenna Deemer



Danielle Ballard



## LSU RECORD BREAKDOWN

	OVERALL	SEC
At Home	11-4	7-1
On Road	4-7	3-5
At Neutral Sites	2-3	-
Day Games	7-8	3-3
Night Games (After 5pm)	10-6	7-3
Overtime Games	2-0	1-0
Games Decided by 10 Pts or Less	6-7	4-2
Games Decided by 5 Pts or Less	3-3	3-1
Games Following a Loss	9-4	5-1
Games Following a Win	8-9	4-5
In November	2-4	-
In December	4-2	-
In January	5-3	5-3
In February	4-3	4-3
In March	2-2	1-0

## SCORING

LSU Leads at Halftime	16-3	9-1
LSU Trails at Halftime	0-11	0-5
Tied at Halftime	1-0	1-0
LSU Scores Less Than 60	2-10	1-5
LSU Scores 60-69	4-3	4-1
LSU Scores 70-79	8-1	3-0
LSU Scores 80-89	3-0	2-0
LSU Scores 90+	0-0	0-0
Opponent Scores Less Than 60	10-4	5-2
Opponent Scores 60-69	6-3	4-1
Opponent Scores 70-79	1-6	1-2
Opponent Scores 80-89	0-1	0-1
Opponent Scores 90+	0-0	0-0

## REBOUNDING

LSU Out-Rebounds Opponent	10-5	6-1
Equal Rebounds	0-0	0-0
Opponent Out-Rebounds LSU	7-9	4-5
LSU Has 40+	9-3	4-0
LSU Has Fewer Than 40	8-11	6-6

## FIELD GOALS

LSU Has Higher FG%	14-3	7-1
LSU Has Lower FG%	3-11	3-5
LSU Shoots Higher Than 40%	14-3	8-2
LSU Shoots Lower Than 40%	3-10	2-4
Opp. Shoots Higher Than 40%	3-10	2-4
Opp. Shoots Lower Than 40%	14-4	8-2

## FREE THROWS

LSU Attempts More FTs	10-0	6-0
LSU Attempts Fewer FTs	6-13	4-6
Equal Free Throw Attempts	1-1	0-0
LSU Makes More FTs	10-2	6-0
LSU Makes Fewer FTs	6-12	3-6
Equal Free Throw Makes	1-0	1-0
LSU Makes 15 or more FTs	8-1	6-0
LSU Makes 20 or more FTs	1-1	1-0
LSU Makes 25 or more FTs	0-1	0-0

## LSU PERFORMANCE LIST

DOUBLE-DOUBLES	14-15	CAREER
Danielle Ballard	5	12
Sheila Boykin	4	4
Raigyne Moncrief	5	5
Akilah Bethel	1	1
Ann Jones	1	1

DOUBLE-FIGURE SCORING	14-15	CAREER
Danielle Ballard	14	51
Raigyne Moncrief	22	36
DaShawn Harden	15	22
Sheila Boykin	8	8
Jenna Deemer	7	7
Anne Pedersen	6	7
Rina Hill	3	4
Akilah Bethel	3	3
Jasmine Rhodes	-	3
Ann Jones	1	1

DOUBLE-FIGURE REBOUNDING	14-15	CAREER
Danielle Ballard	5	14
Sheila Boykin	6	6
Raigyne Moncrief	6	6
Akilah Bethel	1	1
Ann Jones	1	1

20+ SCORING	14-15	CAREER
Danielle Ballard	4	15
DaShawn Harden	3	4
Raigyne Moncrief	2	4
Jenna Deemer	1	1

5+ ASSISTS	14-15	CAREER
Danielle Ballard	4	16
Raigyne Moncrief	6	7
Akilah Bethel	1	1
Anne Pedersen	1	2

GAMES AS LEADING SCORER	14-15	CAREER
Danielle Ballard	8	21
DaShawn Harden	10	12
Raigyne Moncrief	8	15
Jenna Deemer	4	4
Akilah Bethel	2	2
Sheila Boykin	1	1
Ann Jones	1	1
Jasmine Rhodes	-	1

Notes - Deemer & Harden scored same amount of points at UCSB; Ballard & Moncrief scored same amount of points at Tennessee and against Alabama.

GAMES AS LEADING REBOUNDER	14-15	CAREER
Danielle Ballard	8	31
Raigyne Moncrief	13	17
Sheila Boykin	9	9
Akilah Bethel	3	3
Stephanie Amichia	1	1
Ann Jones	1	1

Notes - Bethel & Moncrief had same amount of rebounds at UCSB; Ballard & Moncrief tied at Tennessee and at South Carolina; Boykin & Moncrief tied against Ole Miss.

## LSU RECORD BY STARTING LINEUP

1. Hill, Moncrief, Pedersen, Bethel, Jones	2-4
2. Harden, Moncrief, Pedersen, Bethel, Boykin	2-1
3. Hill, Deemer, Moncrief, Amichia, Boykin	1-0
4. Harden, Rhodes, Pedersen, Bethel, Boykin	1-0
5. Hill, Harden, Moncrief, Bethel, Boykin	1-1
6. Hill, Harden, Moncrief, Amichia, Boykin	0-1
7. Hill, Harden, Moncrief, Pedersen, Boykin	3-1
8. Hill, Ballard, Moncrief, Pedersen, Boykin	5-3
9. Hill, Ballard, Moncrief, Pedersen, Bethel	0-1
10. Ballard, Harden, Moncrief, Pedersen, Boykin	2-2

## 2014-15 LSU HONOR ROLL

## Danielle Ballard • Jr. • G

- All-SEC First Team • Coaches
- All-SEC Defensive Team • Coaches
- Preseason All-SEC First Team • Coaches
- ESPNW, USBWA, SEC, LSWA Player of the Week (01/19)

## Raigyne Moncrief • So. • G

- SEC Player of the Week (02/09)

## Jenna Deemer • Fr. • G

- Miami Holiday All-Tournament Team

## LARGEST LEADS, DEFICITS, RUNS

	LSU LEAD	OPP. LEAD	LSU RUN
Arkansas-Little Rock	4	20	4-0
Sam Houston State	26	3	11-0
Jackson State	11	5	9-0
Tulane	2	8	8-0
#22 Rutgers	4	13	8-0
vs. Santa Clara	-	14	7-0
Louisiana Tech	27	2	15-0
Southeastern La.	35	1	20-0
at Long Beach State	-	20	6-0
at UC Santa Barbara	36	2	12-0
vs. UNC Greensboro	24	-	8-0
at Miami	2	18	14-0
at Florida	7	15	10-0
#1 South Carolina	2	31	5-0
Vanderbilt	22	1	17-0
at #9 Texas A&M	7	7	7-0
at #15 Mississippi St.	11	4	7-0
#10 Kentucky	10	4	8-0
at #5 Tennessee	-	17	6-0
Ole Miss	33	-	8-0
Missouri	20	2	11-0
at Auburn	15	1	11-0
Alabama	16	-	9-0
at #1 South Carolina	2	28	8-0
Georgia	16	4	12-0
at Arkansas	-	22	6-0
at Ole Miss	1	13	9-0
#12 Texas A&M	20	-	13-0
vs. #18 Texas A&M	19	-	13-0
vs. #3 South Carolina	11	23	7-0
vs. #25 USF	5	17	4-0

## #25 USF 73, LSU 64 • 03/21/15 NCAA FIRST ROUND • SUN DOME

### LADY TIGERS' SEASON ENDS IN NCAA FIRST ROUND

**TAMPA, Fla.** – The LSU women's basketball team had its season come to a close as No. 25 USF defeated the Lady Tigers 73-64 in front of 5,560 fans during the opening round of the NCAA Tournament on Saturday evening at the Sun Dome.

The Lady Tigers finish at 17-14 overall, while USF improved to 27-7. LSU was making its fourth straight NCAA Tournament appearance under coach Nikki Caldwell. The 27 wins for the Bulls matched a program single-season record. USF advances to face No. 8 Louisville in Monday's NCAA Second Round on its home court.

"A lot of credit to USF; they really did a nice job of attacking the rim," Caldwell said. "I thought that was key. A key component in tonight's game was who was going to keep who off the boards. I'm very proud of my young team. We're not one of the biggest teams in our conference or in the country but we play with a lot of heart and we really did a nice job at times of playing as a unit."

"We're going to miss our three seniors," added Caldwell. "DaShawn Harden has done a phenomenal job for us in a short period of time. She and (Sheila) Boykin have meant a lot to our program as well as Anne Pedersen."

The loss overshadowed the play of LSU starting backcourt of Danielle Ballard, DaShawn Harden and Raigyne Moncrief who piled up 46 of LSU's 64 points.

Ballard, the All-SEC First-Team pick, registered a team-leading 17 points coupled with seven rebounds, six steals and three assists. She has reeled off double figures in 14 of her 15 appearances and her last five NCAA Tournament games going back to the 2013 season.

Harden threw in 16 points during her final game with the Purple and Gold. She garnered 11 of her 15 efforts in double figures during her senior campaign as a starter.

Moncrief notched her fifth double-double with 13 points and 10 rebounds. She reached 10-plus points for a team-leading 22nd time on the season and in 13 of her last 15 outings.

Off the bench, Jenna Deemer tacked on seven points. Ann Jones battled her way to six points and six rebounds for the Lady Tigers.

LSU had its streak of 16 consecutive victories in opening round games at the NCAA Tournament come to an end. The last time LSU lost a NCAA opener was a 93-73 decision to Lamar in 1991. The Lady Tigers have posted a 43-24 overall record in NCAA Tournament play.

LSU had a five-point advantage early in the contest and overcame a tough first-half deficit at the foul line to cut the game to six at intermission. However, two quick three-pointers by USF inside the opening 54 seconds of the second half put the game in a position where the Lady Tigers were unable to get back closer than eight in the second half. USF led by as much as 17 in the final four minutes of the contest.

Courtney Williams, who became the all-time single season scorer in USF women's history, led the Bulls with 17 points, 12 rebounds and six assists. Alisia Jenkins added 15 points and eight rebounds, while Maria Jespersen fired in 11 points off the bench on a flawless 5-of-5 shooting.

Neither team shot particularly well with LSU making 39 percent (26-of-67) and USF garnering a 37 percent shooting clip (24-of-65). Both teams made three treys, but the first half saw USF spend much of the first 20 minutes at the charity stripe. For the game, the Bulls were 22-of-29 compared to a 9-of-12 mark for the Lady Tigers at the foul line.

The Lady Tigers started well and buried four of its five field goal attempts to open the game. Ballard provided two buckets followed by baskets for Harden and Moncrief to give LSU an 8-3 edge at the 17:28 mark.

USF responded with a quick move forward and 24 of the next 31 points over the next 8:43 off the clock to take a 27-15 lead with 8:00 remaining. The Bulls were sparked by 12 of their 24 points coming from the free throw line.

LSU's frontcourt had to deal with foul trouble as Anne Pedersen, Sheila Boykin and Akilah Bethel each had two fouls before the 10-minute mark of the contest. USF dominated the boards as LSU was limited to one shot or turned the ball over on 24 of its first 25 possessions of the contest.

The Lady Tigers were able to conclude the opening stanza with a strong finishing kick. Trailing 37-27 with 1:44 remaining, Pedersen dialed up a three-pointer to cut the margin to seven at 37-30.

On LSU's next possession, Ballard stole the ball and had a chance to trim the margin down to five points but misfired on a layup.

With 1.2 seconds to go, the Lady Tigers executed an alley-oop in the lane. Ballard lobbed the ball to Moncrief who beat the buzzer with a 5-footer in the lane which pulled LSU within 38-32 at intermission.

The Lady Tigers had a 14-11 advantage in field goals with one three-pointer, but USF was 16-of-20 at the free throw line. LSU only went to the stripe four times and went 3-for-4 during the opening 20 minutes.

After going 0-for-8 from beyond the three-point line in the first half, Laura Ferreira drained back-to-back triples inside the first 54 seconds to double USF's lead to 12, 44-32.

Out of the timeout, LSU turned the ball over and Jenkins drove through the LSU defense to stretch the home team's advantage to 14 points with 18:30 left.

The Lady Tigers wouldn't fade away as Harden bookended treys between a Ballard driving layup to bring LSU to 48-40 at the 16:34 mark.

LSU stayed within striking distance, but USF used a 14-6 spurt to extend a nine-point margin from 57-48 to its largest lead at 71-54 with 3:40 remaining.

After a pair of Williams free throws gave her USF's single season scoring record, the Lady Tigers amassed the final six points for the closing margin of 73-64.

LSU committed 16 turnovers compare to 13 for the Bulls. USF compiled a 16-10 advantage in points off of turnovers. The Bulls also scored 20 of the game's 29 points on second chance opportunities.

"In the first half, we had three of our post players on the bench and had to go with a smaller lineup," Caldwell said. "I do feel like that affected us in the first half being in foul trouble. We liked the tempo of the game when it's flowing and not choppy and is consistent with calls. We like when we're able to play fluently especially being in a conference like the SEC where it is physical."

"The one thing that I will say (is) at the end (of the first half) that momentum play that Moncrief hit definitely was a positive in our favor," added Caldwell. "We talked about the first four minutes of the second half, and that half you have to win that segment. We missed some opportunities to keep them off the glass. Their first eight points were off second chance points in that segment so the board play was a factor where we could not keep them off the glass. They did a phenomenal job on the offensive boards."

	1	2	F
LSU	32	32	64
#25 USF	38	35	73

### LSU LEADERS

Scoring • Danielle Ballard - 17, DaShawn Harden - 16, Raigyne Moncrief - 13

Rebounding • Raigyne Moncrief - 10, Danielle Ballard - 7

Assists • Raigyne Moncrief - 4, Danielle Ballard - 3



Raigyne Moncrief posted a double-double versus USF.



## Game 1 • Arkansas-Little Rock 70, LSU 54

11/14/14 • Baton Rouge, La. • Maravich Center



Official Basketball Box Score -- Game Totals -- Final Statistics  
**Arkansas-Little Rock vs LSU**  
 11/14/14 11:32 am at Baton Rouge, La. (Maravich Center)



## Arkansas-Little Rock 70 • 1-0

#	Player	Total		3-Ptr		Rebounds			PF	TP	A TO Blk			Stl	Min
		FG-FGA	FG-FGA	FT-FTA	FT-FTA	Off Def Tot	Off Def Tot	PF			TP	A TO Blk	Stl		
04	Clark, Kiera	f	3-8	0-1	0-0	0 1 1	4 6	0 1 0	3	25					
21	Williams, Lexus	f	0-0	0-0	0-0	0 0 0	1 0	0 0 0	0	7					
33	Keys, Keanna	f	1-6	0-0	4-6	3 6 9	5 6	1 4 0	0	27					
10	Dawn, Alexius	g	4-10	4-9	0-1	1 0 1	3 12	1 1 0	1	39					
32	Cobbins, Ka'Neshea	g	2-5	0-1	6-7	0 6 6	4 10	6 4 0	3	34					
20	James, Shanity		2-3	0-0	5-9	3 4 7	4 9	1 1 0	0	30					
24	Gault, Taylor		4-11	1-3	3-6	0 0 0	3 12	0 1 2	0	21					
40	Pratt, Kaitlyn		5-6	0-0	5-5	1 2 3	4 15	0 1 0	0	17					
Team						3 2 5									
Totals			21-49	5-14	23-34	11 21 32	28 70	9 13 2	7	200					

FG % 1st Half: 8-25 32.0% 2nd half: 13-24 54.2% Game: 21-49 42.9%  
 3FG % 1st Half: 1-7 14.3% 2nd half: 4-7 57.1% Game: 5-14 35.7%  
 FT % 1st Half: 7-12 58.3% 2nd half: 16-22 72.7% Game: 23-34 67.6%

## LSU 54 • 0-1

#	Player	Total		3-Ptr		Rebounds			PF	TP	A TO Blk			Stl	Min
		FG-FGA	FG-FGA	FT-FTA	FT-FTA	Off Def Tot	Off Def Tot	PF			TP	A TO Blk	Stl		
03	BETHEL, Akliah	f	2-3	0-0	2-2	0 2 2	4 6	0 4 0	0	19					
31	JONES, Ann	f	2-3	0-0	2-4	1 2 3	4 6	0 4 0	0	20					
04	PEDERSEN, Anne	g	0-2	0-1	2-2	0 0 0	4 2	1 1 0	0	20					
11	MONCRIEF, Raigyne	g	4-12	0-0	7-10	1 8 9	2 15	0 2 0	1	30					
13	HILL, Rina	g	3-7	0-0	2-2	3 1 4	1 8	1 2 0	2	26					
01	DEEMER, Jenna		2-5	1-2	2-2	1 0 1	1 7	1 0 0	0	15					
10	RHODES, Jasmine		0-4	0-0	4-8	2 1 3	4 4	0 1 0	0	17					
23	AMICHIA, Stephanie		0-0	0-0	0-0	0 3 3	2 0	0 1 0	0	5					
24	HARDEN, DaSHAWN		0-5	0-1	0-0	1 1 2	2 0	0 2 0	1	21					
35	FAREO, Aliyah		0-0	0-0	0-0	0 2 2	0 0	0 0 0	0	7					
42	BOYKIN, Sheila		1-2	0-0	4-4	1 2 3	2 6	0 1 0	0	20					
Team						2 2 2									
Totals			14-43	1-4	25-34	12 22 34	26 54	3 20 0	4	200					

FG % 1st Half: 7-20 35.0% 2nd half: 7-23 30.4% Game: 14-43 32.6%  
 3FG % 1st Half: 1-2 50.0% 2nd half: 0-2 0.0% Game: 1-4 25.0%  
 FT % 1st Half: 11-14 78.6% 2nd half: 14-20 70.0% Game: 25-34 73.5%

Officials: Mark Zentz, Brian Hall, Eric Koch  
 Technical fouls: Arkansas-Little Rock-None. LSU-None.  
 Attendance: 4914  
 Actual attendance: 2896

Score by periods	1st	2nd	Total
Arkansas-Little Rock	24	46	70
LSU	26	28	54

Points	In	Off	2nd	Fast	Bench
Arkansas-Little Rock	18	20	9	2	36
LSU	14	10	8	0	17

Last FG - UALR 2nd-00:36, LSU 2nd-00:08.  
 Largest lead - UALR by 20 2nd-03:10, LSU by 4 1st-17:19.  
 UALR led for 26:01. LSU led for 05:52. Game was tied for 07:42.

Score tied - 8 times.  
 Lead changed - 7 times.

## Game 2 • LSU 71, Sam Houston State 45

11/15/14 • Baton Rouge, La. • Maravich Center



Official Basketball Box Score -- Game Totals -- Final Statistics  
**Sam Houston State vs LSU**  
 11/15/14 3:32 p.m. at Baton Rouge, La. (Maravich Center)



## Sam Houston State 45 • 0-1

#	Player	Total		3-Ptr		Rebounds			PF	TP	A TO Blk			Stl	Min
		FG-FGA	FG-FGA	FT-FTA	FT-FTA	Off Def Tot	Off Def Tot	PF			TP	A TO Blk	Stl		
33	Moore, Shadijah	f	1-2	0-0	1-2	3 6 9	4 3	0 5 1	1	32					
03	Robertson, Shernise	g	7-15	5-10	2-2	0 0 0	3 21	1 1 0	4	36					
11	Dorsey, Taylor	g	3-9	1-2	1-2	0 1 1	0 8	1 3 0	4	25					
21	Wiley, Jazmin	g	3-5	0-0	0-1	1 0 1	3 6	1 4 0	0	31					
23	Barnes, Amanda	g	2-7	1-6	0-0	0 4 4	3 5	2 5 0	2	30					
01	Clavelle, Sally		0-0	0-0	0-0	0 0 0	0 0	0 0 0	0	4					
04	Anderson, Jasmin		1-3	0-2	0-0	1 1 2	0 2	0 2 0	0	8					
05	Day, Morghen		0-3	0-2	0-0	1 0 1	2 0	1 2 0	0	17					
25	Gullory, Sandra		0-1	0-0	0-0	0 3 3	4 0	0 0 1	0	14					
30	Kimble, Alexandra		0-0	0-0	0-0	0 2 2	0 0	1 0 0	0	3					
Team						0 1 1									
Totals			17-45	7-22	4-7	6 18 24	19 45	7 24 1	11	200					

FG % 1st Half: 10-26 38.5% 2nd half: 7-19 36.8% Game: 17-45 37.8%  
 3FG % 1st Half: 4-12 33.3% 2nd half: 3-10 30.0% Game: 7-22 31.8%  
 FT % 1st Half: 1-3 33.3% 2nd half: 3-4 75.0% Game: 4-7 57.1%

## LSU 71 • 1-1

#	Player	Total		3-Ptr		Rebounds			PF	TP	A TO Blk			Stl	Min
		FG-FGA	FG-FGA	FT-FTA	FT-FTA	Off Def Tot	Off Def Tot	PF			TP	A TO Blk	Stl		
31	JONES, Ann	f	3-5	0-0	1-2	3 3 6	2 7	0 0 0	1	15					
03	BETHEL, Akliah	f	2-5	0-0	1-3	2 3 5	2 5	1 2 0	3	17					
04	PEDERSEN, Anne	g	2-5	0-1	2-2	1 1 2	1 6	1 1 0	1	21					
11	MONCRIEF, Raigyne	g	4-10	0-0	4-5	5 3 8	1 12	0 2 0	0	22					
13	HILL, Rina	g	1-6	0-0	0-0	0 1 1	3 2	1 3 0	3	26					
01	DEEMER, Jenna		7-9	2-3	0-0	1 0 1	0 16	2 2 0	0	21					
10	RHODES, Jasmine		1-5	1-2	0-0	0 3 3	0 3	1 1 1	1	13					
23	AMICHIA, Stephanie		4-9	0-0	1-1	3 3 6	1 9	0 0 1	1	15					
24	HARDEN, DaSHAWN		2-6	1-3	2-2	1 1 2	1 7	3 5 0	2	17					
35	FAREO, Aliyah		1-2	0-0	0-0	1 2 3	0 2	0 1 0	0	18					
42	BOYKIN, Sheila		1-4	0-0	0-0	3 2 5	0 2	2 1 0	4	15					
Team						3 2 5									
Totals			28-66	4-9	11-15	23 24 47	11 71	11 19 2	16	200					

FG % 1st Half: 13-39 33.3% 2nd half: 15-27 55.6% Game: 28-66 42.4%  
 3FG % 1st Half: 3-6 50.0% 2nd half: 1-3 33.3% Game: 4-9 44.4%  
 FT % 1st Half: 3-4 75.0% 2nd half: 8-11 72.7% Game: 11-15 73.3%

Officials: Bryan Entlerline, Amy Bonner, Laura C. Morris  
 Technical fouls: Sam Houston State-None. LSU-None.  
 Attendance: 2102  
 Actual Attendance: 759

Score by periods	1st	2nd	Total
Sam Houston State	25	20	45
LSU	32	39	71

Points	In	Off	2nd	Fast	Bench
SHSU	12	11	2	0	2
LSU	38	20	18	2	39

Last FG - SHSU 2nd-06:33, LSU 2nd-00:11.  
 Largest lead - SHSU by 3 1st-18:17, LSU by 26 2nd-00:11.  
 SHSU led for 10:24. LSU led for 26:39. Game was tied for 02:57.

Score tied - 4 times.  
 Lead changed - 7 times.

## Game 3 • LSU 52, Jackson State 44 • OT

11/17/14 • Baton Rouge, La. • Maravich Center



Official Basketball Box Score -- Game Totals -- Final Statistics  
**Jackson State vs LSU**  
 11/17/14 7:02 p.m. at Baton Rouge, La. (Maravich Center)



## Jackson State 44 • 0-2

#	Player	Total		3-Ptr		Rebounds			PF	TP	A TO Blk			Stl	Min
		FG-FGA	FG-FGA	FT-FTA	FT-FTA	Off Def Tot	Off Def Tot	PF			TP	A TO Blk	Stl		
02	Hardy-Fuller, Ayanna	f	4-10	0-0	5-8	1 3 4	3 13	0 2 0	2	34					
30	St. John, Ke'ra	f	4-6	0-1	0-0	1 1 2	1 8	1 3 2	4	25					
23	Jones, Kameron	c	0-1	0-0	0-0	0 3 3	1 0	0 3 0	0	4					
04	Brothern, Dominique	g	1-6	1-3	0-1	0 4 4	2 3	1 7 0	2	32					
05	Ross, Alisa	g	5-14	1-3	0-0	0 3 3	3 11	2 6 0	2	30					
01	Polnitzer, Tiara		0-5	0-3	0-0	1 3 4	2 0	0 1 1	0	28					
10	Nialer, Krystal		0-0	0-0	0-0	0 1 1	2 0	0 0 0	0	3					
11	Za'hara Williams		1-2	0-0	0-0	0 0 0	1 2	1 2 0	3	15					
20	Robinson, Bridget		0-1	0-0	0-0	0 0 0	0 0	0 0 0	0	3					
21	Wiggins, Derica		0-7	0-6	2-2	0 1 1	1 2	1 4 0	2	13					
22	Bile, Nyahok		2-4	0-0	1-3	6 8 14	0 5	1 3 1	1	23					
24	Hughes, Kaylan		0-0	0-0	0-0	0 1 1	3 0	0 1 0	1	15					
Team						8 3 11									
Totals			17-56	2-16	8-14	17 31 48	19 44	7 35 4	17	225					

FG % 1st Half: 7-25 28.0% 2nd half: 10-26 38.5% OT: 0-5 0.0% Game: 17-56 30.4% Deadball Rebounds 2  
 3FG % 1st Half: 2-8 25.0% 2nd half: 0-6 0.0% OT: 0-2 0.0% Game: 2-16 12.5%  
 FT % 1st Half: 5-5 100.0 2nd half: 3-6 50.0% OT: 0-3 0.0% Game: 8-14 57.1%

## LSU 52 • 2-1

#	Player	Total		3-Ptr		Rebounds			PF	TP	A TO
---	--------	-------	--	-------	--	----------	--	--	----	----	------

## Game 5 • Rutgers 64, LSU 57

11/22/14 • Baton Rouge, La. • Maravich Center



Official Basketball Box Score -- Game Totals -- Final Statistics  
**#22 Rutgers vs LSU**  
 11/22/14 2:02 p.m. at Baton Rouge, La. (Maravich Center)



## #22 Rutgers 64 • 3-0

#	Player		Total		3-Ptr		Rebounds									
			FG-FGA	FG-FGA	FT-FTA	Off	Def	Tot	PF	TP	A	To	Blk	Stl	Min	
02	Copper, Kahleah	f	4-10	0-0	0-1	2	1	3	4	8	2	1	0	0	20	
44	Laney, Betnijah	f	4-12	0-0	2-5	4	12	16	1	10	2	3	0	3	40	
01	Hollivay, Rachel	c	4-9	0-0	5-5	5	2	7	4	13	0	2	5	1	29	
03	Scaife, Tyler	g	7-18	0-0	2-3	1	3	4	3	16	2	4	0	3	38	
15	Davis, Syessence	g	1-5	0-0	0-0	2	1	3	2	2	1	2	0	2	26	
04	Canty, Briyona	g	5-12	0-0	3-4	3	2	5	3	13	1	5	1	3	37	
43	Butts, Ariel	g	1-1	0-0	0-0	0	2	2	3	2	0	0	0	0	10	
	Team					1	6	7								
	Totals		26-67	0-0	12-18	18	29	47	20	64	8	17	6	12	200	

FG % 1st Half: 14-38 36.8% 2nd half: 12-29 41.4% Game: 26-67 38.8%  
 3FG % 1st Half: 0-0 0.0% 2nd half: 0-0 0.0% Game: 0-0 0.0%  
 FT % 1st Half: 4-6 66.7% 2nd half: 8-12 66.7% Game: 12-18 66.7%

Deadball  
Rebounds  
1

## LSU 57 • 2-3

#	Player	Total		3-Ptr		Rebounds			PF	TP	A			TO	Blk	Stl	Min
		FG-FA	FG-FGA	FT-FTA	Off	Def	Tot										
03	BETHEL, Akilah	f	3-6	0-0	2-2	2	1	3	3	8	2	2	0	2	19		
31	JONES, Ann	f	1-4	0-0	0-1	2	2	4	5	2	2	3	0	0	8		
04	PEDERSEN, Anne	g	2-9	0-2	2-2	0	0	0	5	6	2	3	0	1	31		
11	MONCRIEF, Raigyne	g	1-11	0-0	3-4	1	5	6	2	5	1	2	1	1	22		
13	HILL, Rina	g	2-2	0-0	0-0	0	1	1	1	4	1	1	0	0	14		
01	DEEMER, Jenna	g	0-2	0-1	1-2	1	0	1	0	1	0	0	0	1	4		
10	RHODES, Jasmine	g	2-4	0-1	0-0	0	3	3	0	4	1	3	0	1	21		
23	AMICHIA, Stephanie	g	2-4	0-0	0-0	1	6	7	2	4	0	1	2	0	18		
24	HARDEN, DaSHAWN	g	5-14	4-9	1-2	0	4	4	1	15	0	3	0	0	29		
35	FAREO, Allyiah	g	0-1	0-0	0-0	1	0	1	0	0	0	1	0	0	8		
42	BOYKIN, Sheila	g	2-6	0-0	4-4	6	5	11	1	8	1	2	0	0	26		
	Team					3	1	4									
	Totals		20-63	4-13	13-17	17	28	45	20	57	10	21	3	6	200		

FG % 1st Half: 11-34 32.4% 2nd half: 9-29 31.0% Game: 20-63 31.7%  
 3FG % 1st Half: 3-6 50.0% 2nd half: 1-7 14.3% Game: 4-13 30.8%  
 FT % 1st Half: 2-2 100.0 2nd half: 11-15 73.3% Game: 13-17 76.5%

Deadball  
Rebounds  
1

Officials: Lisa Mattingly, Denise Brooks, Jesse Dickerson  
 Technical fouls: #22 Rutgers-None. LSU-None.  
 Attendance: 2846  
 Actual Attendance: 1360

Score by periods				1st	2nd	Total
#22 Rutgers				32	32	64
LSU				27	30	57

Points		In	Off	2nd	Fast	Bench
RU		38	13	14	2	15
LSU		26	10	13	0	32

Last FG - RU 2nd-04:12, LSU 2nd-01:16.  
 Largest lead - RU by 13 2nd-04:12, LSU by 4 1st-17:32.  
 RU led for 27:59, LSU led for 07:16. Game was tied for 04:45.

Score tied - 8 times.  
 Lead changed - 15 times.

## Game 6 • Santa Clara 69, LSU 67

11/25/14 • Puerto Vallarta, Mexico • PV Convention Center



Official Basketball Box Score -- Game Totals -- Final Statistics  
**Santa Clara vs LSU**  
 11/25/14 2:30 p.m. at Puerto Vallarta, Mexico (PR Convocation)



## Santa Clara 69 • 3-1

#	Player	Total		3-Ptr		Rebounds			PF	TP	A			TO	Blk	Stl	Min
		FG-FGA	FG-FGA	FT-FTA	Off	Def	Total										
05	CARLSON, Beth	f	1-1	0-0	0-0	0	3	3	3	2	1	2	0	0	0	17	
15	BERTHOLDT, Marie	f	1-5	0-0	0-0	2	3	5	5	2	1	2	0	0	0	21	
12	GILDAY, Nici	g	8-10	7-8	6-7	1	3	4	2	29	1	2	0	1	1	35	
21	AVILA, Raquel	g	1-5	0-0	4-4	0	2	2	4	6	6	3	0	2	25		
22	GALLAWAY, Brooke	g	1-3	0-1	1-2	0	1	1	0	3	1	0	0	0	20		
03	BERRY, Taylor	g	1-2	0-1	1-2	0	1	1	0	3	0	1	0	1	10		
10	HAWKINS, Katie	g	0-1	0-0	0-0	1	1	2	0	0	1	2	0	0	11		
25	WOLPH, Emily	g	0-3	0-2	2-2	0	0	0	1	2	5	7	0	0	15		
30	RIELLY, Sidney	g	2-3	2-3	0-0	0	1	1	0	6	0	0	0	0	4		
32	MCGWIRE, Morgan	g	1-2	0-0	1-2	0	4	4	3	3	0	1	0	0	13		
40	ALLEN, Maddison	g	5-5	0-0	3-5	2	2	4	2	13	2	2	3	0	29		
	Team					1	2	3									
	Totals		21-40	9-15	18-24	7	23	30	20	69	18	22	3	4	200		

FG % 1st Half: 11-22 50.0% 2nd half: 10-18 55.6% Game: 21-40 52.5%  
 3FG % 1st Half: 6-11 54.5% 2nd half: 3-4 75.0% Game: 9-15 60.0%  
 FT % 1st Half: 6-8 75.0% 2nd half: 12-16 75.0% Game: 18-24 75.0%

Deadball  
Rebounds  
3

## LSU 67 • 2-4

#	Player	Total	3-Ptr	Rebounds												
		FG-FGA	FG-FGA	FT-FTA	Off	Def	Tot	PF	TP	A	To	Blk	Stl	Min		
03	BETHEL, Akilah	f	3-8	0-0	4-6	5	1	6	4	10	2	2	0	0	26	
31	JONES, Ann	f	2-5	0-0	0-1	1	2	3	3	4	0	1	0	0	15	
04	PEDERSEN, Anne	g	3-6	3-5	2-2	1	4	5	2	11	3	1	0	0	27	
11	MONCRIEF, Raigyne	g	5-11	0-0	0-0	3	2	5	2	10	5	2	0	5	33	
13	HILL, Rina	g	1-5	0-0	2-2	3	2	5	1	4	4	3	0	1	23	
01	DEEMER, Jenna		0-3	0-1	0-0	0	0	0	2	0	0	0	0	0	6	
10	RHODES, Jasmine		1-2	0-0	0-0	0	0	0	1	2	0	1	0	1	12	
23	AMICHIA, Stephanie		0-0	0-0	0-0	0	1	1	3	0	0	0	1	0	9	
24	HARDEN, DaSHAWN		4-11	2-6	2-2	0	2	2	1	12	0	1	0	3	34	
35	FAREO, Allyiah		0-0	0-0	0-0	0	0	0	0	0	0	0	0	0	2	
42	BOYKIN, Sheila		5-10	0-0	4-5	2	1	3	1	14	0	2	1	0	23	
	Team					3	0	3								
	Totals		24-61	5-12	14-18	18	15	33	20	67	14	13	2	10	200	

FG % 1st Half: 9-28 32.1% 2nd half: 15-33 45.5% Game: 24-61 39.3%  
 3FG % 1st Half: 0-4 0.0% 2nd half: 5-8 62.5% Game: 5-12 41.7%  
 FT % 1st Half: 5-7 71.4% 2nd half: 9-11 81.8% Game: 14-18 77.8%

Deadball  
Rebounds  
0

Officials: Jake Steinbrinner, Carol Artis, Matt Weldy  
 Technical fouls: Santa Clara-None. LSU-None.  
 Attendance: 275  
 2014 Hardwood of Hope Tournament

Score by periods				1st	2nd	Total
Santa Clara				34	35	69
LSU				23	44	67

Points		In	Off	2nd	Fast	Bench
SCU		18	20	9	0	27
LSU		26	32	19	0	28

Last FG - SCU 2nd-00:42, LSU 2nd-00:02.  
 Largest lead - SCU by 14 1st-03:19, LSU None.

Score tied - 0 times.  
 Lead changed - 0 times.

## Game 7 • LSU 73, Louisiana Tech 59

12/03/14 • Baton Rouge, La. • Maravich Center



Official Basketball Box Score -- Game Totals -- Final Statistics  
**Louisiana Tech vs LSU**  
 12/03/14 6:02 p.m. at Baton Rouge, La. (Maravich Center)



## Louisiana Tech 59 • 2-3

#	Player		Total		3-Ptr		Rebounds			PF	TP	A			TO	Blk	Stl	Min
			FG-FA	FG-FA	FT-FTA	Off	Def	Tot										
02	FRAZIER, Whitney	f	2-11	0-0	3-4	6	1	7	2	7	1	2	0	1	28			
33	LANGSTON, Savanna	f	0-2	0-2	0-0	1	2	3	0	0	0	0	0	1	12			
01	SHELTON, Kelia	g	3-15	1-6	11-16	4	4	8	3	18	0	5	0	2	32			
10	WALTER, Chrisstasia	g	1-6	0-1	0-0	4	1	5	3	2	1	4	0	1	17			
21	ANDREWS, Kanedria	g	0-3	0-3	0-0	0	3	3	2	0	1	2	0	1	30			
00	JACKSON, JaQuan		8-20	2-8	4-4	1	2	3	3	22	0	2	0	4	23			
04	RICHE, Ruby		0-3	0-2	0-0	0	0	0	0	0	0	1	0	0	19			
23	DAVENPORT, Tiara		1-3	1-2	7-8	1	4	5	4	10	0	1	0	4	20			
25	WINGATE, Brandi		0-1	0-0	0-0	2	1	3	2	0	0	2	0	0	12			
32	MOTEN, Kevione		0-0	0-0	0-1	0	1	1	3	0	0	2	1	1	7			
	Team					6	3	9										
	Totals		15-64	4-24	25-33	25	22	47	22	59	4	21	1	15	200			

FG % 1st Half: 2-28 7.1% 2nd half: 13-36 36.1% Game: 15-64 23.4%  
 3FG % 1st Half: 0-11 0.0% 2nd half: 4-13 30.8% Game: 4-24 16.7%  
 FT % 1st Half: 7-10 70.0% 2nd half: 18-23 78.3% Game: 25-33 75.8%



## Game 9 • Long Beach State 59, LSU 44

### 12/16/14 • Long Beach, Calif. • Walter Pyramid



Official Basketball Box Score -- Game Totals -- Final Statistics  
**LSU vs Long Beach State**  
 12/16/14 7:00 p.m. at Long Beach, Calif. (Walter Pyramid)



#### LSU 44 • 4-5

#	Player	Total		3-Ptr		Rebounds			PF	TP	A	TO	Blk	Stl	Min
		FG	FGA	FG	FGA	Off	Def	Tot							
03	BETHEL, Akliah	f	3-9	0-0	3-6	5	4	9	4	9	0	3	0	2	24
42	BOYKIN, Sheila	f	3-10	0-0	4-10	7	5	12	3	10	2	1	1	1	37
04	PEDERSEN, Anne	g	1-4	0-1	0-0	1	1	2	3	2	0	3	0	0	17
11	MONCRIEF, Raigyne	g	4-11	0-1	0-0	5	6	11	3	8	3	8	0	2	26
24	HARDEN, DaSHAWN	g	5-18	0-7	1-2	1	1	2	0	11	1	0	0	3	32
01	DEEMER, Jenna	g	0-6	0-3	0-0	2	1	3	0	0	0	0	0	0	8
10	RHODES, Jasmine	g	0-4	0-0	0-0	1	1	2	1	0	0	0	0	2	14
13	HILL, Rina	g	1-4	0-0	0-0	0	2	2	3	2	0	2	0	2	25
23	AMICHIA, Stephanie	g	1-3	0-0	0-0	1	1	2	2	0	0	1	0	0	10
31	JONES, Ann	g	0-1	0-0	0-0	1	0	1	2	0	0	1	0	0	7
Team						3	1	4							
Totals			18-70	0-12	8-18	27	23	50	21	44	6	18	1	12	200

FG % 1st Half: 9-38 23.7% 2nd half: 9-32 28.1% Game: 18-70 25.7%  
 3FG % 1st Half: 0-8 0.0% 2nd half: 0-4 0.0% Game: 0-12 0.0%  
 FT % 1st Half: 0-6 0.0% 2nd half: 8-12 66.7% Game: 8-18 44.4%

Deadball  
Rebounds  
3

#### Long Beach State 59 • 9-1

#	Player	Total		3-Ptr		Rebounds			PF	TP	A	TO	Blk	Stl	Min
		FG	FGA	FG	FGA	Off	Def	Tot							
32	Hudson, Devin	c	1-3	0-0	1-2	0	7	7	4	3	0	3	3	0	17
11	Meneses, Hallie	g	3-9	1-4	0-0	1	0	1	1	7	9	3	1	1	30
20	Benton, Raven	g	3-6	0-0	6-9	2	6	8	2	12	1	7	1	2	29
21	Kim, Anna	g	4-7	3-3	0-0	0	1	1	3	11	1	2	0	0	29
44	Spargo, Lauren	g	4-7	3-5	3-6	0	2	2	1	14	0	2	0	0	30
00	Southall, Thaddesia	g	0-0	0-0	0-0	0	0	0	1	0	0	0	0	1	1
01	Gertz, Jessica	g	0-1	0-0	0-0	0	0	0	0	0	0	0	0	0	1
03	Sanchez, Alex	g	0-3	0-1	2-2	0	2	2	2	2	0	0	0	0	16
22	Montgomery, Madison	g	3-5	0-0	4-6	1	7	8	4	10	1	4	1	1	23
23	Wilson, Cecily	g	0-1	0-0	0-0	0	0	0	1	0	1	0	0	0	9
31	Dooley, Chantel	g	0-0	0-0	0-0	2	1	3	1	0	1	1	1	2	15
Team						1	6	7							
Totals			18-42	7-13	16-25	7	32	39	20	59	14	22	7	7	200

FG % 1st Half: 10-21 47.6% 2nd half: 8-21 38.1% Game: 18-42 42.9%  
 3FG % 1st Half: 5-7 71.4% 2nd half: 2-6 33.3% Game: 7-13 53.8%  
 FT % 1st Half: 5-9 55.6% 2nd half: 11-16 68.8% Game: 16-25 64.0%

Deadball  
Rebounds  
3

Officials: Kimberly Hobbs, Kristen Bell, Tiffany Jump  
 Technical fouls: LSU-None. Long Beach State-None.  
 Attendance: 690

Score by periods	1st	2nd	Total
LSU	18	26	44
Long Beach State	30	29	59

Points	In	Off	2nd	Fast	Bench
LSU	32	14	13	8	4
LBSU	29	18	14	5	12

Last FG - LSU 2nd-06:49, LBSU 2nd-02:39.  
 Largest lead - LSU None, LBSU by 20 1st-12:18.  
 LSU led for 00:00. LBSU led for 38:56. Game was tied for 01:01.

Score tied - 0 times.  
 Lead changed - 0 times.

## Game 10 • LSU 78, UC Santa Barbara 45

### 12/19/14 • Santa Barbara, Calif. • The Thunderdome



Official Basketball Box Score -- Game Totals -- Final Statistics  
**LSU vs UC Santa Barbara**  
 12/19/14 7:30 pm at Santa Barbara, Calif. (The Thunderdome)



#### LSU 78 • 5-5

#	Player	Total		3-Ptr		Rebounds			PF	TP	A	TO	Blk	Stl	Min
		FG	FGA	FG	FGA	Off	Def	Tot							
23	AMICHIA, Stephanie	f	2-4	0-0	2-3	3	2	5	2	6	1	1	0	0	21
42	BOYKIN, Sheila	f	4-5	0-0	3-4	2	1	3	1	11	0	1	0	1	21
01	DEEMER, Jenna	g	5-8	3-5	0-0	0	2	2	1	13	2	2	0	4	21
11	MONCRIEF, Raigyne	g	4-11	0-0	2-2	3	4	7	4	10	2	6	1	1	21
13	HILL, Rina	g	2-3	0-0	0-0	0	2	2	1	4	3	1	0	0	25
03	BETHEL, Akliah	g	3-5	0-0	2-3	2	5	7	3	8	1	0	0	1	19
04	PEDERSEN, Anne	g	1-3	0-1	1-2	0	1	1	2	3	0	3	0	0	19
10	RHODES, Jasmine	g	0-1	0-0	2-2	0	2	2	1	2	3	0	0	4	15
24	HARDEN, DaSHAWN	g	6-9	1-1	0-1	0	1	1	2	13	2	3	1	2	19
31	JONES, Ann	g	3-6	0-0	2-2	1	1	2	1	8	2	3	0	0	19
Team						0	3	3							
Totals			30-55	4-7	14-19	11	24	35	18	78	16	20	2	13	200

FG % 1st Half: 11-23 47.8% 2nd half: 19-32 59.4% Game: 30-55 54.5%  
 3FG % 1st Half: 3-4 75.0% 2nd half: 1-3 33.3% Game: 4-7 57.1%  
 FT % 1st Half: 7-8 87.5% 2nd half: 7-11 63.6% Game: 14-19 73.7%

Deadball  
Rebounds  
0

#### UC Santa Barbara 45 • 0-10

#	Player	Total		3-Ptr		Rebounds			PF	TP	A	TO	Blk	Stl	Min
		FG	FGA	FG	FGA	Off	Def	Tot							
34	Wright, Mi'Chael	f	1-2	0-0	0-2	0	1	1	0	2	0	0	0	0	11
32	Watkins, Clair	c	1-3	0-0	0-0	0	4	4	2	1	1	1	0	0	29
01	Branche, Kristine	g	3-7	0-2	2-2	0	0	0	1	8	1	6	0	2	21
02	Ware, Jasmine	g	0-5	0-0	0-0	1	2	3	2	0	1	3	1	4	23
10	Jemerigbe, Onome	g	1-2	0-1	4-6	0	1	1	1	6	4	3	0	1	24
12	Margnes, Melissa	g	1-1	0-0	2-2	1	1	2	1	4	0	0	0	0	9
13	Morrison, Kendra	g	0-0	0-0	0-0	0	0	0	1	0	0	0	0	0	1
21	Durr, Chaya	g	1-3	0-0	0-0	0	0	0	3	2	0	0	0	0	15
22	Lopez, Diosaeline	g	2-5	1-1	0-0	2	0	2	1	5	6	0	0	1	22
24	Farris, Taylor	g	2-4	0-0	0-0	2	5	7	3	4	0	4	0	1	19
25	Roper, Makala	g	5-14	2-7	0-0	1	3	4	0	12	1	3	0	0	26
Team						1	1	2							
Totals			17-46	3-11	8-12	8	18	26	17	45	14	27	2	9	200

FG % 1st Half: 10-22 45.5% 2nd half: 7-24 29.2% Game: 17-46 37.0%  
 3FG % 1st Half: 2-5 40.0% 2nd half: 1-6 16.7% Game: 3-11 27.3%  
 FT % 1st Half: 2-4 50.0% 2nd half: 6-8 75.0% Game: 8-12 66.7%

Deadball  
Rebounds  
2

Officials: Rick Thorne, Mark Munoz, Cheryl Blue  
 Technical fouls: LSU-None. UC Santa Barbara-None.  
 Attendance: 522

Score by periods	1st	2nd	Total
LSU	32	46	78
UC Santa Barbara	24	21	45

Points	In	Off	2nd	Fast	Bench
LSU	38	36	17	0	34
UCSB	10	12	10	0	27

Last FG - LSU 2nd-00:39, UCSB 2nd-00:19.  
 Largest lead - LSU by 36 2nd-01:31, UCSB by 2 1st-18:08.  
 LSU led for 36:19. UCSB led for 00:33. Game was tied for 02:57.

Score tied - 1 time.  
 Lead changed - 1 time.

## Game 11 • LSU 82, UNC Greensboro 61

### 12/28/14 • Coral Gables, Fla. • Bank United Center



Official Basketball Box Score -- Game Totals -- Final Statistics  
**UNC Greensboro vs LSU**  
 12/28/14 3:20 p.m. at Coral Gables, Fla. (BankUnited Center)



#### UNC Greensboro 61 • 5-8

#	Player	Total		3-Ptr		Rebounds			PF	TP	A	TO	Blk	Stl	Min
		FG	FGA	FG	FGA	Off	Def	Tot							
22	India Timpton	f	2-4	0-0	2-2	3	2	5	5	6	1	1	1	3	30
44	Mariah Wilson	c	0-2	0-0	0-1	2	1	3	4	0	0	1	1	1	12
02	Jessica Collins	g	0-3	0-0	0-0	0	0	0	2	0	2	2	0	2	11
12	Lucy Mason	g	6-18	4-8	2-4	1	4	5	4	18	3	3	0	2	38
25	Shanese Harris	g	4-11	3-6	2-4	2	6	8	0	13	1	5	0	0	32
03	Jasmine Missouri	g	0-3	0-1	0-0	0	0	0	1	0	1	0	1	0	5
10	Jarae Savage	g	4-8	0-1	4-4	1	2	3	12	0	1	0	0	2	24
11	Alison Whitman	g	0-0	0-0	0-0	0	0	0	0	0	0	1	0	0	2
14	Bailey Williams	g	2-4	2-4	0-0	2	1	3	3	6	4	1	0	1	24
15	Jade Scaife	g	2-5	0-0	0-3	2	0	2	3	4	0	3	0	2	16
23	Jayda Luckie	g	1-1	0-0	0-0	0	0	0	0	2	0	0	0	0	1
35	Keli Foster	g	0-0	0-0	0-0	0	1	1	2	0	0	2	0	0	5
Team						2	2	4							
Totals			21-59	9-20	10-18	15	18	33	27	61	12	22	2	14	200

FG % 1st Half

## Game 13 • LSU 68, Florida 65

01/02/15 • Gainesville, Fla. • Stephen C. O'Connell Center



Official Basketball Box Score -- Game Totals -- Final Statistics  
**LSU vs Florida**  
 01/02/15 7:03 p.m. at Gainesville, Fla. (O'Connell Center)



## LSU 68 • 7-6 (1-0 SEC)

#	Player	Total		3-Ptr		Rebounds		PF	TP	A	TO	Blk	Stl	Min
		FG-FGA	FG-FGA	FT-FTA	Off Def Tot	PF	TP							
02	BETHEL, Akiilah	f	1-2	0-0	0-0	2	3	2	2	0	3	1	1	15
42	BOYKIN, Sheila	f	2-2	0-0	3-4	4	1	5	2	7	2	0	1	23
11	MONCRIEF, Raigyne	g	3-9	0-0	2-2	0	5	5	8	6	9	0	2	32
13	HILL, Rina	g	0-3	0-1	2-2	1	2	3	1	2	0	3	0	14
24	HARDEN, DaSHAWN	g	7-13	3-5	6-7	0	3	3	2	23	2	4	0	28
01	DEEMER, Jenna	f	1-7	1-3	0-0	0	1	1	2	3	1	0	0	23
04	PEDERSEN, Anne	f	6-6	1-1	1-3	1	3	4	5	14	0	0	0	21
10	RHODES, Jasmine	f	2-5	0-0	0-1	2	1	3	1	4	0	3	0	18
23	AMICHIA, Stephanie	f	2-3	0-0	1-2	0	4	7	4	5	1	0	0	19
31	JONES, Ann	f	0-1	0-0	0-0	0	0	0	0	0	0	0	0	7
Team						2		1						
Totals		24-51	5-10	15-21	15	24	39	24	68	12	24	1	7	200

FG % 1st Half: 12-26 46.2% 2nd half: 12-25 48.0% Game: 24-51 47.1%  
 3FG % 1st Half: 1-4 25.0% 2nd half: 4-6 66.7% Game: 5-10 50.0%  
 FT % 1st Half: 5-8 62.5% 2nd half: 10-13 76.9% Game: 15-21 71.4%

Deadball  
Rebounds  
1

## Florida 65 • 8-6 (0-1 SEC)

#	Player	Total		3-Ptr		Rebounds		PF	TP	A	TO	Blk	Stl	Min
		FG-FGA	FG-FGA	FT-FTA	Off Def Tot	PF	TP							
22	Lewis, Kayla	f	7-10	0-0	3-4	2	6	8	1	17	0	0	0	27
44	Lorenzen, Haley	f	3-5	0-0	3-7	6	3	9	2	9	1	1	2	30
03	Miller, January	g	2-11	1-4	3-4	3	0	3	4	8	3	2	0	32
04	Needles, Carlie	g	3-10	2-8	2-2	2	2	4	4	10	3	2	0	36
13	Peoples, Cassie	g	1-6	0-4	2-3	1	1	2	4	4	5	5	0	33
01	Williams, Ronni	f	5-8	0-1	4-7	2	3	5	4	14	0	2	0	23
11	Anderson, Dyandra	f	0-1	0-0	0-0	0	0	0	0	0	2	0	2	8
23	Copeland, Brooke	f	1-4	1-4	0-0	0	2	2	1	3	2	1	0	20
32	Batchelor, Carla	f	0-1	0-1	0-0	0	0	0	1	0	0	0	1	1
Team						1		0		1				
Totals		22-56	4-22	17-27	17	17	34	21	65	14	16	2	16	200

FG % 1st Half: 11-25 44.0% 2nd half: 11-31 35.5% Game: 22-56 39.3%  
 3FG % 1st Half: 1-11 9.1% 2nd half: 3-11 27.3% Game: 4-22 18.2%  
 FT % 1st Half: 7-11 63.6% 2nd half: 10-16 62.5% Game: 17-27 63.0%

Deadball  
Rebounds  
3

Officials: Lisa Mattingly, Jesse Dickerson, Roy Gulybeyan  
 Technical fouls: LSU-None. Florida-None.  
 Attendance: 1620  
 Game Duration: 2:08  
 LSU#4 A. Pedersen fouls out at 3:48(2); LSU#11 R. Moncrief at 15:8(2)

Score by periods	1st	2nd	Total
LSU	30	38	68
Florida	30	35	65

Points	In	Off	2nd	Fast	Bench
LSU	24	22	17	8	26
UF	26	26	10	8	17

Last FG - LSU 2nd-02:44, UF 2nd-00:29.  
 Largest lead - LSU by 7 2nd-04:33, UF by 15 1st-12:17.  
 LSU led for 14:50. UF led for 20:51. Game was tied for 04:04.

Score tied - 3 times.  
 Lead changed - 9 times.

## Game 14 • #1/1 South Carolina 75, LSU 51

01/04/15 • Baton Rouge, La. • Maravich Center



Official Basketball Box Score -- Game Totals -- Final Statistics  
**#1 South Carolina vs LSU**  
 01/04/15 2:05 p.m. at Baton Rouge, La. (Maravich Center)



## #1 South Carolina 75 • 14-0 (2-0 SEC)

#	Player	Total		3-Ptr		Rebounds		PF	TP	A	TO	Blk	Stl	Min
		FG-FGA	FG-FGA	FT-FTA	Off Def Tot	PF	TP							
24	WELCH, Aleighsa	f	3-4	0-0	0-2	1	4	5	0	6	1	0	1	21
31	DOZIER, Asia	f	1-3	1-3	0-0	0	0	0	1	3	1	1	0	12
33	IBIAM, Elem	c	1-2	0-0	0-0	0	4	4	2	2	1	0	1	18
05	SESSIONS, Khadijah	g	0-1	0-1	0-0	1	2	3	3	0	0	1	0	13
25	MITCHELL, Tiffany	g	7-12	3-6	0-0	0	4	4	2	17	2	4	0	24
00	FARMER, India	f	0-0	0-0	0-0	0	0	0	0	0	0	0	0	2
01	CUEVAS, Bianca	f	2-8	1-4	3-3	0	1	1	2	8	2	2	0	18
02	GAINES, Olivia	f	1-3	0-0	0-0	0	0	0	2	3	1	0	2	19
03	DUCKETT, Kaydra	f	0-0	0-0	0-0	0	0	0	0	0	0	0	0	1
15	DAVIS, Tiffany	f	1-1	1-1	0-0	0	3	3	1	3	2	3	0	11
22	WILSON, A'ja	f	7-11	0-0	7-9	3	10	13	3	21	2	5	3	26
23	ROY, Tina	f	2-6	2-6	0-0	0	1	1	1	6	4	3	0	21
41	COATES, Alaina	f	2-2	0-0	3-4	1	3	4	2	7	0	3	2	14
Team						4		0		4				
Totals		27-53	8-21	13-18	10	32	42	19	75	18	23	7	8	200

FG % 1st Half: 15-30 50.0% 2nd half: 12-23 52.2% Game: 27-53 50.9%  
 3FG % 1st Half: 6-15 40.0% 2nd half: 2-6 33.3% Game: 8-21 38.1%  
 FT % 1st Half: 1-3 33.3% 2nd half: 12-15 80.0% Game: 13-18 72.2%

Deadball  
Rebounds  
2

## LSU 51 • 7-7 (1-1 SEC)

#	Player	Total		3-Ptr		Rebounds		PF	TP	A	TO	Blk	Stl	Min
		FG-FGA	FG-FGA	FT-FTA	Off Def Tot	PF	TP							
23	AMICHIA, Stephanie	f	4-6	0-0	0-2	4	3	7	3	8	1	5	0	23
42	BOYKIN, Sheila	f	3-6	0-0	0-0	3	8	11	2	6	0	1	0	22
11	MONCRIEF, Raigyne	g	3-12	0-0	1-3	2	2	4	1	7	0	1	0	22
13	HILL, Rina	g	2-6	0-0	1-2	0	1	1	2	5	1	1	0	25
24	HARDEN, DaSHAWN	g	4-12	0-1	1-2	0	3	3	9	0	4	1	3	25
01	DEEMER, Jenna	f	2-6	0-3	1-2	0	0	0	0	5	1	0	0	23
03	BETHEL, Akiilah	f	0-3	0-0	1-2	2	1	3	2	1	0	2	0	13
04	PEDERSEN, Anne	f	3-8	1-3	1-2	1	0	1	3	8	0	2	0	26
10	RHODES, Jasmine	f	1-3	0-0	0-1	1	0	1	1	2	1	1	0	16
31	JONES, Ann	f	0-2	0-0	0-0	1	1	2	3	0	0	1	0	5
Team						2		0						
Totals		22-64	1-7	6-16	16	19	35	20	51	4	18	1	13	200

FG % 1st Half: 9-27 33.3% 2nd half: 13-37 35.1% Game: 22-64 34.4%  
 3FG % 1st Half: 1-3 33.3% 2nd half: 0-4 0.0% Game: 1-7 14.3%  
 FT % 1st Half: 3-9 33.3% 2nd half: 3-7 42.9% Game: 6-16 37.5%

Deadball  
Rebounds  
4

Officials: Laura Morris, Eric Brewton, Ed Sidlasky  
 Technical fouls: #1 South Carolina-None. LSU-None.  
 Attendance: 3438  
 Actual Attendance: 2439

Score by periods	1st	2nd	Total
#1 South Carolina	37	38	75
LSU	22	29	51

Points	In	Off	2nd	Fast	Bench
SC	36	14	5	8	47
LSU	26	14	13	0	16

Last FG - SC 2nd-03:00, LSU 2nd-00:06.  
 Largest lead - SC by 31 2nd-11:07, LSU by 2 1st-12:22.  
 SC led for 36:55. LSU led for 00:37. Game was tied for 02:28.

Score tied - 1 time.  
 Lead changed - 1 time.

## Game 15 • LSU 64, Vanderbilt 44

01/08/15 • Baton Rouge, La. • Maravich Center



Official Basketball Box Score -- Game Totals -- Final Statistics  
**Vanderbilt vs LSU**  
 01/08/15 8:05 p.m. at Baton Rouge, La. (Maravich Center)



## Vanderbilt 44 • 8-7 (0-3 SEC)

#	Player		Total	3-Ptr	Rebounds										
			FG-FA	FT-FTA	Off	Def	Tot	PF	TP	A	TO	Blk	Stl	Min	
13	A. Caron-Goudreau	f	1-5	1-2	0-0	1	2	3	0	3	0	2	2	17	
21	Heather Bowe	f	3-7	0-0	0-1	4	6	10	3	6	0	2	0	27	
01	Rebekah Dahlman	g	3-7	1-4	1-2	1	0	1	1	8	2	2	0	29	
15	Jasmine Jenkins	g	2-3	0-0	1-1	0	2	2	3	5	3	4	1	24	
25	Morgan Batey	g	0-1	0-0	0-0	0	1	1	3	0	0	2	0	15	
03	Rachel Bell	f	1-4	0-3	2-2	1	1	2	0	4	1	1	0	13	
10	K. Caron-Goudreau	f	0-5	0-4	0-0	0	1	1	0	0	0	0	0	8	
22	Marqu'es Webb	f	0-0	0-0	2-4	2	3	5	2	2	1	3	1	21	
24	Kristen Gaffney	f	1-2	0-0	0-0	0	0	0	0	2	0	1	0	3	
33	Christa Reed	f	0-3	0-1	2-2	2	0	2	1	2	0	0	0	10	
41	Paris Kea	f	4-8	0-1	2-4	1	0	1	2	10	0	5	1	22	
44	Rayte'a Long	f	1-1	0-0	0-2	1	2	3	0	2	0	1	0	11	
Team						0	4	4			1				
Totals			16-46	2-15	10-18	13	22	35	15	44	7	24	5	9	200



## Game 17 • LSU 71, #15/18 Mississippi State 69 • 2 OT 01/15/15 • Starkville, Miss. • Humphrey Coliseum



Official Basketball Box Score -- Game Totals -- Final Statistics  
**LSU vs #15 Mississippi State**  
01/15/15 7:02 p.m. at Starkville, Miss. (Humphrey Coliseum)



### LSU 71 • 9-8 (3-2 SEC)

#	Player	Total		3-Ptr		Rebounds			PF	TP	A TO Blk			Stl	Min
		FG-FGA	FG-FGA	FT-FTA	Off Def Tot	PF	TP	A TO Blk							
04	PEDERSEN, Anne	f	0-0	0-0	0-0	0	1	1	4	0	2	0	0	18	18
42	BOYKIN, Sheila	f	0-1	0-0	0-0	1	3	4	0	1	4	1	1	35	35
11	MONCRIEF, Raigyne	g	7-13	0-0	4-9	1	2	3	18	3	7	1	0	41	41
13	HILL, Rina	g	1-3	0-0	0-0	0	0	0	2	2	1	1	0	17	17
24	HARDEN, DaSHAWN	g	4-15	1-6	4-4	2	0	2	3	13	0	4	0	5	42
01	DEEMER, Jenna	g	0-0	0-0	0-0	0	0	0	0	0	0	0	0	4	4
03	BETHEL, Akilah	g	2-2	0-0	3-4	4	0	4	2	7	0	0	0	29	29
10	RHODES, Jasmine	g	1-2	0-0	1-2	0	1	1	0	3	1	0	0	2	13
23	AMICHIA, Stephanie	g	1-1	0-0	0-2	0	0	0	3	2	0	2	0	0	7
31	JONES, Ann	g	1-2	0-0	0-0	1	0	1	2	2	0	0	1	0	7
32	BALLARD, Danielle	g	10-15	1-1	3-4	2	8	10	4	24	2	6	0	1	37
Team						1	5	6							
Totals			27-54	2-7	15-25	12	20	32	27	71	8	26	3	13	250

FG % 1st Half: 12-18 66.7% 2nd half: 9-25 36.0% OT: 6-11 54.5% Game: 27-54 50.0% Deadball Rebounds 3FG % 1st Half: 1-2 50.0% 2nd half: 0-3 0.0% OT: 1-2 50.0% Game: 2-7 28.6% FT % 1st Half: 6-9 66.7% 2nd half: 4-6 66.7% OT: 5-10 50.0% Game: 15-25 60.0%

### #15 Mississippi State 69 • 18-2 (3-2 SEC)

#	Player	Total		3-Ptr		Rebounds			PF	TP	A TO Blk			Stl	Min
		FG-FGA	FG-FGA	FT-FTA	Off Def Tot	PF	TP	A TO Blk							
03	Breanna Richardson	f	1-2	0-1	5-8	1	5	6	3	7	1	3	0	2	37
45	Chinwe Okorie	c	3-7	0-0	1-1	2	3	5	5	7	0	4	0	0	32
00	Dominique Dillingham	g	6-8	4-5	2-3	1	5	6	2	18	3	1	1	1	40
21	Jerica James	g	5-14	3-7	3-4	0	1	1	2	16	4	1	1	3	38
35	Victoria Vivians	g	0-4	0-3	0-0	0	1	1	2	0	4	0	1	0	8
02	Morgan William	g	0-3	0-3	2-2	1	0	1	0	2	1	1	0	1	12
05	Sherise Williams	g	1-2	0-0	2-2	3	1	4	3	4	1	2	0	0	14
13	Ketara Chapel	g	1-3	0-0	4-6	1	0	1	0	6	0	1	1	1	17
14	Kendra Grant	g	2-4	0-1	0-0	1	2	3	2	4	0	1	0	0	11
51	Savannah Carter	g	1-11	0-2	3-6	6	1	7	3	5	4	6	0	5	41
Team						2	0	2							
Totals			20-58	7-22	22-32	18	19	37	22	69	14	24	3	13	250

FG % 1st Half: 8-27 29.6% 2nd half: 7-19 36.8% OT: 5-12 41.7% Game: 20-58 34.5% Deadball Rebounds 3FG % 1st Half: 1-8 12.5% 2nd half: 3-9 33.3% OT: 3-5 60.0% Game: 7-22 31.8% FT % 1st Half: 11-16 68.8% 2nd half: 8-10 80.0% OT: 3-6 50.0% Game: 22-32 68.8%

Officials: Dee Kantner, Scott Yarbrough, Carla Fountain  
Technical fouls: LSU-None. #15 Mississippi State-Sherise Williams.  
Attendance: 4727

Score by periods	1st	2nd	OT	OT2	Total
LSU	31	22	8	10	71
#15 Mississippi State	28	25	8	8	69

Points	In	Off	2nd	Fast	Bench
LSU	24	20	4	10	38
MS	16	21	21	2	21

Last FG - LSU OT2-00:56, MS OT2-02:40.  
Largest lead - LSU by 11 1st-04:25, MS by 4 OT2-01:57.  
LSU led for 32:34. MS led for 08:06. Game was tied for 08:31.

Score tied - 9 times.  
Lead changed - 8 times.

## Game 18 • LSU 84, #10/11 Kentucky 79 01/18/15 • Baton Rouge, La. • Maravich Center



Official Basketball Box Score -- Game Totals -- Final Statistics  
**#10 Kentucky vs LSU**  
01/18/15 1:05 p.m. at Baton Rouge, La. (Maravich Center)



### #10 Kentucky 79 • 15-4 (4-2 SEC)

#	Player	Total		3-Ptr		Rebounds			PF	TP	A TO Blk			Stl	Min
		FG-FGA	FG-FGA	FT-FTA	Off Def Tot	PF	TP	A TO Blk							
50	Bishop, Azia	f	1-5	0-0	0-0	1	2	3	3	2	0	4	0	0	15
45	Rice, Alyssa	c	1-3	0-0	2-2	1	0	1	4	4	0	1	0	1	16
13	Goss, Bria	g	2-8	1-4	7-7	3	2	5	4	12	0	1	1	4	23
15	Harper, Linnae	g	6-16	0-0	4-4	7	8	15	2	16	2	8	0	2	31
25	Epps, Makavia	g	4-13	1-4	1-2	0	4	4	0	10	5	4	0	0	36
00	O'Neill, Jennifer	g	4-13	3-5	8-11	1	3	4	5	19	3	3	0	1	32
05	Goodin-Rogers, Kyvin	g	1-2	1-1	0-0	1	2	3	3	0	1	0	2	11	11
12	Sidney, Jelleah	g	0-0	0-0	0-0	0	1	1	2	0	0	2	0	1	4
24	Coe, Jaycee	g	0-1	0-1	0-0	0	0	0	1	0	0	1	0	0	2
35	Jennings, Alexis	g	4-9	0-1	5-6	7	4	11	1	13	0	1	2	2	30
Team						5	2	7							
Totals			23-70	6-16	27-32	26	28	54	24	79	10	26	3	13	200

FG % 1st Half: 11-31 35.5% 2nd half: 12-39 30.8% Game: 23-70 32.9% Deadball Rebounds 3FG % 1st Half: 4-9 44.4% 2nd half: 2-7 28.6% Game: 6-16 37.5% FT % 1st Half: 12-13 92.3% 2nd half: 15-19 78.9% Game: 27-32 84.4%

### LSU 84 • 10-8 (4-2 SEC)

#	Player	Total		3-Ptr		Rebounds			PF	TP	A TO Blk			Stl	Min
		FG-FGA	FG-FGA	FT-FTA	Off Def Tot	PF	TP	A TO Blk							
04	PEDERSEN, Anne	f	2-5	0-1	0-0	0	0	0	4	4	1	2	1	0	21
42	BOYKIN, Sheila	f	6-9	0-0	2-2	5	6	11	5	14	1	3	1	1	30
11	MONCRIEF, Raigyne	g	4-9	0-1	7-8	2	5	7	5	15	1	4	1	0	27
13	HILL, Rina	g	1-3	0-0	4-5	0	0	0	2	6	1	2	0	0	18
24	HARDEN, DaSHAWN	g	2-7	0-3	0-0	0	0	0	2	4	0	1	0	0	16
01	DEEMER, Jenna	g	2-6	2-4	0-0	0	3	3	1	6	2	0	1	1	14
03	BETHEL, Akilah	g	1-2	0-0	0-0	2	2	4	2	2	1	0	2	2	21
10	RHODES, Jasmine	g	4-7	0-0	0-1	1	2	3	0	8	1	0	0	0	13
23	AMICHIA, Stephanie	g	0-1	0-0	0-0	1	0	1	2	0	0	0	1	0	5
31	JONES, Ann	g	0-0	0-0	0-0	0	0	0	0	0	0	1	0	0	3
32	BALLARD, Danielle	g	9-20	0-3	7-8	0	4	4	1	25	5	3	1	5	32
Team						2	2	4							
Totals			31-69	2-12	20-24	13	24	37	24	84	13	17	8	9	200

FG % 1st Half: 17-38 44.7% 2nd half: 14-31 45.2% Game: 31-69 44.9% Deadball Rebounds 3FG % 1st Half: 2-8 25.0% 2nd half: 0-4 0.0% Game: 2-12 16.7% FT % 1st Half: 7-8 87.5% 2nd half: 13-16 81.3% Game: 20-24 83.3%

Officials: Michael McConnell, Laura C. Morris, Kevin Pethel  
Technical fouls: #10 Kentucky-None. LSU-None.  
Attendance: 3820  
Actual Attendance: 2555

Score by periods	1st	2nd	Total
#10 Kentucky	38	41	79
LSU	43	41	84

Points	In	Off	2nd	Fast	Bench
UK	32	25	24	6	35
LSU	36	27	13	6	41

Last FG - UK 2nd-00:09, LSU 2nd-02:08.  
Largest lead - UK by 4 1st-16:55, LSU by 10 2nd-13:32.  
UK led for 11:13. LSU led for 23:26. Game was tied for 05:21.

Score tied - 11 times.  
Lead changed - 5 times.

## Game 19 • #5 Tennessee 75, LSU 58 01/22/15 • Knoxville, Tenn. • Thompson-Boling Arena



Official Basketball Box Score -- Game Totals -- Final Statistics  
**LSU vs #5 Tennessee**  
01/22/15 7:03 p.m. at Knoxville, Tenn. (Thompson-Boling Arena)



### LSU 58 • 10-9 (4-3 SEC)

#	Player	Total		3-Ptr		Rebounds			PF	TP	A TO Blk			Stl	Min
		FG-FGA	FG-FGA	FT-FTA	Off Def Tot	PF	TP	A TO Blk							
04	PEDERSEN, Anne	f	2-3	0-1	1-2	1	0	1	1	5	1	1	0	0	22
42	BOYKIN, Sheila	f	1-5	0-0	0-0	3	1	4	5	2	1	2	0	1	27
11	MONCRIEF, Raigyne	g	7-16	0-1	1-4	2	3	5	1	15	1	3	0	2	31
13	HILL, Rina	g	5-7	0-1	2-2	0	1	1	1	12	2	0	0	2	32
32	BALLARD, Danielle	g	5-11	0-0	5-7	2	3	5	2	15	4	5	0	1	37
01	DEEMER, Jenna	g	1-3	1-3	0-0	0	0	0	2	3	0	0	0	0	8
03	BETHEL, Akilah	g	0-3	0-0	0-0	0	1	1	4	0	2	1	0	0	17
10	RHODES, Jasmine	g	0-0	0-0	0-0	1	1	2	0	0	0	0	0	0	4
23	AMICHIA, Stephanie	g	1-1	0-0	0-1	1	1	2	3	2	0	0	0	0	8
31	JONES, Ann	g	1-1	0-0	2-2	0	0	0	2	4	0	1	0	0	14
Team						2	2	4							
Totals			23-50	1-6	11-18	12	13	25	21	58	11	14	0	6	200

FG % 1st Half: 10-23 43.5% 2nd half: 13-27 48.1% Game: 23-50 46.0% Deadball Rebounds 3FG % 1st Half: 0-1 0.0% 2nd half: 1-5 20.0% Game: 1-6 16.7% FT % 1st Half: 4-4 100.0 2nd half: 7-14 50.0% Game: 11-18 61.1%

### #5 Tennessee 75 • 16-3 (6-0 SEC)

#	Player	Total
---	--------	-------

## Game 21 • LSU 74, Missouri 65

### 02/02/15 • Baton Rouge, La. • Maravich Center



Official Basketball Box Score -- Game Totals -- Final Statistics  
**Missouri vs LSU**  
 02/02/15 6:02 p.m. at Baton Rouge, La. (Maravich Center)



#### Missouri 65 • 12-10 (2-7 SEC)

#	Player	Total		3-Ptr		Rebounds			PF	TP	A		Blk	Stl	Min
		FG-FGA	FG-FGA	FT-FTA	FT-FTA	Off	Def	Tot			A	TO			
22	Frericks, Jordan	f	7-15	0-1	9-13	4	8	12	4	23	1	3	2	0	31
03	Fowler, Bree	g	0-4	0-2	0-0	3	0	3	2	0	0	1	0	0	22
11	Cunningham, Lindsey	g	3-7	0-1	1-2	1	1	2	5	7	3	4	0	1	31
24	Michaelis, Sierra	g	4-9	0-4	0-0	0	1	1	2	8	1	1	0	0	19
3	Eye, Morgan	g	0-3	0-3	1-2	0	5	5	0	1	3	1	0	2	39
02	Stock, Morgan	g	0-0	0-0	0-0	0	0	0	0	0	0	1	0	0	3
10	Stock, Maddie	g	1-5	1-5	0-0	1	0	1	2	3	1	1	0	0	19
12	Hudyn, Michelle	g	5-6	0-0	0-0	3	6	9	4	10	1	1	0	0	18
23	Robinson, Juanita	g	4-9	2-3	3-4	1	2	3	2	13	1	3	0	1	18
Team						1	1	2							
Totals			24-58	3-19	14-21	14	24	38	21	65	11	16	2	4	200

FG % 1st Half: 14-36 38.9% 2nd half: 10-22 45.5% Game: 24-58 41.4%  
 3FG % 1st Half: 1-12 8.3% 2nd half: 2-7 28.6% Game: 3-19 15.8%  
 FT % 1st Half: 2-5 40.0% 2nd half: 12-16 75.0% Game: 14-21 66.7%

#### LSU 74 • 12-9 (6-3 SEC)

#	Player	Total		3-Ptr		Rebounds			PF	TP	A		Blk	Stl	Min
		FG-FGA	FG-FGA	FT-FTA	FT-FTA	Off	Def	Tot			A	TO			
04	PEDERSEN, Anne	f	4-9	1-3	0-0	0	1	1	2	9	2	0	1	1	30
42	BOYKIN, Sheila	f	3-5	0-0	3-4	3	2	5	3	9	3	1	0	0	26
11	MONCRIEF, Raigyne	g	8-15	1-1	4-6	2	4	6	3	21	0	1	0	2	30
13	HILL, Rina	g	4-9	1-1	1-2	0	3	3	4	10	3	3	0	1	25
32	BALLARD, Danielle	g	4-11	0-1	8-11	3	8	11	3	16	5	1	0	4	31
01	DEEMER, Jenna	g	0-3	0-3	1-3	0	0	0	1	1	0	0	0	0	9
03	BETHEL, Akilah	g	0-1	0-0	1-4	4	2	6	2	1	0	2	0	2	21
10	RHODES, Jasmine	g	0-0	0-0	0-0	0	0	0	0	0	0	0	0	0	0+
23	AMICHIA, Stephanie	g	1-2	0-0	0-0	3	1	4	0	2	0	1	0	0	9
24	HARDEN, DaSHAWN	g	2-8	1-2	0-0	1	1	2	1	5	0	1	0	0	19
Team						3	2	5							
Totals			26-63	4-11	18-30	19	24	43	19	74	13	10	1	10	200

FG % 1st Half: 16-31 51.6% 2nd half: 10-32 31.3% Game: 26-63 41.3%  
 3FG % 1st Half: 4-8 50.0% 2nd half: 0-3 0.0% Game: 4-11 36.4%  
 FT % 1st Half: 6-13 46.2% 2nd half: 12-17 70.6% Game: 18-30 60.0%

Officials: Mark Zentz, Gina Cross, Douglas Knight  
 Technical fouls: Missouri-None. LSU-None.  
 Attendance: 2483  
 Actual Attendance: 1482

Score by periods	1st	2nd	Total
Missouri	31	34	65
LSU	42	32	74

Last FG - MU 2nd-00:52, LSU 2nd-01:42.  
 Largest lead - MU by 2 1st-19:41, LSU by 20 2nd-15:50.  
 MU led for 03:10. LSU led for 32:31. Game was tied for 04:19.

## Game 22 • LSU 60, Auburn 49

### 02/05/15 • Auburn, Ala. • Auburn Arena



Official Basketball Box Score -- Game Totals -- Final Statistics  
**LSU vs Auburn**  
 02/05/15 6:00 pm at Auburn, Ala. (Auburn Arena)



#### LSU 60 • 13-9 (7-3 SEC)

#	Player	Total		3-Ptr		Rebounds			PF	TP	A		Blk	Stl	Min
		FG-FGA	FG-FGA	FT-FTA	FT-FTA	Off	Def	Tot			A	TO			
04	PEDERSEN, Anne	f	4-10	0-3	3-3	1	1	2	1	11	0	0	0	1	34
42	BOYKIN, Sheila	f	4-9	0-0	0-0	6	3	9	3	8	1	0	0	0	27
11	MONCRIEF, Raigyne	g	4-7	0-0	3-3	2	2	4	4	11	4	2	0	2	24
13	HILL, Rina	g	1-4	0-2	0-0	0	0	0	1	2	0	1	0	0	26
32	BALLARD, Danielle	g	4-15	0-1	6-6	2	5	7	1	14	3	2	0	6	32
01	DEEMER, Jenna	g	2-5	2-3	0-0	0	1	1	1	6	0	0	0	0	12
03	BETHEL, Akilah	g	1-1	0-0	0-0	0	2	2	3	2	0	2	0	1	10
10	RHODES, Jasmine	g	0-1	0-0	2-2	2	0	2	0	2	0	1	0	0	11
23	AMICHIA, Stephanie	g	0-1	0-0	0-0	1	2	3	0	0	0	0	0	0	6
24	HARDEN, DaSHAWN	g	2-5	0-2	0-0	0	0	0	1	4	0	3	0	1	15
31	JONES, Ann	g	0-0	0-0	0-0	0	0	0	1	0	0	0	0	0	3
Team						2	2	4							
Totals			22-58	2-11	14-14	16	18	34	16	60	8	14	0	11	200

FG % 1st Half: 11-32 34.4% 2nd half: 11-26 42.3% Game: 22-58 37.9%  
 3FG % 1st Half: 2-6 33.3% 2nd half: 0-5 0.0% Game: 2-11 18.2%  
 FT % 1st Half: 1-1 100.0 2nd half: 13-13 100.0 Game: 14-14 100.0

#### Auburn 49 • 9-14 (0-10 SEC)

#	Player	Total		3-Ptr		Rebounds			PF	TP	A		Blk	Stl	Min
		FG-FGA	FG-FGA	FT-FTA	FT-FTA	Off	Def	Tot			A	TO			
44	Tanner, Tra'cee	c	2-4	0-0	3-5	2	4	6	3	7	0	3	2	1	32
10	Montgomery, Brandy	g	8-14	6-11	1-2	1	2	3	0	23	1	4	0	0	35
13	Frerking, Katie	g	2-4	0-1	4-4	4	5	9	4	8	5	6	0	1	34
25	Petithomme, Neydja	g	0-5	0-5	0-0	0	2	2	1	0	0	5	0	0	29
40	Dieng, Khady	g	2-8	1-3	0-0	1	2	3	4	5	4	4	0	3	33
15	Jones, Jazmine	g	0-0	0-0	0-0	0	0	0	0	0	0	0	0	1	6
23	Jones, Jessica	g	0-2	0-0	0-0	0	2	2	0	0	0	1	0	0	8
35	Robeson, Asia	g	2-4	1-3	1-2	0	2	2	1	6	1	1	1	1	19
50	Capers, Cabriana	g	0-0	0-0	0-0	0	0	0	0	0	0	0	0	0	4
Team						2	1	3							
Totals			16-41	8-23	9-13	10	20	30	13	49	11	24	3	7	200

FG % 1st Half: 5-20 25.0% 2nd half: 11-21 52.4% Game: 16-41 39.0%  
 3FG % 1st Half: 2-6 33.3% 2nd half: 6-13 46.2% Game: 8-23 34.8%  
 FT % 1st Half: 6-8 75.0% 2nd half: 3-5 60.0% Game: 9-13 69.2%

Officials: Sue Blauch, Mary Day, Kevin Pethel  
 Technical fouls: LSU-None. Auburn-None.  
 Attendance: 1899

Score by periods	1st	2nd	Total
LSU	25	35	60
Auburn	18	31	49

Last FG - LSU 2nd-00:29, AU 2nd-01:57.  
 Largest lead - LSU by 15 2nd-14:27, AU by 1 1st-18:57.  
 LSU led for 38:15. AU led for 01:24. Game was tied for 00:21.

## Game 23 • LSU 51, Alabama 39

### 02/08/15 • Baton Rouge, La. • Maravich Center



Official Basketball Box Score -- Game Totals -- Final Statistics  
**Alabama vs LSU**  
 02/08/15 4:10 p.m. at Baton Rouge, La. (Maravich Center)



#### Alabama 39 • 12-13 (1-9 SEC)

#	Player	Total		3-Ptr		Rebounds			PF	TP	A		Blk	Stl	Min
		FG-FGA	FG-FGA	FT-FTA	FT-FTA	Off	Def	Tot			A	TO			
13	Hegstetter, Nikki	f	1-3	0-0	0-0	1	4	5	3	2	1	6	1	0	33
25	Hutchen, Briana	f	2-7	1-4	0-0	3	4	7	4	5	0	1	0	1	17
20	Williams, Ashley	g	7-12	0-0	1-2	0	4	4	3	15	1	5	0	2	36
22	Middlebrook, Karyla	g	0-4	0-3	1-2	0	2	2	3	1	3	5	0	2	35
33	Rivers, Sharin	g	0-3	0-3	0-0	0	0	0	0	0	0	1	0	0	15
01	Bolton, Quanetria	g	1-3	0-1	0-0	1	1	2	4	2	0	0	0	0	10
03	Carter, Khadijah	g	1-3	0-1	1-2	0	3	3	0	3	0	1	0	0	7
11	Cook, Hannah	g	0-5	0-3	0-0	1	3	4	2	0	0	1	0	1	18
15	Knight, Meoshonti	g	3-8	0-2	5-7	1	3	4	0	11	1	2	0	1	28
Team						1	2	3							
Totals			15-48	1-7	8-13	8	26	34	19	39	6	22	1	7	200

FG % 1st Half: 6-26 23.1% 2nd half: 9-22 40.9% Game: 15-48 31.3%  
 3FG % 1st Half: 0-11 0.0% 2nd half: 1-6 16.7% Game: 1-7 5.9%  
 FT % 1st Half: 5-7 71.4% 2nd half: 3-6 50.0% Game: 8-13 61.5%

#### LSU 51 • 14-9 (8-3 SEC)

#	Player		Total		3-Ptr		Rebounds			PF	TP	A		Blk	Stl	Min
			FG-FA	FG-FA	FT-FTA	Off	Def	Tot	A			TO				
04	PEDERSEN, Anne	f	2-4	0-0	0-0	1	1	2	4	4	1	0	2	0	21	
42	BOYKIN, Sheila	f	0-3	0-0	0-5	2	4	6	2	0	2	1	0	1	33	
11	MONCRIEF, Raigyne	g	5-13	0-0	1-4	5	8	13	2	11	1	5	0	2	28	
13	HILL, Rina	g	1-5	0-0	0-0	0	1	1	3	2	0	1	0	0	19	
32	BALLARD, Danielle	g	5-11	0-0	1-2	1	6	7	2	11	1	2	1	3	32	
01	DEEMER, Jenna		1-3	0-2	0-0	0	0	0	0	2	1	2	0	0	11	
03	BETHEL, Akliah		0-1	0-0	0-0	0	2	2	2	0	0	0	0	1	7	
10	RHODES, Jasmine		2-3	0-0	2-2	0	0	0	0	6	0	0	0	0	11	
23	AMICHIA, Stephanie		1-2	0-0	4-4	3	2	5	1	6	0	1	2	0	13	
24	HARDEN, DaSHAWN		4-10	1-3	0-0	0	2	2	2	9	2	3	0	4	25	
Team						0	2	2				2				
Totals			21-55	1-5	8-17	12	28	40	18	51	8	17	5	11	200	



## Game 25 • LSU 64, Georgia 52

### 02/19/15 • Baton Rouge, La. • Maravich Center



Official Basketball Box Score -- Game Totals -- Final Statistics  
**Georgia vs LSU**  
 02/19/15 7:05 p.m. at Baton Rouge, La. (Maravich Center)



#### Georgia 52 • 17-9 (5-8 SEC)

#	Player	Total		3-Ptr		Rebounds			PF	TP	A	TO	Blk	Stl	Min
		FG-FGA	FG-FGA	FT-FTA	FT-FTA	Off	Def	Tot							
11	Pachis Roberts	f	2-11	1-6	0-0	1	6	7	3	5	6	2	1	0	35
33	Mackenzie Ingram	f	6-8	0-0	1-2	2	4	6	2	13	1	2	0	0	28
03	Tiarra Griffin	g	6-15	2-7	0-0	1	5	6	1	14	3	2	0	2	40
24	Marjorie Butler	g	2-4	2-3	0-0	1	0	1	0	6	1	0	0	1	25
31	Erika Ford	g	2-11	0-3	1-2	2	3	5	3	1	0	0	0	0	40
12	Haley Clark	g	1-1	0-0	1-2	0	1	1	3	3	1	2	0	1	15
23	Halle Washington	g	3-6	0-0	0-1	0	1	1	3	6	1	1	1	1	17
Team						1	1	2							
Totals			22-56	5-19	3-7	8	21	29	15	52	14	10	2	5	200

FG % 1st Half: 11-29 37.9% 2nd half: 11-27 40.7% Game: 22-56 39.3% Deadball Rebounds 2  
 3FG % 1st Half: 3-9 33.3% 2nd half: 2-10 20.0% Game: 5-19 26.3%  
 FT % 1st Half: 3-6 50.0% 2nd half: 0-1 0.0% Game: 3-7 42.9%

#### LSU 64 • 15-10 (9-4 SEC)

#	Player	Total		3-Ptr		Rebounds			PF	TP	A	TO	Blk	Stl	Min
		FG-FGA	FG-FGA	FT-FTA	FT-FTA	Off	Def	Tot							
04	PEDERSEN, Anne	f	2-5	1-3	0-0	0	1	1	1	5	5	0	1	0	33
42	BOYKIN, Sheila	f	2-4	0-0	0-0	0	4	4	2	4	1	0	0	0	23
11	MONCRIEF, Raigyne	g	5-9	0-0	6-9	3	7	10	1	16	3	2	2	0	38
13	HILL, Rina	g	3-6	0-0	0-0	0	1	1	0	6	0	1	0	1	19
32	BALLARD, Danielle	g	6-14	0-0	1-2	2	10	12	0	13	3	3	1	2	37
01	DEEMER, Jenna	g	2-4	1-2	0-0	1	0	1	1	5	0	0	0	1	5
03	BETHEL, Akliah	g	2-2	0-0	3-4	1	2	3	4	7	2	0	0	0	20
24	HARDEN, DaSHAWN	g	3-8	2-4	0-0	0	1	1	0	8	2	1	0	0	21
31	JONES, Ann	g	0-1	0-0	0-0	0	2	2	3	0	0	0	0	0	4
Team						3	0	3							
Totals			25-53	4-9	10-15	10	28	38	12	64	14	9	4	4	200

FG % 1st Half: 13-29 44.8% 2nd half: 12-24 50.0% Game: 25-53 47.2% Deadball Rebounds 2  
 3FG % 1st Half: 4-8 50.0% 2nd half: 0-1 0.0% Game: 4-9 44.4%  
 FT % 1st Half: 4-6 66.7% 2nd half: 6-9 66.7% Game: 10-15 66.7%

Officials: Lisa Mattingly, Felicia Grinter, Bruce Morris  
 Technical fouls: Georgia-None. LSU-None.  
 Attendance: 2635  
 Actual Attendance: 1602

Score by periods	1st	2nd	Total
Georgia	28	24	52
LSU	34	30	64

Last FG - UGA 2nd-00:29, LSU 2nd-00:39.  
 Largest lead - UGA by 4 1st-18:16, LSU by 16 2nd-01:01.  
 UGA led for 03:13. LSU led for 35:44. Game was tied for 01:03.

Score tied - 1 time.  
 Lead changed - 1 time.

## Game 26 • Arkansas 63, LSU 41

### 02/22/15 • Fayetteville, Ark. • Bud Walton Arena



Official Basketball Box Score -- Game Totals -- Final Statistics  
**LSU vs Arkansas**  
 02/22/15 1 p.m. at Fayetteville, Ark. (Bud Walton Arena)



#### LSU 41 • 15-11 (9-5 SEC)

#	Player		Total	3-Ptr		Rebounds									
			FG	FGA	FT	FTA	Off	Def	Tot	PF	TP	A	To	Blk	Stl
04	PEDERSEN, Anne	f	2-5	0-0	0-0		1	3	4	5	4	0	2	0	0
42	BOYKIN, Sheila	f	0-4	0-0	0-0		1	2	3	1	0	1	2	0	1
11	MONCRIEF, Raigyne	g	1-13	0-1	1-4		4	3	7	5	3	1	2	0	1
13	HILL, Rina	f	2-4	0-0	0-0		0	0	0	2	4	0	1	0	0
32	BALLARD, Danielle	g	6-15	0-0	1-2		3	5	8	4	13	4	4	1	3
01	DEEMER, Jenna	f	1-5	0-4	0-0		0	0	0	0	2	0	0	0	0
03	BETHEL, Akliah	f	0-0	0-0	1-5		1	4	5	2	1	0	0	0	0
10	RHODES, Jasmine	g	0-1	0-0	0-0		1	2	3	0	1	0	0	0	1
24	HARDEN, DaSHAWN	g	5-14	4-6	0-0		1	2	3	3	14	0	2	0	3
31	JONES, Ann	g	0-0	0-0	0-0		0	0	0	0	0	0	0	0	0
35	FAREO, Aliyah	g	0-1	0-0	0-0		1	0	1	0	0	0	0	0	1
Team							2	3	5						
Totals			17-62	4-11	3-11	15	24	39	22	41	7	13	1	9	200

FG % 1st Half: 11-33 33.3% 2nd half: 6-29 20.7% Game: 17-62 27.4% Deadball Rebounds 2  
 3FG % 1st Half: 2-7 28.6% 2nd half: 2-4 50.0% Game: 4-11 36.4%  
 FT % 1st Half: 0-2 0.0% 2nd half: 3-9 33.3% Game: 3-11 27.3%

#### Arkansas 63 • 16-10 (6-8 SEC)

#	Player	Total		3-Ptr		Rebounds			PF	TP	A	TO	Blk	Stl	Min
		FG-FGA	FG-FGA	FT-FTA	FT-FTA	Off	Def	Tot							
00	JACKSON, Jessica	f	7-11	3-4	0-1	2	11	13	1	17	0	7	2	0	38
42	BOWEN, Jhasmin	f	6-12	0-0	1-2	4	4	8	3	13	2	3	2	2	34
11	BERNA, Calli	g	0-3	0-2	1-2	0	5	5	3	1	9	1	0	3	39
15	BROOKS, Kelsey	g	6-14	2-5	6-13	1	4	5	2	20	1	1	1	1	40
33	WOLFF, Melissa	g	4-7	0-0	4-6	2	7	9	3	12	0	0	1	2	27
14	BOSTAD, McKinley	g	0-3	0-1	0-0	1	0	1	1	0	1	0	0	0	11
25	BAILEY, Joey	g	0-1	0-0	0-0	0	1	1	0	0	1	0	0	0	11
Team						0	3	3							
Totals			23-51	5-12	12-24	10	35	45	13	63	13	14	6	8	200

FG % 1st Half: 13-27 48.1% 2nd half: 10-24 41.7% Game: 23-51 45.1% Deadball Rebounds 6,1  
 3FG % 1st Half: 3-8 37.5% 2nd half: 2-4 50.0% Game: 5-12 41.7%  
 FT % 1st Half: 3-4 75.0% 2nd half: 9-20 45.0% Game: 12-24 50.0%

Officials: Bob Trammell, Kelly Johnson, Eric Koch  
 Technical fouls: LSU-None. Arkansas-None.  
 Attendance: 2923  
 Fouled Out: LSU #11 R Moncrief at 4:07 in 2nd Half  
 LSU #4 A Pedersen at 1:28 in 2nd Half

Score by periods	1st	2nd	Total
LSU	24	17	41
Arkansas	32	31	63

Last FG - LSU 2nd-01:20, AR 2nd-00:53.  
 Largest lead - LSU None, AR by 22 2nd-00:53.  
 LSU led for 00:00. AR led for 37:57. Game was tied for 01:50.

Score tied - 0 times.  
 Lead changed - 0 times.

## Game 27 • Ole Miss 58, LSU 57

### 02/26/15 • Oxford, Miss. • Tad Smith Coliseum



Official Basketball Box Score -- Game Totals -- Final Statistics  
**LSU vs Ole Miss**  
 02/26/15 6:00 pm at Oxford, Miss. (Tad Smith Coliseum)



#### LSU 57 • 15-12 (9-6 SEC)

#	Player	Total		3-Ptr		Rebounds			PF	TP	A	TO	Blk	Stl	Min
		FG-FGA	FG-FGA	FT-FTA	FT-FTA	Off	Def	Tot							
03	BETHEL, Akliah	f	1-2	0-0	1-6	2	3	5	3	3	0	0	0	2	20
04	PEDERSEN, Anne	f	2-7	0-0	1-2	0	3	3	2	5	1	0	0	0	29
11	MONCRIEF, Raigyne	g	9-13	0-0	0-1	2	6	8	3	18	1	3	0	5	35
13	HILL, Rina	g	1-3	0-0	0-0	1	1	2	1	2	1	2	0	1	17
32	BALLARD, Danielle	g	6-13	0-0	2-3	0	6	6	3	14	2	5	0	1	29
01	DEEMER, Jenna	g	1-9	1-4	2-2	2	0	2	0	5	1	0	0	1	15
24	HARDEN, DaSHAWN	g	2-8	1-2	0-0	2	3	5	3	5	0	2	0	0	25
31	JONES, Ann	g	2-3	0-0	1-2	1	2	3	0	5	0	0	2	1	14
42	BOYKIN, Sheila	g	0-1	0-0	0-0	0	0	0	1	0	4	1	0	2	16
Team						1	3	4							
Totals			24-59	2-6	7-16	11	27	38	16	57	10	13	2	13	200

FG % 1st Half: 9-31 29.0% 2nd half: 15-28 53.6% Game: 24-59 40.7% Deadball Rebounds 5  
 3FG % 1st Half: 1-4 25.0% 2nd half: 1-2 50.0% Game: 2-6 33.3%  
 FT % 1st Half: 4-9 44.4% 2nd half: 3-7 42.9% Game: 7-16 43.8%

#### Ole Miss 58 • 17-11 (7-8 SEC)

#	Player	Total		3-Ptr		Rebounds			PF	TP	A	TO	Blk	Stl	Min
		FG-FGA	FG-FGA	FT-FTA	FT-FTA	Off	Def	Tot							
22	Mccray, Danielle	f	5-14	0-0	0-1	3	5	8	2	10	1	2	0	2	32
32	Faleru, Tia	f	4-8	0-0	2-4	1	9	10	3	10	0	2	0	1	39
03	Hayes, A'Queen	g	3-7	0-0	2-5	1	2	3	3	8	4	4	0	2	36
05	Sisk, Erika	g	2-7	0-1	10-10	0	3	3	3	14	6	5	1	2	36
12	Frizzell, Gracie	g	4-7	4-6	2-2	0	3	3	0	14	0	0	0	0	37
11	Joseph, Shequilia	g	0-2	0-1	0-0	1	0	1	0	1	0	1	2	0	6
15	Briggs, Kelsey	g	0-1	0-1	0-0	0	0	0	0	0	0	0	0	0	2
20	Singletary, Amber	g	0-1	0-1	0-0	0	1	1	3	0	0	0	0	0	6
23	Sessom, Shandricka	g	1-1	0-0	0-0	0	1	1	2	2	0	1	0	0	

# Game 29 • LSU 71, #18 Texas A&M 65

## 03/06/15 • North Little Rock, Ark. • Verizon Arena



Official Basketball Box Score -- Game Totals -- Final Statistics  
**#9/12/18 Texas A&M vs LSU**  
 03/06/16 2:30 p.m. at North Little Rock, Ark. (Verizon Arena)



### #9/12/18 Texas A&M 65 • 23-9

#	Player	Total		3-Ptr		Rebounds			PF	TP	A	TO	Blk	Stl	Min
		FG	FGA	FG	FGA	FT	FTA	Off Def Tot							
01	Courtney Williams	f	8-17	0-2	3-4	0	7	7	1	19	6	3	1	1	40
05	Achiri Ade	f	3-8	1-1	0-4	6	5	11	4	7	0	1	3	0	37
00	Khaalia Hillsman	c	2-6	0-0	1-2	4	4	8	3	5	0	2	0	0	22
11	Curtyce Knox	g	3-7	2-3	4-4	0	2	2	0	12	2	3	0	0	33
32	Courtney Walker	g	3-12	0-0	2-2	0	1	1	4	8	2	0	0	0	28
12	Jada Terry		2-2	0-0	0-0	2	2	4	2	4	0	1	0	0	10
13	Chelsea Jennings		4-9	0-0	0-0	0	0	0	3	8	1	0	0	1	21
23	Rachel Mitchell		0-1	0-0	1-2	3	0	3	0	1	0	0	0	0	6
22	T. Scott-Williams		0-0	0-0	1-2	0	0	0	1	1	0	1	0	0	3
Team						3	2	5							
Totals			25-62	3-6	12-20	18	23	41	18	65	11	11	4	2	200

FG % 1st Half: 10-30 33.3% 2nd half: 15-32 46.9% Game: 25-62 40.3%  
 3FG % 1st Half: 0-1 0.0% 2nd half: 3-5 60.0% Game: 3-6 50.0%  
 FT % 1st Half: 11-17 64.7% 2nd half: 1-3 33.3% Game: 12-20 60.0%

### LSU 71 • 17-12

#	Player	Total		3-Ptr		Rebounds			PF	TP	A	TO	Blk	Stl	Min
		FG	FGA	FG	FGA	FT	FTA	Off Def Tot							
04	PEDERSEN, Anne	f	2-6	0-0	2-2	0	0	0	2	6	2	1	0	0	32
42	BOYKIN, Sheila	f	1-2	0-0	0-0	0	1	1	3	2	1	0	1	0	10
11	MONCRIEF, Raigyne	g	5-11	0-0	4-4	2	1	3	4	14	0	0	1	0	20
24	HARDEN, DaSHAWN	g	3-9	2-4	2-2	0	3	3	1	10	3	1	0	1	39
32	BALLARD, Danielle	g	8-16	0-0	6-9	2	8	10	2	22	2	1	0	1	35
01	DEEMER, Jenna		1-2	1-2	3-3	0	0	0	2	6	0	0	0	0	6
03	BETHEL, Akliah		2-6	0-0	1-2	3	5	8	1	5	1	1	1	2	32
10	RHODES, Jasmine		0-1	0-0	0-0	0	0	0	1	0	0	0	0	0	4
13	HILL, Rina		2-3	0-0	0-0	0	1	1	1	4	1	0	0	0	16
31	JONES, Ann		1-3	0-0	0-0	2	0	2	0	2	0	0	0	0	6
Team						4	1	5							
Totals			25-59	3-6	18-22	13	20	33	17	71	10	6	3	4	200

FG % 1st Half: 18-34 52.9% 2nd half: 7-25 28.0% Game: 25-59 42.4%  
 3FG % 1st Half: 3-5 60.0% 2nd half: 0-1 0.0% Game: 3-6 50.0%  
 FT % 1st Half: 5-5 100.0 2nd half: 13-17 76.5% Game: 18-22 81.8%

Officials: Lisa Mattingly, Doug Knight, Kevin Petthel  
 Technical fouls: #9/12/18 Texas A&M-None. LSU-None.  
 Attendance: 4630

Score by periods	1st	2nd	Total
#9/12/18 Texas A&M	31	34	65
LSU	44	27	71

Last FG - TAMU 2nd-00:10. LSU 2nd-01:16.  
 Largest lead - TAMU None. LSU by 19 1st-11:40.  
 TAMU led for 00:00. LSU led for 39:38. Game was tied for 00:18.

	In	Off	2nd	Fast	Bench
Points	Paint	T/O	Chance	Break	
TAMU	26	5	4	0	14
LSU	26	14	8	2	17

Score tied - 0 times.

Lead changed - 0 times.

# Game 30 • #3 South Carolina 74, LSU 54

## 03/07/15 • North Little Rock, Ark. • Verizon Arena



Official Basketball Box Score -- Game Totals -- Final Statistics  
**LSU vs #1/1/3 South Carolina**  
 03/07/15 4:01 p.m. at North Little Rock, Ark. (Verizon Arena)



### LSU 54 • 17-13

#	Player	Total		3-Ptr		Rebounds			PF	TP	A	TO	Blk	Stl	Min
		FG	FGA	FG	FGA	FT	FTA	Off Def Tot							
04	PEDERSEN, Anne	f	0-2	0-1	0-0	0	2	2	2	0	1	2	1	0	22
42	BOYKIN, Sheila	f	1-3	0-0	0-0	4	2	6	3	2	2	2	0	0	29
11	MONCRIEF, Raigyne	g	8-17	0-0	4-6	2	1	3	2	20	1	3	0	1	36
24	HARDEN, DaSHAWN	g	7-13	5-8	0-0	2	3	5	1	19	0	1	0	1	30
32	BALLARD, Danielle	g	2-10	0-2	4-6	2	2	4	3	8	5	3	0	1	34
01	DEEMER, Jenna		1-1	1-1	0-0	0	0	0	1	3	0	1	0	0	7
03	BETHEL, Akliah		1-4	0-0	0-0	1	0	1	3	2	2	2	0	2	24
13	HILL, Rina		0-1	0-0	0-2	0	1	1	1	0	2	1	0	2	12
31	JONES, Ann		0-1	0-0	0-0	0	0	0	1	0	0	1	0	0	6
Team						0	3	3							
Totals			20-52	6-12	8-14	11	14	25	17	54	13	16	1	7	200

FG % 1st Half: 12-28 42.9% 2nd half: 8-24 33.3% Game: 20-52 38.5%  
 3FG % 1st Half: 5-5 100.0 2nd half: 1-7 14.3% Game: 6-12 50.0%  
 FT % 1st Half: 2-4 50.0% 2nd half: 6-10 60.0% Game: 8-14 57.1%

### #1/1/3 South Carolina 74 • 29-2

#	Player	Total		3-Ptr		Rebounds			PF	TP	A	TO	Blk	Stl	Min
		FG	FGA	FG	FGA	FT	FTA	Off Def Tot							
24	WELCH, Aleighsa	f	4-9	0-0	3-5	4	6	10	0	11	3	0	0	2	30
33	IBIAM, Elem	c	2-2	0-0	5-6	1	3	4	2	9	0	2	1	0	14
05	SESSIONS, Khadijah	g	1-2	0-0	0-0	0	1	1	1	2	3	2	0	1	18
25	MITCHELL, Tiffany	g	1-6	0-4	2-2	0	0	0	3	4	2	5	1	2	26
31	DOZIER, Asia	g	1-2	0-1	0-0	0	0	0	2	2	1	1	0	2	11
01	CUEVAS, Bianca		2-3	0-1	0-0	0	0	0	0	4	3	0	0	0	9
02	GAINES, Olivia		2-4	0-0	0-0	0	2	2	0	4	4	1	1	2	18
22	WILSON, A'ja		3-4	0-0	1-3	1	3	4	1	7	0	1	2	2	21
23	ROY, Tina		5-11	0-0	0-0	1	0	1	15	4	2	0	0	0	24
40	WHITE, Jatarie		0-0	0-0	0-0	0	1	1	0	0	1	0	0	1	3
41	COATES, Alaina		8-11	0-0	0-0	3	5	8	1	16	0	1	0	0	26
Team						3	2	5							
Totals			29-54	5-16	11-16	13	23	36	11	74	21	17	5	10	200

FG % 1st Half: 11-31 35.5% 2nd half: 18-23 78.3% Game: 29-54 53.7%  
 3FG % 1st Half: 1-10 10.0% 2nd half: 4-6 66.7% Game: 5-16 31.3%  
 FT % 1st Half: 4-6 66.7% 2nd half: 7-10 70.0% Game: 11-16 68.8%

Officials: Bob Trammell, Felicia Grinter, Cameron Inouye  
 Technical fouls: LSU-None. #1/1/3 South Carolina-None.  
 Attendance: 5524

Score by periods	1st	2nd	Total
LSU	31	23	54
#1/1/3 South Carolina	27	47	74

Last FG - LSU 2nd-01:16. SC 2nd-01:34.  
 Largest lead - LSU by 11 1st-08:13. SC by 23 2nd-01:34.  
 LSU led for 22:46. SC led for 15:40. Game was tied for 01:34.

	In	Off	2nd	Fast	Bench
Points	Paint	T/O	Chance	Break	
LSU	16	18	12	0	5
SC	34	18	11	8	46

Score tied - 3 times.

Lead changed - 1 time.

# Game 31 • #25 USF 73, LSU 64

## 03/21/15 • Tampa, Fla. • Sun Dome



Official Basketball Box Score -- Game Totals -- Final Statistics  
**LSU vs #25 USF**  
 03/21/15 6:30 PM at Tampa, Fla. (Sun Dome)



### LSU 64 • 17-14

#	Player	Total		3-Ptr		Rebounds			PF	TP	A	TO	Blk	Stl	Min
		FG	FGA	FG	FGA	FT	FTA	Off Def Tot							
04	PEDERSEN, Anne	f	1-4	1-2	0-0	0	2	2	4	3	0	3	0	0	15
42	BOYKIN, Sheila	f	0-1	0-0	0-0	1	2	3	3	0	1	0	1	0	21
11	MONCRIEF, Raigyne	g	5-15	0-0	3-4	4	6	10	1	13	4	2	1	0	34
24	HARDEN, DaSHAWN	g	7-16	2-8	0-0	1	3	4	3	16	0	2	0	3	34
32	BALLARD, Danielle	g	8-14	0-0	1-2	1	6	7	1	17	3	2	2	6	27
01	DEEMER, Jenna		2-7	0-3	3-4	0	0	0	1	7	0	2	0	0	13
03	BETHEL, Akliah		0-0	0-0	0-0	0	1	1	4	0	0	0	1	0	15
10	RHODES, Jasmine		0-0	0-0	0-0	0	1	1	0	0	0	1	0	1	3
13	HILL, Rina		1-3	0-0	0-0	1	0	1	2	2	1	1	0	0	17
31	JONES, Ann		2-7	0-0	2-2	3	3	6	1	6	1	2	0	0	21
Team						5	2	7							
Totals			26-67	3-13	9-12	16	26	42	21	64	10	16	5	10	200

FG % 1st Half: 14-34 41.2% 2nd half: 12-33 36.4% Game: 26-67 38.8%  
 3FG % 1st Half: 1-5 20.0% 2nd half: 2-8 25.0% Game: 3-13 23.1%  
 FT % 1st Half: 3-4 75.0% 2nd half: 6-8 75.0% Game: 9-12 75.0%

### #25 USF 73 • 27-7

#	Player	Total		3-Ptr		Rebounds			PF	TP	A	TO	Blk	Stl	Min
		FG	FGA	FG	FGA	FT	FTA	Off Def Tot							
20	FERREIRA, Laura	f	2-9	2-7	0-0	1	1	2	2	6	2	2	2	1	26
24	JENKINS, Alisia	f	4-6	0-0	7-8	3	5	8	3	15	1	2	2	2	30
46	WEBER, Katelyn	c	3-5	0-0	3-3	4	2	6	2	9	0	3	1	0	21
13	WILLIAMS, Courtney	f	2-5	2-4	0-0	0	1	1	0	10	1	0	0	0	6
23	MARCOS CANEDO, Laur g	f	0-2	0-0	0-0	0	1	1	0	10	1	0	0	0	6
03	TAYLOR, Tamara	f	1-6	0-4	0-6	2	2	4	1	6	1	0	0	3	16
11	PUJOL, Ariadna	f	0-0	0-0	0	0	0	0	0	0	0	0	0	0	1
15	NAYLOR, Shavontae	f	0-0	0-0	0	0	0	0	1	0	0	1	0	0	2
23	STRINGFIELD, Shaheeh	f	2-7	0-2	5-8	0	2	2	2	9	2	2	0	3	34
32	JESPERSSE, Maria	f	5-5	0-0	1-2	3	0	3	1	11	0	0	0	2	25
	Team					3	1	4							
	Totals		24-65	3-17	22-29	19	26	45	13	73	13	7	9	20	





## 2015 SEC FINAL STANDINGS

TEAM	CONFERENCE			OVERALL		
	W	L	PCT	W	L	PCT
South Carolina	15	1	.937	34	3	.918
Tennessee	15	1	.937	30	6	.833
Mississippi State	11	5	.687	27	7	.794
LSU	10	6	.625	17	14	.548
Texas A&M	10	6	.625	23	10	.696
Kentucky	10	6	.625	24	10	.705
Missouri	7	9	.437	19	14	.575
Ole Miss	7	9	.437	19	14	.575
Arkansas	6	10	.375	18	14	.562
Georgia	6	10	.375	19	12	.612
Vanderbilt	5	11	.312	15	16	.483
Florida	5	11	.312	13	17	.433
Auburn	3	13	.187	13	18	.419
Alabama	2	14	.125	13	19	.406
Ole Miss	2	14	.125	12	20	.375

## 2015 SEC TOURNAMENT

Verizon Arena • North Little Rock, Ark.

## First Round • Wednesday, March 4

Game 1: #13 Auburn 71, #12 Florida 49

Game 2: #11 Vanderbilt 66, #14 Alabama 56

## Second Round • Thursday, March 5

Game 3: #9 Arkansas 72, #8 Ole Miss 61

Game 4: #5 Texas A&amp;M 57, #13 Auburn 47

Game 5: #10 Georgia 75, #7 Missouri 64

Game 6: #6 Kentucky 67, #11 Vanderbilt 61

## Quarterfinals • Friday, March 6

Game 6: #1 South Carolina 58, #9 Arkansas 36

Game 7: #4 LSU 71, #5 Texas A&amp;M 65

Game 8: #2 Tennessee 75, #10 Georgia 41

Game 9: #6 Kentucky 76, #3 Mississippi State 67

## Semifinals • Saturday, March 7

Game 10: #1 South Carolina 74, #4 LSU 54

Game 11: #2 Tennessee 75, #6 Kentucky 64

## Finals • Sunday, March 8

Game 12: #1 South Carolina 62, #2 Tennessee 46

## 2015 SEC HONORS

## ALL-SEC COACHES TEAM

## First Team

Makayla Epps, Kentucky

## Danielle Ballard, LSU

Tia Faleru, Ole Miss

Aleighsa Welch, South Carolina

Tiffany Mitchell, South Carolina

A'ja Wilson, South Carolina

Cierra Burdick, Tennessee

Isabelle Harrison, Tennessee

Courtney Walker, Texas A&amp;M

## Second Team

Jessica Jackson, Arkansas

Jennifer O'Neill, Kentucky

Jordan Frericks, Missouri

Martha Alwal, Mississippi State

Victoria Vivians, Mississippi State

Alaina Coates, South Carolina

Jordan Jones, Texas A&amp;M

Courtney Williams, Texas A&amp;M

## ALL-SEC FRESHMAN TEAM

Haley Lorenzen, Florida

Mackenzie Engram, Georgia

Alexis Jennings, Kentucky

A'Queen Hayes, Ole Miss

Victoria Vivians, Mississippi State

Morgan William, Mississippi State

A'ja Wilson, South Carolina

Rebekah Dahlman, Vanderbilt

## All-Defensive Team

Linnae Harper, Kentucky

## Danielle Ballard, LSU

Martha Alwal, Mississippi State

Alaina Coates, South Carolina

Jordan Jones, Texas A&amp;M

## COACH OF THE YEAR

Vic Schaefer, Mississippi State  
(Coaches & AP)

Dawn Staley, South Carolina (Coaches)

## PLAYER OF THE YEAR

Tiffany Mitchell, South Carolina

## FRESHMAN OF THE YEAR

A'ja Wilson, South Carolina

## DEFENSIVE PLAYER OF THE YEAR

Jordan Jones, Texas A&amp;M

## SIXTH PLAYER OF THE YEAR

Jennifer O'Neill, Kentucky

## SCHOLAR-ATHLETE OF THE YEAR

Aleighsa Welch, South Carolina

## ASSOCIATED PRESS ALL-SEC TEAM

## First Team

Makayla Epps, Kentucky

Tia Faleru, Ole Miss

Tiffany Mitchell, South Carolina

A'ja Wilson, South Carolina

Courtney Walker, Texas A&amp;M

## Second Team

Jessica Jackson, Arkansas

## Danielle Ballard, LSU

Victoria Vivians, Mississippi State

Cierra Burdick, Tennessee

Isabelle Harrison, Tennessee

Alaina Coates, South Carolina

Aleighsa Welch, South Carolina

## Honorable Mention

Jennifer O'Neill, Kentucky

Jordan Frericks, Missouri

Courtney Williams, Texas A&amp;M

## AP SEC COACH OF THE YEAR

Vic Schaefer, Mississippi State

## AP SEC PLAYER OF THE YEAR

Tiffany Mitchell, South Carolina

## AP SEC FRESHMAN OF THE YEAR

A'ja Wilson, South Carolina

## SEC COMMUNITY SERVICE TEAM

Nikki Hegstetter, Alabama

Joey Bailey, Arkansas

Tra'Cee Tanner, Auburn

Brooke Copeland, Florida

Erika Ford, Georgia

Bria Goss, Kentucky

## Ann Jones, LSU

Gracie Frizzell, Ole Miss

Savannah Carter, Mississippi State

Morgan Eye, Missouri

Elem Ibiam, South Carolina

Cierra Burdick, Tennessee

Tori Scott, Texas A&amp;M

Kendall Shaw, Vanderbilt

## WBCA REGION 3 COACH OF THE YEAR

Dawn Staley, South Carolina

## WBCA REGION 3 HONOREES TEAM

Isabelle Harrison, Tennessee

## Danielle Ballard, LSU

Tiffany Mitchell, South Carolina

Courtney Walker, Texas A&amp;M

Aleighsa Welch, South Carolina

A'ja Wilson, South Carolina

## ASSOCIATED PRESS ALL-AMERICA

Tiffany Mitchell, South Carolina  
(First Team)A'ja Wilson, South Carolina  
(Third Team)

Cierra Burdick, Tennessee

(Honorable Mention)

Jordan Jones, Texas A&amp;M

(Honorable Mention)

Victoria Vivians, Mississippi State

(Honorable Mention)

Courtney Walker, Texas A&amp;M

(Honorable Mention)

Aleighsa Welch, South Carolina

(Honorable Mention)

## WCBA DIVISION I COACHES' ALL-AMERICA

Tiffany Mitchell, South Carolina  
(First Team)Danielle Ballard, LSU  
(Honorable Mention)

Isabelle Harrison, Tennessee


(Honorable Mention)

Courtney Walker, Texas A&amp;M

(Honorable Mention)

Aleighsa Welch, South Carolina

(Honorable Mention)

**SHEILA BOYKIN'S CAREER STATISTICS**

YEAR	GP-GS	MIN/AVG	FG-FGA	PCT	3-POINT			FT-FTA	PCT	REBOUND		AVG	PF-FO	AST	TO	BLK	STL	PTS/AVG
					FG-FGA	PCT	OFF-DEF-TOT											
2011-12	23-0	160/7.0	15-29	.517	0-0	.000	8-14	.571	17-27-44	1.9	14-0	13	16	1	10			38/1.7
2012-13	25-5	336/13.4	18-27	.667	0-0	.000	8-16	.500	22-35-57	2.3	35-0	16	19	6	8			44/1.8
2013-14	34-13	484/14.2	25-59	.424	0-0	.000	5-12	.417	35-42-77	2.3	54-0	17	31	7	13			55/1.6
2014-15	31-24	762/24.6	76-159	.478	0-0	.000	32-58	.552	95-93-188	6.1	71-2	46	45	15	30			184/5.9
TOTAL	113-42	1742/15.4	134-274	.489	0-0	.000	53-100	.530	169-197-366	3.2	174-2	92	111	29	61			321/2.8

**DASHAWN HARDEN'S CAREER STATISTICS**

				3-POINT				REBOUND								
YEAR	GP-GS	MIN/AVG	FG-FGA	PCT	FG-FGA	PCT	FT-FTA	PCT	OFF-DEF-TOT	AVG	PF-FO	AST	TO	BLK	STL	PTS/AVG
2013-14	33-10	735/22.3	82-248	.331	33-106	.311	40-53	.755	31-47-78	2.4	63-1	43	52	4	53	237/7.2
2014-15	30-15	769/25.6	126-333	.378	52-137	.380	29-39	.744	19-54-73	2.4	45-0	30	70	3	59	333/11.1
TOTAL	63-25	1504/23.9	208-581	.358	85-243	.350	69-92	.750	50-101-151	2.4	108-1	73	122	7	112	570/9.0







The SEC office is located in Birmingham, Ala.

# The Southeastern Conference

## The Nation's Premier Women's Basketball League



**SEC Commissioner Greg Sankey**

Throughout its storied 82-year history, the Southeastern Conference has been a leader in the integration of athletic competition and higher education.

Since its formation in 1933, the SEC has achieved both stature and stability by designating governing/voting power to the presidents of the member institutions. They have determined the policies of the conference and through the years this involvement has been the principal source of strength in the evolution of the SEC.

The SEC currently regulates nine men's sports and 12 women's sports: Men: baseball, basketball, football, golf, swimming, tennis and track (cross country, indoor and outdoor). Women: basketball, golf, equestrian, gymnastics, soccer, softball, swimming, tennis, track (cross country, indoor and outdoor) and volleyball.

On August 14, 2014 the SEC Network launched in 62 million homes nationwide. On that day, SEC Network became the most successful new channel launch in cable history and it hasn't stopped going since. Currently boasting 70 million subscribers, the network produced 1,500 events surrounded by 1,400 hours of original programming in its debut year.

### SEC BY THE NUMBERS

- The SEC has posted impressive non-conference records in the last decade. The SEC compiled a 159-49 non-conference record during the 2014-15 season.
- Since the 1990 season, the SEC has compiled a 3630-1078 record against other conferences. The league has recorded 150+ wins during 11 seasons and has never recorded a non-conference winning percentage below .723.
- SEC teams have earned appearances in 26 of 34 NCAA Final Fours, an accomplishment unmatched by any other league. The next closest is the Big East with 22 and the ACC with 18.
- SEC squads have filled 35 of the 136 Final Four berths, including having two Final Four teams in 1988 (Auburn, Tennessee), 1989 (Auburn, Tennessee), 1995 (Georgia, Tennessee), 1996 (Georgia, Tennessee), 1998 (Arkansas, Tennessee), 2004 (LSU, Tennessee), 2005 (LSU, Tennessee), 2007 (LSU, Tennessee) and 2008 (LSU, Tennessee).
- SEC teams have made 18 appearances in a nation-high 16 NCAA Championship games, winning eight NCAA Championships (Tennessee: 1987, 1989, 1991, 1996, 1997, 1998, 2007 and 2008).
- The league also had the distinction of providing both national finalists twice in its history in 1996 (Tennessee 83, Georgia 65) and in 1989 (Tennessee 76, Auburn 60).
- SEC teams are 383-202 (.655) in NCAA Tournament games, for an average of 11.2 NCAA wins per year. All 14 current members have appeared in the NCAA Tournament.
- The SEC was the first league to ever have seven teams invited to the NCAA Tournament and earned this honor a leading 10 times (1986, 1991, 1995-97, 2003-04, 2009 & 2013-14).
- Since 1982, league teams have been ranked in the AP poll 3,056 times, including 1,614 Top 10 appearances and 797 Top 5 appearances.
- Seven Naismith Player of the Year winners have come from the SEC. They include Saudia Roundtree, Georgia ('96), Chamique Holdscrow, Tennessee ('98 & '99), Tamika Catchings, Tennessee ('00), Seimone Augustus, LSU ('05 & '06) and Candace Parker, Tennessee ('08).

### NCAA APPEARANCES

SEC	210
ACC	165
Big Ten	146
Big East	137
Pac-12	18
Big 12	116
Atlantic 10	81
Sun Belt	52
C-USA	50
MVC	44

### NCAA TITLES

Big East	8
SEC	8
ACC	2
Pac-12	4
Big 12	3
American	2

### NCAA TOURNAMENT WINS

SEC	383
ACC	248
Big East	230
Big Ten	168
Pac-12	166
Big 12	165
Sun Belt	66
Atlantic 10	63
Independents	32

### FINAL FOUR APPEARANCES

SEC	35
Big East	22
ACC	18
Pac-12	12
Sun Belt	8
Big Ten	8
Big 12	8
Independents	6



# 2016 SEC Tournament

March 2-6 • Jacksonville Veterans Memorial Arena • Jacksonville, Fla.

With eight national championships, 10 runner-up finishes, a nation-leading 35 Final Four appearances and 114 first-team All-America honors, the SEC stands firmly as the nation's premier intercollegiate women's basketball conference.

On Feb. 7, 1980, the first SEC women's basketball tournament began play. It ended four days later with Tennessee defeating Ole Miss for the title. Fast forward 36 years later and the SEC Tournament is still enjoying success and increased popularity.

Beginning with its inception and through 1986, the tournament was held at campus sites. The tournament was then sent to Albany, Ga., which served as the site for six years from 1987-92. The tournament then moved to Chattanooga, Tenn., where it was held from 1993-2000, with the exception of 1998 when the tournament moved to Columbus, Ga.

Since 2001 the tournament has enjoyed many new sites, including Memphis (2001), Nashville (2002, 2004, 2008, 2011, 2012), Little Rock, Ark. (2003, 2006, 2009, 2015), Greenville, S.C. (2005), Duluth, Ga. (2007, 2010, 2013, 2014) and Jacksonville, Fla. (2016).

The winner of the 13-game tournament will receive the league's automatic bid to the NCAA Tournament. The tournament seeds and conference champion will be determined by the 16-game regular-season SEC schedule.

The 2016 SEC Women's Basketball Tournament will once again enjoy live television coverage. The SEC Network will televise all first, second and third round games. The semifinals will be aired on ESPN for the fifth consecutive year, while the championship game will be televised on ESPN.

All games also will be available through WatchESPN, accessible online at WatchESPN.com, on smartphones and tablets via the WatchESPN app, and streamed on televisions through Amazon Fire TV, Apple TV, Chromecast, Roku, Xbox 360 or Xbox One to fans who receive their video subscription from an affiliated provider.

Public tickets for this year's event went on sale October 15 and can be purchased through the SEC website.



## FIRST ROUND

**Wednesday, March 2 • Televised by SEC Network**

11:00 a.m. Game 1 - Seed #12 vs. Seed #13  
1:30 p.m. Game 2 - Seed #11 vs. Seed #14

## SECOND ROUND

**Thursday, March 3 • Televised by SEC Network**

Noon Game 3 - Seed #8 vs. Seed #9  
2:30 p.m. Game 4 - Seed #5 vs. Game 1 winner  
6:00 p.m. Game 5 - Seed #10 vs. Seed #7  
8:30 p.m. Game 6 - Seed #6 vs. Game 2 winner

## QUARTERFINALS

**Friday, March 4 • Televised by SEC Network**

12 p.m. Game 7: Seed #1 vs. Game 3 winner  
2:30 p.m. Game 8: Seed #4 vs. Game 4 winner  
6 p.m. Game 9: Seed #2 vs. Game 5 winner  
8:30 p.m. Game 10: Seed #3 vs. Game 6 winner

## SEMIFINALS

**Saturday, March 5 • Televised by ESPN**

5:00 p.m. Game 11 - Game 7 winner vs. Game 8 winner  
7:30 p.m. Game 12 - Game 9 winner vs. Game 10 winner

## CHAMPIONSHIP GAME

**Sunday, March 6 • Televised by ESPN**

2:30 p.m. Game 13 - Game 11 winner vs. Game 12 winner

All times EASTERN and subject to change.

## SEC TOURNAMENT CHAMPIONS

1980 • Tennessee  
1981 • Auburn  
1982 • Kentucky  
1983 • Georgia  
1984 • Georgia  
1985 • Tennessee  
1986 • Georgia  
1987 • Auburn  
1988 • Tennessee  
1989 • Tennessee  
1990 • Auburn  
**1991 • LSU**  
1992 • Tennessee  
1993 • Vanderbilt  
1994 • Tennessee  
1995 • Vanderbilt  
1996 • Tennessee  
1997 • Auburn  
1998 • Tennessee  
1999 • Tennessee  
2000 • Tennessee  
2001 • Georgia  
2002 • Vanderbilt  
**2003 • LSU**  
2004 • Vanderbilt  
2005 • Tennessee  
2006 • Tennessee  
2007 • Vanderbilt  
2008 • Tennessee  
2009 • Vanderbilt  
2010 • Tennessee  
2011 • Tennessee  
2012 • Tennessee  
2013 • Texas A&M  
2014 • Tennessee  
2015 • South Carolina





**Using its SECU academic initiative, the Southeastern Conference sponsors, supports and promotes collaborative higher education programs and activities involving administrators, faculty and students at its member universities. SECU is led by the president or chancellor of each SEC university and is managed by the chief academic officer.**

#### **THE GOALS OF THE SECU ACADEMIC INITIATIVE INCLUDE:**

- Advancing the merit and reputation of SEC universities outside of the traditional SEC region;
- Highlighting the endeavors and achievements of SEC faculty and universities;
- Identifying and preparing future leaders for high-level service in academia; Increasing the amount and type of education abroad opportunities available to SEC students; and
- Providing opportunities for collaboration among SEC university personnel.

#### **THE CURRENT PROGRAMS OF THE SECU ACADEMIC INITIATIVE INCLUDE:**

- The SEC Academic Leadership Development Program seeks to identify, prepare and advance academic leaders for roles within SEC institutions and beyond. It has two components, a university-level program and two, three-day, SEC-wide workshops held on specified campuses for all participants.
- The SEC Faculty Achievement and Professor of the Year Awards recognize faculty with outstanding records in research and scholarship. There is one winner per campus and one overall winner for the Conference.

- The SEC Faculty Travel Grant Program is intended to enhance collaboration that stimulates scholarly initiatives between SEC universities. The program offers faculty from each SEC university the opportunity to travel to other SEC universities to develop grant proposals and conduct research.

- The SEC College Tour occurs each spring, and administrators from all SEC universities participate in events intended to introduce SEC universities to students, parents and high school counselors from outside of the southeast region.

- The SEC Symposium is an academic conference-type event intended to address a scholarly issue in an area of strength represented by all SEC universities. Held in Atlanta, Georgia, this marquee event puts on display the research and innovation of SEC institutions for an audience of academicians, government officials, grant funding agents and other stakeholders.

- The SEC Cooperative Education Abroad Agreement provides opportunities for students from all SEC universities to access international programs offered at other SEC universities. And as part of a renewable agreement, Italian engineering students from the Politecnico di Torino (PdT) have the opportunity to enroll at SEC universities each fall, and engineering SEC students may study there the following spring.

- The SEC MBA Case Competition is an opportunity for SEC business schools to showcase their students' skills at solving simulated, real-world problems that cover the spectrum of business disciplines. The competition is held on one SEC campus and teams of four MBA students compete against other SEC teams, the best receiving various awards and recognition.

- The SEC Academic Collaboration Grant Program is intended to expand student-focused collaboration among SEC universities. The grant is awarded annually to one SEC institution to support joint activities involving all other SEC universities. Examples of collaborative activities include intra-conference competitions, graduate student recruiting fairs, undergraduate research initiatives, etc.

**Alabama • LSU leads 37-17**

01/08/77	LSU 81, Alabama 80	Tuscaloosa, Ala.
02/05/77	LSU 99, Alabama 75	Baton Rouge, La.
01/05/78	#4 LSU 84, Alabama 60	Tuscaloosa, Ala.
11/18/79	LSU 105, Alabama 57	Baton Rouge, La.
02/16/80	Alabama 79, LSU 58	Tuscaloosa, Ala.
01/03/81	LSU 80, Alabama 68	Baton Rouge, La.
02/13/82	Alabama 80, LSU 78	Tuscaloosa, Ala.
02/20/82	LSU 76, Alabama 64	Baton Rouge, La.
01/22/83	LSU 77, Alabama 73	Tuscaloosa, Ala.
02/19/83	#17 LSU 72, Alabama 56	Baton Rouge, La.
01/21/84	#7 LSU 73, #15 Alabama 61	Baton Rouge, La.
02/17/84	#10 LSU 78, #20 Alabama 74	Tuscaloosa, Ala.
01/19/85	LSU 83, #19 Alabama 76 (20T)	Tuscaloosa, Ala.
02/06/85	LSU 87, #20 Alabama 76	Baton Rouge, La.
02/08/86	#9 LSU 83, Alabama 82	Tuscaloosa, Ala.
02/15/87	#12 LSU 81, Alabama 66	Baton Rouge, La.
01/20/88	Alabama 81, LSU 79 (OT)	Tuscaloosa, Ala.
01/21/89	#14 LSU 74, Alabama 71	Baton Rouge, La.
01/20/90	#16 Alabama 67, LSU 66	Tuscaloosa, Ala.
02/16/91	#12 LSU 78, Alabama 66	Baton Rouge, La.
01/18/92	Alabama 80, LSU 72	Tuscaloosa, Ala.
01/16/93	Alabama 74, LSU 69	Baton Rouge, La.
03/04/93	Alabama 106, LSU 86	Chattanooga, Tenn. (SEC Tournament)
01/30/94	#15 Alabama 91, LSU 74	Tuscaloosa, Ala.
01/28/95	#14 Alabama 90, at LSU 60	Baton Rouge, La.
02/03/96	#15 Alabama 86, LSU 60	Tuscaloosa, Ala.
03/03/96	#13 Alabama 86, LSU 70	Chattanooga, Tenn. (SEC Tournament)
02/01/97	#14 LSU 84, #5 Alabama 74	Baton Rouge, La.
01/29/98	Alabama 67, LSU 54	Baton Rouge, La.
02/03/98	Alabama 73, LSU 51	Tuscaloosa, Ala.
01/28/99	#23 Alabama 71, LSU 66	Tuscaloosa, Ala.
02/03/99	#24 LSU 75, #21 Alabama 50	Baton Rouge, La.
02/10/00	Alabama 72, #7 LSU 68	Tuscaloosa, Ala.
02/08/01	#12 LSU 74, Alabama 58	Baton Rouge, La.
02/24/02	Alabama 82, LSU 73	Tuscaloosa, Ala.
02/13/03	#4 LSU 85, Alabama 43	Baton Rouge, La.
02/05/04	#14 LSU 103, Alabama 68	Tuscaloosa, Ala.
01/16/05	#3 LSU 76, Alabama 51	Baton Rouge, La.
03/04/05	#1 LSU 60, Alabama 59	Greenville, S.C. (SEC Tournament)
01/19/06	#3 LSU 79, Alabama 43	Baton Rouge, La.
02/23/06	#3 LSU 86, Alabama 61	Tuscaloosa, Ala.
01/21/07	#8 LSU 81, Alabama 45	Tuscaloosa, Ala.
02/25/07	#7 LSU 70, Alabama 27	Baton Rouge, La.
02/07/08	#8 LSU 89, Alabama 53	Tuscaloosa, Ala.
01/11/09	LSU 55, Alabama 34	Baton Rouge, La.
01/31/10	#18 LSU 78, Alabama 41	Tuscaloosa, Ala.
01/09/11	LSU 72, Alabama 43	Baton Rouge, La.
03/03/11	LSU 60, Alabama 36	Nashville, Tenn. (SEC Tournament)
01/08/12	LSU 84, Alabama 40	Baton Rouge, La.
02/12/12	LSU 51, Alabama 46	Tuscaloosa, Ala.
02/28/13	LSU 76, Alabama 42	Baton Rouge, La.
03/02/14	Alabama 78, LSU 60	Tuscaloosa, Ala.
03/06/14	LSU 78, Alabama 65	Duluth, Ga. (SEC Tournament)
02/08/15	LSU, 51, Alabama 39	Baton Rouge, La.

At Baton Rouge: LSU leads 22-3

At Tuscaloosa: Series tied 12-12

At Neutral Site: LSU leads 3-2

**Arkansas • LSU leads 29-15**

02/11/92	at Arkansas 74, LSU 66	Fayetteville, Ark.
02/10/93	Arkansas 69, LSU 66	Baton Rouge, La.
02/08/94	LSU 75, Arkansas 64	Fayetteville, Ark.
02/14/95	#18 Arkansas 82, LSU 72	Baton Rouge, La.
01/23/96	#22 Arkansas 73, LSU 72	Baton Rouge, La.
01/31/96	#24 Arkansas 74, LSU 65	Fayetteville, Ark.
03/23/96	LSU 91, Arkansas 63	Amarillo, Texas (Women's NIT)
01/21/97	#18 LSU 79, #12 Arkansas 72	Baton Rouge, La.
02/19/97	#13 LSU 76, #20 Arkansas 66	Fayetteville, Ark.
01/06/98	Arkansas 81, LSU 66	Fayetteville, Ark.
02/11/98	LSU 77, Arkansas 55	Baton Rouge, La.
01/06/99	LSU 85, Arkansas 51	Baton Rouge, La.
02/11/99	Arkansas 86, #20 LSU 61	Fayetteville, Ark.
01/13/00	#17 LSU 82, Arkansas 69	Fayetteville, Ark.
02/12/00	#7 LSU 68, Arkansas 51	Baton Rouge, La.
01/11/01	#9 LSU 61, Arkansas 54	Fayetteville, Ark.
02/11/01	#12 LSU 62, Arkansas 58	Baton Rouge, La.
01/20/02	#25 LSU 65, Arkansas 55	Baton Rouge, La.
02/10/02	Arkansas 80, LSU 71	Fayetteville, Ark.
01/19/03	#10 Arkansas 82, #2 LSU 72	Fayetteville, Ark.
02/27/03	#4 LSU 70, #21 Arkansas 57	Baton Rouge, La.
03/07/03	#6 LSU 78, #23 Arkansas 72	Little Rock, Ark. (SEC Tournament)
01/22/04	#12 LSU 73, Arkansas 65	Fayetteville, Ark.

02/12/04	#16 LSU 92, Arkansas 65	Baton Rouge, La.
01/20/05	#2 LSU 91, Arkansas 45	Baton Rouge, La.
02/24/05	#1 LSU 90, Arkansas 64	Fayetteville, Ark.
02/02/06	#3 LSU 93, Arkansas 59	Fayetteville, Ark.
02/19/06	#2 LSU 64, Arkansas 42	Baton Rouge, La.
01/25/07	#8 LSU 70, Arkansas 53	Baton Rouge, La.
02/15/07	#7 LSU 86, Arkansas 65	Fayetteville, Ark.
01/10/08	#11 LSU 76, #18 Arkansas 54	Fayetteville, Ark.
02/28/08	#6 LSU 83, Arkansas 46	Baton Rouge, La.
01/08/09	LSU 62, Arkansas 42	Fayetteville, Ark.
02/05/09	LSU 68, Arkansas 53	Baton Rouge, La.
01/07/10	#11 LSU 65, Arkansas 38	Fayetteville, Ark.
02/25/10	#20 LSU 70, Arkansas 53	Baton Rouge, La.
01/27/11	Arkansas 53, LSU 45	Baton Rouge, La.
02/20/11	Arkansas 42, LSU 40	Fayetteville, Ark.
01/22/12	Arkansas 72, LSU 52	Baton Rouge, La.
02/16/12	LSU 50, Arkansas 42	Fayetteville, Ark.
03/02/12	LSU 41, Arkansas 40	Nashville, Tenn. (SEC Tournament)
01/10/13	Arkansas 63, LSU 54	Fayetteville, Ark.
02/23/14	Arkansas 57, #19 LSU 53	Baton Rouge, La.
02/22/15	Arkansas 63, LSU 41	Fayetteville, Ark.

At Baton Rouge: LSU leads 14-6

At Fayetteville: LSU leads 12-9

At Neutral Site: LSU leads 3-0

**Auburn • Auburn leads 29-21**

02/07/80	Auburn 70, LSU 64	Knoxville, Tenn. (SEC Tournament)
12/03/80	Auburn 70, LSU 52	Auburn, Ala.
01/30/81	Auburn 73, LSU 71 (OT)	Baton Rouge, La. (SEC Tournament)
01/20/82	#20 Auburn 77, LSU 71	Baton Rouge, La.
02/17/82	#20 Auburn 78, LSU 58	Auburn, Ala.
01/29/83	LSU 89, #17 Auburn 51	Baton Rouge, La.
02/26/83	#19 Auburn 81, #14 LSU 72	Auburn, Ala.
01/28/84	#12 Auburn 75, #9 LSU 73	Auburn, Ala.
02/25/84	#9 LSU 67, #16 Auburn 62	Baton Rouge, La.
01/26/85	#10 Auburn 79, LSU 75	Baton Rouge, La.
02/11/85	#9 Auburn 67, LSU 61	Auburn, Ala.
01/25/86	#2 Auburn 84, #9 LSU 63	Auburn, Ala.
01/04/87	#3 Auburn 76, #8 LSU 69	Miami, Fla.
02/28/87	#2 Auburn 72, #14 LSU 61	Baton Rouge, La.
02/03/88	#3 Auburn 78, LSU 47	Auburn, Ala.
01/14/89	#1 Auburn 57, #10 LSU 43	Baton Rouge, La.
03/05/89	#1 Auburn 75, LSU 65	Albany, Ga. (SEC Tournament)
01/06/90	#16 Auburn 77, #15 LSU 60	Auburn, Ala.
03/03/90	#12 Auburn 91, #21 LSU 65	Albany, Ga. (SEC Tournament)
01/12/91	#15 LSU 85, #5 Auburn 68	Baton Rouge, La.
01/25/92	Auburn 70, LSU 61	Auburn, Ala.
01/23/93	#9 Auburn 83, LSU 59	Baton Rouge, La.
02/05/94	#20 Auburn 68, LSU 39	Auburn, Ala.
03/04/94	#25 Auburn 76, LSU 73	Chattanooga, Tenn. (SEC Tournament)
02/04/95	Auburn 65, LSU 61	Baton Rouge, La.
01/27/96	#25 Auburn 71, LSU 65	Baton Rouge, La.
01/25/97	#18 LSU 75, #21 Auburn 64	Auburn, Ala.
01/31/98	Auburn 67, LSU 59	Auburn, Ala.
01/31/99	LSU 63, #17 Auburn 61 (OT)	Baton Rouge, La.
02/06/00	#7 LSU 54, #13 Auburn 52	Auburn, Ala.
02/04/01	Auburn 65, #10 LSU 62	Baton Rouge, La.
02/07/02	LSU 76, Auburn 62	Baton Rouge, La.
01/09/03	#2 LSU 54, Auburn 45	Auburn, Ala.
01/11/04	#17 LSU 70, #21 Auburn 59	Baton Rouge, La.
02/08/04	#19 Auburn 69, #14 LSU 50	Auburn, Ala.
01/30/05	#2 LSU 57, Auburn 52	Baton Rouge, La.
02/20/05	#1 LSU 62, Auburn 57	Auburn, Ala.
01/04/06	#3 LSU 65, Auburn 38	Auburn, Ala.
01/28/07	#8 LSU 65, Auburn 45	Baton Rouge, La.
01/24/08	#9 LSU 79, #22 Auburn 59	Auburn, Ala.
02/01/09	#5/4 Auburn 66, LSU 55	Baton Rouge, La.
01/10/10	Auburn 64, #11 LSU 62 (OT)	Baton Rouge, La.
02/14/10	#23 LSU 75, Auburn 51	Auburn, Ala.
01/16/11	Auburn 65, LSU 53	Auburn, Ala.
02/10/11	LSU 55, Auburn 52	Baton Rouge, La.
02/19/12	LSU 57, Auburn 41	Baton Rouge, La.
01/31/13	LSU 59, Auburn 55	Auburn, Ala.
03/07/13	LSU 65, Auburn 62	Duluth, Ga. (SEC Tournament)
01/23/14	#15 LSU 71, Auburn 60	Baton Rouge, La.
02/05/15	LSU 60, Auburn 49	Auburn, Ala.

At Baton Rouge: Series tied 11-11

At Auburn: AU leads 13-9

At Neutral Site: AU leads 5-1



Connecticut • UConn leads 6-1

03/27/00	#1 Connecticut 86, #12 LSU 71	Richmond, Va.
01/16/06	#5 Connecticut 51, #3 LSU 48	Hartford, Conn.
02/11/07	#5 Connecticut 72, #7 LSU 71	Baton Rouge, La.
03/26/07	#12 LSU 73, #4 Connecticut 50	Fresno, Calif.
02/25/08	#1 Connecticut 74, #6 LSU 69	Baton Rouge, La.
01/03/09	#1 Connecticut 76, LSU 63	Hartford, Conn.
11/28/10	#1 Connecticut 81, LSU 51	Storrs, Conn.

At Baton Rouge: UConn leads 2-0  
At Neutral Site: Series tied 1-1

At Storrs: UConn leads 1-0  
At Hartford: UConn leads 2-0

Florida • LSU leads 26-12

01/21/78	#1 LSU 94, Florida 46	Baton Rouge, La.
02/18/78	#2 LSU 84, Florida 48	Gainesville, Fla.
02/06/83	LSU 83, Florida 74	Gainesville, Fla.
03/23/85	LSU 74, Florida 54	Amarillo, Texas (NWIT)
02/22/86	#12 LSU 69, Florida 34	Baton Rouge, La.
01/21/87	#9 LSU 85, Florida 67	Gainesville, Fla.
01/27/88	LSU 75, Florida 58	Baton Rouge, La.
02/22/89	LSU 76, Florida 52	Gainesville, Fla.
01/27/90	#16 LSU 71, Florida 60	Baton Rouge, La.
01/26/91	#10 LSU 80, Florida 68	Gainesville, Fla.
02/01/92	Florida 59, LSU 57	Baton Rouge, La.
01/30/93	Florida 89, LSU 65	Gainesville, Fla.
02/12/94	Florida 64, LSU 62	Baton Rouge, La.
02/11/95	#18 Florida 88, LSU 46	Gainesville, Fla.
03/03/95	#15 Florida 88, LSU 80	Chattanooga, Tenn. (SEC Tournament)
01/21/96	#22 Florida 71, LSU 64	Baton Rouge, La.
01/18/97	#24 Florida 74, #17 LSU 57	Gainesville, Fla.
01/24/98	LSU 67, #10 Florida 57	Baton Rouge, La.
01/24/99	LSU 80, #21 Florida 71	Gainesville, Fla.
02/24/00	#9 LSU 71, Florida 66	Baton Rouge, La.
02/22/01	#10 Florida 67, #12 LSU 59	Gainesville, Fla.
01/10/02	LSU 84, #15 Florida 59	Baton Rouge, La.
01/23/03	#6 LSU 94, Florida 54	Gainesville, Fla.
01/15/04	#14 LSU 74, Florida 59	Baton Rouge, La.
02/15/04	#16 LSU 91, #20 Florida 72	Gainesville, Fla.
01/13/05	#2 LSU 64, Florida 47	Gainesville, Fla.
02/27/05	#1 LSU 76, Florida 52	Baton Rouge, La.
02/16/06	Florida 79, #2 LSU 78 ot	Gainesville, Fla.
02/08/07	#7 LSU 79, Florida 66	Baton Rouge, La.
02/03/08	#8 LSU 85, Florida 71	Gainesville, Fla.
02/15/09	LSU 66, #9/11 Florida 47	Baton Rouge, La.
02/11/10	#23 LSU 70, Florida 30	Gainesville, Fla.
01/23/11	LSU 72, Florida 58	Baton Rouge, La.
01/15/12	Florida 62, LSU 58	Gainesville, Fla.
02/02/12	Florida 73, LSU 64	Baton Rouge, La.
01/06/13	Florida 77, LSU 72	Gainesville, Fla.
01/08/14	#12 LSU 82, Florida 68	Baton Rouge, La.
01/02/15	LSU 68, Florida 65	Gainesville, Fla.

At Baton Rouge: LSU leads 13-4  
At Neutral Site: Tied 1-1

At Gainesville: LSU leads 12-7

Georgia • UGA leads 23-19

02/28/82	#18 Georgia 77, LSU 66	Lexington, Ky. (SEC Tournament)
03/03/83	#12 Georgia 79, LSU 78	Knoxville, Tenn. (SEC Tournament)
03/04/84	#3 Georgia 84, #8 LSU 77	Athens, Ga. (SEC Tournament)
02/02/86	#2 Georgia 90, #13 LSU 66	Athens, Ga.
03/03/86	Georgia 94, LSU 72	Athens, Ga. (SEC Tournament)
01/11/87	#9 LSU 84, #10 Georgia 53	Baton Rouge, La.
01/17/88	LSU 70, #13 Georgia 56	Athens, Ga.
03/05/88	#17 Georgia 86, LSU 84	Albany, Ga. (SEC Tournament)
02/25/89	LSU 82, #5 Georgia 72	Baton Rouge, La.
02/25/90	#7 Georgia 72, #19 LSU 56	Athens, Ga.
02/10/91	#3 Georgia 108, #10 LSU 102 (20T)	Baton Rouge, La.
03/03/91	#12 LSU 83, #3 Georgia 74	Albany, Ga. (SEC Tournament)
02/22/92	LSU 86, Georgia 75	Athens, Ga.
02/20/93	Georgia 88, LSU 53	Baton Rouge, La.
01/18/94	Georgia 92, LSU 63	Athens, Ga.
12/17/94	#14 Georgia 84, LSU 68	Baton Rouge, La.
01/04/96	#9 Georgia 76, LSU 61	Athens, Ga.
03/02/96	LSU 73, #2 Georgia 71	Chattanooga, Tenn. (SEC Tournament)
02/11/97	#6 Georgia 76, #13 LSU 65	Baton Rouge, La.
01/10/98	#20 Georgia 81, LSU 70	Athens, Ga.
01/10/99	#4 Georgia 73, LSU 60	Baton Rouge, La.
12/02/99	#23 LSU 80, #2 Georgia 74	Athens, Ga.
01/14/01	#4 Georgia 64, #9 LSU 55	Baton Rouge, La.
01/03/02	#7 Georgia 72, #23 LSU 56	Athens, Ga.
02/02/03	#5 LSU 68, #18 Georgia 64	Baton Rouge, La.
01/25/04	#17 Georgia 80, #12 LSU 74	Athens, Ga.

03/29/04	#19 LSU 62, #16 Georgia 60	Seattle, Wash. (NCAA Regional)
01/08/05	#1 LSU 76, #17 Georgia 52	Baton Rouge, La.
03/05/05	#1 LSU 79, #21 Georgia 65	Greenville, S.C. (SEC Tournament)
01/22/06	#3 LSU 65, #16 Georgia 64	Athens, Ga.
02/12/06	#3 LSU 68, #13 Georgia 61	Baton Rouge, La.
01/07/07	#6 LSU 57, #15 Georgia 55	Baton Rouge, La.
02/01/07	#14 Georgia 53, #7 LSU 51	Athens, Ga.
02/10/08	#8 LSU 63, #21 Georgia 57	Baton Rouge, La.
02/19/09	LSU 57, Georgia 46	Athens, Ga.
02/04/10	#14 Georgia 49, #19 LSU 46 (OT)	Athens, Ga.
01/30/11	LSU 47, #20/24 Georgia 41	Baton Rouge, La.
02/26/12	#18/16 Georgia 62, LSU 46	Athens, Ga.
02/10/13	LSU 62, #9/10 Georgia 54	Baton Rouge, La.
03/08/13	#12 Georgia 71, #22 LSU 53	Duluth, Ga. (SEC Tournament)
02/20/14	Georgia 71, #19 LSU 67	Athens, Ga.
02/19/15	LSU 64, Georgia 52	Baton Rouge, La.

At Baton Rouge: LSU leads 10-6  
Series Record at Neutral Site: Series tied 4-4

At Athens: UGA leads 13-5

Kentucky • LSU leads 32-12

02/27/82	#17 Kentucky 85, LSU 71	Lexington, Ky. (SEC Tournament)
03/03/84	#9 LSU 91, Kentucky 81	Athens, Ga. (SEC Tournament)
01/28/86	#9 LSU 76, Kentucky 63	Lexington, Ky.
03/01/86	#9 LSU 67, Kentucky 66	Athens, Ga. (SEC Tournament)
01/17/87	#9 LSU 83, Kentucky 73	Baton Rouge, La.
02/23/88	LSU 88, at Kentucky 74	Lexington, Ky.
02/14/89	#20 LSU 86, Kentucky 72	Baton Rouge, La.
01/11/90	#16 LSU 80, at Kentucky 79 (OT)	Lexington, Ky.
01/06/91	#17 LSU 78, Kentucky 74	Baton Rouge, La.
03/02/91	#12 LSU 96, Kentucky 76	Albany, Ga. (SEC Tournament)
02/16/92	Kentucky 73, LSU 55	Lexington, Ky.
02/13/93	Kentucky 72, LSU 65	Baton Rouge, La.
02/26/94	Kentucky 89, LSU 71	Lexington, Ky.
02/25/95	Kentucky 63, LSU 49	Baton Rouge, La.
01/07/96	LSU 62, Kentucky 52	Lexington, Ky.
01/05/97	LSU 73, Kentucky 63	Baton Rouge, La.
01/14/98	Kentucky 74, LSU 71 (OT) *UK home game	Cincinnati, Ohio
01/14/99	LSU 67, Kentucky 59	Baton Rouge, La.
02/26/99	Kentucky 81, #17 LSU 71	Chattanooga, Tenn. (SEC Tournament)
01/20/00	#14 LSU 66, Kentucky 59	Lexington, Ky.
01/18/01	#11 LSU 87, Kentucky 64	Baton Rouge, La.
03/01/01	#16 LSU 72, Kentucky 57	Memphis, Tenn. (SEC Tournament)
01/24/02	#24 LSU 75, Kentucky 59	Lexington, Ky.
03/01/02	LSU 74, Kentucky 62	Nashville, Tenn. (SEC Tournament)
01/16/03	#2 LSU 82, Kentucky 39	Baton Rouge, La.
01/18/04	#14 LSU 70, Kentucky 69	Lexington, Ky.
02/17/05	#1 LSU 81, Kentucky 58	Baton Rouge, La.
01/18/05	#3 LSU 66, Kentucky 36	Lexington, Ky.
03/04/06	#3 LSU 79, Kentucky 52	North Little Rock, Ark. (SEC Tournament)
01/18/07	#8 LSU 76, Kentucky 58	Baton Rouge, La.
01/27/08	#9 LSU 72, Kentucky 46	Lexington, Ky.
02/21/08	#7 LSU 52, Kentucky 48	Baton Rouge, La.
03/08/08	#6 LSU 66, Kentucky 49	Nashville, Tenn. (SEC Tournament)
01/25/09	LSU 59, Kentucky 56	Lexington, Ky.
02/22/09	LSU 57, Kentucky 56	Baton Rouge, La.
01/28/10	#25 Kentucky 71, #18 LSU 62	Baton Rouge, La.
02/13/11	#15/18 Kentucky 49, LSU 47	Lexington, Ky.
03/04/11	#15/18 Kentucky 60, LSU 58	Nashville, Tenn. (SEC Tournament)
02/05/12	LSU 61, #6/5 Kentucky 51	Baton Rouge, La.
03/03/12	LSU 72, #10/9 Kentucky 61	Nashville, Tenn. (SEC Tournament)
01/27/13	#5/4 Kentucky 73, LSU 60	Lexington, Ky.
02/24/13	LSU 77, #8/7 Kentucky 72	Baton Rouge, La.
02/02/14	#13 Kentucky 63, #14 LSU 56	Lexington, Ky.
01/18/15	LSU 84, #10 Kentucky 79	Baton Rouge, La.

At Baton Rouge: LSU leads 14-3  
At Neutral Site: LSU leads 8-2

At Lexington: LSU leads 10-7

Little Rock • Series tied 1-1

12/15/13	#13 LSU 58, Little Rock 51	Little Rock, Ark.
11/14/14	Little Rock 70, LSU 54	Baton Rouge, La.

At Baton Rouge: Little Rock leads 1-0  
At Neutral Site: 0-0

At Little Rock: LSU leads 1-0

Long Beach State • Series tied 2-2

01/11/79	Long Beach State 80, #6 LSU 78	Long Beach, Calif.
12/01/88	#19 LSU 78, #2 Long Beach State 73	Baton Rouge, La.
01/02/91	#17 LSU 67, #19 Long Beach State 63	Long Beach, Calif.
12/16/14	Long Beach State 59, LSU 44	Long Beach, Calif.

At Baton Rouge: LSU leads 1-0  
At Neutral Site: 0-0

At Long Beach: LBSU leads 2-1

**Louisiana-Monroe • LSU leads 11-3**

1975-76	LSU 76, Louisiana-Monroe 57	Baton Rouge, La.
1975-76	Louisiana-Monroe 72, LSU 70	Baton Rouge, La.
1975-76	LSU 83, Louisiana-Monroe 79	N/A
01/21/77	LSU 88, Louisiana-Monroe 71	Monroe, La.
02/18/77	LSU 90, Louisiana-Monroe 68	Baton Rouge, La.
12/06/77	#2 LSU 100, Louisiana-Monroe 58	Monroe, La.
01/07/78	#4 LSU 75, Louisiana-Monroe 48	Baton Rouge, La.
02/23/79	LSU 87 Louisiana-Monroe 61	Monroe, La.
02/19/80	Louisiana-Monroe 85, LSU 72	Ruston, La.
11/30/83	#13 LSU 86, Louisiana-Monroe 79	Baton Rouge, La.
01/18/84	Louisiana-Monroe 90, #7 LSU 83	Monroe, La.
12/30/97	LSU 83, Louisiana-Monroe 55	Baton Rouge, La.
12/15/98	LSU 78, Louisiana-Monroe 67	Monroe, La.
12/13/03	#18 LSU 86, Louisiana-Monroe 48	Baton Rouge, La.

At Baton Rouge: LSU leads 6-1  
At Neutral Site: ULM leads 1-0

At Louisiana-Monroe: LSU leads 4-1

**Maine • LSU leads 2-0**

3/15/97	#9 LSU 88, Maine 79	Baton Rouge, La. (NCAA Tournament 1st Round)
11/11/04	#2 LSU 81, Maine 50	Baton Rouge, La.

At Baton Rouge: LSU leads 2-0

**Marist • LSU leads 1-0**

3/24/08	#5 LSU 68, #22 Marist 49	Baton Rouge, La. (NCAA Tournament 2nd Round)
---------	--------------------------	--

At Baton Rouge: LSU leads 1-0

**Mississippi State • LSU leads 47-6**

01/12/77	LSU 87, Mississippi State 75	Starkville, Miss.
02/07/77	LSU 99, Mississippi State 82	Baton Rouge, La.
01/02/80	LSU 94, Mississippi State 77	Baton Rouge, La.
02/09/81	Mississippi State 75, LSU 63	Starkville, Miss.
01/09/82	LSU 87, Mississippi State 71	Baton Rouge, La.
02/06/82	LSU 67, Mississippi State 47	Starkville, Miss.
01/24/83	LSU 77, Mississippi State 61	Starkville, Miss.
02/21/83	#19 LSU 83, Mississippi State 58	Baton Rouge, La.
12/22/83	#9 LSU 86, Mississippi State 59	Blacksburg, Va.
01/23/84	#9 LSU 85, Mississippi State 61	Baton Rouge, La.
02/20/84	#9 LSU 75, Mississippi State 61	Starkville, Miss.
01/28/85	LSU 102, Mississippi State 71	Starkville, Miss.
02/18/85	LSU 81, Mississippi State 61	Baton Rouge, La.
01/04/86	#8 LSU 67, Mississippi State 45	Baton Rouge, La.
02/25/87	#14 LSU 79, Mississippi State 67	Starkville, Miss.
01/30/88	LSU 57, Mississippi State 49	Baton Rouge, La.
02/04/89	Mississippi State 87, #12 LSU 77	Starkville, Miss.
02/03/90	#16 LSU 92, Mississippi State 54	Baton Rouge, La.
03/02/90	#21 LSU 68, Mississippi State 49	Albany, Ga. (SEC Tournament)
01/09/91	#15 LSU 79, Mississippi State 56	Starkville, Miss.
02/29/92	LSU 70, Mississippi State 50	Baton Rouge, La.
03/06/92	LSU 61, Mississippi State 56	Albany, Ga. (SEC Tournament)
02/27/93	Mississippi State 76, LSU 71	Starkville, Miss.
01/05/94	LSU 83, Mississippi State 72	Baton Rouge, La.
01/10/95	Mississippi State 72, LSU 65	Starkville, Miss.
12/04/95	LSU 85, Mississippi State 64	Baton Rouge, La.
03/01/96	LSU 85, Mississippi State 63	Chattanooga, Tenn. (SEC Tournament)
12/03/96	LSU 77, Mississippi State 76	Starkville, Miss.
01/03/98	LSU 76, Mississippi State 67	Baton Rouge, La.
01/03/99	LSU 68, Mississippi State 61	Starkville, Miss.
01/09/00	#16 LSU 61, #20 Mississippi State 54	Baton Rouge, La.
01/30/00	#12 LSU 64, #20 Mississippi State 58	Starkville, Miss.
01/07/01	#11 LSU 70, #17 Mississippi State 63	Starkville, Miss.
01/28/01	#10 LSU 78, #23 Mississippi State 54	Baton Rouge, La.
02/21/02	LSU 88, Mississippi State 77	Baton Rouge, La.
02/09/03	#4 LSU 77, #12 Mississippi State 72	Starkville, Miss.
02/22/04	#15 LSU 78, Mississippi State 61	Baton Rouge, La.
02/06/05	#1 LSU 67, Mississippi State 40	Starkville, Miss.
02/26/06	#3 LSU 62, Mississippi State 48	Baton Rouge, La.
01/14/07	#5 LSU 77, Mississippi State 50	Starkville, Miss.
01/20/08	#8 LSU 84, Mississippi State 31	Baton Rouge, La.
03/02/08	#6 LSU 64, Mississippi State 49	Starkville, Miss.
01/22/09	Mississippi State 38, LSU 36	Baton Rouge, La.
02/08/09	Mississippi State 65, LSU 55	Starkville, Miss.
03/06/09	LSU 63, Mississippi State 58	North Little Rock, Ark. (SEC Tournament)
02/28/10	#20 LSU 76, Mississippi State 47	Baton Rouge, La.
01/13/11	LSU 72, Mississippi State 55	Starkville, Miss.
01/05/12	LSU 53, Mississippi State 48	Starkville, Miss.
02/09/12	LSU 53, Mississippi State 49	Baton Rouge, La.
01/13/13	LSU 62, Mississippi State 42	Baton Rouge, La.
02/17/13	LSU 63, Mississippi State 41	Starkville, Miss.
01/30/14	#14 LSU 65, Mississippi State 56	Baton Rouge, La.

01/15/15 LSU 71, #15 Mississippi State 69 (20T) Starkville, Miss.

At Baton Rouge: LSU leads 23-1  
At Neutral Site: LSU leads 5-0

At Starkville: LSU leads 19-5

**Missouri • LSU leads 6-2**

11/29/80	Missouri 69, LSU 66	Baton Rouge, La.
03/18/84	#8 LSU 92, #11 Missouri 82	Baton Rouge, La. (NCAA Second Round)
01/02/88	Missouri 67, LSU 51	Baton Rouge, La.
11/27/89	LSU 56, Missouri 50	Columbia, Mo.
02/22/13	LSU 78, Missouri 74 (OT)	Columbia, Mo.
01/16/14	#14 LSU 87, Missouri 68	Columbia, Mo.
02/06/14	#16 LSU 75, Missouri 58	Baton Rouge, La.
02/02/15	LSU 74, Missouri 65	Baton Rouge, La.

At Baton Rouge: LSU leads 3-2  
At Neutral Site: 0-0

At Columbia: LSU leads 3-0

**Ole Miss • LSU leads 31-22**

01/28/78	#1 LSU 84, Ole Miss 77	Oxford, Miss.
02/12/79	#17 Ole Miss 89, #18 LSU 73	Baton Rouge, La.
11/19/79	Ole Miss 84, LSU 68	Oxford, Miss.
11/21/80	Ole Miss 87, LSU 81	Baton Rouge, La.
01/27/82	Ole Miss 73, LSU 72	Baton Rouge, La.
02/22/82	#20 Ole Miss 65, LSU 63	Oxford, Miss.
02/26/82	LSU 77, #20 Ole Miss 73	Lexington, Ky. (SEC Tournament)
01/15/83	#14 Ole Miss 98, LSU 69	Oxford, Miss.
02/12/83	#16 LSU 91, Ole Miss 75	Baton Rouge, La.
01/14/84	#9 Ole Miss 78, #6 LSU 77	Baton Rouge, La.
02/11/84	#8 Ole Miss 79, #9 LSU 65	Oxford, Miss.
12/12/84	#8 Ole Miss 77, #13 LSU 69	Oxford, Miss.
02/09/85	#5 Ole Miss 65, LSU 63	Baton Rouge, La.
01/13/86	#9 LSU 58, #8 Ole Miss 57	Baton Rouge, La.
02/15/86	#12 LSU 74, #4 Ole Miss 62	Oxford, Miss.
02/04/87	#7 Ole Miss 84, #9 LSU 67	Oxford, Miss.
02/10/88	LSU 81, #7 Ole Miss 70	Baton Rouge, La.
01/18/89	#14 LSU 64, #4 Ole Miss 59	Oxford, Miss.
02/07/90	#14 Ole Miss 68, LSU 59	Baton Rouge, La.
02/20/91	#16 Ole Miss 75, #12 LSU 73	Oxford, Miss.
02/08/92	#7 Ole Miss 66, LSU 63	Baton Rouge, La.
02/06/93	Ole Miss 95, LSU 62	Oxford, Miss.
02/19/94	Ole Miss 68, LSU 60	Baton Rouge, La.
02/18/95	#16 Ole Miss 82, LSU 69	Oxford, Miss.
01/13/96	LSU 87, #22 Ole Miss 72	Baton Rouge, La.
01/11/97	#22 LSU 88, Ole Miss 80 (20T)	Oxford, Miss.
01/18/98	LSU 69, Ole Miss 56	Baton Rouge, La.
01/17/99	Ole Miss 66, LSU 59	Oxford, Miss.
01/23/00	#14 LSU 69, Ole Miss 59	Baton Rouge, La.
01/21/01	#11 LSU 72, Ole Miss 60	Oxford, Miss.
01/17/02	#25 LSU 88, Ole Miss 57	Oxford, Miss.
02/03/02	#24 LSU 81, Ole Miss 70	Baton Rouge, La.
01/12/03	#2 LSU 71, Ole Miss 54	Baton Rouge, La.
02/20/03	#4 LSU 83, Ole Miss 67	Oxford, Miss.
02/26/04	#15 LSU 85, Ole Miss 68	Baton Rouge, La.
03/05/04	#15 LSU 79, Ole Miss 66	Nashville, Tenn. (SEC Tournament)
02/03/05	#1 LSU 82, Ole Miss 58	Oxford, Miss.
02/05/06	#3 LSU 78, Ole Miss 63	Baton Rouge, La.
03/03/06	#3 LSU 91, Ole Miss 73	North Little Rock, Ark. (SEC Tournament)
01/11/07	Ole Miss 77, #5 LSU 74	Oxford, Miss.
03/02/07	#11 LSU 52, Ole Miss 46	Duluth, Ga. (SEC Tournament)
02/17/08	#7 LSU 78, Ole Miss 48	Baton Rouge, La.
03/07/08	#6 LSU 80, Ole Miss 36	Nashville, Tenn. (SEC Tournament)
03/01/09	LSU 59, Ole Miss 48	Oxford, Miss.
01/17/10	Ole Miss 80, #12/15 LSU 71	Oxford, Miss.
02/07/10	Ole Miss 102, #19/21 LSU 101 (30T)	Baton Rouge, La.
01/20/11	LSU 78, Ole Miss 43	Baton Rouge, La.
02/06/11	LSU 76, Ole Miss 38	Oxford, Miss.
01/01/12	LSU 83, Ole Miss 44	Oxford, Miss.
01/03/13	LSU 84, Ole Miss 79	Baton Rouge, La.
01/26/14	#15 LSU 66, Ole Miss 56	Oxford, Miss.
01/29/15	LSU 70, Ole Miss 41	Baton Rouge, La.
02/26/15	Ole Miss 58, LSU 57	Oxford, Miss.

At Baton Rouge: LSU leads 14-9  
At Neutral Site: LSU leads 5-0

At Oxford: Ole Miss leads 13-12



**Purdue • Series tied 2-2**

03/19/89	LSU 54, #15 Purdue 53	West Lafayette, Ind.
12/16/00	#16 LSU 62, #6 Purdue 55	Indianapolis, Ind.
03/18/01	#8 Purdue 73, #17 LSU 70	West Lafayette, Ind.
12/02/01	#10 Purdue 70, #18 LSU 54	Baton Rouge, La.

At Baton Rouge: Purdue leads 1-0

At West Lafayette: Series tied 1-1

At Neutral Site: LSU leads 1-0

**Rutgers • Rutgers leads 6-2**

12/28/79	#9 Rutgers 85, LSU 69	Miami, Fla. (Orange Bowl Classic)
12/04/94	Rutgers 82, LSU 72	Tucson, Ariz. (Copper Bowl Classic)
12/02/03	#18 LSU 78, #22 Rutgers 68	Baton Rouge, La.
01/05/05	#14 Rutgers 51, #1 LSU 49	Piscataway, N.J.
04/01/07	#15 Rutgers 59, #12 LSU 35	Cleveland, Ohio (NCAA Final Four)
11/25/07	#7 Rutgers 45, #5 LSU 43	Piscataway, N.J.
11/29/13	#15 LSU 69, Rutgers 65	Brooklyn, N.Y.
11/22/14	#22 Rutgers 64, LSU 57	Baton Rouge, La.

At Baton Rouge: Series tied 1-1

At Piscataway: Rutgers leads 2-0

At Neutral Site: Rutgers leads 3-1

**Samford • LSU leads 1-0**

11/09/07	#5 LSU 86, Samford 38	Baton Rouge, La.
----------	-----------------------	------------------

At Baton Rouge: LSU leads 1-0

**South Carolina • LSU leads 22-9**

01/04/92	#23 LSU 62, South Carolina 57	Baton Rouge, La.
01/02/93	South Carolina 66, LSU 56	Columbia, S.C.
01/15/94	South Carolina 90, LSU 82	Baton Rouge, La.
01/14/95	LSU 90, South Carolina 78	Columbia, S.C.
02/17/96	LSU 78, South Carolina 62	Columbia, S.C.
02/15/97	#13 LSU 73, South Carolina 66	Baton Rouge, La.
12/04/97	LSU 75, South Carolina 56	Baton Rouge, La.
02/14/98	LSU 86, South Carolina 67	Columbia, S.C.
02/26/98	South Carolina 76, LSU 61	Columbus, Ga. (SEC Tournament)
12/01/98	LSU 88, South Carolina 73	Columbia, S.C.
02/14/99	#20 LSU 80, South Carolina 63	Baton Rouge, La.
02/27/00	#9 LSU 70, South Carolina 55	Baton Rouge, La.
02/25/01	#14 LSU 83, South Carolina 72	Columbia, S.C.
02/17/02	LSU 72, #9 South Carolina 62	Baton Rouge, La.
02/06/03	#4 LSU 69, #16 South Carolina 66	Columbia, S.C.
02/01/04	#15 LSU 82, South Carolina 72	Baton Rouge, La.
02/13/05	#1 LSU 66, South Carolina 36	Columbia, S.C.
01/12/06	#3 LSU 79, South Carolina 46	Baton Rouge, La.
02/04/07	#7 LSU 49, South Carolina 46	Columbia, S.C.
01/31/08	#8 LSU 67, South Carolina 37	Baton Rouge, La.
01/29/09	LSU 63, South Carolina 56	Columbia, S.C.
01/03/10	#11 LSU 70, South Carolina 58	Columbia, S.C.
01/21/10	#18 LSU 69, South Carolina 52	Baton Rouge, La.
01/06/11	South Carolina 63, LSU 61	Columbia, S.C.
02/24/11	LSU 54, South Carolina 51 (OT)	Baton Rouge, La.
01/12/12	LSU 58, #24 South Carolina 48	Baton Rouge, La.
01/17/13	#19/18 South Carolina 66, LSU 59	Columbia, S.C.
02/16/14	#5 South Carolina 73, #19 LSU 57	Baton Rouge, La.
01/04/15	#1 South Carolina 75, LSU 51	Baton Rouge, La.
02/12/15	#1 South Carolina 86, LSU 62	Columbia, S.C.
03/07/15	#1 South Carolina 74, LSU 54	North Little Rock, Ark. (SEC Tournament)

At Baton Rouge: LSU leads 12-3

At Columbia: LSU leads 10-4

At Neutral Site: South Carolina leads 2-0

**Tennessee • UT leads 47-13**

12/17/77	#5 Tennessee 72, #2 LSU 63	Columbus, Miss.
01/09/78	#4 LSU 72, #3 Tennessee 62	Baton Rouge, La.
02/06/78	#3 Tennessee 86, #1 LSU 68	Knoxville, Tenn.
01/24/79	#17 LSU 85, #7 Tennessee 80	Baton Rouge, La.
01/29/79	#7 Tennessee 92, #17 LSU 48	Knoxville, Tenn.
01/28/80	#4 Tennessee 96, LSU 73	Knoxville, Tenn.
12/10/80	#3 Tennessee 88, LSU 73	Baton Rouge, La.
12/17/82	#9 Tennessee 83, LSU 73	Baton Rouge, La.
02/03/84	#9 Tennessee 82, #8 LSU 80	Knoxville, Tenn.
02/27/85	#18 Tennessee 85, LSU 78	Knoxville, Tenn. (SEC Tournament)
01/20/86	#3 Tennessee 60, #9 LSU 50	Knoxville, Tenn.
03/22/86	#15 Tennessee 67, #9 LSU 65	Iowa City, Iowa (NCAA Regional Final)
02/07/87	#5 Tennessee 84, #9 LSU 73	Baton Rouge, La.
03/05/87	#8 Tennessee 64, #14 LSU 63	Albany, Ga. (SEC Tournament)
02/13/88	#4 Tennessee 89, LSU 82	Knoxville, Tenn.
02/11/89	#3 Tennessee 89, #18 LSU 65	Baton Rouge, La.

02/10/90	#5 Tennessee 86, #15 LSU 60	Knoxville, Tenn.
01/21/91	#4 Tennessee 79, #11 LSU 77	Baton Rouge, La.
03/04/91	#12 LSU 80, #4 Tennessee 75	Albany, Ga. (SEC Tournament)
01/08/92	#3 Tennessee 85, #23 LSU 69	Knoxville, Tenn.
03/07/92	#2 Tennessee 70, LSU 65	Albany, Ga. (SEC Tournament)
01/07/93	#2 Tennessee 95, LSU 61	Baton Rouge, La.
01/09/94	#1 Tennessee 91, LSU 69	Knoxville, Tenn.
01/07/95	#1 Tennessee 102, LSU 68	Baton Rouge, La.
02/22/96	#5 Tennessee 88, LSU 75	Knoxville, Tenn.
02/22/97	#13 LSU 83, #8 Tennessee 78	Baton Rouge, La.
03/01/97	#8 Tenn. 100, #10 LSU 99 (OT)	Chattanooga, Tenn. (SEC Tournament)
02/22/98	#1 Tennessee 90, LSU 58	Knoxville, Tenn.
02/21/99	#23 LSU 72, #1 Tennessee 69	Baton Rouge, La.
01/06/00	#2 Tennessee 86, #16 LSU 50	Baton Rouge, La.
02/20/00	#2 Tennessee 80, #9 LSU 48	Knoxville, Tenn.
01/04/01	#2 Tennessee 89, #11 LSU 70	Knoxville, Tenn.
02/18/01	#2 Tennessee 75, #12 LSU 73	Baton Rouge, La.
01/13/02	#2 Tennessee 79, LSU 67	Knoxville, Tenn.
03/02/02	LSU 81, #3 Tennessee 80	Nashville, Tenn. (SEC Tournament)
02/23/03	#3 Tennessee 68, #4 LSU 65	Baton Rouge, La.
03/09/03	#6 LSU 78, #3 Tennessee 62	Little Rock, Ark. (SEC Tournament)
02/29/04	#2 Tennessee 85, #15 LSU 62	Knoxville, Tenn.
04/04/04	#2 Tennessee 52, #19 LSU 50	New Orleans, La. (NCAA Final Four)
02/10/05	#1 LSU 68, #5 Tennessee 58	Baton Rouge, La.
03/06/05	#5 Tennessee 67, #1 LSU 65	Greenville, S.C. (SEC Tournament)
02/09/06	#3 LSU 72, #5 Tennessee 69	Knoxville, Tenn.
03/05/06	#8 Tennessee 63, #3 LSU 62	North Little Rock, Ark. (SEC Tournament)
02/19/07	#2 Tennessee 56, #7 LSU 51	Baton Rouge, La.
03/03/07	#11 LSU 63, #2 Tennessee 54	Duluth, Ga. (SEC Tournament)
02/14/08	#7 LSU 78, #1 Tennessee 62	Knoxville, Tenn.
03/09/08	#3 Tennessee 61, #6 LSU 55	Nashville, Tenn. (SEC Tournament)
04/06/08	#3 Tennessee 47, #5 LSU 46	Tampa, Fla. (NCAA Final Four)
02/26/09	LSU 63, #18/23 Tennessee 61	Baton Rouge, La.
01/24/10	#3 Tennessee 55, #18 LSU 43	Baton Rouge, La.
02/22/10	#5 Tennessee 70, #20 LSU 61	Knoxville, Tenn.
01/02/11	#5/6 Tennessee 73, LSU 65	Baton Rouge, La.
02/27/11	#4 Tennessee 80, LSU 60	Knoxville, Tenn.
01/19/12	#9 Tennessee 65, LSU 56	Knoxville, Tenn.
03/04/12	#13/10 Tennessee 70, LSU 58	Nashville, Tenn. (SEC Tournament)
02/07/13	#12/13 Tennessee 64, LSU 62	Baton Rouge, La.
01/02/14	#16 LSU 80, #5 Tennessee 77	Knoxville, Tenn.
02/27/14	#10 Tennessee 72, LSU 67	Baton Rouge, La.
03/07/14	#6 Tennessee 77, LSU 65	Duluth, Ga.
01/22/15	# Tennessee 75, LSU 58	Knoxville, Tenn.

At Baton Rouge: Tennessee leads 15-6

At Knoxville: Tennessee leads 20-3

At Neutral Site: Tennessee leads 12-4

**Texas A&M • LSU leads 10-8**

12/15/79	LSU 66, Texas A&M 52	Dallas, Texas (Dallas Classic)
12/14/85	#13 LSU 82, Texas A&M 54	Baton Rouge, La.
12/19/86	#10 LSU 86, Texas A&M 75	College Station, Texas
12/19/87	LSU 71, Texas A&M 68	Baton Rouge, La.
01/10/89	Texas A&M 67, #10 LSU 64	College Station, Texas
12/09/89	#16 LSU 81, Texas A&M 55	Baton Rouge, La.
01/14/91	#15 LSU 90, Texas A&M 75	College Station, Texas
12/30/91	#23 LSU 90, Texas A&M 65	Baton Rouge, La.
01/20/93	Texas A&M 58, LSU 57	College Station, Texas
12/29/93	Texas A&M 67, LSU 61	Baton Rouge, La.
12/20/94	#23 Texas A&M 78, LSU 52	College Station, Texas
02/04/13	#14/16 Texas A&M 74, LSU 57	Baton Rouge, La.
03/03/13	LSU 67, #13/15 Texas A&M 52	College Station, Texas
01/09/14	Texas A&M 52, #12 LSU 48	Baton Rouge, La.
02/09/14	#19 Texas A&M 72, #16 LSU 67	College Station, Texas
01/11/15	#9 Texas A&M 55, LSU 48	College Station, Texas
03/01/15	LSU 80, #12 Texas A&M 63	Baton Rouge, La.
03/06/15	LSU 71, #18 Texas A&M 65	North Little Rock, Ark. (SEC Tournament)

At Baton Rouge: LSU leads 5-3

At College Station: A&amp;M leads 5-3

At Neutral Site: LSU leads 2-0

**Texas Southern • LSU leads 3-0**

02/10/78	#1 LSU 72, Texas Southern 55	Houston, Texas
12/01/08	LSU 61, Texas Southern 30	Baton Rouge, La.
12/14/10	LSU 77, Texas Southern 47	Baton Rouge, La.

At Baton Rouge: LSU leads 2-0

At Neutral Site: LSU leads 1-0

**Tulane • LSU leads 29-7**

02/10/76	LSU 84, Tulane 39	New Orleans, La.
01/31/77	LSU 74, Tulane 42	Baton Rouge, La.
11/27/79	LSU 86, Tulane 56	Baton Rouge, La.
01/26/81	LSU 92, Tulane 79	New Orleans, La.
12/05/81	LSU 87, Tulane 52	Baton Rouge, La.
11/27/82	LSU 88, Tulane 60	Baton Rouge, La.
12/10/83	#11 LSU 106, Tulane 57	New Orleans, La.
11/27/84	#9 LSU 99, Tulane 52	Baton Rouge, La.
02/24/86	#12 LSU 74, Tulane 65	New Orleans, La.
12/29/86	#9 LSU 91, Tulane 53	Baton Rouge, La.
02/15/88	LSU 73, Tulane 55	New Orleans, La.
01/31/89	#12 LSU 84, Tulane 63	Baton Rouge, La.
02/22/90	#19 LSU 83, Tulane 57	New Orleans, La.
01/23/91	#10 LSU 71, Tulane 46	Baton Rouge, La.
02/19/92	LSU 70, Tulane 61	New Orleans, La.
02/03/93	LSU 86, Tulane 74	Baton Rouge, La.
02/21/94	LSU 73, Tulane 60	New Orleans, La.
01/18/95	Tulane 57, LSU 50	Baton Rouge, La.
12/28/95	LSU 61, Tulane 58	New Orleans, La.
01/28/97	#14 LSU 75, Tulane 74 (OT)	Baton Rouge, La.
11/29/97	#21 Tulane 65, LSU 54	New Orleans, La.
11/14/98	LSU 81, Tulane 54	Baton Rouge, La.
12/31/99	#24 Tulane 76, #11 LSU 72	New Orleans, La.
12/10/00	#14 LSU 68, Tulane 61	Baton Rouge, La.
12/30/03	#17 LSU 65, Tulane 42 (New Orleans Arena)	New Orleans, La.
01/02/05	#1 LSU 79, Tulane 45	Baton Rouge, La.
12/20/05	#3 LSU 89, Tulane 60	Baton Rouge, La.
11/19/06	#10 LSU 59, Tulane 39	New Orleans, La.
12/02/07	#7 LSU 52, Tulane 36	New Orleans, La.
11/24/08	LSU 63, Tulane 47	Baton Rouge, La.
11/25/09	#7 LSU 73, Tulane 65 (OT)	New Orleans, La.
11/23/10	Tulane 54, LSU 52	Baton Rouge, La.
11/19/11	Tulane 65, #20/21 LSU 62 (OT)	New Orleans, La.
12/09/12	Tulane 66, LSU 64 (OT)	Baton Rouge, La.
01/05/14	#16 LSU 63, Tulane 35	New Orleans, La.
11/19/14	Tulane 51, LSU 45	Baton Rouge, La.

At Baton Rouge: LSU leads 15-4

At New Orleans: LSU leads 14-3

At Neutral Site: 0-0

**UC Santa Barbara • LSU leads 4-0**

03/21/96	LSU 77, UCSB 73 (OT)	Amarillo, Texas
02/15/96	#4 LSU 94, #20 UCSB 90 (3OT)	Baton Rouge, La.
12/21/04	#1 LSU 72, UCSB 52	Santa Barbara, Calif.
12/19/14	LSU 78, UCSB 45	Santa Barbara, Calif.

At Baton Rouge: LSU leads 1-0

At Santa Barbara: LSU leads 2-0

At Neutral Site: LSU leads 1-0

**Vanderbilt • VU leads 24-19**

01/18/86	#9 LSU 91, #11 Vanderbilt 80	Baton Rouge, La.
03/02/86	#9 LSU 83, #20 Vanderbilt 60	Athens, Ga. (SEC Tournament)
02/01/87	#9 LSU 81, #14 Vanderbilt 79 (OT)	Nashville, Tenn.
02/06/88	LSU 73, Vanderbilt 66	Baton Rouge, La.
02/19/89	Vanderbilt 79, LSU 66	Nashville, Tenn.
03/04/89	LSU 79, Vanderbilt 73	Albany, Ga. (SEC Tournament)
02/17/90	#18 LSU 71, Vanderbilt 69	Baton Rouge, La.
02/03/91	Vanderbilt 73, #10 LSU 72	Nashville, Tenn.
01/11/92	#23 LSU 76, #7 Vanderbilt 69	Baton Rouge, La.
01/10/93	#1 Vanderbilt 87, LSU 61	Nashville, Tenn.
01/22/94	#5 Vanderbilt 87, LSU 63	New Orleans, La.
01/22/95	#8 Vanderbilt 85, LSU 33	Nashville, Tenn.
02/10/96	#11 Vanderbilt 78, LSU 56	Baton Rouge, La.
02/08/97	#16 Vanderbilt 77, #11 LSU 58	Nashville, Tenn.
02/07/98	LSU 57, #10 Vanderbilt 46	Baton Rouge, La.
01/21/99	LSU 69, Vanderbilt 54	Nashville, Tenn.
02/17/00	#9 LSU 58, Vanderbilt 50	Baton Rouge, La.
03/03/00	Vanderbilt 59, #8 LSU 46	Chattanooga, Tenn. (SEC Tournament)
02/15/01	#19 Vanderbilt 86, #12 LSU 75	Nashville, Tenn.
03/02/01	#15 Vanderbilt 70, #16 LSU 58	Memphis, Tenn. (SEC Tournament)
01/27/02	#6 Vanderbilt 64, #24 LSU 53	Baton Rouge, La.
02/14/02	#6 Vanderbilt 77, LSU 60	Nashville, Tenn.
03/03/02	#6 Vanderbilt 63, LSU 48	Nashville, Tenn. (SEC Tournament)
01/26/03	#6 LSU 70, #18 Vanderbilt 59	Baton Rouge, La.
03/02/03	#17 Vanderbilt 72, #4 LSU 60	Nashville, Tenn.
03/08/03	#6 LSU 78, #15 Vanderbilt 69	Little Rock, Ark. (SEC Tournament)
02/19/04	Vanderbilt 61, #15 LSU 55	Baton Rouge, La.
03/06/04	#21 Vanderbilt 78, #15 LSU 66	Nashville, Tenn. (SEC Tournament)
01/23/05	#2 LSU 79, #17 Vanderbilt 68	Nashville, Tenn.
01/26/06	#4 LSU 75, #22 Vanderbilt 53	Baton Rouge, La.
02/22/07	#12 Vanderbilt 68, #7 LSU 58	Nashville, Tenn.

03/04/07	#13 Vanderbilt 51, #11 LSU 45	Duluth, Ga. (SEC Tournament)
01/13/08	#11 LSU 62, Vanderbilt 51	Baton Rouge, La.
01/18/09	#18 Vanderbilt 75, LSU 67	Nashville, Tenn.
03/07/09	#22/23 Vanderbilt 61, LSU 47	North Little Rock, Ark. (SEC Tournament)
02/18/10	LSU 55, #20 Vanderbilt 39	Baton Rouge, La.
03/05/10	Vanderbilt 63, #21 LSU 61	Duluth, Ga. (SEC Tournament)
02/03/11	Vanderbilt 55, LSU 50	Nashville, Tenn.
01/29/12	Vanderbilt 81, LSU 72	Nashville, Tenn.
02/23/12	LSU 69, #24 Vanderbilt 66	Baton Rouge, La.
01/20/13	LSU 54, Vanderbilt 51	Baton Rouge, La.
01/19/14	#24 Vanderbilt 79, #14 LSU 70	Nashville, Tenn.
01/08/15	LSU 64, Vanderbilt 44	Baton Rouge, La.

At Baton Rouge: LSU leads 13-4

At Nashville: Vanderbilt leads 13-3

At Neutral Site: Vanderbilt leads 7-3

**Wake Forest • LSU leads 1-0**

12/22/1999	#13 LSU 63, Wake Forest 52	Baton Rouge, La.
------------	----------------------------	------------------

At Baton Rouge: LSU leads 1-0

At Winston-Salem: First Meeting



# Career 1,000-Point Scorers

## • 2,500 CAREER POINTS



**1. • # 21 Joyce Walker**  
5-8 • Guard • Seattle, Wash.  
2,906 Points

YEAR	G	FG-FGA	PCT.	FT-FTA	PCT.	REB-AVG.	PTS-AVG.
1980-81	30	277-489	.566	67-107	.626	157-5.2	621-20.7
1981-82	30	340-500	.576	67-99	.677	136-4.5	747-24.9
1982-83	27	312-540	.578	120-161	.745	186-6.9	744-27.6
1983-84	30	330-619	.533	134-165	.812	119-4.0	794-26.5
<b>TOTALS</b>	<b>117</b>	<b>1259-2238</b>	<b>.562</b>	<b>388-532</b>	<b>.729</b>	<b>598-5.1</b>	<b>2906-24.8</b>



**2. • #33 Seimone Augustus**  
6-1 • Guard • Baton Rouge, La.  
2,702 Points

YEAR	G	FG-FGA	PCT.	FT-FTA	PCT.	REB-AVG.	PTS-AVG.
2002-03	34	212-386	.549	79-89	.888	187-5.5	504-14.8
2003-04	35	285-540	.528	100-111	.901	210-6.0	679-19.4
2004-05	36	303-562	.539	113-130	.869	166-4.6	724-20.1
2005-06	35	334-595	.561	109-138	.790	165-4.7	795-22.7
<b>TOTALS</b>	<b>140</b>	<b>1134-2083</b>	<b>.544</b>	<b>401-468</b>	<b>.857</b>	<b>728-5.2</b>	<b>2702-19.3</b>

## • 2,000 CAREER POINTS



**3. • #14 Julie Gross**  
6-2 • Forward • Tatura, Australia  
2,488 points

YEAR	G	FG-FGA	PCT.	FT-FTA	PCT.	REB-AVG.	PTS-AVG.
1976-77	37	276-524	.526	133-186	.715	463-12.5	685-18.5
1977-78	40	357-672	.531	114-161	.708	459-11.5	828-20.7
1978-79	24	192-392	.489	63-100	.630	258-10.8	447-18.6
1979-80	30	209-408	.512	110-154	.714	286-9.5	528-17.6
<b>TOTALS</b>	<b>131</b>	<b>1034-1996</b>	<b>.518</b>	<b>420-601</b>	<b>.699</b>	<b>1466-11.2</b>	<b>2488-18.9</b>



**4. • #24 Cornelia Gayden**  
5-9 • Guard • Bogue Chitto, Miss.  
2,451 points

YEAR	G	FG-FGA	PCT.	FT-FTA	PCT.	REB-AVG.	PTS-AVG.
1991-92	29	190-418	.455	88-111	.793	185-6.4	555-19.1
1992-93	27	179-475	.377	120-146	.822	232-8.6	552-20.4
1993-94	27	221-471	.469	134-168	.798	251-9.3	647-24.0
1994-95	27	239-559	.428	114-147	.776	226-8.4	697-25.8
<b>TOTALS</b>	<b>110</b>	<b>829-1923</b>	<b>.431</b>	<b>456-572</b>	<b>.797</b>	<b>894-8.1</b>	<b>2451-22.3</b>



**5. • #34 Sylvia Fowles**  
6-6 • Center • Miami, Fla.  
2,234 Points

YEAR	G	FG-FGA	PCT.	FT-FTA	PCT.	REB-AVG.	PTS-AVG.
2004-05	36	63-283	.576	100-169	.592	325-9.0	426-11.8
2005-06	35	215-354	.607	127-218	.583	407-11.6	557-15.9
2006-07	38	253-443	.571	137-224	.612	477-12.6	643-16.9
2007-08	35	239-409	.584	130-211	.616	361-10.3	608-17.4
<b>TOTAL</b>	<b>144</b>	<b>870-1489</b>	<b>.584</b>	<b>494-822</b>	<b>.601</b>	<b>1570-10.9</b>	<b>2234-15.5</b>

## • 1,500 CAREER POINTS



**6. • #15 Maree Jackson**  
6-2 • Center • Albury, Australia  
1,852 points

YEAR	G	FG-FGA	PCT.	FT-FTA	PCT.	REB-AVG.	PTS-AVG.
1976-77	30	344-499	.689	143-212	.675	493-16.4	831-27.7
1977-78	40	409-657	.623	203-269	.755	539-13.5	1021-25.5
<b>TOTALS</b>	<b>70</b>	<b>753-1156</b>	<b>.651</b>	<b>346-481</b>	<b>.719</b>	<b>1032-14.7</b>	<b>1852-26.4</b>



**7. • #10 Pokey Chatman**  
5-5 • Guard • Ama, La.  
1,826 points

YEAR	G	FG-FGA	PCT.	FT-FTA	PCT.	REB-AVG.	PTS-AVG.
1987-88	29	102-267	.382	63-77	.818	96-3.3	290-10.0
1988-89	30	164-375	.437	115-137	.839	107-3.6	485-16.2
1989-90	30	151-364	.415	120-142	.845	109-3.6	475-15.8
1990-91	31	181-414	.437	155-192	.807	134-4.3	576-18.6
<b>TOTALS</b>	<b>120</b>	<b>598-1420</b>	<b>.421</b>	<b>453-548</b>	<b>.827</b>	<b>446-3.7</b>	<b>1826-15.2</b>



**8. • #40 Katrina Hibbert**  
5-11 • Guard • Melbourne, Australia  
1,695 Points

YEAR	G	FG-FGA	PCT.	FT-FTA	PCT.	REB-AVG.	PTS-AVG.
1996-97	30	110-267	.412	49-57	.860	130-4.3	288-9.6
1997-98	32	190-424	.448	97-112	.866	194-6.1	517-16.2
1998-99	30	160-343	.466	76-97	.784	135-4.5	436-14.5
1999-2000	32	179-376	.476	42-55	.764	135-4.2	454-14.2
<b>TOTALS</b>	<b>124</b>	<b>639-1410</b>	<b>.453</b>	<b>264-321</b>	<b>.822</b>	<b>594-4.8</b>	<b>1695-13.7</b>



**9. • #3 Marie Ferdinand**  
5-9 • Guard • Miami, Fla.  
1,648 Points

YEAR	G	FG-FGA	PCT.	FT-FTA	PCT.	REB-AVG.	PTS-AVG.
1997-98	27	26-69	.377	14-24	.583	61-2.3	66-2.4
1998-99	30	149-322	.463	69-104	.663	157-5.2	368-12.3
1999-00	32	240-479	.501	76-114	.667	149-4.6	500-15.5
2000-01	31	240-469	.515	173-234	.739	158-5.1	654-21.1
<b>TOTALS</b>	<b>120</b>	<b>655-1339</b>	<b>.489</b>	<b>332-476</b>	<b>.697</b>	<b>524-4.4</b>	<b>1648-13.7</b>



**10. • #24 Alisha Jones**  
6-3 • Center • Wiggins, Miss.  
1,597 Points

YEAR	G	FG-FGA	PCT.	FT-FTA	PCT.	REB-AVG.	PTS-AVG.
1983-84	29	154-278	.554	55-75	.733	230-7.9	363-12.5
1984-85	29	212-411	.516	78-104	.750	254-8.8	502-17.3
1985-86	28	197-381	.517	58-85	.682	237-8.5	452-16.1
1986-87	15	118-199	.593	44-46	.957	124-8.3	280-18.7
<b>TOTALS</b>	<b>101</b>	<b>681-1269</b>	<b>.537</b>	<b>235-310</b>	<b>.758</b>	<b>845-8.4</b>	<b>1597-15.8</b>



**11. • #55 LaSondra Barrett**  
6-2 • Forward • Jackson, Miss.  
1,553 Points

YEAR	G	FG-FGA	PCT.	FT-FTA	PCT.	REB-AVG.	PTS-AVG.
2008-09	30	128-307	.417	86-119	.723	171-5.7	342-11.4
2009-10	31	123-308	.399	141-167	.844	205-6.6	397-12.8
2010-11	31	133-354	.376	93-138	.674	195-6.3	379-12.2
2011-12	34	117-287	.408	177-236	.750	242-7.1	435-12.8
<b>TOTALS</b>	<b>126</b>	<b>501-1256</b>	<b>.399</b>	<b>497-660</b>	<b>.753</b>	<b>813-6.5</b>	<b>1553-12.3</b>



**12. • #34 Madeline Doucet**  
5-10 • Forward • LeBeau, La.  
1,533 Points

YEAR	G	FG-FGA	PCT.	FT-FTA	PCT.	REB-AVG.	PTS-AVG.
1981-82	26	132-261	.506	57-91	.626	208-8.0	321-12.3
1982-83	25	144-307	.469	91-141	.645	194-7.8	379-15.2
1983-84	30	202-382	.529	129-174	.741	202-6.7	533-18.3
1984-85	25	102-231	.442	96-142	.676	177-7.1	300-12.0
<b>TOTALS</b>	<b>106</b>	<b>580-1181</b>	<b>.491</b>	<b>373-548</b>	<b>.681</b>	<b>781-7.4</b>	<b>1533-14.5</b>



**13. • #23 Allison Hightower**  
5-11 • Guard • Arlington, Texas  
1,508 Points

YEAR	G	FG-FGA	PCT.	FT-FTA	PCT.	REB-AVG.	PTS-AVG.
2006-07	38	93-255	.365	27-35	.771	88-2.3	234-6.2
2007-08	37	109-270	.404	10-21	.476	93-2.5	262-7.1
2008-09	30	184-403	.457	71-104	.683	130-4.3	447-14.9
2009-10	31	215-482	.446	90-120	.750	109-3.5	565-18.2
<b>TOTALS</b>	<b>136</b>	<b>601-1410</b>	<b>.426</b>	<b>198-280</b>	<b>.707</b>	<b>420-3.1</b>	<b>1508-11.1</b>

## • 1,000 CAREER POINTS



**14. • #45 Doneeka Hodges**  
5-9 • Guard • New Orleans, La.  
1,484 Points

YEAR	G	FG-FGA	PCT.	FT-FTA	PCT.	REB-AVG.	PTS-AVG.
2000-01	31	78-211	.370	34-51	.667	74-2.4	214-6.9
2001-02	30	157-373	.421	92-119	.773	134-4.5	459-15.3
2002-03	34	125-306	.408	25-34	.735	81-2.4	323-9.5
2003-04	35	184-458	.402	56-73	.767	129-3.7	488-13.9
<b>TOTALS</b>	<b>130</b>	<b>544-1348</b>	<b>.404</b>	<b>207-277</b>	<b>.747</b>	<b>418-3.2</b>	<b>1484-11.4</b>



**15. • #2 Temeka Johnson**  
5-3 • Guard • New Orleans, La.  
1,426 Points

YEAR	G	FG-FGA	PCT.	FT-FTA	PCT.	REB-AVG.	PTS-AVG.
2001-02	24	96-190	.505	73-101	.723	115-4.8	266-11.1
2002-03	34	133-263	.506	71-98	.724	124-3.6	339-10.0
2003-04	34	167-341	.490	99-123	.805	167-4.9	438-12.9
2004-05	36	145-303	.479	68-94	.723	119-3.3	374-10.4
<b>TOTALS</b>	<b>129</b>	<b>544-1105</b>	<b>.492</b>	<b>314-419</b>	<b>.749</b>	<b>527-4.1</b>	<b>1426-11.1</b>



**16. • #12 LeNette Caldwell**  
5-4 • Guard • Winnsboro, La.  
1,412 Points

YEAR	G	FG-FGA	PCT.	FT-FTA	PCT.	REB-AVG.	PTS-AVG.
1975-76	29	** Records are incomplete **					
1976-77	37	154		61-96	.635		369-10.0
1977-78	40	169-426	.397	49-62	.790	123-3.1	387-9.7
<b>TOTALS</b>	<b>117</b>						<b>1412-12.1</b>



**17. • #10 Adrienne Webb**  
5-9 • Guard • Madison, Ala.  
1,370 Points

YEAR	G	FG-FGA	PCT.	FT-FTA	PCT.	REB-AVG.	PTS-AVG.
2009-10	30	53-153	.346	9-12	.750	57-1.9	141-4.7
2010-11	32	144-352	.409	48-67	.716	117-3.7	409-12.8
2011-12	34	141-319	.442	24-91	.264	120-3.5	337-9.9
2012-13	33	176-397	.443	86-107	.804	117-3.5	483-14.6
<b>TOTALS</b>	<b>129</b>	<b>514-1221</b>	<b>.421</b>	<b>168-192</b>	<b>.341</b>	<b>411-3.2</b>	<b>1370-10.6</b>



# Career 1,000-Point Scorers



**18. • #15 Quianna Chaney**  
5-11 • Guard • Baton Rouge, La.  
1,345 Points

YEAR	G	FG-FGA	PCT.	FT-FTA	PCT.	REB-AVG.	PTS-AVG.
2004-05	36	63-167	.377	6-14	.429	31-0.9	172-4.8
2005-06	31	77-197	.391	16-21	.762	69-2.2	190-6.1
2006-07	38	187-440	.425	23-37	.622	105-2.8	449-11.8
2007-08	37	198-467	.424	45-64	.703	97-2.6	534-14.4
<b>TOTAL</b>	<b>142</b>	<b>525-1271</b>	<b>.413</b>	<b>90-136</b>	<b>.662</b>	<b>302-2.1</b>	<b>1345-9.5</b>



**19. • #23 Barbara Henderson**  
5-10 • Forward • Jonesville, La.  
1,322 Points

YEAR	G	FG-FGA	PCT.	FT-FTA	PCT.	REB-AVG.	PTS-AVG.
1988-89	30	88-182	.484	47-75	.627	183-6.1	223-7.4
1989-90	30	123-265	.464	59-107	.551	198-6.6	305-10.2
1990-91	31	129-270	.478	61-92	.663	222-7.2	320-10.3
1991-92	29	193-394	.490	87-141	.617	231-8.0	474-16.4
<b>TOTALS</b>	<b>120</b>	<b>533-1111</b>	<b>.479</b>	<b>254-415</b>	<b>.612</b>	<b>834-7.0</b>	<b>1322-11.0</b>



**20. • #55 Theresa Plaisance**  
6-5 • Forward • New Orleans, La.  
1,229 Points

YEAR	G	FG-FGA	PCT.	FT-FTA	PCT.	REB-AVG.	PTS-AVG.
2010-11	21	18-37	.486	2-7	.286	22-1.0	44-2.1
2011-12	34	58-137	.423	23-37	.622	64-1.9	152-4.5
2012-13	34	207-474	.437	139-191	.728	282-8.3	577-17.0
2013-14	34	188-443	.424	120-163	.736	269-7.9	520-15.3
<b>TOTALS</b>	<b>123</b>	<b>471-1091</b>	<b>.432</b>	<b>284-398</b>	<b>.714</b>	<b>637-5.2</b>	<b>1293-10.5</b>



**21. • #32 Scholanda Robinson**  
5-10 • Guard • Miami, Fla.  
1,229 Points

YEAR	G	FG-FGA	PCT.	FT-FTA	PCT.	REB-AVG.	PTS-AVG.
2001-02	29	108-242	.446	83-116	.716	122-4.2	308-10.6
2003-04	35	113-253	.447	47-70	.671	82-2.3	298-8.5
2004-05	36	117-307	.381	42-61	.689	91-2.5	322-8.9
2005-06	35	107-261	.410	47-59	.797	88-2.5	301-8.6
<b>TOTALS</b>	<b>135</b>	<b>445-1063</b>	<b>.419</b>	<b>219-306</b>	<b>.716</b>	<b>383-2.8</b>	<b>1229-9.1</b>



**22. • #31 Patricia Woods**  
6-0 • Forward • Natchez, Miss.  
1,221 Points

YEAR	G	FG-FGA	PCT.	FT-FTA	PCT.	REB-AVG.	PTS-AVG.
1985-86	28	33-82	.402	18-31	.581	49-1.8	84-3.0
1986-87	28	102-213	.479	51-82	.622	125-4.5	255-9.1
1987-88	29	180-375	.480	65-97	.670	128-4.4	425-14.7
1988-89	30	197-445	.443	63-94	.670	186-6.2	457-15.2
<b>TOTALS</b>	<b>115</b>	<b>512-1115</b>	<b>.459</b>	<b>197-304</b>	<b>.648</b>	<b>488-4.2</b>	<b>1221-10.6</b>



**23. • #23 DeTrina White**  
5-11 • Forward • Lafayette, La.  
1,167 Points

YEAR	G	FG-FGA	PCT.	FT-FTA	PCT.	REB-AVG.	PTS-AVG.
1998-99	30	159-256	.621	74-132	.561	247-8.2	392-13.1
1999-00	32	163-264	.617	57-110	.518	283-8.8	383-12.0
2000-01	20	78-128	.609	34-53	.642	149-7.4	190-9.5
2002-03	25	84-144	.583	34-46	.739	161-6.4	202-8.1
<b>TOTALS</b>	<b>107</b>	<b>484-792</b>	<b>.611</b>	<b>199-341</b>	<b>.584</b>	<b>840-7.9</b>	<b>1167-10.9</b>



**24. • #10 Elaine Powell**  
5-9 • Guard • Monroe, La.  
1,163 Points

YEAR	G	FG-FGA	PCT.	FT-FTA	PCT.	REB-AVG.	PTS-AVG.
1995-96	32	242-508	.476	125-167	.749	191-6.0	643-20.1
1996-97	29	203-413	.492	92-133	.692	130-4.5	520-17.9
<b>TOTALS</b>	<b>61</b>	<b>445-921</b>	<b>.483</b>	<b>217-300</b>	<b>.723</b>	<b>321-5.3</b>	<b>1163-19.1</b>



**25. • #22 April Brown**  
5-11 • Forward • Gulfport, Miss.  
1,125 Points

YEAR	G	FG-FGA	PCT.	FT-FTA	PCT.	REB-AVG.	PTS-AVG.
1997-98	28	76-155	.490	23-48	.478	122-4.4	182-6.5
1998-99	30	102-200	.510	21-37	.568	158-5.3	235-7.8
1999-00	32	154-312	.494	57-85	.671	152-4.8	380-11.9
2000-01	31	128-284	.451	38-57	.667	127-4.4	328-11.3
<b>TOTALS</b>	<b>119</b>	<b>460-951</b>	<b>.484</b>	<b>139-227</b>	<b>.612</b>	<b>559-4.7</b>	<b>1125-9.5</b>



**26. • #43 Lesa Thornton**  
5-10 • Forward • Columbia, La.  
1,106 Points

YEAR	G	FG-FGA	PCT.	FT-FTA	PCT.	REB-AVG.	PTS-AVG.
1983-84	29	80-162	.494	44-57	.771	88-3.0	204-7.0
1984-85	29	86-184	.467	38-50	.760	115-4.0	210-7.2
1985-86	33	135-266	.508	67-89	.753	165-5.0	337-10.2
1986-87	28	136-271	.502	83-111	.748	181-6.5	355-12.7
<b>TOTALS</b>	<b>119</b>	<b>437-883</b>	<b>.494</b>	<b>232-307</b>	<b>.756</b>	<b>549-4.6</b>	<b>1106-9.3</b>



**27. • #33 Ramona Dozier**  
6-0 • Forward • Dallas, Texas  
1,104 Points

YEAR	G	FG-FGA	PCT.	FT-FTA	PCT.	REB-AVG.	PTS-AVG.
1980-81	31	134-228	.588	58-106	.547	205-6.6	326-10.5
1981-82	31	120-221	.543	41-68	.603	217-7.0	281-9.1
1982-83	25	108-229	.472	52-109	.477	244-9.8	268-10.2
1983-84	30	87-182	.478	55-103	.534	268-8.9	229-7.6
<b>TOTALS</b>	<b>117</b>	<b>449-860</b>	<b>.522</b>	<b>206-386</b>	<b>.534</b>	<b>934-7.9</b>	<b>1104-9.4</b>



**28. • #20 Jeanetta Burns**  
**5-9 • Guard • Alexandria, La.**  
**1,070 Points**

YEAR	G	FG-FGA	PCT.	FT-FTA	PCT.	REB-AVG.	PTS-AVG.
1984-85	27	48-108	.444	43-54	.769	68-2.5	139-5.1
1985-86	33	116-253	.458	61-80	.763	113-3.4	293-10.2
1986-87	28	130-267	.487	57-84	.679	123-4.4	317-11.3
1987-88	29	115-289	.397	77-95	.810	139-4.8	321-11.1
<b>TOTALS</b>	<b>117</b>	<b>409-917</b>	<b>.446</b>	<b>238-313</b>	<b>.760</b>	<b>443-3.8</b>	<b>1070-9.1</b>



**29. • #4 Latasha Dorsey**  
**5-7 • Guard • Abbeville, La.**  
**1,054 Points**

YEAR	G	FG-FGA	PCT.	FT-FTA	PCT.	REB-AVG.	PTS-AVG.
1995-96	31	57-153	.373	20-34	.588	62-2.0	149-4.8
1996-97	30	55-157	.350	33-51	.647	95-3.2	161-5.4
1997-98	32	113-358	.316	108-144	.750	144-4.5	357-11.2
1998-99	30	131-291	.450	101-128	.789	100-3.3	387-12.9
<b>TOTALS</b>	<b>123</b>	<b>356-959</b>	<b>.371</b>	<b>262-357</b>	<b>.734</b>	<b>401-3.3</b>	<b>1054-8.6</b>



**30. • #30 Rene Moran**  
**5-9 • Guard • Pearl River, La.**  
**1,023 Points**

YEAR	G	FG-FGA	PCT.	FT-FTA	PCT.	REB-AVG.	PTS-AVG.
1978-79	25	116-234	.496	56-71	.789	118-4.7	288-11.5
1979-80	34	278-559	.497	179-244	.733	186-5.5	735-21.6
<b>TOTALS</b>	<b>59</b>	<b>394-793</b>	<b>.496</b>	<b>235-315</b>	<b>.746</b>	<b>304-5.1</b>	<b>1023-17.3</b>



**31. • #13 Staci Brown**  
**5-10 • Forward • Maurepas, La.**  
**1,016 Points**

YEAR	G	FG-FGA	PCT.	FT-FTA	PCT.	REB-AVG.	PTS-AVG.
1979-80	34	220-458	.480	73-102	.716	164-4.8	513-15.1
1980-81	32	216-430	.502	70-103	.680	184-5.8	503-16.2
<b>TOTALS</b>	<b>66</b>	<b>436-888</b>	<b>.491</b>	<b>143-205</b>	<b>.697</b>	<b>348-5.3</b>	<b>1016-15.4</b>



## 500 Career Rebounds

**1. Sylvia Fowles**  
**1,570 • 2004-08**

	G	REBOUNDS	AVG
Totals	144	1,570	10.9

**2. Julie Gross**  
**1,466 • 1976-80**

	G	REBOUNDS	AVG
Totals	131	1,466	11.2

**3. Maree Jackson**  
**1,032 • 1976-78**

	G	REBOUNDS	AVG
Totals	70	1,032	14.7

**4. Joannette Boutte**  
**1,017 • 1975-80**

	G	REBOUNDS	AVG
Totals	121	1,017	8.4

**5. Ramona Dozier**  
**934 • 1980-84**

	G	REBOUNDS	AVG
Totals	117	934	8.0

**6. Cornelia Gayden**  
**894 • 1991-95**

	G	REBOUNDS	AVG
Totals	110	894	8.1

**7. Alisha Jones**  
**845 • 1983-87**

	G	REBOUNDS	AVG
Totals	101	845	8.4

**8. DeTrina White**  
**840 • 1998-2003**

	G	REBOUNDS	AVG
Totals	107	840	7.9

**9. Barbara Henderson**  
**834 • 1988-92**

	G	REBOUNDS	AVG
Totals	120	834	7.0

**10. LaSondra Barrett**  
**813 • 2008-12**

	G	REBOUNDS	AVG
Totals	126	813	6.5

**11. Madeline Doucet**  
**781 • 1981-84**

	G	REBOUNDS	AVG
Totals	115	781	6.8

**12. Karen Linder**  
**743 • 1984-88**

	G	REBOUNDS	AVG
Totals	115	743	6.5

**13. Seimone Augustus**  
**728 • 2002-06**

	G	REBOUNDS	AVG
Totals	140	728	5.2

**14. Theresa Plaisance**  
**637 • 2010-14**

	G	REBOUNDS	AVG
Totals	123	637	5.2

**15. Joyce Walker**  
**598 • 1980-84**

	G	REBOUNDS	AVG
Totals	117	598	5.1

**16. Katrina Hibbert**  
**594 • 1996-2000**

	G	REBOUNDS	AVG
Totals	124	594	4.8

**17. April Brown**  
**584 • 1997-2001**

	G	REBOUNDS	AVG
Totals	119	584	4.9

**18. Evelyn Melvin**  
**560 • 1978-82**

	G	REBOUNDS	AVG
Totals	114	560	5.0

**19. Thelma McCoy**  
**558 • 1975-77**

	G	REBOUNDS	AVG
Totals	58	558	9.6



Sylvia Fowles

**20. Lesa Thornton**  
**549 • 1983-87**

	G	REBOUNDS	AVG
Totals	119	549	4.6

**21. Danielle Ballard**  
**548 • 2012-14**

	G	REBOUNDS	AVG
Totals	81	548	6.8

**22. Courtney Jones**  
**542 • 2008-12**

	G	REBOUNDS	AVG
Totals	27	542	4.3

**23. April Delley**  
**535 • 1985-90**

	G	REBOUNDS	AVG
Totals	83	535	6.4

**24. Sheila Johnson**  
**530 • 1989-91**

	G	REBOUNDS	AVG
Totals	60	530	8.8

**25. Temeka Johnson**  
**527 • 2001-05**

	G	REBOUNDS	AVG
Totals	129	527	4.1

**26. Marie Ferdinand**  
**524 • 1997-2001**

	G	REBOUNDS	AVG
Totals	120	524	4.4

**27. Katherine Graham**  
**513 • 2007-11**

	G	REBOUNDS	AVG
Totals	114	513	4.5

**28. Ashley Thomas**  
**507 • 2004-08**

	G	REBOUNDS	AVG
Totals	120	507	4.2

## 275 Career Assists

**1. Temeka Johnson**  
**945 • 2001-05**

	G	ASSISTS	AVG
Totals	129	945	7.3

**2. Pokey Chatman**  
**570 • 1987-91**

	G	ASSISTS	AVG
Totals	120	570	4.8

**3. Erica White**  
**519 • 2004-08**

	G	ASSISTS	AVG
Totals	128	519	4.1

**4. Katrina Hibbert**  
**467 • 1996-2000**

	G	ASSISTS	AVG
Totals	124	467	3.8

**5. Jeanetta Burns**  
**430 • 1984-88**

	G	ASSISTS	AVG
Totals	117	430	3.7

**6. Joyce Walker**  
**429 • 1980-84**

	G	ASSISTS	AVG
Totals	117	429	3.7

**7. LeNette Caldwell**  
**420 • 1974-80**

	G	ASSISTS	AVG
Totals	117	420	3.6

**8. Rhonda Hawthorne**  
**391 • 1982-86**

	G	ASSISTS	AVG
Totals	83	391	4.7

**9. Marie Ferdinand**  
**384 • 1997-2001**

	G	ASSISTS	AVG
Totals	120	384	3.2

**9. Latasha Dorsey**  
**384 • 1996-99**

	G	ASSISTS	AVG
Totals	123	384	3.1

**11. Jeanne Kenney**  
**372 • 2010-14**

	G	ASSISTS	AVG
Totals	129	372	2.9

**12. Brenda McGuffee**  
**370 • 1976-78**

	G	ASSISTS	AVG
Totals	77	370	4.8

**13. Katherine Graham**  
**295 • 2007-11**

	G	ASSISTS	AVG
Totals	114	295	2.6

**14. Madeline Doucet**  
**291 • 1981-84**

	G	ASSISTS	AVG
Totals	106	291	2.7

**15. Miriam Farr**  
**276 • 1990-94**

	G	ASSISTS	AVG
Totals	91	276	3.0

**15. Seimone Augustus**  
**276 • 2002-06**

	G	ASSISTS	AVG
Totals	140	276	2.0

## Team Records

### Most Points Scored • Game

1 • 118 • Northwestern State • 02/19/86
2 • 111 • Mississippi College • 12/03/83
3 • 110 • at UNLV • 01/16/81

### Most Points Scored • Season

1 • 3,257 • 1977-78
2 • 3,049 • 1976-77
3 • 2,595 • 2005-06

### Highest Scoring Average • Season

1 • 86.3 • 1983-84
2 • 82.7 • 1982-83
3 • 82.4 • 1976-77

### Fewest Points Scored • Game

1 • 33 • at #8 Vanderbilt • 01/22/95
2 • 36 • Mississippi State • 01/22/09
3 • 39 • at #20 Auburn • 02/05/94

### Fewest Points Scored • Season

1 • 1,794 • 2008-09
2 • 1,846 • 1994-95
3 • 1,851 • 1992-93

### Lowest Scoring Average • Season

1 • 59.8 • 2008-09
2 • 61.9 • 2010-11
3 • 62.2 • 2011-12

## Career Leaders

	POINTS	PLAYER	SEASON	GAMES	AVG
1.	2,906	Joyce Walker	1980-84	117	24.8
2.	2,702	Seimone Augustus	2002-06	140	19.3
3.	2,488	Julie Gross	1976-80	131	18.9
4.	2,451	Cornelia Gayden	1991-95	110	22.3
5.	2,234	Sylvia Fowles	2004-08	144	15.5
6.	1,852	Maree Jackson	1976-78	70	26.4
7.	1,826	Pokey Chatman	1987-91	120	15.1
8.	1,695	Katrina Hibbert	1996-00	124	13.7
9.	1,648	Marie Ferdinand	1997-01	120	13.7
10.	1,577	Alisha Jones	1983-87	101	15.6

## Season Leaders

	POINTS	PLAYER	SEASON	GAMES	AVG
1.	1,021	Maree Jackson	1977-78	40	25.5
2.	831	Maree Jackson	1976-77	30	27.7
3.	828	Julie Gross	1977-78	40	20.7
4.	795	Seimone Augustus	2005-06	35	22.7
5.	794	Joyce Walker	1983-84	30	26.5
6.	747	Joyce Walker	1981-82	30	24.9
7.	744	Joyce Walker	1982-83	27	27.6
8.	735	Rene Moran	1979-80	34	21.6
9.	734	Seimone Augustus	2004-05	36	20.1
10.	697	Cornelia Gayden	1994-95	27	25.8

## By Class

### Freshman

	POINTS	PLAYER	SEASON	GAMES	AVG
1.	831	Maree Jackson	1976-77	30	27.7

### Sophomore

	POINTS	PLAYER	SEASON	GAMES	AVG
1.	1,021	Maree Jackson	1977-78	40	25.5

### Junior

	POINTS	PLAYER	SEASON	GAMES	AVG
1.	744	Joyce Walker	1982-83	27	27.6

### Senior

	POINTS	PLAYER	SEASON	GAMES	AVG
1.	795	Seimone Augustus	2005-06	35	22.7

## Single Game Leaders

	POINTS	PLAYER	OPPONENT	DATE
1.	49	Cornelia Gayden	Jackson State	02/09/95
2.	47	Maree Jackson	Northwestern State	02/24/78
3.	45	Cornelia Gayden	at South Carolina	01/14/95
	45	Maree Jackson	vs. #11 UNLV	02/12/77
5.	44	Maree Jackson	vs. Northwestern State	02/26/77
6.	43	Cornelia Gayden	vs. TCU	01/02/96
	43	Joyce Walker	#16 Ole Miss	02/12/83
8.	41	Joyce Walker	New Orleans	02/07/84
9.	40	Maree Jackson	vs. Baylor	02/11/78
	40	Maree Jackson	vs. Western Washington	03/23/77
11.	39	Cornelia Gayden	at Kentucky	02/26/94
	39	Rene Moran	Southern	01/26/80
	39	Julie Gross	Alabama	11/18/78
	39	Maree Jackson	Southeastern Louisiana	02/03/78
	39	Maree Jackson	Savannah State	12/15/77
	39	Maree Jackson	#15 Southeastern Louisiana	02/19/77

## Year-by-Year Leaders • Minimum 350 points

YEAR	PLAYER	GAMES	POINTS	AVG
1976-77	Maree Jackson	30	831	27.7
1977-78	Maree Jackson	40	1021	25.5
1978-79	Julie Gross	24	447	18.6
1979-80	Rene Moran	34	735	21.6
1980-81	Joyce Walker	30	621	20.7
1981-82	Joyce Walker	30	747	24.9
1982-83	Joyce Walker	27	744	27.6
1983-84	Joyce Walker	30	794	26.5
1984-85	Alisha Jones	29	502	17.3
1985-86	Alisha Jones	28	452	16.1
1986-87	Lesa Thornton	28	355	12.7
1987-88	Patricia Woods	29	425	14.7
1988-89	Pokey Chatman	30	485	16.2
1989-90	Pokey Chatman	30	475	15.8
1990-91	Pokey Chatman	31	576	18.6
1991-92	Cornelia Gayden	29	555	19.1
1992-93	Cornelia Gayden	27	552	20.4
1993-94	Cornelia Gayden	27	647	24.0
1994-95	Cornelia Gayden	27	697	25.8
1995-96	Elaine Powell	32	643	20.1
1996-97	Elaine Powell	29	520	17.9
1997-98	Katrina Hibbert	32	517	16.2
1998-99	Katrina Hibbert	30	436	14.5
1999-00	Marie Ferdinand	32	560	17.5
2000-01	Marie Ferdinand	31	654	21.1
2001-02	Aiysha Smith	30	476	15.9
2002-03	Seimone Augustus	34	504	14.8
2003-04	Seimone Augustus	35	679	19.4
2004-05	Seimone Augustus	36	724	20.1
2005-06	Seimone Augustus	35	795	22.7
2006-07	Sylvia Fowles	38	643	16.9
2007-08	Sylvia Fowles	35	608	17.4
2008-09	Allison Hightower	30	447	14.9
2009-10	Allison Hightower	31	565	18.2
2010-11	Adrienne Webb	32	409	12.8
2011-12	LaSondra Barrett	34	435	12.8
2012-13	Theresa Plaisance	34	577	17.0
2013-14	Theresa Plaisance	34	520	15.3
2014-15	Raigyne Moncrief	31	365	11.8



**49 Points**

Cornelia Gayden	Jackson State	02/09/95
-----------------	---------------	----------

**47 Points**

Maree Jackson	Northwestern State	02/24/78
---------------	--------------------	----------

**45 Points**

Cornelia Gayden	at South Carolina	01/14/95
Maree Jackson	vs. #11 UNLV	02/12/77

**44 Points**

Maree Jackson	vs. Northwestern State	02/26/77
---------------	------------------------	----------

**43 Points**

Cornelia Gayden	vs. TCU	01/02/95
Joyce Walker	#16 Ole Miss	02/12/83

**41 Points**

Joyce Walker	New Orleans	02/07/84
--------------	-------------	----------

**40 Points**

Maree Jackson	vs. Baylor	02/11/78
Maree Jackson	vs. Western Washington	03/23/77

**39 Points**

Cornelia Gayden	at Kentucky	02/26/94
Rene Moran	Southern	01/26/80
Julie Gross	Alabama	11/18/78
Maree Jackson	at Southeastern Louisiana	02/03/78
Maree Jackson	vs. Savannah State	12/15/77
Maree Jackson	#15 Southeastern Louisiana	02/19/77

**38 Points**

Pokey Chatman	#3 Georgia	02/10/91
Joyce Walker	#9 Tennessee	12/17/82
Joyce Walker	#20 Auburn	01/20/82
Joyce Walker	at Portland State	01/12/81

**37 Points**

Joyce Walker	Mississippi State	02/21/83
Joyce Walker	at Lamar	01/10/83
Maree Jackson	Mississippi State	02/07/77

**36 Points**

Cornelia Gayden	Florida State	11/30/91
Joyce Walker	at Louisiana-Monroe	01/18/84
Joyce Walker	at Delta State	01/16/84
Joyce Walker	at Alabama	01/22/83
Joyce Walker	#3 Tennessee	12/10/80
Rene Moran	Southeastern Louisiana	03/05/80
Maree Jackson	Louisiana Tech	02/01/77

**35 Points**

Seimone Augustus	at Florida	02/16/06
Cornelia Gayden	at Jackson State	02/16/94
Joyce Walker	at Florida	02/06/83
Joyce Walker	at Mississippi College	01/13/83
Ramona Dozier	at UNLV	01/16/81
Rene Moran	Houston	01/04/80
Maree Jackson	#7 Montclair State	12/05/77
Maree Jackson	at Louisiana College	11/21/77
Maree Jackson	vs. Baylor	03/24/77
Maree Jackson	at Louisiana-Monroe	01/21/77

**34 Points**

Marie Ferdinand	at #8 Purdue	03/18/01
Marie Ferdinand	at SMU	11/28/00
Joyce Walker	at New Orleans	11/26/83
Joyce Walker	McNeese State	11/23/81
Rene Moran	Mississippi State	01/02/80
Maree Jackson	#3 Tennessee	01/09/78
Julie Gross	at Lamar	11/29/78
Maree Jackson	at Louisiana College	01/29/77

**33 Points**

Seimone Augustus	vs. #8 Baylor	11/14/04
Elaine Powell	at SMU	01/10/96
Toni Gross	Memphis	11/25/95
Cornelia Gayden	at #16 Ole Miss	02/18/95
Cornelia Gayden	Auburn	02/04/95
Cornelia Gayden	vs. Rutgers	12/04/94
Cornelia Gayden	at Florida State	12/05/92
Natalie Randall	vs. New Orleans	12/08/84
Joyce Walker	at Tulane	12/10/83
Cheri Graham	at Concordia College	11/25/81
Maree Jackson	#20 Louisiana Tech	02/25/78
Julie Gross	vs. #13 Stephen F. Austin	12/15/77
Julie Gross	vs. Baylor	03/12/77

**32 Points**


Allison Hightower	at Louisiana Tech	12/01/09
Seimone Augustus	at Alabama	02/23/06
Seimone Augustus	at #5 Tennessee	02/09/06
Seimone Augustus	at #13 Texas Tech	11/13/05
Katrina Hibbert	Arkansas	02/11/98
Elaine Powell	#8 Tennessee	02/22/97
Pietra Gay	at #21 Auburn	01/25/97
Toni Gross	vs. Richmond	12/23/96
Elaine Powell	vs. Northwestern	03/22/96
Elaine Powell	at South Carolina	02/17/96
Cornelia Gayden	Louisiana-Lafayette	02/07/95
Cornelia Gayden	at Notre Dame	12/19/93
Cornelia Gayden	at #3 Tennessee	01/08/92
Joyce Walker	#15 Alabama	01/21/84
Joyce Walker	at Southern Miss	02/09/83
Joyce Walker	Northwestern State	02/03/83
Joyce Walker	at New Orleans	01/05/83
Joyce Walker	at Southeastern Louisiana	02/24/81
Rene Moran	#16 Delta State	01/07/80
Rene Moran	at #15 Valdosta State	11/15/79
Maree Jackson	at #3 Tennessee	02/06/78
Julie Gross	#13 Valdosta State	11/27/78
Julie Gross	Louisiana College	12/07/77
Maree Jackson	vs. #5 Stephen F. Austin	03/11/77

**31 Points**

Allison Hightower	Ole Miss	02/07/10
Marie Ferdinand	at South Carolina	02/25/01
Katrina Hibbert	Rice	11/17/97
Pietra Gay	at Ole Miss	01/11/97
Elaine Powell	vs. UC Santa Barbara	03/21/96
Cornelia Gayden	at Texas State	12/15/93
Pokey Chatman	#5 Louisiana Tech	12/08/90
Pokey Chatman	#8 Texas	12/10/88
Alisha Jones	at Louisiana-Lafayette	11/30/86
Alisha Jones	#20 Alabama	02/06/85
Madeline Doucet	UNLV	01/26/84
Joyce Walker	UCLA	01/06/84
Madeline Doucet	Louisiana-Monroe	11/30/83
Maree Jackson	at Ole Miss	01/28/78
Maree Jackson	Alabama	02/05/77

**30 Points**

Jeanne Kenney	at Missouri	01/16/14
LaSondra Barrett	at Ole Miss	01/17/10
Seimone Augustus	vs. Ole Miss	03/03/06
Aiysha Smith	#20 UC Santa Barbara	02/15/03
Cornelia Gayden	Southeastern Louisiana	11/25/94
Cornelia Gayden	at Tulane	02/21/94
Roberta LaCaze	South Carolina	01/15/94
Cornelia Gayden	at #1 Tennessee	01/09/94
Cornelia Gayden	Southern	02/01/93
Cornelia Gayden	Southeastern Louisiana	12/01/92
Cornelia Gayden	at UNLV	12/21/91
Cornelia Gayden	at Southeastern Louisiana	11/22/91
Pokey Chatman	vs. #4 Tennessee	03/04/91
April Delley	Vanderbilt	02/06/88
Alisha Jones	at #2 Georgia	03/03/86
Madeline Doucet	at Mississippi State	02/20/84
Joyce Walker	UNLV	01/26/84
Madeline Doucet	vs. Mississippi State	12/22/83
Joyce Walker	at McNeese State	02/14/83
Staci Brown	at New Orleans	12/18/80
Maree Jackson	Southeastern Louisiana	01/24/78
Maree Jackson	vs. Baylor	03/12/77
Maree Jackson	at Louisiana Tech	01/22/77



Julie Gross

Team Records

Most Field Goals Made • Game

1 • 50 • at UNLV • 01/16/81
2 • 46 • Northwestern State • 02/19/86
3 • 46 • vs. Northwestern • 12/21/83

Most Field Goals Made • Season

1 • 1,366 • 1977-78
2 • 1,267 • 1976-77
3 • 1,081 • 1980-81

Most Field Goal Attempts • Game

1 • 95 • Alabama • 11/18/78
2 • 94 • at UNLV • 01/16/81
3 • 94 • vs. New Orleans • 02/23/77

Most Field Goal Attempts • Season

1 • 2,771 • 1977-78
2 • 2,186 • 2004-05
3 • 2,175 • 2007-08

Highest Field Goal Percentage • Game

1 • 70.0 (35-50) • at Alabama • 01/05/78
2 • 69.6 (39-56) • North Carolina A&T • 01/01/06
3 • 67.2 (43-64) • St. John's • 11/17/98

Highest Field Goal Percentage • Season

1 • 50.2 • 1983-84
2 • 50.0 • 1980-81
3 • 49.9 • 1981-82

Fewest Field Goals Made • Game

1 • 12 • at #8 Vanderbilt • 01/22/95
2 • 13 • at Arkansas • 02/20/11
2 • 13 • at #15 Kentucky • 02/13/11
2 • 13 • Mississippi State • 01/22/09
2 • 13 • at #20 Auburn • 02/05/94

Fewest Field Goals Made • Season

1 • 672 • 1994-95
2 • 695 • 2008-09
3 • 700 • 1992-93

Fewest Field Goal Attempts • Game

1 • 30 • #5 Kentucky • 02/05/12
2 • 31 • at Arkansas • 02/16/12
3 • 42 • at Ole Miss • 01/21/01

Fewest Field Goal Attempts • Season

1 • 1,655 • 2008-09
2 • 1,700 • 1992-93
3 • 1,706 • 1993-94

Lowest Field Goal Percentage • Game

1 • 16.9 (12-71) • at #8 Vanderbilt • 01/22/95
2 • 20.3 (13-64) • at #20 Auburn • 02/05/94
3 • 23.2 (13-56) • Mississippi State • 01/22/09

Lowest Field Goal Percentage • Season

1 • 38.0 • 1994-95
2 • 39.8 • 2010-11
3 • 40.4 • 2014-15

Career Leaders

Field Goals Made

	FGM	PLAYER	SEASONS	GAMES	FGA
1.	1,259 *	Joyce Walker	1980-84	117	2,238
2.	1,134	Seimone Augustus	2002-06	140	2,083
3.	1,034	Julie Gross	1976-80	131	1,996
4.	870	Sylvia Fowles	2004-08	144	1,489
5.	829	Cornelia Gayden	1991-95	110	1,923
6.	753	Maree Jackson	1976-78	70	1,156
7.	681	Alisha Jones	1983-87	101	1,269
8.	655	Marie Ferdinand	1997-01	120	1,339
9.	639	Katrina Hibbert	1996-00	124	1,410
10.	601	Allison Hightower	2006-10	136	1,410

\* = NCAA Record

Field Goals Attempted

	FGA	PLAYER	SEASONS	GAMES	FGM
1.	2,238	Joyce Walker	1980-84	117	1,259
2.	2,083	Seimone Augustus	2002-06	140	1,134
3.	1,996	Julie Gross	1976-80	131	1,034
4.	1,923	Cornelia Gayden	1991-95	110	829
5.	1,489	Sylvia Fowles	2004-08	144	870
6.	1,420	Pokey Chatman	1987-91	120	598
7.	1,410	Allison Hightower	2006-10	136	601
	1,410	Katrina Hibbert	1996-00	124	639
9.	1,339	Marie Ferdinand	1997-01	120	655
10.	1,271	Quinna Chaney	2004-08	142	525

Field Goal Percentage • Minimum 500 attempts

	FG%	PLAYER	SEASONS	GAMES	FGM-FGA
1.	65.1	Maree Jackson	1976-78	70	753-1,156
2.	61.1	DeTrina White	1998-2003	107	484-792
3.	58.4	Sylvia Fowles	2004-08	144	870-1,489
4.	56.4	Sheila Johnson	1989-91	60	355-629
5.	56.2	Joyce Walker	1980-84	117	1,259-2,238
6.	54.4	Seimone Augustus	2002-06	140	1,134-2,083
7.	53.7	Alisha Jones	1983-87	101	681-1,269
8.	52.3	Toni Gross	1995-97	50	313-598
9.	52.2	Ramona Dozier	1980-84	117	449-860
10.	51.8	Julie Gross	1976-80	131	1,034-1,996

Season Leaders

Field Goals Made

	FGM	PLAYER	SEASON	GAMES	FGA
1.	409	Maree Jackson	1977-78	40	657
2.	344	Julie Gross	1977-78	40	672
	344	Maree Jackson	1976-77	30	499
4.	340	Joyce Walker	1981-82	30	590
5.	334	Seimone Augustus	2005-06	35	595
6.	330	Joyce Walker	1983-84	30	619
7.	312	Joyce Walker	1982-83	27	540
8.	303	Seimone Augustus	2004-05	36	562
9.	285	Seimone Augustus	2003-04	35	540
10.	278	Rene Moran	1979-80	34	559


Field Goals Attempted

	FGA	PLAYER	SEASON	GAMES	FGM
1.	672	Julie Gross	1977-78	40	357
2.	657	Maree Jackson	1977-78	40	409
3.	619	Joyce Walker	1983-84	30	330
4.	595	Seimone Augustus	2005-06	35	334
5.	590	Joyce Walker	1981-82	30	340
6.	562	Seimone Augustus	2004-05	36	303
7.	559	Rene Moran	1979-80	34	278
8.	540	Seimone Augustus	2003-04	35	285
	540	Joyce Walker	1982-83	27	312
10.	524	Julie Gross	1976-77	37	276

Field Goal Percentage • Minimum 200 attempts

	FG%	PLAYER	SEASON	GAMES	FGM-FGA
1.	68.9	Maree Jackson	1976-77	30	344-499
2.	62.3	Maree Jackson	1977-78	40	409-657
3.	61.7	DeTrina White	1999-2000	32	163-264
4.	60.7	Sylvia Fowles	2005-06	35	215-354
5.	58.8	Ramona Dozier	1980-81	31	134-228
6.	58.4	Sylvia Fowles	2007-08	35	239-409
7.	57.8	Joyce Walker	1982-83	27	312-540
8.	57.6	Sylvia Fowles	2004-05	36	163-283
	57.6	Sheila Johnson	1990-91	31	204-354
	57.6	Joyce Walker	1981-82	30	340-590





Joyce Walker

## Single Game Leaders

## Field Goals Made

	FGM	PLAYER	FGA	OPPONENT	DATE
1.	19	Maree Jackson	29	Northwestern State	02/24/78
2.	18	Joyce Walker	23	#20 Auburn	01/20/82
3.	17	Joyce Walker	23	at Portland State	01/12/81
	17	Joyce Walker	26	#3 Tennessee	12/10/80
	17	Julie Gross	34	Alabama	11/18/78
	17	Maree Jackson	23	vs. Western Washington	03/23/77
	17	Maree Jackson	21	vs. Northwestern State	02/26/77
	17	Maree Jackson	23	#7 Montclair State	12/05/77
	17	Maree Jackson	25	at Louisiana College	11/21/77

## Field Goals Attempted

	FGA	PLAYER	FGM	OPPONENT	DATE
1.	34	Julie Gross	17	Alabama	11/18/78
2.	30	Allison Hightower	10	#25 Kentucky	01/28/10
	30	Cornelia Gayden	15	vs. TCU	01/02/95
4.	29	Julie Gross	15	at Lamar	11/29/78
	29	Maree Jackson	19	Northwestern State	02/24/78
	29	Maree Jackson	16	vs. #5 Stephen F. Austin	03/11/77
7.	28	Cornelia Gayden	12	at Notre Dame	12/19/93
	28	Joyce Walker	12	at #20 Alabama	02/17/84
	28	Joyce Walker	16	New Orleans	02/07/84
	28	Joyce Walker	15	#15 Alabama	01/21/84
	28	Joyce Walker	15	at Louisiana-Monroe	01/18/84

## Year-by-Year Leaders • Minimum 100 Attempts

SEASON	PLAYER	GAMES	FGM-FGA	PCT.
1977-78	Maree Jackson	40	409-657	62.3
1978-79	Kim McKay	25	93-174	53.4
1979-80	Evelyn Melving	28	82-145	56.6
1980-81	Ramona Dozier	31	134-228	58.8
1981-82	Joyce Walker	30	340-590	57.6
1982-83	Joyce Walker	27	312-540	57.8
1983-84	Alisha Jones	29	154-278	55.4
1984-85	Natalie Randall	29	144-272	53.3
1985-86	Alisha Jones	28	197-381	51.7
1986-87	Karen Linder	28	130-238	54.6
1987-88	April Delley	25	134-257	52.1
1988-89	Dee Dee Franklin	28	114-211	54.0
1989-90	Sheila Johnson	29	151-275	54.9
1990-91	Sheila Johnson	31	204-354	57.6
1991-92	Wendi Widdle	29	140-275	50.9
1992-93	Roberta LaCaze	27	118-227	52.0
1993-94	Roberta LaCaze	25	150-299	50.2
1994-95	Venessa Hackett	27	75-160	46.9
1995-96	Toni Gross	28	147-295	49.8
1996-97	Toni Gross	29	169-308	54.9
1997-98	Keia Howell	28	84-165	50.9
1998-99	DeTrina White	30	159-256	62.1
1999-00	DeTrina White	32	163-264	61.7
2000-01	DeTrina White	20	78-128	60.9
2001-02	Aiysha Smith	30	189-370	51.1
2002-03	DeTrina White	25	84-144	58.3
2003-04	Seimone Augustus	35	285-540	52.8
2004-05	Sylvia Fowles	36	163-283	57.6
2005-06	Sylvia Fowles	35	215-354	60.7
2006-07	Sylvia Fowles	38	253-443	57.1
2007-08	Sylvia Fowles	35	239-409	58.4
2008-09	Allison Hightower	30	184-403	45.7
2009-10	Katherine Graham	31	105-230	45.7
2010-11	Katherine Graham	32	89-208	42.8
2011-12	Courtney Jones	34	103-221	46.6
2012-13	Adrienne Webb	33	176-397	44.3
2013-14	Shance McKinney	34	102-176	58.0
2014-15	Sheila Boykin	31	76-159	47.8



Seimone Augustus

## Team Records

### Most 3-Point Field Goals Made • Game

1 • 13 • at Missouri • 01/16/14

2 • 12 • Jackson State • 02/09/95

3 • 11 • vs. TCU • 01/02/95

### Most 3-Point Field Goals Made • Season

1 • 174 • 2007-08

2 • 172 • 2010-11

3 • 144 • 1994-95

### Most 3-Point Field Goal Attempts • Game

1 • 32 • Ole Miss • 02/07/10

2 • 29 • vs. Auburn • 03/03/90

3 • 28 • at #18 Florida • 02/11/95

### Most 3-Point Field Goal Attempts • Season

1 • 529 • 2010-11

2 • 491 • 2007-08

3 • 439 • 1994-95

### Highest 3-Point Field Goal Percentage • Game

1 • 100.0 (2-2) • Green Bay • 03/22/09

1 • 100.0 (2-2) • vs. #16 Georgia • 03/29/04

1 • 100.0 (2-2) • Southeastern Louisiana • 12/18/97

1 • 100.0 (5-5) • at South Carolina • 02/17/96

1 • 100.0 (2-2) • at #5 Tennessee • 02/10/90

### Highest 3-Point Field Goal Percentage • Season

1 • 40.9 • 1991-92

2 • 40.0 • 1988-89

3 • 37.2 • 1999-2000

3 • 37.2 • 1998-99

### Fewest 3-Point Field Goals Made • Game

1 • 0 many times • Last: at Long Beach State • 12/16/14

### Fewest 3-Point Field Goals Made • Season

1 • 27 • 1987-88

2 • 56 • 1988-89

3 • 60 • 2008-09

### Fewest 3-Point Field Goal Attempts • Season

1 • 84 • 1987-88

2 • 140 • 1988-89

3 • 206 • 1989-90

### Lowest 3-Point Field Goal Percentage • Season

1 • 28.7 • 2008-09

2 • 29.0 • 1992-93

3 • 30.8 • 2000-01

## Career Leaders

### 3-Point Field Goals Made

	3PM	PLAYER	SEASONS	GAMES	3PA
1.	337	Cornelia Gayden	1991-95	110	875
2.	205	Quianna Chaney	2004-08	142	591
3.	189	Doneeka Hodges	2000-04	130	545
4.	175	Pokey Chatman	1987-91	120	473
5.	168	Adrienne Webb	2009-13	129	492
6.	137	Jeanne Kenney	2010-14	129	431
7.	153	Katrina Hibbert	1996-2000	124	446
8.	120	Scholanda Hoston	2001-06	135	346
9.	108	Allison Hightower	2006-10	136	313
10.	85	DaShawn Harden	2013-15	63	243

### 3-Point Field Goal Attempted

	3PA	PLAYER	SEASONS	GAMES	3PM
1.	875	Cornelia Gayden	1991-95	110	337
2.	591	Quianna Chaney	2004-08	142	205
3.	545	Doneeka Hodges	2000-04	130	189
4.	492	Adrienne Webb	2009-13	129	168
5.	473	Pokey Chatman	1987-91	120	175
6.	446	Katrina Hibbert	1996-2000	124	153
7.	431	Jeanne Kenney	2010-14	129	137
8.	346	Scholanda Hoston	2001-06	135	120
9.	313	Allison Hightower	2006-10	136	108
10.	243	DaShawn Harden	2013-15	63	85

### 3-Point Field Goal Percentage • Minimum 100 attempts

	3-PT FG%	PLAYER	SEASONS	GAMES	3PM-3PA
1.	38.9	Ashley Bankston	1997-98	74	65-167
2.	38.5	Cornelia Gayden	1991-95	110	337-875
3.	38.2	Christina Ball	1988-92	100	55-144
4.	37.1	Elaine Powell	1995-97	61	56-151
5.	36.6	April Brown	1997-2001	119	66-180
6.	36.5	Pokey Chatman	1987-91	120	175-473
7.	35.0	DaShawn Harden	2013-15	63	85-243
8.	34.7	Doneeka Hodges	2000-04	130	189-545
		Scholanda Hoston	2001-06	135	120-346
		Quianna Chaney	2004-08	142	205-591

## Season Leaders

### 3-Point Field Goals Made

	3PM	PLAYER	SEASON	GAMES	3PA
1.	105	Cornelia Gayden	1994-95	27	268
2.	93	Quianna Chaney	2007-08	37	243
3.	87	Cornelia Gayden	1991-92	29	190
4.	74	Cornelia Gayden	1992-93	27	240
5.	73	Adrienne Webb	2010-11	32	191
6.	71	Jeanne Kenney	2013-14	33	181
		Cornelia Gayden	1993-94	27	177
8.	64	Doneeka Hodges	2003-04	35	193
9.	59	Pokey Chatman	1990-91	31	152
10.	54	Katrina Hibbert	1999-2000	32	132

### 3-Point Field Goals Attempted

	3PA	PLAYER	SEASON	GAMES	3PM
1.	268	Cornelia Gayden	1994-95	27	105
2.	243	Quianna Chaney	2007-08	37	93
3.	240	Cornelia Gayden	1992-93	27	74
4.	193	Doneeka Hodges	2003-04	35	64
5.	191	Adrienne Webb	2010-11	32	73
6.	190	Cornelia Gayden	1991-92	29	87
7.	181	Jeanne Kenney	2013-14	33	71
8.	177	Cornelia Gayden	1993-94	27	71
9.	154	Quinna Chaney	2006-07	38	52
10.	153	Pokey Chatman	1989-90	31	53

### 3-Point Field Goal Percentage • Minimum 50 attempts

	3-PT FG%	PLAYER	SEASON	GAMES	3PM-3PA
1.	45.8	Cornelia Gayden	1991-92	29	87-190
2.	44.0	RaShonta LeBlanc	2006-07	38	33-75
3.	42.4	Pokey Chatman	1988-89	30	42-99
4.	41.4	Latasha Dorsey	1998-99	30	24-58
5.	41.0	Scholanda Hoston	2003-04	35	25-61
6.	40.9	Katrina Hibbert	1999-2000	32	54-132
7.	40.5	Andrea Kelly	2008-09	30	34-84
8.	40.1	Cornelia Gayden	1993-94	27	77-177
9.	39.8	Allison Hightower	2009-10	31	45-113
10.	39.2	Jeanne Kenney	2013-14	33	71-181
	39.2	Cornelia Gayden	1994-95	27	105-268

## Single Game Leaders

### 3-Point Field Goals Made

	3PM	PLAYER	3PA	OPPONENT	DATE
1.	12 *	Cornelia Gayden	15	Jackson State	02/09/95
2.	8	Cornelia Gayden	15	vs. UNLV	12/21/91
3.	7	Pietra Gay	13	at #21 Auburn	01/25/97
	7	Cornelia Gayden	11	at Jackson State	02/16/94
	7	Cornelia Gayden	10	at Louisville	01/03/94
	7	Cornelia Gayden	10	Florida State	11/30/91
7.	6	Jeanne Kenney	9	at Missouri	01/16/14
	6	Jeanne Kenney	7	Jackson State	12/30/13
	6	Adrienne Webb	9	at Ole Miss	02/06/11
	6	Adrienne Webb	11	Prairie View AGM	12/21/10
	6	Allison Hightower	9	at Alabama	01/31/10
	6	Quianna Chaney	8	at #22 Auburn	01/24/08
	6	Quianna Chaney	9	Arkansas	02/28/08
	6	Quianna Chaney	11	#1 Connecticut	02/25/08
	6	Doneeka Hodges	8	at Alabama	02/05/04
	6	Doneeka Hodges	15	at #17 Georgia	01/25/04
	6	Doneeka Hodges	8	Kentucky	01/16/03
	6	Katrina Hibbert	12	at #13 Auburn	02/06/00
	6	Cornelia Gayden	17	Georgia	02/20/93

\* = NCAA Record



## 3-Point Field Goals Attempted

	3PA	PLAYER	3PM	OPPONENT	DATE
1.	18	Cornelia Gayden	5	at Jackson State	01/25/95
2.	17	Cornelia Gayden	6	Georgia	02/20/93
3.	16	Cornelia Gayden	6	vs. TCU	01/02/95
4.	15	Doneeka Hodges	8	at #17 Georgia	01/25/04
	15	Cornelia Gayden	8	vs. UNLV	12/21/91
	15	Pokey Chatman	5	vs. #12 Auburn	03/03/90

## Year-by-Year Leaders • Minimum 50 Attempts

YEAR	PLAYER	GAMES	3PM-3PA	PCT.
1987-88	Pokey Chatman	29	21-69	30.4
1988-89	Pokey Chatman	30	42-99	42.4
1989-90	Pokey Chatman	30	53-153	34.6
1990-91	Pokey Chatman	31	59-152	38.8
1991-92	Cornelia Gayden	29	87-190	45.8
1992-93	Cornelia Gayden	27	74-240	30.8
1993-94	Cornelia Gayden	27	71-177	40.1
1994-95	Cornelia Gayden	27	105-268	39.2
1995-96	Elaine Powell	32	34-92	37.0
1996-97	Elaine Powell	28	22-59	37.3
1997-98	Ashley Bankston	30	38-98	38.8
1998-99	Latasha Dorsey	30	24-53	41.4
1999-00	Katrina Hibbert	32	54-132	40.9
2000-01	April Brown	29	34-96	35.4
2001-02	Doneeka Hodges	30	53-139	38.1
2002-03	Doneeka Hodges	34	48-134	35.8
2003-04	Scholanda Hoston	35	25-61	41.0
2004-05	Scholanda Hoston	36	46-132	34.8
	Quianna Chaney	36	40-115	34.8
2005-06	Scholanda Hoston	35	40-114	35.1
2006-07	RaShonta LeBlanc	38	33-75	44.0
2007-08	Quianna Chaney	37	93-243	38.3
2008-09	Andrea Kelly	30	34-84	40.5
2009-10	Allison Hightower	31	45-113	39.8
2010-11	Adrienne Webb	32	73-191	38.2
2011-12	LaSondra Barrett	34	24-62	38.7
2012-13	Adrienne Webb	33	45-124	36.3
2013-14	Jeanne Kenney	33	71-181	39.2
2014-15	DaShawn Harden	30	52-137	38.0



Scholanda Hoston

Team Records

Most Free Throws Made • Game

1 • 34 • McNeese State • 12/21/12
1 • 34 • vs. #9 Kentucky • 03/03/12
3 • 31 • Ole Miss • 02/07/10
3 • 31 • Mississippi State • 01/03/98
3 • 31 • #2 Tennessee • 01/21/91

Most Free Throws Made • Season

1 • 534 • 1990-91
2 • 532 • 1979-80
3 • 525 • 1977-78

Most Free Throw Attempts • Game

1 • 50 • Louisiana-Lafayette • 02/05/96
2 • 47 • McNeese State • 12/21/12
3 • 46 • Grambling State • 11/20/01

Most Free Throw Attempts • Season

1 • 779 • 1995-96
2 • 773 • 1979-80
3 • 767 • 1976-77

Highest Free Throw Percentage • Game • Minimum 10 attempts

1 • 100.0 (20-20) • at #4 Tennessee • 02/13/88
1 • 100.00 (14-14) • at Auburn • 02/05/15
3 • 95.0 (19-20) • Alcorn State • 02/06/91
4 • 94.1 (16-17) • Mississippi State • 01/13/13

Highest Free Throw Percentage • Season

1 • 75.8 • 2002-03
2 • 73.0 • 2003-04
3 • 72.7 • 2001-02

Fewest Free Throws Made • Game

1 • 1 • vs. #5 Tennessee • 12/17/77
1 • 1 • vs. Washington State • 11/29/02
3 • 2 • #5 South Carolina • 02/16/14
3 • 2 • Lamar • 12/18/11
3 • 2 • at #18 Arkansas • 01/10/08
3 • 2 • vs. #6 Vanderbilt • 03/03/02
3 • 2 • vs. #8 Penn State • 11/25/00
3 • 2 • at #23 Texas Tech • 11/20/99
3 • 2 • at Houston • 11/14/97

Fewest Free Throws Made • Season

1 • 311 • 1978-79
2 • 321 • 1999-2000
3 • 344 • 2008-09

Fewest Free Throws Attempts • Game

1 • 2 • vs. Washington State • 11/29/02
1 • 2 • at #18 Arkansas • 01/10/08
1 • 2 • Lamar • 12/18/11
1 • 2 • vs. #6 Vanderbilt • 03/03/02

Fewest Free Throws Attempts • Season

1 • 482 • 1978-79
2 • 520 • 2008-09
3 • 521 • 1999-2000

Lowest Free Throw Percentage • Game

1 • 16.7 (1-6) • at Southeastern Louisiana • 02/24/81
2 • 25.0 (2-8) • at #23 Texas Tech • 11/20/99
3 • 27.3 (3-11) • at Arkansas • 02/22/15
3 • 27.3 (3-11) • #6 Vanderbilt • 01/27/02

Lowest Free Throw Percentage • Season

1 • 59.3 • 1980-81
2 • 60.1 • 1982-83
3 • 61.6 • 1999-00

Career Leaders

Free Throws Made

	FTM	PLAYER	SEASONS	GAMES	FTA
1.	497	LaSondra Barrett	2008-12	126	660
2.	494	Sylvia Fowles	2004-08	144	822
3.	456	Cornelia Gayden	1991-95	110	572
4.	453	Pokey Chatman	1987-91	120	548
5.	420	Julie Gross	1976-80	131	601
6.	401	Seimone Augustus	2001-06	140	468
7.	388	Joyce Walker	1980-84	117	532
8.	373	Madeline Doucet	1981-85	106	548
9.	346	Maree Jackson	1976-78	70	481
10.	314	Temeka Johnson	2001-05	129	419

Free Throws Attempted

	FTA	PLAYER	SEASONS	GAMES	FTM
1.	822	Sylvia Fowles	2004-08	144	494
2.	660	LaSondra Barrett	2008-12	126	497
3.	601	Julie Gross	1976-80	131	420
4.	572	Cornelia Gayden	1991-95	110	456
5.	548	Pokey Chatman	1987-91	120	453
	548	Madeline Doucet	1981-85	106	373
7.	532	Joyce Walker	1980-84	117	388
8.	481	Maree Jackson	1976-78	70	346
9.	476	Marie Ferdinand	1997-2001	120	304
10.	468	Seimone Augustus	2002-06	140	401

Free Throw Percentage • Minimum 200 attempts

	FT%	PLAYER	SEASONS	GAMES	FTM-FTA
1.	85.7	Seimone Augustus	2002-06	140	401-468
2.	84.4	Jeanne Kenney	2010-14	129	173-205
3.	82.7	Pokey Chatman	1987-91	120	453-528
4.	82.2	Katrina Hibbert	1996-2000	124	264-321
5.	81.5	Annette Jackson-Lowery	1987-1991	73	164-201
6.	81.2	Pietra Gay	1995-97	59	268-330
7.	79.8	Cornelia Gayden	1991-95	110	456-572
8.	76.7	Adrieena Webb	2009-13	129	174-227
9.	76.0	Jeannetta Burns	1984-88	117	238-313
10.	75.8	Alisha Jones	1983-87	101	235-310

Season Leaders

Free Throws Made

	FTM	PLAYER	SEASONS	GAMES	FTA
1.	203	Maree Jackson	1977-78	40	269
2.	179	Rene Moran	1979-80	34	244
3.	177	LaSondra Barrett	2011-12	34	236
4.	173	Marie Ferdinand	2000-01	30	234
5.	155	Pokey Chatman	1990-91	31	192
6.	143	Maree Jackson	1976-77	30	212
7.	141	LaSondra Barrett	2009-10	31	167
8.	139	Theresa Plaisance	2012-13	34	191
9.	137	Sylvia Fowles	2006-07	38	224
10.	136	Pietra Gay	1996-97	29	162

Free Throws Attempted

	FTA	PLAYER	SEASONS	GAMES	FTM
1.	269	Maree Jackson	1977-78	40	203
2.	244	Rene Moran	1979-80	34	179
3.	236	LaSondra Barrett	2011-12	34	177
4.	234	Marie Ferdinand	2000-01	30	173
5.	224	Sylvia Fowles	2006-07	38	137
6.	218	Sylvia Fowles	2005-06	38	127
7.	212	Maree Jackson	1976-77	30	143
8.	211	Sylvia Fowles	2007-08	38	130
9.	192	Pokey Chatman	1990-91	31	155
10.	191	Theresa Plaisance	2012-13	34	139



# Free Throw Records

## Free Throw Percentage • Minimum 50 attempts

	FT%	PLAYER	SEASONS	GAMES	FTM-FTA
1.	91.5	Jeanne Kenney	2013-14	33	75-82
2.	90.1	Seimone Augustus	2003-04	35	100-111
3.	88.8	Seimone Augustus	2002-03	34	79-89
4.	86.9	Seimone Augustus	2004-05	36	113-130
5.	86.6	Katrina Hibbert	1997-98	32	97-112
6.	86.0	Katrina Hibbert	1996-97	30	49-57
7.	84.5	Pokey Chatman	1989-90	30	120-142
	84.5	Ke-Ke Tardy	2002-03	34	60-71
9.	84.4	LaSondra Barrett	2009-10	31	141-167
10.	84.1	Ashley Bankston	1997-98	30	53-63

## Single Game Leaders

### Free Throws Made

	FTM	PLAYER	FTA	OPPONENT	DATE
1.	18	Pokey Chatman	21	#3 Georgia	02/10/91
2.	15	Raigyne Moncrief	20	vs. Rutgers	11/29/13
3.	14	Marie Ferdinand	18	at #8 Purdue	03/18/01
4.	13	Theresa Plaisance	19	McNeese State	12/21/12
	13	LaSondra Barrett	18	San Diego State	03/18/12
	13	LaSondra Barrett	20	at Alabama	02/12/12
	13	LaSondra Barrett	14	Ole Miss	02/07/10
	13	Pietra Gay	13	Memphis	11/25/95
	13	Cornelia Gayden	15	at #16 Ole Miss	02/18/95
	13	Cornelia Gayden	14	at Southern Miss	01/27/93
	13	Madeline Doucet	14	at Mississippi State	01/24/83
12.	12	Theresa Plaisance	14	at Alabama	03/02/14
	12	Katherine Graham	15	Auburn	02/10/11
	12	Temeka Johnson	15	Ole Miss	02/26/04
	12	Temeka Jonson	15	vs. #3 Tennessee	03/02/02
	12	Marie Ferdinand	16	at Arkansas	02/11/01
	12	Pietra Gay	14	Tulane	01/29/97
	12	Cornelia Gayden	12	Southeastern Louisiana	11/25/94
	12	Cornelia Gayden	15	at Southeastern Louisiana	11/30/93
	12	Pokey Chatman	14	#8 Texas	12/10/88
	12	Rene Moran	16	Southeastern Louisiana	03/05/80

### Free Throw Attempts

	FTA	PLAYER	FTM	OPPONENT	DATE
1.	21	Pokey Chatman	18	#3 Georgia	02/10/91
2.	20	Raigyne Moncrief	15	vs. Rutgers	11/29/13
	20	LaSondra Barrett	13	at Alabama	02/12/12
4.	19	Theresa Plaisance	13	McNeese State	12/21/12
	19	Maree Jackson	11	#20 Louisiana Tech	02/25/78
6.	18	LaSondra Barrett	13	San Diego State	03/18/12
	18	Marie Ferdinand	14	at #8 Purdue	03/18/01
8.	17	Theresa Plaisance	11	at Arkansas-Little Rock	12/15/13
9.	16	Erica White	11	at #1 Tennessee	02/14/08
	16	Sylvia Fowles	10	at Alabama	02/07/08
	16	Marie Ferdinand	12	at Arkansas	02/11/01
	16	Elaine Powell	11	#11 Vanderbilt	02/10/96
	16	Madeline Doucet	6	vs. Southern Miss	11/29/84
	16	Rene Moran	12	Southeastern Louisiana	03/05/80
	16	Rene Moran	9	Houston	01/04/80

## Year-by-Year Leaders • Minimum 50 Attempts

YEAR	PLAYER	GAMES	3PM-3PA	PCT.
1976-77	Annette Guilotte	37	42-55	76.4
1977-78	LeNette Caldwell	40	49-62	79.0
1978-79	Rene Moran	25	56-71	78.9
1979-80	Rene Moran	34	179-244	73.3
1980-81	Jackie White	31	43-58	74.1
1981-82	Evelyn Melvin	31	63-93	67.7
1982-83	Joyce Walker	27	120-161	74.5
1983-84	Joyce Walker	30	134-165	81.2
1984-85	Lesa Thornton	29	38-50	76.0
1985-86	Bonita Branch	33	69-88	78.4
1986-87	Lesa Thornton	28	83-111	74.8
1987-88	Pokey Chatman	29	63-77	81.8
1988-89	Pokey Chatman	30	115-137	83.9
1989-90	Pokey Chatman	30	120-142	84.5
1990-91	Annette Jackson-Lowery	31	87-107	81.3
1991-92	Cornelia Gayden	29	88-111	79.3
1992-93	Cornelia Gayden	27	120-146	82.2
1993-94	Cornelia Gayden	27	134-168	79.8
1994-95	Cornelia Gayden	27	114-147	77.6
1995-96	Pietra Gay	31	132-168	78.6
1996-97	Katrina Hibbert	30	49-57	86.0
1997-98	Katrina Hibbert	32	97-112	86.6
1998-99	Latasha Dorsey	30	101-138	78.9
1999-00	Katrina Hibbert	32	42-55	76.4
2000-01	Kisha James	31	46-56	82.1
2001-02	Doneeka Hodges	30	92-119	77.3
2002-03	Seimone Augustus	34	79-89	88.8
2003-04	Seimone Augustus	34	100-111	90.1

2004-05	Seimone Augustus	36	113-130	86.9
2005-06	Erica White	34	71-89	79.8
2006-07	RaShonta LeBlanc	38	38-50	76.0
2007-08	Erica White	36	90-118	76.3
2008-09	LaSondra Barrett	30	86-119	72.3
2009-10	LaSondra Barrett	31	141-167	75.0
2010-11	Adrienne Webb	32	48-67	71.6
2011-12	LaSondra Barrett	34	177-236	75.0
2012-13	Adrienne Webb	33	86-107	80.4
2013-14	Jeanne Kenney	33	75-82	91.5
2014-15	Danielle Ballard	17	62-85	72.9



Team Records

Most Rebounds • Game

1 • 78 • vs. New Orleans • 02/23/77
2 • 77 • vs. Southern • 02/24/77
3 • 72 • vs. Baylor • 03/24/77

Most Rebounds • Season

1 • 1,849 • 1977-78
2 • 1,427 • 2004-05
3 • 1,419 • 1979-80

Highest Rebounding Average • Season

1 • 47.8 • 1978-79
2 • 46.2 • 1977-78
3 • 45.3 • 1994-95

Fewest Rebounds • Game

1 • 16 • vs. #16 Vanderbilt • 03/02/01
2 • 19 • at Alabama • 02/16/80
3 • 20 • at #9 Penn State • 11/21/03

Fewest Rebounds • Season

1 • 1,050 • 1992-93
2 • 1,056 • 2000-01
3 • 1,081 • 2001-02

Lowest Rebounding Average • Season

1 • 34.1 • 2000-01
2 • 34.8 • 1999-2000
3 • 36.0 • 2001-02

Career Leaders

	REBOUNDS	PLAYER	SEASONS	GAMES	AVG.
1.	1,570	Sylvia Fowles	2004-08	144	10.9
2.	1,466	Julie Gross	1976-80	131	11.2
3.	1,032	Maree Jackson	1976-78	70	14.7
4.	1,017	Joanette Boutte	1975-80	121	8.4
5.	934	Ramona Dozier	1980-84	117	8.0
6.	894	Cornelia Gayden	1991-95	110	8.1
7.	845	Alisha Jones	1983-87	101	8.4
8.	840	DeTrina White	1998-2003	107	7.9
9.	834	Barbara Henderson	1988-92	120	7.0
10.	813	LaSondra Barrett	2008-12	126	6.5

Season Leaders

	REBOUNDS	PLAYER	SEASONS	GAMES	AVG.
1.	539	Maree Jackson	1977-78	40	13.5
2	493	Maree Jackson	1976-77	30	16.4
3	477	Sylvia Fowles	2006-07	38	12.6
4	463	Julie Gross	1976-77	40	11.6
5	459	Julie Gross	1977-78	40	11.5
6.	407	Sylvia Fowles	2005-06	35	11.6
7.	402	Joanette Boutte	1975-76	29	13.9
8.	373	Thelma McCoy	1975-76	29	12.8
9.	361	Sylvia Fowles	2007-08	35	10.3
10.	325	Sylvia Fowles	2004-05	36	9.0

By Class

Freshman

	REBOUNDS	PLAYER	SEASON	GAMES	AVG.
1.	493	Maree Jackson	1976-77	30	16.4

Sophomore

	REBOUNDS	PLAYER	SEASON	GAMES	AVG.
1.	539	Maree Jackson	1977-78	40	13.5

Junior

	REBOUNDS	PLAYER	SEASON	GAMES	AVG.
1.	477	Sylvia Fowles	2006-07	38	12.6

Senior

	REBOUNDS	PLAYER	SEASON	GAMES	AVG.
1.	361	Sylvia Fowles	2007-08	35	10.3

Single Game Leaders

	REBOUNDS	PLAYER	OPPONENT	DATE
1.	27	Maree Jackson	Southeastern Louisiana	01/24/78
	27	Maree Jackson	vs. Northwestern State	02/26/77
3.	26	Maree Jackson	vs. Baylor	03/12/77
4.	25	Julie Gross	vs. Southern	02/24/77
	25	Maree Jackson	Louisiana-Monroe	02/18/77
	25	Maree Jackson	Louisiana Tech	02/01/77
7.	24	Maree Jackson	vs. #10 Texas	03/10/77
	24	Maree Jackson	#20 Louisiana Tech	02/25/78
9.	23	Maree Jackson	Alabama	02/05/77
10.	22	Sylvia Fowles	#22 Vanderbilt	01/26/06
	22	Many Others		

Year-by-Year Leaders • Minimum 150 rebounds

YEAR	PLAYER	GAMES	REBOUNDS	AVERAGE
1976-77	Maree Jackson	30	493	16.4
1977-78	Maree Jackson	40	539	13.5
1978-79	Julie Gross	24	258	10.8
1979-80	Julie Gross	30	286	9.5
1980-81	Ramona Dozier	31	205	6.6
1981-82	Madeline Doucet	26	208	8.0
1982-83	Ramona Dozier	25	244	9.8
1983-84	Ramona Dozier	30	268	8.9
1984-85	Alisha Jones	29	254	8.8
1985-86	Alisha Jones	28	237	8.5
1986-87	Karen Linder	28	250	8.9
1987-88	Karen Linder	29	250	8.6
1988-89	Dee Dee Franklin	28	217	7.8
1989-90	Sheila Johnson	29	244	8.4
1990-91	Sheila Johnson	31	286	9.2
1991-92	Barbara Henderson	29	231	8.0
1992-93	Cornelia Gayden	27	232	8.4
1993-94	Cornelia Gayden	27	251	9.3
1994-95	Cornelia Gayden	27	226	8.4
1995-96	Toni Gross	28	211	7.5
1996-97	Toni Gross	28	194	6.7
1997-98	Katrina Hibbert	32	194	6.1
1998-99	DeTrina White	30	247	8.2
1999-00	DeTrina White	32	283	8.8
2000-01	Marie Ferdinand	31	158	5.1
2001-02	Aiysha Smith	30	230	7.7
2002-03	Aiysha Smith	34	189	5.6
2003-04	Seimone Augustus	35	210	6.0
2004-05	Sylvia Fowles	36	325	9.0
2005-06	Sylvia Fowles	35	407	11.6
2006-07	Sylvia Fowles	38	477	12.6
2007-08	Sylvia Fowles	35	361	10.3
2008-09	LaSondra Barrett	30	171	5.7
2009-10	LaSondra Barrett	31	205	6.6
2010-11	LaSondra Barrett	32	195	6.3
2011-12	LaSondra Barrett	34	242	7.1
2012-13	Theresa Plaisance	34	282	8.3
2013-14	Theresa Plaisance	34	269	7.9
2014-15	Raigyne Moncrief	31	207	6.7



## Team Records

## Most Assists • Game

1 • 38 • UNC-Asheville • 11/23/99

2 • 32 • 3x Last: at Arkansas • 01/10/08

## Most Assists • Season

1 • 645 • 2007-08

2 • 642 • 1999-2000

3 • 635 • 2002-03

## Fewest Assists • Game

1 • 2 • at #4 Louisville • 03/30/14

1 • 2 • at #12 Auburn • 01/28/84

1 • 2 • at #7 Tennessee • 01/29/79

## Fewest Assists • Season

1 • 345 • 2014-15

2 • 350 • 1978-79

3 • 370 • 1992-93

## Most Turnovers • Game

1 • 38 • Louisiana-Lafayette • 02/02/94

1 • 38 • #4 Texas • 03/08/80

3 • 37 • Southern • 01/26/80

## Most Turnovers • Season

1 • 657 • 2011-12

1 • 657 • 1985-86

3 • 649 • 1980-81

## Fewest Turnovers • Game

1 • 3 • Arkansas • 02/28/08

2 • 5 • New Orleans • 12/30/07

2 • 5 • #3 Tennessee • 02/23/03

## Fewest Turnovers • Season

1 • 395 • 2009-10

2 • 405 • 2001-02

3 • 419 • 2008-09

## Career Leaders

	ASSISTS	PLAYER	SEASONS	GAMES	AVG.
1.	945	Temeka Johnson	2001-05	129	7.3
2.	570	Pokey Chatman	1987-91	120	4.8
3.	519	Erica White	2004-08	128	4.1
4.	467	Katrina Hibbert	1996-2000	124	3.8
5.	430	Jeanetta Burns	1984-88	117	3.7
6.	429	Joyce Walker	1980-84	117	3.7
7.	420	LeNette Caldwell	1975-78	117	3.6
8.	391	Rhonda Hawthorne	1982-86	83	4.7
9.	384	Marie Ferdinand	1997-2001	120	3.2
	384	Latasha Dorsey	1996-99	123	3.1

## Season Leaders

	ASSISTS	PLAYER	SEASONS	GAMES	AVG.
1.	289	Temeka Johnson	2003-04	35	8.3
2.	278	Temeka Johnson	2004-05	36	7.7
3.	201	Brenda McGuffee	1976-77	37	5.4
4.	199	Temeka Johnson	2002-03	34	5.9
5.	184	Erica White	2005-06	34	5.4
6.	179	Temeka Johnson	2001-02	24	7.5
7.	170	Marie Ferdinand	1999-2000	32	5.3
8.	169	Brenda McGuffee	1977-78	40	4.8
9.	165	Katrina Hibbert	1999-2000	32	5.2
10.	160	LeNette Caldwell	1976-77	37	4.3

## By Class

## Freshman

	ASSISTS	PLAYER	SEASON	GAMES	AVG.
1.	148	Rhonda Hawthorne	1982-83	27	5.5

## Sophomore

	ASSISTS	PLAYER	SEASON	GAMES	AVG.
1.	184	Erica White	2005-06	34	5.4

## Junior

	ASSISTS	PLAYER	SEASON	GAMES	AVG.
1.	199	Temeka Johnson	2002-03	32	5.9

## Senior

	ASSISTS	PLAYER	SEASON	GAMES	AVG.
1.	289	Temeka Johnson	2003-04	35	8.3

## Single Game Leaders

	ASSISTS	PLAYER	OPPONENT	DATE
1.	17	Temeka Johnson	vs. #21 Georgia	03/05/05
2.	15	Temeka Johnson	vs. Liberty	03/26/05
	15	Temeka Johnson	Florida	02/27/05
	15	Temeka Johnson	Arkansas	02/12/04
	15	Temeka Johnson	at Ole Miss	01/17/02
6.	14	Erica White	#22 Vanderbilt	01/26/06
	14	Temeka Johnson	#18 Florida	01/10/02
	14	Brenda McGuffee	Alabama	02/05/77
9.	13	Temeka Johnson	at #13 Minnesota	12/14/04
	13	Temeka Johnson	vs. #4 Texas	03/27/04
	13	Temeka Johnson	#22 Rutgers	12/02/03
	13	Temeka Johnson	at Arkansas	02/10/02
	13	Temeka Johnson	Auburn	02/07/02
	13	Katrina Hibbert	UNC-Ashville	11/23/99

## Year-by-Year Leaders • Minimum 70 assists

YEAR	PLAYER	GAMES	ASSISTS	AVERAGE
1977-78	Brenda McGuffee	40	169	4.8
1978-79	Lisa Brewer	25	82	3.3
1979-80	Paula Hayden	34	132	3.9
1980-81	Jackie White	31	139	4.5
1981-82	Joyce Walker	30	124	4.1
1982-83	Rhonda Hawthorne	27	148	5.5
1983-84	Rhonda Hawthorne	30	147	4.9
1984-85	Rhonda Hawthorne	26	81	3.1
1985-86	Jeanetta Burns	33	128	3.9
1986-87	Jeanetta Burns	28	119	4.3
1987-88	Jeanetta Burns	29	146	5.0
1988-89	Pokey Chatman	30	146	4.9
1989-90	Pokey Chatman	30	152	5.1
1990-91	Pokey Chatman	31	157	5.1
1991-92	Miriam Farr	29	74	2.6
1992-93	Miriam Farr	20	77	3.9
1993-94	Miriam Farr	27	113	4.2
1994-95	Cornelia Gayden	27	87	3.2
1995-96	Pietra Gay	31	126	4.1
1996-97	Pietra Gay	28	116	4.1
1997-98	Latasha Dorsey	32	122	3.8
1998-99	Katrina Hibbert	30	142	4.7
1999-00	Marie Ferdinand	32	170	5.3
2000-01	Marie Ferdinand	31	107	3.5
2001-02	Temeka Johnson	24	179	7.5
2002-03	Temeka Johnson	34	199	5.9
2003-04	Temeka Johnson	35	289	8.3
2004-05	Temeka Johnson	36	278	7.7
2005-06	Erica White	34	184	5.4
2006-07	Erica White	37	158	4.3
2007-08	Erica White	36	156	4.3
2008-09	Allison Hightower	30	90	3.0
2009-10	Katherine Graham	31	108	3.5
2010-11	Katherine Graham	32	102	3.2
2011-12	LaSondra Barrett	34	92	2.7
2012-13	Jeanne Kenney	32	137	4.3
2013-14	Jeanne Kenney	33	115	3.5
2014-15	Raigyne Moncrief	31	76	2.5



### Team Records

#### Most Blocks • Game

1 • 18 • at Nicholls State • 12/02/81  
2 • 17 • Southeastern Louisiana • 02/12/81  
3 • 13 • Southern Miss • 02/07/81

#### Most Blocks • Season

1 • 220 • 2004-05  
2 • 209 • 2006-07  
3 • 176 • 2002-03

#### Fewest Blocks • Game

1 • 0 • Several Times • Last: #9 Texas A&M • 03/01/15

#### Fewest Blocks • Season

1 • 43 • 1994-95  
2 • 49 • 1992-93  
3 • 63 • 1991-92

### Career Leaders

	BLOCKS	PLAYER	SEASONS	GAMES	AVG.
1.	321	Sylvia Fowles	2004-08	144	2.2
2.	178	Julie Gross	1978-80	54	3.3
3.	148	Heidi Olsen	1980-83	74	2.0
4.	147	Theresa Plaisance	2010-14	123	1.2
5.	138	Shanece McKinney	2010-14	117	1.2
6.	100	Taylor Turnbow	2008-12	121	0.8
	100	DeTrina White	1998-2003	107	0.9
8.	93	Dee Dee Franklin	1988-89	28	3.3
9.	89	Allison Hightower	2006-10	136	0.7
	89	Alisha Jones	1983-87	101	0.9

### Season Leaders

	BLOCKS	PLAYER	SEASONS	GAMES	AVG.
1.	105	Heidi Olsen	1982-83	27	3.9
2.	100	Julie Gross	1979-80	30	3.3
3.	99	Sylvia Fowles	2004-05	36	2.8
4.	93	Dee Dee Franklin	1988-89	28	3.3
5.	85	Theresa Plaisance	2012-13	34	2.5
6.	78	Sylvia Fowles	2006-07	38	2.1
	78	Julie Gross	1978-79	24	3.3
8.	75	Sylvia Fowles	2005-06	35	2.1
9.	69	Sylvia Fowles	2007-08	35	2.0
10.	56	Shanece McKinney	2013-14	34	1.6

### By Class

#### Freshman

	BLOCKS	PLAYER	SEASON	GAMES	AVG.
1.	99	Sylvia Fowles	2004-05	36	2.8

#### Sophomore

	BLOCKS	PLAYER	SEASON	GAMES	AVG.
1.	75	Sylvia Fowles	2005-06	36	2.1

#### Junior

	BLOCKS	PLAYER	SEASON	GAMES	AVG.
1.	93	Dee Dee Franklin	1988-89	28	3.3

#### Senior

	BLOCKS	PLAYER	SEASON	GAMES	AVG.
1.	105	Heidi Olsen	1982-83	27	3.9

### Single Game Leaders

	BLOCKS	PLAYER	OPPONENT	DATE
1.	9	Theresa Plaisance	at Alabama	03/02/14
	9	Cheri Graham	at Nicholls State	12/02/81
3.	8	Theresa Plaisance	Tulane	12/09/12
	8	Dee Dee Franklin	at #15 Purdue	03/19/89
	8	Dee Dee Franklin	Kentucky	02/14/89
6.	7	Theresa Plaisance	at Florida International	11/25/12
	7	Taylor Turnbow	#25 Xavier	11/26/08
	7	Sylvia Fowles	vs. #8 Tennessee	03/05/06
	7	Dee Dee Franklin	vs. Vanderbilt	03/04/89
	7	Heidi Olsen	Southeastern Louisiana	02/12/81
	7	Julie Gross	#4 Texas	03/08/80
	7	Julie Gross	#2 Louisiana Tech	03/07/80
	7	Julie Gross	Southeastern Louisiana	03/05/80
	7	Julie Gross	Southeastern Louisiana	02/05/79
	7	Julie Gross	#3 Tennessee	01/09/78

### Year-by-Year Leaders

YEAR	PLAYER	GAMES	BLOCKS	AVERAGE
1978-79	Julie Gross	24	78	3.3
1979-80	Julie Gross	30	100	3.3
1980-81	Heidi Olsen	29	38	1.3
1981-82	Cheri Graham	31	47	1.5
1982-83	Heidi Olsen	27	105	3.9
1983-84	Alisha Jones	29	18	0.6
1984-85	Alisha Jones	29	34	1.2
1985-86	Natalie Randall	33	31	0.9
1986-87	Tammie Gayten	27	23	0.8
1987-88	Carla Hough	29	32	1.1
1988-89	Dee Dee Franklin	28	93	3.3
1989-90	Wendi Widdle	30	24	0.8
1990-91	Tara Curtis	31	26	0.8
1991-92	Wendi Widdle	29	20	0.7
1992-93	Tarleshia Brown	21	17	0.8
1993-94	Candice Brookins	22	21	0.9
1994-95	Katina Smith	21	10	0.5
1995-96	Toni Gross	28	26	0.9
1996-97	Toni Gross	29	45	1.5
1997-98	Aga Cieslak	31	49	1.5
1998-99	DeTrina White	30	28	0.9
1999-00	DeTrina White	32	32	1.0
2000-01	Ke-Ke Tardy	28	27	1.0
2001-02	Aiysha Smith	30	24	0.8
2002-03	Crystal White	24	44	1.8
2003-04	Seimone Augustus	35	25	0.7
	Tillie Willis	35	25	0.7
2004-05	Sylvia Fowles	36	99	2.8
2005-06	Sylvia Fowles	36	75	2.1
2006-07	Sylvia Fowles	38	78	2.1
2007-08	Sylvia Fowles	35	69	2.0
2008-09	Allison Hightower	30	35	1.2
2009-10	Jasmine Nelson	28	29	1.0
2010-11	Taylor Turnbow	32	35	1.1
2011-12	Shanece McKinney	27	27	1.0
2012-13	Theresa Plaisance	34	85	2.5
2013-14	Shanece McKinney	34	56	1.6
2014-15	Raigyne Moncrief	31	17	0.6





Team Records

Most Steals • Game

1 • 27 • vs. Southern Miss • 11/21/04
2 • 25 • at Lynn University • 12/18/96
2 • 25 • Louisiana-Lafayette • 02/05/96

Most Steals • Season

1 • 412 • 2007-08
2 • 401 • 2004-05
3 • 385 • 2006-07

Fewest Steals • Game

1 • 0 • at Arkansas • 02/20/11
2 • 1 • Several Times • Last: San Diego State • 03/18/12

Fewest Steals • Season

1 • 196 • 2010-11
2 • 238 • 1981-82
3 • 241 • 1991-92

Career Leaders

	STEALS	PLAYER	SEASONS	GAMES	AVG.
1.	346	Pokey Chatman	1987-91	120	2.9
2.	326	Joyce Walker	1980-84	117	2.8
3.	258	Latasha Dorsey	1996-99	123	2.1
4.	254	Katrina Hibbert	1996-2000	124	2.0
5.	239	Marie Ferdinand	1997-2001	120	2.0
6.	238	Temeka Johnson	2001-05	129	1.8
7.	231	Scholanda Hoston	2001-06	135	1.7
8.	218	Sylvia Fowles	2004-08	144	1.5
9.	196	Cornelia Gayden	1991-95	110	1.8
10.	194	Erica White	2004-08	128	1.5
	194	Danielle Ballard	2012-15	81	2.3

Season Leaders

	STEALS	PLAYER	SEASONS	GAMES	AVG.
1.	100	Danielle Ballard	2012-13	34	2.9
2.	93	Marie Ferdinand	1999-2000	32	2.9
3.	91	Pokey Chatman	1990-91	31	2.9
4.	90	Pokey Chatman	1988-89	30	3.0
5.	86	Joyce Walker	1980-81	30	2.9
6.	85	Joyce Walker	1983-84	30	2.8
7.	84	Pokey Chatman	1989-90	30	2.8
8.	81	Pokey Chatman	1987-88	29	2.8
	81	Elaine Powell	1995-96	32	2.5
10.	79	Joyce Walker	1981-82	30	2.6

By Class

Freshman

	STEALS	PLAYER	SEASON	GAMES	AVG.
1.	100	Danielle Ballard	2012-13	34	2.9

Sophomore

	STEALS	PLAYER	SEASON	GAMES	AVG.
1.	90	Pokey Chatman	1988-89	30	3.0

Junior

	STEALS	PLAYER	SEASON	GAMES	AVG.
1.	93	Marie Ferdinand	1999-2000	32	2.9

Senior

	STEALS	PLAYER	SEASON	GAMES	AVG.
1.	91	Pokey Chatman	1990-91	31	2.9

Single Game Leaders

	STEALS	PLAYER	OPPONENT	DATE
1.	10	Cornelia Gayden	Louisiana-Lafayette	02/07/95
2.	9	Bonita Branch	at New Orleans	01/30/86
	9	Joyce Walker	at Florida	02/06/83
4.	8	Katrina Hibbert	#10 Florida	01/24/98
5.	7	Danielle Ballard	Ole Miss	01/29/15
	7	Raigyne Moncrief	Louisiana Tech	12/03/14
	7	Raigyne Moncrief	vs. Rutgers	11/29/13
	7	Danielle Ballard	Grambling State	12/19/12
	7	LaSondra Barrett	Alabama	01/08/12
	7	Scholanda Hoston	North Texas	11/30/04
	7	Temeka Johnson	#20 UC Santa Barbara	02/15/03
	7	Cornelia Gayden	at Notre Dame	12/19/93
	7	Joyce Walker	at Princeton	01/10/84
	7	Rhonda Hawthorne	at Tulane	12/10/83
	7	Joyce Walker	at #20 Ole Miss	02/22/82
	7	Joyce Walker	Southeastern Louisiana	02/12/81

Year-by-Year Leaders

YEAR	PLAYER	GAMES	STEALS	AVERAGE
1980-81	Joyce Walker	30	86	2.9
1981-82	Joyce Walker	30	79	2.6
1982-83	Joyce Walker	27	76	2.8
1983-84	Joyce Walker	30	85	2.8
1984-85	Rhonda Hawthorne	26	46	1.8
1985-86	Lesa Thornton	33	67	2.0
1986-87	Lesa Thornton	28	59	2.1
1987-88	Pokey Chatman	29	81	2.8
1988-89	Pokey Chatman	30	90	3.0
1989-90	Pokey Chatman	30	84	2.8
1990-91	Pokey Chatman	31	91	2.9
1991-92	Cornelia Gayden	29	43	1.5
	Miriam Farr	29	43	1.5
1992-93	Roberta LaCaze	27	60	2.2
1993-94	Cornelia Gayden	27	63	2.3
1994-95	Cornelia Gayden	27	45	1.7
1995-96	Elaine Powell	32	81	2.5
1996-97	Elaine Powell	29	70	2.4
1997-98	Katrina Hibbert	32	77	2.4
1998-99	Latasha Dorsey	30	75	2.5
1999-00	Marie Ferdinand	32	93	2.9
2000-01	Marie Ferdinand	31	76	2.5
2001-02	Aiysha Smith	30	58	1.9
2002-03	Temeka Johnson	34	69	2.0
2003-04	Temeka Johnson	35	64	1.8
2004-05	Scholanda Hoston	36	78	2.2
2005-06	Sylvia Fowles	35	66	1.9
2006-07	Erica White	37	72	1.9
2007-08	Erica White	36	69	1.9
2008-09	Allison Hightower	30	57	1.9
2009-10	Allison Hightower	31	63	2.0
2010-11	Katherine Graham	32	50	1.6
2011-12	LaSondra Barrett	34	46	1.4
2012-13	Danielle Ballard	34	100	2.9
2013-14	Raigyne Moncrief	31	56	1.8
2014-15	DaShawn Harden	30	59	2.0



### GAMES PLAYED

	PLAYER	SEASONS	GAMES
1.	Sylvia Fowles	2004-08	144
2.	Quianna Chaney	2004-08	142
3.	Seimone Augustus	2002-06	140
4.	Allison Hightower	2006-10	136
5.	Scholanda Hoston	2001-06	135
6.	Julie Gross	1976-80	131
7.	Doneeka Hodges	2000-04	130
8.	Jeanne Kenney	2010-14	129
	Adrienne Webb	2009-13	129
	Temeka Johnson	2001-05	129

### GAMES STARTED

	PLAYER	SEASONS	GAMES
1.	Seimone Augustus	2002-06	140
2.	Julie Gross	1976-80	131
3.	Temeka Johnson	2001-05	127
4.	Pokey Chatman	1987-91	119
5.	Joyce Walker	1980-84	117
6.	LaSondra Barrett	2008-12	114
7.	Cornelia Gayden	1991-95	110
8.	Ramona Dozier	1980-84	109
9.	Sylvia Fowles	2004-08	107
10.	Katrina Hibbert	1997-2000	106
	Barbara Henderson	1988-92	106

### NCAA POSTSEASON GAMES PLAYED

	PLAYER	SEASONS	GAMES
1.	Sylvia Fowles	2004-08	20
2.	Seimone Augustus	2002-06	19
	RaShonta LeBlanc	2004-08	19
4.	Quianna Chaney	2004-08	18
	Erica White	2004-08	18
6.	Scholanda Hoston	2001-06	17
7.	Temeka Johnson	2001-05	16
8.	Ashley Thomas	2004-08	15
9.	Allison Hightower	2006-10	14



Temeka Johnson

### OPPONENT RECORDS

#### Most Points • Game

114 • Mississippi College • 1976

#### Fewest Points • Game

19 • Alabama State • 12/07/02

#### Most Rebounds • Game

72 • Louisiana Tech • 01/22/77

#### Fewest Rebounds • Game

15 • SMU • 01/05/81

#### Most Field Goals Made • Game

43 • UNLV • 01/16/81

#### Most Fields Goals Attempted • Game

108 • UNLV • 01/16/81

#### Highest Field Goal Percentage • Game

65.0 (37-57) • Tennessee • 12/10/80

#### Fewest Field Goals Made • Game

7 • Alabama State • 12/07/02

#### Fewest Field Goals Attempted • Game

36 • Tulane • 11/19/14

#### Lowest Field Goal Percentage • Game

13.2 (7-53) • Alabama State • 12/07/02

#### Most 3-Point Goals Made • Game

12 • 6x • Last: Louisville • 03/30/14

#### Most 3-Point Goals Attempted • Game

37 • Wichita State • 11/14/11

#### Fewest 3-Point Goals Made • Game

0 • Many Teams • Last: Rutgers • 11/22/14

#### Fewest 3-Point Goals Attempted • Game

0 • Many Teams • Last: Rutgers • 11/22/14

#### Lowest 3-Point FG Percentage • Game

0.0 • Many Teams • Last: Rutgers • 11/22/14

#### Most Free Throws Made • Game

34 • Alabama • 03/02/14

#### Most Free Throws Attempted • Game

50 • Alabama • 03/02/14

#### Highest Free Throw Percentage • Game

1.000 (11-11) • Vanderbilt • 03/08/03

1.000 (8-8) • Florida • 01/13/05

#### Fewest Free Throws Made • Game

0 • 5x • Last: Florida Gulf Coast • 12/17/13

#### Fewest Free Throws Attempted • Game

0 • 2x • Last: Arkansas • 02/25/10

#### Lowest Free Throw Percentage • Game

0.0 • 5x Last: Florida Gulf Coast • 12/17/13

#### Most Assists • Game

29 • Kentucky • 02/27/82

#### Fewest Assists • Game

0 • Northwestern State • 02/26/77

#### Most Steals • Game

23 • Texas • 03/08/80

#### Fewest Steals • Game

0 • UNLV • 01/29/82

#### Most Blocked Shots • Game

14 • Tennessee • 02/22/10

#### Fewest Blocked Shots • Game

0 • Many Teams • Last: Vanderbilt • 01/19/14

#### Most Turnovers • Game

41 • Centenary • 11/30/82

#### Fewest Turnovers • Game

5 • 2x • Last: Texas • 04/01/03





**Cornelia Gayden** is the only player in school history with multiple triple-doubles, and she is one of only two players in SEC history to achieve the feat twice.



**Katherine Graham** etched her name into LSU history with the school's third triple-double in a 102-101 triple-overtime loss to Ole Miss on Feb. 7, 2010 in Baton Rouge. Graham was the only player in the SEC with a triple-double during the 2009-10 season.

### LSU TRIPLE-DOUBLES

DATE	PLAYER	OPPONENT	STATS
01/02/95	Cornelia Gayden	vs. TCU	43 points, 15 rebounds, 10 assists
02/07/95	Cornelia Gayden	Louisiana-Lafayette	32 points, 15 rebounds, 10 steals
02/07/10	Katherine Graham	Ole Miss	20 points, 10 rebounds, 10 assists

### THE 20-20 CLUB

DATE	PLAYER	OPPONENT	PTS-REB
02/01/77	Maree Jackson	Louisiana Tech	36-25
02/05/77	Maree Jackson	Alabama	31-23
02/18/77	Maree Jackson	Louisiana-Monroe	29-25
02/19/77	Maree Jackson	#15 Southeastern Louisiana	39-22
02/24/77	Maree Jackson	vs. Southern	21-22
02/26/77	Maree Jackson	vs. Northwestern State	47-23
03/12/77	Maree Jackson	vs. Baylor	30-26
03/12/77	Julie Gross	vs. Baylor	33-20
03/24/77	Maree Jackson	vs. Baylor	35-26
11/28/77	Julie Gross	at Northwestern State	25-22
12/15/77	Maree Jackson	vs. Savannah State	39-20
01/24/78	Maree Jackson	Southeastern Louisiana	37-20
02/16/78	Maree Jackson	at Southern	24-22
02/25/78	Maree Jackson	#20 Louisiana Tech	33-24
01/05/94	Cornelia Gayden	Mississippi State	24-21
01/26/06	Sylvia Fowles	#22 Vanderbilt	26-22
02/04/07	Sylvia Fowles	at South Carolina	23-20
02/15/07	Sylvia Fowles	at Arkansas	23-20
04/06/08	Sylvia Fowles	vs. #3 Tennessee	24-20



**Sylvia Fowles**



### INDIVIDUAL SCORING AVERAGE

YEAR	NAME	GAMES	PTS	AVG
2006	Seimone Augustus	35	795	22.7

### INDIVIDUAL 3-POINT FIELD GOALS MADE PER GAME

YEAR	NAME	GAMES	3PM	AVG
1995	Cornelia Gayden	27	105	3.9

### TEAM SCORING DEFENSE


YEAR	TEAM	GAMES	PTS	AVG
2007	LSU	38	1,863	49.0
2008	LSU	37	1,849	50.0

### TEAM FIELD GOAL PERCENTAGE DEFENSE

YEAR	TEAM	GAMES	FGM-FGA	PCT
2007	LSU	38	683-2,082	32.8

### TEAM ASSISTS

YEAR	TEAM	GAMES	AST	AVG
2003	LSU	34	635	18.7



Seimone Augustus



### SCORING

YEAR	NAME	GAMES	PTS	AVG
1982	Joyce Walker	30	747	24.9
1983	Joyce Walker	27	744	27.6
1984	Joyce Walker	26	701	27.0
1993	Cornelia Gayden	27	552	20.4
1994	Cornelia Gayden	27	647	24.0
1995	Cornelia Gayden	27	697	25.8
2006	Seimone Augustus	35	795	22.7
2013	Theresa Plaisance	34	577	17.0

### FIELD GOAL PERCENTAGE

YEAR	NAME	GAMES	FGM-FGA	PCT
1991	Sheila Johnson	31	204-354	57.6
1999	DeTrina White	29	157-252	62.3
2000	DeTrina White	32	163-264	61.7
2008	Sylvia Fowles	35	239-409	58.4

### 3-POINT FIELD GOALS MADE

YEAR	NAME	GAMES	3PM	AVG
1990	Pokey Chatman	30	153	5.1
1991	Pokey Chatman	31	152	4.9
1995	Cornelia Gayden	27	105	3.9

### FREE THROW PERCENTAGE

YEAR	NAME	GAMES	FTM-FTA	PCT
1992	Cornelia Gayden	29	88-111	79.3
1997	Pietra Gay	28	136-162	84.0
1998	Katrina Hibbert	32	97-114	85.1
2003	Seimone Augustus	34	79-89	88.8
2010	LaSondra Barrett	31	141-167	84.4
2013	Adrienne Webb	33	86-107	80.4

### REBOUNDS

YEAR	NAME	GAMES	REB	AVG
1988	Karen Linder	29	250	8.6
2006	Sylvia Fowles	35	407	11.6
2007	Sylvia Fowles	38	477	12.6
2008	Sylvia Fowles	35	361	10.3

### ASSISTS

YEAR	NAME	GAMES	AST	AVG
2002	Temeka Johnson	24	179	7.5
2004	Temeka Johnson	35	289	8.3
2005	Temeka Johnson	36	278	7.7

### STEALS

YEAR	NAME	GAMES	STL	AVG
1983	Joyce Walker	27	76	2.8
2000	Marie Ferdinand	32	93	2.9
2013	Danielle Ballard	34	100	2.9

### BLOCKS

YEAR	NAME	GAMES	BLK	AVG
1983	Heidi Olsen	27	105	3.9
1989	Dee Dee Franklin	28	93	3.3



## FRESHMAN

## POINTS

	NAME	G	PTS	AVG
1.	Maree Jackson (1976-77)	30	831	27.7
2.	Julie Gross (1976-77)	37	685	18.5
3.	Joyce Walker (1980-81)	30	621	20.7
4.	Cornelia Gayden (1991-92)	29	555	19.1
5.	Seimone Augustus (2002-03)	34	504	14.8
6.	Sylvia Fowles (2004-05)	36	426	11.8
7.	Danielle Ballard (2012-13)	34	410	12.1
8.	Jackie White (1980-81)	31	409	13.1
9.	DeTrina White (1998-99)	30	392	13.2
10.	Alisha Jones (1983-84)	29	363	12.5

## REBOUNDS

	NAME	G	REB	AVG
1.	Maree Jackson (1976-77)	30	493	16.4
2.	Julie Gross (1976-77)	37	463	12.5
3.	Sylvia Fowles (2004-05)	36	325	9.0
4.	DeTrina White (1998-99)	30	247	8.2
5.	Alisha Jones (1983-84)	29	230	7.9
6.	Danielle Ballard (2012-13)	34	220	6.5
7.	Madeline Doucet (1981-82)	26	208	8.0
8.	Leslie Sacre (1980-81)	32	207	6.5
9.	Ramona Dozier (1980-81)	31	205	6.6
10.	Seimone Augustus (2002-03)	34	187	5.5

## ASSISTS

	NAME	G	AST	AVG
1.	Rhonda Hawthorne (1982-83)	27	148	5.5
2.	Jackie White (1980-81)	31	139	4.5
3.	Pokey Chatman (1987-88)	29	115	4.0
4.	Joyce Walker (1980-81)	30	99	3.3
5.	Danielle Ballard (2012-13)	34	93	2.7
6.	Kelly Skalicky (1981-82)	18	91	5.0
7.	Madeline Doucet (1981-82)	26	86	3.3
8.	Raigyne Moncrief (2013-14)	31	64	2.1
	Seimone Augustus (2002-03)	34	64	1.9
	Katrina Hibbert (1996-97)	30	64	2.1

## STEALS

	NAME	G	STL	AVG
1.	Danielle Ballard (2012-13)	34	100	2.9
2.	Joyce Walker (1980-81)	30	86	2.9
3.	Pokey Chatman (1987-88)	29	81	2.8
4.	Jackie White (1980-81)	31	77	2.5
5.	Rhonda Hawthorne (1982-83)	27	73	2.7
6.	Roberta LaCaze (1992-93)	27	60	2.2
7.	Raigyne Moncrief (2013-14)	31	56	1.8
	Latasha Dorsey (1995-96)	31	56	1.8
8.	Sylvia Fowles (2004-05)	36	51	1.4
9.	Katrina Hibbert (1996-97)	30	48	1.6

## SOPHOMORE

## POINTS

	NAME	G	PTS	AVG
1.	Maree Jackson (1977-78)	40	1021	25.5
2.	Julie Gross (1977-78)	40	828	20.7
3.	Joyce Walker (1981-82)	30	747	24.9
4.	Seimone Augustus (2003-04)	35	679	19.4
5.	Sylvia Fowles (2005-06)	35	557	15.9
6.	Cornelia Gayden (1992-93)	27	552	20.4
7.	Katrina Hibbert (1997-98)	32	517	16.2
8.	Alisha Jones (1984-85)	29	502	17.3
9.	Pokey Chatman (1988-89)	30	485	16.2
10.	Doneeka Hodges (2001-02)	30	459	15.3

## REBOUNDS

	NAME	G	REB	AVG
1.	Maree Jackson (1977-78)	40	539	13.5
2.	Julie Gross (1977-78)	40	459	11.5
3.	Sylvia Fowles (2005-06)	35	407	11.6
4.	DeTrina White (1999-2000)	32	283	8.8
5.	Alisha Jones (1984-85)	29	254	8.8
6.	Cornelia Gayden (1993-94)	27	232	8.6
7.	Ramona Dozier (1981-82)	31	217	7.0
8.	Joanette Boutte (1977-78)	37	216	5.4
9.	Seimone Augustus (2003-04)	35	210	6.0
10.	Raigyne Moncrief (2014-15)	31	207	6.7

## ASSISTS

	NAME	G	AST	AVG
1.	Erica White (2005-06)	34	184	5.4
2.	Temeka Johnson (2001-02)	24	179	7.5
3.	Brenda McGuffee (1977-78)	40	169	4.8
4.	Rhonda Hawthorne (1983-84)	30	147	4.9
5.	Pokey Chatman (1988-89)	30	146	4.9
6.	Jeanetta Burns (1985-86)	33	128	3.9
7.	Joyce Walker (1981-82)	30	124	4.1
8.	Doneeka Hodges (2001-02)	30	106	3.5
9.	Katrina Hibbert (1997-98)	32	96	3.0
10.	Marie Ferdinand (1998-99)	30	90	3.0
	Jeanne Kenney (2011-12)	32	90	2.8

## STEALS

	NAME	G	STL	AVG
1.	Pokey Chatman (1988-89)	30	90	3.0
2.	Joyce Walker (1981-82)	30	79	2.6
3.	Katrina Hibbert (1997-98)	32	77	2.4
4.	Rhonda Hawthorne (1983-84)	30	72	2.4
5.	Sylvia Fowles (2005-06)	35	66	1.9
6.	Raigyne Moncrief	31	60	1.9
7.	Latasha Dorsey (1996-97)	30	58	1.9
	Marie Ferdinand (1998-99)	30	58	1.9
9.	Seimone Augustus (2003-04)	35	55	1.6
10.	Roberta LaCaze (1993-94)	25	46	1.8
	Madeline Doucet (1982-83)	25	46	1.8

### JUNIOR POINTS

	NAME	G	PTS	AVG
1.	Joyce Walker (1982-83)	27	744	27.6
2.	Rene Moran (1979-80)	34	735	21.6
3.	Seimone Augustus (2004-05)	36	724	20.1
4.	Cornelia Gayden (1993-94)	27	647	24.0
5.	Elaine Powell (1995-96)	32	643	20.1
	Sylvia Fowles (2006-07)	38	643	16.9
7.	Theresa Plaisance (2012-13)	34	577	17.0
8.	Marie Ferdinand (1999-00)	32	560	17.5
9.	Madeline Doucet (1983-84)	30	533	18.3
10.	Pietra Gay (1995-96)	31	532	17.2

### REBOUNDS

	NAME	G	REB	AVG
1.	Sylvia Fowles (2006-07)	38	477	12.6
2.	Theresa Plaisance (2012-13)	34	282	8.3
3.	Julie Gross (1978-79)	24	258	10.8
4.	Cornelia Gayden (1993-94)	27	251	9.3
5.	Karen Linder (1986-87)	28	250	8.9
6.	Ramona Dozier (1982-83)	25	244	9.8
	Sheila Johnson (1989-90)	29	244	8.4
8.	Alisha Jones (1985-86)	28	237	8.5
9.	Aiysha Smith (2001-02)	30	230	7.7
10.	Barbara Henderson (1990-91)	31	222	7.2

### ASSISTS

	NAME	G	AST	AVG
1.	Temeka Johnson (2002-03)	32	199	5.9
2.	Marie Ferdinand (1999-00)	32	170	5.3
3.	Erica White (2006-07)	37	158	4.3
4.	Pokey Chatman (1989-90)	30	152	5.1
5.	Katrina Hibbert (1998-99)	30	142	4.7
6.	Jeanne Kenney (2012-13)	32	137	4.3
7.	Paula Hayden (1979-80)	34	132	3.9
8.	Pietra Gay (1995-96)	31	126	4.1
	Angelia Crockett (1999-00)	30	126	4.2
10.	Elaine Powell (1995-96)	32	123	3.8

### STEALS

	NAME	G	STL	AVG
1.	Marie Ferdinand (1999-00)	32	93	2.9
2.	Pokey Chatman (1989-90)	30	84	2.8
3.	Elaine Powell (1995-96)	32	81	2.5
4.	Scholanda Hoston (2004-05)	36	78	2.2
5.	Joyce Walker (1982-83)	27	76	2.8
6.	Erica White (2006-07)	37	72	1.9
7.	Temeka Johnson (2002-03)	34	69	2.0
	Latasha Dorsey (1997-98)	32	69	2.2
9.	Lesa Thornton (1985-86)	33	67	2.0
10.	Cornelia Gayden (1993-94)	27	63	2.3

### SENIOR POINTS

	NAME	G	PTS	AVG
1.	Seimone Augustus (2005-06)	35	795	22.7
2.	Joyce Walker (1983-84)	30	794	26.5
3.	Cornelia Gayden (1994-95)	27	697	25.8
4.	Marie Ferdinand (2000-01)	31	654	21.1
5.	Sylvia Fowles (2007-08)	35	608	17.4
6.	Pokey Chatman (1990-91)	31	576	18.6
7.	Allison Hightower (2009-10)	31	565	18.2
8.	Quianna Chaney (2007-08)	37	534	14.4
9.	Julie Gross (1979-80)	30	528	17.6
10.	Elaine Powell (1996-97)	29	520	17.9

### REBOUNDS

	NAME	G	REB	AVG
1.	Sylvia Fowles (2007-08)	35	361	10.3
2.	Julie Gross (1979-80)	30	286	9.5
3.	Shelia Johnson (1990-91)	31	286	9.2
4.	Theresa Plaisance (2013-14)	34	269	7.9
5.	Ramona Dozier (1983-84)	30	268	8.9
6.	Joanette Boutte (1979-80)	34	264	7.8
7.	Natalie Randall (1985-86)	33	256	7.7
8.	Karen Linder (1987-88)	29	250	8.6
9.	LaSondra Barrett (2011-12)	34	242	7.1
10.	Barbara Henderson (1991-92)	29	231	8.0

### ASSISTS

	NAME	G	AST	AVG
1.	* Temeka Johnson (2003-04)	35	289	8.3
2.	* Temeka Johnson (2004-05)	36	278	7.7
3.	Katrina Hibbert (1999-00)	32	165	5.2
4.	Pokey Chatman (1990-91)	31	157	5.1
5.	Erica White (2007-08)	36	156	4.3
6.	Jeanetta Burns (1987-88)	29	146	5.0
7.	Latasha Dorsey (1998-99)	30	127	4.2
8.	RaShonta LeBlanc (2007-08)	37	126	3.4
9.	Quianna Chaney (2007-08)	37	121	3.3
10.	Joyce Walker (1983-84)	30	121	4.0

### STEALS

	NAME	G	STL	AVG
1.	Pokey Chatman (1990-91)	31	91	2.9
2.	Joyce Walker (1983-84)	30	85	2.8
3.	Bonita Branch (1985-86)	33	78	2.4
	RaShonta LeBlanc (2007-08)	37	78	2.1
5.	Marie Ferdinand (2000-01)	31	76	2.5
6.	Katrina Hibbert (1999-00)	32	76	2.4
7.	Latasha Dorsey (1998-99)	30	75	2.5
8.	Elaine Powell (1996-97)	29	70	2.4
9.	Erica White (2007-08)	36	69	1.9
10.	* Temeka Johnson (2004-05)	36	67	1.9

\* - rewarded another year of eligibility



100-POINT GAMES

11/25	LSU 109, West Texas State 48	Plainview, Texas
02/19	LSU 101, Southeastern Louisiana 77	Baton Rouge, La.
1977-78		
12/06	LSU 100, Louisiana-Monroe 58	Monroe, La.
01/16	LSU 105, McNeese State 70	Baton Rouge, La.
1978-79		
11/18	LSU 105, Alabama 57	Baton Rouge, La.
11/27	LSU 101, Valdosta State 80	Baton Rouge, La.
1979-80		
02/4	LSU 103, Southeastern Louisiana 76	Baton Rouge, La.
1980-81		
01/16	LSU 110, UNLV 108 (2 OT)	Las Vegas, Nev.
1982-83		
11/30	LSU 105, Centenary 41	Baton Rouge, La.
12/06	LSU 101, Southern 59	Baton Rouge, La.
02/03	LSU 108, Northwestern State 71	Baton Rouge, La.
1983-84		
11/27	LSU 104, New Orleans 88	New Orleans, La.
12/03	LSU 111, Mississippi College 61	Baton Rouge,La.
12/10	LSU 106, Tulane 57	New Orleans, La.
12/21	LSU 103, Northwestern 73	Blacksburg, Va.
01/06	LSU 101, UCLA 87	Baton Rouge, La.
01/26	LSU 100, UNLV 71	Baton Rouge, La.
1984-85		
01/11	LSU 106, Oklahoma City 64	Baton Rouge, La.
01/28	LSU 102, Mississippi State 71	Starkville, Miss.
1985-86		
02/19	LSU 118, Northwestern State 90	Baton Rouge, La.
1990-91		
02/10	Georgia 108, LSU 102 (2 OT)	Baton Rouge, La.
1992-93		
12/01	LSU 100, Southeastern Louisiana 55	Baton Rouge, La.
1995-96		
11/25	LSU 101, Memphis 94 (OT)	Baton Rouge, La.
11/29	LSU 108, Nicholls State 54	Baton Rouge, La.
12/01	LSU 104, Prairie View A&M 28	Baton Rouge, La.
1998-99		
11/17	LSU 100, St. John's 69	Baton Rouge, La.
1999-2000		
12/28	LSU 103, Jackson State 35	Baton Rouge, La.
2001-02		
11/11	LSU 101, Grambling State 58	Baton Rouge, La.
2003-04		
02/08	LSU 103, Alabama 68	Tuscaloosa, Ala.
2005-06		
11/22	LSU 107, Southern 39	Baton Rouge, La.
2006-07		
11/25	LSU 105, Eastern Washington 52	San Antonio, Texas
2009-10		
02/07	Ole Miss 102, LSU 101 (3 OT)	Baton Rouge, La.

LSU'S LARGEST MARGIN OF VICTORY

MG	OPPONENT	SCORE	DATE	SITE
76	Prairie View	104-28	12/01/95	Baton Rouge, La.
73	Centenary	92-19	11/15/09	Baton Rouge, La.
68	Southern	107-39	11/22/05	Baton Rouge, La.
68	Jackson State	103-35	12/28/99	Baton Rouge, La.
64	North Carolina A&T	99-35	01/01/06	Baton Rouge, La.
64	Centenary	105-41	11/30/82	Baton Rouge, La.
62	Houston Baptist	93-31	12/15/09	Baton Rouge, La.
62	Delaware State	94-32	12/28/01	Baton Rouge, La.
61	West Texas State	109-48	11/25/76	Plainview, Texas
56	Mercer	87-31	11/25/01	Baton Rouge, La.
55	McNeese State	83-28	12/20/06	Baton Rouge, La.
55	UNC Asheville	91-36	11/23/99	Baton Rouge, La.
54	Nicholls State	108-54	11/29/95	Baton Rouge, La.
54	Texas-Pan American	99-45	01/06/88	Edinburgh, Texas
53	Eastern Washington	105-52	11/25/06	San Antonio, Texas
53	Mississippi State	84-31	01/20/08	Baton Rouge, La.
53	Nicholls State	88-35	11/30/10	Thibodaux, La.
52	Arkansas-Pine Bluff	80-28	11/21/11	Baton Rouge, La.

LSU'S LARGEST MARGIN OF DEFEAT

MG	OPPONENT	SCORE	DATE	SITE
57	Mississippi College	114-57	1975-76	Clinton, Miss.
52	Vanderbilt	85-33	01/22/95	Nashville, Tenn.
44	Tennessee	92-48	01/29/79	Knoxville, Tenn.
42	Florida	88-46	02/11/95	Gainesville, Fla.
41	Louisiana Tech	91-50	03/07/80	Baton Rouge, La.
39	Tennessee	73-34	02/07/87	Baton Rouge, La.
37	Southeastern Louisiana	106-69	02/14/77	Hammond, La.
36	Tennessee	86-50	01/06/00	Baton Rouge, La.
35	Georgia	88-53	02/20/93	Baton Rouge, La.
34	Penn State	86-52	11/24/00	St. Thomas, V.I.
34	Tennessee	102-68	01/07/95	Baton Rouge, La.
34	Tennessee	95-61	01/07/93	Baton Rouge, La.

SINGLE OT GAMES • 16-12

DATE	SCORE	SITE
01/30/81	Auburn 73, LSU 71	Baton Rouge, La.
01/04/82	LSU 88, Southeastern La. 86	Hammond, La.
01/07/85	LSU 84, Cal Poly-Pomona 79	Baton Rouge, La.
02/01/87	LSU 81, Vanderbilt 79	Nashville, Tenn.
02/17/87	New Orleans 75, LSU 74	Baton Rouge, La.
01/20/88	Alabama 81, LSU 79	Tuscaloosa, Ala.
01/11/90	LSU 80, Kentucky 79	Lexington, Ky.
11/25/90	Iowa 73, LSU 65	Ames, Iowa
11/30/91	LSU 96, Florida State 88	Baton Rouge, La.
03/21/96	LSU 77, Santa Barbara 73	Amarillo, Texas
01/28/97	LSU 75, Tulane 74	Baton Rouge, La.
03/01/97	Tennessee 100, LSU 99	Chattanooga, Tenn.
11/21/97	LSU 68, Oklahoma State 66	Honolulu, Hawaii
01/14/98	Kentucky 74, LSU 71	Cincinnati, Ohio
01/31/99	LSU 63, Auburn 61	Baton Rouge, La.
11/27/99	LSU 68, St. Mary's 65	Moraga, Calif.
11/22/02	LSU 78, Arizona 71	Tucson, Ariz.
01/05/05	Rutgers 51, LSU 49	Piscataway, N.J.
02/16/06	Florida 79, LSU 78	Gainesville, Fla.
11/25/09	LSU 73, Tulane 65	New Orleans, La.
01/10/10	Auburn 64, LSU 62	Baton Rouge, La.
02/04/10	Georgia 49, LSU 46	Athens, Ga.
02/24/11	LSU 54, South Carolina 51	Baton Rouge, La.
11/19/11	Tulane 65, LSU 62	New Orleans, La.
01/24/12	LSU 71, East Tennessee State 68	Johnson City, Tenn.
12/09/12	Tulane 66, LSU 64	Baton Rouge, La.
02/22/13	LSU 78, Missouri 74	Columbia, Mo.
11/17/14	LSU 52, Jackson State 44	Baton Rouge, La.

DOUBLE OT GAMES • 4-2

DATE	SCORE	SITE
01/16/81	LSU 110, UNLV 108	Las Vegas, Nev.
01/19/85	LSU 83, Alabama 76	Tuscaloosa, Ala.
02/10/91	Georgia 108, LSU 102	Baton Rouge, La.
01/11/97	LSU 88, Mississippi 80	Oxford, Miss.
12/16/01	Michigan 86, LSU 81	Baton Rouge, La.
01/15/15	LSU 71, Mississippi State 69	Starkville, Miss.

TRIPLE OT GAMES • 1-1

DATE	SCORE	SITE
02/15/03	LSU 98, Santa Barbara 90	Baton Rouge, La.
02/07/10	Ole Miss 102, LSU 101	Baton Rouge, La.

## LSU VS. RANKED TEAMS • 155-223

YEAR	COACH	RECORD	HIGHEST RANKED WIN
1976-77	Jinks Coleman	5-5	#5 Stephen F. Austin, 76-63
1977-78	Jinks Coleman	7-2	#2 Delta State, 86-76
1978-79	Jinks Coleman	4-7	at #8 Stephen F. Austin, 71-69
1979-80	Barbara Swanner	4-8	#14 UCLA, 73-72
1980-81	Barbara Swanner	0-4	none
1981-82	Barbara Swanner	1-6	#20 Ole Miss, 77-73
1982-83	Sue Gunter	2-4	#16 Ole Miss, 91-75
1983-84	Sue Gunter	4-6	#11 Missouri, 92-82 (NCAA)
1984-85	Sue Gunter	3-5	at #19 Alabama, 83-76 (2OT)
1985-86	Sue Gunter	5-5	#8 Ole Miss, twice
1986-87	Sue Gunter	3-7	#10 Georgia, 84-53
1987-88	Sue Gunter	2-6	at #13 Georgia, 70-56
1988-89	Sue Gunter	5-6	#2 Long Beach State, 78-73
1989-90	Sue Gunter	1-6	#22 Southern Miss, 70-65
1990-91	Sue Gunter	6-5	#3 Georgia, 83-74 (SEC T)
1991-92	Sue Gunter	1-5	#7 Vanderbilt, 76-69
1992-93	Sue Gunter	0-4	none
1993-94	Sue Gunter	0-5	none
1994-95	Sue Gunter	0-9	none
1995-96	Sue Gunter	2-9	#2 Georgia, 73-71 (SEC T)
1996-97	Sue Gunter	5-5	#5 Alabama, 84-74
1997-98	Sue Gunter	2-3	#10 Florida, 67-57
1998-99	Sue Gunter	5-4	#1 Tennessee, 72-69
1999-2000	Sue Gunter	5-5	#2 Georgia, 80-74
2000-01	Sue Gunter	4-10	#6 Purdue, 62-55
2001-02	Sue Gunter	3-9	#3 Tennessee, 81-80 (SEC T)
2002-03	Sue Gunter	13-4	#3 Tennessee, 78-62 (SEC T)
2003-04	Sue Gunter	6-6	#4 Texas, 71-55 (NCAA)
2004-05	Pokey Chatman	8-3	#5 Tennessee, 68-58
2005-06	Pokey Chatman	11-3	at #4 Ohio State, 64-48
2006-07	Pokey Chatman	4-6	#2 Tennessee, 63-54 (SEC T)
	Bob Starkey	1-1	#4 Connecticut, 73-50
2007-08	Van Chancellor	8-5	at #1 Tennessee, 78-62
2008-09	Van Chancellor	2-7	#9 Florida, 66-47
2009-10	Van Chancellor	4-6	at #13 Xavier, 56-47
2010-11	Van Chancellor	2-6	at #9 UCLA, 55-53
2011-12	Nikki Fargas	5-5	#5 Kentucky, 61-51
2012-13	Nikki Fargas	6-6	#7 Kentucky, 77-72
2013-14	Nikki Fargas	2-8	#5 Tennessee, 80-77
2014-15	Nikki Fargas	4-7	#10 Kentucky, 84-79
<b>Coaches Totals</b>	<b>Jinks Coleman</b>	<b>16-14</b>	<b>3 years</b>
	<b>Barbara Swanner</b>	<b>5-18</b>	<b>3 years</b>
	<b>Sue Gunter</b>	<b>77-128</b>	<b>22 years</b>
	<b>Pokey Chatman</b>	<b>23-12</b>	<b>3 years</b>
	<b>Bob Starkey</b>	<b>1-1</b>	<b>1 postseason</b>
	<b>Van Chancellor</b>	<b>16-24</b>	<b>4 years</b>
	<b>Nikki Fargas</b>	<b>17-26</b>	<b>4 years</b>



## LSU VS. NO. 1 RANKED TEAMS • 2-15

DATE	SCORE	SITE
03/26/77	Delta State 68, LSU 55	Minneapolis, Minn.
02/03/79	Old Dominion 85, LSU 76	Norfolk, Va.
01/14/80	Louisiana Tech 84, LSU 56	Baton Rouge, La.
01/14/89	Auburn 57, LSU 43	Baton Rouge, La.
03/05/89	Auburn 75, LSU 65	Albany, Ga.
01/10/93	Vanderbilt 87, LSU 61	Nashville, Tenn.
01/09/94	Tennessee 91, LSU 69	Knoxville, Tenn.
01/07/95	Tennessee 102, LSU 68	Baton Rouge, La.
02/22/98	Tennessee 90, LSU 58	Knoxville, Tenn.
02/21/99	LSU 72, Tennessee 69	Baton Rouge, La.
03/27/00	Connecticut 86, LSU 71	Richmond, Va.
02/14/08	LSU 78, Tennessee 62	Knoxville, Tenn.
02/25/08	Connecticut 74, LSU 69	Baton Rouge, La.
01/03/09	Connecticut 76, LSU 63	Hartford, Conn.
11/28/10	Connecticut 81, LSU 51	Storrs, Conn.
01/04/15	South Carolina 75, LSU 51	Baton Rouge, La.
02/12/15	South Carolina 86, LSU 62	Columbia, S.C.

## MOST APPEARANCES IN FINAL AP POLL

Tennessee	38
Louisiana Tech	25
Georgia	24
Stanford	24
Texas	24
Penn State	23
North Carolina State	21
<b>LSU</b>	<b>19</b>

ASSOCIATED PRESS  
FINAL RANKING

YEAR	RANKING
1976-77	No. 11
1977-78	No. 10
1982-83	No. 20
1983-84	No. 8
1985-86	No. 9
1986-87	No. 14
1989-90	No. 23
1990-91	No. 8
1996-97	No. 9
1998-99	No. 21
1999-00	No. 15
2000-01	No. 18
2001-02	No. 22
2002-03	No. 3
2003-04	No. 19
2004-05	No. 2
2005-06	No. 5
2006-07	No. 12
2007-08	No. 6
2008-09	NR
2009-10	NR
2010-11	NR
2011-12	RV
2012-13	RV
2013-14	RV
2014-15	RV

USA TODAY COACHES  
FINAL RANKING

YEAR	RANKING
1985-86	No. 8
1986-87	No. 19
1988-89	No. 14
1990-91	No. 18
1996-97	No. 12
1998-99	No. 21
1999-00	No. 8
2000-01	No. 20
2001-02	No. 22
2002-03	No. 5
2003-04	No. 3
2004-05	No. 3
2005-06	No. 4
2006-07	No. 4
2007-08	No. 4
2008-09	NR
2009-10	No. 25
2010-11	NR
2011-12	RV
2012-13	No. 22
2013-14	No. 24
2014-15	NR





**Jinks Coleman**  
**1975-79**  
**Record: 91-32 (.740)**

## 1975-76

**Record: 17-14**

DATE	OPPONENT	RESULTS
	Whitworth	L, 64-48
	Stephen F. Austin	L, 60-55
	Louisiana-Lafayette	W, 75-62
	Belhaven	W, 65-48
	State	L, 60-59
	Nicholls State	W, 69-59
	Louisiana-Lafayette	W, 84-55
	McNeese State	W, 62-54
	McNeese State	W, 68-58
	Louisiana-Monroe	W, 76-57
	Louisiana-Lafayette	W, 59-32
	Belhaven	W, 67-42
	Southeastern Louisiana	L, 71-62
	Louisiana-Monroe	L, 72-70
	Mississippi College	L, 114-57
02/10	at Tulane	W, 84-39
	Texas Tech	W, 76-61
	Mississippi College	L, 101-74
02/18	Louisiana Tech	L, 64-49
	Southeastern Louisiana	L, 69-88
	Southeastern Louisiana	L, 84-71
	Nicholls State	W, 95-42
	McNeese State	L, 71-69
	Louisiana-Monroe	W, 83-79

### AIAW State Tournament (New Orleans, La.)

03/04	vs. McNeese State	W, 73-46
03/04	vs. Louisiana Tech	W, 85-77
03/05	vs. Northwestern State	W, 93-90
03/06	vs. Southeastern Louisiana	L, 70-69

### AIAW Regional Tournament

	vs. Oklahoma State	W, 86-60
	vs. Baylor	L, 100-91

## 1976-77

**Record: 29-8 (H: 10-1 • A: 5-4 • N: 14-3)**

### AIAW National Runner-Up • Final AP Ranking: No. 11

DATE	OPPONENT	LSU RANK	RESULTS
<b>Plainview Classic (Plainview, Texas)</b>			
11/25	vs. West Texas State		W, 109-48
11/26	at #2 Wayland Baptist		L, 74-60
11/27	vs. Kansas State		W, 62-57
12/04	#10 Mississippi College		L, 74-68
12/08	Louisiana College		W, 88-65
01/08	at Alabama		W, 81-80
01/10	at Northwestern State		W, 73-64
01/12	at Mississippi State		W, 87-75
01/15	at #18 Memphis State		L, 65-64
01/17	McNeese State		W, 78-64
01/21	at Louisiana-Monroe		W, 88-71
01/22	at Louisiana Tech		L, 66-68
01/27	Louisiana-Lafayette		W, 83-39
01/29	at Louisiana College		W, 91-65
01/31	Tulane		W, 74-42
02/01	Louisiana Tech		W, 92-72
02/04	Northwestern State		W, 83-62
02/05	Alabama		W, 99-75
02/07	Mississippi State		W, 99-82

### Houston Invitational (Houston, Texas)

02/11	vs. Texas Tech	W, 85-65
02/11	vs. Sam Houston State	W, 96-64
02/12	vs. #11 UNLV	W, 92-89
02/12	vs. #19 Baylor	W, 86-80
02/14	at #15 Southeastern Louisiana	L, 106-69
02/18	Louisiana-Monroe	W, 90-68
02/19	#15 Southeastern Louisiana	W, 101-77

### AIAW State Tournament (Ruston, La.)

02/23	vs. New Orleans	W, 85-58
02/24	vs. Southern	W, 73-51
02/25	at Louisiana Tech	L, 101-88
02/26	vs. Northwestern State	L, 87-82

### AIAW Regional Tournament (Monroe, La.)

03/10	vs. #10 Texas	W, 95-67
03/11	vs. #5 Stephen F. Austin	W, 76-63
03/12	vs. Baylor	W, 92-76

### AIAW National Tournament (Minneapolis, Minn.)

03/23	vs. Western Washington	#11	W, 91-53
03/24	vs. Baylor	#11	W, 71-64

### AIAW Final Four (Minneapolis, Minn.)

03/25	vs. #2 Immaculata	#11	W, 74-68
-------	-------------------	-----	----------

### AIAW National Championship Game (Minneapolis, Minn.)

03/26	vs. #1 Delta State	#11	L, 68-55
-------	--------------------	-----	----------

## 1977-78

**Record: 37-3 (H: 14-0 • A: 12-2 • N: 11-1)**

### Final AP Ranking: No. 10

DATE	OPPONENT	LSU RANK	RESULTS
11/21	at Louisiana College		W, 74-73
11/28	at Northwestern State	#2	W, 87-57
11/30	#14 Stephen F. Austin	#2	W, 62-53
12/03	at Louisiana-Lafayette	#2	W, 82-50
12/05	#7 Montclair State	#2	W, 85-80
12/06	at Louisiana-Monroe	#2	W, 100-58
12/07	Louisiana College	#2	W, 75-73
12/10	at Mississippi College	#2	W, 75-73
<b>Mississippi University for Women Tournament (Columbus, Miss.)</b>			
12/15	vs. Savannah State	#2	W, 89-63
12/15	vs. #13 Stephen F. Austin	#2	W, 78-60
12/16	at Miss. U. for Women	#2	W, 95-78
12/17	vs. #5 Tennessee	#2	L, 72-63

### Sugar Bowl Classic (New Orleans, La.)

12/30	vs. #2 Delta State	#4	W, 86-76
01/05	at Alabama	#4	W, 84-60
01/07	Louisiana-Monroe	#4	W, 75-48
01/09	#3 Tennessee	#4	W, 72-62
01/12	at McNeese State	#3	W, 92-81
01/14	at #13 Stephen F. Austin	#3	W, 71-68
01/16	McNeese State	#3	W, 105-70
01/21	Florida	#1	W, 96-46
01/23	Southern	#1	W, 64-57
01/24	Southeastern Louisiana	#1	W, 93-80
01/28	at Ole Miss	#1	W, 84-77
01/31	Mississippi College	#1	W, 77-62
02/03	at Southeastern Louisiana	#1	W, 90-89
02/06	at #3 Tennessee	#1	L, 86-68

### Houston Invitational (Houston, Texas)

02/10	vs. Texas-Arlington	#1	W, 93-55
02/10	vs. Texas Southern	#1	W, 72-55
02/11	vs. Texas Tech	#1	W, 69-63
02/11	vs. Baylor	#1	W, 95-71
02/14	Northwestern State	#1	W, 92-68
02/16	at Southern	#2	W, 75-63
02/18	at Florida	#2	W, 84-48

### AIAW State Tournament (Baton Rouge, La.)

02/23	McNeese State	#2	W, 67-48
02/24	Northwestern State	#2	W, 90-61
02/25	#20 Louisiana Tech	#2	W, 77-59

### AIAW Regional Tournament (Nacogdoches, Texas)

03/08	vs. Lamar	#2	W, 85-64
03/09	vs. Houston	#2	W, 84-65
03/10	at Stephen F. Austin	#2	L, 66-54
03/11	vs. #20 Louisiana Tech	#2	W, 78-76

## 1978-79

**Record: 13-12 (H: 5-2 • A: 5-7 • N: 3-3)**

**Head Coach: Jinks Coleman (first 15 games)**

**Head Coach: Barbara Swanner (last 10 games)**

DATE	OPPONENT	LSU RANK	RESULTS
11/18	Alabama		W, 105-57
11/20	at #8 Stephen F. Austin		W, 71-69
11/27	#13 Valdosta State	#7	W, 101-80
11/29	at Lamar	#7	W, 96-58
12/02	at #9 Delta State	#7	L, 83-59
12/18	UT-Chattanooga	#6	W, 80-54
01/06	vs. Maryland (at NYC)	#6	L, 77-74
01/11	at Long Beach State	#6	L, 80-78
01/12	at Cal State Fullerton	#6	L, 91-89
01/16	at #17 UCLA	#14	L, 95-85
01/20	at McNeese State	#14	W, 81-58
01/24	#7 Tennessee	#17	W, 85-80
01/29	at #7 Tennessee	#17	L, 92-48

### Old Dominion Optimist Classic (Norfolk, Va.)

02/02	vs. Norfolk State	#17	W, 81-48
02/03	at #1 Old Dominion	#17	L, 85-76
02/05	Southeastern Louisiana	#17	L, 96-95
02/09	at #16 Valdosta State	#18	L, 100-81
02/12	Ole Miss		L, 89-73
02/15	at Southeastern Louisiana		W, 84-81
02/19	#14 Delta State		W, 79-67

### AIAW State Tournament (Monroe, La.)

02/22	vs. Northwestern State		W, 74-49
-------	------------------------	--	----------

02/23	at Louisiana-Monroe	W, 87-61
02/24	vs. #4 Louisiana Tech	L, 96-80

### AIAW Regional Tournament (Tulsa, Okla.)

03/07	vs. Texas Tech	W, 84-56
03/08	vs. #11 Wayland Baptist	L, 83-65



**Barbara Swanner**  
**1979-82**  
**Record: 57-50 (.533)**

## 1979-80

**Record: 17-17 (H: 10-5 • A: 3-8 • N: 4-4)**

DATE	OPPONENT	LSU RANK	RESULTS
<b>Valdosta State Tournament (Valdosta, Ga.)</b>			
11/14	vs. Miss. U. for Women		W, 63-61
11/15	at #15 Valdosta State		W, 85-75
11/19	at #19 Ole Miss		L, 84-68
<b>Detroit Classic (Detroit, Mich.)</b>			
11/23	at Detroit		L, 84-76
11/24	vs. #12 Penn State		W, 83-77
11/27	Tulane		W, 86-56
12/04	Louisiana College	#20	L, 80-64

### Dallas Classic (Dallas, Texas)

12/14	vs. Wayland Baptist		W, 80-78
12/15	vs. Texas A&M		W, 66-52

### Orange Bowl Classic (Miami, Fla.)

12/28	vs. #9 Rutgers		L, 85-69
12/29	vs. Penn State		L, 85-80
01/02	Mississippi State		W, 94-77
01/04	Houston		W, 88-71
01/05	#14 UCLA		W, 73-72
01/07	#16 Delta State		W, 91-70
01/09	at Southeastern Louisiana		W, 76-72
01/14	#1 Louisiana Tech		L, 84-56
01/17	Lamar		L, 87-85
01/19	at #4 Stephen F. Austin		L, 72-62
01/24	at Louisiana College		W, 76-71
01/26	Southern		W, 84-80
01/28	at #4 Tennessee		L, 96-73
01/30	McNeese State		W, 81-63
02/02	at #3 Louisiana Tech		L, 93-61
02/04	Southeastern Louisiana		W, 103-76

### SEC Tournament (Knoxville, Tenn.)

02/07	vs. Auburn		L, 70-64
02/15	at Southern Miss		L, 69-57
02/16	at Alabama		L, 79-58

### AIAW State Tournament (Ruston, La.)

02/19	at Louisiana-Monroe		L, 85-72
02/27	at Delta State		L, 81-64

### AIAW Regional Tournament (Baton Rouge, La.)

03/05	Southeastern Louisiana		W, 87-72
03/06	Wayland Baptist		W, 84-70
03/07	#2 Louisiana Tech		L, 91-50
03/08	#4 Texas		L, 96-73

## 1980-81

**Record: 17-15 (H: 8-6 • A: 7-6 • N: 2-3)**

DATE	OPPONENT	LSU RANK	RESULTS
11/17	Northwestern State		W, 82-57
11/19	Delta State		W, 92-89
11/21	Ole Miss		L, 87-81
11/24	Louisiana College		W, 74-52

### Wayland Classic (Plainview, Texas)

11/26	vs. #13 Oregon		L, 83-67
11/28	vs. Delta State		W, 79-52
11/29	vs. Missouri		L, 69-66
12/03	at Auburn		L, 70-52
12/10	#3 Tennessee		L, 88-73
12/16	at Southern		L, 74-73
12/18	at New Orleans		W, 89-83

### Dallas Classic (Dallas, Texas)

12/19	vs. Wayland Baptist		L, 76-62
12/20	at SMU		W, 75-68
01/02	Texas Tech		W, 71-60
01/03	Alabama		W, 80-68
01/05	SMU		W, 84-63
01/08	at Stanford		W, 85-60
01/11	at #15 Oregon		L, 100-82
01/12	at Portland State		W, 93-77
01/15	vs. Hawaii (at Las Vegas)		W, 95-64
01/16	at UNLV		W, 110-108 (2 OT)

01/20	at Southeastern Louisiana	W, 91-69
01/24	#17 Stephen F. Austin	L, 90-71
01/26	at Tulane	W, 92-79
<b>SEC Tournament (Baton Rouge, La.)</b>		
01/30	Auburn	L, 73-71 (OT)
02/04	at McNeese State	L, 88-77
02/07	Southern Miss	L, 87-70
02/09	at Mississippi State	L, 73-63
02/12	Southeastern Louisiana	W, 95-59
02/17	Nicholls State	W, 91-63
<b>ATAW State Tournament (Hammond, La.)</b>		
02/24	at Southeastern Louisiana	L, 80-67
<b>ATAW Regional Tournament (Baton Rouge, La.)</b>		
03/07	at Southern	L, 83-67

## 1981-82

**Record: 18-13 (H: 6-4 • A: 9-8 • N: 3-1)**

DATE	OPPONENT	LSU RANK	RESULTS
11/23	McNeese State		L, 75-74
11/25	at Concordia College		W, 73-61
11/27	at North Dakota State		W, 79-70
11/28	at Minnesota		L, 75-73
11/30	at Northwestern State		L, 75-61
12/02	at Nicholls State		W, 95-75
12/05	Tulane		W, 87-52
12/08	at Louisiana College		W, 84-50
<b>Giusti Tournament of Champions (Portland, Ore.)</b>			
12/16	vs. #13 Oregon		L, 63-59
12/17	vs. California		W, 65-56
12/18	vs. Washington State		W, 78-59
01/04	at Southeastern Louisiana		W, 88-86 (OT)
01/07	East Carolina		W, 85-70
01/09	Mississippi State		W, 87-71
01/12	at UCLA		L, 81-63
01/13	at Cal State Los Angeles		W, 68-64
01/16	at UNLV		W, 91-71
01/20	#20 Auburn		L, 77-71
01/23	at Delta State		W, 71-64
01/27	Ole Miss		L, 73-72
01/29	UNLV		W, 85-55
02/03	New Orleans		L, 79-73
02/06	at Mississippi State		W, 67-47
02/09	Southeastern Louisiana		W, 65-61
02/13	at Alabama		L, 80-78
02/17	at #20 Auburn		L, 78-58
02/20	Alabama		W, 76-64
02/22	at #20 Ole Miss		L, 65-63
<b>SEC Tournament (Lexington, Ky.)</b>			
02/26	vs. #20 Ole Miss		W, 77-73
02/27	at #17 Kentucky		L, 85-71
02/28	vs. #18 Georgia		L, 77-66



**Sue Gunter**  
**1982-2004**  
**Record: 442-221 (.667)**

## 1982-83

**Record: 20-7 (6-2 SEC) • H: 12-2 • A: 8-4 • N: 0-1**

**Final AP Ranking: No. 20**

DATE	OPPONENT	LSU RANK	RESULTS
11/27	Tulane		W, 88-60
11/28	Saint Mary's		W, 90-56
11/30	Centenary		W, 105-41
12/04	Middle Tennessee		W, 87-65
12/06	Southern		W, 101-59
12/17	#9 Tennessee		L, 83-73
01/03	Southeastern Louisiana		W, 67-61
01/05	at New Orleans		W, 85-71
01/08	at Houston		L, 77-65
01/10	at Lamar		W, 91-61
01/13	at Mississippi College		W, 87-79
01/15	at #14 Ole Miss		L, 98-69
01/18	Delta State		L, 84-79
01/22	at Alabama		W, 77-73
01/24	at Mississippi State		W, 77-67
01/28	at Southeastern Louisiana		W, 78-57
01/29	#17 Auburn		W, 89-51
02/01	Louisiana College		W, 84-61
02/03	Northwestern State		W, 108-71
02/06	at Florida		W, 83-74
02/09	at Southern Miss		W, 86-80

02/12	#16 Ole Miss		W, 91-75
02/14	at McNeese State	#17	L, 89-88
02/19	Alabama	#19	W, 72-56
02/21	Mississippi State	#19	W, 83-58
02/26	at #14 Auburn	#19	L, 81-72
<b>SEC Tournament (Knoxville, Tenn.)</b>			
03/03	vs. #12 Georgia	#19	L, 79-78

## 1983-84

**Record: 23-7 (5-3 SEC) • H: 10-1 • A: 9-6 • N: 4-0**

**NCAA Sweet 16 • Final AP Ranking: No. 8**

DATE	OPPONENT	LSU RANK	RESULTS
11/26	at New Orleans	#13	W, 104-88
11/28	at Northwestern State	#13	W, 84-80
11/30	Louisiana-Monroe	#13	W, 86-79
12/03	Mississippi College	#13	W, 111-61
12/05	Mercer	#11	W, 88-67
12/10	at Tulane	#11	W, 106-57

**Converse Christmas Classic (Blacksburg, Va.)**

12/20	vs. Georgetown	#9	W, 97-59
12/21	vs. Northwestern	#9	W, 103-73
12/22	vs. Mississippi State	#9	W, 86-59
01/06	UCLA	#5	W, 101-87
01/09	at LaSalle	#6	W, 94-61
01/10	at Princeton	#6	W, 97-49
01/14	#9 Ole Miss	#6	L, 78-77
01/16	at Delta State	#7	W, 79-78
01/18	at Louisiana-Monroe	#7	L, 90-83
01/21	#15 Alabama	#7	W, 73-61
01/23	Mississippi State	#9	W, 85-61
01/26	UNLV	#9	W, 100-71
01/28	at #12 Auburn	#9	L, 75-73
02/03	at #9 Tennessee	#8	L, 82-80
02/07	New Orleans	#9	W, 94-88
02/11	at #8 Ole Miss	#9	L, 79-65
02/15	at Southern	#10	W, 75-71
02/17	at #20 Alabama	#10	W, 78-74
02/20	at Mississippi State	#9	W, 75-61
02/25	#16 Auburn	#9	W, 67-62

**SEC Tournament (Athens, Ga.)**

03/03	vs. Kentucky	#9	W, 91-81
03/04	at #3 Georgia	#8	L, 84-77

**NCAA Midwest Regional 2nd Round (Baton Rouge, La.)**

03/18	#11 Missouri	#8	W, 92-82
-------	--------------	----	----------

**NCAA Midwest Regional Sweet 16 (Ruston, La.)**

03/23	at #2 Louisiana Tech	#8	L, 92-67
-------	----------------------	----	----------

## 1984-85

**Record: 20-9 (4-4 SEC) • H: 8-4 • A: 4-4 • N: 8-1**

**NWIT Champions**

DATE	OPPONENT	LSU RANK	RESULTS
11/27	Tulane	#9	W, 99-52
<b>Lady Demon Christmas Classic (Natchitoches, La.)</b>			
11/29	vs. Southern Miss	#9	L, 75-74
11/30	vs. Louisiana-Lafayette	#9	W, 77-53
12/04	at UNLV	#11	L, 88-76

**UCLA Miller-Lite Classic (Los Angeles, Calif.)**

12/07	vs. San Francisco	#11	W, 94-54
12/08	vs. New Orleans	#11	W, 86-79
12/12	at #8 Ole Miss	#13	L, 77-69

**Converse Christmas Classic (Blacksburg, Va.)**

12/18	vs. Tennessee-Chattanooga	#16	W, 93-61
12/19	at Virginia Tech	#16	L, 86-77
12/20	vs. Tennessee Tech	#16	W, 86-63
01/05	Kansas State (I)		L, 77-68
01/07	Cal-Poly Pomona		W, 84-79 (OT)
01/09	Alcorn State		W, 87-72
01/11	Oklahoma City		W, 106-64
01/16	at #20 Miami (Fla.)		W, 67-62
01/19	at #19 Alabama		W, 83-76 (2OT)
01/23	Southern		W, 87-63
01/26	#10 Auburn		L, 79-75
01/28	at Mississippi State		W, 102-71
01/30	at New Orleans		W, 99-71
02/06	#20 Alabama		W, 87-76
02/09	#5 Ole Miss		L, 65-53
02/11	at #9 Auburn		L, 67-61
02/13	New Orleans		W, 77-63
02/18	Mississippi State		W, 81-61

**SEC Tournament (Knoxville, Tenn.)**

02/27	at #18 Tennessee		L, 85-78
-------	------------------	--	----------

**NWIT (Amarillo, Texas)**

03/21	vs. West Virginia		W, 69-57
03/22	vs. Texas Tech		W, 71-67
03/23	vs. Florida		W, 74-54

## 1985-86

**Record: 27-6 (6-3 SEC) • H: 14-0 • A: 9-5 • N: 4-1**

**NCAA Elite Eight • Final AP Ranking: No. 9**

DATE	OPPONENT	LSU RANK	RESULTS
11/23	Oregon	#19	W, 71-61
11/25	at Southeastern Louisiana	#19	W, 75-45

**Crawfish Classic (Baton Rouge, La.)**

11/29	Baylor	#19	W, 74-39
11/30	#14 Iowa	#19	W, 57-56
12/04	at Alcorn State	#14	W, 91-74
12/14	Texas A&M	#13	W, 82-54
12/16	at Kansas State	#12	L, 50-48
12/21	Lamar	#12	W, 57-36
12/30	at Southern	#12	W, 66-45
01/04	Mississippi State	#12	W, 67-45
01/07	Southeastern Louisiana	#12	W, 63-39

**East Carolina Lady Pirate Classic (Greenville, N.C.)**

01/10	vs. Miami (Fla.)	#12	W, 94-54
01/11	at East Carolina	#12	W, 70-65
01/13	#8 Ole Miss	#10	W, 58-57
01/18	Vanderbilt	#10	W, 91-80
01/20	at #11 Tennessee	#8	L, 60-50
01/22	Louisiana-Lafayette	#8	W, 74-45
01/25	at #10 Auburn	#8	L, 84-63
01/28	at Kentucky	#12	W, 76-63
01/30	at New Orleans	#12	W, 70-65
02/02	at #2 Georgia	#13	L, 90-66
02/08	at Alabama	#13	W, 83-82
02/12	New Orleans	#12	W, 89-65
02/15	at #8 Ole Miss	#12	W, 74-62
02/19	Northwestern State	#12	W, 118-90
02/22	Florida	#12	W, 69-34
02/24	at Tulane	#12	W, 74-65

**SEC Tournament (Athens, Ga.)**

03/01	vs. Kentucky	#12	W, 67-66
03/02	vs. #20 Vanderbilt	#9	W, 83-60
03/03	at #2 Georgia	#9	L, 94-72

**NCAA Midwest Regional 2nd Round (Baton Rouge, La.)**

03/16	Middle Tennessee	#9	W, 78-65
-------	------------------	----	----------

**NCAA Midwest Regional Sweet 16 Elite 8 (Iowa City, Iowa)**

03/20	vs. #12 Ohio State	#9	W, 81-80
03/22	vs. #15 Tennessee	#9	L, 67-65

## 1986-87

**Record: 20-8 (6-3 SEC) • H: 10-4 • A: 8-2 • N: 2-2**

**NCAA Tournament • Final AP Ranking: No. 14**

DATE	OPPONENT	LSU RANK	RESULTS
<b>Crawfish Classic (Baton Rouge, La.)</b>			
11/28	Drake	#11	W, 76-50
11/29	North Carolina	#11	W, 79-63
11/30	at Louisiana-Lafayette	#11	W, 84-68
12/13	Jackson State	#10	W, 96-60
12/15	Grambling State	#10	W, 71-56
12/17	at Lamar	#10	W, 86-50
12/19	at Texas A&M	#10	W, 86-75
12/29	Tulane	#9	W, 91-53

**Miami-Burger King Classic (Miami, Fla.)**

01/02	at Florida International	#8	W, 81-58
01/03	vs. #13 Maryland	#8	W, 67-57
01/04	#3 Auburn	#8	L, 76-69
01/07	at #14 Iowa	#9	L, 68-49
01/11	#10 Georgia	#9	W, 84-53
01/13	at New Orleans	#9	W, 84-67
01/17	Kentucky	#9	W, 83-73
01/21	at Florida	#9	W, 85-67
01/28	at Southeastern Louisiana	#9	W, 86-63
02/01	at #14 Vanderbilt	#9	W, 81-79 (OT)
02/04	at #8 Ole Miss	#9	L, 84-67
02/07	#5 Tennessee	#9	L, 84-73
02/11	Southern	#12	W, 85-56
02/15	Alabama	#12	W, 81-66
02/17	New Orleans	#12	L, 75-74 (2OT)
02/21	Southeastern Louisiana	#12	W, 77-43
02/25	at Mississippi State	#14	W, 79-67
02/28	#3 Auburn	#14	L, 72-61

**SEC Tournament (Albany, Ga.)**

03/05	vs. #8 Tennessee	#14	L, 64-63
-------	------------------	-----	----------

**NCAA Midwest Regional (Baton Rouge, La.)**

03/15	#16 Southern Illinois	#14	L, 70-56
-------	-----------------------	-----	----------



**1987-88****Record: 18-11 (6-3 SEC)****H: 11-3 • A: 7-7 • N: 0-1****NCAA Tournament • First Round**

DATE	OPPONENT	LSU RANK	RESULTS
<b>Thanksgiving Invitational (Baton Rouge, La.)</b>			
11/27	Arkansas-Pine Bluff		W, 96-55
11/28	McNeese State		W, 97-71
11/29	South Alabama		W, 84-69
12/05	UNLV		L, 74-70
12/14	Alcorn State		W, 76-59
12/17	Southern Miss		W, 71-63
12/19	Texas A&M		W, 71-68
12/30	at Kansas State		L, 73-61
01/02	Missouri		L, 67-51
01/06	at Texas-Pan American		W, 99-45
01/08	at #5 Texas		L, 76-61
01/11	at Southern Miss		W, 86-71
01/17	at #13 Georgia		W, 70-56
01/20	at Alabama		L, 81-79 (OT)
01/27	Florida		W, 75-58
01/30	Mississippi State		W, 57-49
01/31	#24 New Orleans		L, 67-57
02/03	at #3 Auburn		L, 78-47
02/06	Vanderbilt		W, 73-66
02/10	#7 Ole Miss		W, 81-70
02/13	at #4 Tennessee		L, 89-82
02/15	at Tulane		W, 73-55
02/17	at Southern		L, 81-69
02/20	at New Orleans		W, 73-66
02/23	at Kentucky		W, 88-74
02/25	at Jackson State		W, 82-49
02/29	Louisiana-Lafayette		W, 62-58
<b>SEC Tournament (Albany, Ga.)</b>			
03/05	vs. #17 Georgia		L, 86-84
<b>NCAA West Regional 1st Round (Nacogdoches, Texas)</b>			
03/16	at #19 Stephen F. Austin		L, 84-62

**1988-89****Record: 19-11 (5-4 SEC)****H: 10-3 • A: 7-6 • N: 2-2****NCAA Tournament • Sweet 16**

DATE	OPPONENT	LSU RANK	RESULTS
<b>Bowling Green Bank Invitational (Bowling Green, Ky.)</b>			
11/26	vs. Clemson	#19	L, 69-66
11/27	vs. Texas Tech	#19	W, 73-46
12/01	#2 Long Beach State	#19	W, 78-73
12/03	Lamar	#19	W, 75-68
12/10	#8 Texas	#16	W, 94-80
12/29	at Fresno State	#11	W, 76-73
12/30	at Pacific	#11	W, 88-58
01/04	Alcorn State	#9	W, 80-50
01/07	at #2 Louisiana Tech	#9	L, 87-80
01/10	at Texas A&M	#10	L, 67-64
01/14	#1 Auburn	#10	L, 57-43
01/18	at #4 Ole Miss	#14	W, 64-59
01/21	Alabama	#14	W, 74-71
01/23	at South Alabama	#12	W, 78-64
01/25	Jackson State	#12	W, 72-51
01/31	Tulane	#12	W, 84-63
02/02	at Houston	#12	L, 83-72
02/04	at Mississippi State	#12	L, 87-77
02/08	Southern	#19	W, 86-51
02/11	#3 Tennessee	#19	L, 89-65
02/14	Kentucky	#20	W, 86-72
02/16	at New Orleans	#20	W, 67-52
02/19	at Vanderbilt	#20	L, 79-66
02/22	at Florida	NR	W, 76-52
02/25	#5 Georgia	NR	W, 82-72
02/27	#3 Louisiana Tech	NR	L, 68-60
<b>SEC Tournament (Albany, Ga.)</b>			
03/04	vs. Vanderbilt	NR	W, 79-73
03/05	vs. #1 Auburn	NR	L, 75-65
<b>NCAA Midwest Regional 1st Round (West Lafayette, Ind.)</b>			
03/19	at #15 Purdue	NR	W, 54-53
<b>NCAA Midwest Regional Sweet 16 (Ruston, La.)</b>			
03/23	at #3 Louisiana Tech	NR	L, 85-68

**1989-90****Record: 21-9 (4-5 SEC) • Final AP Rank: #23****H: 11-2 • A: 8-6 • N: 2-1****NCAA Tournament**

DATE	OPPONENT	LSU RANK	RESULTS
<b>Crawfish Classic (Baton Rouge, La.)</b>			
11/24	George Washington	#13	W, 72-56
11/25	Florida State	#13	W, 68-65

11/27	at Missouri	#14	W, 56-50
<b>Ohio State Buckeye Classic (Columbus, Ohio)</b>			
12/02	vs. Colorado	#14	W, 63-60
12/03	at Ohio State	#14	L, 86-73
12/05	Houston	#16	W, 88-54
12/09	Texas A&M	#16	W, 81-55
12/19	at Louisiana-Lafayette	#16	W, 79-75
12/20	#22 Southern Miss	#16	W, 70-65
12/29	at TCU	#16	W, 88-61
01/03	Kansas State	#15	W, 78-64
01/06	at #16 Auburn	#15	L, 77-60
01/11	at Kentucky	#16	W, 80-79 (OT)
01/15	at Lamar	#16	W, 83-73
01/20	at Alabama	#16	L, 67-66
01/25	Western Kentucky	#16	W, 65-51
01/27	Florida	#16	W, 71-60
01/31	at Southern	#16	W, 85-51
02/03	Mississippi State	#16	W, 92-54
02/05	at Alcorn State	#14	W, 79-64
02/07	Ole Miss	#14	L, 88-59
02/10	at #5 Tennessee	#18	L, 86-60
02/13	#8 Stephen F. Austin	#18	L, 87-83
02/17	Vanderbilt	#18	W, 71-69
02/22	at Tulane	#19	W, 83-57
02/25	at #7 Georgia	#19	L, 72-56
02/28	New Orleans	#21	W, 70-62

**SEC Tournament (Albany, Ga.)**

03/02	vs. Mississippi State	#21	W, 68-49
03/03	vs. #12 Auburn	#21	L, 91-65

**NCAA Midwest Regional 1st Round (Hattiesburg, Miss.)**

03/14	at #20 Southern Miss	#23	L, 75-65
-------	----------------------	-----	----------

**1990-91****Record: 24-7 (5-4 SEC) • Final AP Rank: No. 8****H: 9-2 • A: 10-5 • N: 5-0****SEC Tournament Champions****NCAA Tournament • 2nd Round**


DATE	OPPONENT	LSU RANK	RESULTS
<b>Amara-Hawkeye Classic (Iowa City, Iowa)</b>			
11/24	vs. Kansas	#19	W, 74-63
11/25	at #11 Iowa	#19	L, 73-65 (OT)
11/29	TCU	#20	W, 88-38
<b>Tallahassee Hilton Classic (Tallahassee, Fla.)</b>			
12/01	vs. Alabama State	#20	W, 87-69
12/02	at Florida State	#20	L, 89-82
12/08	#5 Louisiana Tech	#24	W, 84-75
12/18	Ohio State	#19	W, 97-78
12/29	at New Orleans	#18	W, 69-62
12/31	at Cal-State Northridge	#18	W, 70-52
01/02	at #19 Long Beach State	#17	W, 67-63
01/06	Kentucky	#17	W, 78-74
01/09	at Mississippi State	#15	W, 79-56
01/12	#5 Auburn	#15	W, 85-68
01/14	at Texas A&M	#15	W, 90-75
01/18	at Southern Miss	#11	W, 82-75
01/21	#2 Tennessee	#11	L, 79-77
01/23	Tulane	#10	W, 71-46
01/26	at Florida	#10	W, 80-68
01/30	Southern	#10	W, 82-45
02/03	at Vanderbilt	#10	L, 73-72
02/06	Alcorn State	#13	W, 86-76
02/10	#3 Georgia	#13	L, 108-102 (OT)
02/14	at Louisiana Tech	#12	W, 76-70
02/16	Alabama	#12	W, 78-66
02/18	at McNeese State	#12	W, 92-62
02/20	at #16 Ole Miss	#12	L, 75-73
02/26	at #19 Stephen F. Austin	#12	W, 79-77

**SEC Tournament (Albany, Ga.)**

03/02	vs. Kentucky	#12	W, 96-76
03/03	vs. #3 Georgia	#12	W, 83-74
03/04	vs. #4 Tennessee	#12	W, 80-75

**NCAA Midwest Regional 2nd Round (Beaumont, Texas)**

03/17	at #23 Lamar	#8	L, 93-73
-------	--------------	----	----------

**1991-92****Record: 16-13 (4-7 SEC)****H: 10-4 • A: 5-7 • N: 1-2**

DATE	OPPONENT	LSU RANK	RESULTS
<b>Crawfish Classic (Baton Rouge, La.)</b>			
11/29	Delta State	#19	W, 89-73
11/30	Florida State	#19	W, 96-88 (OT)
12/03	Nicholls State	#12	W, 95-40
12/07	at #21 Washington	#12	L, 67-63

**UNLV Showboat Shootout (Las Vegas, Nev.)**

12/20	vs. Pepperdine	#12	L, 83-73
12/21	at UNLV	#12	L, 83-71
12/30	Texas A&M	#23	W, 90-65
01/04	South Carolina	#23	W, 62-57
01/08	at #3 Tennessee	#22	L, 85-69
01/11	#7 Vanderbilt	#22	W, 76-69
01/13	#7 Stephen F. Austin	#18	L, 84-57
01/16	at Alcorn State	#18	W, 95-60
01/18	at Alabama	#18	L, 80-72
01/22	at Southern	#23	W, 81-54
01/25	at Auburn		L, 60-51
01/29	Southern Miss		W, 76-65
02/01	Florida		L, 59-57
02/04	New Orleans		L, 68-62
02/08	#7 Ole Miss		L, 66-63
02/11	at Arkansas		L, 74-66
02/16	at Kentucky		L, 73-55
02/19	at Tulane		W, 70-61
02/22	at Georgia		W, 86-75
02/26	McNeese State		W, 82-65
02/29	Mississippi State		W, 61-56
03/02	Notre Dame		W, 72-62
<b>SEC Tournament (Albany, Ga.)</b>			
03/06	vs. Mississippi State		W, 61-56
03/07	vs. #2 Tennessee		L, 70-65

**1992-93****Record: 9-18 (0-11 SEC)****H: 6-7 • A: 2-10 • N: 1-1**

DATE	OPPONENT	LSU RANK	RESULTS
<b>Dial Classic (Tallahassee, Fla.)</b>			
12/01	Southeastern Louisiana		W, 100-55
12/04	vs. Hartford		W, 59-57
12/05	at Florida State		L, 79-59
12/13	UNLV		L, 71-49
12/17	at Florida International		L, 77-64
12/19	at UCF		W, 77-67
12/30	Texas State		W, 76-63
01/02	at South Carolina		L, 66-56
01/05	Louisiana-Lafayette		W, 68-41
01/07	#2 Tennessee		L, 95-61
01/10	at #1 Vanderbilt		L, 87-61
01/16	Alabama		L, 74-69
01/20	at Texas A&M		L, 58-57
01/23	#9 Auburn		L, 83-59
01/27	at Southern Miss		W, 89-82
01/30	at Florida		L, 89-65
02/01	Southern		W, 92-71
02/03	Tulane		W, 86-74
02/06	at Ole Miss		L, 95-62
02/10	Arkansas		L, 69-66
02/13	Kentucky		L, 72-65
02/16	at #16 Stephen F. Austin		L, 81-68
02/18	Nicholls State		W, 72-42
02/20	Georgia		L, 88-53
02/27	at Mississippi State		L, 76-71
03/01	at New Orleans		L, 77-61
<b>SEC Tournament (Chattanooga, Tenn.)</b>			
03/04	vs. Alabama		L, 106-86

**1993-94****Record: 11-16 (2-9 SEC)****H: 5-5 • A: 5-9 • N: 1-2**

DATE	OPPONENT	LSU RANK	RESULTS
11/30	at Southeastern Louisiana		W, 82-70
12/15	at Texas State		L, 80-75
12/17	Nicholls State		W, 80-47
12/19	at Notre Dame		L, 82-80
12/21	Jackson State		W, 70-57
12/29	Texas A&M		L, 67-61
<b>US Air Seelbach Cardinal Classic (Louisville, Ky.)</b>			
01/02	vs. Missouri-Kansas City		W, 75-60
01/03	at Louisville		L, 84-81
01/05	Mississippi State		W, 83-72
01/09	at #1 Tennessee		L, 91-69
01/12	at Southern		W, 84-63
01/15	South Carolina		L, 90-82
01/18	at Georgia		L, 92-63
01/22	vs. #5 Vanderbilt (2)		L, 87-63
01/24	UCF		W, 81-63
01/26	Southern Miss		L, 91-82
01/30	at #15 Alabama		L, 91-74
02/02	Louisiana-Lafayette		W, 86-51

02/05	at #20 Auburn	L, 68-39
02/08	at Arkansas	W, 75-64
02/12	Florida	L, 64-62
02/16	at Jackson State	L, 81-78
02/19	Ole Miss	L, 68-60
02/21	at Tulane	W, 73-60
02/23	at Lamar	W, 88-62
02/26	at Kentucky	L, 89-71

### SEC Tournament (Chattanooga, Tenn.)

03/04	vs. #25 Auburn	L, 76-73
-------	----------------	----------



**1994-95**  
Record: 7-20 (1-10 SEC)  
H: 5-9 • A: 1-8 • N: 1-3

DATE	OPPONENT	LSU RANK	RESULTS
11/25	Southeastern Louisiana		W, 86-67
11/28	at Southern Miss		L, 98-73
11/30	Nicholls State		W, 69-29

### Copper Bowl Classic (Tucson, Ariz.)

12/02	at Arizona		L, 71-62
12/04	vs. Rutgers		L, 82-72
12/17	#14 Georgia		L, 84-68
12/20	at #23 Texas A&M		L, 78-52
12/28	SMU		L, 78-72

### Portland Shootout (Portland, Maine)

01/01	vs. St. Bonaventure		L, 88-73
01/02	vs. TCU		W, 99-70
01/07	#1 Tennessee		L, 102-68
01/10	at Mississippi State		L, 72-65
01/14	at South Carolina		W, 90-78
01/18	Tulane		L, 57-50
01/22	at #8 Vanderbilt		L, 85-33
01/25	at Jackson State		L, 75-63
01/28	#14 Alabama		L, 90-60
01/30	Lamar		L, 68-62
02/04	Auburn		L, 65-61
02/07	Louisiana-Lafayette		W, 91-50
02/09	Jackson State		W, 92-62
02/11	at #18 Florida		L, 88-46
02/14	#20 Arkansas		L, 82-72
02/18	at #16 Ole Miss		L, 82-69
02/22	Southern		W, 69-54
02/25	Kentucky		L, 63-49

### SEC Tournament (Chattanooga, Tenn.)

03/03	vs. #15 Florida		L, 88-80
-------	-----------------	--	----------



**1995-96**  
Record: 21-11 (4-7 SEC)  
H: 10-4 • A: 7-5 • N: 4-2

DATE	OPPONENT	LSU RANK	RESULTS
11/24	Charleston Southern		W, 90-42
11/25	Memphis		W, 101-94 (OT)
11/29	Nicholls State		W, 108-54
12/01	Prairie View A&M		W, 104-28
12/04	Mississippi State		W, 85-64
12/16	Jackson State		W, 81-59
12/20	Kent State		W, 78-75
12/28	at Tulane		W, 61-58
01/04	at #9 Georgia		L, 76-61
01/07	at Kentucky		W, 62-52
01/10	at SMU		L, 81-68
01/13	#22 Ole Miss		W, 87-72
01/15	at Southeastern Louisiana		W, 77-56
01/17	at Southern		W, 68-65
01/21	#22 Florida		L, 71-64
01/23	#22 Arkansas		L, 73-72
01/25	Lynn University		W, 82-75
01/27	#25 Auburn		L, 71-85
01/31	at #24 Arkansas		L, 74-65
02/03	at #15 Alabama		L, 86-60
02/05	Louisiana-Lafayette		W, 93-43
02/07	at Lamar		W, 68-62
02/10	#11 Vanderbilt		L, 78-56
02/14	at Jackson State		W, 76-65
02/17	at South Carolina		W, 78-62
02/22	at #5 Tennessee		L, 88-75

### SEC Tournament (Chattanooga, Tenn.)

03/01	vs. Mississippi State		W, 85-63
03/02	vs. #2 Georgia		W, 73-71
03/03	vs. #13 Alabama		L, 86-70

### NWIT (Amarillo, Texas)

03/21	vs. UC Santa Barbara		W, 77-73 (OT)
03/22	vs. Northwestern		L, 79-75
03/23	vs. Arkansas		W, 91-63



**1996-97**  
Record: 25-5 (9-3 SEC) • Final AP Rank: No. 9  
H: 14-1 • A: 9-2 • N: 2-2

DATE	OPPONENT	LSU RANK	RESULTS
11/22	Louisiana-Lafayette		W, 79-32
11/29	at Fordham		W, 62-42
11/30	at St. John's		W, 63-56
12/03	at Mississippi State		W, 77-76
12/14	Jackson State		W, 86-46
12/16	at Florida International		W, 81-69
12/18	at Lynn University		W, 86-63

### Nassau Sunsplash Shootout (Nassau, Bahamas)

12/21	vs. Oklahoma State		W, 69-48
12/23	vs. Richmond		W, 87-69
01/02	Southern Miss		W, 84-69
01/05	Kentucky		W, 73-63
01/08	at Memphis	#22	W, 84-66
01/11	at Ole Miss	#22	W, 88-80 (2OT)
01/14	Lamar	#17	W, 86-57
01/19	at #24 Florida	#17	L, 74-57
01/21	#13 Arkansas	#18	W, 79-72
01/25	at #21 Auburn	#18	W, 79-65
01/29	Tulane	#14	W, 75-74 (OT)
02/01	#5 Alabama	#14	W, 84-74
02/04	Southeastern Louisiana	#11	W, 79-57
02/08	at #16 Vanderbilt	#11	L, 77-58
02/11	#6 Georgia	#13	L, 76-65
02/13	Southern	#13	W, 94-49
02/15	South Carolina	#13	W, 73-66
02/19	at #20 Arkansas	#13	W, 76-66
02/22	#8 Tennessee	#13	W, 83-78

### SEC Tournament (Chattanooga, Tenn.)

03/01	vs. #8 Tennessee	#9	L, 100-99 (OT)
-------	------------------	----	----------------

### NCAA Midwest Regional 1st & 2nd Rounds (Baton Rouge, La.)

03/15	Maine	#9	W, 88-79
03/17	Marquette	#9	W, 71-58

### NCAA Midwest Regional Sweet 16 (West Lafayette, Ind.)

03/22	vs. #2 Old Dominion	#9	L, 61-49
-------	---------------------	----	----------



**1997-98**  
Record: 19-13 (7-7 SEC)  
H: 14-2 • A: 4-9 • N: 1-2

DATE	OPPONENT	LSU RANK	RESULTS
11/14	at Houston		L, 66-59
11/17	Rice		W, 78-64
Hawaiian Regents Classic (Honolulu, Hawaii)			
11/21	vs. Oklahoma State		W, 68-66 (OT)
11/23	at Hawaii		L, 79-63
11/26	SMU		W, 70-59
11/29	at #21 Tulane		L, 65-54
12/04	South Carolina		W, 75-56
12/13	Jackson State		W, 78-73
12/16	Louisiana-Lafayette		W, 66-54
12/18	Southeastern Louisiana		W, 75-58
12/21	at TCU		W, 83-74
12/30	Louisiana-Monroe		W, 83-55
01/03	Mississippi State		W, 76-67
01/06	at Arkansas		L, 81-66
01/10	at #11 Georgia		L, 81-70
01/14	vs. Kentucky (3)		L, 74-71 (OT)
01/18	Ole Miss		W, 69-56
01/21	at Southern Miss		W, 70-57
01/24	#10 Florida		W, 67-57
01/26	at Lamar		W, 84-67
01/29	Alabama		L, 67-54
01/31	at Auburn		L, 67-59
02/03	at Alabama		L, 73-51
02/07	#11 Vanderbilt		W, 57-46
02/11	Arkansas		W, 77-55
02/14	at South Carolina		W, 86-67
02/18	at Southern		L, 71-64
02/22	at #1 Tennessee		L, 90-58
SEC Tournament (Columbus, Ga.)			
02/26	vs. South Carolina		L, 76-61
NWIT 1st & 2nd Rounds (Baton Rouge, La.)			
03/13	Boise State		W, 58-38
03/15	Butler		W, 74-58
NWIT Semifinals (Waco, Texas)			
03/20	at Baylor		L, 66-61



**1998-99**  
Record: 22-8 (10-4 SEC) • Final AP Rank: No. 21  
H: 15-1 • A: 7-4 • N: 0-3

DATE	OPPONENT	LSU RANK	RESULTS
11/14	Tulane		W, 81-54
11/17	St. John's		W, 100-69
11/19	at Louisiana-Lafayette		W, 84-38
11/22	at Rice		L, 64-57
11/24	Southern		W, 88-65
11/28	Houston		W, 88-44
12/01	at South Carolina		W, 88-73
12/12	Mercer		W, 71-42
12/15	at Louisiana-Monroe		W, 78-67

### SEC-ACC Challenge (Myrtle Beach, S.C.)

12/20	vs. #12 Clemson		L, 60-58
12/29	at SMU		W, 79-63
01/03	at Mississippi State		W, 68-61
01/6	Arkansas		W, 85-51
01/10	#4 Georgia		L, 73-60
01/14	Kentucky		W, 67-59
01/17	at Ole Miss		L, 66-59
01/21	at Vanderbilt		W, 69-54
01/24	at #21 Florida		W, 80-71
01/28	at #23 Alabama		L, 71-66
01/31	#17 Auburn		W, 63-61 (OT)
02/03	#21 Alabama	#24	W, 75-50
02/08	Texas-Pan American	#20	W, 87-35
02/11	at Arkansas	#20	L, 86-61
02/14	South Carolina	#20	W, 80-63
02/16	Southeastern Louisiana	#23	W, 91-45
02/21	#1 Tennessee	#23	W, 72-69

### SEC Tournament (Chattanooga, Tenn.)

02/26	vs. Kentucky	#17	L, 81-71
-------	--------------	-----	----------

### NCAA Tournament 1st & 2nd Rounds (Baton Rouge, La.)

03/13	Evansville	#20	W, 78-69
03/15	#8 Notre Dame	#20	W, 74-64

### NCAA Tournament Sweet 16 (Los Angeles, Calif.)

03/20	vs. #3 Louisiana Tech	#20	L, 73-52
-------	-----------------------	-----	----------



**1999-2000**  
Record: 25-7 (11-3 SEC) • Final AP Rank: No. 15  
H: 17-1 • A: 6-4 • N: 2-2

DATE	OPPONENT	LSU RANK	RESULTS
Four in the Fall Classic (Lubbock, Texas)			
11/20	at #23 Texas Tech	#14	L, 56-49
11/23	UNC-Asheville	#22	W, 91-36
Saint Mary's Thanksgiving Classic (Moraga, Calif.)			
11/26	vs. St. Bonaventure	#22	W, 80-43
11/27	at Saint Mary's	#22	W, 68-65 (OT)
11/30	Louisiana-Lafayette	#23	W, 82-39
12/02	at #2 Georgia	#23	W, 80-74
SEC-Big 10 Challenge (Baton Rouge, La.)			
12/11	Michigan	#15	W, 67-56
12/15	SMU	#13	W, 73-56
12/19	Mercer	#13	W, 77-46
12/22	Wake Forest	#13	W, 63-52
12/28	Jackson State	#11	W, 103-35
12/31	at #24 Tulane	#11	L, 76-72
01/06	#2 Tennessee	#16	L, 86-50
01/09	#20 Mississippi State	#16	W, 61-54
01/13	at Arkansas	#17	W, 82-69
01/20	at Kentucky	#14	W, 66-59
01/23	Ole Miss	#14	W, 69-59
01/25	New Orleans	#12	W, 87-54
01/30	at #20 Mississippi State	#12	W, 64-58
02/01	Centenary	#7	W, 67-30
02/06	at #13 Auburn	#7	W, 54-52
02/10	at Alabama	#7	L, 72-68
02/12	Arkansas	#7	W, 68-51
02/17	Vanderbilt	#9	W, 58-50
02/20	at #2 Tennessee	#9	L, 80-48
02/24	Florida	#9	W, 71-66
02/27	South Carolina	#9	W, 70-55
SEC Tournament (Chattanooga, Tenn.)			
03/03	vs. Vanderbilt	#8	L, 59-46
NCAA Tournament 1st & 2nd Rounds (Baton Rouge, La.)			
03/17	Liberty	#12	W, 77-54
03/19	Stephen F. Austin	#12	W, 57-45
NCAA Tournament Sweet 16 & Elite 8 (Richmond, Va.)			
03/25	vs. #7 Duke	#12	W, 79-66
03/27	vs. #1 Connecticut	#12	L, 86-71



**2000-01****Record: 20-11 (8-6 SEC) • Final AP Rank: #18****H: 11-3 • A: 6-4 • N: 3-4****NCAA Tournament • 2nd Round**

DATE	OPPONENT	LSU RANK	RESULTS
11/10	at New Mexico	#7	W, 54-49
11/11	vs. #4 Duke	#7	L, 56-45
11/18	Sam Houston State	#9	W, 92-52

**Paradise Jam Classic (St. Thomas, Virgin Islands)**

11/24	vs. #16 Missouri State	#10	L, 85-75
11/25	vs. #8 Penn State	#10	L, 86-52
11/28	at SMU	#14	W, 83-62
12/10	Tulane	#14	W, 68-61
12/12	Mercer	#16	W, 75-47

**Blockbuster Boilermaker Classic (Indianapolis, Ind.)**

12/16	vs. #6 Purdue	#16	W, 62-55
12/18	Prairie View A&M	#12	W, 79-32
12/28	Delaware State	#13	W, 94-32
12/30	North Texas	#13	W, 82-57
01/04	at #2 Tennessee	#11	L, 89-70
01/07	at #17 Mississippi State	#11	W, 70-63
01/11	Arkansas	#9	W, 61-54
01/14	#4 Georgia	#9	L, 64-55
01/18	Kentucky	#11	W, 87-64
01/21	at Ole Miss	#11	W, 72-60
01/28	#23 Mississippi State	#10	W, 78-54
01/30	Louisiana-Lafayette	#10	W, 85-48
02/04	Auburn	#10	L, 65-62
02/08	Alabama	#12	W, 74-58
02/11	at Arkansas	#12	W, 62-58
02/15	at #19 Vanderbilt	#12	L, 86-55
02/18	#2 Tennessee	#12	L, 75-73
02/22	at #10 Florida	#14	L, 67-59
02/25	at South Carolina	#14	W, 83-72

**SEC Tournament (Memphis, Tenn.)**

03/01	vs. Kentucky	#16	W, 72-57
03/02	vs. #15 Vanderbilt	#16	L, 70-58

**NCAA Tournament 1st & 2nd Rounds (West Lafayette, Ind.)**

03/16	vs. #25 Arizona State	#17	W, 83-66
03/18	at #8 Purdue	#17	L, 73-70

**2001-02****Record: 18-12 (8-6 SEC) • Final AP Rank: #22****H: 11-3 • A: 2-7 • N: 3-2****NCAA Tournament • 2nd Round**

DATE	OPPONENT	LSU RANK	RESULTS
11/20	Grambling State		W, 101-58
11/24	Tennessee-Martin		W, 95-47
11/25	Virginia Tech		W, 66-65
11/29	at #21 Texas	#18	L, 65-63
12/02	#10 Purdue	#18	L, 70-54
12/04	Louisiana-Lafayette	#21	W, 81-49
12/16	#14 Michigan	#21	L, 86-81 (2OT)
12/18	Mercer	#24	W, 87-31
12/20	Rice	#24	W, 72-47
12/22	Prairie View A&M	#24	W, 68-26

**Triple Crown Classic (Lubbock, Texas)**

12/29	vs. Colorado	#21	L, 86-65
01/03	at #8 Georgia	#23	L, 72-56
01/10	#18 Florida		W, 84-59
01/13	at #2 Tennessee		L, 79-67
01/17	at Ole Miss		W, 88-57
01/20	Arkansas		W, 65-66
01/24	at Kentucky		W, 75-59
01/27	#6 Vanderbilt		L, 64-53
02/03	Ole Miss		W, 81-70
02/07	Auburn		W, 76-62
02/10	at Arkansas		L, 80-71
02/14	at #6 Vanderbilt		L, 77-60
02/17	#9 South Carolina		W, 72-62
02/21	Mississippi State		W, 88-77
02/24	at Alabama		L, 82-73

**SEC Tournament (Nashville, Tenn.)**

03/01	vs. Kentucky		W, 74-62
03/02	vs. #3 Tennessee		W, 81-80
03/03	vs. #6 Vanderbilt		L, 63-48

**NCAA Tournament 1st & 2nd Rounds (Boulder, Colo.)**

03/15	vs. Santa Clara	#22	W, 84-78
03/17	at #12 Colorado	#22	L, 69-58

**2002-03****Record: 30-4 (11-3 SEC) • Final AP Rank: #3****H: 14-1 • A: 9-2 • N: 7-1****SEC Tournament Champions****NCAA Tournament • Elite 8**

DATE	OPPONENT	LSU RANK	RESULTS
11/22	at Arizona	#3	W, 78-71 (OT)
11/24	at Southeastern Louisiana	#3	W, 93-52
11/25	Florida Atlantic	#3	W, 88-55

**FIU/Miami Herald Thanksgiving Classic (Miami, Fla.)**

11/29	vs. Washington State	#3	W, 87-50
11/30	at Florida International	#3	W, 68-54
12/07	Alabama State	#2	W, 65-19

**Women'sCollegeHoops.com Classic (Baton Rouge, La.)**

12/18	Ohio	#2	W, 85-57
12/19	Louisville	#2	W, 65-46
12/21	Texas State	#2	W, 91-40
12/28	#15 Texas	#2	W, 76-58
01/02	at North Texas	#2	W, 74-43
01/04	#15 Penn State	#2	W, 80-63
01/09	at Auburn	#2	W, 54-45
01/12	Ole Miss	#2	W, 71-54
01/16	Kentucky	#2	W, 82-39
01/19	at #10 Arkansas	#2	L, 82-72
01/23	at Florida	#6	W, 94-54
01/26	#18 Vanderbilt	#6	W, 70-59
02/02	#18 Georgia	#5	W, 68-64
02/06	at #16 South Carolina	#4	W, 69-66
02/09	at Mississippi State	#4	W, 77-72
02/13	Alabama	#4	W, 85-43
02/15	#20 UC Santa Barbara	#4	W, 94-90 (3 OT)
02/20	at Ole Miss	#4	W, 83-67
02/23	#3 Tennessee	#4	L, 68-65
02/27	#21 Arkansas	#4	W, 70-57
03/02	at #17 Vanderbilt	#4	L, 72-60

**SEC Tournament (North Little Rock, Ark.)**

03/07	vs. #23 Arkansas	#6	W, 78-72
03/08	vs. #15 Vanderbilt	#6	W, 78-69
03/09	vs. #3 Tennessee	#6	W, 78-62

**NCAA Tournament 1st & 2nd Rounds (Eugene, Ore.)**

03/22	vs. Texas State	#3	W, 86-50
03/24	vs. #21 Green Bay	#3	W, 80-69

**NCAA Sweet 16 & Elite 8 (Palo Alto, Calif.)**

03/30	vs. #8 Louisiana Tech	#1	W, 69-63
04/01	vs. #5 Texas	#3	L, 78-60

**2003-04****Record: 27-8 (10-4 SEC) • Final AP Rank: #19****H: 16-1 • A: 6-5 • N: 5-2****NCAA Tournament • Final Four**

DATE	OPPONENT	LSU RANK	RESULTS
11/15	vs. Villanova	#9	W, 63-56
11/16	at Oregon	#9	L, 76-67
11/21	at #9 Penn State	#12	L, 83-46
11/29	at Rice	#18	W, 73-51
12/02	#22 Rutgers	#18	W, 78-68
12/13	Louisiana-Monroe	#18	W, 66-48
12/15	Sam Houston State	#16	W, 74-38

**Women'sCollegeHoops.com Classic (Baton Rouge, La.)**

12/17	Kent State	#16	W, 73-49
12/18	Richmond	#16	W, 76-53
12/20	Southeastern Louisiana	#16	W, 97-47
12/22	Temple	#17	W, 68-52

**Russell Athletic Shootout (Atlanta, Ga.)**

12/27	vs. Florida State	#17	W, 75-68
12/30	at Tulane (4)	#17	W, 65-42
01/04	#25 Arizona	#17	W, 76-66
01/11	#21 Auburn	#17	W, 70-59
01/15	Florida	#14	W, 74-59
01/18	at Kentucky	#14	W, 70-69
01/22	at Arkansas	#12	W, 73-65
01/25	at #17 Georgia	#12	L, 80-74
02/01	South Carolina	#15	W, 82-72
02/05	at Alabama	#14	W, 103-68
02/08	at #19 Auburn	#14	L, 68-50
02/12	Arkansas	#16	W, 92-65
02/15	at #20 Florida	#16	W, 91-72
02/19	Vanderbilt	#15	L, 61-55
02/22	Mississippi State	#15	W, 78-61
02/26	Ole Miss	#15	W, 85-68
02/29	at #2 Tennessee	#15	L, 85-62

**SEC Tournament (Nashville, Tenn.)**

03/05	vs. Ole Miss	#15	W, 79-66
03/06	vs. #21 Vanderbilt	#15	L, 78-66

**NCAA Tournament 1st & 2nd Rounds (Baton Rouge, La.)**

03/21	Austin Peay	#19	W, 83-66
03/23	Maryland	#19	W, 76-61

**NCAA Sweet 16 & Elite 8 (Seattle, Wash.)**

03/27	vs. #4 Texas	#19	W, 71-55
03/29	vs. #16 Georgia	#19	W, 62-60

**NCAA Final Four (New Orleans, La.)**

04/04	vs. #2 Tennessee	#19	L, 52-50
-------	------------------	-----	----------



**Pokey Chatman**  
**2004-07**  
**Record: 90-14 (.865)**

**2004-05****Record: 33-3 (14-0 SEC) • Final AP Rank: #2****H: 12-0 • A: 12-1 • N: 9-2****SEC Regular Season Champions****NCAA Tournament • Final Four**

DATE	OPPONENT	LSU RANK	RESULTS
11/11	Maine	#2	W, 81-50
11/12	Arizona State	#2	W, 65-54

**State Farm Hall of Fame Tipoff Classic (Austin, Texas)**

11/14	vs. #8 Baylor	#2	W, 71-70
11/21	vs. Southern Miss (5)	#2	W, 80-35
11/23	at Temple	#2	W, 65-51

**Coors Classic (Boulder, Colo.)**

11/26	vs. #22 Maryland	#2	W, 64-51
11/27	at Colorado	#2	W, 75-44
11/30	North Texas	#1	W, 77-51
12/14	at #13 Minnesota	#1	W, 75-67

**Triple Crown Classic (Springfield, Mo.)**

12/18	at Missouri State	#1	W, 66-54
12/21	at UC Santa Barbara	#1	W, 72-52
12/30	Texas State	#1	W, 78-38

01/02	Tulane	#1	W, 79-45
01/05	at #14 Rutgers	#1	L, 51-49 (OT)
01/08	#17 Georgia	#1	W, 76-52
01/13	at Florida	#3	W, 64-47
01/16	Alabama	#3	W, 76-51
01/20	Arkansas	#2	W, 91-45
01/23	at #17 Vanderbilt	#2	W, 79-68
01/30	Auburn	#2	W, 57-52
02/03	at Ole Miss	#1	W, 82-58
02/06	at Mississippi State	#1	W, 67-40
02/10	#5 Tennessee	#1	W, 68-58
02/13	at South Carolina	#1	W, 66-36
02/17	Kentucky	#1	W, 81-58
02/20	at Auburn	#1	W, 62-57
02/24	at Arkansas	#1	W, 90-64
02/27	Florida	#1	W, 76-52

01/16	Alabama	#3	W, 76-51
01/20	Arkansas	#2	W, 91-45
01/23	at #17 Vanderbilt	#2	W, 79-68
01/30	Auburn	#2	W, 57-52
02/03	at Ole Miss	#1	W, 82-58
02/06	at Mississippi State	#1	W, 67-40
02/10	#5 Tennessee	#1	W, 68-58
02/13	at South Carolina	#1	W, 66-36
02/17	Kentucky	#1	W, 81-58
02/20	at Auburn	#1	W, 62-57
02/24	at Arkansas	#1	W, 90-64
02/27	Florida	#1	W, 76-52

01/16	Alabama	#3	W, 76-51
01/20	Arkansas	#2	W, 91-45
01/23	at #17 Vanderbilt	#2	W, 79-68
01/30	Auburn	#2	W, 57-52
02/03	at Ole Miss	#1	W, 82-58
02/06	at Mississippi State	#1	W, 67-40
02/10	#5 Tennessee	#1	W, 68-58
02/13	at South Carolina	#1	W, 66-36
02/17	Kentucky	#1	W, 81-58
02/20	at Auburn	#1	W, 62-57
02/24	at Arkansas	#1	W, 90-64
02/27	Florida	#1	W, 76-52

02/10	#5 Tennessee	#1	W, 68-58
02/13	at South Carolina	#1	W, 66-36
02/17	Kentucky	#1	W, 81-58
02/20	at Auburn	#1	W, 62-57
02/24	at Arkansas	#1	W, 90-64
02/27	Florida	#1	W, 76-52

02/10	#5 Tennessee	#1	W, 68-58
02/13	at South Carolina	#1	W, 66-36
02/17	Kentucky	#1	W, 81-58
02/20	at Auburn	#1	W, 62-57
02/24	at Arkansas	#1	W, 90-64
02/27	Florida	#1	W, 76-52

02/24	at Arkansas	#1	W, 90-64
02/27	Florida	#1	W, 76-52
<b>SEC Tournament (Greenville, S.C.)</b>			
02/28	vs. Alabama	#1	W, 62-50

12/28	#10 Michigan State	#3	W, 72-52
12/30	South Florida	#3	W, 87-44
01/01	North Carolina A&T	#3	W, 99-35
01/04	at Auburn	#3	W, 65-38
01/07	#15 Minnesota	#3	W, 66-45
01/12	South Carolina	#3	W, 79-46
01/16	at #5 Connecticut [6]	#3	L, 51-48
01/19	Alabama	#3	W, 79-43
01/22	at #13 Georgia	#3	W, 65-64
01/26	#22 Vanderbilt	#4	W, 75-53
01/30	#10 Baylor	#4	W, 88-57
02/02	at Arkansas	#4	W, 93-59
02/05	Ole Miss	#4	W, 78-63
02/09	at #5 Tennessee	#4	W, 72-69
02/12	#13 Georgia	#3	W, 68-61
02/16	at Florida	#2	L, 79-78 (OT)
02/19	Arkansas	#2	W, 64-42
02/23	at Alabama	#3	W, 86-61
02/26	Mississippi State	#3	W, 62-48

### SEC Tournament (North Little Rock, Ark.)

03/03	vs. Ole Miss	#3	W, 91-73
03/04	vs. Kentucky	#3	W, 79-52
03/05	vs. #8 Tennessee	#3	L, 63-62

### NCAA Tournament 1st & 2nd Rounds (Nashville, Tenn.)

03/18	vs. Florida Atlantic	#5	W, 72-48
03/20	vs. Washington	#5	W, 72-49

### NCAA Sweet 16 & Elite 8 (San Antonio, Texas)

03/25	vs. #13 DePaul	#5	W, 66-56
03/27	vs. #13 Stanford	#5	W, 62-59

### NCAA Final Four (Boston, Mass.)

04/02	vs. #4 Duke	#5	L, 64-45
-------	-------------	----	----------



## 2006-07

Record: 30-8 (10-4 SEC) • Final AP Rank: #12

H: 13-2 • A: 8-4 • N: 9-2

### NCAA Tournament • Final Four

DATE	OPPONENT	LSU RANK	RESULTS
<b>Basketball Travelers Classic (Baton Rouge, La.)</b>			
11/12	West Virginia	#10	W, 64-25
11/13	Howard	#10	W, 88-44
11/14	Virginia Tech	#10	W, 70-40
11/16	Louisiana-Lafayette	#10	W, 65-31
11/19	at Tulane	#10	W, 59-39
11/21	at #15 Baylor	#9	L, 64-60

### Roadrunner Thanksgiving Classic (San Antonio, Texas)

11/24	vs. Tulsa	#9	W, 61-37
11/25	vs. Eastern Washington	#9	W, 105-52
11/27	at New Orleans	#11	W, 65-45
12/02	Detroit	#11	W, 80-44
12/10	#5 Ohio State	#9	W, 75-51
12/17	at #18 Michigan State	#7	W, 65-50
12/20	McNeese State	#7	W, 83-28

### Katrina Relief Basketball Classic (New Orleans, La.)

12/30	vs. Louisiana Tech	#6	W, 61-44
01/03	at South Florida	#6	W, 60-48
01/07	#15 Georgia	#6	W, 57-55
01/11	at Ole Miss	#5	L, 77-74
01/14	at Mississippi State	#5	W, 77-50
01/18	Kentucky	#8	W, 76-58
01/21	at Alabama	#8	W, 61-45
01/25	Arkansas	#8	W, 70-53
01/28	Auburn	#8	W, 65-45
02/01	at #14 Georgia	#7	L, 53-51
02/04	at South Carolina	#7	W, 49-46
02/08	Florida	#7	W, 79-66
02/11	#5 Connecticut	#7	L, 72-71
02/15	at Arkansas	#7	W, 86-65
02/19	#2 Tennessee	#7	L, 56-51
02/22	at #12 Vanderbilt	#7	L, 68-58
02/25	Alabama	#7	W, 70-27

### SEC Tournament (Duluth, Ga.)

03/02	vs. Ole Miss	#11	W, 52-46
03/03	vs. #2 Tennessee	#11	W, 63-54
03/04	vs. #13 Vanderbilt	#11	L, 51-45



**Bob Starkey**  
2007 NCAA Tournament  
Record: 4-1 (.800)

### NCAA Tournament 1st & 2nd Rounds (Austin, Texas)

03/17	vs. UNC Asheville	#12	W, 77-39
03/19	vs. West Virginia	#12	W, 49-43

### NCAA Sweet 16 & Elite 8 (Fresno, Calif.)

03/24	vs. Florida State	#12	W, 55-43
03/26	vs. #4 Connecticut	#12	W, 73-50

### NCAA Final Four (Cleveland, Ohio)

04/01	vs. #15 Rutgers	#12	L, 59-35
-------	-----------------	-----	----------



**Van Chancellor**  
2007-11  
Record: 90-40 (.692)



## 2007-08

Record: 31-6 (14-0 SEC) • Final AP Rank: #6

H: 14-1 • A: 11-3 • N: 6-2

### SEC Regular Season Champions

### NCAA Tournament • Final Four

DATE	OPPONENT	LSU RANK	RESULTS
<b>Preseason WNIT (Campus Sites)</b>			
11/09	Samford	#5	W, 86-38
11/11	TCU	#5	W, 73-54
11/15	#17 Michigan State	#4	W, 64-41
11/18	at #3 Maryland	#3	L, 75-62
11/21	Louisiana-Lafayette	#5	W, 72-37
11/25	at #7 Rutgers	#5	L, 45-43
11/29	at Houston	#7	W, 77-46
12/02	at Tulane	#7	W, 52-36
12/16	at Louisiana Tech	#8	W, 76-45

### Caribbean Classic (Cancun, Mexico)

12/18	vs. Illinois-Chicago	#8	W, 86-44
12/19	vs. Miami (Fla.)	#8	W, 63-52
12/28	at Middle Tennessee	#8	L, 67-56
12/30	New Orleans	#8	W, 73-46
01/03	at Florida State	#11	W, 73-61
01/10	at #18 Arkansas	#11	W, 76-54
01/13	Vanderbilt	#11	W, 62-51
01/20	Mississippi State	#8	W, 84-31
01/24	at #22 Auburn	#9	W, 79-49
01/27	at Kentucky	#9	W, 72-46
01/31	South Carolina	#8	W, 67-37
02/03	at Florida	#8	W, 85-71
02/07	at Alabama	#8	W, 89-53
02/10	#21 Georgia	#8	W, 63-57
02/14	at #1 Tennessee	#7	W, 78-62
02/17	Ole Miss	#7	W, 78-48
02/21	Kentucky	#7	W, 52-48
02/25	#1 Connecticut	#6	L, 74-69
02/28	Arkansas	#6	W, 83-46
03/02	at Mississippi State	#6	W, 64-49

### SEC Tournament (Nashville, Tenn.)

03/07	vs. Ole Miss	#6	W, 80-36
03/08	vs. Kentucky	#6	W, 66-49
03/09	vs. #3 Tennessee	#6	L, 61-55

### NCAA Tournament 1st & 2nd Rounds (Baton Rouge, La.)

03/22	Jackson State	#5	W, 66-32
03/24	#22 Marist	#5	W, 68-49

### NCAA Sweet 16 & Elite 8 (New Orleans, La.)

03/29	vs. #13 Oklahoma State	#5	W, 67-52
03/31	vs. #2 North Carolina	#5	W, 56-50

### NCAA Final Four (Tampa, Fla.)

04/06	vs. #3 Tennessee	#5	L, 47-46
-------	------------------	----	----------



## 2008-09

Record: 19-11 (10-4 SEC)

H: 11-7 • A: 7-3 • N: 1-1

### NCAA Tournament • 2nd Round

DATE	OPPONENT	LSU RANK	RESULTS
<b>State Farm Tip-Off Classic</b>			
11/16	#16 Notre Dame	#24	L, 62-53
11/24	Tulane		W, 63-47
11/26	#25 Xavier		L, 57-48
11/30	Middle Tennessee		L, 79-75
12/01	Texas Southern		W, 61-30
12/15	Louisiana Tech		W, 51-41
12/18	Southeastern Louisiana		W, 65-40
12/20	at Centenary		W, 74-31
12/28	Florida State		L, 61-57
01/01	Nebraska		W, 64-50
01/03	at #1 Connecticut [6]		L, 76-63
01/08	at Arkansas		W, 62-42
01/11	Alabama		W, 55-34
01/14	at New Orleans		W, 67-48

01/18	at #18 Vanderbilt		L, 75-67
01/22	Mississippi State		L, 38-36
01/25	at Kentucky		W, 59-56
01/29	at South Carolina		W, 63-56
02/01	#5 Auburn		L, 66-55
02/05	Arkansas		W, 68-53
02/08	at Ole Miss		L, 65-55
02/15	#9 Florida		W, 66-47
02/19	at Georgia		W, 57-46
02/22	Kentucky		W, 57-56
02/26	#18 Tennessee		W, 63-61
03/01	at Ole Miss		W, 59-48

### SEC Tournament (North Little Rock, Ark.)

03/06	vs. Mississippi State		W, 63-58
03/07	vs. #22 Vanderbilt		L, 61-47

### NCAA Tournament 1st & 2nd Rounds (Baton Rouge, La.)

03/22	vs. Green Bay		W, 69-59
03/24	vs. #7 Louisville		L, 62-52



## 2009-10

Record: 21-10 (9-7 SEC) • Final AP Rank: #21

H: 12-4 • A: 8-5 • N: 1-1

### NCAA Tournament • 2nd Round

DATE	OPPONENT	LSU RANK	RESULTS
11/15	Centenary	#9	W, 92-19
11/18	#24 Middle Tennessee	#7	W, 61-40
11/21	Houston	#7	W, 72-54
11/22	Nicholls State	#7	W, 86-49
11/25	at Tulane	#7	W, 73-65 (OT)
12/01	at Louisiana Tech	#7	W, 77-74
12/13	New Orleans	#5	W, 57-33
<b>Sue Gunter Classic (Baton Rouge, La.)</b>			
12/15	Houston Baptist	#5	W, 93-31
12/16	North Carolina A&T	#5	W, 75-33
12/20	at #18 Nebraska	#5	L, 77-63
12/22	Southeastern Louisiana	#11	W, 72-27
12/30	at #13 Xavier	#11	W, 56-47
01/03	at South Carolina	#11	W, 70-58
01/07	at Arkansas	#11	W, 65-38
01/10	Auburn	#11	L, 64-62 (OT)
01/17	at Ole Miss	#12	L, 80-71
01/21	South Carolina	#18	W, 69-52
01/24	#3 Tennessee	#18	L, 55-43
01/28	#25 Kentucky	#18	L, 71-62
01/31	at Alabama	#18	W, 78-41
02/04	at #14 Georgia	#19	L, 49-46 (OT)
02/07	Ole Miss	#19	L, 102-101 (3 OT)
02/11	at Florida	#23	W, 70-30
02/14	at Auburn	#23	W, 75-51
02/18	#20 Vanderbilt	#23	W, 55-39
02/22	at #5 Tennessee	#20	L, 70-61
02/25	Arkansas	#20	W, 70-53
02/28	Mississippi State	#21	W, 76-47

### SEC Tournament (Duluth, Ga.)

03/05	vs. Vanderbilt	#21	L, 63-61
-------	----------------	-----	----------

### NCAA Tournament 1st & 2nd Rounds (Durham, N.C.)

03/22	vs. #23 Hartford	#21	W, 60-39
03/24	at #6 Duke	#21	L, 60-52



## 2010-11

Record: 19-13 (8-8 SEC)

H: 10-4 • A: 5-8 • N: 4-1

DATE	OPPONENT	LSU RANK	RESULTS
11/14	at Northwestern		L, 71-62
11/17	#7 Ohio State		L, 59-55
<b>Seton Hall Classic (South Orange, N.J.)</b>			
11/19	vs. Massachusetts		W, 63-51
11/20	at Seton Hall		W, 58-40
11/23	Tulane		L, 54-52
<b>World Vision Challenge (Storrs, Conn.)</b>			
11/26	vs. Lehigh		W, 74-63
11/27	vs. Howard		W, 69-39
11/28	at #1 Connecticut		L, 81-51
11/30	at Nicholls State		W, 88-35
12/14	Texas Southern		W, 77-47
12/16	Texas-San Antonio		W, 74-41
12/19	Louisiana Tech		W, 68-53
12/21	Prairie View A&M		W, 70-48
12/28	at #9 UCLA		W, 55-53
01/02	#5 Tennessee		L, 73-65
01/06	at South Carolina		L, 63-61
01/09	Alabama		W, 72-43
01/13	at Mississippi State		W, 72-55
01/16	at Auburn		L, 65-53
01/20	Ole Miss		W, 78-43



# Year-By-Year Results

01/23	Florida	W, 72-58
01/27	Arkansas	L, 53-45
01/30	#20 Georgia	W, 47-41
02/03	at Vanderbilt	L, 55-50
02/06	at Ole Miss	W, 76-38
02/10	Auburn	W, 55-52
02/13	at #15 Kentucky	L, 49-47
02/20	at Arkansas	L, 42-40
02/24	South Carolina	W, 54-51 (OT)
02/27	at #4 Tennessee	L, 80-60
<b>SEC Tournament (Nashville, Tenn.)</b>		
03/03	vs. Alabama	W, 60-36
03/04	vs. #15 Kentucky	L, 60-58



**Nikki Fargas**  
**2011-Present**  
**Record: 83-50 (.624)**



**2011-12**  
**Record: 23-11 (10-6 SEC)**  
**H: 13-4 • A: 8-6 • N: 2-1**

## NCAA Tournament • 2nd Round

DATE	OPPONENT	LSU RANK	RESULTS
11/14	at Wichita State	#20	W, 64-56
11/16	#14 Georgetown	#20	W, 51-40
11/19	at Tulane	#20	L, 65-62 (OT)
11/21	Arkansas-Pine Bluff	#20	W, 80-28
11/22	Northwestern	#20	L, 44-43
11/27	at #18 Ohio State	#20	L, 77-68
12/11	Alabama State		W, 67-35
12/13	UCLA		W, 58-41
12/16	at McNeese State		W, 64-43
12/18	Lamar		W, 77-35
12/22	Grambling State		W, 62-47
12/29	at Louisiana Tech		W, 66-55
01/01	at Ole Miss		W, 83-44
01/05	at Mississippi State		W, 53-48
01/08	Alabama		W, 84-40
01/12	#24 South Carolina		W, 58-48
01/15	at Florida		L, 62-58
01/19	at #9 Tennessee		L, 65-56
01/22	Arkansas		L, 72-52
01/24	at East Tennessee State		W, 71-68 (OT)
01/29	at Vanderbilt		L, 81-72
02/02	Florida		L, 73-64
02/05	#5 Kentucky		W, 61-51
02/09	Mississippi State		W, 53-49
02/12	at Alabama		W, 51-46
02/16	at Arkansas		W, 50-42
02/19	Auburn		W, 57-41
02/23	#24 Vanderbilt		W, 69-66
02/26	at #16 Georgia		L, 62-46

## SEC Tournament (Nashville, Tenn.)

03/02	vs. Arkansas	W, 41-40
03/03	vs. #9 Kentucky	W, 72-61
03/04	vs. #10 Tennessee	L, 70-58

## NCAA Tournament 1st & 2nd Rounds (Baton Rouge, La.)

03/18	vs. San Diego State	W, 64-56
03/20	vs. #11 Penn State	L, 90-80



**2012-13**  
**Record: 22-12 (10-6 SEC)**  
**H: 15-3 • A: 5-7 • N: 2-2**

## NCAA Tournament • Sweet 16

DATE	OPPONENT	LSU RANK	RESULTS
11/11	Wichita State		W, 72-70
11/16	at Hampton		L, 67-58
11/19	at Georgetown		L, 71-69

## FIU Thanksgiving Classic (Miami, Fla.)

11/23	vs. #12 West Virginia	W, 71-63
11/25	at Florida International	W, 76-69
12/02	North Carolina State	W, 81-73
12/09	Tulane	L, 66-64 (OT)
12/13	East Tennessee State	W, 76-42
12/16	Louisiana Tech	W, 77-55
12/19	Grambling State	W, 90-59
12/21	McNeese State	W, 82-75
12/28	at Florida Gulf Coast	L, 76-70
12/31	New Orleans	W, 87-61
01/03	Ole Miss	W, 84-79

01/06	at Florida	L, 77-72
01/10	at Arkansas	L, 63-54
01/13	Mississippi State	W, 62-42
01/17	at #18 South Carolina	L, 66-59
01/20	Vanderbilt	W, 54-51
01/27	at #4 Kentucky	L, 73-60
01/31	at Auburn	W, 59-55
02/04	#14 Texas A&M	L, 74-57
02/07	#12 Tennessee	L, 64-62
02/10	#9 Georgia	W, 62-54
02/17	at Mississippi State	W, 63-41
02/22	at Missouri	W, 78-74 (OT)
02/24	#7 Kentucky	W, 77-72
02/28	Alabama	W, 76-42
03/03	at #13 Texas A&M	W, 67-52

## SEC Tournament (Nashville, Tenn.)

03/07	vs. Auburn	#22	W, 65-62
03/08	vs. #12 Georgia	#22	L, 71-53

## NCAA Tournament 1st & 2nd Rounds (Baton Rouge, La.)

03/24	vs. #20 Green Bay	W, 75-71
03/26	vs. #8 Penn State	W, 71-66

## NCAA Sweet 16 (Spokane, Wash.)

03/30	vs. #6 California	L, 73-63
-------	-------------------	----------



**2013-14**  
**Record: 21-13 (7-9 SEC)**  
**H: 12-4 • A: 6-7 • N: 3-2**

## NCAA Tournament • Sweet 16

DATE	OPPONENT	LSU RANK	RESULTS
<b>Preseason WNIT (Campus Sites)</b>			
11/08	Stephen F. Austin	#15	W, 86-58
11/10	Saint Joseph's	#15	W, 80-64
11/14	at #5 Louisville	#14	L, 88-67
11/20	Hampton	#15	W, 73-54
11/23	at Louisiana Tech	#15	W, 81-69

## Barclays Center Invitational (Brooklyn, N.Y.)

11/29	vs. Rutgers	#15	W, 69-65
11/30	vs. Michigan	#15	W, 64-62
12/03	Indiana State	#13	W, 83-66
12/15	at Arkansas-Little Rock	#13	W, 58-51
12/17	Florida Gulf Coast	#12	W, 69-46
12/20	at North Carolina State	#12	L, 89-79
12/30	Jackson State	#16	W, 72-45
01/02	at #5 Tennessee	#16	W, 80-77
01/05	at Tulane	#16	W, 63-35
01/09	Texas A&M	#12	L, 52-48
01/12	Florida	#12	W, 82-68
01/16	at Missouri	#14	W, 87-68
01/19	at #24 Vanderbilt	#14	L, 79-70
01/23	Auburn	#15	W, 71-60
01/26	at Ole Miss	#15	W, 66-56
01/30	Mississippi State	#14	W, 65-56
02/02	at #13 Kentucky	#14	L, 63-56
02/06	Missouri	#16	W, 75-58
02/09	at #19 Texas A&M	#16	L, 72-67
02/16	#5 South Carolina	#19	L, 73-57
02/20	at Georgia	#19	L, 71-67
02/23	Arkansas	#19	L, 57-53
02/27	#10 Tennessee		L, 72-67
03/02	at Alabama		L, 78-60

## SEC Tournament (Duluth, Ga.)

03/06	vs. Alabama	W, 78-65
03/07	vs. #6 Tennessee	L, 77-65

## NCAA Tournament 1st & 2nd Rounds (Baton Rouge, La.)

03/23	vs. Georgia Tech	W, 98-78
03/25	vs. #7 West Virginia	W, 76-67

## NCAA Sweet 16 (Louisville, Ky.)

03/30	at #4 Louisville	L, 73-47
-------	------------------	----------



**2014-15**  
**Record: 17-14 • 10-6 SEC**  
**H: 11-4 • A: 4-8 • N: 2-2 • OT: 2-0**

## NCAA Tournament • First Round

DATE	OPPONENT	LSU RANK	RESULTS
11/14	Little Rock		L, 70-54
11/15	Sam Houston State		W, 71-45
11/17	Jackson State		W, 52-44 (OT)
11/19	Tulane		L, 51-45
11/22	#22 Rutgers		L, 64-57

## Hardwood Tournament of Hope (Puerto Vallarta, Mexico)

11/25	vs. Santa Clara	L, 69-67
12/03	Louisiana Tech	W, 73-59
12/14	Southeastern Louisiana	W, 75-42
12/16	at Long Beach State	L, 59-44
12/19	at UCSB	W, 78-45

## Miami Holiday Tournament (Miami, Fla.)

12/28	vs. UNC Greensboro	W, 82-61
12/29	at Miami	L, 76-71
01/02	at Florida	W, 68-65
01/04	#1 South Carolina	L, 75-51
01/08	Vanderbilt	W, 64-44
01/11	at #9 Texas A&M	L, 55-48
01/15	at #15 Mississippi State	W, 71-69 (2 OT)
01/18	#10 Kentucky	W, 84-79
01/22	at #5 Tennessee	L, 75-58
01/29	Ole Miss	W, 70-41
02/02	Missouri	W, 74-65
02/05	at Auburn	W, 60-49
02/08	Alabama	W, 51-39
02/12	at #1 South Carolina	L, 86-62
02/19	Georgia	W, 64-52
02/22	at Arkansas	L, 63-41
02/26	at Ole Miss	L, 58-57
03/01	#12 Texas A&M	W, 80-63

## SEC Tournament (North Little Rock, Ark.)

03/06	vs. # 18 Texas A&M	W, 71-65
03/07	vs. #3 South Carolina	L, 74-54

## NCAA Tournament 1st & 2nd Rounds (Tampa, Fla.)

03/21	at #25 USF	L, 73-64
-------	------------	----------

### Notes

• Rankings indicate LSU and opponent Associated Press Rankings on gameday.

• Number in brackets after opponent indicates neutral or off-campus site:

- [1] F. G. Clark (Baton Rouge, La.)
- [2] Louisiana Superdome (New Orleans, La.)
- [3] The Crown (Cincinnati, Ohio)
- [4] New Orleans Arena (New Orleans, La.)
- [5] Houma Civic Center (Houma, La.)
- [6] XL Center (Hartford, Conn.)

OPPONENT	SERIES RECORD	LAST GAME SCORE
<b>Alabama</b>	<b>37-17</b>	<b>W, 51-39 (02/08/15)</b>
Alabama State	3-0	W, 67-35 (12/11/11)
Alcorn State	7-0	W, 95-60 (01/16/92)
Arizona	3-1	W, 76-43 (03/22/05 • NCAA T)
Arizona State	2-0	W, 65-54 (11/12/04)
<b>Arkansas</b>	<b>29-15</b>	<b>L, 63-41 (02/22/15)</b>
<b>Arkansas-Little Rock</b>	<b>1-1</b>	<b>L, 70-54 (11/14/14)</b>
Arkansas-Pine Bluff	2-0	W, 80-28 (11/21/11)
<b>Auburn</b>	<b>21-29</b>	<b>W, 60-49 (02/05/15)</b>
Austin Peay	1-0	LSU, 83-66 (03/21/04 • NCAA T)
Baylor	7-4	L, 64-60 (11/21/06)
Boise State	1-0	W, 58-38 (03/13/99 • WNIT)
Butler	1-0	W, 74-58 (03/15/98 • WNIT)
Cal State Fullerton	0-1	L, 91-89 (01/12/79)
Cal State Northridge	1-0	W, 70-52 (12/31/90)
California	1-1	L, 73-63 (03/30/13 • NCAA T)
Charleston Southern	1-0	W, 90-42 (11/24/95)
Clemson	0-2	L, 60-58 (12/20/98)
Colorado	2-2	W, 75-44 (11/27/04)
<b>Connecticut</b>	<b>1-6</b>	<b>L, 81-51 (11/28/10)</b>
Delaware State	1-0	W, 94-32 (12/28/00)
DePaul	1-0	W, 66-56 (03/25/06 • NCAA T)
Detroit	1-1	W, 80-44 (12/02/06)
Drake	1-0	W, 76-50 (11/28/86)
Duke	2-3	L, 60-52 (03/24/10 • NCAA T)
East Carolina	2-0	W, 70-65 (01/11/86)
East Tennessee State	2-0	W, 76-42 (12/13/12)
Eastern Washington	1-0	W, 105-52 (11/25/06)
Evansville	1-0	W, 78-69 (03/13/99 • NCAA T)
<b>Florida</b>	<b>26-12</b>	<b>W, 68-65 (01/02/15)</b>
Florida Atlantic	2-0	W, 72-48 (03/18/06 • NCAA T)
Florida International	4-1	W, 76-69 (11/25/12)
Florida Gulf Coast	1-1	W, 69-46 (12/17/13)
Florida State	5-3	L, 61-57 (12/28/08)
Fordham	1-0	W, 62-42 (11/29/96)
Fresno State	1-0	W, 76-73 (12/29/88)
George Washington	1-0	W, 72-56 (11/24/89)
Georgetown	2-1	L, 71-69 (11/19/12)
<b>Georgia</b>	<b>19-23</b>	<b>W, 64-52 (02/19/15)</b>
Georgia Tech	1-0	W, 98-78 (03/23/14 • NCAA T)
Grambling State	4-0	W, 90-59 (12/19/12)
Green Bay	3-0	W, 75-71 (03/24/13 • NCAA T)
Hampton	1-1	W, 73-54 (11/20/13)
Hartford	2-0	W, 60-39 (03/20/10 • NCAA T)
Hawaii	1-1	L, 79-63 (11/23/97)
Houston	6-3	W, 72-54 (11/21/09)
Houston Baptist	1-0	W, 93-31 (12/15/09)
Howard	2-0	W, 69-39 (11/27/10)
Illinois-Chicago	1-0	W, 86-44 (12/18/07)
Indiana State	1-0	W, 83-66 (12/03/13)
Iowa	1-2	L, 73-65 (11/25/90)
Jackson State	12-2	W, 62-44 (01/17/14)
Kansas	1-0	W, 74-63 (11/24/90)
Kansas State	2-3	W, 78-64 (01/03/90)
Kent State	2-0	W, 73-49 (12/17/03)
<b>Kentucky</b>	<b>32-12</b>	<b>W, 84-79 (01/18/15)</b>
LaSalle	1-0	W, 94-61 (01/09/84)
Lamar	12-3	W, 77-35 (12/18/11)
Lehigh	1-0	W, 74-63 (11/26/10)
Liberty	2-0	W, 90-48 (03/26/05 • NCAA T)
<b>Long Beach State</b>	<b>2-2</b>	<b>L, 59-44 (12/16/14)</b>
Louisiana-Lafayette	22-0	W, 72-37 (11/21/07)
<b>Louisiana-Monroe</b>	<b>11-3</b>	<b>W, 86-48 (12/13/03)</b>
Louisiana Tech	16-12	W, 73-59 (12/03/14)
Louisville	1-4	L, 73-47 (03/30/14 • NCAA T)
<b>Maine</b>	<b>2-0</b>	<b>W, 81-50 (11/11/04)</b>
<b>Marist</b>	<b>1-0</b>	<b>W, 68-49 (03/24/08 • NCAA T)</b>
Marquette	1-0	W, 71-58 (03/17/97 • NCAA T)
Maryland	3-2	L, 75-62 (11/18/07)
Massachusetts	1-0	W, 63-51 (11/19/10)
McNeese State	15-4	W, 82-75 (12/21/12)
Memphis	2-2	W, 84-66 (01/08/97)
Mercer	5-0	W, 87-31 (12/18/01)
Miami (Fla.)	3-1	L, 76-71 (12/29/14)
Michigan	2-1	W, 64-62 (11/30/13)
Michigan State	3-0	W, 64-41 (11/15/07)
Middle Tennessee	3-2	W, 61-40 (11/18/09)
Minnesota	2-1	W, 66-45 (01/07/06)
<b>Mississippi State</b>	<b>47-6</b>	<b>W, 71-69 (2017) (01/15/15)</b>
<b>Missouri</b>	<b>6-2</b>	<b>W, 74-65 (02/02/15)</b>
Missouri State	1-1	W, 66-54 (12/18/04)

OPPONENT	SERIES RECORD	LAST GAME SCORE
Missouri-Kansas City	1-0	W, 75-60 (01/02/94)
Nebraska	2-1	L, 77-63 (12/20/09)
New Mexico	1-0	W, 54-49 (11/10/00)
New Orleans	22-5	W, 87-61 (12/31/12)
Nicholls State	11-0	W, 88-35 (11/30/10)
Norfolk State	1-0	W, 81-48 (02/02/79)
North Carolina	2-0	W, 56-50 (03/31/08 • NCAA T)
North Carolina A&T	2-0	W, 75-33 (12/16/09)
North Carolina State	1-1	L, 89-79 (12/20/13)
North Dakota State	1-0	W, 79-70 (11/27/81)
North Texas	3-0	W, 77-51 (11/30/04)
Northwestern	1-3	L, 44-43 (11/22/11)
Northwestern State	11-2	W, 118-90 (02/19/86)
Notre Dame	2-2	L, 62-53 (11/16/08)
Ohio	1-0	W, 85-57 (12/18/02)
Ohio State	4-3	L, 77-68 (11/27/11)
Oklahoma State	4-0	W, 67-52 (03/29/08 • NCAA T)
Old Dominion	0-2	L, 61-49 (03/22/97)
<b>Ole Miss</b>	<b>31-22</b>	<b>L, 58-57 (02/26/15)</b>
Oregon	1-4	L, 76-67 (11/16/03)
Pacific	1-0	W, 88-58 (12/30/88)
Penn State	4-3	W, 71-66 (03/26/13 • NCAA T)
Pepperdine	0-1	L, 83-73 (12/20/91)
Portland State	1-0	W, 93-77 (01/12/81)
Prairie View A&M	4-0	W, 70-48 (12/21/10)
Princeton	1-0	W, 97-49 (01/10/84)
<b>Purdue</b>	<b>2-2</b>	<b>L, 70-54 (12/02/01)</b>
Rice	3-1	W, 73-51 (11/29/03)
Richmond	2-0	W, 76-53 (12/18/03)
<b>Rutgers</b>	<b>2-6</b>	<b>L, 64-57 (11/22/14)</b>
Saint Joseph's	1-0	W, 80-64 (11/10/13)
Saint Mary's	2-0	W, 68-65 (11/27/99)
Sam Houston State	4-0	W, 71-45 (11/15/14)
<b>Samford</b>	<b>1-0</b>	<b>W, 86-38 (11/09/07)</b>
San Diego State	1-0	W, 64-56 (03/18/12 • NCAA T)
San Francisco	1-0	W, 94-54 (12/07/84)
Santa Clara	1-1	L, 69-67 (11/25/14)
Savannah State	1-0	W, 89-63 (12/15/77)
Seton Hall	1-0	W, 58-40 (11/20/10)
SMU	6-2	W, 83-62 (11/28/00)
South Alabama	2-0	W, 78-64 (01/23/89)
<b>South Carolina</b>	<b>22-9</b>	<b>L, 74-54 (03/07/15 • SECT)</b>
Southeastern Louisiana	30-7	W, 75-42 (12/14/14)
Southern	20-4	W, 107-39 (11/22/05)
Southern Illinois	0-1	L, 70-56 (03/15/87 • NCAA T)
Southern Miss	10-6	W, 80-35 (11/21/04)
St. Bonaventure	1-1	W, 80-43 (11/26/99)
St. John's	2-0	W, 100-69 (11/17/98)
Stanford	2-0	W, 62-59 (03/27/06 • NCAA T)
Stephen F. Austin	8-8	W, 86-58 (11/08/13)
Stetson	1-0	W, 70-36 (03/20/05 • NCAA T)
TCU	5-0	W, 73-54 (11/11/07)
Temple	2-0	W, 65-51 (11/23/04)
<b>Tennessee</b>	<b>13-47</b>	<b>L, 75-58 (01/22/15)</b>
Tennessee-Chattanooga	2-0	W, 93-61 (12/18/84)
Tennessee-Martin	1-0	W, 95-47 (11/24/01)
Tennessee Tech	1-0	W, 86-63 (12/20/84)
Texas	4-4	W, 71-55 (03/27/04 • NCAA T)
Texas-Arlington	1-0	W, 93-55 (02/10/78)
Texas-Pan American	2-0	W, 87-35 (02/08/99)
Texas-San Antonio	1-0	W, 74-41 (12/16/10)
<b>Texas A&amp;M</b>	<b>10-8</b>	<b>W, 71-65 (03/06/15 • SECT)</b>
Texas A&M-Corpus Christi	1-0	W, 74-45 (11/26/05)
<b>Texas Southern</b>	<b>3-0</b>	<b>W, 77-47 (12/14/10)</b>
Texas State	4-1	W, 78-38 (12/30/04)
Texas Tech	8-1	W, 76-68 (11/13/05)
<b>Tulane</b>	<b>29-7</b>	<b>L, 51-45 (11/19/14)</b>
Tulsa	1-0	W, 61-37 (11/24/06)
<b>UC Santa Barbara</b>	<b>4-0</b>	<b>W, 78-45 (12/19/14)</b>
UCF	2-0	W, 81-63 (01/24/94)
UCLA	4-2	W, 58-41 (12/13/11)
UNC Asheville	2-0	W, 77-39 (03/17/07 • NCAA T)
UNC Greensboro	1-0	W, 82-61 (12/28/14)
UNLV	5-4	L, 71-49 (12/13/92)
USF	2-1	L, 73-64 (03/21/15)
<b>Vanderbilt</b>	<b>19-24</b>	<b>W, 64-44 (01/08/15)</b>
Villanova	1-0	W, 63-56 (11/15/03)
Virginia Tech	2-1	W, 70-40 (11/14/06)
<b>Wake Forest</b>	<b>1-0</b>	<b>W, 63-52 (12/22/99)</b>
Washington	1-1	W, 72-49 (03/20/06 • NCAA T)

OPPONENT	SERIES RECORD	LAST GAME SCORE
Washington State	2-0	W, 87-50 (11/29/02)
West Virginia	5-0	W, 76-67 (03/25/14)
Western Kentucky	1-0	W, 65-51 (01/25/90)
Wichita State	2-0	W, 72-70 (11/11/12)
Xavier (Ohio)	1-1	W, 56-47 (12/30/09)

### NON DIVISON I

OPPONENT	SERIES RECORD	LAST GAME SCORE
Belhaven	2-0	W, 67-42 (1975-76)
Cal State-Los Angeles	1-0	W, 68-64 (01/13/82)
Cal Poly-Pomona	1-0	W, 84-79 (01/07/85)
Centenary	4-0	W, 92-19 (11/15/09)
Concordia	1-0	W, 73-61 (11/25/81)
Delta State	8-4	W, 89-73 (11/29/81)
Immaculata	1-0	W, 74-68 (03/25/77)
Louisiana College	8-1	W, 84-61 (02/01/83)
Lynn University	2-0	W, 86-63 (12/18/96)
Mississippi College	4-3	W, 111-61 (12/03/83)
Miss. Univ. for Women	2-0	W, 63-61 (11/14/79)
Montclair State	1-0	W, 85-80 (12/05/77)
Oklahoma City	1-0	W, 106-64 (01/11/85)
Valdosta State	2-1	W, 85-75 (11/15/79)
Wayland Baptist	2-3	L, 76-62 (12/19/80)
West Texas State	1-0	W, 109-48 (11/25/76)
Western Washington	1-0	W, 91-53 (03/23/77)
Whitworth	0-1	L, 64-58 (1975-76)

**Bold indicates 2015-16 opponent**



**2014-15 • Record 17-14 (10-6 SEC) • NCAA Tournament • 1st Round**

	GM	MIN	FG-FGA	PCT.	FT-FTA	PCT.	REB-AVG.	PF	A	TO	BLK	STL	PTS-AVG
LSU	31	6275	747-1849	.404	367-557	.659	1172-37.8	605	345	532	78	337	1961-63.3
Opponents	31	6275	651-1644	.396	428-625	.685	1141-36.8	568	364	628	98	284	1875-60.5

**2013-14 • Record 21-13 (7-9 SEC) • NCAA Tournament • Sweet 16**

	GM	MIN	FG-FGA	PCT.	FT-FTA	PCT.	REB-AVG.	PF	A	TO	BLK	STL	PTS-AVG
LSU	34	6800	860-2057	.418	523-723	.723	1361-40.0	687	426	580	138	281	2379-70.0
Opponents	34	6800	755-1946	.388	498-718	.694	1246-36.6	697	412	621	104	294	2212-65.1

**2012-13 • Record 22-12 (10-6 SEC) • NCAA Tournament • Sweet 16**

	GM	MIN	FG-FGA	PCT.	FT-FTA	PCT.	REB-AVG.	PF	A	TO	BLK	STL	PTS-AVG
LSU	34	6852	864-2011	.430	507-714	.710	1319-38.8	563	469	574	170	301	2346-69.0
Opponents	34	6852	797-2054	.388	393-592	.664	1281-37.7	661	479	600	99	325	2169-63.8

**2011-12 • Record 23-11 (10-6 SEC) • NCAA Tournament • 2nd Round**

	GM	MIN	FG-FGA	PCT.	FT-FTA	PCT.	REB-AVG.	PF	A	TO	BLK	STL	PTS-AVG
LSU	34	6851	758-1755	.432	488-684	.713	1332-39.2	545	457	657	146	282	2115-62.2
Opponents	34	6851	658-1901	.346	344-550	.625	1125-33.1	649	335	578	75	320	1841-54.1

**2010-11 • Record 19-13 (8-8 SEC)**

	GM	MIN	FG-FGA	PCT.	FT-FTA	PCT.	REB-AVG.	PF	A	TO	BLK	STL	PTS-AVG
LSU	32	6424	714-1795	.398	381-594	.641	1273-39.8	474	436	470	125	196	1981-61.9
Opponents	32	6425	612-1769	.346	335-478	.701	1133-35.4	546	275	492	85	188	1692-52.9

**2009-10 • Record 21-10 (9-7 SEC) • NCAA Tournament • 2nd Round**

	GM	MIN	FG-FGA	PCT.	FT-FTA	PCT.	REB-AVG.	PF	A	TO	BLK	STL	PTS-AVG
LSU	31	6350	768-1851	.415	467-644	.725	1221-39.4	446	446	395	122	283	2124-68.5
Opponents	31	6350	614-1644	.373	266-411	.647	1071-34.5	566	276	607	97	165	1611-52.0

**2008-09 • Record 19-11 (10-4 SEC) • NCAA Tournament • 2nd Round**

	GM	MIN	FG-FGA	PCT.	FT-FTA	PCT.	REB-AVG.	PF	A	TO	BLK	STL	PTS-AVG
LSU	30	6000	695-1655	.420	344-520	.662	1099-36.6	462	398	419	136	251	1794-59.8
Opponents	30	6000	581-1615	.360	319-481	.663	1070-35.7	499	276	498	78	180	1605-53.5

**2007-08 • Record 31-6 (14-0 SEC) • SEC Champions • NCAA Tournament • Final Four**

	GM	MIN	FG-FGA	PCT.	FT-FTA	PCT.	REB-AVG.	PF	A	TO	BLK	STL	PTS-AVG
LSU	37	7400	982-2175	.451	423-646	.655	1396-37.7	N/A	494	474	174	412	2561-69.2
Opponents	37	7400	694-2037	.341	328-477	.688	1335-36.1	N/A	358	700	69	215	1849-50.0

**2006-07 • Record 30-8 (10-4 SEC) • NCAA Tournament • Final Four**

	GM	MIN	FG-FGA	PCT.	FT-FTA	PCT.	REB-AVG.	PF	A	TO	BLK	STL	PTS-AVG
LSU	38	7602	972-2263	.430	425-641	.663	1521-40.0	521	585	510	209	385	2502-65.9
Opponents	38	7599	683-2082	.328	336-490	.686	1311-34.5	615	397	686	95	242	1863-49.0

**2005-06 • Record 31-4 (13-1 SEC) • SEC Champions • NCAA Tournament • Final Four**

	GM	MIN	FG-FGA	PCT.	FT-FTA	PCT.	REB-AVG.	PF	A	TO	BLK	STL	PTS-AVG
LSU	35	7025	1020-2090	.488	474-691	.686	1397-39.9	429	574	477	158	379	2595-74.1
Opponents	35	7027	722-2021	.357	244-368	.663	1131-32.3	614	365	648	88	230	1866-53.3

**2004-05 • Record 33-3 (14-0 SEC) • SEC Champions • NCAA Tournament • Final Four**

	GM	MIN	FG-FGA	PCT.	FT-FTA	PCT.	REB-AVG.	PF	A	TO	BLK	STL	PTS-AVG
LSU	36	7225	1027-2186	.470	423-632	.669	1427-39.6	504	613	496	220	401	2588-71.9
Opponents	36	7225	693-2028	.342	354-502	.705	1234-34.3	579	362	684	109	218	1886-52.4

**2003-04 • Record 27-8 (10-4 SEC) • NCAA Tournament • Final Four**

	GM	MIN	FG-FGA	PCT.	FT-FTA	PCT.	REB-AVG.	PF	A	TO	BLK	STL	PTS-AVG
LSU	35	7000	996-2146	.464	467-640	.730	1310-37.4	546	596	443	132	332	2563-73.2
Opponents	35	7000	790-2031	.369	428-610	.702	1247-35.6	565	419	603	120	216	2177-62.2

**2002-03 • Record 30-4 (11-3 SEC) • NCAA Tournament • Elite 8**

	GM	MIN	FG-FGA	PCT.	FT-FTA	PCT.	REB-AVG.	PF	A	TO	BLK	STL	PTS-AVG
LSU	34	6900	1015-2069	.491	436-611	.758	1238-36.4	442	635	462	176	349	2593-76.3
Opponents	34	6900	792-2036	.389	310-432	.718	1208-35.5	573	402	643	59	206	2003-58.9

**2001-02 • Record 18-12 (8-6 SEC) • NCAA Tournament • 2nd Round**

	GM	MIN	FG-FGA	PCT.	FT-FTA	PCT.	REB-AVG.	PF	A	TO	BLK	STL	PTS-AVG
LSU	30	6050	817-1772	.461	450-619	.727	1081-36.0	402	495	405	98	250	2187-72.9
Opponents	30	6050	760-1835	.414	281-422	.666	1117-37.2	515	430	492	97	198	1937-64.6

**2000-01 • Record 20-11 (8-6 SEC) • NCAA Tournament • 2nd Round**

	GM	MIN	FG-FGA	PCT.	FT-FTA	PCT.	REB-AVG.	PF	A	TO	BLK	STL	PTS-AVG
LSU	31	6200	833-1780	.468	453-644	.703	1056-34.1	456	510	449	85	302	2210-71.3
Opponents	31	6175	716-1786	.401	330-480	.688	1143-36.9	566	418	570	70	230	1904-61.4

**1999-2000 • Record 25-7 (11-3 SEC) • NCAA Tournament • Elite 8**

	GM	MIN	FG-FGA	PCT.	FT-FTA	PCT.	REB-AVG.	PF	A	TO	BLK	STL	PTS-AVG
LSU	32	6426	912-1842	.495	321-521	.616	1114-34.8	470	642	488	105	344	2218-69.3
Opponents	32	6425	687-1792	.333	310-480	.646	1131-35.3	512	442	638	34	251	1839-57.5

**1998-99 • Record 22-8 (10-4 SEC) • NCAA Tournament • Sweet 16**

	GM	MIN	FG-FGA	PCT.	FT-FTA	PCT.	REB-AVG.	PF	A	TO	BLK	STL	PTS-AVG
LSU	30	6025	856-1792	.478	416-617	.674	1111-37.0	535	552	504	100	307	2230-74.3
Opponents	30	6025	675-1694	.398	393-603	.653	1069-35.6	568	373	634	61	236	1841-61.4

**1997-98 • Record 19-13 (7-7 SEC) • WNIT • Final Four**

	GM	MIN	FG-FGA	PCT.	FT-FTA	PCT.	REB-AVG.	PF	A	TO	BLK	STL	PTS-AVG
LSU	32	N/A	794-1896	.41.9	488-709	.68.8	1267-39.6	653	459	617	119	313	2185-68.3
Opponents	32	N/A	714-1838	.38.8	541-793	.68.2	1213-37.9	620	396	632	97	323	2083-65.1

### 1996-97 • Record 25-5 (9-3 SEC) • NCAA Tournament • Sweet 16

	GM	MIN	FG-FGA	PCT.	FT-FTA	PCT.	REB-AVG.	PF	A	TO	BLK	STL	PTS-AVG
LSU	30	N/A	846-1859	45.5	515-747	68.9	1211-40.4	585	493	544	116	345	2314-77.1
Opponents	30	N/A	688-1806	38.1	448-672	66.7	1189-39.6	614	371	669	62	272	1963-65.4

### 1995-96 • Record 21-11 (4-7 SEC) • NWIT

	GM	MIN	FG-FGA	PCT.	FT-FTA	PCT.	REB-AVG.	PF	A	TO	BLK	STL	PTS-AVG
LSU	32	N/A	912-2040	44.7	513-779	65.9	1383-43.2	646	492	596	75	367	2456-76.8
Opponents	32	N/A	749-1893	39.6	532-812	65.5	1199-37.5	649	390	665	61	330	2158-67.4

### 1994-95 • Record 7-20 (1-10 SEC)

	GM	MIN	FG-FGA	PCT.	FT-FTA	PCT.	REB-AVG.	PF	A	TO	BLK	STL	PTS-AVG
LSU	27	N/A	672-1769	38.0	455-657	64.3	1224-45.3	580	383	567	43	254	1846-68.4
Opponents	27	N/A	723-1734	41.7	455-695	65.5	1180-43.7	525	439	498	77	290	2006-74.3

### 1993-94 • Record 11-16 (2-9 SEC)

	GM	MIN	FG-FGA	PCT.	FT-FTA	PCT.	REB-AVG.	PF	A	TO	BLK	STL	PTS-AVG
LSU	27	N/A	743-1706	43.6	405-637	63.6	1140-42.2	557	420	589	49	310	1990-73.7
Opponents	27	N/A	721-1787	40.3	428-638	67.1	1172-43.4	575	389	586	68	302	1970-73.0

### 1992-93 • Record 9-18 (0-11 SEC)

	GM	MIN	FG-FGA	PCT.	FT-FTA	PCT.	REB-AVG.	PF	A	TO	BLK	STL	PTS-AVG
LSU	27	N/A	700-1700	41.2	361-533	.677	1050-38.9	497	370	573	65	270	1851-68.6
Opponents	27	N/A	766-1692	.453	374-566	.661	1117-41.4	495	425	561	85	293	1995-73.9

### 1991-92 • Record 16-13 (4-7 SEC)

	GM	MIN	FG-FGA	PCT.	FT-FTA	PCT.	REB-AVG.	PF	A	TO	BLK	STL	PTS-AVG
LSU	29	N/A	792-1767	.448	396-567	.698	1162-40.1	545	423	561	63	241	2114-72.9
Opponents	29	N/A	746-1824	.409	365-574	.636	1152-39.7	567	402	568	51	289	1945-67.1

### 1990-91 • Record 24-7 (5-4 SEC) • NCAA Tournament • 2nd Round

	GM	MIN	FG-FGA	PCT.	FT-FTA	PCT.	REB-AVG.	PF	A	TO	BLK	STL	PTS-AVG
LSU	31	N/A	938-1959	.479	534-744	.718	1328-42.8	567	483	571	71	272	2497-80.6
Opponents	31	N/A	835-2094	.399	401-607	.661	1217-39.3	633	432	556	46	297	2173-70.1

### 1989-90 • Record 21-9 (4-5 SEC) • NCAA Tournament • 1st Round

	GM	MIN	FG-FGA	PCT.	FT-FTA	PCT.	REB-AVG.	PF	A	TO	BLK	STL	PTS-AVG
LSU	30	N/A	841-1863	.451	426-622	.685	1213-40.4	596	459	595	80	312	2177-72.6
Opponents	30	N/A	736-1821	.404	454-672	.676	1162-38.7	572	382	611	33	302	1983-66.1

### 1988-89 • Record 19-11 (5-4 SEC) • NCAA Tournament • Sweet 16

	GM	MIN	FG-FGA	PCT.	FT-FTA	PCT.	REB-AVG.	PF	A	TO	BLK	STL	PTS-AVG
LSU	30	N/A	854-1889	.452	408-630	.648	1192-39.7	636	436	552	129	302	2172-72.4
Opponents	30	N/A	749-1848	.405	482-751	.642	1261-42.0	552	414	619	76	259	2027-67.6

### 1987-88 • Record 18-11 (6-3 SEC) • NCAA Tournament • 1st Round

	GM	MIN	FG-FGA	PCT.	FT-FTA	PCT.	REB-AVG.	PF	A	TO	BLK	STL	PTS-AVG
LSU	29	5825	843-1861	.453	422-605	.698	1263-43.5	617	491	581	104	293	2137-73.7
Opponents	29	5825	718-1829	.393	466-729	.639	1179-40.6	540	392	537	56	288	1968-67.9

### 1986-87 • Record 20-8 (6-3 SEC) • NCAA Tournament • 1st Round

	GM	MIN	FG-FGA	PCT.	FT-FTA	PCT.	REB-AVG.	PF	A	TO	BLK	STL	PTS-AVG
LSU	28	5650	874-1755	.498	416-626	.665	1225-44.0	502	381	544	74	254	2164-78.1
Opponents	28	5650	737-1757	.419	343-538	.638	933-33.1	574	276	458	79	245	1817-64.9

### 1985-86 • Record 27-6 (6-3 SEC) • NCAA Tournament • Elite 8

	GM	MIN	FG-FGA	PCT.	FT-FTA	PCT.	REB-AVG.	PF	A	TO	BLK	STL	PTS-AVG
LSU	33	6600	985-2053	.480	436-636	.685	1351-40.9	594	455	657	122	294	2406-72.9
Opponents	33	6600	832-2020	.412	361-591	.611	1194-36.2	610	359	664	70	248	2025-61.4

### 1984-85 • Record 20-9 (4-5 SEC) • NWIT Champions

	GM	MIN	FG-FGA	PCT.	FT-FTA	PCT.	REB-AVG.	PF	A	TO	BLK	STL	PTS-AVG
LSU	29	N/A	941-1951	.482	470-697	.674	1253-43.2	N/A	395	555	108	258	2352-81.1
Opponents	29	N/A	800-1822	.439	390-591	.660	1060-36.6	N/A	296	628	73	200	1990-68.6

### 1983-84 • Record 23-7 (5-3 SEC) • NCAA Tournament • Sweet 16

	GM	MIN	FG-FGA	PCT.	FT-FTA	PCT.	REB-AVG.	PF	A	TO	BLK	STL	PTS-AVG
LSU	30	N/A	1044-2081	.502	500-709	.705	1190-39.7	528	427	N/A	78	299	2588-86.3
Opponents	30	N/A	912-1963	.465	356-510	.698	1132-37.7	614	458	N/A	79	226	2180-72.7

### 1982-83 • Record 20-7 (6-2 SEC)

	GM	MIN	FG-FGA	PCT.	FT-FTA	PCT.	REB-AVG.	PF	A	TO	BLK	STL	PTS-AVG
LSU	27	N/A	927-1926	.481	379-631	.601	1159-42.9	509	436	N/A	157	276	2233-82.7
Opponents	27	N/A	765-1822	.420	337-515	.654	1142-42.3	551	425	N/A	82	208	1867-69.1

### 1981-82 • Record 18-13

	GM	MIN	FG-FGA	PCT.	FT-FTA	PCT.	REB-AVG.	PF	A	TO	BLK	STL	PTS-AVG
LSU	31	N/A	979-1963	.499	345-534	.646	1240-40.0	574	486	N/A	142	238	2302-74.3
Opponents	31	N/A	866-2091	.414	400-603	.663	1146-37.0	533	484	N/A	79	243	2132-68.8

### 1980-81 • Record 17-15

	GM	MIN	FG-FGA	PCT.	FT-FTA	PCT.	REB-AVG.	PF	A	TO	BLK	STL	PTS-AVG
LSU	32	N/A	1081-2162	.500	347-586	.593	1348-42.1	726	541	649	140	351	2511-78.5
Opponents	32	N/A	922-2064	.447	567-843	.672	1275-39.8	580	463	566	84	318	2400-75.0

### 1979-80 • Record 17-17

	GM	MIN	FG-FGA	PCT.	FT-FTA	PCT.	REB-AVG.	PF	A	TO	BLK	STL	PTS-AVG
LSU	34	N/A	1000-2059	.486	532-713	.688	1419-41.7	640	567	N/A	N/A	N/A	2532-74.5
Opponents	34	N/A	1100-2507	.436	425-637	.677	1335-39.9	632	586	N/A	N/A	N/A	2542-74.8



# Head Coach Records



**Jinks Coleman**

3 1/2 Seasons • 91-32 (.740)



**Barbara Swanner**

3 1/2 Seasons • 57-50 (.533)



**Sue Gunter**

22 Seasons • 442-221 (.667)



**Pokey Chatman**

3 Seasons • 90-14 (.865)



**Bob Starkey**

5 Games • 4-1 (.800)



**Van Chancellor**

4 Seasons • 90-40 (.692)



**Nikki Fargas**

4 Seasons • 83-50 (.624)

## Year-by-Year Coaching Records

YEAR	OVERALL RECORD	PCT.	SEC RECORD	SEC FINISH	POSTSEASON	COACH
1975-76	17-14	.548	—	—	AIAW Regionals	Jinks Coleman
1976-77	29-8	.783	—	—	AIAW National Finalist	Jinks Coleman
1977-78	37-3	.925	—	—	AIAW Regionals	Jinks Coleman
1978-79	13-12	.520	—	—	AIAW Regionals	Jinks Coleman/Barbara Swanner
1979-80	17-17	.500	—	—	AIAW Regionals	Barbara Swanner
1980-81	17-15	.531	—	—	AIAW Regionals	Barbara Swanner
1981-82	18-13	.580	—	—		Barbara Swanner
1982-83	20-7	.740	6-2	T-1st (SEC West)		Sue Gunter
1983-84	23-7	.766	5-3	2nd (SEC West)	NCAA Tournament Sweet 16	Sue Gunter
1984-85	20-9	.689	4-4	3rd (SEC West)	Women's NIT Champions	Sue Gunter
1985-86	27-6	.818	6-3	T-2nd	NCAA Tournament Elite 8	Sue Gunter
1986-87	20-8	.714	6-3	T-4th	NCAA Tournament 2nd Round	Sue Gunter
1987-88	18-11	.621	6-3	3rd	NCAA Tournament 1st Round	Sue Gunter
1988-89	19-11	.633	5-4	T-4th	NCAA Tournament Sweet 16	Sue Gunter
1989-90	21-9	.700	4-5	T-6th	NCAA Tournament 1st Round	Sue Gunter
1990-91	24-7	.774	5-4	4th	NCAA Tournament 2nd Round	Sue Gunter
1991-92	16-13	.552	4-7	T-7th		Sue Gunter
1992-93	9-18	.333	0-11	12th		Sue Gunter
1993-94	11-16	.407	2-9	T-10th		Sue Gunter
1994-95	7-20	.259	1-10	T-10th		Sue Gunter
1995-96	21-11	.656	4-7	T-8th	NWIT	Sue Gunter
1996-97	25-5	.833	9-3	T-3rd	NCAA Tournament Sweet 16	Sue Gunter
1997-98	19-13	.593	7-7	T-6th	WNIT Semifinalist	Sue Gunter
1998-99	22-8	.733	10-4	2nd	NCAA Tournament Sweet 16	Sue Gunter
1999-00	25-7	.781	11-3	3rd	NCAA Tournament Elite 8	Sue Gunter
2000-01	20-11	.645	8-6	T-4th	NCAA Tournament 2nd Round	Sue Gunter
2001-02	18-12	.600	8-6	T-4th	NCAA Tournament 2nd Round	Sue Gunter
2002-03	30-4	.882	11-3	2nd	NCAA Elite Eight	Sue Gunter
2003-04	27-8	.771	10-4	2nd	NCAA Final Four	Sue Gunter
2004-05	33-3	.917	14-0	1st	NCAA Final Four	Pokey Chatman
2005-06	31-4	.886	13-1	1st	NCAA Final Four	Pokey Chatman
2006-07	30-8	.789	10-4	T-3rd	NCAA Final Four	Pokey Chatman/Bob Starkey
2007-08	31-6	.838	14-0	1st	NCAA Final Four	Van Chancellor
2008-09	19-11	.633	10-4	T-2nd	NCAA Tournament 2nd Round	Van Chancellor
2009-10	21-10	.677	9-7	T-3rd	NCAA Tournament 2nd Round	Van Chancellor
2010-11	19-13	.594	8-8	T-5th		Van Chancellor
2011-12	23-11	.676	10-6	T-4th	NCAA Tournament 2nd Round	Nikki Fargas
2012-13	22-12	.647	10-6	6th	NCAA Tournament Sweet 16	Nikki Fargas
2013-14	21-13	.618	7-9	T-6th	NCAA Tournament Sweet 16	Nikki Fargas
2014-15	17-14	.548	10-6	T-4th	NCAA Tournament 1st Round	Nikki Fargas
<b>Totals</b>	<b>857-408</b>	<b>.677</b>	<b>247-163</b>	<b>(.602)</b>		

### ALL-TIME ASSISTANT COACHES (18)

ASSISTANT COACH	TENURE	HEAD COACH(ES) WORKED FOR
Carla Berry	1999-2007	Sue Gunter, Pokey Chatman
<b>Tasha Butts</b>	<b>2011-present</b>	<b>Nikki Fargas</b>
Pokey Chatman	1992-2004	Sue Gunter
Clarence Christenson	1979-92	Barbara Swanner, Sue Gunter
Joni Crenshaw	2010-11	Van Chancellor
Angel Elderkin	2013-14	Nikki Fargas
Tommy Goodson	1984-98	Sue Gunter
Jim Izard	1983-84	Sue Gunter
Kenya Larkin-Landers	2008-10	Van Chancellor
Paula Lee	1994-2001	Sue Gunter
Travis Mays	2007-11	Van Chancellor
<b>Tony Perotti</b>	<b>2011-present</b>	<b>Nikki Fargas</b>
Maggi Romero	1982-86	Sue Gunter
Christie Sides	2004-07	Pokey Chatman
Bob Starkey	1999-2011	Sue Gunter, Pokey Chatman, Van Chancellor
Stacie Terry	2011-13	Nikki Fargas
<b>Charlene Thomas-Swinson</b>	<b>2015-present</b>	<b>Nikki Fargas</b>
Yolanda Wells-Broughton	2007-08	Van Chancellor



Tasha Butts



Tony Perotti







## LSU • SEC Tournament History

**Appearances: 36**

**All-Time Record: 34-35**

**Best Finish: Champions • 1991, 2003**



### 1980 • Knoxville, Tenn.

First Round: Bye

Second Round: Auburn 70, LSU 64

### 1981 • Baton Rouge, La.

First Round: Bye

Second Round: Auburn 73, LSU 71 (OT)

### 1982 • Lexington, Ky.

First Round: Bye

Second Round: LSU 77, Ole Miss 73

Semifinals: Kentucky 85, LSU 71

Consolation: Georgia 77, LSU 66

### 1983 • Knoxville, Tenn.

First Round: Bye

Second Round: (E3) Georgia 79, (W2) LSU 78

### 1984 • Athens, Ga.

First Round: Bye

Second Round: (W2) LSU 91, (E3) Kentucky 81

Semifinals: (E1) Georgia 84, (W2) LSU 77

### 1985 • Knoxville, Tenn.

First Round: Bye

Second Round: (E2) Tennessee 85, (W3) LSU 78

### 1986 • Athens, Ga.

First Round: Bye

Second Round: (3) LSU 67, (6) Kentucky 66

Semifinals: (3) LSU 83, (7) Vanderbilt 60

Finals: (1) Georgia 94, (3) LSU 72

### 1987 • Albany, Ga.

First Round: Bye

Second Round: (4) Tennessee 64, (5) LSU 63

### 1988 • Albany, Ga.

First Round: Bye

Second Round: (6) Georgia 86, (3) LSU 84

### 1989 • Albany, Ga.

First Round: Bye

Second Round: (5) LSU 79, (4) Vanderbilt 73

Semifinals: (1) Auburn 75, (5) LSU 65

### 1990 • Albany, Ga.

First Round: (7) LSU 68, (10) Mississippi State 49

Second Round: (2) Auburn 91, (7) LSU 65

### 1991 • Albany, Ga. • Champions

First Round: Bye

Second Round: (4) LSU 96, (5) Kentucky 76

Semifinals: (4) LSU 83, (1) Georgia 74

Finals: (4) LSU 80, (2) Tennessee 75

### 1992 • Albany, Ga.

First Round: (10) LSU 61, (7) Mississippi State 56

Second Round: (2) Tennessee 70, (10) LSU 65

### 1993 • Chattanooga, Tenn.

First Round: (5) Alabama 106, (12) LSU 86

### 1994 • Chattanooga, Tenn.

First Round: (6) Auburn 76, (11) LSU 73

### 1995 • Chattanooga, Tenn.

First Round: (6) Florida 88, (11) LSU 80

### 1996 • Chattanooga, Tenn.

First Round: (8) LSU 85, (9) Mississippi State 63

Second Round: (8) LSU 73, (1) Georgia 71

Semifinals: (4) Alabama 86, (8) LSU 70

### 1997 • Chattanooga, Tenn.

First Round: Bye

Second Round: (5) Tennessee 100, (4) LSU 99 (OT)

### 1998 • Columbus, Ga.

First Round: (11) South Carolina 76, (6) LSU 61

### 1999 • Chattanooga, Tenn.

First Round: Bye

Second Round: (7) Kentucky 81, (2) LSU 71

### 2000 • Chattanooga, Tenn.

First Round: Bye

Second Round: (6) Vanderbilt 59, (3) LSU 46

### 2001 • Memphis, Tenn.

First Round: (5) LSU 72, (12) Kentucky 57

Second Round: (4) Vanderbilt 70, (5) LSU 58

### 2002 • Nashville, Tenn.

First Round: Bye

Second Round: (4) LSU 74, (12) Kentucky 62

Semifinals: (4) LSU 81, (1) Tennessee 80

Finals: (3) Vanderbilt 63, (4) LSU 48

### 2003 • North Little Rock, Ark. • Champions

First Round: Bye

Second Round: (2) LSU 78, (7) Arkansas 72

Semifinals: (2) LSU 78, (6) Vanderbilt 69

Finals: (2) LSU 78, (1) Tennessee 62

### 2004 • Nashville, Tenn.

First Round: Bye

Second Round: (2) LSU 79, (7) Ole Miss 66

Semifinals: (6) Vanderbilt 78, (2) LSU 66

### 2005 • Greenville, S.C.

First Round: Bye

Second Round: (1) LSU 60, (9) Alabama 59

Semifinals: (1) LSU 79, (4) Georgia 65

Finals: (2) Tennessee 67, (1) LSU 65

### 2006 • North Little Rock, Ark.

First Round: Bye

Second Round: (1) LSU 91, (8) Ole Miss 73

Semifinals: (1) LSU 79, (4) Kentucky 52

Finals: (2) Tennessee 63, (1) LSU 62

### 2007 • Duluth, Ga.

First Round: Bye

Second Round: (4) LSU 52, (5) Ole Miss 46

Semifinals: (4) LSU 63, (1) Tennessee 54

Finals: (3) Vanderbilt 51, (4) LSU 45

### 2008 • Nashville, Tenn.

First Round: Bye

Second Round: (1) LSU 80, (8) Ole Miss 36

Semifinals: (1) LSU 66, (4) Kentucky 49

Finals: (2) Tennessee 61, (1) LSU 55

### 2009 • North Little Rock, Ark.

First Round: Bye

Second Round: (3) LSU 63, (6) Mississippi State 58

Semifinals: (2) Vanderbilt 61, (3) LSU 47

### 2010 • Duluth, Ga.

First Round: Bye

Second Round: (5) Vanderbilt 63, (4) LSU 61

### 2011 • Nashville, Tenn.

First Round: (7) LSU 60, (10) Alabama 36

Second Round: (2) Kentucky 60, (7) LSU 58

### 2012 • Nashville, Tenn.

First Round: Bye

Second Round: (4) LSU 41, (5) Arkansas 40

Semifinals: (4) LSU 72, (1) Kentucky 61

Finals: (2) Tennessee 70, (4) LSU 58

### 2013 • Duluth, Ga.

First Round: Bye

Second Round: (6) LSU 65, (11) Auburn 62

Quarterfinals: (3) Georgia 71, (6) LSU 53

### 2014 • Duluth, Ga.

First Round: Bye

Second Round: (10) LSU 78, (7) Alabama 65

Quarterfinals: (2) Tennessee 77, (10) LSU 65

### 2015 • North Little Rock, Ark.

First Round: Bye

Second Round: Bye

Quarterfinals: (4) LSU 71, (5) Texas A&M 65

Semifinals: (1) South Carolina 74, (4) LSU 54

• Tournament expanded to 12 teams in 1992 and 14 teams in 2013.

**TEAM RECORDS****MOST POINTS IN A GAME**

LSU • 99 • vs. #8 Tennessee • 03/01/97  
Opponent • 106 • by Alabama • 03/04/93

**FEWEST POINTS IN A GAME**

LSU • 41 • vs. Arkansas • 03/02/12  
Opponent • 36 • by Alabama • 03/03/11

Note: Alabama's 9 points in the 1st half is the lowest point total in SEC Tournament history.

**MOST REBOUNDS**

LSU • 59 • vs. Mississippi State • 03/02/90  
Opponent • 52 • by #25 Auburn • 03/04/94  
Opponent • 52 • by #18 Georgia • 02/28/82

**FEWEST REBOUNDS**

LSU • 16 • vs. #15 Vanderbilt • 03/02/01  
Opponent • 27 • by #15 Vanderbilt • 03/02/01  
Opponent • 27 • by Kentucky • 03/01/02

**FIELD GOALS MADE**

LSU • 37 • vs. Kentucky • 03/02/91  
LSU • 37 • vs. #8 Tennessee • 03/04/97  
Opponent • 40 • by #2 Georgia • 03/03/86

**FIELD GOALS ATTEMPTED**

LSU • 78 • vs. Kentucky • 03/02/91  
Opponent • 83 • by Alabama • 03/04/93

**HIGHEST FIELD GOAL PERCENTAGE**

LSU • 58.6 (34-58) • at #3 Georgia • 03/04/84  
Opponent • 57.1 (36-63) • by Kentucky • 03/03/84

**LOWEST FIELD GOAL PERCENTAGE**

LSU • 28.8 (15-52) • vs. #13 Vanderbilt • 03/04/07  
Opponent • 24.1 (14-58) • by Alabama • 03/03/11

**3-POINT FIELD GOAL MADE**

LSU • 11 • vs. #15 Florida • 03/03/95  
Opponent • 12 • by Alabama • 03/04/93

**3-POINT FIELD GOAL ATTEMPTED**

LSU • 29 • vs. #12 Auburn • 03/03/90  
Opponent • 30 • by Alabama • 03/04/93

**HIGHEST 3-POINT FIELD GOAL PERCENTAGE**

LSU • 71.4 (5-7) • vs. #4 Tennessee • 03/04/91  
Opponent • 69.7 (9-13) • by #13 Alabama • 03/03/96

**LOWEST 3-POINT FIELD GOAL PERCENTAGE**

LSU • 0.0 (0-3) • vs. #9 Kentucky • 03/03/12  
LSU • 0.0 (0-2) • vs. #21 Georgia • 03/05/05  
Opponent • 0.0 (0-12) • by #4 Tennessee • 03/04/91  
Opponent • 0.0 (0-8) • by #6 Tennessee • 03/07/14

**FREE THROWS MADE**

LSU • 34 • vs. #9 Kentucky • 03/03/12  
Opponent • 31 • by #18 Tennessee • 02/27/85

**FREE THROWS ATTEMPTED**

LSU • 43 • vs. #9 Kentucky • 03/03/12  
Opponent • 40 • by Kentucky • 02/26/99

**HIGHEST FREE THROW PERCENTAGE**

LSU • 1.000 (2-2) • vs. #6 Vanderbilt • 03/03/02  
Opponent • 1.000 (11-11) • by #15 Vanderbilt • 03/08/03

**LOWEST FREE THROW PERCENTAGE**

LSU • 40.0 (6-15) • vs. #15 Kentucky • 03/04/11  
Opponent • 40.0 (4-10) • by Mississippi State • 03/02/90

**ASSISTS**

LSU • 26 • vs. Ole Miss • 03/03/06  
Opponent • 29 • by #17 Kentucky • 02/27/82

**STEALS**

LSU • 16 • Auburn • 01/30/81  
Opponent • 15 • by #2 Georgia • 03/03/86  
Opponent • 15 • by Auburn • 01/30/81

**BLOCKED SHOTS**

LSU • 9 • vs. Vanderbilt • 03/04/89  
Opponent • 8 by Kentucky • 02/26/99  
Opponent • 8 by #20 Ole Miss • 02/26/82

**TURNOVERS**

LSU • 27 • vs. #8 Tennessee • 03/05/87  
Opponent • 27 • by Kentucky • 03/02/91

**MARGIN OF VICTORY**

44 (80-36) • vs. Ole Miss • 03/07/08

**MARGIN OF DEFEAT**

26 (91-65) • vs. #12 Auburn • 03/03/90

**INDIVIDUAL RECORDS**  
**POINTS**

30 • Seimone Augustus • vs. Ole Miss • 03/03/06  
30 • Pokey Chatman • vs. #4 Tennessee • 03/04/91  
30 • Alisha Jones • at #2 Georgia • 03/03/86  
29 • Cornelia Gayden • vs. #15 Florida • 03/03/95  
29 • Seimone Augustus • vs. Kentucky • 03/04/06

**REBOUNDS**

21 • Sheila Johnson • vs. Mississippi State • 03/02/90  
20 • Sylvia Fowles • vs. #2 Tennessee • 03/03/07  
16 • Sheila Johnson • vs. Kentucky • 03/02/91

**FIELD GOALS MADE**

13 • Seimone Augustus • vs. Ole Miss • 03/03/06  
13 • Seimone Augustus • vs. Kentucky • 03/04/06  
12 • Pokey Chatman • vs. #4 Tennessee • 03/04/91  
12 • Joyce Walker • vs. #12 Georgia • 03/03/83  
12 • Joyce Walker • vs. #18 Georgia • 02/28/82  
12 • Madeline Doucet • vs. #20 Ole Miss • 02/26/82

**FIELD GOALS ATTEMPTED**

24 • Elaine Powell • vs. #13 Alabama • 03/03/96  
24 • Joyce Walker • vs. #12 Georgia • 03/03/83  
23 • Joyce Walker • vs. #18 Georgia • 02/28/82  
23 • Joyce Walker • vs. #17 Kentucky • 02/27/82

**FREE THROWS MADE**

12 • Temeka Johnson • vs. #3 Tennessee • 03/02/02  
9 • LaSondra Barrett • vs. #9 Kentucky • 03/03/12  
8 • Courtney Jones • vs. #9 Kentucky • 03/03/12  
8 • Katrina Hibbert • vs. #8 Tennessee • 03/01/97  
8 • Cornelia Gayden • vs. Mississippi State • 03/06/92  
8 • Patricia Woods • vs. #17 Georgia • 03/05/88  
8 • Alisha Jones • at #2 Georgia • 03/03/86  
8 • Madeline Doucet • vs. Kentucky • 03/03/84

**FREE THROWS ATTEMPTED**

15 • Temeka Johnson • vs. #3 Tennessee • 03/02/02  
13 • Patricia Woods • vs. #17 Georgia • 03/05/88  
10 • Aiysha Smith • vs. #15 Vanderbilt • 03/08/03  
10 • Alisha Jones • at #18 Tennessee • 02/27/85  
10 • Madeline Doucet • vs. Kentucky • 03/03/84

**3-POINT FIELD GOALS MADE**

6 • Cornelia Gayden • vs. #15 Florida • 03/03/95  
5 • Cornelia Gayden • vs. Mississippi State • 03/06/92  
5 • Pokey Chatman • vs. #12 Auburn • 03/03/90  
4 • Adrienne Webb • vs. #12 Georgia • 03/08/13  
4 • Quianna Chaney • vs. Ole Miss • 03/07/08  
4 • Scholanda Houston • vs. Ole Miss • 03/03/06  
4 • Cornelia Gayden • vs. #2 Tennessee • 03/07/92  
4 • Pokey Chatman • vs. #1 Auburn • 03/05/89

**3-POINT FIELD GOALS ATTEMPTED**

15 • Pokey Chatman • vs. #12 Auburn • 03/03/90  
14 • Cornelia Gayden • vs. #15 Florida • 03/03/95  
12 • Cornelia Gayden • vs. Mississippi State • 03/06/92

**ASSISTS**

17 • Temeka Johnson • vs. #21 Georgia • 03/05/05  
12 • Temeka Johnson • vs. Ole Miss • 03/05/04  
10 • Erica White • vs. Ole Miss • 03/03/06  
10 • Temeka Johnson • vs. #3 Tennessee • 03/02/02

**STEALS**

6 • Pokey Chatman • vs. Kentucky • 03/02/91  
6 • Joyce Walker • vs. #20 Ole Miss • 02/26/82  
5 • Pokey Chatman • vs. Vanderbilt • 03/04/89  
5 • Lesa Thornton • vs. #20 Vanderbilt • 03/02/86  
5 • Joyce Walker • vs. Auburn • 01/30/81

**BLOCKED SHOTS**

7 • Dee Dee Franklin • vs. Vanderbilt • 03/04/89  
4 • Shanece McKinney • vs. Alabama • 03/06/14  
4 • Sylvia Fowles • vs. #5 Tennessee • 03/06/05  
4 • Sylvia Fowles • vs. #21 Georgia • 03/05/05

**TURNOVERS**

11 • Jeanetta Burns • at #2 Georgia • 03/03/86  
10 • Bonita Branch • vs. Kentucky • 03/01/86





## LSU • NCAA Tournament History

Appearances: 24 overall

1984, 1986, 1987, 1988, 1989, 1990, 1991, 1997, 1999, 2000, 2001, 2002, 2003, 2004, 2005, 2006, 2007, 2008, 2009, 2010, 2012, 2013, 2014, 2015

All-Time Record: 43-24

Best Finish: Final Four • National Semifinals • 2004, 2005, 2006, 2007, 2008

### 1984 • No. 5 seed Midwest Region

Second Round • Baton Rouge, La.

First Round: Bye

Second Round: (5) LSU 92, (4) Missouri 62

Sweet 16 & Elite 8 Rounds • Ruston, La.

Sweet 16: (1) Louisiana Tech 92, (5) LSU 67

### 1986 • No. 2 seed Mideast Region

Second Round • Baton Rouge, La.

First Round: Bye

Second Round: (2) LSU 78, (10) Middle Tennessee State 65

Sweet 16 & Elite 8 Rounds • Iowa City, Iowa

Sweet 16: (2) LSU 81, (3) Ohio State 80

Elite 8: (4) Tennessee 67, (2) LSU 65

### 1987 • No. 4 seed Midwest Region

First Round: Bye

Second Round: (5) Southern Illinois 70, (4) LSU 56

### 1988 • No. 9 seed West Region

First Round • Nacogdoches, Texas

(8) Stephen F. Austin 84, (9) LSU 62

### 1989 • No. 4 seed Midwest Region

Second Round • West Lafayette, Ind.

First Round: Bye

Second Round: (4) LSU 54, (5) Purdue 53

Sweet 16 & Elite 8 Rounds • Ruston, La.

Sweet 16: (1) Louisiana Tech 85, (4) LSU 65

### 1990 • No. 9 seed Midwest Region

First Round • Hattiesburg, Miss.

First Round: (8) Southern Miss 75, (9) LSU 65

### 1991 • No. 2 seed Midwest Region

Second Round • Beaumont, Texas

First Round: Bye

Second Round: (10) Lamar 93, (2) LSU 73

### 1997 • No. 4 seed Mideast Region

First & Second Rounds • Baton Rouge, La.

First Round: (4) LSU 88, (13) Maine 79

Second Round: (4) LSU 71, (12) Marquette 58

Sweet 16 & Elite 8 Rounds • West Lafayette, Ind.

(1) Old Dominion 62, (4) LSU 49

### 1999 • No. 4 seed West Region

First & Second Rounds • Baton Rouge, La.

First Round: (4) LSU 78, (13) Evansville 69

Second Round: (4) LSU 74, (5) Notre Dame 64

Sweet 16 & Elite 8 Rounds • Los Angeles, Calif.

Sweet 16: (1) Louisiana Tech 73, (4) LSU 52

### 2000 • No. 3 seed East Region

First & Second Rounds • Baton Rouge, La.

First Round: (3) LSU 77, (14) Liberty 54

Second Round: (3) LSU 57, (11) Stephen F. Austin 45

Sweet 16 & Elite 8 Rounds • Richmond, Va.

Sweet 16: (3) LSU 79, (2) Duke 66

Elite 8: (1) Connecticut 86, (3) LSU 71

### 2001 • No. 6 seed Midwest Region

First & Second Rounds • West Lafayette, Ind.

First Round: (6) LSU 83, (11) Arizona State 66

Second Round: (3) Purdue 73, (6) LSU 70

### 2002 • No. 6 seed West Region

First & Second Rounds • Boulder, Colo.

First Round: (6) LSU 84, (11) Santa Clara 78

Second Round: (3) Colorado 69, (6) LSU 58

### 2003 • No. 1 seed West Region

First & Second Rounds • Eugene, Ore.

First Round: (1) LSU 86, (16) Texas State 50

Second Round: (1) LSU 80, (8) Green Bay 69

Sweet 16 & Elite 8 Rounds • Palo Alto, Calif.

Sweet 16: (1) LSU 69, (5) Louisiana Tech 63

Elite 8: (2) Texas 78, (1) LSU 60

### 2004 • No. 4 seed West Region

First & Second Rounds • Baton Rouge, La.

First Round: (4) LSU 83, (13) Austin Peay 66

Second Round: (4) LSU 76, (12) Maryland 61

Sweet 16 & Elite 8 Rounds • Seattle, Wash.

Sweet 16: (4) LSU 71, (1) Texas 55

Elite 8: (4) LSU 62, (3) Georgia 60

NCAA Final Four • New Orleans, La.

National Semifinals: (1) Tennessee 52, (4) LSU 50

### 2005 • No. 1 seed Chattanooga Region

First & Second Rounds • Knoxville, Tenn.

First Round: (1) LSU 70, (16) Stetson 36

Second Round: (1) LSU 76, (9) Arizona 43

Sweet 16 & Elite 8 Rounds • Chattanooga, Tenn.

Sweet 16: (1) LSU 90, (13) Liberty 48

Elite 8: (1) LSU 59, (2) Duke 49

NCAA Final Four • Indianapolis, Ind.

National Semifinals: (2) Baylor 68, (1) LSU 57

### 2006 • No. 1 seed San Antonio Region

First & Second Rounds • Nashville, Tenn.

First Round: (1) LSU 72, (16) Florida Atlantic 48

Second Round: (1) LSU 72, (9) Washington 49

Sweet 16 & Elite 8 Rounds • San Antonio, Texas

Sweet 16: (1) LSU 66, (4) DePaul 56

Elite 8: (1) LSU 62, (3) Stanford 59

NCAA Final Four • Boston, Mass.

National Semifinals: (1) Duke 64, (1) LSU 45

### 2007 • No. 3 seed Fresno Region

First & Second Rounds • Austin, Texas

First Round: (3) LSU 77, (14) UNC Asheville 39

Second Round: (3) LSU 49, (11) West Virginia 43

Sweet 16 & Elite 8 Rounds • Fresno, Calif.

Sweet 16: (3) LSU 55, (10) Florida State 43

Elite 8: (3) LSU 73, (1) Connecticut 50

NCAA Final Four • Cleveland, Ohio

National Semifinals: (4) Rutgers 59, (3) LSU 35

### 2008 • No. 2 seed New Orleans Region

First & Second Rounds • Baton Rouge, La.

First Round: (2) LSU 66, (15) Jackson State 32

Second Round: (2) LSU 68, (7) Marist 49

Sweet 16 & Elite 8 Rounds • New Orleans, La.

Sweet 16: (2) LSU 67, (3) Oklahoma State 52

Elite 8: (2) LSU 56, (1) North Carolina 50

NCAA Final Four • Tampa, Fla.

National Semifinals: (1) Tennessee 47, (2) LSU 46

### 2009 • No. 6 seed Raleigh Region

First & Second Rounds • Baton Rouge, La.

First Round: (6) LSU 69, (11) Green Bay 59

Second Round: (3) Louisville 62, (6) LSU 52

### 2010 • No. 7 seed Memphis Region

First & Second Rounds • Durham, N.C.

First Round: (7) LSU 60, (10) Hartford 39

Second Round: (2) Duke 60, (7) LSU 52

### 2012 • No. 5 seed Kingston Region

First & Second Rounds • Baton Rouge, La.

First Round: (5) LSU 64, (12) San Diego State 56

Second Round: (4) Penn State 90, (5) LSU 80

### 2013 • No. 6 seed Spokane Region

First & Second Rounds • Baton Rouge, La.

First Round: (6) LSU 75, (11) Green Bay 71

Second Round: (6) LSU 71, (3) Penn State 66

Sweet 16 & Elite 8 Rounds • Spokane, Wash.

Sweet 16: (2) California 73, (6) LSU 63

### 2014 • No. 7 seed Louisville Region

First & Second Rounds • Baton Rouge, La.

First Round: (7) LSU 98, (10) Georgia Tech 78

Second Round: (7) LSU 76, (2) West Virginia 67

Sweet 16 & Elite 8 Rounds • Spokane, Wash.

Sweet 16: (3) Louisville 73, (7) LSU 47

### 2015 • No. 11 seed Albany Region

First & Second Rounds • Tampa, Fla.

First Round: (6) USF 73, (11) LSU 64

### TEAM RECORDS

#### MOST POINTS IN A GAME

LSU • 98 • Georgia Tech • 03/23/14  
Opponent • 93 • by #23 Lamar • 03/17/91

#### FEWEST POINTS IN A GAME

LSU • 35 • vs. #15 Rutgers • 04/01/07  
Opponent • 32 • by Jackson State • 03/22/08

#### MOST POINTS IN A HALF

LSU • 51 (1st Half) • Georgia Tech • 03/23/14  
Opponent • 54 (2nd Half) • by #19 Stephen F. Austin • 03/16/88  
Opponent • 54 (2nd Half) • #11 by Penn State • 03/20/12

#### FEWEST POINTS IN A HALF

LSU • 15 (1st Half) • vs. #4 Duke • 04/02/06  
Opponent • 11 (1st Half) • by Jackson State • 03/22/08

#### MOST REBOUNDS

LSU • 57 • Georgia Tech • 03/23/14  
Opponent • 56 • by #3 Louisiana Tech • 03/23/89

#### FEWEST REBOUNDS

LSU • 23 • vs. #6 Louisiana Tech • 03/30/03  
Opponent • 21 • #25 by Arizona State • 03/16/01

#### MOST FIELD GOALS MADE

LSU • 37 • vs. Liberty • 03/26/05  
Opponent • 39 • by #2 Louisiana Tech • 03/23/84

#### FEWEST FIELD GOALS MADE

LSU • 12 • vs. #15 Rutgers • 04/01/07  
Opponent • 12 • by Jackson State • 03/22/08

#### MOST FIELD GOALS ATTEMPTED

LSU • 73 • #11 Penn State • 03/20/12  
Opponent • 78 • by #23 Lamar • 03/17/91

#### FEWEST FIELD GOALS ATTEMPTED

LSU • 50 • vs. #2 Tennessee • 04/04/04  
Opponent • 47 • by Maine • 03/15/97  
Opponent • 47 • by #25 Arizona State • 03/16/01

#### HIGHEST FIELD GOAL PERCENTAGE

LSU • 63.3 (31-49) • vs. #21 Green Bay • 03/24/03  
Opponent • 59.1 (39-66) • by #2 Louisiana Tech • 03/23/84

#### LOWEST FIELD GOAL PERCENTAGE

LSU • 23.9 (16-67) • at #4 Louisville • 03/30/14  
Opponent • 23.1 (12-52) • by Jackson State • 03/22/08

#### MOST 3-POINT FIELD GOALS MADE

LSU • 9 • vs. UNC Asheville • 03/17/07  
LSU • 9 • #8 Notre Dame • 03/15/99  
Opponent • 12 • by #4 Louisville • 04/01/07

#### FEWEST 3-POINT FIELD GOALS MADE

LSU • 0 • five times  
Opponent • 0 • two times

#### MOST 3-POINT FIELD GOALS ATTEMPTED

LSU • 18 • vs. UNC Asheville • 03/17/07  
Opponent • 30 • by #4 Louisville • 03/30/14

#### FEWEST 3-POINT FIELD GOALS ATTEMPTED

LSU • 3 • vs. #2 Tennessee • 04/04/04  
Opponent • 2 • three times

#### HIGHEST 3-POINT FIELD GOAL PERCENTAGE

LSU • 100.0 (2-2) • vs. #16 Georgia • 03/29/04  
Opponent • 60.0 (6-10) • by #8 Purdue • 03/18/01

#### LOWEST 3-POINT FIELD GOAL PERCENTAGE

LSU • 0.0 • four times  
Opponent • 0.0 • two times

#### MOST FREE THROWS MADE

LSU • 30 • #11 Missouri • 03/18/84  
Opponent • 29 • by #3 Louisiana Tech • 03/23/89

#### FEWEST FREE THROWS MADE

LSU • 3 • vs. #15 Rutgers • 04/01/07  
Opponent • 2 • by #13 Stanford • 03/27/06  
Opponent • 2 • by #13 DePaul • 03/25/06

#### MOST FREE THROWS ATTEMPTED

LSU • 43 • #11 Missouri • 03/18/84  
Opponent • 42 • by #3 Louisiana Tech • 03/23/89

#### FEWEST FREE THROWS ATTEMPTED

LSU • 9 • Stephen F. Austin • 03/19/00  
Opponent • 2 • by #13 DePaul • 03/25/06

#### HIGHEST FREE THROW PERCENTAGE

LSU • 1.000 (10-10) • at #6 Duke • 03/24/10  
Opponent • 1.000 (7-7) • by Washington • 03/20/06

#### LOWEST FREE THROW PERCENTAGE

LSU • 30.0 (3-10) • vs. #15 Rutgers • 04/01/07  
Opponent • 40.0 (16-32) • by Stephen F. Austin • 03/19/00  
Opponent • 40.0 (2-5) • by #13 Stanford • 03/27/06

#### MOST ASSISTS

LSU • 26 • vs. Liberty • 03/26/05  
Opponent • 27 • by #2 Louisiana Tech • 03/23/84

#### FEWEST ASSISTS

LSU • 2 • at #4 Louisville • 03/30/14  
Opponent • 5 • by Marquette • 03/17/97

#### MOST STEALS

LSU • 17 • vs. Florida Atlantic • 03/18/06  
Opponent • 20 • by Marquette • 03/17/97

#### FEWEST STEALS

LSU • 1 • at #23 Lamar • 03/17/91  
LSU • 1 • San Diego State • 03/18/12  
Opponent • 1 • by #11 Missouri • 03/18/84

#### MOST BLOCKED SHOTS

LSU • 10 • vs. UNC Asheville • 03/17/07  
Opponent • 9 • by #8 Purdue • 03/18/01

#### FEWEST BLOCKED SHOTS

LSU • 0 • three times  
Opponent • 0 • eight times

#### MOST TURNOVERS

LSU • 23 • Georgia Tech • 03/23/14  
LSU • 23 • Marquette • 03/17/97  
Opponent • 25 • 5x • Last: Jackson State • 03/22/08

#### FEWEST TURNOVERS

LSU • 7 • vs. Washington • 03/20/06  
Opponent • 7 • by #8 Purdue • 03/18/01

#### MOST FOULS

LSU • 34 • at #3 Louisiana Tech • 03/23/89  
Opponent • 31 • by Middle Tennessee • 03/16/86  
Opponent • 31 • by #11 Missouri • 03/18/84

#### FEWEST FOULS

LSU • 10 • vs. #21 Green Bay • 03/24/03  
LSU • 10 • vs. Washington • 03/20/06  
Opponent • 10 • three times

### INDIVIDUAL RECORDS

#### POINTS

LSU • 34 • Marie Ferdinand • vs. Purdue • 03/18/01  
Opponent • 34 • Cindy Blodgett • Maine • 03/15/97

#### REBOUNDS

LSU • 20 • Sylvia Fowles • vs. Tennessee • 04/06/08  
Opponent • 20 • Khara Smith • DePaul • 03/25/06

#### FIELD GOALS MADE

LSU • 14 • Seimone Augustus • vs. Texas • 03/27/04  
Opponent • 13 • Heather Schreiber • Texas • 04/01/03  
Opponent • 13 • Janice Lawrence • Louisiana Tech • 03/23/84

#### FIELD GOALS ATTEMPTED

LSU • 26 • Seimone Augustus • vs. Baylor • 04/03/05  
Opponent • 27 • Candace Parker • Tennessee • 04/06/08

#### FREE THROWS MADE

LSU • 14 • Marie Ferdinand • vs. Purdue • 03/18/01  
Opponent • 14 • Cindy Blodgett • Maine • 03/15/97

#### FREE THROWS ATTEMPTED

LSU • 18 • Marie Ferdinand vs. Purdue; March 18, 2001  
Opponent: 16 (made 13) Venus Lacy (Louisiana Tech);  
March 23, 1989

#### 3-POINT FIELD GOALS MADE

LSU • 5 • 3x • Last: RaShonta LeBlanc • vs. UNC Asheville • 03/17/07  
Opponent • 6 • Mozell Brooks • #19 Stephen F. Austin • 03/16/88

#### 3-POINT FIELD GOALS ATTEMPTED

LSU • 11 • Pokey Chatman • at #20 Southern Miss • 03/14/90  
Opponent • 13 • Sydney Wallace • Georgia Tech • 03/23/14

#### ASSISTS

LSU • 15 • Temeka Johnson • vs. Liberty • 03/26/05  
Opponent • 10 • Joni Davis • #11 Missouri • 03/18/84

#### STEALS

LSU • 6 • Marie Ferdinand • Stephen F. Austin • 03/19/00  
LSU • 6 • Sylvia Fowles • Jackson State • 03/22/08  
LSU • 6 • Danielle Ballard • USF • 03/21/15  
Opponent • 6 • Carena Easley • Jackson State • 03/22/08

#### BLOCKED SHOTS

LSU • 8 • Dee Dee Franklin • at #15 Purdue • 03/19/89  
Opponent • 5 • Tere Bjorklund • #12 Colorado • 03/17/02



**Women's Postseason NIT****Appearances: 3 (1985, 1996, 1998)****All-Time Record: 7-2****Best Finish: 1985 Champions****1985 • Amarillo, Texas**

First Round: LSU 69, West Virginia 57

Semifinals: LSU 71, Texas Tech 67

Finals: LSU 74, Florida 54

**1996 • Amarillo, Texas**

First Round: LSU 77, UC Santa Barbara 73 (OT)

Semifinals: Northwestern 79, LSU 75

Third Place: LSU 91, Arkansas 73

**1998 • 1st & 2nd Rounds • Baton Rouge, La.**

First Round: LSU 58, Boise State 38

Second Round: LSU 74, Butler 58

**1998 • Semifinals • Waco, Texas**

Semifinals: Baylor 66, LSU 61

**AIAW National Tournament****Appearances: 1 (1977)****All-Time Record: 3-1****Best Finish: 1977 Finalist****1977 • Minneapolis, Minn.**

First Round: LSU 91, Western Washington 53

Second Round: LSU 71, Baylor 64

National Semifinals: LSU 74, Immaculata 68

National Finals: Delta State 68, LSU 55

**AIAW Regional Tournament****Appearances: 6 (1976-81)****All-Time Record: 10-6****Best Finish: 1977 Regional Champions****1976**

First Round: LSU 86, Oklahoma State 80

Second Round: Baylor 100, LSU 91

**1977 • Monroe, La.**

First Round: Bye

Second Round: LSU 95, Texas 67

Semifinals: LSU 76, Stephen F. Austin 73

Finals: LSU 92, Baylor 76

**1978 • Nacogdoches, Texas**

First Round: LSU 85, Lamar 64

Second Round: LSU 84, Houston 65

Semifinals: Stephen F. Austin 66, LSU 54

Consolation Finals: LSU 78, Louisiana Tech 56

**1979 • Tulsa, Okla.**

First Round: LSU 84, Texas Tech 56

Second Round: Wayland Baptist 83, LSU 65

**1980 • Baton Rouge, La.**

First Round: LSU 87, Southeastern Louisiana 72

Second Round: LSU 84, Wayland Baptist 70

Semifinals: Louisiana Tech 91, LSU 50

Consolation Finals: Texas 96, LSU 53

**1981 • Baton Rouge, La.**

First Round: Southern 83, LSU 67

**AIAW State Tournament****Appearances: 6 (1976-81)****All-Time Record: 10-6****Best Finish: 1978 State Champion****1976 • New Orleans, La.**

First Round: LSU 73, McNeese State 46

Second Round: LSU 85, Louisiana Tech 77

Semifinals: LSU 93, Northwestern State 90

Finals: Southeastern Louisiana 78, LSU 75

**1977 • Ruston, La.**

First Round: LSU 85, New Orleans 58

Second Round: LSU 73, Southern 51

Semifinals: Louisiana Tech 101, LSU 88

Consolation Finals: Northwestern State 87, LSU 82

**1978 • Baton Rouge, La.**

First Round: Bye

Second Round: LSU 67, McNeese State 48

Semifinals: LSU 90, Northwestern State 61

Finals: LSU 77, Louisiana Tech 59

**1979 • Monroe, La.**

First Round: Bye

Second Round: LSU 74, Northwestern State 49

Semifinals: LSU 87, Louisiana-Monroe 61

Finals: Louisiana Tech 83, LSU 65

**1980 • Ruston, La.**

First Round: Louisiana-Monroe 85, LSU 72

**1981 • Hammond, La.**

First Round: Southeastern Louisiana 80, LSU 87

**Regular Season Tournaments (Since 1996)****1996 • Nassau Sunsplash Shootout****Nassau, Bahamas**

LSU 69, Oklahoma State 48

LSU 87, Richmond 69

**1997 • Hawaiian Regents Classic****Honolulu, Hawaii**

LSU 68, Oklahoma State 66 (OT)

Hawaii 79, LSU 63

**1999 • Saint Mary's Thanksgiving Classic****Moraga, Calif.**

First Round: LSU 80, St. Bonaventure 43

Championship: LSU 68, Saint Mary's 65 (OT)

**2000 • Women's Sports Foundation Classic****Albuquerque, N.M.**

First Round: LSU 54, New Mexico 49

Championship: Duke 56, LSU 45

**2000 • Paradise Jam Classic****St. Thomas, Virgin Islands**

Missouri State 85, LSU 75

Penn State 86, LSU 52

**2002 • FIU/Miami Herald Thanksgiving Classic****Miami, Fla.**

First Round: LSU 87, Washington State 50

Championship: LSU 68, Florida International 54

**2002 • Women's CollegeHoops.com Classic****Baton Rouge, La.**

First Round: LSU 85, Ohio 57

Championship: LSU 65, Louisville 46

**2003 • Women's Sports Foundation Classic****Eugene, Ore.**

First Round: LSU 63, Villanova 56

Championship: Oregon 76, LSU 67

**2003 • Women's CollegeHoops.com Classic****Baton Rouge, La.**

First Round: LSU 73, Kent State 49

Championship: LSU 76, Richmond 53

**2004 • Women's Sports Foundation Classic****Baton Rouge, La.**

First Round: LSU 81, Maine 50

Championship: LSU 65, Arizona State 54

**2004 • Coors Classic • Boulder, Colo.**

First Round: LSU 64, Maryland 51

Championship: LSU 75, Colorado 44

**2005 • Miami Thanksgiving Classic • Miami, Fla.**

First Round: LSU 74, Nebraska 55

Championship: LSU 74, Texas A&amp;M-Corpus Christi 45

**2006 • Travelers Classic • Baton Rouge, La.**

LSU 64, West Virginia 25

LSU 88, Howard 44

Championship: LSU 70, Virginia Tech 40

**2006 • Roadrunner Thanksgiving Classic****San Antonio, Texas**

LSU 61, Tulsa 37

LSU 105, Eastern Washington 52

**2007 • Preseason NIT • Campus Sites****1st & 2nd Rounds • Baton Rouge, La.**

First Round: LSU 86, Stephen F. Austin 58

Second Round: LSU 80, Saint Joseph's 64

**Semifinals • Baton Rouge, La.**

Semifinals: LSU 64, Michigan State 41

**Championship • College Park, Md.**

Championship: Maryland 75, LSU 62

**2007 • Carribean Classic • Cancun, Mexico**

LSU 86, Illinois-Chicago 44

LSU 63, Miami (Fla.) 52

**2009 • Sue Gunter Classic • Baton Rouge, La.**

First Round: LSU 93, Houston Baptist 31

Championship: LSU 75, North Carolina AT&amp;T 33

**2010 • Seton Hall Classic • South Orange, N.J.**

First Round: LSU 63, Massachusetts 51

Championship: LSU 58, Seton Hall 40

**2010 • World Vision Classic • Storrs, Conn.**

LSU 74, Lehigh 63

LSU 69, Howard 39

Championship: Connecticut 81, LSU 51

**2012 • FIU Thanksgiving Classic • Miami, Fla.**

First Round: LSU 71, West Virginia 63

Championship: LSU 76, Florida International 69

**2013 • Preseason NIT • Campus Sites****1st & 2nd Rounds • Baton Rouge, La.**

First Round: LSU 86, Stephen F. Austin 58

Second Round: LSU 80, Saint Joseph's 64

**Semifinals • Louisville, Ky.**

Semifinals: Louisville 88, LSU 67

**Barclays Invitational • Brooklyn, N.Y.**

First Round: LSU 69, Rutgers 65

Championship: LSU 64, Michigan 62

**2014 • Hardwood Tournament of Hope • Puerto Vallarta Mexico\***


First Round: Santa Clara 69, LSU 67

\*Games on last two days of tournament were canceled.

**Miami Holiday Tournament**

First Round: LSU 82, UNC Greensboro 61

Championship: Miami 76, LSU 71



## 2004

With head coach Sue Gunter sitting out the last half of the season due to illness, acting head coach Pokey Chatman led the Lady Tigers to the program's first trip to the NCAA Final Four and ironically enough, it was just down to the road in New Orleans.

The Lady Tigers' road to the Final Four began at home in the Pete Maravich Assembly Center with victories over Austin Peay in the first round and Maryland in the second round. An 83-66 win over Austin Peay was sparked by a 21-point performance by All-American Seimone Augustus, while the Baton Rouge native poured in 26 in the 76-61 win over Maryland two nights later.

The fourth-seeded Lady Tigers now had a date with top seeded Texas in the West Regional semifinal in Seattle, Wash. LSU was looking for revenge from the year before when Texas had knocked off the top-seeded Lady Tigers in the Regional Final. Revenge is just what LSU got with a 71-55 victory over the Longhorns led by Augustus' career-high 29 points. SEC foe Georgia would be the opponent in the Regional Final.

It would prove to be one of best NCAA Tournament games in history with the lead going back and forth until Georgia took a seven point lead with six minutes to play. LSU did not falter, chipping away at the lead using an 8-1 run in the final four minutes to take the lead and hold it for a 62-60 victory and the program's first trip to the NCAA Final Four.

Augustus matched her career-high with 29 points, including a late free throw, while Temeka Johnson added 19 points, including a 15-foot jumper that gave the Lady Tigers the lead for good.

Augustus was named the West Regional Most Outstanding Player and Johnson joined her on the West Regional All-Tournament team.

LSU had a date with rival and SEC foe Tennessee in the national semifinal game in the New Orleans Arena, just 70 miles from the Baton Rouge campus.

The Lady Vols ended LSU's magical run, 52-50, with a dramatic late steal and lay-up for Tennessee.

LSU ended the season with a 27-8 overall record and a run to the Final Four, the school's first.



## 2005

After not advancing to the NCAA Final Four in the history of the program, the LSU Lady Tigers made it two straight trips with a visit in 2005.

First year head coach Pokey Chatman, who had guided LSU to the Final Four in her hometown of New Orleans as acting head coach in 2004, led the Lady Tigers back to the promise land.

Chatman and the Lady Tigers enjoyed one of the best seasons in school history, posting 33-3 overall record and claiming the program's first Southeastern Conference regular season title with a perfect 14-0 mark.

The first stop for the Lady Tigers was Knoxville, Tenn., where No. 16 Stetson awaited. LSU took care of business in convincing fashion, posting a 70-36 victory. National Player of the Year Seimone Augustus scored 14 points, while National Point Guard of the Year Temeka Johnson had 15 points and seven assists.

No. 9 seed Arizona was the next victim as LSU advanced to the Sweet 16. The Lady Tigers continued its domination on defense in a 76-43 victory. For the second straight game the opposition shot below 30.0 percent from the floor.

Augustus led the way with 18 points and eight rebounds, while Johnson added 14 points and 10 rebounds.

Upset-minded Liberty, the No. 13 seed, awaited LSU in Chattanooga for the Regional Semifinal. Defense again dominated the story line as the Lady Tigers defeated the Flames 90-48. Augustus and Scholanda Hoston had 22 points, while Johnson added 12 points and 15 assists.


The Duke Blue Devils, the No. 2 seed, now stood between LSU and a return trip to the Final Four.

Duke jumped out to an early lead and led for all but a few seconds of the first half until LSU battled back to tie the score at 30-30 just before halftime.

The Lady Tigers took control in the second half and held on for a 59-49 victory, earning them a trip to Indianapolis and a date with Baylor.

The RCA Dome was the site of the battle between the Lady Bears and the Lady Tigers in the National Semifinal. LSU jumped out to an early 15-point lead only to have Baylor chip back and eventually tie the score 28-28 at the break.

Unlike the Regional Final victory over Duke, this time Baylor, the eventual national champions, took control in the second half and pulled away with a 68-57 victory.



## 2006

After reaching the Final Four in 2004 and 2005, LSU would settle for nothing less than a return trip to the grandest spectacle in women's basketball.

Second-year head coach Pokey Chatman guided the Lady Tigers to a 31-4 overall record, including the program's second-straight Southeastern Conference regular season title with a 13-1 mark.

LSU took its momentum from the regular season and rode it to a No. 1 seed in the NCAA Tournament for the second-straight season and the third time in four years. The Lady Tigers were placed in the San Antonio Region and made the first stop in Nashville, Tenn., for the first- and second-round games.

No. 16 seed Florida Atlantic awaited LSU at Vanderbilt's Memorial Gymnasium. The Lady Tigers used a 20-0 run midway through the first half and pulled away with a 72-48 victory to advance to the second round to face No. 9 seed Washington.

Washington was, in fact, playing so well that they led LSU, 26-23, at the end of the first half. The lead would not last long as the Lady Tigers shot out on a 12-2 run to open the half and never looked back to earn a 72-49 victory and a trip to the Sweet 16 in San Antonio.

Fourth-seeded DePaul was next for LSU. The Blue Demons gave it a good fight in the opening 20 minutes and found themselves deadlocked at 31-31 with the Lady Tigers at the break. Another Lady Tigers' run to open the second half and LSU pulled away from DePaul for a 66-56 victory.


No. 3 seed Stanford upset second-seeded Oklahoma in the other regional semifinal to set up an LSU-Stanford showdown for the right to advance to Boston.

The Cardinal took a 55-54 lead with four minutes left in the game before LSU posted six straight points to hold a 60-55 advantage with 2:07 remaining.

Just over a minute later, Stanford's Candice Wiggins nailed a three-pointer to cut the lead to 60-59, but Seimone Augustus hit a couple of free throws and drew a charging foul on the defensive end to seal a 62-59 victory for LSU.

Augustus earned Regional Most Outstanding Player honors after posting 18 points against DePaul and 26 in the win over Stanford.

In Boston, Duke, the No. 1 seed from the Bridgeport Region, controlled the game from the start and handed LSU a 64-45 loss in the National Semifinal game in the TD Banknorth Garden.



## 2007

Acting head coach Bob Starkey was faced with the daunting task of guiding the LSU Lady Tigers into the 2007 NCAA Tournament after closing out the regular season with three losses in the final five games, but guide he did.

After a nice run in the Southeastern Conference Tournament and a loss to Vanderbilt in the title game, LSU received a No. 3 seed in the NCAA Tournament and were placed in the Fresno Regional.

The road to Cleveland's Quicken Loans Arena would begin in Austin, Texas at the University of Texas' Erwin Center. LSU made quick work of the Bulldogs with a 77-39 victory. Quiana Chaney and RaShonta LeBlanc carried LSU with 15 points each and combined to hit nine three-pointers in the game.

Up next was upset-minded West Virginia, the No. 11 seed. LSU had to rally from 11 points down in the final 12 minutes of play to secure a 49-43 victory. Fowles led the way with 21 points and 13 rebounds, while Chaney added 11 points.

The come-from-behind victory over WVU advanced LSU into the Sweet 16 and a trip to Fresno, Calif., and a date with No. 10 seed Florida State at Fresno State's Save Mart Center.

The Lady Tigers had little trouble with Florida State in a 55-43 victory. LSU led the entire game and held a 27-18 lead at halftime before breaking it open with a 10-0 to open the second half. Chaney led LSU with 22 points and Fowles added 20 points and nine rebounds.

In the Elite Eight, The Lady Tigers would face top-seeded Connecticut with a chance to avenge an earlier one-point loss at home.

LSU did just that and did it in convincing fashion with a 73-50 win over the Huskies in the Fresno Regional Final.

Fowles continued her dominance in the tournament with 23 points, 15 rebounds and six blocked shot on her way to being named Regional Most Outstanding Player. Allison Hightower and Ashley Thomas added 12 points each and White posted 11 points in the victory.

A disappointing outing versus Greensboro Regional Champion Rutgers in the national semifinal in Cleveland ended LSU's season, but the Lady Tigers could not hang their heads after a 30-8 season, the program's third straight 30-win season.

## 2008



LSU joined Connecticut as the only team in NCAA women's basketball history to advance to five straight Final Fours as first-year LSU head coach Van Chancellor led the Lady Tigers to a 31-6 overall record and a perfect 14-0 Southeastern Conference mark.

Going into the season, the squad knew the Pete Maravich Assembly Center would be a host site for the NCAA First and Second Rounds. LSU earned a No. 2 seed in the New Orleans Regional and awaited Jackson State in the first round from the friendly confines of the Maravich Center. What resulted was one of the most dominating performances in school history and a 66-32 victory over the 15th seed. Sylvia Fowles led all scorers with 16 points, and Jackson State's 32 total points were the fewest allowed by LSU in

its NCAA Tournament history.

Two days later, the Lady Tigers tangled with a ranked Marist team, the No. 7 seed. The Red Foxes were no match for home standing LSU, who snapped Marist's 22-game winning streak with a 68-49 win. Fowles became the SEC's all-time leading rebounder with 13 boards while adding 19 points. LSU's eight seniors also received a standing ovation in their final home game.

In the Sweet 16, another home atmosphere awaited at the New Orleans Arena as the Lady Tigers used a 15-0 run to top third-seeded Oklahoma State, 67-52. Erica White scored a team-high 18 points on 5-of-11 shooting.

All that stood between LSU and a fifth straight Final Four appearance was a battle with top-seeded and No. 1-ranked North Carolina. Fowles scored 21 points

and grabbed 12 rebounds to lead her senior class to victory, 56-50. The senior earned New Orleans Regional Most Outstanding Player honors.

Guard RaShonta LeBlanc hit the most important shot of the game, a three pointer from the right wing with 4:30 to play that put LSU ahead by seven, 44-37, with 4:30 left.

In Tampa at the NCAA Final Four, LSU suffered a heartbreaking loss to Tennessee, 47-46. UT's Alexis Hornbuckle rebounded a missed shot and dropped in a layup with 0.7 seconds left to play to bail the Lady Vols out after LSU's Erica White hit two free throws with seven seconds to play. Fowles closed a brilliant career with 24 points, 20 rebounds and five blocked shots.





**Back Row** • Yvette Bourgeois, Diana Welch, Maree Bennie, Julie Gross, Thelma McCoy, Annette Guillotte, Coach Jinks Coleman  
**Front Row** • Kathy Moffett, Elaine Smith, Susie Simmons, LeNette Caldwell, Brenda McGuffee, Nancy French, Julie Jones

## 1976-77

### The Only Lady Tigers to Reach the National Championship Game of a Postseason Tournament

With one of the most dominating forward-center combinations in LSU women's basketball history in Australians Julie Gross and Maree Jackson, the Lady Tigers enjoyed one of their finest seasons in 1976-77.


The Lady Tigers, behind the play of Gross and Jackson, started the season off slow, but ended its regular-season with a 21-5 mark.

The Lady Tigers then headed to the AIAW State Tournament in Ruston. LSU easily handled New Orleans in the first round, winning 85-58, followed by a 73-51 victory over Southern. Louisiana Tech stopped LSU in the semifinals as the Techsters posted a 101-88 win over LSU. The Lady Tigers then fell to Northwestern State, 87-82, but the Lady Tigers still managed to finish in second place at the state tournament.

By virtue of its second place finish at the state tournament, LSU advanced to the AIAW Regional Tournament in Monroe.

At the regional tournament, the Lady Tigers got on a roll as they whipped Texas, 95-67, in the first round followed by a 76-73 win over a Sue Gunter-coached Stephen F. Austin team in the semifinals. LSU beat Baylor, 92-76, in the championship game to advance to the AIAW National Tournament in Minneapolis, Minn.

At the AIAW National Tournament, the Lady Tigers drew Western Washington in the first round and had little trouble as the Lady Tigers, behind 40 points from Maree Jackson, raced out to 49-26 halftime lead and never looked back in their 91-53 win. Next up for the Lady Tigers was Baylor, a team that LSU had already beat twice during the season, which included a victory



**Maree Jackson**

over the Bears in the regional finals.

LSU was once again victorious over Baylor as the Lady Tigers got 35 points and 26 rebounds from Maree Jackson and advanced with a 71-64 win.

The Lady Tigers then moved into the semifinal round against Immaculata, a powerhouse in women's basketball at the time. Immaculata was ranked No. 2 in the nation and was considered a huge favorite in the

contest with the Lady Tigers.

The Lady Tigers upset Immaculata, 74-68, despite the fact that Jackson played after having root canal surgery and Brenda McGuffie played with a severely sprained ankle. In addition, Jackson and McGuffie played the final 10 minutes of the contest with four fouls. Jackson finished with 29 points and 19 rebounds, while Gross had 23 points and 11 boards.

It was on to the national championship game for LSU as the 11th-ranked Lady Tigers would face top-ranked Delta State for the title.

Delta State scored the first six points of the contest and the Delta Devils quickly built a nine point advantage, 13-4, on a jumper by Debbie Brock at the 15:14 mark. LSU could get no closer than seven points the rest of the way as Lady Tiger All-American Jackson picked up her third foul with 5:54 to play in the first half. Delta State led 34-25 at intermission.

In the second half, Delta State never let the Lady Tigers back in the contest as the Delta Devils held Jackson to a career-low six points in posting a 68-55 victory. Lucy Harris, the best women's player in the country at the time, led Delta State with 23 points and 16 rebounds.

The Lady Tigers finished the year with an overall record of 29-8 and ranked No. 11 in the nation. That team still holds the distinction of being the only Lady Tiger team ever to reach the national championship game of a post-season tournament.

**1983-84 OVERALL RECORD: 23-7**

The Lady Tigers advanced to the 32-team NCAA Tournament for the first time in the school's history as LSU was the No. 5 seed in the Midwest Regional. LSU played host to and beat fourth-seeded Missouri, 92-82, in the first round before falling to Louisiana Tech, 92-67, in Ruston in the second round.

NO.	NAME	POS.	CL.	HOMETOWN	PPG	RPG
13	Susan Dixon	F	Jr.	Baton Rouge, La.	1.8	1.1
14	Leslie Sacre	C	Sr.	Vancouver, British Columbia	0.6	1.8
15	Denise Morell	G	Jr.	Tacoma, Wash.	1.1	0.3
21	Joyce Walker	G	Sr.	Seattle, Wash.	26.5	4.0
23	Rhonda Hawthorne	G	So.	Gulfport, Miss.	10.6	2.7
24	Alisha Jones	C	Fr.	Wiggins, Miss.	12.5	7.9
25	Marcia Brentson	G	Fr.	Cleveland, Ohio	1.7	1.3
33	Ramona Dozier	F	Sr.	Dallas, Texas	7.6	8.9
34	Madeline Doucet	F	Jr.	LeBeau, La.	17.8	6.7
43	Lesa Thornton	F	Fr.	Columbia, La.	7.0	3.0
45	Jean Delahaye	C	Fr.	Plaquemine, La.	3.9	1.9

**1985-86 OVERALL RECORD: 27-6**

The NCAA Tournament field was expanded to include 48 teams in 1986 and the Lady Tigers were back in the tournament after a one-year absence. LSU was the No. 2 seed in the Mideast Regional and after receiving a first round bye, the Lady Tigers played host to and beat 10th-seeded Middle Tennessee, 78-65. LSU then beat third-seeded Ohio State, 81-80, in the Sweet 16 in Iowa City, Iowa. With a Final Four appearance on the line, fourth-seeded Tennessee knocked off the Lady Tigers, 67-65, in the round of eight.

NO.	NAME	POS.	CL.	HOMETOWN	PPG	RPG
5	Marilyn Hamilton	G	Fr.	Baton Rouge, La.	0.5	0.3
10	Delia Adams	G	So.	Livingston, La.	0.0	0.3
12	Bonita Branch	G	Sr.	DeRidder, La.	12.9	3.8
14	Shelley Rains	G	Fr.	Burleson, Texas	0.7	0.8
15	Joanne Ineman	G	Jr.	Olmstead Falls, Ohio	1.9	0.6
20	Jeanetta Burns	G	So.	Pineville, La.	8.9	3.4
23	Rhonda Mathieu	G	Sr.	Gulfport, Miss.	11.3	3.6
24	Alisha Jones	C	Jr.	Wiggins, Miss.	16.1	8.5
25	Marcia Bentson	G	Jr.	Cleveland, Ohio	0.8	1.0
30	Karen Linder	C	So.	Prineville, Ore.	2.9	4.1
31	Patricia Woods	F	Fr.	Natchez, Miss.	3.0	1.8
32	Natalie Randall	F	Sr.	Beaumont, Texas	12.1	7.7
33	April Delley	C	Fr.	Dallas, Texas	5.9	4.2
43	Lesa Thornton	F	Jr.	Columbia, La.	10.2	5.0

**1986-87 OVERALL RECORD: 20-8**

LSU's stay in the NCAA Tournament in 1987 was short-lived as the Lady Tigers, the No. 4 seed in the Midwest, lost to No. 5 seed Southern Illinois, 70-56, in Baton Rouge in their first game of the tournament.

NO.	NAME	POS.	CL.	HOMETOWN	PPG	RPG
5	Marilyn Hamilton	G	So.	Baton Rouge, La.	1.8	0.8
14	Shelly Rains	G	So.	Burleson, Texas	0.9	1.0
15	Joanne Ineman	G	Sr.	Olmstead Falls, Ohio	10.0	1.9
20	Jeanetta Burns	G	Jr.	Pineville, La.	11.3	4.4
23	Whitney Meier	G/F	Fr.	Rolla, N.D.	2.7	1.7
24	Alisha Jones	C	Sr.	Wiggins, Miss.	18.7	8.3
25	Marcia Brentson	G	Sr.	Cleveland, Ohio	1.5	1.0
30	Karen Linder	C	Jr.	Prineville, Ore.	11.3	8.9
31	Patricia Woods	F	So.	Natchez, Miss.	9.1	4.5
34	Tammy Gayten	F	Jr.	Brookhaven, Miss.	9.3	6.4
43	Lesa Thornton	F	Sr.	Columbia, Miss.	12.7	6.5

**1987-88 OVERALL RECORD: 18-11**

LSU advanced to the NCAA Tournament for the third straight season, but unfortunately for the Lady Tigers, they were bounced after one game for the second consecutive year. LSU, the No. 9 seed, fell to eighth seeded Stephen F. Austin, 84-62, in the first round in Nacogdoches, Texas.

NO.	NAME	POS.	CL.	HOMETOWN	PPG	RPG
5	Cheryl Wilson	G	Jr.	Ft. Lauderdale, Fla.	3.3	1.1
10	Pokey Chatman	G	Fr.	Ama, La.	10.0	3.3
12	Rebecca Hayes	F	Fr.	Natchitoches, La.	2.0	0.8
14	Shelley Rains	G	Jr.	Burleson, Texas	0.0	0.0
20	Jeanetta Burns	G	Sr.	Pineville, La.	11.1	4.8
22	Annette Jackson	F	So.	Brookhaven, Miss.	10.5	4.2
23	Whitney Meier	G	So.	Rolla, N.D.	3.1	2.9
24	Amy McAdams	G/F	Fr.	Grenada, Miss.	2.1	1.1
25	Roxanna Redden	F	Fr.	Monroe, La.	2.6	1.4
30	Karen Linder	C	Sr.	Prineville, Ore.	10.0	8.6
31	Patricia Woods	F	Jr.	Natchez, Miss.	14.7	4.4
32	Carla Hough	C	Jr.	Sands Springs, Okla.	5.2	4.0
33	April Delley	C	So.	Dallas, Texas	13.2	7.4





## 1988-89 OVERALL RECORD: 19-11

After receiving a first round bye, the Lady Tigers, the No. 4 seed in the Midwest Region, defeated fifth-seeded Purdue, 54-53, in West Lafayette, Ind., in the second round. From there, the Lady Tigers traveled to Ruston to face top-seeded Louisiana Tech in the Sweet 16. The Lady Techsters came out on top by an 85-68 count.

NO.	NAME	POS.	CL.	HOMETOWN	PPG	RPG
10	Dana Chatman	G	So.	Ama, La.	16.2	3.6
11	Dana Seals	G	Jr.	Monroe, La.	4.7	2.9
12	Rebecca Hayes	F	So.	Natchitoches, La.	2.8	1.1
14	Shelly Rains	G	Jr.	Burleson, Texas	2.4	0.9
15	Makita Wynn	G	Fr.	Vicksburg, Miss.	2.2	0.9
20	Christina Ball	G	Fr.	Bossier City, La.	3.6	1.2
23	Barbara Henderson	F	Fr.	Jonesville, La.	7.4	6.1
25	Roxanna Redden	F	So.	Monroe, La.	1.4	0.8
31	Patricia Woods	F	Sr.	Natchez, Miss.	15.2	6.2
33	April Delley	C	Jr.	Dallas, Texas	20.1	9.4
35	Carla Berry	G	Fr.	Mobile, Ala.	0.3	0.5
43	Dee Dee Franklin	C	Jr.	Aurora, Ill.	9.6	7.8
44	Wendi Widdle	C	Fr.	Longview, Texas	3.6	2.2



## 1989-90 OVERALL RECORD: 21-9

LSU was back in the NCAA Tournament for the fifth straight season. LSU, the No. 9 seed in the Midwest Region, lost to eighth-seeded Southern Mississippi, 75-65, in Hattiesburg, Miss., in the first round.

NO.	NAME	POS.	CL.	HOMETOWN	PPG	RPG
5	Beth Boulet	G	Jr.	LaRose, La.	0.3	1.0
10	Pokey Chatman	G	Jr.	Ama, La.	15.8	3.6
11	Dana Seals	G	Sr.	Monroe, La.	3.8	1.9
12	Rebecca Hayes	F	Sr.	Natchitoches, La.	2.0	0.8
14	Shelly Rains	G	Sr.	Burleson, Texas	2.2	0.8
20	Christina Ball	G	So.	Bossier City, La.	5.0	1.4
22	Annette Jackson	F	Jr.	Brookhaven, Miss.	9.0	4.1
23	Barbara Henderson	F	So.	Jonesville, La.	10.2	6.6
25	Christy Theiler	G	Fr.	Metairie, La.	1.0	0.3
30	Carol Eubanks	G	Fr.	Ponchatoula, Miss.	0.0	0.3
31	Nyla Sheperd	F	So.	Mobile, Ala.	3.1	2.8
32	Sheila Johnson	C	Jr.	Diboll, Texas	12.3	8.4
33	April Delley	C	Sr.	Dallas, Texas	17.5	8.3
35	Carla Berry	G	So.	Mobile, Ala.	0.7	0.9
42	Kristen Graves	G	So.	Monroe, La.	1.5	0.0
44	Wendi Widdle	C	So.	Longview, Texas	4.5	2.3



## 1990-91 OVERALL RECORD: 24-7

LSU, fresh off its first and only SEC Tournament championship, was named the No. 2 seed in the Midwest Region in 1991. After a first round bye, the Lady Tigers were eliminated in the second round, 93-73, by 10th-seeded Lamar in Beaumont, Texas.

NO.	NAME	POS.	CL.	HOMETOWN	PPG	RPG
10	Dana Chatman	G	Sr.	Ama, La.	18.6	4.3
11	Miriam Farr	G	Fr.	Sulphur, La.	1.3	0.9
15	Trekessa Syas	F	Fr.	Lake Charles, La.	4.0	2.4
20	Christina Ball	G	Jr.	Bossier City, La.	4.3	1.8
22	Annette J.-Lowery	F	Sr.	Brookhaven, Miss.	14.0	5.9
23	Barbara Henderson	F	Jr.	Jonesville, La.	10.3	7.2
30	Tara Curtis	F	Jr.	Tioga, La.	6.1	3.0
32	Sheila Johnson	C	Sr.	Diboll, Texas	16.0	9.2
33	Julie Lewis	F	Fr.	Lafayette, La.	2.0	1.3
35	Carla Berry	G	Jr.	Mobile, Ala.	0.7	0.9
42	Kristen Graves	G	Jr.	Monroe, La.	0.8	0.5
44	Wendi Widdle	C	Jr.	Longview, Texas	6.3	3.5



## 1996-97 OVERALL RECORD: 25-5

After a five-year hiatus, the Lady Tigers finally made it back to the NCAA Tournament as they were the No. 4 seed at the Mideast Region. In the first round, LSU knocked off Maine, 88-79, and then followed that with a 71-58 second round win over Marquette. LSU was eliminated by Old Dominion, 62-49, in the Sweet 16 in a game played in West Lafayette, Ind.

NO.	NAME	POS.	CL.	HOMETOWN	PPG	RPG
4	Latasha Dorsey	G	So.	Abbeville, La.	5.4	3.2
5	Caritas Henry	G	Jr.	Brooklyn, N.Y.	2.7	1.1
10	Elaine Powell	G	Sr.	Monroe, La.	17.9	4.5
11	Pietra Gay	G/F	Sr.	Brooklyn, N.Y.	16.4	6.0
12	Stacey Carter	G	Jr.	Memphis, Tenn.	1.0	0.7
14	Ashley Bankston	G	Fr.	Franklinton, La.	2.7	1.3
22	Andrea Williams	G	Jr.	Houston, Texas	0.0	0.7
32	Chantel Jiles	G	Fr.	Baton Rouge, La.	0.0	0.2
33	Aga Cieslak	C	Jr.	Opole, Poland	2.0	2.4
35	Celeste Gehring	C	Sr.	American Falls, Idaho	1.6	1.6
40	Katrina Hibbert	F	Fr.	Melbourne, Australia	9.6	4.3
42	Dayna Kohn	F	Jr.	Baton Rouge, La.	1.1	1.7
44	Keia Howell	F	Jr.	Monroe, La.	6.6	5.5
51	Toni Gross	C	Sr.	Parsons, Kan.	14.4	6.7
55	Candice Porter	F	Fr.	Lake Charles, La.	1.4	0.7



### 1998-99 OVERALL RECORD: 22-8

The Lady Tigers returned to the NCAA Tournament for the ninth time as LSU was the No. 4 seed in the Midwest Region. LSU beat Evansville, 78-69, in the first round at home and then rallied from an 8-point deficit with eight minutes left to beat eighth-ranked Notre Dame, 74-64, in the second round in Baton Rouge. Louisiana Tech eliminated the Lady Tigers, 73-52, in the Sweet 16 in a game played in Los Angeles.

NO.	NAME	POS.	CL.	HOMETOWN	PPG	RPG
00	Deidre Spears	G	Fr.	Baton Rouge, La.	3.3	1.3
3	Marie Ferdinand	G	So.	Miami, Fla.	12.3	5.2
4	Latasha Dorsey	G	Sr.	Abbeville, La.	12.9	3.3
12	Angelia Crockett	G	So.	Tallulah, La.	1.7	0.9
15	Stacey Newton	F	So.	W.Columbia, S.C.	1.1	0.9
20	Kisha James	G	Fr.	Pineville, La.	4.7	1.4
22	April Brown	F	So.	Gulfport, Miss.	7.8	5.3
23	DeTrina White	F	Fr.	Lafayette, La.	13.1	8.2
25	Allison Weiner	G	So.	Baton Rouge, La.	0.0	0.0
32	Chantel Jiles	G	Jr.	Baton Rouge, La.	0.2	0.2
34	Ashley Bankston	G	Jr.	Franklinton, La.	4.2	0.9
40	Katrina Hibbert	F	Jr.	Melbourne, Australia	4.5	4.5
42	Jamilah Johns	C	Fr.	Starkville, Miss.	1.8	1.6
55	Candice Porter	C	Jr.	Lake Charles, La.	1.6	1.8



### 1999-00 OVERALL RECORD: 25-7

The Lady Tigers reached the NCAA Tournament for the 10th time, as LSU was seeded third in the East Region. The Lady Tigers played host to the NCAA first and second-round games in the Pete Maravich Assembly Center, defeating Liberty (77-54) and Stephen F. Austin (57-45). The victories allowed LSU to advance to the NCAA Sweet 16 for the third time in four years, and for the sixth time in school history. The Lady Tigers overwhelmed No. 2 seed Duke, 79-66, in the regional semi final at Richmond, Va., to reach the Elite Eight for the second time in school annals. LSU dropped an 86-71 decision to top-seeded Connecticut in the regional final.

NO.	NAME	POS.	CL.	HOMETOWN	PPG	RPG
1	Ke-Ke Tardy	F	Fr.	Jackson, Miss.	6.0	2.0
3	Marie Ferdinand	G	Jr.	Miami, Fla.	17.5	4.6
11	Danielle Traylor	G	Jr.	Martinsville, Ind.	1.2	0.9
12	Angelia Crockett	G	Jr.	Tallulah, La.	3.5	2.0
20	Kisha James	G	So.	Pineville, La.	DNP (injury)	
22	April Brown	F	Jr.	Gulfport, Miss.	11.9	4.8
23	DeTrina White	F	So.	Lafayette, La.	12.0	8.8
25	Allison Weiner	G	Jr.	Baton Rouge, La.	0.9	0.4
33	Kaisha Lymon	C	Fr.	Donaldsonville, La.	1.0	2.0
34	Jamie Hawkins	C	Fr.	Bristow, Okla.	2.9	1.4
40	Katrina Hibbert	G	Sr.	Melbourne, Australia	14.2	4.2
42	Jamilah Johns	C	So.	Starkville, Miss.	1.1	2.0
55	Candice Porter	C	Sr.	Lake Charles, La.	1.8	1.6



### 2000-01 OVERALL RECORD: 20-11

The Lady Tigers advanced to the NCAA Tournament for the third year in a row and for the fourth time in five years. The No. 6 seed in the Midwest Region hosted by Purdue in West Lafayette, Ind., LSU defeated Arizona State, 83-66, in the first round. Despite rallying from being down by as many as 24 points, the Lady Tigers fell 73-70 to NCAA runner-up Purdue in the second round.

NO.	NAME	POS.	CL.	HOMETOWN	PPG	RPG
1	Ke-Ke Tardy	F	So.	Jackson, Miss.	9.3	4.9
3	Marie Ferdinand	G	Sr.	Miami, Fla.	21.1	5.1
4	Doneeka Hodges	G	Fr.	New Orleans, La.	6.9	2.4
5	Roneeka Hodges	F	Fr.	New Orleans, La.	8.4	4.1
12	Angelia Crockett	G	Sr.	Tallulah, La.	3.0	2.4
15	Stacey Newton	F	Sr.	West Columbia, S.C.	1.6	1.5
20	Kisha James	G	So.	Pineville, La.	5.8	1.9
22	April Brown	F	Sr.	Gulfport, Miss.	11.3	4.4
23	DeTrina White	C	Jr.	Lafayette, La.	9.5	7.4
25	Allison Weiner	G	Sr.	Baton Rouge, La.	0.4	.06



### 2001-02 OVERALL RECORD: 18-12

LSU advanced to the NCAA Tournament for the fourth straight season with what turned out to be seven healthy players by years end. The Lady Tigers were the No. 6 seed in the West Region hosted by Colorado in Boulder. LSU got past Santa Clara 84-78 in the first round, but fell to host Colorado 69-58 to end the season.

NO.	NAME	POS.	CL.	HOMETOWN	PPG	RPG
1	Ke-Ke Tardy	F	Jr.	Jackson, Miss.	9.6	4.9
2	Temeka Johnson	G	So.	New Orleans, La.	11.1	4.8
4	Doneeka Hodges	G	So.	New Orleans, La.	15.3	4.5
5	Roneeka Hodges	F	So.	New Orleans, La.	8.9	5.3
20	Kisha James	G	Jr.	Pineville, La.	6.5	3.4
21	Patty Hanten	G	Jr.	Miami, Fla.	2.9	0.8
23	DeTrina White	C	Sr.	Lafayette, La.	DNP (injury)	
31	Aiysha Smith	C	Jr.	Detroit, Mich.	15.9	7.7
32	Scholanda Dorrell	G	Fr.	Miami, Fla.	10.6	4.2
34	Wendlyn Jones	F	Fr.	Groesbeck, Ark.	DNP (injury)	
55	Tillie Willis	C	Fr.	Atlanta, Ga.	1.1	1.9





## 2002-03 OVERALL RECORD: 30-4

The Lady Tigers were a No. 1 seed in the Field of 64 for the first time. The Lady Tigers were the top team in the West Region and were sent to Eugene, Ore. LSU got past Southwest Texas, 86-50, in the opening round before defeating UW-Green Bay, 80-69, to advance to the Sweet 16 for the first time since 2000. The West Regional Semifinal pitted rivals LSU against Louisiana Tech in Palo Alto, Calif. The Lady Tigers overcame a 17-point deficit to defeat the Lady Techsters, 69-63, to reach the Elite Eight for the third time in school history before falling to No. 2 seed Texas in the Regional Final.

NO.	NAME	POS.	CL.	HOMETOWN	PPG	RPG
1	Ke-Ke Tardy	F	Sr.	Jackson, Miss.	7.7	2.5
2	Temeka Johnson	G	Jr.	New Orleans, La.	10.0	5.9*
4	Doneeka Hodges	G	Jr.	New Orleans, La.	9.5	2.4
5	Roneeka Hodges	F	Jr.	New Orleans, La.	4.4	3.4
20	Kisha James	G	Sr.	Pineville, La.	3.0	2.8*
22	Florence Williams	F	So.	Miami, Fla.	1.3	1.3
23	DeTrina White	C	Sr.	Lafayette, La.	8.1	6.4
31	Aiysha Smith	C	Sr.	Detroit, Mich.	13.2	5.6
33	Seimone Augustus	G	Fr.	Baton Rouge, La.	14.8	5.5
34	Wendlyn Jones	F	Fr.	Grosnell, Ark.	3.8	2.1
43	Patty Hanten	G	Sr.	Miami, Fla.	2.8	0.2
50	Treynell Clavelle	C	Fr.	Jeanerette, La.	1.5	1.1
52	Tillie Willis	C	So.	Atlanta, Ga.	1.0	1.0
55	Crystal White	C	So.	Mount Clement, Mich.	3.2	2.2

\* apg (assists per game)



## 2003-04 FINAL FOUR • OVERALL RECORD: 27-8

In the absence of head coach Sue Gunter due to illness, acting head coach Pokey Chatman led the Lady Tigers into the NCAA Tournament as the No. 4 seed in the West. LSU opened at home with victories over Austin Peay and a feisty Maryland team to advance to the Sweet 16 in Seattle, Wash., and a date with No. 1 seed Texas. LSU defeated Texas, 71-55, and SEC foe Georgia, 62-60, advancing to the NCAA Final Four for the first time in school history. A dramatic 52-50 loss to Tennessee in the national semifinal ended LSU's magical run in the tournament.

NO.	NAME	POS.	CL.	HOMETOWN	PPG	RPG
2	Temeka Johnson	G	Jr.	New Orleans, La.	12.9	8.3*
10	Khalilah Mitchell	G	Fr.	New Orleans, La.	2.0	2.3
11	Amber Long	G	Fr.	Irmo, S.C.	1.4	0.5
22	Florence Williams	F	Jr.	Miami, Fla.	1.7	1.2
24	Marian Whitfield	G	Fr.	Augusta, Ga.	0.3	0.0
32	Scholanda Hoston	G	So.	Miami, Fla.	8.7	2.4
33	Seimone Augustus	G	So.	Baton Rouge, La.	19.5	5.9
34	Wendlyn Jones	F	So.	Blytheville, Ark.	6.5	5.3
42	Hanna Biernacka	F	So.	Sodertalje, Sweden	4.5	3.4
45	Doneeka Hodges	G	Sr.	New Orleans, La.	14.1	3.8
50	Treynell Clavelle	C	So.	Jeanerette, La.	3.7	3.3
52	Tillie Willis	F	Jr.	Atlanta, Ga.	3.6	4.4
55	Crystal White	C	Jr.	Mount Clemens, Mich.	1.6	2.1

\* apg (assists per game)



## 2004-05 FINAL FOUR • OVERALL RECORD: 33-3

Under the direction of National Coach of the Year Pokey Chatman and with the help of Seimone Augustus, the National Player of the Year, and senior point guard Temeka Johnson, the National Point Guard of the Year, LSU advanced to its second straight NCAA Final Four. This time LSU, the No. 1 seed in the Chattanooga Region, defeated No. 16 seed Stetson, No. 9 seed Arizona, No. 13 seed Liberty and No. 2 seed Duke. The Baylor Bears met LSU in the national semifinal and ended the Lady Tigers run at the title.

NO.	NAME	POS.	CL.	HOMETOWN	PPG	RPG
2	Temeka Johnson	G	5-3	New Orleans, La.	10.4	7.7*
5	Erica White	G	5-3	Jacksonville, Fla.	1.5	1.0*
10	Khalilah Mitchell	G	5-11	New Orleans, La.	0.5	1.0
12	ReShonta LeBlanc	G	5-7	Port Arthur, Texas	1.5	1.2
15	Quianna Chaney	G	5-11	Baton Rouge, La.	4.8	0.9
22	Florence Williams	F	6-1	Miami, Fla.	2.9	2.4
24	Marian Whitfield	G	5-9	Augusta, Ga.	1.2	1.0
31	Sylvia Fowles	C	6-5	Miami, Fla.	11.8	9.0
32	Scholanda Hoston	G	5-10	Miami, Fla.	8.9	2.5
33	Seimone Augustus	G	6-1	Baton Rouge, La.	20.1	4.6
34	Wendlyn Jones	F	6-1	Blytheville, Ark.	4.7	5.1
42	Hanna Biernacka	F	6-1	Sodertalje, Sweden	1.8	1.1
52	Tillie Willis	F	6-3	Atlanta, Ga.	3.1	3.6
54	Ashley Thomas	F	6-0	Stone Mountain, Ga.	1.5	1.9
55	Crystal White	C	6-5	Mount Clemens, Mich.	1.8	2.2

\* apg (assists per game)



### 2005-06 FINAL FOUR • OVERALL RECORD: 31-4

The Lady Tigers reached the Final Four for the third straight year. LSU was once again a No. 1 seed and defeated No. 16 Florida Atlantic, No. 9 Washington, No. 4 DePaul and No. 3 Stanford to claim the San Antonio Region. Seimone Augustus, the National Player of the Year for the second straight season, was named the regional's Most Outstanding Player.

NO.	NAME	POS.	CL.	HOMETOWN	PPG	RPG
5	Erica White	G	So.	Jacksonville, Fla.	5.6	5.4*
10	Khalilah Mitchell	G	So.	New Orleans, La.	1.3	1.1
12	RaShonta LeBlanc	G	So.	Port Arthur, Texas	3.2	3.2*
15	Quianna Chaney	G	So.	Baton Rouge, La.	6.1	2.2
22	Florence Williams	F	Sr.	Miami, Fla.	6.0	3.8
24	Marian Whitfield	G	So.	Augusta, Ga.	1.6	0.8
31	Sylvia Fowles	C	So.	Miami, Fla.	15.9	11.6
32	Scholanda Hoston	G	Sr.	Miami, Fla.	8.6	2.5
33	Seimone Augustus	G	Sr.	Baton Rouge, La.	22.7	4.7
42	Hanna Biernacka	F	Jr.	Sodertalje, Sweden	1.3	0.7
44	Kristen Morris	F	Fr.	Lathrup Village, Mich.	2.2	2.3
54	Ashley Thomas	F	So.	Stone Mountain, Ga.	4.5	4.8

\* apg (assists per game)



### 2006-07 FINAL FOUR • OVERALL RECORD: 30-8

Overcoming a late season adversity, the Lady Tigers reached the Final Four for the fourth straight year. LSU was the No. 3 seed in the Fresno Regional and defeated No. 14 UNC Asheville, No. 11 West Virginia, No. 10 Florida State and No. 1 Connecticut to win the regional title. All-America center Sylvia Fowles was named the regional's Most Outstanding Player.

NO.	NAME	POS.	CL.	HOMETOWN	PPG	RPG
4	Katie Antony	G	Jr.	Anacoco, La.	2.9	1.5
5	Erica White	G	Jr.	Jacksonville, Fla.	8.2	4.3*
10	Khalilah Mitchell	G	Jr.	New Orleans, La.	2.1	1.4*
12	RaShonta LeBlanc	G	Jr.	Port Arthur, Texas	6.1	3.1*
15	Quianna Chaney	G	Jr.	Baton Rouge, La.	11.8	2.8
22	Porsha Phillips	F	Fr.	Stone Mountain, Ga.	3.8	2.9
23	Allison Hightower	G	Fr.	Arlington, Texas	6.2	2.3
24	Marian Whitfield	G	Jr.	Augusta, Ga.	2.7	1.0
25	Mesha Williams	F	Jr.	St. Louis, Mo.	2.8	2.4
31	Sylvia Fowles	C	Jr.	Miami, Fla.	16.9	12.6
44	Kristen Morris	F	So.	Lathrup Village, Mich.	2.5	1.9
54	Ashley Thomas	F	Jr.	Stone Mountain, Ga.	4.7	4.0

\* apg (assists per game)



### 2007-08 FINAL FOUR • OVERALL RECORD: 31-6

For only the second time in NCAA women's basketball history, a school had reached the Final Four for the fifth straight season as the Lady Tigers culminated a 31-6 record in Tampa, Fla. LSU, which won its third SEC regular season title with a perfect 14-0 mark, defeated No. 15 seed Jackson State and No. 7 seed Marist in the NCAA First and Second Rounds in Baton Rouge. The Lady Tigers, the No. 2 seed in the New Orleans Region, topped No. 3 seed Oklahoma State and then upset top-seeded North Carolina, 56-50, in the New Orleans Regional Final. Senior All-American center Sylvia Fowles earned Most Outstanding Player honors after registering a double-double in four of LSU's five NCAA Tournament games.

NO.	NAME	POS.	CL.	HOMETOWN	PPG	RPG
1	Katherine Graham	G	Fr.	Birmingham, Ala.	1.7	1.3
3	Latear Eason	G	Fr.	Chicago, Ill.	0.8	0.6*
5	Erica White	G	Sr.	Jacksonville, Fla.	7.7	4.3*
10	Khalilah Mitchell	G	Sr.	New Orleans, La.	2.4	1.5*
12	RaShonta LeBlanc	G	Sr.	Port Arthur, Texas	6.3	3.5
15	Quianna Chaney	G	Sr.	Baton Rouge, La.	14.4	3.3*
23	Allison Hightower	G	So.	Arlington, Texas	7.1	2.5
24	Marian Whitfield	G	Sr.	Augusta, Ga.	3.9	1.3
25	Mesha Williams	C	Sr.	St. Louis, Mo.	4.1	3.4
34	Sylvia Fowles	C	Sr.	Miami, Fla.	17.4	10.3
44	Kristen Morris	F	Jr.	Lathrup Village, Mich.	2.5	2.8
54	Ashley Thomas	F	Sr.	Stone Mountain, Ga.	5.3	4.8

\* apg (assists per game)





## 2008-09

OVERALL RECORD: 19-11

After losing all five starters from its 2008 Final Four team, LSU's youthful roster put together a five-game winning streak to close the SEC regular season and reach the NCAA Tournament for the 11th straight year. Head coach Van Chancellor might have turned in the finest coaching job of his career. LSU finished tied for second in the SEC despite boasting one of the youngest teams in America. The Lady Tigers defeated Green Bay, 69-59, in the NCAA First Round at the Maravich Center. LSU then gave third-seeded Louisville all it could handle in the second round before falling to the eventual national championship game participants, 62-52.

NO.	NAME	POS.	HT.	CL./EXP.	HOMETOWN	PPG	RPG
1	Katherine Graham	G	5-11	So./1L	Birmingham, Ala.	5.3	3.3
3	Latear Eason	G	5-8	So./1L	Chicago, Ill.	3.4	2.1
11	Andrea Kelly	G	5-9	Jr./JC	Shalimar, Fla.	4.7	1.3
20	Destini Hughes	G	5-10	Fr./HS	Fort Worth, Texas	2.3	1.7
22	Courtney Jones	F	6-2	Fr./HS	Midfield, Ala.	5.3	3.3
23	Allison Hightower	G	5-10	Jr./2L	Arlington, Texas	14.9	4.3
24	Ayana Dunning	F/C	6-3	Fr./HS	Columbus, Ohio	5.1	4.2
25	Swayze Black	F	6-3	Fr./HS	Brookhaven, Miss.	1.6	1.2
41	Taylor Turnbow	F	6-2	Fr./HS	Stone Mountain, Ga.	2.8	2.6
44	Kristen Morris	F	6-2	Sr./3L	Lathrup Village, Mich.	6.5	4.5
55	LaSondra Barrett	F	6-2	Fr./HS	Jackson, Miss.	11.4	5.7



## 2009-10

OVERALL RECORD: 21-10

LSU reached the NCAA Tournament for the 12th straight season led by State Farm Honorable Mention All-American and All-SEC first teamer Allison Hightower. The Lady Tigers finished in a tie for third place during the SEC regular season and drew a seventh seed in the NCAA Tournament. After knocking off 10th-seeded Hartford, 60-39, in the first round, LSU took second-seeded and host Duke to the wire at Cameron Indoor Stadium. The Blue Devils outlasted the Lady Tigers by a score of 60-52.

NO.	NAME	POS.	HT.	CL./EXP.	HOMETOWN	PPG	RPG
1	Katherine Graham	G	5-11	Jr./2L	Birmingham, Ala.	8.4	5.7
2	Jasmine Nelson	F	6-2	Jr./JC	New Orleans, La.	2.8	2.8
3	Latear Eason	G	5-8	Jr./2L	Chicago, Ill.	3.6	1.8
10	Adrienne Webb	G	5-9	Fr./HS	Madison, Ala.	4.7	1.9
11	Andrea Kelly	G	5-9	Sr./1L	Shalimar, Fla. - missed season (injury)		
15	Bianca Lutley	G	5-11	Fr./HS	Pensacola, Fla.	3.1	1.3
20	Destini Hughes	G	5-10	So./1L	Fort Worth, Texas	3.3	1.4
22	Courtney Jones	F	6-2	So./1L	Midfield, Ala.	5.9	4.2
23	Allison Hightower	G	5-10	Sr./3L	Arlington, Texas	18.2	3.5
24	Taylor Booze	G	5-5	Jr./JC	Carrollton, Texas	2.4	0.8
25	Swayze Black	F	6-3	So./1L	Brookhaven, Miss.	2.1	2.7
32	Erica Williams	G	5-8	Jr./TR	Gonzales, La.	1.3	0.9
35	Taylor Turnbow	F	6-2	So./1L	Stone Mountain, Ga.	5.2	4.6
55	LaSondra Barrett	F	6-2	So./1L	Jackson, Miss.	12.8	6.6



## 2011-12

OVERALL RECORD: 23-11

Under the direction of first-year head coach Nikki Fargas, LSU rode a six-game win streak late in the season to finish fourth in the SEC standings. The Lady Tigers, led by All-SEC forward LaSondra Barrett, reached the SEC Tournament championship game and made a return to the NCAA Tournament after a one-year absence. Playing both of its NCAA Tournament games at home, No. 5 seed LSU beat No. 12 seed San Diego State, 64-56, in the first round before losing to fourth-seeded Penn State, 90-80, in the second round.

NO.	NAME	POS.	HT.	CL./EXP.	HOMETOWN	PPG	RPG
3	Bianca Lutley	G	5-11	Jr./2L	Pensacola, Fla.	5.3	2.7
4	Anne Pedersen	G	6-1	Fr./HS	Copenhagen, Den.		injured
5	Jeanne Kenney	G	5-8	So./1L	Baton Rouge, La.	5.6	2.5
10	Adrienne Webb	G	5-9	Jr./2L	Madison, Ala.	9.9	3.5
12	Krystal Forthan	F	6-4	Fr./HS	Portland, Ore.	5.7	3.1
20	Destini Hughes	G	5-10	Sr./3L	Fort Worth, Texas	6.9	2.6
22	Courtney Jones	F	6-2	Sr./3L	Midfield, Ala.	8.9	5.8
23	Shanece McKinney	F	6-4	So./1L	Mobile, Ala.	1.8	1.5
24	Theresa Plaisance	F	6-5	So./1L	Houma, La.	4.5	1.9
25	Swayze Black	F	6-3	Sr./3L	Brookhaven, Miss.	1.7	2.2
35	Taylor Turnbow	F	6-2	Sr./3L	Stone Mountain, Ga.	3.2	2.9
42	Sheila Boykin	F	6-2	Fr./HS	Los Angeles, Calif.	1.7	1.9
55	LaSondra Barrett	F	6-2	Sr./3L	Jackson, Miss.	12.8	7.1



## 2012-13

OVERALL RECORD: 22-12

With a roster stricken by injuries and down to eight players, LSU developed the motto "Eight is Enough" and went on a six-game winning streak with victories over No. 4 Kentucky and a convincing 67-52 victory at No. 14 Texas A&M to close the regular season. Junior forward Theresa Plaisance became the first LSU player to lead the SEC in scoring since Seimone Augustus. The Lady Tigers beat No. 20 Green Bay on their home floor in the first round and then pulled off one of the most remarkable victories in school history to reach the Sweet 16. Without its spirited leader in Jeanne Kenney, who sustained an injury, LSU – with a roster of seven players – knocked off No. 8 Penn State 71-66 before a raucous crowd in the Maravich Center to reach the Sweet 16 for the first time since 2008. The Lady Tigers saw their season come to an end in the Spokane regional semifinal with a 73-63 loss to eventual Final Four participant California.

NO.	NAME	POS.	HT.	CL/EXP.	HOMETOWN	PPG	RPG
1	Derreyal Youngblood	C	6-4	Fr./HS	Harvey, La.	2.8	2.6
3	Bianca Lutley	G	5-11	Sr./3L	Pensacola, Fla.	10.2	4.1
4	Anne Pedersen	G	6-1	Fr./RS	Copenhagen, Denmark	1.7	0.8
5	Jeanne Kenney	G	5-8	Jr./2L	Baton Rouge, La.	5.5	3.2
10	Adrienne Webb	G	5-9	Sr./3L	Madison, Ala.	14.6	3.5
23	Shanece McKinney	C	6-4	Jr./2L	Mobile, Ala.	4.1	3.7
32	Danielle Ballard	G	5-9	Fr./HS	Memphis, Tenn.	12.1	6.5
42	Sheila Boykin	F	6-2	So./1L	Los Angeles, Calif.	1.8	2.3
55	Theresa Plaisance	F	6-5	Jr./2L	New Orleans, La.	17.0	8.3



## 2013-14

OVERALL RECORD: 21-13

LSU won nine of its first 10 games which included a pair of dramatic victories over Rutgers and Michigan to claim the Barclays Invitational title in New York. The Lady Tigers climbed as high as No. 12 in the polls and began SEC play with a thrilling 80-77 victory over No. 5 Tennessee behind Danielle Ballard's 25 points. After a six-game losing streak to end the regular season, LSU refound its rhythm and used a high-octane offensive attack to set the school's postseason scoring record during an 98-78 win over Georgia Tech in the opening round of the NCAA Tournament. The Lady Tigers had to overcome key injuries to their second and fourth leading scorers - Jeanne Kenney and Raigyne Moncrief - but played with heart, fight, courage and determination to upend No. 7 West Virginia, 76-67, to advance to the NCAA Sweet 16. LSU fell to No. 4 Louisville to conclude its third consecutive season with 20-plus victories under Nikki Fargas.

NO.	NAME	POS.	HT.	CL/EXP.	HOMETOWN	PPG	RPG
1	Derreyal Youngblood	C	6-4	So./1L	Harvey, La.	1.2	1.4
4	Anne Pedersen	G	6-1	So./1L	Copenhagen, Denmark	2.3	1.5
5	Jeanne Kenney	G	5-8	Sr./3L	Baton Rouge, La.	11.3	3.8
10	Jasmine Rhodes	G	5-10	Fr./HS	Mobile, Ala.	2.9	2.1
11	Raigyne Moncrief	G	5-10	Fr./HS	Fort Lauderdale, Fla.	10.1	4.5
13	Rina Hill	G	5-7	Fr./HS	Nagoya-Shi, Japan	3.2	1.0
21	Shanece McKinney	C	6-4	Sr./3L	Mobile, Ala.	7.5	4.6
24	DaShawn Harden	G	5-9	Jr./JC	Olathe, Kan.	7.2	2.4
32	Danielle Ballard	G	5-9	So./1L	Memphis, Tenn.	10.7	6.9
42	Sheila Boykin	F	6-2	Jr./2L	Los Angeles, Calif.	1.6	2.3
55	Theresa Plaisance	F	6-5	Sr./3L	New Orleans, La.	15.3	7.9



## 2014-15

OVERALL RECORD: 17-14

Going into conference play sitting at 6-6 after the team's final holiday tournament of the year, the Lady Tigers went on a tear during conference play, finishing in a tie for fourth place in the league standings, finishing with a 10-6 SEC record. LSU began the league slate with a win over Florida, and over the course of the new year went on a four-game winning streak, including knocking off ranked Texas A&M, Mississippi State and Kentucky. The Lady Tigers were able to take wins over the Aggies in consecutive games over the course of the end of the season and the conference tournament, making it to the semifinals of the league tournament. The Lady Tigers earned their fourth consecutive berth in the NCAA Tournament by earning the No. 11 seed in the Albany Regional, falling in the first round to host and No. 25 USF 73-64.

NO.	NAME	POS.	HT.	CL/EXP.	HOMETOWN	PPG	RPG
1	Jenna Deemer	G	5-7	Fr.-HS	New Orleans, La.	5.7	0.8
3	Akilah Bethel	F	6-0	Jr.-TR	Baltimore, Md.	4.9	4.3
4	Anne Pedersen	G/F	6-1	Jr.-2L	Copenhagen, Denmark	5.4	2.0
10	Jasmine Rhodes	G	5-10	So.-1L	Mobile, Ala.	2.0	1.5
11	Raigyne Moncrief	G	5-10	So.-1L	Fort Lauderdale, Fla.	11.8	6.7
13	Rina Hill	G	5-7	So.-1L	Nagoya-Shi, Japan	4.1	1.4
23	Stephanie Amichia	F	6-1	Fr.-1L	Suwanee, Ga.	3.0	3.0
24	DaShawn Harden	G	5-9	Sr.-2L	Olathe, Kan.	11.1	2.4
31	Ann Jones	F	6-3	Jr.-TR	Jackson, Tenn.	2.9	2.8
32	Danielle Ballard	G	5-9	Jr.-2L	Memphis, Tenn.	14.5	7.2
35	Alliyah Fareo	C/F	6-3	Fr.-HS	Sydney, Australia	0.5	1.1
42	Sheila Boykin	F	6-2	Sr.-4L	Los Angeles, Calif.	5.9	6.1





## 2007-08 SEC Champions

In 2007-08, LSU claimed the program's third outright Southeastern Conference regular season title and did so with a perfect 14-0 league record. The unblemished run through the SEC schedule was the second time in school history the Lady Tigers had achieved the feat and the second time in four seasons.

LSU's second league title in the past three years began on the road with a tough challenge against No. 20/18 Arkansas, but the Lady Tigers quickly put the Lady Razorbacks away with a 76-54 win. Three days later, LSU opened its home league slate with a 62-51 victory over Vanderbilt followed by a decisive blowout of Mississippi State at home, 84-31. The 53-point win broke the largest margin of victory by the Lady Tigers over an SEC opponent in school history.

LSU then took to the road for two crucial games and both went in favor of the Lady Tigers. Following a 79-59 win at No. 25/22 Auburn, LSU ran its SEC record to 5-0 with a 72-46 blowout of Kentucky at Rupp Arena for the program's 700th victory. For 283 consecutive minutes, the Lady Tigers had not trailed until South Carolina took an early lead on LSU on Jan. 31. That 6-4 deficit proved to be short-lived as the Lady Tigers closed the month of January with a 67-37 win to run their record to 6-0.

Two more road wins followed, including a decisive 85-71 win at Florida before a hostile crowd at the Stephen C. O'Connell Center. LSU faced its toughest test to date when the Lady Tigers pulled out a 63-57 road win at No. 24/21 Georgia on Feb. 10. With its record at 9-0, LSU traveled to Knoxville for a showdown with No. 1 Tennessee and what resulted was one of the most thrilling victories in school history.

Down 21-2 eight minutes into the game, No. 7 LSU outscored Tennessee, 76-41, the rest of the game to stun the top-ranked Lady Vols, 78-62. Head coach Van Chancellor then defeated his former Ole Miss team, 78-48, and the Lady Tigers held on for a 52-48 home win to sweep Kentucky on the season series. LSU closed its regular season home schedule by beating Arkansas, 83-46, and the Lady Tigers completed a magical run through the conference schedule with a 69-49 win at Mississippi State to punctuate a 14-0 record.



## 2004-05 SEC Champions

In 2004-05 the LSU Lady Tigers made history, not only by winning the program's first Southeastern Conference title, but by doing it in convincing fashion.

The Lady Tigers completed the SEC schedule unblemished, posting a 14-0 record.

LSU began the conference season with a home game against No. 17 Georgia on national television. The Lady Tigers, ranked No. 1 at the time, handed the Lady Bulldogs a 76-52 loss and took that momentum into Gainesville, Fla., for a date with the Lady Gators.

The Lady Tigers rolled past Florida, 64-47, and then returned home to host both Alabama and Arkansas. LSU handed Alabama a 76-51 loss and defeated Arkansas, 91-45, in impressive fashion.

A trip to Nashville to face Vanderbilt in Memorial Coliseum was next. The Lady Tigers had not had much success when facing the Commodores on their home floor, but this time LSU prevailed, 79-68, over 17th-ranked Vanderbilt.

The end of January had the Lady Tigers return to Baton Rouge to host pesky Auburn. A hard fought 57-52 victory boosted LSU to a 6-0 league mark with eight games left.

A road swing through Mississippi saw the Lady Tigers hand Ole Miss a 82-58 loss and Mississippi State a 67-40 loss.

Those two wins meant a showdown in the Pete Maravich Center between top-ranked LSU at 8-0 in the league and fifth-ranked Tennessee, also with a perfect 8-0 league mark.

The Lady Tigers took care of business in front of the largest home crowd in LSU women's basketball history, defeating the Lady Vols 68-58 on national television.

A 66-36 victory at South Carolina and a 81-58 home victory over Kentucky followed and LSU had 11 league wins, the most in the program's history.

The final three games awaited, including trips to Auburn and Arkansas.

Once again, the Auburn Tigers proved pesky, but LSU prevailed 62-57.

Things were much easier in Fayetteville as LSU rolled to a 90-64 win, clinching at least a share of the league crown for the Lady Tigers.

LSU returned home with a chance to claim the program's first outright league title and a perfect 14-0 record.

Florida stood in the way, but not for long. In front of a crowd of over 10,000 fans, LSU defeated the Lady Gators, 76-52, and the first SEC Champions banner was dropped from the rafters of the PMAC.

## 2005-06 SEC Champions

LSU backed up its 2004-05 Southeastern Conference regular season championship, the first in the program's history, with a successful defense, earning a second straight league title with a 13-1 record in 2005-06.

The Lady Tigers kicked conference play off early with a 66-36 victory at Kentucky on Dec. 18. The title defense was underway.

After a few more non-conference games, including wins at home over Michigan State and South Florida, LSU returned to league play at Auburn.

Visiting the Plains is never an easy thing to do, but the Lady Tigers defeated the Tigers 65-38 to begin conference play with a 2-0 mark.

Home wins over South Carolina and Alabama preceded a thrilling, 65-64, victory in Athens against No. 13 Georgia. That win put LSU in first place with a 5-0 record.

The Lady Tigers returned home to face No. 22 Vanderbilt in the PMAC and a 75-53 victory over the Commodores coupled with a Tennessee loss at Kentucky the same night gave LSU a one-game lead atop the league standings over the Lady Vols.

LSU won at Arkansas and at home against Ole Miss that set up a showdown in Knoxville with Tennessee.

The Lady Tigers pulled off an exciting 72-69 win over the fifth-ranked Lady Vols to take a two-game lead with a 9-0 mark. The win was LSU's first over Tennessee in Knoxville.

Georgia invaded Baton Rouge with revenge on their minds, but LSU upended the Lady Dawgs, 68-61, to move to 10-0 and extend the Lady Tigers' conference win streak to 24 straight games.

LSU rolled into Gainesville in first place in the conference with a two-game lead, but Florida brought the Lady Tigers back into a title race with a 79-78 upset win in overtime.

LSU held a slim one-game lead over Tennessee with three games to play.

A home victory over Arkansas and a win at Alabama secured LSU of at least a tie for the title and earned the Lady Tigers the top seed for the upcoming SEC Tournament, but the program wanted its second straight outright title.

Mississippi State invaded the PMAC for the final home game in the careers of seniors Seimone Augustus, Scholanda Houston and Florence Williams.

The senior trio did not disappoint, leading LSU to a 62-48 victory and the Lady Tigers second straight SEC regular season championship.

## 1991 SEC Tournament Champions

LSU claimed its first Tournament title in 1991 as the Lady Tigers had one of the most impressive runs in conference tournament history.

Entering the tournament as the No. 4 seed, the Lady Tigers had a first round bye and then beat Kentucky, 96-76, in the second round.

The Lady Tigers, who were ranked No. 12 in the nation, then upset fourth-ranked Georgia, 83-74, in the semifinals.

In the title game, point guard Pokey Chatman scored 30 points, including 16 straight at one point, as the Lady Tigers knocked off third-ranked Tennessee, 80-75.

Chatman was named most valuable player of the tournament, while Sheila Johnson and Annette Jackson-Lowery were named to the all-tournament team.



## 2003 SEC Tournament Champions

The LSU Lady Tigers run through the Southeastern Conference Tournament was something special in 2003. It had been 12 years since LSU had last won a tournament title and the Lady Tigers were hungry for the crown.

Standing in the way of the second seeded and sixth-ranked Lady Tigers in the opening game were the No. 23 Arkansas Lady Razorbacks, a team that had handed LSU its first defeat of the season in Fayetteville earlier during the season.

It would prove to be the closest margin of victory in LSU's run to the title. LSU defeated Arkansas 78-72 thanks to some clutch free throw shooting down the stretch, including Seimone Augustus' two free throws with 19 seconds to play to give the freshman her 21st and 22nd points of the game and LSU a four-point lead.

Four of the five starters for LSU scored in double figures in the opening round victory over Arkansas. In addition to Augustus, Temeka Johnson added 15 points, while Doneeka Hodges and Aiysha Smith both hit for 11 points.

15th-ranked Vanderbilt was the next item on the menu for the Lady Tigers. The Commodores were also a team that had defeated LSU during the regular season. In fact, the defending SEC Tournament champions had knocked off LSU just the week before in Nashville and were playing with a lot of confidence heading into the semifinals of the SEC Tournament.

Vandy had so much confidence in themselves they led by as many as nine in the first half and took a 39-35 lead into the locker room at halftime after shooting 51.7 percent from the floor in the opening 20 minutes of play. LSU did not take its first lead of the game until Seimone Augustus hit a pair of free throws with 17 minutes to play to give the Lady Tigers a 44-43 advantage. The lead went back and forth for most of the second half until LSU closed the game with a 12-2 run in the final four minutes to advance to their second straight SEC Tournament title game.

Augustus took over the game during the final run, scoring 14 of her 20 points in the final four minutes of play. Aiysha Smith led LSU with 21 points, while Temeka Johnson added 12 points and Augustus had nine rebounds to go along with her point total.

The stage was set for the SEC title game, sixth-ranked LSU vs. No. 3 Tennessee for the SEC Championship. It marked a rematch of the 68-65 Lady Vol victory during the regular season in Baton Rouge.

The Lady Tigers took control of the game early, jumping out to a 7-0 lead while taking a 42-25 lead at the break. Tennessee managed to trim the margin down to 13 with 15 minutes to play before the Lady Tigers took the largest lead of the game at 18 with 10 minutes left.

Temeka Johnson took home MVP honors after scoring a career-high 24 points in the victory. She added nine rebounds and seven assists in the win. Aiysha Smith added 18 points, while Seimone Augustus had 12 points and eight rebounds on her way to an all-tournament team selection.

LSU avenged all three of its regular season losses with three wins over three top 25 teams in three days to win the 2003 SEC Tournament Championship.







### LONGEST OVERALL WINNING STREAK

1 • 16 • 01/08/05 (#17 Georgia) to 03/05/05 (vs. #21 Georgia • SEC Tournament)  
 2 • 15 • 11/22/02 (at Arizona) to 01/16/03 (Kentucky)  
 2 • 15 • 03/23/96 (vs. Arkansas) to 01/14/97 (Lamar)  
 4 • 14 • 11/13/05 (at #13 Texas Tech) to 01/12/06 (South Carolina)  
 4 • 14 • 12/30/07 (New Orleans) to 02/21/08 (Kentucky)

### LONGEST SEC WINNING STREAK

1 • 23 • 01/08/05 (#17 Georgia) to 02/12/06 (#13 Georgia)  
 2 • 17 • 02/25/07 (Alabama) to 01/11/09 (Alabama)  
 3 • 7 • 01/23/03 (at Florida) to 02/20/03 (at Ole Miss)  
 3 • 7 • 02/15/09 (#9 Florida) to 01/07/10 (at Arkansas)  
 5 • 6 • 01/09/00 (#20 Mississippi State) to 02/06/00 (at #13 Auburn)

### LONGEST HOME WINNING STREAK

1 • 43 • 02/22/04 (Mississippi State) to 02/08/07 (Florida)  
 2 • 28 • 12/08/76 (Louisiana College) to 01/24/79 (#7 Tennessee)  
 3 • 17 • 01/09/00 (#20 Mississippi State) to 01/11/01 (Arkansas)  
 4 • 16 • 02/03/02 (Ole Miss) to 02/15/03 (#20 UC Santa Barbara)  
 5 • 15 • 01/14/99 (Kentucky) to 12/28/99 (Jackson State)  
 5 • 15 • 02/13/97 (Southern) to 01/24/98 (#10 Florida)

### LONGEST SEC HOME WINNING STREAK

1 • 21 • 02/22/04 (Mississippi State) to 02/08/07 (Florida)  
 2 • 9 • 02/25/07 (Alabama) to 01/11/09 (Alabama)  
 2 • 9 • 02/03/02 (Ole Miss) to 02/13/03 (Alabama)  
 4 • 7 • 01/09/00 (#20 Mississippi State) to 01/11/01 (Arkansas)

### LONGEST SEC ROAD WINNING STREAK

1 • 11 • 01/08/05 (at Georgia) to 02/09/06 (at Tennessee)  
 2 • 8 • 01/10/08 (at Arkansas) to 01/08/09 (at Arkansas)

### CONSECUTIVE WINNING SEASONS

1 • 20 • 1995-96 to present  
 2 • 12 • 1980-81 to 1991-92

### 30-WIN SEASONS

6 • 1977-78, 2002-03, 2004-05, 2005-06, 2006-07, 2007-08

### 25-WIN SEASONS

11 • 1976-77, 1977-78, 1985-86, 1996-96, 1999-2000, 2002-03, 2003-04, 2004-05  
 2005-06, 2006-07, 2007-08

### 20-WIN SEASONS

24 • 1976-77, 1977-78, 1982-83, 1983-84, 1984-85, 1985-86, 1986-87, 1989-90, 1990-91,  
 1995-96, 1996-97, 1998-99, 1999-2000, 2000-01, 2002-03, 2003-04, 2004-05, 2005-06,  
 2006-07, 2007-08, 2009-10, 2011-12, 2012-13, 2013-14

### CONSECUTIVE WINS TO START A SEASON

1 • 15 • 2002-03  
 2 • 14 • 2005-06  
 3 • 13 • 2004-05  
 4 • 14 • 1996-97  
 5 • 12 • 1983-84

### RECORD IN OPENERS

Overall • 32-8 • .800  
 SEC Openers • 23-10 • .696  
 At Home • 21-3 • .875

### MOST VICTORIES IN A SEASON

1 • 37 • 1977-78  
 2 • 33 • 2004-05  
 3 • 31 • 2005-06  
 3 • 31 • 2007-08  
 5 • 30 • 2006-07  
 5 • 30 • 2002-03

### MOST VICTORIES • TWO SEASONS COMBINED

1 • 66 • 1976-77 & 1977-78  
 2 • 64 • 2004-05 & 2005-06  
 3 • 61 • 2005-06 & 2006-07  
 3 • 61 • 2006-07 & 2007-08

### MILESTONES

First Game: 1975 • Whitworth • L, 64-48  
 First SEC Game: 12/17/82 • at Tennessee • L, 83-73  
 First Win: 1975 • Louisiana-Lafayette • W, 75-62  
 50th Win: 12/03/77 • at Louisiana-Lafayette • W, 82-50  
 100th Win: 11/27/79 • Tulane • W, 86-56  
 200th Win: 01/11/85 • Oklahoma City • W, 106-64  
 300th Win: 12/05/89 • Houston • W, 88-54  
 400th Win: 02/17/96 • at South Carolina • W, 78-62  
 500th Win: 12/12/00 • Mercer • W, 75-47  
 600th Win: 12/18/04 • at Missouri State • W, 66-54  
 700th Win: 01/27/08 • at Kentucky • W, 72-46  
 800th Win: 11/25/12 • at Florida International • W, 76-69



**Nominations**  
Nominations for the LSU Athletics Hall of Fame are accepted each fall. Nomination forms may be obtained by calling (225) 578-3600, or may be downloaded at [LSUsports.net/nominations](http://LSUsports.net/nominations).

Five LSU women's basketball members hold the prestigious distinction of being LSU Athletic Hall of Famers – Seimone Augustus, Dana "Pokey" Chatman, Marie Ferdinand-Harris, Sylvia Fowles and the late Sue Gunter.

The LSU Athletics Hall of Fame showcases the finest student-athletes and coaches to wear the Purple and Gold. To be eligible for the LSU Hall of Fame in the Athlete category, an individual must have earned a college degree and gained national distinction through superlative performance. Hall of Fame candidates must also have established a personal reputation for character and citizenship.

To be eligible in the Coach/Administrator category, the individual must have made significant contributions to LSU Athletics and gained national distinction through exceptional accomplishments in his or her field of expertise while establishing an image that reflects favorably upon the University. The LSU Athletics Hall of Fame presently includes 135 members.



Plaques of the LSU Athletic Hall of Fame members are enshrined on the concourse of the Pete Maravich Assembly Center.




### Sylvia Fowles Class of 2015

Sylvia Fowles was named to the LSU Athletic Hall of Fame on September 4, 2015 before going on to claim the WNBA title a month later.



### Marie Ferdinand-Harris Class of 2007

Marie Ferdinand-Harris received the distinction of LSU Athletic Hall of Famer on September 25, 2007.



### Seimone Augustus Class of 2011

Augustus was inducted into the Hall of Fame in September 2011, adding another accolade to an already illustrious career that includes National Player of the Year, Olympic gold medalist, WNBA champion and WNBA Finals MVP honors.



### Dana "Pokey" Chatman Class of 1999

Pokey Chatman was inducted in 1999 after a terrific career from 1998-91.



### Sue Gunter Class of 2010

The legendary Sue Gunter was inducted posthumously into the LSU Athletic Hall of Fame on April 24, 2010.





## SEIMONE AUGUSTUS

### *National Player of the Year*


Seimone Augustus completed her LSU career as the most decorated player in program history. The Baton Rouge native was named the 2004-05 consensus National Player of the Year as a junior, earning the Wade Trophy, the Naismith Award, the John R. Wooden Award, the Honda Award and the Victor Award. She was also named the Player of the Year by the United States Basketball Writers Association and the Associated Press. She followed that up with an even more impressive senior campaign and repeated as the National Player of the Year, receiving the Wade Trophy, the Naismith Award, the John R. Wooden Award, the Honda Award and the Senior C.L.A.S.S. Award as well as being named the Player of the Year by the Associated Press. Augustus finished her career as the second-leading scorer in LSU history with 2,702 points. She also set the NCAA record for double figure scoring games, reaching double figures in 132 of her 140 games. As a senior, Augustus led the nation in scoring with a 22.7 points per game average clip after scoring 20.1 points per game as a junior.



## SUE GUNTER POKEY CHATMAN

### *National Coach of the Year*

In Sue Gunter's first season as head coach of the Lady Tigers in 1982-83, she received the National Coach of the Year honor from the *Basketball News*. Gunter guided LSU to a 20-7 record and posted a 6-2 mark in the Southeastern Conference. LSU was ranked as high as No. 17 during the season. Then first-year head coach Pokey Chatman, who guided the Lady Tigers to a 33-3 overall record, the first Southeastern Conference regular season title in the program's history, and a second straight trip to the NCAA Final Four, received the 2004-05 National Coach of the Year honor from the United States Basketball Writers Association, the Women's Basketball Coaches Association, the Black Coaches Association and Naismith. During Chatman's first season, LSU was ranked No. 1 in the nation for 11 weeks and earned a No. 1 seed in the NCAA Tournament. Chatman's Lady Tigers also posted a perfect 14-0 record in the SEC and went 12-0 inside the Pete Maravich Center. LSU put together win streaks of 12 straight and a school-record 16 games during the season.



## JULIE GROSS

*Forward • 6-2 • Tatura, Australia • 1978*

Julie Gross became LSU's first State Farm All-American when she earned the honor following her sophomore season in 1978 after averaging 20.7 points and 11.5 rebounds for the Lady Tigers. She was also named honorable mention All-American by the *Basketball News* in 1980 when she averaged 17.6 points and 9.5 rebounds. Gross finished her career as the all-time leading rebounder in LSU history with 1,466 rebounds and was second on the all-time scoring list with 2,488 points. Today, Gross ranks as the second leading rebounder in school history and third in that category in SEC history.





## JOYCE WALKER

*Guard • 5-8 • Seattle, Wash. • 1983, 1984*

Joyce Walker holds the distinction of being the first player in LSU history to be named to the prestigious State Farm All-America team twice. Walker, considered by many to be one of the best players in SEC history, was a three-time selection to the Basketball News All-America team. Walker, the third leading scorer in SEC history with 2,906 points (24.8 ppg) was selected to both the State Farm and Basketball News in 1983 after averaging 27.6 points a game. In 1982, her first year as an All-American, Walker was named to the *Basketball News* All-America Team, while in 1984 she was named to the State Farm, *Basketball News* and JC Penney All-America teams. When her career was completed, Walker was the only player in LSU history to rank in the school's top 10 in scoring, rebounding, assists, steals, and blocked shots. Currently, Walker is the all-time leading scorer, 15th in rebounding, sixth in assists, second in steals and 11th in blocked shots. In the summer of 1997, Walker was elected to the Louisiana Sports Hall of Fame.



## POKEY CHATMAN

*Guard • 5-5 • Ama, La. • 1991*

Pokey Chatman capped her career at LSU by earning State Farm, *Basketball Weekly* and United States Basketball Writer's Association All-America honors following her senior season in 1991. During the 1991 season, Chatman scored 576 points (18.6 ppg) and dished out 157 assists (5.1 apg). Chatman is the seventh all-time leading scorer in school history with 1,826 points. She is also LSU's all time leader in steals (346) and sits second in assists (570). During her four years at LSU, Chatman started all but one game and set 20 school records. She also led the Lady Tigers to their first-ever SEC Tournament title in 1991. Chatman was named MVP of the 1991 SEC Tournament.





## MARIE FERDINAND

*Guard • 5-9 • Miami, Fla. • 2001*

One of the most explosive guards to ever play at LSU, Miami native Marie Ferdinand earned 2001 State Farm and *Women's Basketball Journal* All-America honors and was a unanimous coaches poll first-team All-SEC selection. The Louisiana Player of the Year, she was also a finalist for the Naismith Award and the *ESPN the Magazine* Shooting Guard of the Year Award. For her career, Ferdinand averaged 13.7 points and 4.1 rebounds a game. In 2000, she led the Lady Tigers to the Elite Eight, averaging team-highs in points, assists and steals. She was named to the 2000 NCAA East Regional all-tournament team. Ferdinand also made an impact in international play in the summer of 2000, helping lead the U.S. Women's Select Team to a gold medal at the Jones Cup Tournament in Taipei, Taiwan.



## SEIMONE **AUGUSTUS**

*Guard • 6-2 • Baton Rouge, La. • 2004, 2005, 2006*

Seimone Augustus' career at LSU was one of the greatest in SEC history. In each of her four years, the Baton Rouge native received All-America honors, including becoming LSU's only three-time State Farm recipient, earning the honors in 2004, 2005 and 2006. In her first season in 2003, Augustus was named the National Freshman of the Year and a Freshman All-American. As a junior she was named the 2004-05 consensus National Player of the Year, earning the Wade Trophy, the Naismith Award, the John R. Wooden Award, the Honda Award and the Victor Award. She was also named the Player of the Year by the United States Basketball Writers Association and the Associated Press. She followed that up with an even more impressive senior campaign and repeated as the National Player of the Year, receiving the Wade Trophy, the Naismith Award, the John R. Wooden Award, the Honda Award and the Senior C.L.A.S.S. Award as well as being named the Player of the Year by the Associated Press. Augustus finished her career as the second leading scorer in LSU history with 2,702 points. She also set the NCAA record for double figure scoring games, reaching double figures in 132 of her 140 games. As a senior, Augustus led the nation in scoring with 22.7 points per game. In 2010, Augustus became the first woman in LSU Athletics history to have her jersey retired. A year later, she was inducted into the LSU Athletic Hall of Fame in September 2011.





## SYLVIA FOWLES

*Center • 6-6 • Miami, Fla. • 2007, 2008*

Sylvia Fowles ended her four-year career as arguably the most dominant center in LSU history and one of the top centers in the history of the Southeastern Conference. Fowles, who was a member of four NCAA Final Four teams, earned State Farm All-America honors twice in her career. As a junior, she posted 16.9 points and 12.6 rebounds per game and followed that up with a senior season of 17.4 points and 10.3 rebounds per game. In 2006-07, Fowles earned All-America honors from the United States Basketball Writers Association, John R. Wooden Award and ESPN.com and was a second-team Associated Press All-American. In 2007-08, the Miami, Fla., native was named SEC Player of the Year and WBCA Defensive Player of the Year while becoming a consensus first-team All-American. When her career was finished, she shattered the SEC record for double-doubles (86) and career rebounds (1,570) while ranking fifth in league history in blocked shots (321). She was inducted into the LSU Athletics Hall of Fame in September 2015.



## Maree Jackson

Center, 6-2 • Albany, Australia • Basketball News - 1978

Maree Jackson became LSU's first *Basketball News* All-American in 1978 when she was named to the team following her sophomore season. As a sophomore, Jackson scored 1,021 points (25.5 ppg) and grabbed 539 rebounds (13.5 rpg). The 1,021 points and 539 rebounds are the most in both SEC and LSU history for one season. In just two seasons with the Lady Tigers, Jackson scored 1,852 points which places her third on the all-time scoring list. She also finished her career as the second-leading rebounder in LSU history with 1,032 rebounds. For her career, Jackson averaged 26.4 points a game.



## Cornelia Gayden

Guard, 5-9 • Bogue Chitto, Miss. • WBKB News - 1995 • AP - 1995

Cornelia Gayden had perhaps one of the best all-around seasons in school history as a senior as she was named second team All-America by the Women's Basketball News Service and third team All-America by the Associated Press in 1995. Gayden, who averaged 25.8 points and 8.4 rebounds, was also a finalist for AP Player of the Year. As a senior, Gayden set an NCAA record by hitting 12 3-pointers against Jackson St., and scored a school-record 49 points, becoming the NCAA all-time leader in 3-point goals. Gayden capped her career with NCAA records in 3-point goals (337) and 3-point goals attempted (875). Gayden is the fourth-leading scorer in LSU history with 2,451 points. Gayden was a three-time All-SEC selection.



## Angelia Crockett

Guard, 5-11 • Tallulah, La. • Defensive All-American - 2001

One of the Lady Tigers' most steady and unselfish players, Tallulah native Angelia Crockett became the second LSU player to ever earn first team Defensive All-America honors from the *Women's Basketball Journal*. In her senior year, the point guard blocked 10 shots and was ranked seventh in the SEC in assist-to-turnover ratio. She also averaged 3.0 points and 2.4 rebounds a game. In her four years at LSU, Crockett helped lead the Lady Tigers to four national tournaments, including three straight NCAA Tournament appearances, runs through to the Elite Eight and Sweet 16 and a WNIT appearance.



## Renee Moran

Guard, 5-9 • Pearl River, La. • Basketball News - 1980

Renee Moran was a third team selection on the *Basketball News* All-America team in 1980. During that season, Moran led the Lady Tigers in scoring with a 21.6 average. Moran, who transferred to LSU from Southeastern Louisiana, played only two seasons with LSU. A year after earning All-America honors, Moran injured her knee two weeks before the start of the 1980-81 season and never played again. She finished her career at LSU with 1,023 points and 304 rebounds.



## LaTasha Dorsey

Guard, 5-7 • Abbeville, La. • Defensive All-American - 1999

LaTasha Dorsey had an outstanding senior season for the Lady Tigers as she led LSU to the Sweet 16 at the NCAA Tournament and was named a first team Defensive All-American by the *Women's Basketball Journal*. As a senior, Dorsey ranked third in the SEC with 2.5 steals a contest. She also averaged 12.9 points and 4.2 assists a contest. Dorsey completed her LSU career with more post-season appearances (12) than any player, male or female, in school history. In addition, Dorsey won 29 SEC games in her LSU career, also a school record. Dorsey finished her career with 1,054 points which ranks 29th in school history, while she ranks third all-time in steals and ninth in assists.



## Temeka Johnson

Guard, 5-3 • New Orleans, La.  
USBWA - 2005 • Lieberman Award - 2005

Temeka Johnson, one of the best point guards in SEC history, earned All-America honors from the United States Basketball Writers Association and was a second-team honoree by the Associated Press. Johnson won the Nancy Lieberman Award as the nation's top point guard, averaging 10.4 points and an SEC-leading 7.7 assists per game. She finished her career tops in the SEC and fifth in NCAA history with 945 assists. She is also the only player in LSU history to collect at least 1,000 points, 500 assists and 500 rebounds. Johnson finished with 1,426 points, 945 assists and 527 rebounds and holds every assist record in school history.



## Alisha Jones

Center, 6-3 • Wiggins, Miss. • Freshman All-American - 1984

Alisha Jones became LSU's first national Freshman All-American when she earned the honor after averaging 12.5 points and 7.9 rebounds per game to help lead the Lady Tigers during the 1983-84 season. *Basketball News* recognized the 6-3 post player with the All-America honor after she hit 55.4 percent of her field goals and 73.3 percent of her free throws. She scored in double figures in 20 of the 29 games played, including a 19 point-11 rebound performance against Georgia in the SEC Tournament semifinals.



## DeTrina White

Forward, 5-11 • Lafayette, La. • Freshman All-American - 1999

DeTrina White finished her first year at LSU with more honors than any other freshman in LSU history. Highlighting White's list of honors was being named National Freshman of the Year by the Women's Basketball News Service, a first for an LSU player. White was also named first team Freshman All-America by both the Women's Basketball News Service and the *Women's Basketball Journal*. In addition, she was voted the Freshman of the Year in the SEC by the Associated Press. White finished her first season averaging 13.1 points and 8.2 rebounds a contest. White led the SEC with 11 double-double games.



## Allison Hightower

Guard • 5-10 • Arlington, Texas  
Lowe's Senior CLASS Second Team - 2010  
State Farm Honorable Mention - 2009, 2010  
Associated Press Honorable Mention - 2010

One of the hardest working players in the history of the program, Allison Hightower earned second-team All-America honors from the Lowe's Senior CLASS Award in 2010 while also being an honorable mention by State Farm and the AP. She finished her career as the 13th all-time leading scorer in school history with 13.3 points and her 89 career blocks were the most by a guard in school history. Hightower was a finalist for the John Wooden Award and Naismith Trophy after averaging 18.2 points as a senior in 2009-10.



## NATIONAL HONORS

## NATIONAL PLAYER OF THE YEAR

2005	Seimone Augustus • AP, John R. Wooden Award, Naismith Award Seimone Augustus • United States Basketball Writers Association Seimone Augustus • Wade Trophy, Honda Award, Victor Award
2006	Seimone Augustus • AP, John R. Wooden Award, Naismith Award Seimone Augustus • Wade Trophy, Honda Award

## LIEBERMAN AWARD • NATION'S TOP POINT GUARD

2005	Temeka Johnson
------	----------------

## SENIOR CLASS AWARD • NATION'S TOP SENIOR

2006	Seimone Augustus
------	------------------

WBCA COACHES ALL-AMERICA 1st TEAM  
FORMERLY KODAK, STATE FARM

1978	Julie Gross
1983	Joyce Walker
1984	Joyce Walker
1991	Pokey Chatman
2001	Marie Ferdinand
2004	Seimone Augustus
2005	Seimone Augustus
2006	Seimone Augustus
2007	Sylvia Fowles
2008	Sylvia Fowles

## OTHER ALL-AMERICA HONORS

1978	Maree Jackson • Basketball News
1980	Rene Moran • Basketball News (3rd Team) Julie Gross • Basketball News (Honorable Mention)
1982	Joyce Walker • Basketball News
1983	Joyce Walker • Basketball News
1984	Joyce Walker • Basketball News, JC Penny
1991	Pokey Chatman • Basketball Weekly (2nd Team) Pokey Chatman • USBWA
1995	Cornelia Gayden • Women's Basketball News Service (2nd Team) Cornelia Gayden • Associated Press (3rd Team)
2000	Marie Ferdinand • Women's Basketball Journal (3rd Team)
2001	Marie Ferdinand • Women's Basketball Journal (2nd Team) Marie Ferdinand • AP (2nd Team), WomensCollegeHoops.com (Honorable Mention)
2002	Temeka Johnson • AP (Honorable Mention) Temeka Johnson • WomensCollegeHoops.com (Honorable Mention)
2003	Temeka Johnson • AP (Honorable Mention) Temeka Johnson • WomensCollegesHoops.com (Honorable Mention) Seimone Augustus • AP (3rd Team), Basketball Times (2nd Team) Seimone Augustus • Women's Basketball Magazine (3rd Team) Seimone Augustus • WomensCollegeHoops.com (Honorable Mention)
2004	Seimone Augustus • AP (3rd Team) Temeka Johnson • AP (Honorable Mention)
2005	Seimone Augustus • AP (1st Team), USBWA (1st Team) Temeka Johnson • AP (2nd Team), USBWA (1st Team) Sylvia Fowles • AP (Honorable Mention)
2006	Seimone Augustus • AP (1st Team), USBWA (1st Team) Sylvia Fowles • AP (3rd Team)
2007	Sylvia Fowles • USBWA (1st Team), John Wooden Award Sylvia Fowles • AP (2nd Team), ESPN.com (1st Team)
2008	Sylvia Fowles • USBWA (1st Team), John Wooden Award Sylvia Fowles • AP (1st Team), ESPN.com (1st Team)
2010	Allison Hightower • AP (Honorable Mention), Senior CLASS (2nd Team)

## FRESHMAN ALL-AMERICA

1981	Rhonda Hawthorne • Basketball News (3rd Team)
1984	Alisha Jones • Basketball News (1st Team)
1999	DeTrina White • Women's Basketball News Service (1st Team) DeTrina White • Women's Basketball Journal (1st Team)
2001	Roneeka Hodges • WomensCollegeHoops.com (Honorable Mention)
2003	Seimone Augustus • USBWA (1st Team) Seimone Augustus • Women's Basketball Magazine (1st Team)
2013	Danielle Ballard • Full Court Magazine (3rd Team)

## DEFENSIVE ALL-AMERICA

1999	Latasha Dorsey • Women's Basketball Journal (1st Team)
2001	Angela Crockett • Women's Basketball Journal (1st Team)

## ACADEMIC ALL-AMERICA

1984	Madeline Doucet • 3.20 Community Health (3rd Team)
1985	Madeline Doucet • 3.60 Community Health (3rd Team)

## NATIONAL FRESHMAN OF THE YEAR

1999	DeTrina White • Women's Basketball News Service
2003	Seimone Augustus • US Basketball Writers Association, GBallMag.com, Seimone Augustus • The Basketball Times, womenscollegehoops.com

## NATIONAL COACH OF THE YEAR

1983	Sue Gunter • Basketball News
2005	Pokey Chatman • USBWA, Naismith Award, Victor Award Pokey Chatman • Russell/Women's Basketball Coaches Association

## NATIONAL PLAYERS OF THE WEEK

1997	Elaine Powell • 02/26
1999	Latasha Dorsey • 01/31 Katrina Hibbert • 02/21
1999	Latasha Dorsey • 01/31
2000	Marie Ferdinand • 12/06

AP - Associated Press; USBWA - United States Basketball Writers Association

## INTERNATIONAL HONORS

## LSU PLAYERS ON INTERNATIONAL TEAMS

1981	Joyce Walker • Jones Cup Team
1982	Joyce Walker • U.S. National Team Madeline Doucet • Junior National Team, Sports Festival
1983	Joyce Walker • World University Games
1984	Joyce Walker • U.S. Olympic Team Madeline Doucet • Olympic Trials Gert Scott • Olympic Trials
1985	Alisha Jones • National Sports Festival Jeanetta Burns • National Sports Festival Gert Scott • National Sports Festival
1988	Pokey Chatman • ABA-USA Junior National Team
1989	Pokey Chatman • World University Games
1990	Pokey Chatman • USA Select Team Barbara Henderson • Sports Festival South Team
1992	Pokey Chatman • Olympic Trials
1995	Cornelia Gayden • World University Games
2000	Marie Ferdinand • Select Team; Jones Cup Gold Medal
2001	Aiysha Smith • National Team (alternate)
2003	Seimone Augustus • World Championship for Young Women Seimone Augustus • Gold Medal Team (MVP) Temeka Johnson • World Championship for Young Women, Gold Medal Team
2003	Seimone Augustus • USA Basketball Female Athlete of the Year
2005	Seimone Augustus • World University Games Gold Medal Team Sylvia Fowles • World University Games Gold Medal Team Pokey Chatman • Assistant Coach • World University Games Gold Medal Team
2006	Erica White • USA U20 National Team Seimone Augustus • USA Senior National Team
2007	Sylvia Fowles • USA Senior National Team Seimone Augustus • USA Senior National Team
2008	Sylvia Fowles • USA Senior National Team - Beijing Olympics Seimone Augustus • USA Senior National Team - Beijing Olympics
2009	LaSondra Barrett • USA FIBA U19 World Championship Gold Medal Team
2010	Theresa Plaisance • USA U18 National Gold Medal Team Sylvia Fowles • USA Senior National Team Sylvia Fowles • FIBA World Championship Gold Medal
2012	Sylvia Fowles • USA Senior National Team - London Olympics Seimone Augustus • USA Senior National Team - London Olympics
2013	Theresa Plaisance • USA World University Games Gold Medal Team (Russia)
2014	Seimone Augustus • USA Senior National Team Seimone Augustus • FIBA World Championship Gold Medal

### SEC HONORS

#### ALL-SEC

1982	Joyce Walker
1983	Joyce Walker
1984	Joyce Walker
	Madeline Doucet
1985	Alisha Jones
1986	Alisha Jones
1987	Lesa Thornton
1988	Patricia Woods (Second Team)
	Karen Linder (Second Team)
1989	Pokey Chatman
	Patricia Woods
1990	Pokey Chatman
	Sheila Johnson (Second Team)
1991	Pokey Chatman
	Sheila Johnson
1992	Barbara Henderson
1993	Cornelia Gayden
1994	Cornelia Gayden
1995	Cornelia Gayden
1996	Elaine Powell
	Pietra Gay (Second Team)
1997	Elaine Powell
	Pietra Gay
	Toni Gross (Second Team)
	Sue Gunter (Coach of the Year)
1998	Katrina Hibbert
1999	Katrina Hibbert (Coaches)
	DeTrina White (Second Team)
	Latasha Dorsey (Second Team)
2000	Marie Ferdinand
	Katrina Hibbert (Coaches)
	DeTrina White (Second Team)
2001	Marie Ferdinand
2002	Aiysha Smith
	Doneeka Hodges (Second Team)
2003	Seimone Augustus (Second Team)
	Aiysha Smith (Honorable Mention)
	Temeka Johnson (Honorable Mention)
2004	Seimone Augustus
	Temeka Johnson
	Doneeka Hodges (Second Team)
2005	Seimone Augustus
	Temeka Johnson
	Sylvia Fowles (Second Team)
2006	Seimone Augustus
	Sylvia Fowles
2007	Sylvia Fowles
	Quianna Chaney (Second Team)
2008	Sylvia Fowles
	Quianna Chaney
	Erica White (Second Team)
2009	Allison Hightower
2010	Allison Hightower
	LaSondra Barrett (Second Team)
2011	LaSondra Barrett
2012	LaSondra Barrett
2013	Theresa Plaisance
	Adrienne Webb (Second Team)
2014	Theresa Plaisance
2015	Danielle Ballard

#### SEC PLAYER OF THE YEAR

2005	Seimone Augustus • AP & Coaches
2006	Seimone Augustus • AP & Coaches
2008	Sylvia Fowles • AP & Coaches

#### SEC DEFENSIVE PLAYER OF THE YEAR

2008	Sylvia Fowles
------	---------------

#### SEC SIXTH WOMAN OF THE YEAR

2005	Sylvia Fowles
2008	Allison Hightower

#### SEC FRESHMAN OF THE YEAR

1999	DeTrina White • AP
2003	Seimone Augustus • AP & Coaches
2009	LaSondra Barrett • AP & Coaches • Co-Freshman

#### SEC COACH OF THE YEAR

1997	Sue Gunter • AP & Coaches
1999	Sue Gunter • AP & Coaches
2005	Pokey Chatman • AP & Coaches
2008	Van Chancellor • AP & Coaches

#### SEC ALL-TOURNAMENT TEAM

1982	Joyce Walker
1983	Joyce Walker
1984	Joyce Walker
1986	Alisha Jones
1991	Pokey Chatman • MVP
	Annette Jackson-Lowery
	Sheila Johnson
1996	Pietra Gay
2002	Temeka Johnson
2003	Temeka Johnson • MVP
	Seimone Augustus
2005	Seimone Augustus
	Temeka Johnson
2006	Seimone Augustus
	Sylvia Fowles
2007	Sylvia Fowles
	RaShonta LeBlanc
	Erica White
2012	LaSondra Barrett
	Adrienne Webb

#### SEC ALL-FRESHMAN TEAM

2007	Allison Hightower
2009	LaSondra Barrett
2013	Danielle Ballard
2014	Raigyne Moncrief

#### SEC PLAYER OF THE WEEK

1984-85	Alisha Jones • 01/21
1987-88	April Delley • 02/09
1988-89	Pokey Chatman (2) • 12/12, 01/23
1989-90	Pokey Chatman • Feb. 19
1990-91	Pokey Chatman • December Player of the Month
	Pokey Chatman • 02/11
1991-92	Cornelia Gayden • 02/24
1993-94	Cornelia Gayden • December Player of the Month
	Cornelia Gayden • 02/28
1994-95	Cornelia Gayden (3) • 01/09, 01/16, 02/13
1995-96	Elaine Powell • 01/15
1996-97	Pietra Gay (2) • 12/02, 01/13
	Elaine Powell • 02/24
1997-98	Katrina Hibbert (3) • 12/06, 02/16, 02/22
1998-99	Latasha Dorsey • 01/25
	April Brown • 12/06
1999-00	Katrina Hibbert • 01/31
	Marie Ferdinand • 02/28
2000-01	Marie Ferdinand • 12/18
2001-02	Aiysha Smith • 02/18
2002-03	Seimone Augustus • 02/03
	Aiysha Smith • 02/17
2003-04	Temeka Johnson (2) • 12/22, 02/15
	Seimone Augustus • 01/05
2004-05	Seimone Augustus (2) • 12/21, 02/14
2005-06	Seimone Augustus (4) • 11/21, 01/23, 02/13, 02/27
	Sylvia Fowles (4) • 12/19, 01/02, 01/30, 02/06
2006-07	Sylvia Fowles • 12/11
2007-08	Sylvia Fowles (4) • 01/14, 01/28, 02/11, 02/18

	Quianna Chaney (2) • 01/07, 02/04
2009-10	Allison Hightower (2) • 12/14, 01/04
2010-11	LaSondra Barrett • 01/24
2013-14	DaShawn Harden • 11/11
	Theresa Plaisance • 01/27
2014-15	Danielle Ballard • 01/19
	Raigyne Moncrief • 02/09

#### SEC FRESHMAN OF THE WEEK

2006-07	Allison Hightower • 01/08
	Porsha Phillips • 02/12
2008-09	LaSondra Barrett (4) • 01/13, 02/03, 02/22, 03/01
2012-13	Danielle Ballard (5) • 11/26, 12/24, 01/07, 02/18, 03/04
2013-14	Raigyne Moncrief (2) • 12/02, 02/10



TOP: Marie Ferdinand  
BOTTOM: Allison Hightower





## ACADEMIC ALL-SEC

1983	Madeline Doucet	3.10	Community Health
	Heidi Olsen	3.00	Business (Second Team)
	Susan Dixon	3.64	Accounting (Second Team)
1984	Madeline Doucet	3.20	Community Health
	Susan Dixon	3.77	Accounting
1985	Madeline Doucet	3.60	Community Health
1986	Whitney Meier	3.52	Education
1991	Wendi Widdle	3.00	Accounting
1992	Miriam Farr	3.41	Management
	Carla Berry	3.09	Journalism
1993	Miriam Farr	3.78	Management
1994	Miriam Farr	4.00	Management
	Melody Lormand	3.30	Engineering
1995	Melody Lormand	3.20	Engineering
1996	Melody Lormand	3.15	Engineering
	Celeste Gehring	3.33	Broadcast Journalism
	Stacy Smith-Elliott	3.12	Kinesiology
1997	Aga Cieslak	3.04	International Trade & Finance
	Celeste Gehring	3.30	Mass Communications
	Keia Howell	3.12	Kinesiology
1998	Ashley Bankston	3.50	Kinesiology
	Casside Buck	3.41	Kinesiology
	Stacey Newton	3.06	Kinesiology
1999	Ashley Bankston	3.39	Kinesiology
	Marie Ferdinand	3.14	Kinesiology
	Katrina Hibbert	3.34	Kinesiology
	Stacey Newton	3.50	Exercise Science
2000	Angelia Crockett	3.16	Kinesiology
2001	Kisha James	3.01	Kinesiology
	Allison Weiner	3.50	Political Science
2002	Stacey Newton		Exercise Science
	Ke-Ke Tardy		Political Science
	Allison Weiner		Political Science
2003	Ke-Ke Tardy		Political Science
	Patty Hanten		Mass Communications
	Kisha James		Kinesiology
2004	Wendlyn Jones		Psychology
	Florence Williams		General studies
	Khalilah Mitchell (Freshmen)		Business
2005	Hanna Biernacka		Science
	Khalilah Mitchell		Business
	RaShonta LeBlanc (Freshmen)		Accounting
	Ashley Thomas (Freshmen)		Kinesiology
	Erica White (Freshmen)		Kinesiology
2006	RaShonta LeBlanc		Accounting
	Ashley Thomas		Kinesiology
	Katie Antony		Kinesiology
	Quianna Chaney		Kinesiology
2007	Katie Antony		Communication Studies
	Quianna Chaney		General Studies
	Kristen Morris		Undeclared
	Ashley Thomas		Marketing
	Erica White		General Studies
	Allison Hightower (Freshmen)		Undeclared
2008	Ashley Thomas		Marketing
	Kristen Morris		Management
2009	Katherine Graham		Management
	Allison Hightower		General Studies
2010	LaSondra Barrett		Kinesiology
	Andrea Kelly		Biological Sciences
2011	LaSondra Barrett		Sports Administration
	Katherine Graham		Sports Administration
	Jeanne Kenney (Freshman)		Kinesiology
2012	LaSondra Barrett		Sports Administration
2013	Jeanne Kenney		Kinesiology
	Anne Pedersen		Sports Administration
2014	Jeanne Kenney		Kinesiology
	Shanece McKinney		Sports Administration
	Anne Pedersen		Sports Administration
	Theresa Plaisance		Sports Administration
	Rina Hill (First Year)		Business
	Raigyne Moncrief (First Year)		Electrical Engineering
2015	Jenna Deemer (First Year)		Kinesiology
	Alliyah Fareo (First Year)		Mass Communications
	Rina Hill		Business Administration
	Raigyne Moncrief		Electrical Engineering
	Anne Pedersen		Sports Administration

## NCAA TOURNAMENT HONORS

2000	April Brown • NCAA East Regional
	Marie Ferdinand • NCAA East Regional
2004	Seimone Augustus • West Regional Most Outstanding Player
	Temeka Johnson • West All-Regional Team
2005	Seimone Augustus • Chattanooga Regional Most Outstanding Player
	Temeka Johnson • Chattanooga All-Regional Team
2006	Seimone Augustus • San Antonio Regional Most Outstanding Player
	Sylvia Fowles • San Antonio All-Regional Team
2007	Sylvia Fowles • Fresno Regional Most Outstanding Player
	Quianna Chaney • Fresno All-Regional Team
2008	Sylvia Fowles • New Orleans Regional Most Outstanding Player

## OTHER ALL-TOURNAMENT HONORS

1978	Maree Jackson • Hanes All-America Classic
	Julie Gross • Hanes All-America Classic
1979	Julie Gross • Underalls All-America Classic
1987	Alisha Jones • Miami-Burger King Classic
	Karen Linder • Miami-Burger King Classic
1988	April Delley • Bowling Green Bank Invitational
1989	Pokey Chatman • LSU Crawfish Classic, Buckeye Classic
	Sheila Johnson • LSU Crawfish Classic
1990	Pokey Chatman • Amana Classic, Tallahassee Hilton Classic
	Annette Jackson-Lowery • Tallahassee Hilton Classic
	Barbara Henderson • Amana Classic
1992	Barbara Henderson • LSU Crawfish Classic
	Cornelia Gayden • LSU Crawfish Classic
1993	Cornelia Gayden • Florida State Dial Classic
	Roberta LaCaze • Florida State Dial Classic
1994	Cornelia Gayden • Louisville Cardinal Classic
1995	Cornelia Gayden • Cooper Bowl Classic, Portland Shootout
1996	Toni Gross • LSU Crawfish Classic (MVP)
	Pietra Gay • LSU Crawfish Classic, Women's NIT
	Elaine Powell • Women's NIT
1997	Toni Gross • Bahamas Shootout (MVP)
	Pietra Gay • Bahamas Shootout
	Elaine Powell • Bahamas Shootout
1998	Katrina Hibbert • Hawaiian Resort Classic
1999	Marie Ferdinand • St. Mary's Classic (MVP)
	DeTrina White • St. Mary's Classic
2001	Marie Ferdinand • Women's Sports Foundation Classic
2002	Doneeka Hodges • WomensCollegeHoops.com Classic (MVP)
	Scholanda Dorrell • WomensCollegeHoops.com Classic
	Aiysha Smith • WomensCollegeHoops.com Classic
2003	Temeka Johnson • FIU/Herald Classic (MVP)
	Aiysha Smith • FIU/Herald Classic
	Seimone Augustus • WomensCollegeHoops.com Classic (MVP)
	DeTrina White • WomensCollegeHoops.com Classic
	Aiysha Smith • WomensCollegeHoops.com Classic
2004	Temeka Johnson • WomensCollegeHoops.com Classic (MVP)
	Seimone Augustus • WomensCollegeHoops.com Classic
	Doneeka Hodges • WomensCollegeHoops.com Classic
2005	Seimone Augustus • Women's Sports Foundation Classic (MVP)
	Sylvia Fowles • Women's Sports Foundation Classic
	Seimone Augustus • Coors' Classic (MVP)
	Sylvia Fowles • Coors' Classic
2006	Seimone Augustus • Miami Thanksgiving Classic (MVP)
	Sylvia Fowles • Miami Thanksgiving Classic
	Quianna Chaney • Miami Thanksgiving Classic
2007	Sylvia Fowles • Basketball Travelers Classic at LSU (MVP)
	Quianna Chaney • Basketball Travelers Classic at LSU
	RaShonta LeBlanc • Basketball Travelers Classic at LSU
	Erica White • UTSA Classic
	Mesha Williams • UTSA Classic
2009	Allison Hightower • Sue Gunter Classic (MVP)
	LaSondra Barrett • Sue Gunter Classic
	Taylor Turnbow • Sue Gunter Classic
2012	Theresa Plaisance • FIU Thanksgiving Classic (MVP)
	Danielle Ballard • FIU Thanksgiving Classic
	Adrienne Webb • FIU Thanksgiving Classic
2013	Raigyne Moncrief • Barclays Invitational (MVP)
	Shanece McKinney • Barclays Invitational
2014	Jenna Deemer • Miami Holiday All-Tournament Team



**LaSondra Barrett**

### STATE HONORS

#### LOUISIANA SPORTS WRITERS ASSOCIATION • LSWA ALL-LOUISIANA TEAM

1982	Joyce Walker
1983	Joyce Walker Madeline Doucet (3rd Team)
1984	Joyce Walker Madeline Doucet (2nd Team)
1985	Alisha Jones Madeline Doucet (3rd Team)
1986	Alisha Jones
1987	Lesa Thornton Karen Linder (2nd Team)
1988	Patricia Woods (2nd Team)
1989	Patricia Woods (2nd Team)
1990	Pokey Chatman Sheila Johnson (3rd Team) Barbara Henderson (Honorable Mention)
1991	Pokey Chatman Sheila Johnson Annette Jackson-Lowery (2nd Team) Barbara Henderson (3rd Team)
1992	Barbara Henderson Cornelia Gayden
1993	Cornelia Gayden
1994	Cornelia Gayden
1995	Cornelia Gayden
1996	Elaine Powell Pietra Gay (2nd Team) Toni Gross (Honorable Mention)
1997	Elaine Powell Pietra Gay Katrina Hibbert (Honorable Mention) Tony Gross (2nd Team)
1998	Katrina Hibbert Latasha Dorsey (3rd Team)
1999	Katrina Hibbert DeTrina White Latasha Dorsey (2nd Team)
2000	Marie Ferdinand

	Katrina Hibbert (2nd Team) DeTrina White (3rd Team) April Brown (3rd Team)
2001	Marie Ferdinand
2002	Aiysha Smith Doneeka Hodges (2nd Team) Temeka Johnson (2nd Team)
2003	Seimone Augustus Aiysha Smith Temeka Johnson Doneeka Hodges (3rd Team)
2004	Seimone Augustus Temeka Johnson Doneeka Hodges (2nd Team)
2005	Seimone Augustus Temeka Johnson Sylvia Fowles Scholanda Hoston (3rd Team)
2006	Seimone Augustus Sylvia Fowles Scholanda Hoston (2nd Team)
2007	Sylvia Fowles Quianna Chaney Erica White (3rd Team)
2008	Sylvia Fowles Quianna Chaney Erica White Allison Hightower (2nd Team)
2009	Allison Hightower LaSondra Barrett (2nd Team)
2010	Allison Hightower LaSondra Barrett (2nd Team) Katherine Graham (Honorable Mention)
2011	LaSondra Barrett Adrienne Webb (2nd Team)
2012	LaSondra Barrett Adrienne Webb (2nd Team)
2013	Theresa Plaisance Danielle Ballard (2nd Team) Adrienne Webb (2nd Team)
2014	Theresa Plaisance Danielle Ballard (3rd Team) Jeanne Kenney (3rd Team) Raigyne Moncrief (Honorable Mention)
2015	Danielle Ballard Raigyne Moncrief (2nd Team)



**Danielle Ballard**



**LSWA ALL-LOUISIANA SPECIALITY AWARDS**

1982	Madeline Doucet • Freshman of the Year
1984	Alisha Jones • Freshman of the Year
1990	Sheila Johnson • Newcomer of the Year
1991	Pokey Chatman • Player of the Year Sue Gunter • Coach of the Year
1992	Cornelia Gayden • Newcomer of the Year
1995	Cornelia Gayden • Player of the Year
1996	Elaine Powell • Newcomer of the Year
1997	Sue Gunter • Coach of the Year
1999	DeTrina White • Freshman of the Year
2001	Marie Ferdinand • Player of the Year
2002	Aiysha Smith • Newcomer of the Year Sue Gunter • Coach of the Year
2003	Seimone Augustus • Freshman of the Year Sue Gunter • Coach of the Year
2004	Seimone Augustus • Player of the Year
2005	Seimone Augustus • Player of the Year Sylvia Fowles • Freshman of the Year Pokey Chatman • Coach of the Year
2006	Seimone Augustus • Player of the Year Pokey Chatman • Coach of the Year
2007	Sylvia Fowles • Player of the Year
2008	Sylvia Fowles • Player of the Year Van Chancellor • Coach of the Year
2009	Allison Hightower • Player of the Year LaSondra Barrett • Freshman of the Year
2010	Allison Hightower • Player of the Year
2012	LaSondra Barrett • Player of the Year Nikki Caldwell • Coach of the Year
2013	Theresa Plaisance • Player of the Year Danielle Ballard • Freshman of the Year Nikki Fargas • Coach of the Year
2014	Theresa Plaisance • Player of the Year Raigyne Moncrief • Freshman of the Year
2015	Danielle Ballard • Player of the Year



Doneeka Hodges



Theresa Plaisance



**Joyce Walker**  
1982 • 1983 • 1984



**Madeline Doucet**  
1984



**Alisha Jones**  
1985 • 1986



**Lesa Thornton**  
1987



**Patricia Woods**  
1989



**Pokey Chatman**  
1989 • 1990 • 1991



**Sheila Johnson**  
1991



**Barbara Henderson**  
1992



**Cornelia Gayden**  
1993 • 1994 • 1995



**Elaine Powell**  
1996 • 1997



**Pietra Gay**  
1997



**Katrina Hibbert**  
1998 • 1999 • 2000



**Marie Ferdinand**  
2000 • 2001



**Aiysha Smith**  
2002



**Seimone Augustus**  
2004 • 2005 • 2006



**Temeka Johnson**  
2004 • 2005



**Sylvia Fowles**  
2006 • 2007 • 2008



**Quianna Chaney**  
2008



**Allison Hightower**  
2009 • 2010



**LaSondra Barrett**  
2011 • 2012



**Theresa Plaisance**  
2013 • 2014



**Danielle Ballard**  
2015



## A

Adams, Delia	1985-86
Amichia, Stephanie	2015
Antony, Katie	2007
Augustus, Seimone	2003-04-05-06

## B

Ballard, Danielle	2013-14-15
Ball, Christina	1989-90-91-92
Bankston, Ashley	1997-98-99
Barrett, LaSondra	2009-10-11-12
<b>Bethel, Akilah</b>	<b>2015</b>
Bergeron, Monica	1980-81-82
Berry, Carla	1989-90-91-92
Biernacka, Hanna	2004-05
Black, Swayze	2009-10-11-12
Booze, Taylor	2010
Boulet, Beth	1990
Boutte, Joannette	1976-78-79-80
Bowman, Keisha	1993
Boykin, Sheila	2012-13-14-15
Branch, Bonita	1985-86
Brentson, Marcia	1984-85-86-87
Brewer, Lisa	1978-79
Brookins, Candice	1993-94-95
Brown, April	1998-99-00-01
Brown, Staci	1980-81
Brown, Tarleshia	1993-94
Buck, Casside	1998
Burns, Jeanetta	1985-86-87-88

## C

Caldwell, LeNette	1975-76-77-78
Carter, Stacey	1995-96-97
Cieslak, Aga	1996-97-98
Chaney, Quianna	2005-06-07-08
Chatman, Pokey	1988-89-90-91
Clavelle, Treynell	2003-04
Crockett, Angelia	1998-89-00-01
Curtis, Tara	1991-92

## D

Delahaye, Jean	1984
<b>Deemer, Jenna</b>	<b>2015</b>
Delley, April	1986-88-89-90
Dittoe, Sandy	1978-79-81-82
Dixon, Susan	1982-83-84-85
Dorsey, Latasha	1996-97-98-99
Doucet, Madeline	1982-83-84-85
Doucette, Chantel	1993
Downer, Kasey	1994-95
Dozier, Ramona	1981-82-83-84
Dunning, Ayana	2009

## E

Eason, Latear	2008-09-10-11
Eubanks, Carol	1990

## F

<b>Fareo, Alliyah</b>	<b>2015</b>
Farr, Miriam	1991-92-93-94
Ferdinand, Marie	1998-99-00-01
Forthan, Krystal	2012
Fowles, Sylvia	2005-06-07-08
Franklin, Dee Dee	1989
French, Lisa	1978-79



Sheila Boykin

## G

Gay, Pietra	1996-97
Gayden, Cornelia	1992-93-94-95
Gayten, Tammie	1987
Gehring, Celeste	1994-95-96-97
Graham, Cheri	1982
Graham, Katherine	2008-09-10-11
Graves, Kristen	1988-89-90-91
Gregory, Michele	1980-81-82
Gross, Julie	1977-78-79-80
Gross, Toni	1996-97
Guilotte, Annette	1976-77

## H

Hackett, Venessa	1995
Hamilton, Marilyn	1986-87
Harden, DaShawn	2014-15
Hanten, Patty	2002-03
Hawkins, Jamie	2000
Hawthorne, Rhonda	1983-84-85-86
Hayden, Paula	1978-79-80-81
Hayes, Rebecca	1987-88-89
Henderson, Barbara	1989-90-91-92
Henry, Caritas	1997-98
Henry, Janice	1993
Hibbert, Katrina	1997-98-99-00
Hightower, Allison	2007-08-09-10
<b>Hill, Rina</b>	<b>2014-15</b>
Hough, Carla	1988
Hodges, Doneeka	2001-02-03-04
Hodges, Roneeka	2001-02-03
Howell, Keia	1995-96-97-98
Hubbard, Angela	1983
Hughes, Destini	2009-10-11-12

## I

Ineman, Joanne	1986-87
----------------	---------

## J

Jackson, Maree	1977-78-79
Jackson-Lowery, Ann	1988-90-91
James, Kisha	1999-01-02-03
Jiles, Chantel	1997-98-99
Johnson, Sheila	1990-91
Johnson, Temeka	2002-03-04-05
Johns, Jamilah	1999-00
Jones, Alisha	1984-85-86-87
<b>Jones, Ann</b>	<b>2015</b>
Jones, Courtney	2009-10-11-12
Jones, Wendlyn	2003-04-05

## K

Kelly, Andrea	2009
Kenney, Jeanne	2011-12-13-14
Klaffer, Louise	1979-80
Kohn, Dayna	1997-98

## L

LaCaze, Roberta	1993-94
LeBlanc, RaShonta	2005-06-07-08
Lewis, Julie	1991-92-93-94
Lewis, Mary	1992-93-94-95
Linder, Karen	1985-86-87-88
Long, Amber	2004
Lormand, Melody	1993-94-95-96
Lutley, Bianca	2010-11-12-13
Lymon, Kaisha	2000

## M

McAdams, Amy	1988
McCoy, Thelma	1976-77
McGuffee, Brenda	1976-77
McKay, Kim	1978-79
McKinney, Shanece	2011-12-13-14
Meier, Whitney	1987-88
Melvin, Evelyn	1979-80-82



Raigyne Moncrief



Anne Pedersen

Mitchell, Khalilah	2005-06-07-08
<b>Moncrief, Raigyne</b>	<b>2014-15</b>
Moran, Rene	1979-80-82
Morell, Denise	19-83-84-85
Morris, Kristen	2006-07-08-09

## N

Nelson, Jasmine	2010-11
Newton, Stacey	1998-99-01

## O

Olsen, Heidi	1981-82-83
--------------	------------

## P

Passman, Dana	1983
<b>Pedersen, Anne</b>	<b>2013-14-15</b>
Phillips, Porsha	2007
Plaisance, Theresa	2011-12-13-14
Porter, Candice	1997-98-99-00
Powell, Elaine	1996-97

## R

Raines, Shelley	1986-87-89-90
Randall, Natalie	1985-86
Redden, Roxanna	1988-89
<b>Rhodes, Jasmine</b>	<b>2014-15</b>
Robinson (Dorrell), Scholanda	2002-04-05-06

## S

Sacre, Leslie	1981-82-83-84
Scott, Gert	1985
Seals, Dana	1989-90
Shepherd, Nyla	1990
Sholars, India	1993-94-95
Skalicky, Kelly	1982
Smith, Aiysha	2002-03
Smith, Katina	1995-96
Smith-Elliott, Stacy	1993-94-95-96
Steele, Dionne	1992-93
Stewart, Lora	1995-96
Syas, Trekessa	1991-92

## T

Tardy, Ke-Ke	2000-01-02-03
Teal, Priscilla	1978-79
Thieler, Christy	1990
Thomas, Ashley	2005-06-07-08
Thornton, Lesa	1984-85-86-87
Tomlinson, Becky	1990-91
Taylor, Danielle	2000
Turnbow, Taylor	2009-10-11-12

## V

Vinti, Margaret	1979-80
-----------------	---------

## W

Walker, Joyce	1981-82-83-84
Walker, Toysha	1993-94-95-96
Webb, Adrienne	2010-11-12-13
Webster, Bridgette	1979-80
Weiner, Allison	1998-99-00-01
White, Crystal	2003-04-05
White, DeTrina	1999-00-01-03
White, Erica	2005-06-07-08
White, Jackie	1981
Whitfield, Marian	2005-06-07-08
Widdle, Wendi	1989-90-91-92
Williams, Andrea	1994-96-97
Williams, Erica	2010
Williams, Florence	2003-04-05-06
Williams, Meshia	2007-08
Willis, Tillie	2002-03-04-05
Woods, Patricia	1986-87-88-89
Wynn, Makita	1989

## Y

Youngblood, Derreyal	2013
----------------------	------



**00**

Deidre Spears	1998-99
---------------	---------

**1**

Ke-Ke Tardy	2000-03
<b>Jenna Deemer</b>	<b>2015</b>
Katherine Graham	2008-11
Derreyal Youngblood	2013-14

**2**

Temeka Johnson	2002-05
Jasmine Nelson	2010-11

**3**

<b>Akilah Bethel</b>	<b>2015</b>
Gert Scott	1985
Marie Ferdinand	1998-2001
Latear Eason	2008-11
Bianca Lutley	2013

**4**

Louise Klaffer	1979-80
Latasha Dorsey	1996-99
Doneeka Hodges	2001-03
Katie Antony	2007-08
<b>Anne Pedersen</b>	<b>2013-15</b>

**5**

Marilyn Hamilton	1986-87
Cheryl Wilson	1988
Beth Boulet	1989-90
Jacinda Averitt	1992
Chantel Doucette	1993
Pietra Gay	1996
Caritas Henry	1997-98
Roneeka Hodges	2001-03
Erica White	2005-08
Jeanne Kenney	2011-14

**10**

Lisa Brewer	1979
Jackie White	1980
Delia Adams	1985-86
Pokey Chatman	1988-91
Elaine Powell	1996-97
Khalilah Mitchell	2004-08
Adrienne Webb	2010-13
<b>Jasmine Rhodes</b>	<b>2014-15</b>

**11**

Priscilla Teal	1979
Dana Seals	1989-90
Miriam Farr	1991-94
Pietra Gay	1997
Danielle Traylor	2000
Amber Long	2004
Andrea Kelly	2009
<b>Raigyne Moncrief</b>	<b>2014-15</b>

**12**

Lenette Caldwell	1976-78
Kelly Skalicky	1982
Angela Hubbard	1983
Bonita Branch	1985-86
Rebecca Hayes	1988-90
Dionne Steele	1992-93
Stacey Carter	1994-97
Angelia Crockett	1998-01
RaShonta LeBlanc	2005-08
Krystal Forthan	2012

**13**

Nancy French	1978-79
Staci Brown	1980-81
Susan Dixon	1982-85
<b>Rina Hill</b>	<b>2014-15</b>

**14**

Julie Gross	1978-80
Leslie Sacre	1981-84
Shelley Raines	1986-90
Tarleshia Brown	1993-94
Lora Stewart	1994-96
Ashley Bankston	1997-98

**15**

Maree Jackson	1977-78
Sany Dittoe	1979-82
Denise Morell	1983-85
Joanne Ineman	1986-87
Makita Wynn	1989
Trekessa Syas	1991-92
Stacy Smith-Elliott	1993-96
Stacey Newton	1998-99, 2001
Quianna Chaney	2005-08
Bianca Lutley	2010-12

**20**

Lisa Willis	1978
Jeanetta Burns	1985-88
Christina Ball	1989-92
Melody Lormand	1993-96
Kisha James	1999-03
Destini Hughes	2009-12

**21**

Susie Simmons	1975-76
Priscilla Teal	1977-78
Joyce Walker	1981-84
Patty Hanten	2002
Shanece McKinney	2014

**22**

Julie Jones	1978
Annette Jackson-Lowery	1988-91
Andrea Williams	1994-97
April Brown	1998-2001
Florence Williams	2003-06
Porsha Phillips	2007
Courtney Jones	2009-12

**23**

Stephanie Amichia	2015
Paula Hayden	1978-81
Rhonda Hawthorne	1983-86
Whitney Meier	1987-88
Barbara Henderson	1989-92
Toysha Walker	1993-96
DeTrina White	1999-2003
Allison Hightower	2007-10
Shanece McKinney	2011-13

**24**

Brenda McGuffee	1978
Alisha Jones	1984-87
Amy McAdams	1988-89
Cornelia Gayden	1992-95
Marian Whitfield	2004-08
Ayana Dunning	2009
Taylor Booze	2010
Theresa Plaisance	2011-12
DaShawn Harden	2014-15

**25**

Carrol Poullard	1979
Marcia Brentson	1984-87
Roxanna Redden	1988-89
Christy Thieler	1990
Kasey Downer	1994-95
Erika Ernst	1996
Allison Weiner	1998-2001
Mesha Williams	2007-08
Swayze Black	2009-12

**30**

Rene Moran	1979-82
Dana Passman	1983
Karen Linder	1985-88
Carol Eubanks	1990
Tara Curtis	1991-92
India Sholars	1993-95

**31**

<b>Ann Jones</b>	<b>2015</b>
Evelyn Melvin	1979-82
Patricia Woods	1986-89
Nyla Shepherd	1990
Candice Brookins	1993-95
Aiysha Smith	2002-03
Sylvia Fowles	2005

**32**

Elaine Shores	1979
Heidi Olsen	1981-83
Natalie Randall	1985-86
Carla Hough	1988-89
Sheila Johnson	1990-91
Robert LaCaze	1993-94
Chantel Jiles	1997-99
Scholanda Robinson	2002, 2004-06
Erica Williams	2010
Danielle Ballard	2013-15

**33**

Ramona Dozier	1981-84
April Delley	1986, 88-90
Julie Lewis	1991-94
Aga Cieslak	1996-98
Kaisha Lymon	2000
Seimone Augustus	2003-06

**34**

Annette Guillotte	1976-77
Joanette Boutte	1977-78
Madeline Doucet	1982-85
Tammie Gayten	1987
Keisha Bowman	1993
Ashley Bankston	1999
Jamie Hawkins	2000
Wendlyn Jones	2003-05
Sylvia Fowles	2006-08

**35**

Kim McKay	1979
Monica Bergeron	1980-82
Carla Berry	1989-92
Celeste Gehring	1994-97
Taylor Turnbow	2010-12
<b>Alliyah Fareo</b>	<b>2015</b>

**40**

Katina Smith	1995-96
Katrina Hibbert	1997-2000

**41**

Taylor Turnbow	2009
----------------	------

**42**

Thelma McCoy	1976-77
Sandy Dittoe	1977-79
Michele Gregory	1980
Jackie White	1981
Estelle Vernon	1983
Kristen Graves	1990-91
Mary Lewis	1992-95
Dayna Kohn	1997-98
Jamilah Johns	1999-2000
Hanna Biernacka	2004-06
Sheila Boykin	2012-15

**43**

Cheri Graham	1982
Lesa Thornton	1984-87
Dee Dee Franklin	1989
Patty Hanten	2003

**44**

Wendi Widdle	1989-92
Keia Howell	1995-98
Sarah Richey	1999
Kristen Morris	2006-09

**45**

Jean Delahaye	1984
Venessa Hackett	1995
Casside Buck	1998
Doneeka Hodges	2004

**50**

Joanette Boutte	1978-80
Treynell Clavelle	2003-04

**51**

Michelle Gregory	1981-82
Sandra Zulli	1983
Toni Gross	1996-97

**52**

Janice Henry	1993
Tillie Willis	2003-05

**54**

Ashley Thomas	2005-08
---------------	---------

**55**

Tiffany Commerford	1994-95
Candice Porter	1997-2000
Tillie Willis	2002
Crystal White	2003-05
LaSondra Barrett	2009-12
Theresa Plaisance	2013-14

**2014-15**

G • Raigyne Moncrief • 11.8 ppg • 6.7 rpg • So.  
 G • DaShawn Harden • 11.1 ppg • 2.4 rpg • Sr.  
 G • Anne Pedersen • 5.4 ppg • 2.0 rpg • Jr.  
 G • Rina Hill • 4.1 ppg • 1.4 rpg • So.  
 F • Sheila Boykin • 5.9 ppg • 6.1 rpg • Sr.

**2013-14**

G • Jeanne Kenney • 11.3 ppg • 3.5 apg • Sr.  
 G • Danielle Ballard • 10.7 ppg • 6.9 rpg • So.  
 G • Raigyne Moncrief • 10.1 ppg • 4.5 rpg • Fr.  
 F • Theresa Plaisance • 15.3 ppg • 7.9 rpg • Sr.  
 C • Shanece McKinney • 7.5 ppg • 4.6 rpg • Sr.

**2012-13**

G • Jeanne Kenney • 5.5 ppg • 4.3 apg • Jr.  
 G • Danielle Ballard • 12.1 ppg • 2.7 apg • Fr.  
 G • Adrienne Webb • 14.6 ppg • 3.5 rpg • Sr.  
 F • Bianca Lutley • 10.2 ppg • 4.1 rpg • Sr.  
 F • Theresa Plaisance • 17.0 ppg • 8.3 rpg • Jr.

**2011-12**

G • Jeanne Kenney • 5.6 ppg • 2.8 apg • So.  
 G • Adrienne Webb • 9.9 ppg • 3.5 rpg • Jr.  
 G • Destini Hughes • 6.9 ppg • 2.5 apg • Sr.  
 F • LaSondra Barrett • 12.8 ppg • 7.1 rpg • Sr.  
 F • Courtney Jones • 8.9 ppg • 5.8 rpg • Sr.

**2010-11**

G • Katherine Graham • 8.2 ppg • 5.3 rpg • Sr.  
 G • Adrienne Webb • 12.8 ppg • 3.7 rpg • So.  
 G • Latear Eason • 4.3 ppg • 2.0 rpg • Sr.  
 F • LaSondra Barrett • 12.2 ppg • 6.3 rpg • Jr.  
 F • Taylor Turnbow • 5.2 ppg • 5.9 rpg • Jr.

**2009-10**

G • Katherine Graham • 8.4 ppg • 5.7 rpg • Jr.  
 G • Allison Hightower • 18.2 ppg • 3.5 rpg • Sr.  
 G • Destini Hughes • 3.3 ppg • 1.4 rpg • So.  
 F • LaSondra Barrett • 12.8 ppg • 6.6 rpg • So.  
 F • Courtney Jones • 5.9 ppg • 4.2 rpg • So.

**2008-09**

G • Katherine Graham • 5.5 ppg • 5.0 rpg • So.  
 G • Allison Hightower • 14.9 ppg • 4.3 rpg • Jr.  
 G • Latear Eason • 3.4 ppg • 2.1 rpg • So.  
 F • Kristen Morris • 6.5 ppg • 4.5 rpg • Sr.  
 F • LaSondra Barrett • 11.4 ppg • 5.7 rpg • Fr.

**2007-08**

G • Erica White • 7.7 ppg • 3.2 rpg • Sr.  
 G • RaShonta LeBlanc • 6.3 ppg • 3.5 rpg • Sr.  
 G • Quiana Chaney • 14.4 ppg • 2.6 rpg • Sr.  
 F • Ashley Thomas • 5.3 ppg • 4.8 rpg • Sr.  
 C • Sylvia Fowles • 17.4 ppg • 10.3 rpg • Sr.

**2006-07**

G • Erica White • 8.2 ppg • 3.5 rpg • Jr.  
 G • RaShonta LeBlanc • 6.1 ppg • 2.8 rpg • Jr.  
 G • Quiana Chaney • 11.8 ppg • 2.8 rpg • Jr.  
 F • Ashley Thomas • 4.7 ppg • 4.0 rpg • Jr.  
 C • Sylvia Fowles • 16.9 ppg • 12.6 rpg • Jr.

**2005-06**

G • Erica White • 5.6 ppg • 2.6 rpg • So.  
 G • Scholanda Hoston • 8.6 ppg • 2.6 rpg • Sr.  
 G • Seimone Augustus • 22.7 ppg • 4.7 rpg • Sr.  
 F • Ashley Thomas • 4.5 ppg • 4.8 rpg • So.  
 C • Sylvia Fowles • 15.9 ppg • 11.6 rpg • So.

**2004-05**

G • Temeka Johnson • 10.4 ppg • 3.3 rpg • Sr.  
 G • Scholanda Hoston • 8.9 ppg • 2.5 rpg • Jr.  
 F • Seimone Augustus • 20.1 ppg • 4.6 rpg • Jr.  
 F • Wendlyn Jones • 4.7 ppg • 5.1 rpg • Jr.  
 C • Tillie Willis • 3.1 ppg • 3.6 rpg • Sr.

**2003-04**

G • Temeka Johnson • 12.8 ppg • 4.8 rpg • Sr.  
 G • Doneeka Hodges • 13.9 ppg • 3.7 rpg • Sr.  
 G • Seimone Augustus • 19.4 ppg • 6.0 rpg • So.  
 F • Tillie Willis • 3.6 ppg • 4.4 rpg • Jr.  
 F • Wendlyn Jones • 6.6 ppg • 5.4 rpg • So.

**2002-03**

G • Temeka Johnson • 10.0 ppg • 3.6 rpg • Jr.  
 G • Doneeka Hodges • 9.5 ppg • 2.4 rpg • Jr.  
 G • Seimone Augustus • 14.8 ppg • 5.5 rpg • Fr.  
 P • KeKe Tardy • 7.7 ppg • 2.5 rpg • Sr.  
 P • Aiysha Smith • 13.2 ppg • 5.6 rpg • Sr.

**2001-02**

G • Temeka Johnson • 11.1 ppg • 4.8 rpg • So.  
 G • Doneeka Hodges • 15.3 ppg • 4.5 rpg • So.  
 G • Roneeka Hodges • 8.9 ppg • 5.3 rpg • So.  
 F • Ke-Ke Tardy • 9.6 ppg • 4.9 rpg • Jr.  
 F • Aiysha Smith • 15.9 ppg • 7.7 rpg • Jr.

**2000-01**

G • Angelia Crockett • 3.0 ppg • 2.4 rpg • Sr.  
 G • April Brown • 11.3 ppg • 4.4 rpg • Sr.  
 G • Marie Ferdinand • 21.1 ppg • 5.1 rpg • Sr.  
 F • Ke-Ke Tardy • 9.3 ppg • 4.9 rpg • So.  
 C • DeTrina White • 9.5 ppg • 7.5 rpg • Jr.

**1999-00**

G • Angelia Crockett • 3.5 ppg • 2.0 rpg • Jr.  
 G • Marie Ferdinand • 17.5 ppg • 4.6 rpg • Jr.  
 F • April Brown • 11.9 ppg • 4.8 rpg • Jr.  
 F • Katrina Hibbert • 14.2 ppg • 4.2 rpg • Sr.  
 C • DeTrina White • 12.0 ppg • 8.8 rpg • So.

**1998-99**

G • Latasha Dorsey • 12.9 ppg • 3.3 rpg • Sr.  
 G • Marie Ferdinand • 12.3 ppg • 5.2 rpg • So.  
 F • April Brown • 7.8 ppg • 5.3 rpg • So.  
 F • Katrina Hibbert • 14.5 ppg • 4.5 rpg • Jr.  
 C • DeTrina White • 13.1 ppg • 8.2 rpg • Fr.

**1997-98**

G • Latasha Dorsey • 11.2 ppg • 4.5 rpg • Jr.  
 G • Ashley Bankston • 7.4 ppg • 2.8 rpg • So.  
 F • Keia Howell • 8.6 ppg • 5.4 rpg • Sr.  
 F • Katrina Hibbert • 16.2 ppg • 6.1 rpg • So.  
 C • Aga Cieslak • 7.4 ppg • 5.6 rpg • Sr.

**1996-97**

G • Latasha Dorsey • 5.4 ppg • 3.2 rpg • So.  
 G • Elaine Powell • 17.9 ppg • 4.5 rpg • Sr.  
 G • Pietra Gay • 16.4 ppg • 6.0 rpg • Sr.  
 F • Keia Howell • 6.6 ppg • 5.5 rpg • Jr.  
 F • Toni Gross • 14.4 ppg • 6.7 rpg • Sr.

**1995-96**

G • Stacy Smith-Elliott • 3.0 ppg • 1.6 rpg • Sr.  
 G • Pietra Gay • 17.2 ppg • 6.2 rpg • Jr.  
 G • Elaine Powell • 20.1 ppg • 6.0 rpg • Jr.  
 F • Melody Lormand • 3.0 ppg • 3.4 rpg • Sr.  
 F • Toni Gross • 13.2 ppg • 7.5 rpg • Jr.

**1994-95**

G • Toysha Walker • 3.3 ppg • 2.0 rpg • Jr.  
 G • Cornelia Gayden • 25.8 ppg • 8.4 rpg • Sr.  
 F • India Scholars • 6.9 ppg • 5.7 rpg • Jr.  
 F • Venessa Hackett • 8.0 ppg • 5.7 rpg • Sr.  
 F • Katina Smith • 9.1 ppg • 7.2 rpg • Jr.

**1993-94**

G • Cornelia Gayden • 24.0 ppg • 9.3 rpg • Jr.  
 F • Roberta LaCaze • 15.4 ppg • 3.8 rpg • So.  
 F • Tarleshia Brown • 8.9 ppg • 4.2 rpg • Sr.  
 F • India Scholars • 2.8 ppg • 3.3 rpg • So.  
 C • Julie Lewis • 7.0 ppg • 4.0 rpg • Sr.

**1992-93**

G • Miriam Farr • 3.7 ppg • 1.7 rpg • Jr.  
 G • Cornelia Gayden • 20.4 ppg • 8.6 rpg • Jr.  
 F • India Scholars • 4.6 ppg • 3.9 rpg • Fr.  
 F • Roberta LaCaze • 11.3 ppg • 3.7 rpg • Fr.  
 C • Julie Lewis • 4.9 ppg • 3.0 rpg • Jr.

**1991-92**

G • Carla Berry • 1.9 ppg • 3.0 rpg • Sr.  
 G • Cornelia Gayden • 19.1 ppg • 6.4 rpg • So.  
 G • Christina Ball • 5.2 ppg • 1.9 rpg • Sr.  
 F • Barbara Henderson • 16.4 ppg • 8.0 rpg • Sr.  
 C • Wendi Widdle • 11.3 ppg • 5.7 rpg • Sr.

**1990-91**

G • Pokey Chatman • 18.6 ppg • 4.3 rpg • Sr.  
 F • Annette Jackson • 14.0 ppg • 5.9 rpg • Sr.  
 F • Barbara Henderson • 10.3 ppg • 7.2 rpg • Jr.  
 C • Wendi Widdle • 6.3 ppg • 4.5 rpg • Jr.  
 C • Sheila Johnson • 16.0 ppg • 9.2 rpg • Sr.

**1989-90**

G • Dana Seals • 3.8 ppg • 1.9 rpg • Sr.  
 G • Pokey Chatman • 15.8 ppg • 3.6 rpg • Jr.  
 F • Annette Jackson • 9.0 ppg • 4.1 rpg • Jr.  
 F • Barbara Henderson • 10.2 ppg • 6.6 rpg • So.  
 C • Sheila Johnson • 12.3 ppg • 8.4 rpg • Jr.

**1988-89**

G • Dana Seals • 4.6 ppg • 2.9 rpg • Jr.  
 G • Pokey Chatman • 16.2 ppg • 3.6 rpg • So.  
 F • Barbara Henderson • 7.4 ppg • 6.1 rpg • Fr.  
 F • Patricia Woods • 15.2 ppg • 6.2 rpg • Sr.  
 C • Dee Dee Franklin • 9.6 ppg • 7.8 rpg • Jr.

**1987-88**

G • Jeanetta Burns • 11.1 ppg • 4.8 rpg • Sr.  
 G • Pokey Chatman • 10.0 ppg • 3.3 rpg • Fr.  
 F • Patricia Woods • 14.7 ppg • 4.4 rpg • Jr.  
 F • April Delley • 13.2 ppg • 7.4 rpg • So.  
 C • Karen Linder • 10.0 ppg • 8.6 rpg • Sr.

**1986-87**

G • Jeanetta Burns • 11.3 ppg • 4.4 rpg • Jr.  
 G • Joanne Ineman • 10.0 ppg • 1.9 rpg • Sr.  
 F • Lesa Thornton • 12.7 ppg • 6.5 rpg • Sr.  
 F • Patricia Woods • 9.1 ppg • 4.5 rpg • So.  
 C • Karen Linder • 11.3 ppg • 8.9 rpg • Jr.

**1985-86**

G • Bonita Branch • 11.8 ppg • 3.9 rpg • Sr.  
 G • Jeanetta Burns • 10.5 ppg • 4.4 rpg • So.  
 F • Natalie Randall • 13.5 ppg • 7.4 rpg • Sr.  
 F • Lesa Thornton • 10.2 ppg • 5.0 rpg • Jr.  
 C • Alisha Jones • 18.5 ppg • 8.7 rpg • Jr.

**1984-85**

G • Bonita Branch • 8.2 ppg • 2.7 rpg • Jr.  
 G • Rhonda Hawthorne • 10.1 ppg • 3.0 rpg • Jr.  
 F • Madeline Doucet • 8.6 ppg • 5.4 rpg • Jr.  
 C • Natalie Randall • 10.8 ppg • 6.2 rpg • Jr.  
 C • Alisha Jones • 22.1 ppg • 9.3 rpg • So.

**1983-84**

G • Joyce Walker • 26.5 ppg • 4.0 rpg • Sr.  
 G • Rhonda Hawthorne • 10.6 ppg • 2.7 rpg • So.  
 F • Madeline Doucet • 17.8 ppg • 6.7 rpg • Jr.  
 F • Ramona Dozier • 7.6 ppg • 8.9 rpg • Jr.  
 C • Alisha Jones • 12.5 ppg • 7.9 rpg • Fr.

**1982-83**

G • Joyce Walker • 27.6 ppg • 6.9 rpg • Jr.  
 G • Rhonda Hawthorne • 12.1 ppg • 2.9 rpg • Fr.  
 F • Madeline Doucet • 15.2 ppg • 7.8 rpg • So.  
 F • Ramona Dozier • 10.7 ppg • 9.8 rpg • Jr.  
 C • Heidi Olsen • 6.3 ppg • 4.0 rpg • Sr.

**1981-82**

G • Joyce Walker • 24.9 ppg • 4.5 rpg • So.  
 F • Evelyn Melvin • 10.4 ppg • 6.2 rpg • Sr.  
 F • Ramona Dozier • 9.1 ppg • 7.0 rpg • So.  
 F • Madeline Doucet • 12.3 ppg • 8.0 rpg • Fr.  
 C • Cheri Graham • 7.4 ppg • 6.0 rpg • Fr.

**1980-81**

G • Joyce Walker • 20.7 ppg • 5.2 rpg • Fr.  
 G • Jackie White • 13.1 ppg • 4.4 rpg • Fr.  
 F • Staci Brown • 16.2 ppg • 5.8 rpg • Sr.  
 F • Ramona Dozier • 10.5 ppg • 6.6 rpg • Fr.  
 C • Leslie Sacre • 7.3 ppg • 6.5 rpg • Fr.

**1979-80**

G • Paula Hayden • 2.8 ppg • 1.3 rpg • Jr.  
 F • Rene Moran • 21.6 ppg • 5.5 rpg • Jr.  
 F • Staci Brown • 15.1 ppg • 4.8 rpg • Jr.  
 F • Joannette Boutte • 9.2 ppg • 7.8 rpg • Jr.  
 C • Julie Gross • 17.6 ppg • 9.5 rpg • Sr.

Records go back to 1979-80 season.





**Ronald Anderson**  
Baton Rouge, La.  
Member-at-Large



**Scott Angelle**  
Breaux Bridge, La.  
District 3



**Scott Ballard**  
Covington, La.  
District 1



**R. Blake Chatelain**  
Alexandria, La.  
District 5



**Garret "Hank" Danos**  
Larose, La.  
District 3



**Ann Duplessis**  
New Orleans, La.  
District 2  
Chair



**Stanley J. Jacobs**  
New Orleans, La.  
District 1



**Raymond Lasseigne**  
Bossier City, La.  
District 4  
Chair-Elect



**Jack Lawton**  
Lake Charles, La.  
District 7



**Lee Mallett**  
Lake Charles, La.  
District 7



**Rolfe McCollister**  
Baton Rouge, La.  
District 6



**Jim McCreary**  
Shreveport, La.  
District 4



**James Moore**  
Monroe, La.  
District 5



**J. Stephen Perry**  
New Orleans, La.  
District 2



**Robert Yarborough**  
Baton Rouge, La.  
District 6  
Past Chair



**Brandon Crain**  
Alexandria, La.  
Student Member



## Dr. F. King Alexander

President, LSU

LSU

Dr. F. King Alexander is the president of Louisiana State University, which has an annual budget of \$3.4 billion and more than 54,000 students. He was appointed to the position by the LSU Board of Supervisors in March 2013 and assumed the position on July 1, 2013.

Prior to being named the incoming president, Dr. Alexander was president of California State University, Long Beach (2006-2013) one of the nation's largest public universities located in southern California.

During his more than seven-year tenure at California State University, Long Beach, Dr. Alexander was twice named the California State University Student Association (CSSA) "President of the Year," which represents all 23 California State Universities and its over 440,000 students.

Prior to becoming president of California State University, Long Beach, Dr. Alexander was president of Murray State University in Kentucky (2001-2005) and was a faculty member at the University of Illinois, Champaign-Urbana, where he was the director of the graduate higher education program.

A Kentucky native who grew up in north Florida, Dr. Alexander received his Ph.D. from the University of Wisconsin-Madison in higher education administration with a focus on finance and educational policy analysis, and a Master of Science degree from the University of Oxford, Oxford, England in comparative educational studies.

As a teacher and administrator, Dr. Alexander has received many honors, including the University of Wisconsin-Madison School of Education Alumni Achievement Award

(2002) and has research university faculty affiliations at the University of Wisconsin-Madison Center for the Study of Postsecondary Education (WISCAPE) and Cornell University Higher Education Research Institute (CHERI).

Alexander is an internationally-respected expert in higher education finance and public policy and frequently publishes in national journals and for organizations in this field. He has served as a reviewer, an editorial board member, and a university instructor and faculty member, teaching courses in higher education finance, law, history and current events.

Dr. Alexander also has been asked to represent public higher education colleges and universities on numerous occasions to the United States Congress on issues of college affordability, student indebtedness, and institutional efficiency and effectiveness in efforts to address many of the growing challenges facing American higher education. Due to his national recognition and involvement on higher education issues, Dr. Alexander has served on numerous U.S. higher education and statewide organizational leadership boards where he remains very active.

Dr. Alexander and his wife, Shenette, have three children: Kylie, Savannah and Madison.



## Dr. Bill Demastes

Faculty Athletics Representative

Dr. Bill Demastes, a professor of English at LSU, is in his fourth year as Faculty Athletics Representative. Dr. Demastes earned his Ph.D. in English in 1986 from the University of Wisconsin-Madison with a Field of Study of Drama as Genre and a specialization in 20th-Century American and British Drama. He earned his masters in

English in June 1979 from the University of Georgia in Athens where he specialized in 19th-Century American Literature.

At LSU, he served as Associate Dean of the College of Arts and Sciences from 2001-2004 and Director of Undergraduate Studies for the Department of English from 1999-2001 and 2010-11. He has also served as Associate Chair of the Department of English (1998-99); Director of the Master of Arts in Liberal Arts Program (1996-2004); and, Director of Graduate Studies in the Department of English (1992-94; 2006-06).

He was honored with the LSU Alumni Association Faculty Excellence Award in 2000 and in 2002 won the LSU Distinguished Faculty Award. He was named in 2009 an LSU Rainmaker which is given to the top 100 LSU Faculty. In 2010 and 2013 he received the Tiger Athletic Association Undergraduate Teaching Award, and in the summer of 2011, he was named the Harry Ransom Summer Fellowship recipient by the University of Texas.





## Joe Alleva

### LSU Vice Chancellor/Director of Athletics

Joe Alleva continues to bring unprecedented national recognition to LSU as Vice Chancellor and Director of Athletics. Under Alleva's leadership, LSU enjoys one of the country's premier athletics programs with success on and off the field of competition. Now in his eighth year at LSU, Alleva is dedicated to athletic and academic excellence, and he is committed to providing the opportunities and the resources necessary for student-athletes to excel in competition, in the classroom and in the community. Alleva joined the LSU family on April 4, 2008 after a highly successful tenure as director of athletics at Duke University for 10 years. He was named vice chancellor at LSU in August of 2009, marking the first time in school history that the director of athletics has also held a vice chancellor position.

Alleva is currently serving a five-year term on the prestigious NCAA Men's Basketball Committee, enhancing his reputation as one of the most respected athletic administrators in the country. He has been appointed to numerous national committees throughout his career, including the Football Bowl Certification Committee, the NCAA Division I Championships/Competition Cabinet and several Southeastern Conference and Atlantic Coast Conference committees.

Upon his arrival at LSU, Alleva unveiled a strategic master plan for the LSU athletics program – "LSU: Thru and True" – to confirm the advancement and future of LSU Athletics as an exemplary enterprise. The central mission of the plan is to create an environment for student-athletes to reach their ultimate potential, prepare them to be champions in life and to set out goals and values for the entire athletics program.

Living up to Alleva's mantra of "competition, classroom, community," a total of 71 proud Tigers received their degrees from the university during LSU commencement ceremonies in December and May. LSU's Graduation Success Rate as reported by the NCAA remains at an all-time high for the university with a score of 81. LSU student-athletes in 2014-15 logged 3,961 hours in community service work across 21 sports through LSU's "Geaux Givers" program.

Alleva's strong commitment to academics ensures that the Cox Communications Academic Center for Student-Athletes is a first-class facility that cultivates success in the classroom and the development of life skills. And with an emphasis on community outreach programs, the implementation under Alleva's direction of the "Geaux Givers" fosters a relationship between the local citizens and LSU student-athletes. Alleva has also bolstered the L-Club program to connect with former student-athletes, and he has supervised the thriving "Project Graduation" program in which former student-athletes return to LSU to earn their degrees.

Alleva's tenure has been distinguished by a number of significant athletic achievements, including four 10-win seasons and 69 total victories by the football team. The Tigers have played in a bowl game in each of Alleva's seven gridiron seasons and LSU has finished in the Top 20 five times in that period. LSU under Alleva's leadership has claimed the 2009 baseball national championship and three College World Series berths, the 2015

men's golf national championship, two women's basketball Sweet 16 appearances, three gymnastics Super Six berths, two softball College World Series appearances and 16 NCAA Top 5 finishes indoors and outdoors by the men's and women's track and field teams. The Tigers in the past seven seasons have earned 33 individual NCAA championships in the sports of men and women's track and field, gymnastics, men's golf and women's golf. LSU has captured 14 Southeastern Conference team championships, and the Tigers have won 90 individual SEC titles during Alleva's term.

The men's golf national championship – the Tigers' fifth title and their first since 1955 – highlighted a remarkable 2014-15 season that featured history-making performances. Sixteen of LSU's 21 sports earned points toward the school's No. 15 national ranking in the 2014-15 Learfield Directors' Cup, marking the Tigers' third finish in the Top 15 during Alleva's tenure. The Tigers had seven Top 10 NCAA finishes, and LSU became the first school in SEC history to play in a bowl game, have both its men's and women's basketball teams reach the NCAA Tournament, and advance to the College World Series in baseball and softball in the same athletic year. LSU joined Florida State and Texas as the only schools in NCAA annals to accomplish the bowl game, men's/women's NCAA basketball tournament, and baseball/softball College World Series feat.

In addition, the LSU men's programs captured the 2014-15 Southeastern Conference All-Sports title, the first for the LSU men since 1996-97, and the LSU women finished third in the SEC all-sports standings. The baseball team led the nation in wins with 54, won the SEC title and earned a berth in the CWS for the second time in three years. The softball team reached the Women's CWS for the second time in four years and secured the program's first No. 1 ranking. The men's basketball program continued its return to national prominence by winning 22 games, finishing third in the SEC and

participating in the NCAA Tournament. The men's track and field squad placed fourth in the NCAA Outdoor Championships, and both the men's and women's teams posted Top 10 finishes in the NCAA Indoor Championships.

The 2015 LSU gymnastics team drew sold-out crowds to the Maravich Center and won its third straight NCAA regional title. The volleyball team advanced to the second round of the NCAA Tournament, the women's golf team recorded a Top 20 NCAA finish, the men's and women's tennis teams recorded victories in the NCAA Tournament, and the women's swimming and diving teams sent a school-record 11 competitors to the NCAA meet.

Alleva's vision keeps LSU among the nation's leaders in athletic facilities. In the fall of 2014, LSU opened the expansion of the South End Zone of Tiger Stadium – a project that added premium seating, general public seating and two state-of-the-art video boards – continuing an effort to augment one of the most iconic venues in all of college sports. Since 2010, Alleva has directed an aggressive campaign to preserve and enhance the appearance of Tiger Stadium that has included the installation of new windows, lighting systems, gating systems, and championship plazas. The Football Operations Building will soon experience a significant renovation to maintain its status as a high-functioning workplace for coaches and players.

LSU's world-renowned track and field program in 2010 received a new running surface in Bernie Moore Stadium, and extensive renovations to the Maddox Field House in the spring of 2014 give the Tigers a first-class indoor track and field venue. Alleva directed a major renovation to the University Club golf course that was completed in September 2010 and allows the LSU men's and women's golf teams to play on one of the most challenging courses in the country. An overhaul of the LSU soccer facility was completed in the fall of 2011, converting the stadium into fan-friendly venue.

This fall, LSU will open a new gymnastics practice facility and a new tennis complex featuring indoor and outdoor courts. Future plans include the construction of a modern Nutrition Center for Student-Athletes, a facility that will house full-time chefs and nutritionists for all Fighting Tiger competitors.

Alleva is an innovator with bold ideas that benefit all of Greater Baton Rouge. He has been instrumental in the planning of the Bayou Country Superfest, a three-day country music concert and festival held in Tiger Stadium each spring. The event attracts over 100,000 visitors to the LSU campus and makes a tremendous economic impact upon the local community.

Alleva became director of athletics at Duke in 1998 and his impressive tenure there propelled the university into the ranks of America's top all-around collegiate programs. Among his outstanding list of accomplishments includes the greatest 10-year period in Duke Athletics, winning more ACC and NCAA championships than in any other decade in school history.

Alleva, whose hometown is Suffern, N.Y., majored in Finance at Lehigh University and received his bachelor's degree in 1975. While at Lehigh, Alleva was the quarterback of the football team and team captain in 1974. Alleva also played on the Lehigh baseball team. He served as a graduate assistant football coach and earned an MBA in 1976.

While at Duke, Alleva played a key role in Durham's community sports scene. He started Little League Baseball in Durham over 20 years ago, and also began the American Legion baseball program.

He is a member of the North Carolina American Legion Hall of Fame, Suffern High School Hall of Fame and the Rockland County Hall of Fame.

Alleva and his wife, Annie, have three children, J.D., Jeff, and Jenny, one granddaughter and one grandson.



### Verge Ausberry

Senior Associate AD/Operations and Administration

A former LSU football standout, Verge Ausberry joined the athletics administrative staff in August 2001 as the Associate Athletics Director for Operations and was appointed to the position of Senior Associate Athletics Director in May 2006.

Ausberry supervises and is responsible for football operations and football scheduling. He also oversees the LSU men's and women's track and field programs, the equipment staff, the strength and conditioning staff, the Dr. Martin Broussard training room, the video department and football game management.

Ausberry, from New Iberia, La., played inside linebacker for the Tigers, lettering in 1986-89. He was part of two SEC championship teams, playing on teams that went to four bowl games.

Before joining the LSU athletic administration, he was very closely involved in the athletic program, first serving for almost seven years as a member of LSU's highly regarded Academic Center for Athletes.

After leaving the Academic Center, he moved in July 1999 to the Tiger Athletic Foundation staff as part of LSU's fundraising arm.

Ausberry received his Bachelor of Science degree in education in May of 1990, his Master of Education degree in May of 1992 and his specialist in higher education administration in 2004. He is presently a doctoral candidate in higher education administration at LSU. He is married to the former Cheri Morial of New Orleans and they have two boys, Austin and Jaiden.



### Bo Bahnsen

Senior Associate AD/Compliance and Planning

Returning in 2009 to serve the department in the Compliance Office, Bahnsen is once again proving to be a very versatile member of the athletic department.

Before moving back to Compliance, Bahnsen served the previous five years in a valuable role as Associate Athletics Director for Internal Relations, overseeing the ticket office and all customer service

operations.

Prior to December of 2003, Bahnsen's primary responsibility for the previous 14 years was to serve as LSU's NCAA compliance officer.

Bahnsen served as manager of the LSU basketball team as an undergraduate at LSU. In 1982, he became the administrative assistant for the men's basketball team, where he worked for five years.

In July 1987, he became administrative assistant to Athletics Director Joe Dean, overseeing the purchasing office and departmental travel operations until his promotion in 1989. In 1989, he was assigned his primary responsibility as NCAA compliance officer as assistant athletics director, and then was promoted to associate AD in 1996.

Bahnsen has been responsible for overseeing the successful implementation of LSU's Tradition Fund Program, a football-seating plan that requires contributions for the right to purchase approximately 45,000 seats in Tiger Stadium. In 2009, he helped organize the highly successful LSU celebration of the 100th anniversary of the Men's Basketball Program.

A native of Wharton, Texas, Bahnsen attended Wharton County Junior College for two years before transferring to LSU in 1979. He earned his Bachelor of Science degree in physical education.

Bahnsen, 56, is married to the former Karen Mayson, a former LSU golfer and current head coach of the Lady Tigers golf program. The couple has two children, Darren and Devin.



### Mark Ewing

Senior Associate AD/Business

Mark Ewing, a 31-year employee of Louisiana State University, is in his 15th year with the Athletics Department, and serves as the department's Senior Associate Athletics Director for Business and the department's Chief Financial Officer.

His duties as the department's Chief Financial Officer include oversight of the department's over \$109 million budget, management of the athletic business office, oversight of all travel, human resources, and purchasing. He also supervises the Athletic Ticket Office and serves as the liaison for concession operations. He is responsible for the department's financial forecasting and provides the financial information necessary for funding athletic construction and maintenance projects. He also serves as the

department's administrator for men's and women's golf.

Ewing came to athletics from LSU's Office of Budget and Planning. He served as LSU's Budget Director overseeing the development and management of the university operating budget.

Ewing, who is a native of Pointe Coupee Parish, received a bachelor's degree in finance from LSU in 1978 and a master's degree in public administration from LSU in 1995.

Ewing is married to the former Gail Ingram of Morgan City, Louisiana and they have three daughters, Andrea, Arleen and Molly Sue. He also has three granddaughters – Ainsley Grace, Dorothy Claire and Evelyn McLain.



### Ronnie Haliburton

Senior Associate AD/Athletic Facility Management


Ronnie Haliburton, who served as director of facility services in the LSU Athletics Department for three years, was promoted to Associate Athletics Director for Athletic Facility Management in March 2007.

Haliburton came to the athletics department in December of 2003 from LSU's facility maintenance department, where he served as manager for five years. He was responsible for the overall management of custodial operations, special events crews, stock room inventory and equipment repair.

Haliburton played as a tight end for the LSU football team from 1986-89, and was a member of two Southeastern Conference championship teams. He later played for the Denver Broncos for three years.

He first joined LSU in an administrative capacity in 1994 as resident assistant of Broussard Hall, then the school's athletic dormitory, before moving to the weight room as a student assistant strength coach.

Haliburton became a resident manager in 1996 before being named coordinator of residence life later that year. In 1998, he became Manager of Facility Maintenance at LSU.



### Eddie Nuñez

Senior Associate AD/Internal Affairs and Development

Eddie Nuñez joined the Athletics Department in October 2003 as the Director of Game and Event Management and was promoted to Associate Athletics Director for Operations and Project Development in June of 2007 and Senior Associate Athletic Director in 2009. Nuñez has 15 years of experience working in intercollegiate athletics.

As a member of the Senior Management Team, Nuñez's responsibilities include assisting in the oversight of day to day operations of the athletic department and serves as the program administrator for men's basketball and men's and women's tennis. He also supervises the Marketing/ Promotions, Communications and Creative Services departments as well as directs all capital projects for the Athletic Department and Tiger Athletic Foundation. Under his guidance, the athletic department has experienced over \$300 million dollars in renovations and construction of athletic facility projects. Nuñez also serves as the Athletic Department's liaison with LSU Sports Properties and the Tiger Athletic Foundation as well as assists in fundraising/development. During his time at LSU, he has been appointed to represent the department of athletics on various University and community committees.

Nuñez came to LSU after two and half years as the Director of Game and Event Management at Vanderbilt University. At Vanderbilt, along with directing the Game and Event Management department, he also assisted in construction of numerous facilities from the renovation of Memorial Gymnasium and addition of a new Basketball Practice Facility to the construction of their baseball stadium. Prior to that, Nuñez served as men's basketball administrative assistant coach at Marquette University for one year and two years as men's basketball graduate assistant for coach Billy Donovan at the University of Florida.

Nuñez played two seasons on the University of Florida basketball team in 1997 and 1998. He transferred to Florida after playing two years and obtaining a degree from Miami-Dade Community College.

The native of Miami, Fla., received his associate degree in arts and architecture from Miami-Dade Community College in 1995. He earned his bachelor's degree in sports management and master's degree in sports administration from the University of Florida in 1998 and 2000, respectively. He is married to the former Jane Hess and the couple has two daughters, Elizabeth Kendall Nuñez and Anna Caldwell Nuñez.





**Miriam Segar**  
Senior Associate AD/Senior Woman Administrator

Former LSU women's basketball player Miriam Segar has been a part of the athletics administration since June of 1995 and was most recently named Senior Associate AD and the department's Senior Woman Administrator after having served as Associate Athletics Director for Student Services since April 2007. She had served as Assistant Athletics Director since 2004.

As LSU's Senior Woman Administrator, Segar's responsibilities include oversight of the highly successful Tiger Olympic Sports program including 17 men's and women's sports. She also supervises the Tiger baseball program and the LSU cheerleaders.

Segar began her administrative career at LSU as the compliance coordinator where she served for three years. Following that, in 1998, Segar was named the director of the CHAMPS/Life Skills Program where she worked until 2001 when she became the Director of Student Services.

While working with CHAMPS/Life Skills, Segar guided the program to the Division I Athletic Directors Program of Excellence Award in 2001.

Prior to returning to her alma mater, Segar spent one year at the SEC office as the championships assistant and the officiating assistant, assisting in the management of all SEC championships and tournaments and the coordination of women's basketball officials.

Segar, the 2006 Athletic Department Female Alumnus of the Year, was a three-year captain for the Lady Tigers basketball team and received four letters from 1990 to 1994. She earned the 1994 NCAA Post-graduate Scholarship and was a member of the 1994 NCAA All-Academic team.

Segar and her husband Jamie have four children – Grant, Reid, Maggie and Hayes.



**Brian Broussard**  
Associate AD/Ticket Sales and Operations

A 20-year veteran of the Athletics Department, including 16 years as ticket manager, Brian Broussard was promoted to Assistant Athletics Director for Ticket Operations in July 2007 and Associate AD in 2012.

Broussard is responsible for revenue in excess of \$50 million, which includes the management of ticket and parking sales and renewals for all sports, as well as Tradition Fund donations for football, men's basketball

and baseball.

Broussard began at LSU in August 1996 as an assistant ticket manager responsible for men's basketball sales and the day-to-day operations of the ticket office. In March 2000, he was promoted to ticket manager, becoming responsible for the ticketing in all sports.

Prior to joining the LSU staff, Broussard was the ticket manager at Northwestern State in 1996. He worked as a promotions assistant at the University of Miami in 1995 and was the gameday club manager for the New Orleans Saints in 1994.

The Gretna native earned his bachelor's degree in political science from LSU in 1993. He is married to the former Aimee Hodges of Alexandria.



**Emmett David**  
Associate AD/Facility and Project Development

Emmett David joined the LSU Athletics Department in 2012 after serving as Director of the Office of Planning Design and Construction at LSU since June of 1996.

He assists in facility and project development for the Athletic Department including the newly completed South Stadium addition and future projects for such sports as tennis and gymnastics and other

property holding enhancements.

Among his responsibilities for the University was to serve as facility officer for Doctoral I Research Institution consisting of 11.2 million gross square feet with 250 primary buildings. He also was responsible for the 5-year Capital Outlay project planning of some \$484 million, deferred maintenance reporting and funding; and, ADA and Life Safety Code deficiency projects, budgets and tracking of expenditures of some \$200 million. He was responsible for nearly \$800,000 in physical development on campus with projects such as Choppin Annex, Residential College, Business Education Complex, Raphael Semmes Parking Garage and numerous major maintenance, repair and restoration projects.

He also coordinated and implemented master plans for such departments as Parking and Traffic, Athletics, Veterinary Medicine, Student Health Center, Union, University Recreation, South Campus and Residential Life.

David developed long range planning of future projects and the impact of associated displacement and monitored and managed space inventory and he has served as a Staff Senator.

David graduated from LSU with a Bachelor of Architecture in 1982 and his Master of Public Administration in 2006. He is a registered licensed architect by the state of Louisiana.

Emmett and his wife Maurine have two children Chloe and Gabe, who are both residents of Baton Rouge.



**Neal Lamonica**  
Assistant AD/Fiscal Operations

Neal Lamonica, a member of the LSU Athletic Department staff since January 2000, was promoted to Assistant Athletic Director for Fiscal Operations in August 2013.

His primary duties include monitoring the Athletic Department's over \$109 million budget, and assisting coaches and administrators in formulating budgets for future years. He also serves as the liaison to the athletic department's retail sales operations and Tiger Booster Clubs.

Lamonica began his professional career at LSU in 2000 in the athletic department compliance office before moving to the business office in June 2003. He served as Coordinator of Athletic Business until December 2005, when he was named Business Manager.

Lamonica was promoted to Director of Fiscal Operations in November 2009.

Lamonica received a bachelor's degree in mass communications from LSU in 1998, and he earned an LSU master's degree in business administration in 2003.

Lamonica and his wife, Blythe, are the parents of three sons – Davis, Sam Henry and Luke.



**Mathew Shanklin**  
Assistant AD/Marketing

Mathew Shanklin begins his fourth year at LSU serving as the Assistant Athletic Director of Marketing and as the General Business Manager for LSU Sports Properties, the multi-media rights holder for Tiger Athletics. Previously, Shanklin served 20 years as the Associate Athletic Director of Marketing and Licensing at the University of Arkansas.

Shanklin supervises all operations and client services for LSU Sports Properties, while also managing the LSU Marketing efforts. Since joining LSU, he has implemented several new initiatives including the Bengal Brigade Street team and the new Band pre-game presentation for men's basketball.

While at Arkansas, Shanklin was in charge of all department marketing/promotions, corporate sponsorships, advertising sales and coordinated all sales and programming for the football, basketball and baseball video boards. He was instrumental in developing the HogPen, a tailgating area for fans inside Baum Stadium, the Hog Spa hot tub area at Baum Stadium and the RBI Girls. Shanklin was instrumental in establishing the school's first baseball radio network in 1992, one of the nation's largest with more than 25 affiliates statewide as well as creating the first Hispanic radio network for the University of Arkansas. In 1998, Shanklin became the university's licensing coordinator and under his direction, licensing revenues increased every quarter.

Shanklin was assistant marketing director at East Carolina University for a year before going to Arkansas. He had served as an intern at Arkansas for five months before joining the ECU staff.

A 1984 graduate of South Mecklenburg (N.C.) High School in Charlotte, N.C., where he lettered in baseball and soccer, Shanklin earned his degree in communications from North Carolina-Wilmington in 1988.

A graduate of Ohio University's highly respected sports administration program, Shanklin earned a master's degree in that program in the fall of 1989.

An avid golfer, Shanklin married the former Missy Emerson of Jacksonville, Texas, in 2003. She has a daughter, Jordan (19) who attends LSU, and they are also the parents of Barbara Blake (9) and Isabella Grace (7).



**David Taylor**  
Assistant AD/Game and Event Management

David Taylor, who has been a part of LSU's game management team since September 2006, was promoted in August 2014 to Assistant Athletic Director of Game and Event Management. Taylor handles all aspects regarding game management of athletic events while overseeing a staff that helps coordinate all events within the LSU Athletic Department grounds.

Taylor, who started as game management coordinator, was promoted to Assistant Director in 2006 and Associate Director in 2008. He assumed the directorship of Game and Event Management in September 2011.

Prior to that, Taylor served as Assistant Coordinator of Athletic Facilities and Game Operations at Texas State University from 2003 to 2005.

Taylor earned his B.S. degree from Texas-El Paso in 1999 and his Masters in Sports Management in 2003.



the exclusive marketing and multimedia rights partner of **LSU** Athletics

#### TEAM LSU CORPORATE PARTNERS



#### TIGER PARTNERS



FOR MORE INFORMATION REGARDING SPONSORSHIP OPPORTUNITIES WITH LSU ATHLETICS, PLEASE CONTACT:

LSU Sports Properties  
LSU Athletic Administration Building • Baton Rouge, LA 70803



**225.578.8883**





## BE A PART OF THE TRADITION

Results of contributions to Tiger Athletic Foundation appear in the form of new and upgraded facilities. In the Southeastern Conference, keeping pace in this area is of paramount importance and TAF will be there to make certain that every LSU team has the resources necessary to succeed.

**Tiger Athletic Foundation: helping build the future of LSU Athletics.**

Visit [www.LSUTAF.org](http://www.LSUTAF.org) to find out how you can get involved or call **225-578-4823**.



**The Preservation of Tiger Stadium**



**Football Operations Center**



**University Club Golf Course & Golf Practice Facility**



**Tiger Park**



**Alex Box Stadium**



**Basketball Practice Facility**





**Michael Bonnette**  
Senior Associate AD/  
Communications  
Director

Michael Bonnette enters his 16th year as LSU's Communications Director and third as Senior Associate Athletic Director after being promoted to his current position in the fall of 2013. Bonnette held the title of Associate Athletic Director from April of 2007. Bonnette was originally elevated to Sports Information Director in August of 2000 and then promoted to Assistant Athletic Director in July of 2004.

As Communications Director, Bonnette serves as the chief contact for LSU's nationally-ranked football team as well as overseeing all publicity activities for the 21 sports sponsored by the Athletic Department.

The 45-year-old Bonnette, who served as an Associate Sports Information Director for seven years, is in his 22nd year with the LSU Athletic Department.

His 2012 LSU Football media guide was named "Best in the Nation" by CoSIDA, one of several awards he has received from the organization and in the Louisiana Sports Writers Association annual writing contests. His 2014 guide was ranked second in the nation.

The Lake Charles, La., native has been around the sports media relations profession his entire life as he is the son of retired McNeese State Sports Information Director Louis Bonnette, a member of the CoSIDA Hall of Fame. The field at Cowboy Stadium in Lake Charles bears the name Louis Bonnette Field. His brother, Matthew, continued the family tradition at McNeese by being named Sports Information Director in July 2012, following his Dad in the position.

Bonnette, who is a 1993 graduate of LSU, is past president of SIDs for the Southeastern Conference and is currently the vice-president for SIDs for the LSWA. He is married to the former Robin Arnaud of Opelousas, La., and the couple has three sons, Peyton, Grant and Max.



**Bill Franques**  
Senior Associate  
Communications  
Director

Bill Franques works as the LSU baseball program's media relations director, and he serves as managing editor of LSU's football, men's basketball and baseball game programs.

His 2012 LSU football game program was voted best in the nation by College Sports Information Directors of America.

The LSU baseball media guide, written and edited by Franques, has four times been named best in the nation by CoSIDA. His baseball

brochures have finished among the top six in the country in 16 of the past 22 seasons, including his 2012 and 2013 guides, which were voted No. 1 by CoSIDA. His 2015 guide was best in the state by the Louisiana Sports Writers Association.

Franques is the Alex Box Stadium public address announcer and the color analyst on LSU Sports Radio Network broadcasts of baseball road games. In addition, he is the producer and co-host of LSU Tiger Tracks, a weekly television program featuring LSU sports personalities.

Franques also worked from 1997-2000 as the LSU baseball administrative assistant. His duties included coordinating team travel, organizing fundraising events and booster club meetings, and overseeing office operations.

Franques received a Bachelor of Arts degree from LSU in 1985. The Lafayette, La., native is married to the former Yvette Lemoine of Bunkie, La., and they have three children – William Paul Jr., Benjamin Lewis and Madeline Lemoine.



**Kent Lowe**  
Senior Associate  
Communications  
Director

A member of the LSU Sports Information staff since August 1988 and beginning his 28th athletic year at LSU, Kent Lowe was appointed senior associate SID in August 2000. He serves as the primary media contact for the LSU men's basketball team and women's golf team.

He has also for the past 22 years written an award-winning bowling column for The (Baton Rouge) Advocate.

Lowe, 57, came to LSU from Louisiana Downs where he served as publicity director for the Bossier City, La., racetrack.

Lowe is a member of CoSIDA, which voted his 2010 men's basketball media guide "Best in the Nation," his 2012 men's basketball guide third in the nation and 2015 men's guide second. He is a member of CoSIDA's prestigious Academic All-America committee as well.

Lowe is also a past president and current treasurer of the Louisiana Sports Writers Association.

The Shreveport native is heavily involved with the Louisiana Sports Hall of Fame and for the past 13 years has produced the regionally-televised induction ceremonies.

Lowe is a 1979 graduate from LSU-Shreveport. He earned his masters' degree at LSU in 1982.



**Jennifer Rodrigues**  
Senior Associate  
Communications  
Director

Jennifer Rodrigues is in her first year with the LSU Athletic Communications staff. She joined the department as a senior associate of communications in late November after three months as the director of strategic projects in the Division of Strategic Communications on campus. Rodrigues, who has more than 20 years of experience in sports information, is returning to the profession after a three-year hiatus from athletics.

A native of Slidell, La., Rodrigues came to LSU after a 17-year stint in Memphis, Tenn. She served in multiple capacities during her 16-year career at the University of Memphis, including as the assistant athletic director for media relations and as a marketing manager in the Division of Communications, Public Relations and Marketing. She spent seven months as an account executive at inferno, an advertising agency in Memphis, prior to her appointment at LSU.

Rodrigues worked with the U of M Athletic Department's media relations office from 1998-2012. She was named Director of Athletic Media Relations at the start of the 2004 football season, and was promoted to Assistant Athletic Director for Media Relations in spring 2010. She was responsible for the publicity and promotion of the U of M football team, as well as overseeing the Athletics Media Relations Office. In 2005, she spearheaded a highly-publicized Heisman Trophy campaign for the U of M's star running back DeAngelo Williams.

In May 2012, Rodrigues was hired as a marketing manager in the Division of Communications, Public Relations and Marketing, serving as the project manager for all marketing collateral of assigned clients within the internal creative team and also with the university's external ad agency. Her clients included seven of the largest and highest-profile departments on campus, including Athletics, Alumni, and Student Affairs.

Rodrigues received her bachelor's degree in journalism at UL-Lafayette in 1995. While at ULL, she was a student assistant in the sports information office from 1991 to 1995, handling the media relations and daily publicity for volleyball and the nationally-ranked softball team.

Following graduation from ULL, Rodrigues joined the staff at Northern Arizona University as assistant sports information director for women's athletics. She also served as interim SID at NAU and handled men's basketball and football. From NAU she went to Mississippi State University, where for two years she was assistant media relations director, before joining the staff and beginning a longtime career at the University of Memphis.

She and her husband, Mike, have a daughter, Ally.





**Will Stafford**  
**Associate**  
**Communications**  
**Director**

Will Stafford enters his eighth year as a member of the LSU Communications staff as he serves as associate director in charge of the national champion men's and women's track and field programs, as well as the men's golf and women's soccer programs.

Stafford is a native of Franklinton, La., and a 2006 graduate of LSU's Manship School of Mass Communication with a Bachelor of Arts degree in journalism.

Prior to receiving a full-time position at LSU, Stafford served as a graduate assistant with the sports information staff for two years while completing a master's degree in sport management in the summer of 2008. In addition, he served as a student assistant at LSU for four years from 2003-06.

Stafford's media guides have been judged in the top five in the country on nine occasions by the College Sports Information Directors of America. This includes the fifth-ranked men's track and field guide in 2007; the third-ranked men's golf, fourth-ranked women's soccer and fourth-ranked women's track and field guides in 2008; the second-ranked men's golf and third-ranked women's track and field guides in 2009; the second-ranked track and field guide in 2011; and the second-ranked men's golf and third-ranked track and field guide in 2012.

In addition, four of Stafford's media guides have received the "Best Cover" honor as the nation's top design, including track and field in 2007, 2009 and 2011, and men's golf in 2009.

In June 2014, Stafford was announced as the recipient of the inaugural Excellence in Communications Award presented annually by the U.S. Track & Field and Cross Country Coaches Association. The USTFCCA announced his selection leading up to the 2014 NCAA Division I Outdoor Track & Field Championships held in Eugene, Oregon.

He and his wife, the former Claire Adams of Baton Rouge, were married on July 24, 2010, in Lake Junaluska, North Carolina, and have one son, Liam Stafford (2).



**Jake Terry**  
**Associate**  
**Communications**  
**Director**

Jake Terry begins his sixth year as Associate SID where he handles all publicity for the LSU gymnastics team and

functions as the No. 2 contact for the football team.

Terry earned his master's degree in sport

management at LSU in 2010 after receiving a Bachelor of Arts degree in broadcast journalism from LSU's Manship School of Mass Communication in 2008.

Prior to receiving a full-time position, Terry served as a graduate assistant for two years at LSU when he handled responsibilities for gymnastics and assisted with football. During his time as a student, he worked as an SID for women's tennis and also served briefly as interim SID for softball, volleyball and women's basketball.

Terry, 29, is a Baton Rouge native and is married to the former Allison Stuckey.



**Clyde Verdin**  
**Associate**  
**Communications**  
**Director**

Clyde Verdin is in his second season as an associate director at LSU, serving as the primary contact for softball and

volleyball, while also acting as the department's liaison to the Cox Communications Academic Center for Student-Athletes and the department's community service efforts.

Prior to joining the staff, Verdin, 31, worked for over two years as the director of media relations at his alma mater Nicholls State University in Thibodaux, La., where he oversaw the media relations efforts for all 13 of the university's Division I sports.

After receiving his Bachelor of Arts in broadcast journalism from Nicholls in 2008, Verdin went on to complete internships at the University of Missouri and with the New Orleans Pelicans of the NBA.

A native of Morgan City, La., Verdin is married to the former Stephanie Detillier of Raceland, La.



**Steve Franz**  
**Staff Photographer**

Steve Franz, LSU's staff photographer, joined the LSU Athletics Department in July of 1998 after being around the Tiger sports scene for years.

Prior to joining LSU Athletics, the New Orleans native served as photographer for the independent *Tiger Rag* magazine for five years. Franz was also a photographer for United Press International covering some of the area's major political events, Presidential visits, the New Orleans Saints and the NCAA men's and women's Final Fours in New Orleans.

Franz, 44, has had his pictures published in several national magazines, including *Sports Illustrated* and *The Sporting News*. He is a 1993 graduate of LSU.



**Chris Parent**  
**Photography**  
**Assistant**

Chris Parent moved into a full-time role as a photography assistant in August 2015, following a seven-year stint as a student photographer for the Athletic Department.

In addition to shooting athletic events, Parent coordinates efforts between the sports information and creative services staffs in order to develop photography assets for various promotional pieces including media guides, posters and game programs.

A 2015 graduate of LSU, Parent has had several of his photos published in *Athlon Magazine*, *Sports Illustrated*, and the *Baton Rouge Advocate*, to name a few. As a freelance photographer, he has also produced 360 tours for music festivals, schools and other commercial clients.

A native of New Orleans, Parent also assists in training student photographers at events and photo shoots.



**Hannah Brinks**  
**Graphic Design**  
**Coordinator**

Hannah Brinks is in her fourth year as a graphic design coordinator for the LSU Athletics Publications Office. Her responsibilities include the design and

production of print and digital communications for the Athletic Department.

Prior to coming to LSU, Brinks, 26, was a graphic designer with Crimson Tide Productions at the University of Alabama, where she designed in both print and digital formats for the gymnastics, women's golf, softball, and women's basketball programs.

She earned her BFA cum laude in digital media/graphic design from the University of Alabama, and was a record-setting member of the Crimson Tide Swimming and Diving team, competing at SEC Championships, NAAs, US Open, US Nationals, World Championship Trials and Olympic Trials.

The former Hannah Brinks, she married Luke Boutwell this past June.



**Pam LeBlanc**  
**Administrative**  
**Assistant**

**Student Assistants**

**Sports Communications** - Brandon Berrio, Taylor Brown, Alissa Cavaretta, Sara Ducote, Ellen Farmer, Fraser McAlpine, Preston Guy, Ali Hebert

**Publications** - Mallory Bourgeois, Elizabeth McCulla, Tristan Francis

## MEDIA CREDENTIALS

All requests for working press, photo and broadcast credentials for LSU home women's basketball games should be made online at [www.LSUsports.net/media](http://www.LSUsports.net/media) by filling out the form for credentials. Single-game credentials must be requested no later than NOON the day before the game.

All credentials which cannot be mailed are left at the will-call media table inside the Northeast Corridor entrance of the Maravich Center.

News media covering the Lady Tigers on a regular basis will be issued a season parking pass. Other parking passes will be handled on a game-by-game basis. The press parking lots will be in Lot H on North Stadium Drive next to the Broussard Training Room.

Requests are honored from sports editors of daily newspapers and sports directors of television and radio stations. Requests from individuals not employed by a media outlet will not be considered. Spouses, dates, non-workers and children are not permitted in the working press area. LSU reserves the right to refuse any credential request deemed not to be in the best interest of the University.

## MEDIA INFORMATION

The 2015-16 LSU Women's Basketball Media Guide is a source of information for the news media. Additional information is available upon request from the LSU Sports Information Office.

News releases, photographs, digital images and video will be made available to accredited members of the media.

The LSU Sports Information Office is located on the fifth floor of the Athletic Administration Building.

### MAILING ADDRESS

LSU Sports Information  
Athletic Administration Building  
Baton Rouge, LA 70803  
Phone: (225) 578-8226

### OVERNIGHT MAIL ADDRESS

LSU Sports Information, Room 501  
Athletic Administration Building  
North Stadium Dr. at Nicholson Dr.  
Baton Rouge, LA 70894

## PRESS WORK AREA

The press room is located in the Northeast Corridor of the Maravich Center. Three telephones are available on a first-come, first-serve basis. Please notify a member of the Sports Information staff for use of a phone.

## POST GAME INTERVIEWS

Post game interviews, including coaches and players from both teams, will be held in the Interview Room approximately 10 minutes following the game.

The Interview Room is located in the LSU Basketball Practice Facility.

## GAME INFORMATION

Game information will be provided on press row. Statistics will be distributed at the end of each quarter and complete books will be available approximately 15 minutes after the game.

LSU also provides real time statistics through its



touch-screen stat iPads and live stats are also available through [www.LSU.StatBroadcast.com](http://www.LSU.StatBroadcast.com)

Courtesy phone lines and ISDN lines are installed on press row for visiting radio broadcasts for Southeastern Conference teams.

Other teams wishing to broadcast a game must contact Jim Hawthorne of the LSU Sports Radio Network at (225) 578-1882.

## PHOTOGRAPHERS

LSU will follow NCAA and SEC rules regarding media representatives photographing the game. Photographers are limited to the designated space along the end line of the playing court.

No credentials will be issued to freelance photographers, cutline writers, and equipment carriers. Photographers will not be permitted to shoot from the sidelines. All photographers must remain seated on the floor in areas directly in front of fans on the baseline. Videotaping from a kneeling position will not be permitted.

Photo positions may be assigned by the LSU Sports Information Office prior to selected games. Please see the credential and access guidelines for more information.

## TV RIGHTS, SATELLITE TRUCKS

The right to televise LSU women's basketball games is solely that of the University and the Southeastern Conference. Permission to televise the game must be granted by the Athletic Director's Office at LSU and the Commissioner's Office of the Southeastern Conference.

Telecasting entities should contact Coordinator of Electronic Media Kevin Wagner at (225) 578-1797 for information regarding setup. Sound microphone technicians will sit at press row, when seats are available or at a designated spot in front of press row that does not block any sold advertising panels. There is no mid-court break for television.

Any outlet using a satellite truck must request satellite truck parking and must have the truck in place at least two hours prior to tipoff. All production and uplink trucks should contact Dreyfus Milstead, Operations Manager of the Maravich Center, (225) 578-8205, regarding arrival time and setup logistics.

## WIRELESS INTERNET ACCESS

Wireless internet access is available in the press room and on press row of the Maravich Center.

For information on how to access please ask

LSU Basketball SID Jennifer Rodrigues. Wireless information sheets will be provided prior to every home game.

## COVERING PRACTICES

Please contact Jennifer Rodrigues at (225) 578-1869 or [jrodrigues@lsu.edu](mailto:jrodrigues@lsu.edu) at least 24 hours prior to practice if you wish to attend any of LSU's practices.

Most of LSU's practices are open to the media. Interviews with Coach Fargas and the student-athletes will be conducted before practice.

## INTERNET AUDIO/VIDEO

During the upcoming season, LSU stays on the cutting edge of Internet technology with live and on-demand streaming video of selected games in the new and improved LSUsports.net Geaux Zone.

Premium members of the Geaux Zone have access to these exclusive broadcasts, as well as the weekly one-hour radio show, "The Nikki Fargas Show presented by Capital One Bank," and "Inside Lady Tigers Basketball with Nikki Fargas."

Visit [www.LSUsports.net](http://www.LSUsports.net) to join the Geaux Zone today. On LSUsports.net, Tiger fans from around the world will find the most up-to-the-minute information on LSU women's basketball and all 21 varsity sports.

### Other Features Include:

- Real-time stats updates during sporting events
- Rosters, schedules, stats and more
- Updated promotional schedules

## SEC MEDIA INFORMATION

Tammy Wilson is the women's basketball media director for the Southeastern Conference. Any questions regarding SEC women's basketball should be directed to her at (205) 458-3010 or via email at [twilson@sec.org](mailto:twilson@sec.org).

- Player of the Week: The SEC will name a Player of the Week and a Freshman of the Week throughout the season. Each week's selection will be selected on Tuesday morning for Tuesday afternoon publication.
- SEC Website: The new and improved SEC website ([www.secsports.com](http://www.secsports.com)) can be accessed 24 hours a day. Current league standings, statistics, notes, and other information regarding women's basketball are available.





## CREDENTIAL AND ACCESS GUIDELINES

LSU's goal is to disseminate information as widely, uniformly and fairly as possible using normally accepted media standards.

Media must meet the following guidelines in order to be granted credentials. Only media that meet the criteria will be considered for access to LSU athletic events.

The number of credentials issued is limited by available resources. Due to space and facility restrictions, access, seat assignments on press row as well as sideline photography will be made on a space available basis. In some situations, pool reporting may be necessary.

## PRINT

- Daily newspapers are eligible to apply for credentials and access to media opportunities. The granting and number of credentials will be based on newspaper's circulation on a space available basis.
- Weekly newspapers must be members of the Louisiana Press Association and those sports writers must be members of the Louisiana Sports Writers Association to request credentials. Weekly newspapers based on requests will be limited to non-conference games if space exists.
- Specialty publications that cover college basketball or sports in the host site of the two participating schools are eligible to be granted on a space available basis.
- Student newspapers from the city of the two teams are able to apply for credentials on the basis of a maximum of two press box seats for dailies and one press box seat for weeklies.

## TELEVISION

- Television stations that have nightly news broadcasts that originate in the locale of the station that includes sports coverage are eligible to apply for credentials. All other stations will be filled on a space available basis.
- Student television stations from the two participating schools are eligible to apply on a space available basis.

## RADIO

- National and regional networks are eligible to apply for credentials.
- Radio stations that employ a full-time sports director or regularly air sports news or locally-produced talk shows are eligible to apply for credentials. No talk show may have more than one credential and the maximum credentials a station may receive for a game, based on space availability, is two.

## INTERNET

- Internet sites of the home and visiting school (as determined by the media relations director) are eligible to apply for credentials.
- LSU's policy is to issue credentials only to those organizations whose primary purpose is gathering news and disseminating it and for which other commercial activities are ancillary.
- Other internet sites must meet each of the following guidelines in addition to meeting the above criteria to be eligible to apply for credentials and access as determined on a space available basis.
- Website must be a legal, corporate entity.
- Website must provide daily coverage of LSU or the visiting team with its own full-time staff of reporters, photographers and equipment.
- Website must travel to and cover a majority of away games and all major post-season events.

- Website must be accredited by the home university as working media.
- Websites that sponsor message boards, message centers or chat rooms as their primary function where people are allowed to post anonymous information will not be issued credentials.
- The maximum number of credentials that a website may receive is two based on space availability and the discretion of the media relations director.

## INTERNET REAL-TIME POLICY

By acceptance and use of an LSU media credential, the holder agrees to the following conditions as established by LSU and the Southeastern Conference:

- The SEC and its member institutions grant a media organization a limited license to use certain gathered information on the media organization's own Internet or online site beginning at the start of an athletic event and up to the conclusion of such event, all subject to the following limitations and conditions:
- No more than 10 still photographs may be used for news coverage of the game and other editorial purposes. Such still photographs must be used on a time-delayed basis, that is at least (5) minutes after the happening of the event depicted by the still photograph.
- It is agreed that video is NOT to be used on an Internet or online site (except that video may be shown as part of a single online "simulcast" of a television station's regularly scheduled news program).
- While a game is in progress, the use of textual statistical information is time-delayed and limited in amount (e.g. updates pertaining to score, injuries and national, conference or institutional record-breaking performances, a condensed half-time story) so that an organization's Internet or online game coverage does not undercut the authorized and rights-paying fee organization's rights to play-by-play accounts of the game and/or exclusivity as to such rights.
- Should any of these conditions be breached, LSU and/or the SEC will issue a written warning for the first violation. If this violation occurs during the last game of the institutions' regularly-scheduled season, the media organization may not be credentialed for the SEC Basketball Tournament. A second violation of this policy will result in revocation of credentials to cover future basketball games hosted by the SEC and/or its member institutions.

## UNAUTHORIZED USE OF CREDENTIALS

Press credentials will be issued to working press only. Press credentials are not transferable and use by anyone other than members of the working media is unauthorized. Press credentials used in an unauthorized manner will be revoked immediately. News organizations allowing unauthorized individuals to use credentials will have their credentials revoked for the remainder of the year.

All press credentials remain the property of the LSU Athletics Department and must be returned on request.



## THE NIKKI FARGAS SHOW

The Nikki Fargas Show presented by Capital One Bank will run on the LSU Sports Radio Network live from TJ Ribs on Acadian Thruway on Tuesdays from 7-8 p.m.

The first show begins on Tuesday, Nov. 24 and continues throughout the season. It can be heard on WBRP-FM 107.3 in the Baton Rouge area and in the Geaux Zone on [www.LSUports.net/live](http://www.LSUports.net/live).

Patrick Wright will serve as the host of the women's basketball coaches show for the 17th straight year.



Fans have the opportunity to attend the show in person and meet Coach Fargas

at TJ Ribs each week. Live call-in and audience questions will be taken during the show. Fans can also submit questions to Coach Fargas through the LSU women's basketball Facebook page at [www.Facebook.com/LSUwbkb](http://www.Facebook.com/LSUwbkb).

### The show schedule is as follows:

Show #1: Tuesday, Nov. 24, 2015  
 Show #2: Tuesday, Dec. 1, 2015  
 Show #3: Tuesday, Dec. 8, 2015  
 Show #4: Tuesday, Dec. 15, 2015  
 Show #5: Tuesday, Dec. 22, 2015  
 Show #6: Tuesday, Dec. 29, 2015  
 Show #7: Tuesday, Jan. 5, 2016  
 Show #8: Tuesday, Jan. 12, 2016  
 Show #9: Tuesday, Jan. 19, 2016  
 Show #10: Tuesday, Jan. 26, 2016  
 Show #11: Tuesday, Feb. 2, 2016  
 Show #12: Tuesday, Feb. 9, 2016  
 Show #13: Tuesday, Feb. 16, 2016  
 Show #14: Tuesday, Feb. 23, 2016



## 2015-16 NETWORK AFFILIATES

CITY	CALL LETTERS	FREQUENCY
Baton Rouge - Flagship	WBRP-FM	107.3
Alexandria	KDBS-AM	1410
Bogalusa	WBOX-FM	92.9
Ferriday	KFNV-FM	107.1
Houma	KJIN-AM	1490
Jena	KJNA-FM	102.7
Lafayette/Opelousas	KLWB-FM	103.7
Lake Charles	KXZZ-AM	1580
Leesville	KJAE-FM	93.5
Monroe	KMLB-AM	540
Morgan City	KFRA-AM	1390
New Orleans	WWWL-AM	1350
Ruston	KRUS-AM	1490
Shreveport	KWKH-AM	1130
Tallulah	KTJZ-FM	97.5
Tylertown, Miss.	WFCG-FM	107.3
Ville Platte	KVPI-AM	1050
SiriusXM Satellite	TBD	199, 200, 201

Network Affiliates are subject to change.

Visit [www.LSUports.net/radioaffiliates](http://www.LSUports.net/radioaffiliates)

• All women's basketball games will be carried on WBRP-FM in Baton Rouge. All other affiliates will be carrying a minimum of five (5) games in which they will select.



## THE GEAX ZONE

The Geaux Zone, a subscription-based online service on [LSUports.net](http://LSUports.net), provides on-demand HD video and audio archives of all women's basketball home games.

All LSU women's basketball games feature live audio broadcasts to members of the Geaux Zone.

The Nikki Fargas Radio and Television Shows are also archived in the Geaux Zone on a weekly basis.

Live streaming video is subject to blackout in certain markets when also televised by Cox Sports Television.



## SIRIUS XM SATELLITE RADIO

SiriusXM Satellite Radio will broadcast LSU football, basketball and other sports to SiriusXM subscribers nationwide and will also provide complete coverage of SEC championships.



## RADIO NETWORK HISTORY

The LSU Sports Radio Network, in its 28th year, is one of the most diverse and progressive college radio networks in the country, utilizing an in-house radio studio to originate over 200 live events in football, men's and women's basketball, baseball and softball.

The Eagle 98.1 is the home of baseball, while New Country 100.7 FM The Tiger is the home of LSU men's basketball. WBRP-FM (107.3 FM) serves as the flagship station for women's basketball with WNXX-FM (104.5/104.9) as the home of softball.

In addition to live events, network programming also includes a weekly live coach's show for football, men's and women's basketball and baseball.



**Jim Hawthorne**  
Director of Broadcasting

Jim Hawthorne begins his 36th year as the "Voice of the Tigers" and the Anacoco, La., native, has established himself as one of the top play-by-play men in all of collegiate athletics.

A veteran of calling the action for more than 50 years, Hawthorne also handles

men's basketball and baseball broadcasts on the LSU Sports Radio Network. He has been at the microphone for both the 2003 and 2007 BCS National Championship games that LSU won. He also called LSU's six national titles in baseball and three Final Four appearances in men's basketball.

As LSU's Director of Broadcasting, Hawthorne is responsible for the broadcast content, personnel and equipment for all network broadcasts on one of the most powerful collegiate radio networks in the nation.

In addition, he hosts the weekly one-hour live call-in radio shows with the football and baseball head coaches, as well as serving as the host for "Inside LSU Baseball."

Hawthorne has done play-by-play from the high school to the professional levels, including Northwestern State, Centenary College, Texas League Baseball and World Football League broadcasts. Hawthorne is married to the former Juanita Carol Thomason, also of Anacoco, and has a son, Joseph William, two daughters, Jaime Lynn and Amanda Ruth, two granddaughters, two grandsons and one great granddaughter.



**Patrick Wright**  
Women's Basketball Play-by-Play Announcer

Patrick Wright begins his 26th season as the "Voice of the Lady Tigers" on the LSU Sports Radio Network. Wright, considered one of the top play-by-play broadcasters of women's games, is also in his 20th year of calling softball games

for LSU. In addition, he serves as statistician and locker room producer for all LSU football broadcasts on the network.

Wright is the host for the weekly Nikki Fargas Show Presented by Capital One Bank and, he also serves as the Voice of the Golden Band from Tigerland on Saturday's in Tiger Stadium.

During Wright's career behind the mike for LSU, the Baton Rouge native has called five NCAA Women's Final Four and three College Softball World Series, including the team's run to Oklahoma City in the summer of 2012.

Wright earned a bachelor's degree in broadcast journalism from LSU in 1992 and a master's degree in math education in 1995. He currently teaches math at the Dunham School in Baton Rouge.





### Inside Lady Tigers Basketball

Inside Lady Tigers Basketball, Nikki Fargas' 30-minute weekly television show, makes its season debut during the first week of January 2016.

The show is hosted by Garrett Walvoord and features game highlights and commentary from Fargas. It will also showcase players and different aspects of the program throughout the season. A listing of affiliates and times are below:

#### 2015-16 LSU SPORTS TELEVISION NETWORK AFFILIATES

Baton Rouge	WBRT (Ch. 19)	Tuesday at 10:00 p.m. and Midnight
Baton Rouge	Cox Channel 4	Tuesday at 10:00 p.m.
Alexandria	KLAX-TV (Ch. 31)	Sunday at 10:30 p.m.
Monroe	KARD-TV (Ch. 14)	Wednesday at 4:30 a.m.
Statewide/Regional	Cox Sports TV (CST)	Wednesday at 5:00 pm.

Network affiliates are subject to change • Visit [LSUsports.net/tvaffiliates](http://LSUsports.net/tvaffiliates) for more information.



## VIDEO PRODUCTIONS



### David Landry

#### Director of Media Productions

David Landry begins his ninth season since returning to the Television Department in 2006.

The Baton Rouge native spent 12 years in television production in the Baton Rouge area after serving as a full-time television producer for LSU Athletics from 1990-94. He was also involved in LSU Athletics television production from 1988-90 during his time as a student at the University.

Landry graduated from LSU in 1990 with a bachelor's degree in broadcast journalism. He is married to the former Kim Segura of Baton Rouge and has two sons, Patrick and John.



### Lee Scioneaux

#### Production Manager

Lee Scioneaux starts his second year working with LSU Sports Productions, bringing his 25 years of experience in video production and marketing.

Scioneaux started his career in 1991 working at a Baton Rouge based video production facility and then in 1998 co-founded and operated his own production operation.

In 2008, Scioneaux joined the corporate world as a marketing director focusing on online media & production.

A native of LaPlace, and a 1990 graduate in broadcast journalism at LSU, Scioneaux married the former Michele Doming of Litcher and they have three children - Seth, Gabe, and Marie.



### Andrew Franzella

#### Video Production Specialist

Andrew Franzella begins his second season with the LSU Athletics Television Department in 2015-16, but his first as a full-time staff member. He serves as a production specialist in LSU Sports Productions.

The Mandeville, La., native spent four years working part-time in television production before joining the LSU Athletics Television Department as an intern in 2014.

Franzella graduated from LSU in 2014 with a bachelor's degree in mass communications. He is married to the former Lauren Melancon of Madisonville, La.



Victor Howell (left) and Lyn Rollins (right) call LSU women's basketball games live for the SEC Network Plus package produced by the LSU Television Department.

## SEC NETWORK HAS SUCCESSFUL DEBUT

On August 14, 2014, SEC Network launched in 62 million homes nationwide. On that day, SEC Network became the most successful new channel launch in cable history and it hasn't stopped going since. Currently boasting 70 million subscribers, the network produced 1,500 events surrounded by 1,400 hours of original programming in its debut year.



Prior to launch, SEC Network committed to airing a total of 1,000 events annually - comprised of both television and school-produced digital events. By April, the multiplatform network had reached 1,000 digital events alone, doubling the expectations for SEC Network Plus.

All 14 schools have at least one control room, fibered sports facilities and a bureau cam room. The network utilizes more than 23,000 feet of fiber - nearly the circumference of the world - to connect the schools to SEC Network headquarters in Charlotte, N.C.

The 2014-15 season marked the first of a 20-year agreement between the SEC and ESPN to create and operate the SEC Network, which carries SEC content 24/7/365. Programming on the SEC Network also includes in-depth commentary and analysis, in-studio shows, daily news and information, as well as original content such as SEC Storied, SEC Now and more.

The wall-to-wall women's basketball coverage has every SEC game televised on the SEC Network, SEC Network Plus, ESPN, ESPN2, ESPNU or FSN.

SEC Network Plus games are exclusively available online at [www.SECNetwork.com](http://www.SECNetwork.com) and via [www.WatchESPN.com](http://www.WatchESPN.com) - the events also can be streamed live on computer, tablets and phones.



In 2014, the LSU Athletic Department completely gutted a television production control room that had been operating for videoboard production since 1999, refitted it with brand new state-of-the-art HD production equipment, and built two multi-million dollar control rooms in its place. The facility is capable of producing two simultaneous events for SECNetwork+ productions as well as for videoboard productions.

Kevin Wagner, Assistant Athletic Director for Network Television Operations, oversees a crew of two full-time and 16 professional freelance workers to produce live television events for SECNetwork+. LSU's television network can facilitate live productions for football, men's and women's basketball, gymnastics, volleyball, soccer, softball and baseball.

The crew produces approximately 70 live television events for SECNetwork+, and live productions can be accessed online on smart TVs, and on digital devices (computers, laptops, smart phones) through the WatchESPN app or at [WatchESPN.com](http://WatchESPN.com).



### Kevin Wagner

#### Assistant Athletic Director/Television Operations

In April, 2014, Kevin Wagner was promoted to Assistant Athletic Director, Television Operations, and Wagner oversees the LSU Athletic Department's responsibilities for the SEC Television Network.

Included in those responsibilities is the production of all live digital sports events originating at LSU for ESPN3 and the SEC Network. Wagner also oversees and coordinates all other television production projects for the LSU Athletic Department.

For the past 26 years, Wagner served as the Executive Producer/Director for LSU's four major coaches' television shows (Inside LSU Football, Inside LSU Basketball, Inside LSU Baseball, and Inside Lady Tigers Basketball), and he coordinated video production for LSU's video scoreboards in Tiger Stadium, the Pete Maravich Assembly Center and Alex Box Stadium.

Wagner, 59, joined LSU's Television department as Assistant Coordinator in August of 1989, and was promoted to Coordinator of Electronic Media/Television in July of 1994.

A 1980 graduate of LSU in broadcast journalism, Wagner was a four-year Tiger letterman in diving (1975-79), earning All-Southeastern Conference honors in 1979 on the three-meter springboard.

A native of Houston with 36 years of television production experience, Wagner and his wife Karen have two daughters - Allyson and Jennifer - and six grandchildren: Kaleigh, Randy, Conner, Tanner, Carson, and Kyndal.



### John Schiebe

#### Assistant Director/Television Operations

John Schiebe begins his 22nd season in the LSU Athletics Television Department. He came to LSU in August of 1994 from the University of Mississippi where he served as post-production supervisor in the Teleproductions Center.

Schiebe served as a production assistant in Educational Television Services at Oklahoma State from 1984-87 before becoming a producer/director in Agricultural Communications at OSU from 1987-93 when he joined Ole Miss.

A 1986 graduate of Oklahoma State, he was born in Minneapolis, Minnesota and attended high school in Oxford, Mississippi.

Schiebe, who has been instrumental in videoboard direction in past years, added a new role assisting with the athletic department's association with the SEC Network.

Schiebe is married to the former Mollie Clements of Memphis, Tenn., and they have two children, Tom and Pat.






New for 2016

# LSU SPORTS MOBILE APPS

The Official iPad, iPhone and Android Apps of LSU Athletics

PRESENTED BY



**Official news, schedules, scores, rosters and live stats.**

Upgrade to LSU Sports Mobile+ to get video highlights and live audio broadcasts\*

*\*live audio available with Geaux Zone membership*

**LSUsports.net**



[www.LSUsports.net/apps](http://www.LSUsports.net/apps)



**LSUsports.net/connect**

Connect like never before to your favorite LSU Athletics teams, coaches and departments online and on your smartphone. LSU Athletics' complete Social Media Directory including Facebook pages, twitter accounts and Instagram are online at [LSUsports.net/fancage](http://LSUsports.net/fancage).

## Teams

LSU Baseball	@LSUBaseball
LSU Men's Basketball	@LSUBasketball
LSU Women's Basketball	@LSUwbkb
LSU Beach Volleyball	@LSUbeachVB
LSU Football	@LSUFball
LSU Men's Golf	@LSUMensGolf
LSU Women's Golf	@LSUWomensGolf
LSU Gymnastics	@LSUGym
LSU Soccer	@LSUSoccer
LSU Softball	@LSUSoftball
LSU Swimming & Diving	@LSUSwimDive
LSU Men's Tennis	@LSUTennis
LSU Women's Tennis	@LSUwten
LSU Track & Field	@LSUTrackField
LSU Volleyball	@LSUVolleyball

## Coaches

Les Miles (FB)	@LSUCoachMiles
Tony Ball (FB)	@LSUCoachBall
Cam Cameron (FB)	@LSUCoachCam
Steve Ensminger (FB)	@SteveEnsminger
Jeff Grimes (FB)	@CoachGrimey
Bradley Dale Peveto (FB)	@CoachPeveto
Ed Orgeron (FB)	@Coach_EdOrgeron
Corey Raymond (FB)	@LSUCoachRaymond
Kevin Steele (FB)	@LSU_CoachSteele
Frank Wilson (FB)	@LSUCoachWilson
Will Davis (BSB)	@willd52
Nolan Cain (BSB)	@ncain39
Johnny Jones (MBB)	@LSUCoachJones
Charlie Leonard (MBB)	@LSUCoachL
Al Pinkins (MBB)	@APinkins
Nikki Caldwell (WBB)	@NikkiCaldwell
Tasha Butts (WBB)	@TashaButts
Tony Perotti (WBB)	@TonyPerotti

Russell Brock (BVB)	@RussLSUsand
Garrett Runion (MG)	@GRUN1
Karen Bahnsen (WG)	@kbahnsen
Alexis Rather (WG)	@Alexis_Rather
Jay Clark (GYM)	@jayclark886
Brian Lee (SOC)	@LSUBrianLee
Beth Torina (SB)	@BethTorina
Howard Dobson (SB)	@HWDobson
Quinlan Duhon (SB)	@LSUQuinlanDuhon
Lindsay Leftwich (SB)	@LLefty18
Dave Geyer (SD)	@LSUCoachGeyer
Jeana Kempe (SD)	@jfooch11
Chase Kreidler (SD)	@ChaseKreidler
Steve Mellor (SD)	@StevMello
Jeff Brown (MT)	@LSUCoachJBrown
Danny Bryan (MT)	@LSUDannyBryan
Julia S. Sell (WT)	@LSUJuliaSell
Dennis Shaver (TF)	@LSUCoachShaver
Bennie Brazell (TF)	@LSUCoachBrazell
Todd Lane (TF)	@LSUToddLane
Debbie Parris-Thymes (TF)	@LSUCoachDebbie
Khadevis Robinson (TF/XC)	@khadevis
Derrek Yush (TF)	@LSUCoachYush
Fran Flory (VB)	@LSUCoachFran
Jill Lytle Wilson (VB)	@JillLSUVB
Ethan Pheister (VB)	@Epheister

## Departments

LSUsports.net	@LSUsports
LSUpix.net	@LSUpix
LSUsports.net Geaux Zone Feed	@LSUGeauxZone
LSUsports.net News Feed	@LSUSportsNews
LSU Academic Center	@LSUAcademicCtr
LSU Athletic Training	@LSUAthTraining
LSU Cheerleading	@LSUCheer
LSU Compliance	@LSUCompliance

LSU Event Management	@LSUEM
LSU Final Score	@LSUfinalscore
LSU Football Equipment	@LSUFBEquipment
LSU Football Video	@LSU_FB_Video
LSU Publications	@LSUPublications
LSU Roar Corps	@LSUroarcorps
LSU Sports Properties	@LSUSP
LSU Sports Nutrition	@HealthyTigerLSU
LSU Ticket Office	@LSUtx
LSU Tiger Girls	@LSUTigerGirls
Mike The Tiger	@LSUMikeTiger
Mike's Kids Club	@LSUMKC
National L Club	@LSULclub
Tiger Athletic Foundation	@LSUTAF
Tiger Stadium	@LSUTigerStadium

## University

Official University	@LSU
President F. King Alexander	@LSUprez
University News	@LSUnews

## Administration

Michael Bonnette	@LSUBonnette
Brian Broussard	@BroussardBrian
Emily Dixon	@EmilyVDixon
Zach Kendrick	@zkendrick
Kent Lowe	@LSUKent
Tommy Moffitt	@TommyMoffitt
Eddie Nunez	@ENunez15
Jennifer Rodrigues	@JRodTiger
Will Stafford	@WillStaffordLSU
Jake Terry	@LSUJake
Clyde Verdin	@CVerdin34

# LADY TIGER RADIO/TELEVISION ROSTER



**CHLOE JACKSON • G**

**0** 5-9, So-TR  
Upper Marlboro, Md.  
(Riverdale Baptist/  
North Carolina State)



**JENNA DEEMER • G**

**1** 5-7, So-1L  
New Orleans, La.  
(Ursuline Academy)



**SHANICE NORTON • G**

**2** 5-8, Fr.-HS  
London, England  
(Potter's House  
Christian Academy - Fla.)



**AKILAH BETHEL • F**

**3** 6-0, R Sr.-1L  
Baltimore, Md.  
(Academy of Holy  
Cross/West Virginia)



**ANNE PEDERSEN • G/F**

**4** 6-1, R Sr.-3L  
Copenhagen, Denmark  
(The Rock School - Fla.)



**AYANA MITCHELL • F**

**5** 6-2, Fr.-HS  
Conyers, Ga.  
(Salem HS)



**JASMINE RHODES • G**

**10** 5-10, Jr.-2L  
Mobile, Ala.  
(Faith Academy)



**RAIGYNE MONCRIEF • G**

**11** 5-10, Jr.-2L  
Fort Lauderdale, Fla.  
(American Heritage HS)



**RINA HILL • G**

**13** 5-7, Jr.-2L  
Nagoya-Shi, Japan  
(IMG Academy - Fla.)



**ALEXIS HYDER • F**

**20** 5-11, R Jr.-TR  
Austin, Texas  
(Lyndon B. Johnson  
HS/North Texas)



**ANN JONES • F**

**31** 6-3, R Sr.-1L  
Jackson, Tenn.  
(Liberty Magnet  
School/Memphis)



**ALLIYAH FAREO • C/F**

**35** 6-3, So.-1L  
Sydney, Australia  
(Bethany College HS)



**TATUM NEUBERT • F**

**44** 6-2, So-TR  
Elizabeth, Colo.  
(Elizabeth HS/Oregon)



**NIKKI FARGAS**

HEAD COACH  
5TH SEASON



**TASHA BUTTS**

ASSISTANT COACH  
5TH SEASON



**TONY PEROTTI**

ASSISTANT COACH  
5TH SEASON



**CHARLENE  
THOMAS-SWINSON**

ASSISTANT COACH  
1ST SEASON



# 2015-16 WOMEN'S BASKETBALL SCHEDULE

## NOVEMBER

WED, NOV. 04 • VS. UNION (EXH.) • BATON ROUGE, LA.  
FRI, NOV 13 • AT WAKE FOREST • WINSTON-SALEM, N.C.  
SUN, NOV. 15 • VS. UL-MONROE • BATON ROUGE, LA.  
WED, NOV 18 • AT ARKANSAS-LITTLE ROCK • LITTLE ROCK  
SAT, NOV 21 • VS. LONG BEACH ST. • BATON ROUGE, LA.  
MON, NOV 23 • AT TULANE • NEW ORLEANS, LA.  
FRI, NOV 27 • PURDUE AT ESTERO, FLA.  
SAT, NOV 28 • LOUISVILLE OR MARIST • ESTERO, FLA.  
SUN, NOV 29 • TBD • ESTERO, FLA.

## DECEMBER

TUE, DEC 01 • VS. TEXAS SOUTHERN • BATON ROUGE, LA.  
SUN, DEC 13 • VS. UC SANTA BARBARA • BATON ROUGE, LA.  
SAT, DEC 19 • AT RUTGERS • PISCATAWAY, N.J.  
MON, DEC 21 • AT UCONN • HARTFORD, CONN.  
MON, DEC 28 • VS. SAMFORD • BATON ROUGE, LA.

## JANUARY

SUN, JAN 03 • AT ALABAMA\* • TUSCALOOSA, ALA.  
THU, JAN 07 • VS. OLE MISS\* • BATON ROUGE, LA.  
SUN, JAN 10 • VS. TEXAS A&M\* • BATON ROUGE, LA.  
THU, JAN 14 • AT VANDERBILT\* • NASHVILLE, TENN.  
SUN, JAN 17 • AT FLORIDA\* • GAINESVILLE, FLA.  
THU, JAN 21 • VS. ARKANSAS\* • BATON ROUGE, LA.  
SUN, JAN 24 • AT GEORGIA\* • ATHENS, GA.  
THU, JAN 28 • AT MISSOURI\* • COLUMBIA, MO.

## FEBRUARY

MON, FEB 01 • VS. AUBURN\* • BATON ROUGE, LA.  
THU, FEB 04 • VS. MISSISSIPPI STATE\* • BATON ROUGE, LA.  
SUN, FEB 07 • AT KENTUCKY\* • LEXINGTON, KY.  
SUN, FEB 14 • VS. GEORGIA\* • BATON ROUGE, LA.  
THU, FEB 18 • AT TEXAS A&M\* • COLLEGE STATION, TEXAS  
SUN, FEB 21 • VS. TENNESSEE\* • BATON ROUGE, LA.  
THU, FEB 25 • VS. FLORIDA\* • BATON ROUGE, LA.  
SUN, FEB 28 • AT SOUTH CAROLINA\* • COLUMBIA, S.C.

## MARCH

WED, MAR 02 - SUN, MAR 06 • SEC TOURNAMENT • JACKSONVILLE, FLA.  
FRI, MAR 18 - MON, MAR 21 • NCAA 1ST/2ND ROUNDS • SITE TBD  
FRI, MAR 25 - MON, MAR 28 • NCAA REGIONALS • SITE TBD  
SUN, APR 03 - TUE, APR 05 • NCAA WOMEN'S FINAL FOUR • INDIANAPOLIS, IND.

HOME GAMES IN GOLD

\*DENOTES SEC GAME



**ANNE  
PEDERSEN**

4 • SENIOR • GUARD/FORWARD  
COPENHAGEN, DENMARK



**ANN  
JONES**

31 • SENIOR • FORWARD  
JACKSON, TENN.



**AKILAH  
BETHEL**

3 • SENIOR • FORWARD  
BALTIMORE, MD.