



Tennessee at LSU

02/25/25 Maravich Assembly Center, Baton Rouge  
2024-25 Men's Basketball

Game Time: 8:00 PM  
Game Duration: 1:59  
Attendance: 8,522

Officials: Joe Lindsay, Vladimir Voyard-Tadal, Brian Dorsey

Tennessee - 65

Record: 23-5 (10-5)

NO.	Name	Min	FG	3P	FT	Rebounds			Fouls		TP	AS	TO	ST	Blocks		+/-
			M-A	M-A	M-A	OR	DR	TOT	PF	FD					BS	BA	
7	Igor Milicic Jr.	F 27:08	2-9	0-3	0-2	4	3	7	1	3	4	3	1	1	0	2	8
34	Felix Okpara	C 27:54	6-6	0-0	3-3	2	5	7	2	2	15	0	2	0	2	0	6
2	Chaz Lanier	G 35:40	5-11	3-8	1-2	0	9	9	3	2	14	0	1	0	0	8	
5	Zakai Zeigler	G 34:34	6-14	1-5	4-6	0	0	0	2	5	17	3	4	2	0	3	
15	Jahmai Mashack	G 36:12	2-5	1-2	4-6	4	4	8	4	4	9	1	0	1	0	5	
11	Jordan Gainey	17:25	2-7	1-3	0-0	0	2	2	2	0	5	1	2	2	0	0	
12	Cade Phillips	12:06	0-3	0-0	1-2	1	1	2	2	2	1	0	0	0	0	0	
8	Darlinstone Dubar	05:28	0-1	0-1	0-0	1	0	1	0	1	0	1	1	0	0	-1	
3	Bishop Boswell	03:33	0-0	0-0	0-0	0	1	1	1	0	0	0	0	0	0	1	
Team						5	2	7			0		0				
<b>Totals</b>			23-56	6-22	13-21	17	27	44	17	19	65	9	11	6	2	4	6

Shooting By Period		
1st FG%	10-27	37.0%
3PT%	4-13	30.8%
FT%	2-4	50%
2nd FG%	13-29	44.8%
3PT%	2-9	22.2%
FT%	11-17	64.7%
GM FG%	23-56	41.1%
3PT%	6-22	27.3%
FT%	13-21	61.9%

Dead Ball Rebounds: 4, 0

Technical Fouls::NONE

LSU - 59

Record: 14-14 (3-12)

NO.	Name	Min	FG	3P	FT	Rebounds			Fouls		TP	AS	TO	ST	Blocks		+/-
			M-A	M-A	M-A	OR	DR	TOT	PF	FD					BS	BA	
10	Daimion Collins	F 20:56	4-4	1-1	0-3	1	2	3	4	3	9	0	2	1	2	0	-10
0	Vyctorius Miller	G 27:27	6-11	3-6	2-3	1	2	3	4	2	17	0	0	1	0	1	-1
3	Curtis Givens III	G 28:31	3-9	2-7	0-0	1	2	3	1	3	8	0	3	1	0	0	-3
4	Dji Bailey	G 36:27	2-8	0-3	1-2	1	1	2	1	1	5	2	0	3	0	1	-4
5	Cam Carter	G 34:41	3-10	1-6	5-5	0	1	1	2	3	12	2	2	0	0	0	0
1	Jordan Sears	15:22	0-4	0-3	2-2	0	1	1	3	1	2	1	1	2	0	0	-1
6	Robert Miller III	19:04	2-2	0-0	0-1	2	7	9	4	3	4	3	1	0	2	0	4
2	Mike Williams III	13:59	1-2	0-1	0-0	0	0	0	0	1	2	0	1	1	0	0	-13
11	Corey Chest	03:33	0-1	0-0	0-0	0	0	0	0	0	0	0	0	0	0	0	-2
Team						2	4	6			0		0				
<b>Totals</b>			21-51	7-27	10-16	8	20	28	19	17	59	8	10	9	4	2	-6

Shooting By Period		
1st FG%	10-27	37.0%
3PT%	3-15	20.0%
FT%	0-1	0%
2nd FG%	11-24	45.8%
3PT%	4-12	33.3%
FT%	10-15	66.7%
GM FG%	21-51	41.2%
3PT%	7-27	25.9%
FT%	10-16	62.5%

Dead Ball Rebounds: 1, 0

Technical Fouls::NONE

	TENN	LSU
Biggest lead	15 (2 <sup>nd</sup> 3:24)	3 (1 <sup>st</sup> 16:41)
Best Scoring Run	7(1 <sup>st</sup> 5:42)	7(2 <sup>nd</sup> 0:46)
Lead Changes	4	
Times Tied	4	
Time with Lead	33:59	01:32

Points from	TENN	LSU
Turnovers	13	14
Paint	32	20
Second Chance	27	8
Fast Breaks	10	8
Bench	6	8

	Period by Period Scoring		
	1st	2nd	TOT
TENN	26	39	65
LSU	23	36	59



**Period 1**

**Quarter Starters:**

<b>LSU</b>	0 Miller V	3 Givens III C	4 Bailey D	5 Carter C	10 Collins D
<b>TENN</b>	2 Lanier C	5 Zeigler Z	7 Milicic Jr. I	15 Mashack J	34 Okpara F

Game Time	LSU	Score	Diff	TENN
20:00	10 COLLINS D jumpball lost			34 OKPARA F jumpball won
19:39				15 MASHACK J 2pt FG in the paint, layup missed
19:35				34 OKPARA F offensive rebound (1)
19:35		<b>0-2</b>	<b>-2</b>	34 OKPARA F 2pt FG second chance in the paint, tip-in layup made (2)
19:18	5 CARTER C 2pt FG outside the paint, jump shot made (2)	<b>2-2</b>	<b>0</b>	
18:53				7 MILICIC JR. I 2pt FG in the paint, layup blocked
18:53	10 COLLINS D block (1)			
18:47	10 COLLINS D defensive rebound (1)			
18:30	3 GIVENS III C 3pt FG , jump shot missed			
18:26				7 MILICIC JR. I defensive rebound (1)
18:08	0 MILLER V steal (1)			5 ZEIGLER Z turnover bad pass (1)
17:56	3 GIVENS III C 3pt FG from turnover, jump shot missed			
17:52				2 LANIER C defensive rebound (1)
17:47	0 MILLER V foul personal (1 - 1)			5 ZEIGLER Z foul drawn (1)
17:27				15 MASHACK J 2pt FG in the paint, layup blocked
17:27	10 COLLINS D block (2)			
17:21	3 GIVENS III C defensive rebound (1)			
17:05	3 GIVENS III C 3pt FG , jump shot missed			
17:02				2 LANIER C defensive rebound (2)
16:55				5 ZEIGLER Z 2pt FG in the paint, jump shot missed
16:51	5 CARTER C defensive rebound (1)			
16:41	0 MILLER V 3pt FG , jump shot made (3)	<b>5-2</b>	<b>3</b>	
16:41	5 CARTER C assist (1)			
16:15		<b>5-5</b>	<b>0</b>	2 LANIER C 3pt FG , jump shot made (3)
16:15				7 MILICIC JR. I assist (1)
15:56	4 BAILEY D 3pt FG , jump shot missed			
15:52				34 OKPARA F defensive rebound (2)
15:28				2 LANIER C 3pt FG , jump shot missed
15:22				15 MASHACK J offensive rebound (1)
15:22		<b>5-7</b>	<b>-2</b>	15 MASHACK J 2pt FG second chance in the paint, tip-in layup made (2)
15:08	3 GIVENS III C turnover bad pass (1)			
15:08	Timeout media			
15:08	3 GIVENS III C substitution out			
15:08	10 COLLINS D substitution out			
15:08	1 SEARS J substitution in			
15:08	6 MILLER III R substitution in			
15:08				2 LANIER C substitution out
15:08				34 OKPARA F substitution out
15:08				11 GAINEY J substitution in
15:08				12 PHILLIPS C substitution in
14:51				7 MILICIC JR. I 2pt FG from turnover in the paint, layup missed
14:47	6 MILLER III R defensive rebound (1)			



Official Basketball Play by Play - First Half  
**Tennessee at LSU**  
 02/25/25 Maravich Assembly Center, Baton Rouge  
 2024-25 Men's Basketball

**Game Time:** 8:00 PM  
**Game Duration:** 1:59  
**Attendance:** 8,522

**Officials:** Joe Lindsay, Vladimir Voyard-Tadal, Brian Dorsey

Game Time	LSU	Score	Diff	TENN
14:25	0 MILLER V 3pt FG , jump shot made (6)	<b>8-7</b>	<b>1</b>	
14:25	6 MILLER III R assist (1)			
14:01				7 MILICIC JR. I 3pt FG , jump shot missed
14:00				offensive rebound (7)
14:00				7 MILICIC JR. I substitution out
14:00				8 DUBAR D substitution in
13:57	6 MILLER III R foul personal (1 - 2)			8 DUBAR D foul drawn (1)
13:39				8 DUBAR D 3pt FG second chance, jump shot missed
13:38				12 PHILLIPS C offensive rebound (1)
13:38	5 CARTER C foul personal (1 - 3)			12 PHILLIPS C foul drawn (1)
13:26				5 ZEIGLER Z 3pt FG second chance, jump shot missed
13:22				8 DUBAR D offensive rebound (1)
13:19		<b>8-10</b>	<b>-2</b>	11 GAINEY J 3pt FG second chance, jump shot made (3)
13:19				5 ZEIGLER Z assist (1)
13:02	4 BAILEY D 2pt FG in the paint, driving layup made (2)	<b>10-10</b>	<b>0</b>	
12:41				11 GAINEY J 2pt FG in the paint, layup blocked
12:41	6 MILLER III R block (1)			
12:41				offensive rebound (10)
12:41	0 MILLER V substitution out			
12:41	2 WILLIAMS III M substitution in			
12:41				15 MASHACK J substitution out
12:41				2 LANIER C substitution in
12:35		<b>10-12</b>	<b>-2</b>	5 ZEIGLER Z 2pt FG second chance in the paint, driving layup made (2)
12:18	2 WILLIAMS III M 3pt FG , jump shot missed			
12:15				defensive rebound (11)
12:03	1 SEARS J steal (1)			5 ZEIGLER Z turnover lost ball (2)
11:57	4 BAILEY D 2pt FG fast break from turnover in the paint, dunk, made (4)	<b>12-12</b>	<b>0</b>	
11:57	1 SEARS J assist (1)			
11:50		<b>12-14</b>	<b>-2</b>	2 LANIER C 2pt FG in the paint, dunk, made (5)
11:50				8 DUBAR D assist (1)
11:32	1 SEARS J turnover lost ball (1)			5 ZEIGLER Z steal (1)
11:29	1 SEARS J foul shooting (1 - 4)			5 ZEIGLER Z foul drawn (2)
11:29				Timeout media
11:29				12 PHILLIPS C substitution out
11:29				34 OKPARA F substitution in
11:29				5 ZEIGLER Z free throw fast break 1 - 2 missed
11:29				offensive dead ball rebound (1)
11:29	4 BAILEY D substitution out			
11:29	11 CHEST C substitution in			
11:29		<b>12-15</b>	<b>-3</b>	5 ZEIGLER Z free throw fast break 2 - 2 made (3)
11:29				5 ZEIGLER Z substitution out
11:29				3 BOSWELL B substitution in
11:20	11 CHEST C 2pt FG in the paint, driving layup missed			
11:17				3 BOSWELL B defensive rebound (1)
11:03				11 GAINEY J 2pt FG outside the paint, jump shot missed
11:00	1 SEARS J defensive rebound (1)			
10:56	2 WILLIAMS III M 2pt FG fast break in the paint, driving layup made (2)	<b>14-15</b>	<b>-1</b>	



**Officials:** Joe Lindsay, Vladimir Voyard-Tadal, Brian Dorsey

Game Time	LSU	Score	Diff	TENN
10:32	1 SEARS J steal (2)			11 GAINEY J turnover lost ball (1)
10:23	1 SEARS J 3pt FG from turnover, jump shot missed			
10:20				2 LANIER C defensive rebound (3)
10:09	6 MILLER III R foul personal (2 - 5)			2 LANIER C foul drawn (1)
10:09	5 CARTER C substitution out			
10:09	6 MILLER III R substitution out			
10:09	0 MILLER V substitution in			
10:09	10 COLLINS D substitution in			
10:09				11 GAINEY J substitution out
10:09				15 MASHACK J substitution in
10:03				2 LANIER C 3pt FG , jump shot missed
10:00	defensive rebound (6)			
09:48	2 WILLIAMS III M foul drawn (1)			3 BOSWELL B foul personal (1 - 1)
09:48				8 DUBAR D substitution out
09:48				7 MILICIC JR. I substitution in
09:31	0 MILLER V 3pt FG , jump shot missed			
09:27				2 LANIER C defensive rebound (4)
09:21	2 WILLIAMS III M steal (1)			34 OKPARA F turnover lost ball (1)
09:13	10 COLLINS D foul offensive (1 - 6)			7 MILICIC JR. I foul drawn (1)
09:13	10 COLLINS D turnover offensive (1)			
08:44		<b>14-18</b>	<b>-4</b>	15 MASHACK J 3pt FG from turnover, jump shot made (5)
08:44				7 MILICIC JR. I assist (2)
08:24	1 SEARS J 3pt FG , jump shot missed			
08:19				7 MILICIC JR. I defensive rebound (2)
08:13				7 MILICIC JR. I 3pt FG , jump shot missed
08:09	0 MILLER V defensive rebound (1)			
07:59	0 MILLER V 3pt FG , jump shot missed			
07:56				2 LANIER C defensive rebound (5)
07:56	Timeout media			
07:56	1 SEARS J substitution out			
07:56	11 CHEST C substitution out			
07:56	3 GIVENS III C substitution in			
07:56	4 BAILEY D substitution in			
07:56				3 BOSWELL B substitution out
07:56				5 ZEIGLER Z substitution in
07:38		<b>14-20</b>	<b>-6</b>	34 OKPARA F 2pt FG in the paint, layup made (4)
07:26	10 COLLINS D foul drawn (1)			2 LANIER C foul personal (1 - 2)
07:26				7 MILICIC JR. I substitution out
07:26				11 GAINEY J substitution in
07:06	2 WILLIAMS III M turnover lost ball (1)			15 MASHACK J steal (1)
06:48				5 ZEIGLER Z 3pt FG from turnover, jump shot missed
06:45	3 GIVENS III C defensive rebound (2)			
06:44	3 GIVENS III C foul drawn (1)			15 MASHACK J foul personal (1 - 3)
06:44	2 WILLIAMS III M substitution out			
06:44	5 CARTER C substitution in			
06:26	0 MILLER V foul drawn (1)			11 GAINEY J foul personal (1 - 4)
06:22	3 GIVENS III C turnover bad pass (2)			11 GAINEY J steal (1)
06:12				11 GAINEY J 3pt FG from turnover, jump shot missed
06:09	defensive rebound (9)			



**Officials:** Joe Lindsay, Vladimir Voyard-Tadal, Brian Dorsey

Game Time	LSU	Score	Diff	TENN
05:53	5 CARTER C 3pt FG , jump shot missed			
05:49				11 GAINEY J defensive rebound (1)
05:42		<b>14-22</b>	<b>-8</b>	34 OKPARA F 2pt FG in the paint, dunk, made (6)
05:42				11 GAINEY J assist (1)
05:21	0 MILLER V 2pt FG in the paint, layup blocked			
05:21				34 OKPARA F block (1)
05:16				2 LANIER C defensive rebound (6)
05:15				11 GAINEY J turnover lost ball (2)
04:50	5 CARTER C turnover bad pass (1)			
04:24	4 BAILEY D steal (1)			2 LANIER C turnover bad pass (1)
04:07	10 COLLINS D 2pt FG from turnover in the paint, jump shot made (2)	<b>16-22</b>	<b>-6</b>	
04:07	10 COLLINS D foul drawn (2)			11 GAINEY J foul shooting (2 - 5)
04:07				34 OKPARA F substitution out
04:07				12 PHILLIPS C substitution in
04:07				11 GAINEY J substitution out
04:07				7 MILICIC JR. I substitution in
04:06	10 COLLINS D free throw 1 - 1 missed			
04:05				15 MASHACK J defensive rebound (2)
03:45				12 PHILLIPS C 2pt FG in the paint, jump shot missed
03:41	10 COLLINS D defensive rebound (2)			
03:33	0 MILLER V 3pt FG , jump shot missed			
03:30				15 MASHACK J defensive rebound (3)
03:21	0 MILLER V foul shooting (2 - 7)			15 MASHACK J foul drawn (1)
03:21	Timeout media			
03:21				15 MASHACK J free throw 1 - 2 missed
03:21				offensive dead ball rebound (2)
03:21		<b>16-23</b>	<b>-7</b>	15 MASHACK J free throw 2 - 2 made (6)
03:04	4 BAILEY D 2pt FG in the paint, layup missed			
03:01	offensive rebound (11)			
02:44	0 MILLER V 2pt FG second chance outside the paint, floating jump shot made (8)	<b>18-23</b>	<b>-5</b>	
02:13		<b>18-26</b>	<b>-8</b>	5 ZEIGLER Z 3pt FG , jump shot made (6)
01:46	5 CARTER C 2pt FG in the paint, jump shot missed			
01:43				15 MASHACK J defensive rebound (4)
01:40	10 COLLINS D steal (1)			7 MILICIC JR. I turnover bad pass (1)
01:28	5 CARTER C 3pt FG from turnover, jump shot missed			
01:23	0 MILLER V offensive rebound (2)			
01:23	0 MILLER V 2pt FG from turnover second chance in the paint, tip-in layup made (10)	<b>20-26</b>	<b>-6</b>	
01:16				Timeout 30 Sec
01:16				7 MILICIC JR. I substitution out
01:16				8 DUBAR D substitution in
00:56				5 ZEIGLER Z 3pt FG , jump shot missed
00:53	defensive rebound (13)			
00:40	10 COLLINS D 3pt FG , jump shot made (5)	<b>23-26</b>	<b>-3</b>	
00:40	4 BAILEY D assist (1)			
00:38	Timeout 30 Sec			
00:20				8 DUBAR D turnover out of bounds (1)



Official Basketball Play by Play - First Half  
**Tennessee at LSU**  
02/25/25 Maravich Assembly Center, Baton Rouge  
2024-25 Men's Basketball

**Game Time:** 8:00 PM  
**Game Duration:** 1:59  
**Attendance:** 8,522

**Officials:** Joe Lindsay, Vladimir Voyard-Tadal, Brian Dorsey

Game Time	LSU	Score	Diff	TENN
00:01	3 GIVENS III C 2pt FG from turnover outside the paint, jump shot missed			
00:01				2 LANIER C defensive rebound (7)
<b>END OF PERIOD</b>				
<b>LSU 23-26 TENN</b>				



Officials: Joe Lindsay, Vladimir Voyard-Tadal, Brian Dorsey

Tennessee - 26

NO.	Name	F	Min	FG	3P	FT	Rebounds			Fouls		TP	AS	TO	ST	Blocks		+/-
				M-A	M-A	M-A	OR	DR	TOT	PF	FD					BS	BA	
7	Igor Milicic Jr.	F	11:13	0-4	0-2	0-0	0	2	2	0	1	0	2	1	0	0	1	4
34	Felix Okpara	C	12:14	3-3	0-0	0-0	1	1	2	0	0	6	0	1	0	1	0	6
2	Chaz Lanier	G	17:33	2-4	1-3	0-0	0	7	7	1	1	5	0	1	0	0	0	5
5	Zakai Zeigler	G	16:27	2-6	1-4	1-2	0	0	0	0	2	6	1	2	1	0	0	2
15	Jahmai Mashack	G	17:28	2-4	1-1	1-2	1	3	4	1	1	6	0	0	1	0	1	2
11	Jordan Gainey		08:18	1-4	1-2	0-0	0	1	1	2	0	3	1	2	1	0	1	-1
12	Cade Phillips		07:46	0-1	0-0	0-0	1	0	1	0	1	0	0	0	0	0	0	-3
8	Darlinstone Dubar		05:28	0-1	0-1	0-0	1	0	1	0	1	0	1	1	0	0	0	-1
3	Bishop Boswell		03:33	0-0	0-0	0-0	0	1	1	1	0	0	0	0	0	0	0	1
Team							2	1	3			0		0				
<b>Totals</b>				10-27	4-13	2-4	6	16	22	5	7	26	5	8	3	1	3	3

Shooting By Period		
1st FG%	10-27	37.0%
3PT%	4-13	30.8%
FT%	2-4	50%
GM FG%	10-27	37.0%
3PT%	4-13	30.8%
FT%	2-4	50.0%

Dead Ball Rebounds: 2, 0

Technical Fouls::NONE

LSU - 23

NO.	Name	F	Min	FG	3P	FT	Rebounds			Fouls		TP	AS	TO	ST	Blocks		+/-
				M-A	M-A	M-A	OR	DR	TOT	PF	FD					BS	BA	
10	Daimion Collins	F	15:01	2-2	1-1	0-1	0	2	2	1	2	5	0	1	1	2	0	-4
0	Vyctorius Miller	G	17:28	4-8	2-5	0-0	1	1	2	2	1	10	0	0	1	0	1	-2
3	Curtis Givens III	G	12:48	0-4	0-3	0-0	0	2	2	0	1	0	0	2	0	0	0	-1
4	Dji Bailey	G	16:27	2-4	0-1	0-0	0	0	0	0	0	4	1	0	1	0	0	-1
5	Cam Carter	G	16:35	1-4	0-2	0-0	0	1	1	1	0	2	1	1	0	0	0	2
1	Jordan Sears		07:12	0-2	0-2	0-0	0	1	1	1	0	0	1	1	2	0	0	-2
6	Robert Miller III		04:59	0-0	0-0	0-0	0	1	1	2	0	0	1	0	0	1	0	1
2	Mike Williams III		05:57	1-2	0-1	0-0	0	0	0	0	1	2	0	1	1	0	0	-6
11	Corey Chest		03:33	0-1	0-0	0-0	0	0	0	0	0	0	0	0	0	0	0	-2
Team							1	3	4			0		0				
<b>Totals</b>				10-27	3-15	0-1	2	11	13	7	5	23	4	6	6	3	1	-3

Shooting By Period		
1st FG%	10-27	37.0%
3PT%	3-15	20.0%
FT%	0-1	0%
GM FG%	10-27	37.0%
3PT%	3-15	20.0%
FT%	0-1	0.0%

Dead Ball Rebounds: 0, 0

Technical Fouls::NONE

	TENN	LSU
Biggest lead	8 (1 <sup>st</sup> 5:42)	3 (1 <sup>st</sup> 16:41)
Best Scoring Run	7(1 <sup>st</sup> 5:42)	5(1 <sup>st</sup> 16:41)
Lead Changes	4	
Times Tied	4	
Time with Lead	13:59	01:32

Points from	TENN	LSU
Turnovers	4	6
Paint	12	10
Second Chance	9	4
Fast Breaks	1	4
Bench	3	2

	Period by Period Scoring		
	1st	2nd	TOT
TENN	26	39	65
LSU	23	36	59



**Officials:** Joe Lindsay, Vladimir Voyard-Tadal, Brian Dorsey

**Period 2**

**Quarter Starters:**

<b>LSU</b>	0 Miller V	3 Givens III C	4 Bailey D	5 Carter C	10 Collins D
<b>TENN</b>	2 Lanier C	5 Zeigler Z	7 Milicic Jr. I	15 Mashack J	34 Okpara F

Game Time	LSU	Score	Diff	TENN
20:00				8 DUBAR D substitution out
20:00				12 PHILLIPS C substitution out
20:00				7 MILICIC JR. I substitution in
20:00				34 OKPARA F substitution in
19:46	0 MILLER V 2pt FG outside the paint, jump shot missed			
19:43				7 MILICIC JR. I defensive rebound (3)
19:18				5 ZEIGLER Z 2pt FG in the paint, layup missed
19:13	0 MILLER V defensive rebound (3)			
19:01	5 CARTER C 2pt FG outside the paint, jump shot missed			
18:57				2 LANIER C defensive rebound (8)
18:53		<b>23-28</b>	<b>-5</b>	7 MILICIC JR. I 2pt FG fast break in the paint, layup made (2)
18:29	3 GIVENS III C turnover travel (3)			
18:10				5 ZEIGLER Z 3pt FG from turnover, jump shot missed
18:10				15 MASHACK J offensive rebound (5)
18:10	5 CARTER C foul personal (2 - 1)			15 MASHACK J foul drawn (2)
17:58		<b>23-31</b>	<b>-8</b>	2 LANIER C 3pt FG from turnover second chance, jump shot made (8)
17:58				15 MASHACK J assist (1)
17:36	10 COLLINS D 2pt FG outside the paint, jump shot made (7)	<b>25-31</b>	<b>-6</b>	
17:28	10 COLLINS D foul shooting (2 - 2)			34 OKPARA F foul drawn (1)
17:28		<b>25-32</b>	<b>-7</b>	34 OKPARA F free throw fast break 1 - 2 made (7)
17:28		<b>25-33</b>	<b>-8</b>	34 OKPARA F free throw fast break 2 - 2 made (8)
16:58	5 CARTER C 3pt FG , jump shot made (5)	<b>28-33</b>	<b>-5</b>	
16:38				2 LANIER C 3pt FG , jump shot missed
16:35	4 BAILEY D defensive rebound (1)			
16:19	10 COLLINS D turnover bad pass (2)			7 MILICIC JR. I steal (1)
16:16	0 MILLER V foul personal (3 - 3)			7 MILICIC JR. I foul drawn (2)
16:16	0 MILLER V substitution out			
16:16	2 WILLIAMS III M substitution in			
16:05		<b>28-35</b>	<b>-7</b>	34 OKPARA F 2pt FG from turnover in the paint, layup made (10)
16:05				7 MILICIC JR. I assist (3)
16:05	10 COLLINS D foul shooting (3 - 4)			34 OKPARA F foul drawn (2)
16:05	10 COLLINS D substitution out			
16:05	6 MILLER III R substitution in			
16:05		<b>28-36</b>	<b>-8</b>	34 OKPARA F free throw 1 - 1 made (11)
15:40	5 CARTER C 3pt FG , jump shot missed			
15:37	4 BAILEY D offensive rebound (2)			
15:29	3 GIVENS III C foul drawn (2)			5 ZEIGLER Z foul personal (1 - 1)
15:29	Timeout media			
15:29				2 LANIER C substitution out
15:29				34 OKPARA F substitution out
15:29				11 GAINEY J substitution in
15:29				12 PHILLIPS C substitution in





**Tennessee at LSU**

Game Time	LSU	Score	Diff	TENN
15:22	6 MILLER III R foul drawn (1)			12 PHILLIPS C foul personal (1 - 2)
15:20	5 CARTER C turnover bad pass (2)			5 ZEIGLER Z steal (2)
15:13				12 PHILLIPS C 2pt FG from turnover in the paint, dunk, missed
15:10				7 MILICIC JR. I offensive rebound (4)
14:59		<b>28-38</b>	<b>-10</b>	5 ZEIGLER Z 2pt FG from turnover second chance in the paint, layup made (8)
14:59	3 GIVENS III C foul shooting (1 - 5)			5 ZEIGLER Z foul drawn (3)
14:59	5 CARTER C substitution out			
14:59	1 SEARS J substitution in			
14:59		<b>28-39</b>	<b>-11</b>	5 ZEIGLER Z free throw 1 - 1 made (9)
14:35	6 MILLER III R turnover lost ball (1)			11 GAINEY J steal (2)
14:19				12 PHILLIPS C 2pt FG from turnover in the paint, layup missed
14:14				7 MILICIC JR. I offensive rebound (5)
14:14				7 MILICIC JR. I 2pt FG from turnover second chance in the paint, tip-in layup missed
14:13	6 MILLER III R defensive rebound (2)			
14:06	3 GIVENS III C 3pt FG , jump shot made (3)	<b>31-39</b>	<b>-8</b>	
14:06	6 MILLER III R assist (2)			
13:36				7 MILICIC JR. I 3pt FG , jump shot missed
13:36				offensive rebound (28)
13:36				15 MASHACK J substitution out
13:36				2 LANIER C substitution in
13:18				2 LANIER C 3pt FG second chance, jump shot missed
13:13				7 MILICIC JR. I offensive rebound (6)
13:13		<b>31-41</b>	<b>-10</b>	7 MILICIC JR. I 2pt FG second chance in the paint, tip-in layup made (4)
13:05	6 MILLER III R foul drawn (2)			12 PHILLIPS C foul personal (2 - 3)
13:05	2 WILLIAMS III M substitution out			
13:05	5 CARTER C substitution in			
13:05				12 PHILLIPS C substitution out
13:05				34 OKPARA F substitution in
12:44	6 MILLER III R 2pt FG in the paint, jump shot made (2)	<b>33-41</b>	<b>-8</b>	
12:21	6 MILLER III R foul shooting (3 - 6)			7 MILICIC JR. I foul drawn (3)
12:21				7 MILICIC JR. I free throw 1 - 2 missed
12:21				offensive dead ball rebound (3)
12:21				7 MILICIC JR. I free throw 2 - 2 missed
12:20				7 MILICIC JR. I offensive rebound (7)
12:20				7 MILICIC JR. I substitution out
12:20				15 MASHACK J substitution in
12:15		<b>33-43</b>	<b>-10</b>	11 GAINEY J 2pt FG second chance in the paint, layup made (5)
12:15				5 ZEIGLER Z assist (2)
11:54	4 BAILEY D 2pt FG in the paint, layup blocked			
11:54				34 OKPARA F block (2)
11:49				11 GAINEY J defensive rebound (2)
11:35	4 BAILEY D steal (2)			5 ZEIGLER Z turnover lost ball (3)
11:30	3 GIVENS III C 2pt FG fast break from turnover in the paint, layup made (5)	<b>35-43</b>	<b>-8</b>	
11:30	4 BAILEY D assist (2)			
11:06	3 GIVENS III C steal (1)			34 OKPARA F turnover bad pass (2)
11:06	3 GIVENS III C foul drawn (3)			34 OKPARA F foul personal (1 - 4)



**Tennessee at LSU**

Game Time	LSU	Score	Diff	TENN
11:06	Timeout media			
11:06	3 GIVENS III C substitution out			
11:06	2 WILLIAMS III M substitution in			
10:52	5 CARTER C 2pt FG from turnover in the paint, driving layup made (7)	<b>37-43</b>	<b>-6</b>	
10:52	5 CARTER C foul drawn (1)			34 OKPARA F foul shooting (2 - 5)
10:52	5 CARTER C free throw 1 - 1 made (8)	<b>38-43</b>	<b>-5</b>	
10:50	1 SEARS J foul personal (2 - 7)			5 ZEIGLER Z foul drawn (4)
10:50		<b>38-44</b>	<b>-6</b>	5 ZEIGLER Z 1&1 free throw 1 made (10)
10:50		<b>38-45</b>	<b>-7</b>	5 ZEIGLER Z 1&1 free throw 2 made (11)
10:35	1 SEARS J 3pt FG , jump shot missed			
10:32				34 OKPARA F defensive rebound (3)
10:07				5 ZEIGLER Z 2pt FG in the paint, floating jump shot missed
10:03	6 MILLER III R defensive rebound (3)			
09:43	1 SEARS J 2pt FG in the paint, layup missed			
09:37	6 MILLER III R offensive rebound (4)			
09:37	6 MILLER III R 2pt FG second chance in the paint, tip-in dunk made (4)	<b>40-45</b>	<b>-5</b>	
09:14				2 LANIER C 2pt FG in the paint, floating jump shot missed
09:08	6 MILLER III R defensive rebound (5)			
08:47	5 CARTER C 3pt FG , jump shot missed			
08:43				34 OKPARA F defensive rebound (4)
08:33		<b>40-47</b>	<b>-7</b>	34 OKPARA F 2pt FG in the paint, alleyoop made (13)
08:33				5 ZEIGLER Z assist (3)
08:15	1 SEARS J foul drawn (1)			5 ZEIGLER Z foul shooting (2 - 6)
08:15	6 MILLER III R substitution out			
08:15	10 COLLINS D substitution in			
08:15				11 GAINNEY J substitution out
08:15				7 MILICIC JR. I substitution in
08:15	1 SEARS J free throw 1 - 2 made (1)	<b>41-47</b>	<b>-6</b>	
08:15	1 SEARS J free throw 2 - 2 made (2)	<b>42-47</b>	<b>-5</b>	
08:07		<b>42-49</b>	<b>-7</b>	5 ZEIGLER Z 2pt FG outside the paint, jump shot made (13)
08:07	1 SEARS J foul shooting (3 - 8)			5 ZEIGLER Z foul drawn (5)
08:07				5 ZEIGLER Z free throw 1 - 1 missed
08:04				34 OKPARA F offensive rebound (5)
08:04		<b>42-51</b>	<b>-9</b>	34 OKPARA F 2pt FG second chance in the paint, tip-in layup made (15)
07:36	10 COLLINS D 2pt FG in the paint, dunk, made (9)	<b>44-51</b>	<b>-7</b>	
07:36	5 CARTER C assist (2)			
07:19		<b>44-53</b>	<b>-9</b>	5 ZEIGLER Z 2pt FG in the paint, driving layup made (15)
06:49	4 BAILEY D 2pt FG in the paint, jump shot missed			
06:49	10 COLLINS D offensive rebound (3)			
06:49	10 COLLINS D foul drawn (3)			2 LANIER C foul shooting (2 - 7)
06:49	Timeout media			
06:49	1 SEARS J substitution out			
06:49	3 GIVENS III C substitution in			
06:49				5 ZEIGLER Z substitution out
06:49				11 GAINNEY J substitution in
06:49	10 COLLINS D free throw 1 - 2 missed			
06:49	offensive dead ball rebound (1)			



**Tennessee at LSU**

Game Time	LSU	Score	Diff	TENN
06:49	10 COLLINS D free throw 2 - 2 missed			
06:48				34 OKPARA F defensive rebound (6)
06:37				11 GAINEY J 2pt FG in the paint, jump shot missed
06:35				offensive rebound (36)
06:16				11 GAINEY J 3pt FG second chance, jump shot missed
06:15				15 MASHACK J offensive rebound (6)
06:15	10 COLLINS D foul personal (4 - 9)			15 MASHACK J foul drawn (3)
06:15	5 CARTER C substitution out			
06:15	10 COLLINS D substitution out			
06:15	0 MILLER V substitution in			
06:15	6 MILLER III R substitution in			
06:15		<b>44-54</b>	<b>-10</b>	15 MASHACK J 1&1 free throw 1 made (7)
06:15	2 WILLIAMS III M substitution out			
06:15	5 CARTER C substitution in			
06:15		<b>44-55</b>	<b>-11</b>	15 MASHACK J 1&1 free throw 2 made (8)
05:47	4 BAILEY D 3pt FG , jump shot missed			
05:44				34 OKPARA F defensive rebound (7)
05:20				2 LANIER C 3pt FG , jump shot missed
05:16	6 MILLER III R defensive rebound (6)			
04:57	3 GIVENS III C 3pt FG , jump shot missed			
04:56	offensive rebound (23)			
04:56	6 MILLER III R foul drawn (3)			15 MASHACK J foul personal (2 - 8)
04:56				34 OKPARA F substitution out
04:56				12 PHILLIPS C substitution in
04:56				11 GAINEY J substitution out
04:56				5 ZEIGLER Z substitution in
04:56	6 MILLER III R 1&1 free throw 1 missed			
04:55				12 PHILLIPS C defensive rebound (2)
04:30		<b>44-58</b>	<b>-14</b>	2 LANIER C 3pt FG , jump shot made (11)
04:15	5 CARTER C foul drawn (2)			15 MASHACK J foul shooting (3 - 9)
04:15	5 CARTER C free throw 1 - 2 made (9)	<b>45-58</b>	<b>-13</b>	
04:15	5 CARTER C free throw 2 - 2 made (10)	<b>46-58</b>	<b>-12</b>	
04:02				5 ZEIGLER Z 2pt FG in the paint, layup missed
03:59				15 MASHACK J offensive rebound (7)
03:46		<b>46-60</b>	<b>-14</b>	2 LANIER C 2pt FG second chance in the paint, pull up jump shot made (13)
03:26	3 GIVENS III C 3pt FG , jump shot missed			
03:24				defensive rebound (41)
03:24	6 MILLER III R foul personal (4 - 10)			12 PHILLIPS C foul drawn (2)
03:24				Timeout media
03:24		<b>46-61</b>	<b>-15</b>	12 PHILLIPS C free throw fast break 1 - 2 made (1)
03:24				12 PHILLIPS C free throw fast break 2 - 2 missed
03:23	6 MILLER III R defensive rebound (7)			
03:00	0 MILLER V 3pt FG , jump shot made (13)	<b>49-61</b>	<b>-12</b>	
03:00	Timeout 30 Sec			
03:00				12 PHILLIPS C substitution out
03:00				34 OKPARA F substitution in
02:40				7 MILICIC JR. I 2pt FG outside the paint, jump shot blocked
02:40	6 MILLER III R block (2)			



**Tennessee at LSU**

Game Time	LSU	Score	Diff	TENN
02:40				offensive rebound (42)
02:29		49-63	-14	5 ZEIGLER Z 2pt FG second chance in the paint, driving layup made (17)
01:58	0 MILLER V 2pt FG outside the paint, floating jump shot made (15)	51-63	-12	
01:27				15 MASHACK J 3pt FG , jump shot missed
01:26	defensive rebound (25)			
01:26	5 CARTER C foul drawn (3)			2 LANIER C foul personal (3 - 10)
01:26	5 CARTER C free throw fast break 1 - 2 made (11)	52-63	-11	
01:26	5 CARTER C free throw fast break 2 - 2 made (12)	53-63	-10	
00:57	4 BAILEY D steal (3)			5 ZEIGLER Z turnover lost ball (4)
00:46	3 GIVENS III C 3pt FG from turnover, jump shot made (8)	56-63	-7	
00:46	6 MILLER III R assist (3)			
00:46	Timeout 30 Sec			
00:45	0 MILLER V foul personal (4 - 11)			2 LANIER C foul drawn (2)
00:45		56-64	-8	2 LANIER C free throw fast break 1 - 2 made (14)
00:45				2 LANIER C free throw fast break 2 - 2 missed
00:44	6 MILLER III R defensive rebound (8)			
00:24	4 BAILEY D foul drawn (1)			7 MILICIC JR. I foul personal (1 - 11)
00:24	4 BAILEY D free throw 1 - 2 made (5)	57-64	-7	
00:24	4 BAILEY D free throw 2 - 2 missed			
00:22	6 MILLER III R offensive rebound (9)			
00:18	5 CARTER C 3pt FG second chance, jump shot missed			
00:15	3 GIVENS III C offensive rebound (3)			
00:12	0 MILLER V foul drawn (2)			15 MASHACK J foul shooting (4 - 12)
00:12	0 MILLER V free throw 1 - 3 made (16)	58-64	-6	
00:12	0 MILLER V free throw 2 - 3 made (17)	59-64	-5	
00:12	0 MILLER V free throw 3 - 3 missed			
00:07				15 MASHACK J defensive rebound (8)
00:07	4 BAILEY D foul personal (1 - 12)			15 MASHACK J foul drawn (4)
00:07				15 MASHACK J free throw fast break 1 - 2 missed
00:07				offensive dead ball rebound (4)
00:07		59-65	-6	15 MASHACK J free throw fast break 2 - 2 made (9)
00:00	4 BAILEY D 3pt FG , jump shot missed			
00:00				2 LANIER C defensive rebound (9)
<b>END OF GAME</b>				
<b>LSU 59-65 TENN</b>				



Officials: Joe Lindsay, Vladimir Voyard-Tadal, Brian Dorsey

Tennessee - 39

NO.	Name	F	Min	FG	3P	FT	Rebounds			Fouls		TP	AS	TO	ST	Blocks		+/-
				M-A	M-A	M-A	OR	DR	TOT	PF	FD					BS	BA	
7	Igor Milicic Jr.	F	15:55	2-5	0-1	0-2	4	1	5	1	2	4	1	0	1	0	1	4
34	Felix Okpara	C	15:40	3-3	0-0	3-3	1	4	5	2	2	9	0	1	0	1	0	0
2	Chaz Lanier	G	18:07	3-7	2-5	1-2	0	2	2	2	1	9	0	0	0	0	0	3
5	Zakai Zeigler	G	18:07	4-8	0-1	3-4	0	0	0	2	3	11	2	2	1	0	0	1
15	Jahmai Mashack	G	18:44	0-1	0-1	3-4	3	1	4	3	3	3	1	0	0	0	0	3
8	Darlinstone Dubar		00:00	0-0	0-0	0-0	0	0	0	0	0	0	0	0	0	0	0	0
11	Jordan Gainey		09:07	1-3	0-1	0-0	0	1	1	0	0	2	0	0	1	0	0	1
12	Cade Phillips		04:20	0-2	0-0	1-2	0	1	1	2	1	1	0	0	0	0	0	3
Team							3	1	4			0			0			
<b>Totals</b>				13-29	2-9	11-17	11	11	22	12	12	39	4	3	3	1	1	3

Shooting By Period		
2 <sup>nd</sup> FG%	13-29	44.8%
3PT%	2-9	22.2%
FT%	11-17	64.7%
GM FG%	13-29	44.8%
3PT%	2-9	22.2%
FT%	11-17	64.7%

Dead Ball Rebounds: 2, 0

Technical Fouls::NONE

LSU - 36

NO.	Name	F	Min	FG	3P	FT	Rebounds			Fouls		TP	AS	TO	ST	Blocks		+/-
				M-A	M-A	M-A	OR	DR	TOT	PF	FD					BS	BA	
10	Daimion Collins	F	05:55	2-2	0-0	0-2	1	0	1	3	1	4	0	1	0	0	0	-6
0	Vyctorius Miller	G	09:59	2-3	1-1	2-3	0	1	1	2	1	7	0	0	0	0	0	1
3	Curtis Givens III	G	15:43	3-5	2-4	0-0	1	0	1	1	2	8	0	1	1	0	0	-2
4	Dji Bailey	G	20:00	0-4	0-2	1-2	1	1	2	1	1	1	1	0	2	0	1	-3
5	Cam Carter	G	18:06	2-6	1-4	5-5	0	0	0	1	3	10	1	1	0	0	0	-2
2	Mike Williams III		08:02	0-0	0-0	0-0	0	0	0	0	0	0	0	0	0	0	0	-7
6	Robert Miller III		14:05	2-2	0-0	0-1	2	6	8	2	3	4	2	1	0	1	0	3
1	Jordan Sears		08:10	0-2	0-1	2-2	0	0	0	2	1	2	0	0	0	0	0	1
Team							1	1	2			0			0			
<b>Totals</b>				11-24	4-12	10-15	6	9	15	12	12	36	4	4	3	1	1	-3

Shooting By Period		
2 <sup>nd</sup> FG%	11-24	45.8%
3PT%	4-12	33.3%
FT%	10-15	66.7%
GM FG%	11-24	45.8%
3PT%	4-12	33.3%
FT%	10-15	66.7%

Dead Ball Rebounds: 1, 0

Technical Fouls::NONE

	TENN	LSU
Biggest lead	15 (2 <sup>nd</sup> 3:24)	0 (1 <sup>st</sup> 20:00)
Best Scoring Run	7(2 <sup>nd</sup> 4:30)	7(2 <sup>nd</sup> 0:46)
Lead Changes	0	
Times Tied	0	
Time with Lead	19:46	00:00

Points from	TENN	LSU
Turnovers	9	8
Paint	20	10
Second Chance	18	4
Fast Breaks	9	4
Bench	3	6

	Period by Period Scoring		
	1st	2nd	TOT
TENN	26	39	65
LSU	23	36	59



**Tennessee at LSU**

02/25/25 Maravich Assembly Center, Baton Rouge  
2024-25 Men's Basketball

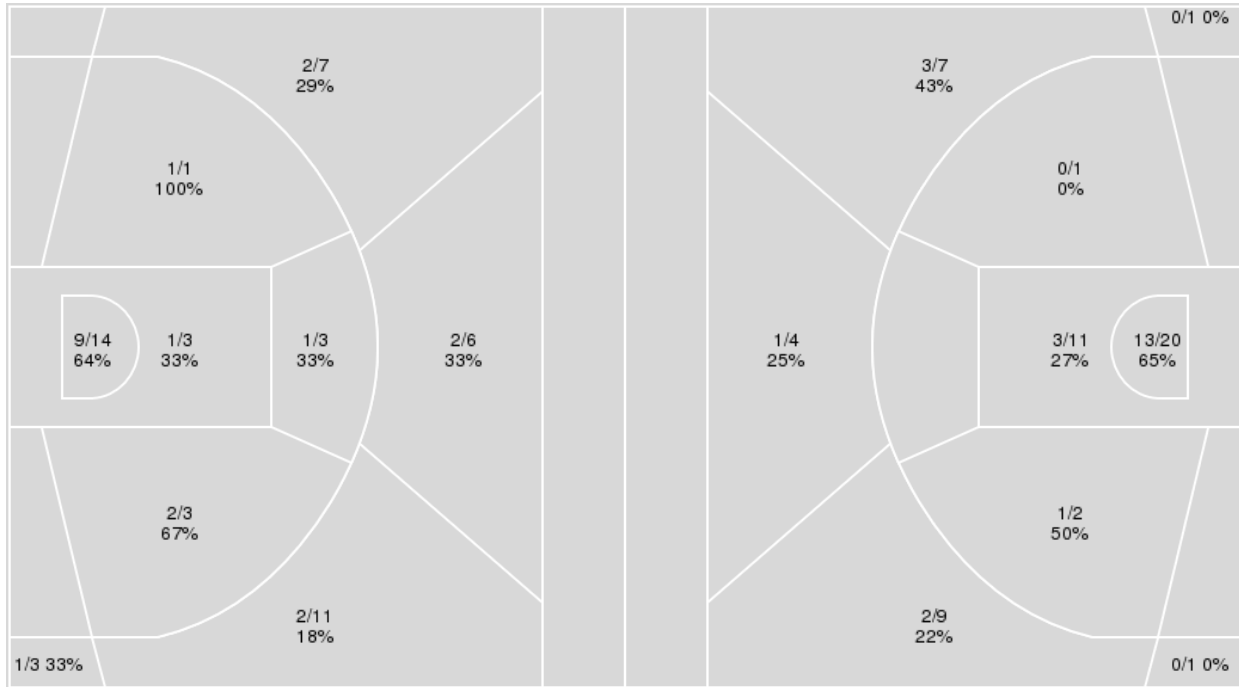
Officials: Joe Lindsay, Vladimir Voyard-Tadal, Brian Dorsey

{ Players => 0, 1, 2, 3, 4, 5, 6, 7, 8, 9, 10, 11, 14, 15, 20, 25; } FG Types => All; Results => All;

{ Players => 2, 3, 5, 7, 8, 11, 12, 13, 15, 21, 23, 24, 34, 35, 43; } FG Types => All; Results => All;

**LSU**

**Tennessee**



LSU	M/A	%
Field Goals	21/51	41
2 Points	14/24	58
3 Points	7/27	26
Free Throws	10/16	62

Tennessee	M/A	%
Field Goals	23/56	41
2 Points	17/34	50
3 Points	6/22	27
Free Throws	13/21	62



**Tennessee at LSU**

02/25/25 Maravich Assembly Center, Baton Rouge  
2024-25 Men's Basketball

Game Time: 8:00 PM  
Game Duration: 1:59  
Attendance: 8,522

Officials: Joe Lindsay, Vladimir Voyard-Tadal, Brian Dorsey

**Tennessee**

No	Name	Mins		Score		Points Diff		Points per Min		Assists		Rebounds		Steals		Turnovers	
		On	Off	On	Off	On	Off	On	Off	On	Off	On	Off	On	Off	On	Off
2	Chaz Lanier	35:40	04:20	59 - 51	6 - 8	8	-2	1.65	1.38	8	1	37	7	4	2	11	0
3	Bishop Boswell	03:33	36:27	3 - 2	62 - 57	1	5	0.85	1.70	1	8	5	39	0	6	2	9
5	Zakai Zeigler	34:34	05:26	60 - 57	5 - 2	3	3	1.74	0.92	8	1	35	9	6	0	9	2
7	Igor Milicic Jr.	27:08	12:52	49 - 41	16 - 18	8	-2	1.81	1.24	4	5	32	12	3	3	4	7
8	Darlinstone Dubar	05:28	34:32	8 - 9	57 - 50	-1	7	1.46	1.65	2	7	7	37	1	5	3	8
11	Jordan Gainey	17:25	22:35	23 - 23	42 - 36	0	6	1.32	1.86	5	4	21	23	5	1	6	5
12	Cade Phillips	12:06	27:54	22 - 22	43 - 37	0	6	1.82	1.54	2	7	16	28	3	3	3	8
15	Jahmai Mashack	36:12	03:48	58 - 53	7 - 6	5	1	1.60	1.84	8	1	39	5	5	1	9	2
34	Felix Okpara	27:54	12:06	43 - 37	22 - 22	6	0	1.54	1.82	7	2	28	16	3	3	8	3

**LSU**

No	Name	Mins		Score		Points Diff		Points per Min		Assists		Rebounds		Steals		Turnovers	
		On	Off	On	Off	On	Off	On	Off	On	Off	On	Off	On	Off	On	Off
0	Vyctorius Miller	27:27	12:33	39 - 40	20 - 25	-1	-5	1.42	1.59	4	4	21	7	5	4	7	3
1	Jordan Sears	15:22	24:38	25 - 26	34 - 39	-1	-5	1.63	1.38	5	3	9	19	5	4	3	7
2	Mike Williams III	13:59	26:01	16 - 29	43 - 36	-13	7	1.14	1.65	3	5	10	18	3	6	5	5
3	Curtis Givens III	28:31	11:29	41 - 44	18 - 21	-3	-3	1.44	1.57	5	3	20	8	6	3	8	2
4	Dji Bailey	36:27	03:33	57 - 61	2 - 4	-4	-2	1.56	0.56	8	0	25	3	7	2	9	1
5	Cam Carter	34:41	05:19	56 - 56	3 - 9	0	-6	1.61	0.56	7	1	24	4	8	1	7	3
6	Robert Miller III	19:04	20:56	36 - 32	23 - 33	4	-10	1.89	1.10	5	3	14	14	5	4	3	7
10	Daimion Collins	20:56	19:04	23 - 33	36 - 32	-10	4	1.10	1.89	3	5	14	14	4	5	7	3
11	Corey Chest	03:33	36:27	2 - 4	57 - 61	-2	-4	0.56	1.56	0	8	3	25	2	7	1	9

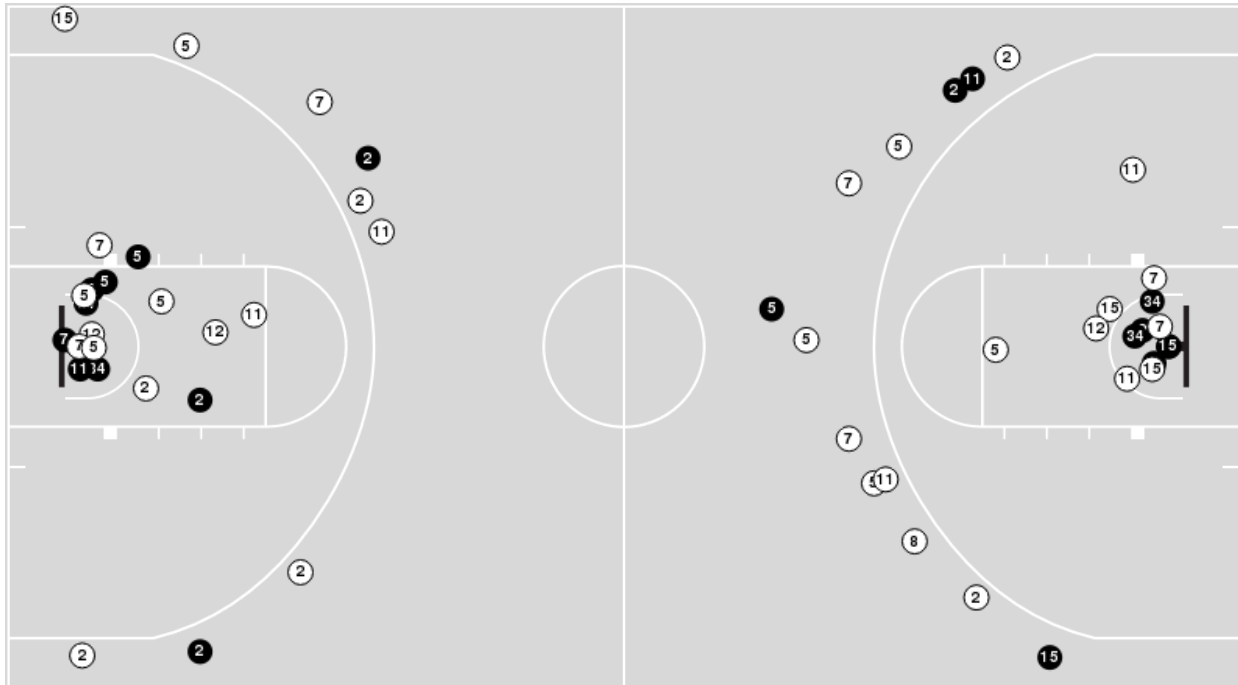


**Officials:** Joe Lindsay, Vladimir Voyard-Tadal, Brian Dorsey

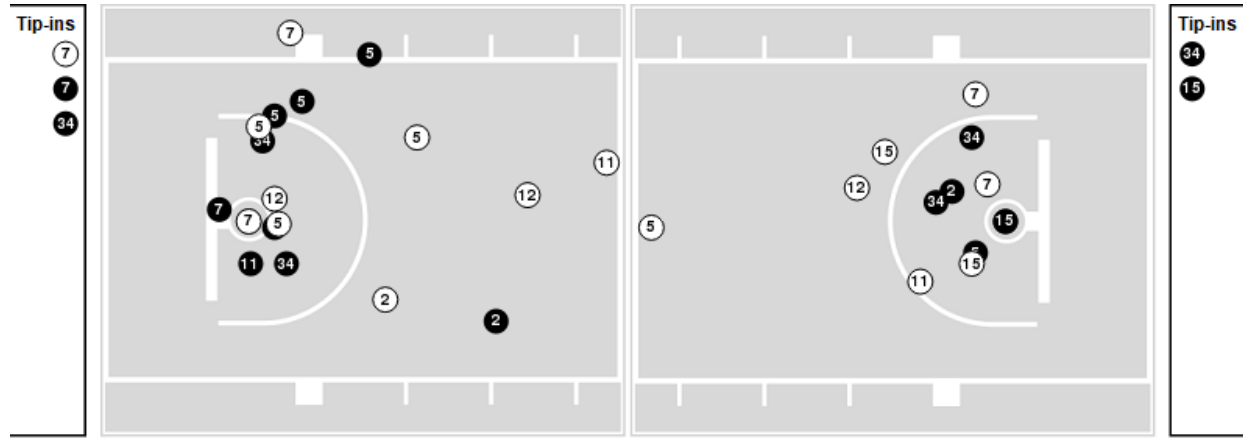
Players => 2, 3, 5, 7, 8, 11, 12, 13, 15, 21, 23, 24, 34, 35, 43FG Types=>AllResults=>All

**Tennessee**

**All Field Goals**



**Blow Up Chart**



● Made    ○ Missed    N - Player Number

Tennessee	M/A	%
Field Goals	23/56	41
2 Points	17/34	50
3 Points	6/22	27
Free Throws	13/21	62

Tennessee	M/A	%
Points in the Paint	32 (16 / 31)	52
Fast Break Points	10 (9/13)	69
Second Chance Points	27 (14/19)	74
Effective FG%	46	



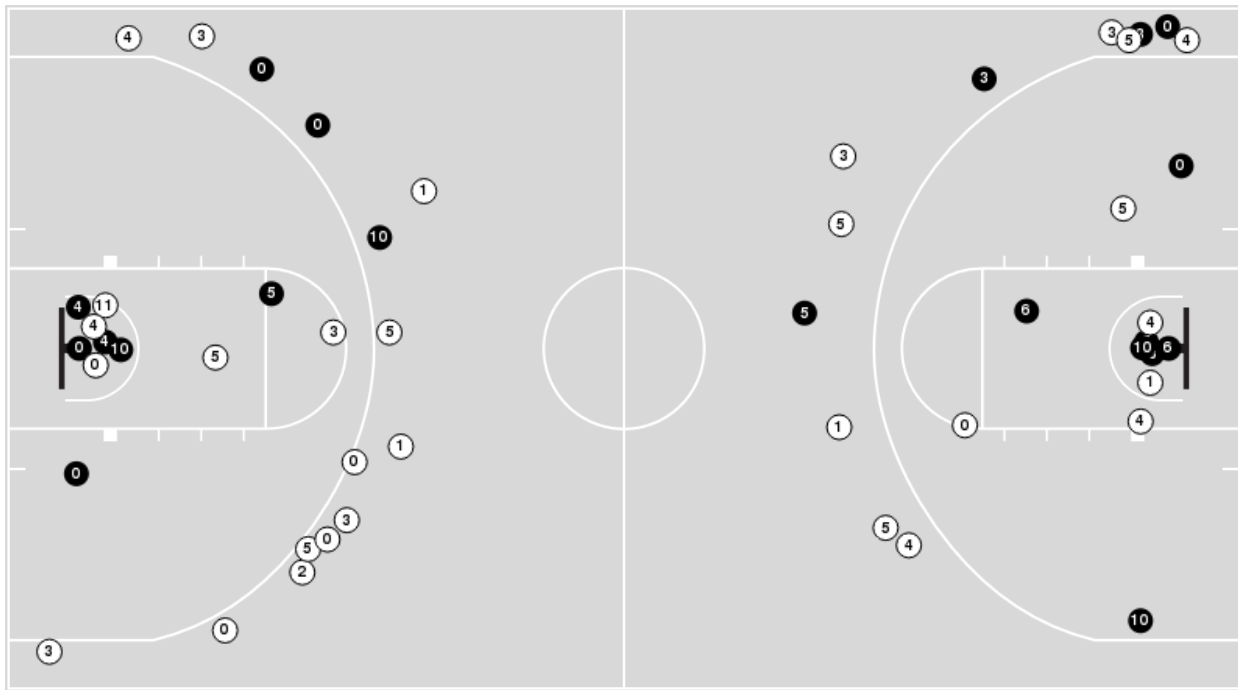


**Officials:** Joe Lindsay, Vladimir Voyard-Tadal, Brian Dorsey

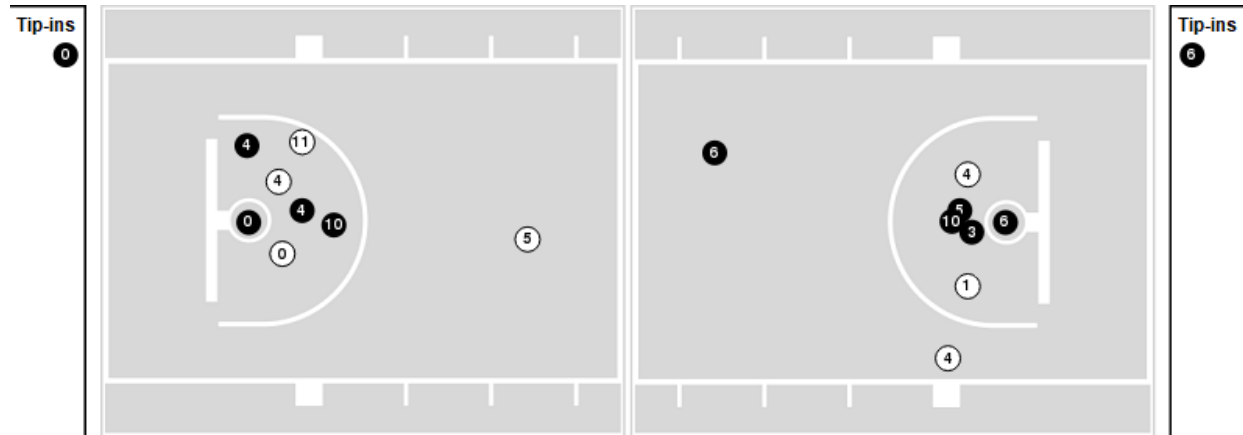
Players => 0, 1, 2, 3, 4, 5, 6, 7, 8, 9, 10, 11, 14, 15, 20, 25FG Types=>AllResults=>All

**LSU**

**All Field Goals**



**Blow Up Chart**



● Made    ○ Missed    N - Player Number

LSU	M/A	%
Field Goals	21/51	41
2 Points	14/24	58
3 Points	7/27	26
Free Throws	10/16	62

LSU	M/A	%
Points in the Paint	20 (10 / 17)	59
Fast Break Points	8 (5/5)	100
Second Chance Points	8 (5/10)	50
Effective FG%	48	



**Officials:** Joe Lindsay, Vladimir Voyard-Tadal, Brian Dorsey

**Tennessee**

Lineup	Quarter On	Time On	Quarter Off	Time Off	Time on Court	Score	Score Diff	Reb	Stl	Tov	Ass	PPP
2- Lanier C/ 5- Zeigler Z/ 7- Milicic Jr. I/ 15- Mashack J/ 34- Okpara F/	1	20:00	1	15:08	04:52	7-5	2	6	0	1	1	1.0000
5- Zeigler Z/ 7- Milicic Jr. I/ 11- Gainey J/ 12- Phillips C/ 15- Mashack J/	1	15:08	1	14:00	01:08	0-3	-3	1	0	0	0	0.0000
5- Zeigler Z/ 8- Dubar D/ 11- Gainey J/ 12- Phillips C/ 15- Mashack J/	1	14:00	1	12:41	01:19	3-2	1	3	0	0	1	3.0000
2- Lanier C/ 5- Zeigler Z/ 8- Dubar D/ 11- Gainey J/ 12- Phillips C/	1	12:41	1	11:29	01:12	4-2	2	1	1	1	1	1.3333
2- Lanier C/ 5- Zeigler Z/ 8- Dubar D/ 11- Gainey J/ 34- Okpara F/	1	11:29	1	11:29	00:00	1-0	1	0	0	0	0	1.1364
2- Lanier C/ 3- Boswell B/ 8- Dubar D/ 11- Gainey J/ 34- Okpara F/	1	11:29	1	10:09	01:20	0-2	-2	2	0	1	0	0.0000
2- Lanier C/ 3- Boswell B/ 8- Dubar D/ 15- Mashack J/ 34- Okpara F/	1	10:09	1	09:48	00:21	0-0	0	0	0	0	0	0.0000
2- Lanier C/ 3- Boswell B/ 7- Milicic Jr. I/ 15- Mashack J/ 34- Okpara F/	1	09:48	1	07:56	01:52	3-0	3	3	0	1	1	1.0000
2- Lanier C/ 5- Zeigler Z/ 7- Milicic Jr. I/ 15- Mashack J/ 34- Okpara F/	1	07:56	1	07:26	00:30	2-0	2	0	0	0	0	2.0000
2- Lanier C/ 5- Zeigler Z/ 11- Gainey J/ 15- Mashack J/ 34- Okpara F/	1	07:26	1	04:07	03:19	2-2	0	2	2	2	1	0.4000
2- Lanier C/ 5- Zeigler Z/ 11- Gainey J/ 12- Phillips C/ 15- Mashack J/	1	04:07	1	04:07	00:00	0-0	0	0	0	0	0	0.0000
2- Lanier C/ 5- Zeigler Z/ 7- Milicic Jr. I/ 12- Phillips C/ 15- Mashack J/	1	04:07	1	01:16	02:51	4-4	0	3	0	1	0	1.0309
2- Lanier C/ 5- Zeigler Z/ 8- Dubar D/ 12- Phillips C/ 15- Mashack J/	1	01:16	2	20:00	01:16	0-3	-3	1	0	1	0	0.0000
2- Lanier C/ 5- Zeigler Z/ 7- Milicic Jr. I/ 15- Mashack J/ 34- Okpara F/	2	20:00	2	15:29	04:31	10-5	5	3	1	0	2	1.5823
5- Zeigler Z/ 7- Milicic Jr. I/ 11- Gainey J/ 12- Phillips C/ 15- Mashack J/	2	15:29	2	13:36	01:53	3-3	0	3	2	0	0	1.2295
2- Lanier C/ 5- Zeigler Z/ 7- Milicic Jr. I/ 11- Gainey J/ 12- Phillips C/	2	13:36	2	13:05	00:31	2-0	2	1	0	0	0	2.0000
2- Lanier C/ 5- Zeigler Z/ 7- Milicic Jr. I/ 11- Gainey J/ 34- Okpara F/	2	13:05	2	12:20	00:45	0-2	-2	1	0	0	0	-0.0000
2- Lanier C/ 5- Zeigler Z/ 11- Gainey J/ 15- Mashack J/ 34- Okpara F/	2	12:20	2	08:15	04:05	6-7	-1	3	0	2	2	0.8721
2- Lanier C/ 5- Zeigler Z/ 7- Milicic Jr. I/ 15- Mashack J/ 34- Okpara F/	2	08:15	2	06:49	01:26	6-4	2	1	0	0	0	2.4590
2- Lanier C/ 7- Milicic Jr. I/ 11- Gainey J/ 15- Mashack J/ 34- Okpara F/	2	06:49	2	04:56	01:53	2-0	2	4	0	0	0	1.0638
2- Lanier C/ 7- Milicic Jr. I/ 11- Gainey J/ 12- Phillips C/ 15- Mashack J/	2	04:56	2	04:56	00:00	0-0	0	0	0	0	0	0.0000
2- Lanier C/ 5- Zeigler Z/ 7- Milicic Jr. I/ 12- Phillips C/ 15- Mashack J/	2	04:56	2	03:00	01:56	6-5	1	3	0	0	0	2.0833
2- Lanier C/ 5- Zeigler Z/ 7- Milicic Jr. I/ 15- Mashack J/ 34- Okpara F/	2	03:00	2	00:00	03:00	4-10	-6	3	0	1	0	0.8403



Tennessee at LSU

LSU

Lineup	Quarter On	Time On	Quarter Off	Time Off	Time on Court	Score	Score Diff	Reb	Stl	Tov	Ass	PPP
0- Miller V/ 3- Givens III C/ 4- Bailey D/ 5- Carter C/ 10- Collins D/	1	20:00	1	15:08	04:52	5-7	-2	3	1	1	1	0.7143
0- Miller V/ 1- Sears J/ 4- Bailey D/ 5- Carter C/ 6- Miller III R/	1	15:08	1	12:41	02:27	5-3	2	1	0	0	1	2.5000
1- Sears J/ 2- Williams III M/ 4- Bailey D/ 5- Carter C/ 6- Miller III R/	1	12:41	1	11:29	01:12	2-4	-2	0	1	1	1	0.6667
1- Sears J/ 2- Williams III M/ 5- Carter C/ 6- Miller III R/ 11- Chest C/	1	11:29	1	10:09	01:20	2-1	1	1	1	0	0	0.6667
0- Miller V/ 1- Sears J/ 2- Williams III M/ 10- Collins D/ 11- Chest C/	1	10:09	1	07:56	02:13	0-3	-3	2	1	1	0	0.0000
0- Miller V/ 2- Williams III M/ 3- Givens III C/ 4- Bailey D/ 10- Collins D/	1	07:56	1	06:44	01:12	0-2	-2	1	0	1	0	0.0000
0- Miller V/ 3- Givens III C/ 4- Bailey D/ 5- Carter C/ 10- Collins D/	1	06:44	2	16:16	10:28	14-13	1	7	2	4	1	0.8028
2- Williams III M/ 3- Givens III C/ 4- Bailey D/ 5- Carter C/ 10- Collins D/	2	16:16	2	16:05	00:11	0-2	-2	0	0	0	0	0.0000
2- Williams III M/ 3- Givens III C/ 4- Bailey D/ 5- Carter C/ 6- Miller III R/	2	16:05	2	14:59	01:06	0-3	-3	1	0	1	0	0.0000
1- Sears J/ 2- Williams III M/ 3- Givens III C/ 4- Bailey D/ 6- Miller III R/	2	14:59	2	13:05	01:54	3-3	0	1	0	1	1	1.5000
1- Sears J/ 3- Givens III C/ 4- Bailey D/ 5- Carter C/ 6- Miller III R/	2	13:05	2	11:06	01:59	4-2	2	0	2	0	1	1.3333
1- Sears J/ 2- Williams III M/ 4- Bailey D/ 5- Carter C/ 6- Miller III R/	2	11:06	2	08:15	02:51	5-4	1	3	0	0	0	1.1261
1- Sears J/ 2- Williams III M/ 4- Bailey D/ 5- Carter C/ 10- Collins D/	2	08:15	2	06:49	01:26	4-6	-2	1	0	0	1	2.1277
2- Williams III M/ 3- Givens III C/ 4- Bailey D/ 5- Carter C/ 10- Collins D/	2	06:49	2	06:15	00:34	0-0	0	0	0	0	0	0.0000
0- Miller V/ 2- Williams III M/ 3- Givens III C/ 4- Bailey D/ 6- Miller III R/	2	06:15	2	06:15	00:00	0-1	-1	0	0	0	0	0.0000
0- Miller V/ 3- Givens III C/ 4- Bailey D/ 5- Carter C/ 6- Miller III R/	2	06:15	2	00:00	06:15	15-11	4	7	1	0	1	1.5957



**Officials:** Joe Lindsay, Vladimir Voyard-Tadal, Brian Dorsey

**Tennessee**

Lineup	Time	Score	Score Diff	Pts/Min	Reb	Stl	Tov	Ass	PPP
2- Lanier C/ 5- Zeigler Z/ 7- Milicic Jr. I/ 15- Mashack J/ 34- Okpara F/	14:19	29-24	5	2.0256	13	1	2	3	1.3476
2- Lanier C/ 5- Zeigler Z/ 11- Gainey J/ 15- Mashack J/ 34- Okpara F/	07:24	8-9	-1	1.0811	5	2	4	3	0.6734
2- Lanier C/ 5- Zeigler Z/ 7- Milicic Jr. I/ 12- Phillips C/ 15- Mashack J/	04:47	10-9	1	2.0906	6	0	1	0	1.4793
5- Zeigler Z/ 7- Milicic Jr. I/ 11- Gainey J/ 12- Phillips C/ 15- Mashack J/	03:01	3-6	-3	0.9945	4	2	0	0	0.8721
2- Lanier C/ 7- Milicic Jr. I/ 11- Gainey J/ 15- Mashack J/ 34- Okpara F/	01:53	2-0	2	1.0619	4	0	0	0	1.0638
2- Lanier C/ 3- Boswell B/ 7- Milicic Jr. I/ 15- Mashack J/ 34- Okpara F/	01:52	3-0	3	1.6071	3	0	1	1	1.0000
2- Lanier C/ 3- Boswell B/ 8- Dubar D/ 11- Gainey J/ 34- Okpara F/	01:20	0-2	-2	0.0000	2	0	1	0	0.0000
5- Zeigler Z/ 8- Dubar D/ 11- Gainey J/ 12- Phillips C/ 15- Mashack J/	01:19	3-2	1	2.2785	3	0	0	1	3.0000
2- Lanier C/ 5- Zeigler Z/ 8- Dubar D/ 12- Phillips C/ 15- Mashack J/	01:16	0-3	-3	0.0000	1	0	1	0	0.0000
2- Lanier C/ 5- Zeigler Z/ 8- Dubar D/ 11- Gainey J/ 12- Phillips C/	01:12	4-2	2	3.3333	1	1	1	1	1.3333
2- Lanier C/ 5- Zeigler Z/ 7- Milicic Jr. I/ 11- Gainey J/ 34- Okpara F/	00:45	0-2	-2	0.0000	1	0	0	0	-0.0000
2- Lanier C/ 5- Zeigler Z/ 7- Milicic Jr. I/ 11- Gainey J/ 12- Phillips C/	00:31	2-0	2	3.8710	1	0	0	0	2.0000
2- Lanier C/ 3- Boswell B/ 8- Dubar D/ 15- Mashack J/ 34- Okpara F/	00:21	0-0	0	0.0000	0	0	0	0	0.0000
2- Lanier C/ 5- Zeigler Z/ 8- Dubar D/ 11- Gainey J/ 34- Okpara F/	00:00	1-0	1	∞	0	0	0	0	1.1364
2- Lanier C/ 5- Zeigler Z/ 11- Gainey J/ 12- Phillips C/ 15- Mashack J/	00:00	0-0	0	NaN	0	0	0	0	0.0000
2- Lanier C/ 7- Milicic Jr. I/ 11- Gainey J/ 12- Phillips C/ 15- Mashack J/	00:00	0-0	0	NaN	0	0	0	0	0.0000



Official Basketball Line Up Analysis - Final  
**Tennessee at LSU**  
 02/25/25 Maravich Assembly Center, Baton Rouge  
 2024-25 Men's Basketball

**Game Time:** 8:00 PM  
**Game Duration:** 1:59  
**Attendance:** 8,522

**Officials:** Joe Lindsay, Vladimir Voyard-Tadal, Brian Dorsey

**LSU**

Lineup	Time	Score	Score Diff	Pts/Min	Reb	Stl	Tov	Ass	PPP
0- Miller V/ 3- Givens III C/ 4- Bailey D/ 5- Carter C/ 10- Collins D/	15:20	19-20	-1	1.2391	10	3	5	2	0.7774
0- Miller V/ 3- Givens III C/ 4- Bailey D/ 5- Carter C/ 6- Miller III R/	06:15	15-11	4	2.4000	7	1	0	1	1.5957
1- Sears J/ 2- Williams III M/ 4- Bailey D/ 5- Carter C/ 6- Miller III R/	04:03	7-8	-1	1.7284	3	1	1	1	0.9409
0- Miller V/ 1- Sears J/ 4- Bailey D/ 5- Carter C/ 6- Miller III R/	02:27	5-3	2	2.0408	1	0	0	1	2.5000
0- Miller V/ 1- Sears J/ 2- Williams III M/ 10- Collins D/ 11- Chest C/	02:13	0-3	-3	0.0000	2	1	1	0	0.0000
1- Sears J/ 3- Givens III C/ 4- Bailey D/ 5- Carter C/ 6- Miller III R/	01:59	4-2	2	2.0168	0	2	0	1	1.3333
1- Sears J/ 2- Williams III M/ 3- Givens III C/ 4- Bailey D/ 6- Miller III R/	01:54	3-3	0	1.5789	1	0	1	1	1.5000
1- Sears J/ 2- Williams III M/ 4- Bailey D/ 5- Carter C/ 10- Collins D/	01:26	4-6	-2	2.7907	1	0	0	1	2.1277
1- Sears J/ 2- Williams III M/ 5- Carter C/ 6- Miller III R/ 11- Chest C/	01:20	2-1	1	1.5000	1	1	0	0	0.6667
0- Miller V/ 2- Williams III M/ 3- Givens III C/ 4- Bailey D/ 10- Collins D/	01:12	0-2	-2	0.0000	1	0	1	0	0.0000
2- Williams III M/ 3- Givens III C/ 4- Bailey D/ 5- Carter C/ 6- Miller III R/	01:06	0-3	-3	0.0000	1	0	1	0	0.0000
2- Williams III M/ 3- Givens III C/ 4- Bailey D/ 5- Carter C/ 10- Collins D/	00:45	0-2	-2	0.0000	0	0	0	0	0.0000
0- Miller V/ 2- Williams III M/ 3- Givens III C/ 4- Bailey D/ 6- Miller III R/	00:00	0-1	-1	NaN	0	0	0	0	0.0000