



Officials: Olandis Poole, Joe Lindsay, Jason Baker

LSU - 75 Record: 16-13 (8-8)

NO.	Name	Min	FG	3P	FT	Rebounds			Fouls		TP	AS	TO	ST	Blocks		+/-
			M-A	M-A	M-A	OR	DR	TOT	PF	FD					BS	BA	
15	Tyrell Ward	F 27:02	4-13	2-10	0-0	0	5	5	2	3	10	1	1	1	0	0	2
20	Derek Fountain	F 17:59	2-6	1-4	0-0	2	2	4	3	1	5	0	1	0	0	0	9
9	Will Baker	C 23:24	4-12	2-5	0-0	2	1	3	1	1	10	2	1	0	0	2	8
0	Trae Hannibal	G 32:58	0-2	0-0	1-2	1	6	7	2	4	1	6	1	0	0	0	7
6	Jordan Wright	G 33:39	5-8	1-4	4-4	3	4	7	3	3	15	1	4	0	1	0	20
2	Mike Williams III	22:21	3-6	2-5	2-2	0	1	1	1	1	10	1	0	0	0	0	8
13	Jalen Reed	22:01	4-6	1-1	4-6	3	3	6	4	3	13	1	1	0	0	0	5
12	Hunter Dean	16:36	2-3	0-1	4-5	3	2	5	2	3	8	0	0	0	0	0	6
5	Mwani Wilkinson	03:60	1-1	1-1	0-0	0	0	0	1	0	3	0	0	0	0	0	5
Team						0	3	3			0		2				
Totals			25-57	10-31	15-19	14	27	41	19	19	75	12	11	1	1	2	14

Shooting By Period		
1 st FG%	14-25	56.0%
3PT%	8-17	47.1%
FT%	6-10	60%
2 nd FG%	11-32	34.4%
3PT%	2-14	14.3%
FT%	9-9	100%
GM FG%	25-57	43.9%
3PT%	10-31	32.3%
FT%	15-19	78.9%

Dead Ball Rebounds: 3, 0

Technical Fouls::NONE

Vanderbilt - 61 Record: 8-21 (3-13)

NO.	Name	Min	FG	3P	FT	Rebounds			Fouls		TP	AS	TO	ST	Blocks		+/-
			M-A	M-A	M-A	OR	DR	TOT	PF	FD					BS	BA	
2	Ven-Allen Lubin	F 32:32	3-7	0-0	2-3	1	1	2	1	3	8	1	0	0	1	0	-9
0	Tyrin Lawrence	G 37:07	7-15	2-6	5-10	0	4	4	1	6	21	0	1	2	0	1	-7
5	Ezra Manjon	G 37:00	5-8	1-1	6-7	1	2	3	1	6	17	2	3	0	0	0	-10
10	Jordan Williams	G 14:41	0-2	0-1	0-0	3	0	3	3	0	0	0	2	1	0	0	-9
12	Evan Taylor	G 21:00	2-9	0-3	1-1	0	4	4	4	1	5	0	0	0	1	0	-8
3	Paul Lewis	14:25	1-4	0-3	0-0	0	2	2	2	0	2	1	0	1	0	0	-2
24	JaQualon "JQ" Roberts	20:26	1-4	0-2	0-0	2	2	4	4	0	2	2	0	0	0	0	-3
4	Isaiah West	05:22	0-1	0-1	2-2	0	1	1	1	1	2	0	0	0	0	0	-8
21	Tasos Kamateros	06:02	0-1	0-1	0-0	1	0	1	0	0	0	0	0	0	0	0	-8
23	Jason Rivera-Torres	05:46	0-1	0-1	0-0	0	0	0	2	1	0	1	0	0	0	0	-5
13	Malik Presley	05:39	1-3	0-2	2-2	0	0	0	0	1	4	0	0	0	0	0	-1
Team						2	3	5			0		0				
Totals			20-55	3-21	18-25	10	19	29	19	19	61	7	6	4	2	1	-14

Shooting By Period		
1 st FG%	8-27	29.6%
3PT%	0-12	0.0%
FT%	6-8	75%
2 nd FG%	12-28	42.9%
3PT%	3-9	33.3%
FT%	12-17	70.6%
GM FG%	20-55	36.4%
3PT%	3-21	14.3%
FT%	18-25	72.0%

Dead Ball Rebounds: 5, 0

Technical Fouls::NONE

	LSU	Vandy
Biggest lead	22 (2 nd 19:29)	0 (1 st 20:00)
Best Scoring Run	7(1 st 18:41)	8(2 nd 10:14)
Lead Changes	0	
Times Tied	0	
Time with Lead	39:45	00:00

Points from	LSU	Vandy
Turnovers	7	10
Paint	26	28
Second Chance	12	9
Fast Breaks	4	4
Bench	34	10

	Period by Period Scoring		
	1st	2nd	TOT
LSU	42	33	75
Vandy	22	39	61



Officials: Olandis Poole, Joe Lindsay, Jason Baker

Period 1

Quarter Starters:

Vandy	0 Lawrence T	2 Lubin V	5 Manjon E	10 Williams J	12 Taylor E
LSU	0 Hannibal T	6 Wright J	9 Baker W	15 Ward T	20 Fountain D

Game Time	Vandy	Score	Diff	LSU
20:00	2 LUBIN V jumpball lost			9 BAKER W jumpball won
19:50				9 BAKER W 2pt FG in the paint, layup missed
19:45				6 WRIGHT J offensive rebound (1)
19:45		0-2	-2	6 WRIGHT J 2pt FG second chance in the paint, layup made (2)
19:20	2 LUBIN V 2pt FG in the paint, layup missed			
19:17				20 FOUNTAIN D defensive rebound (1)
19:04		0-5	-5	20 FOUNTAIN D 3pt FG , jump shot made (3)
19:04				0 HANNIBAL T assist (1)
18:46	0 LAWRENCE T turnover bad pass (1)			
18:41		0-7	-7	15 WARD T 2pt FG fast break from turnover in the paint, driving layup made (2)
18:30	0 LAWRENCE T 3pt FG , jump shot missed			
18:26	10 WILLIAMS J offensive rebound (1)			
18:09	12 TAYLOR E 2pt FG second chance outside the paint, pull up jump shot made (2)	2-7	-5	
17:48				20 FOUNTAIN D 3pt FG , jump shot missed
17:46	5 MANJON E defensive rebound (1)			
17:40	5 MANJON E 2pt FG outside the paint, jump shot missed			
17:37	10 WILLIAMS J offensive rebound (2)			
17:32	0 LAWRENCE T foul drawn (1)			15 WARD T foul shooting (1 - 1)
17:32	0 LAWRENCE T free throw 1 - 2 missed			
17:32	offensive dead ball rebound (1)			
17:32	0 LAWRENCE T free throw 2 - 2 made (1)	3-7	-4	
17:06				15 WARD T 3pt FG , jump shot missed
17:04				9 BAKER W offensive rebound (1)
17:01		3-10	-7	6 WRIGHT J 3pt FG second chance, jump shot made (5)
17:01				9 BAKER W assist (1)
16:46	12 TAYLOR E 3pt FG , jump shot missed			
16:42	10 WILLIAMS J offensive rebound (3)			
16:35	0 LAWRENCE T 2pt FG second chance in the paint, driving layup made (3)	5-10	-5	
16:14				20 FOUNTAIN D 3pt FG , jump shot missed
16:12				9 BAKER W offensive rebound (2)
16:06	10 WILLIAMS J steal (1)			6 WRIGHT J turnover lost ball (1)
15:52	0 LAWRENCE T 2pt FG from turnover in the paint, driving layup blocked			
15:52				6 WRIGHT J block (1)
15:52	offensive rebound (5)			
15:52	Timeout media			
15:52				15 WARD T substitution out
15:52				20 FOUNTAIN D substitution out
15:52				2 WILLIAMS III M substitution in
15:52				13 REED J substitution in
15:38	10 WILLIAMS J 3pt FG from turnover second chance, jump shot missed			



LSU at Vanderbilt

03/02/24 Memorial Gymnasium, Nashville, Tenn.
Vanderbilt vs. LSU

Game Time: 2:30 PM
Game Duration: 1:55
Attendance: 6,696

Officials: Olandis Poole, Joe Lindsay, Jason Baker

Game Time	Vandy	Score	Diff	LSU
15:34				9 BAKER W defensive rebound (3)
15:27				9 BAKER W turnover out of bounds (1)
15:15	12 TAYLOR E 3pt FG from turnover, jump shot missed			
15:11				2 WILLIAMS III M defensive rebound (1)
14:58				9 BAKER W 3pt FG , jump shot missed
14:55	12 TAYLOR E defensive rebound (1)			
14:29	10 WILLIAMS J turnover lost ball (1)			
14:19		5-13	-8	2 WILLIAMS III M 3pt FG from turnover, jump shot made (3)
14:19				0 HANNIBAL T assist (2)
14:00	5 MANJON E 2pt FG outside the paint, pull up jump shot made (2)	7-13	-6	
13:36		7-15	-8	6 WRIGHT J 2pt FG in the paint, jump shot made (7)
13:36				9 BAKER W assist (2)
13:36	10 WILLIAMS J foul shooting (1 - 1)			6 WRIGHT J foul drawn (1)
13:36	10 WILLIAMS J substitution out			
13:36	3 LEWIS P substitution in			
13:36				9 BAKER W substitution out
13:36				12 DEAN H substitution in
13:36		7-16	-9	6 WRIGHT J free throw 1 - 1 made (8)
13:36				6 WRIGHT J substitution out
13:36				15 WARD T substitution in
13:14	2 LUBIN V 2pt FG in the paint, step back jump shot missed			
13:11				12 DEAN H defensive rebound (1)
12:53				15 WARD T 3pt FG , jump shot missed
12:51	3 LEWIS P defensive rebound (1)			
12:45	0 LAWRENCE T 2pt FG in the paint, driving layup made (5)	9-16	-7	
12:25				15 WARD T 2pt FG in the paint, driving layup missed
12:21	12 TAYLOR E defensive rebound (2)			
12:19	5 MANJON E foul drawn (1)			13 REED J foul personal (1 - 2)
12:19	12 TAYLOR E substitution out			
12:19	24 ROBERTS J substitution in			
12:19				0 HANNIBAL T substitution out
12:19				6 WRIGHT J substitution in
12:10	0 LAWRENCE T 3pt FG , jump shot missed			
12:08				6 WRIGHT J defensive rebound (2)
12:02				2 WILLIAMS III M 3pt FG , jump shot missed
11:59				13 REED J offensive rebound (1)
11:59	24 ROBERTS J foul shooting (1 - 2)			13 REED J foul drawn (1)
11:59	Timeout media			
11:59	2 LUBIN V substitution out			
11:59	5 MANJON E substitution out			
11:59	4 WEST I substitution in			
11:59	21 KAMATEROS T substitution in			
11:59				13 REED J free throw 1 - 2 missed
11:59				offensive dead ball rebound (1)
11:59				13 REED J free throw 2 - 2 missed
11:58	0 LAWRENCE T defensive rebound (1)			
11:38	3 LEWIS P 3pt FG , jump shot missed			
11:35				6 WRIGHT J defensive rebound (3)



LSU at Vanderbilt

03/02/24 Memorial Gymnasium, Nashville, Tenn.
Vanderbilt vs. LSU

Game Time: 2:30 PM
Game Duration: 1:55
Attendance: 6,696

Officials: Olandis Poole, Joe Lindsay, Jason Baker

Game Time	Vandy	Score	Diff	LSU
11:25		9-18	-9	13 REED J 2pt FG in the paint, driving layup made (2)
10:59	21 KAMATEROS T 3pt FG , jump shot missed			
10:57				15 WARD T defensive rebound (1)
10:45		9-21	-12	15 WARD T 3pt FG , jump shot made (5)
10:45				6 WRIGHT J assist (1)
10:19	0 LAWRENCE T 2pt FG in the paint, jump shot made (7)	11-21	-10	
09:51	3 LEWIS P steal (1)			6 WRIGHT J turnover bad pass (2)
09:47	0 LAWRENCE T 2pt FG fast break from turnover in the paint, dunk, made (9)	13-21	-8	
09:47	3 LEWIS P assist (1)			
09:30	3 LEWIS P foul personal (1 - 3)			15 WARD T foul drawn (1)
09:30	0 LAWRENCE T substitution out			
09:30	10 WILLIAMS J substitution in			
09:30				2 WILLIAMS III M substitution out
09:30				13 REED J substitution out
09:30				0 HANNIBAL T substitution in
09:30				20 FOUNTAIN D substitution in
09:27		13-24	-11	15 WARD T 3pt FG , jump shot made (8)
09:27				0 HANNIBAL T assist (3)
09:08	10 WILLIAMS J 2pt FG in the paint, jump shot missed			
09:05	21 KAMATEROS T offensive rebound (1)			
08:59	10 WILLIAMS J foul offensive (2 - 4)			15 WARD T foul drawn (2)
08:59	10 WILLIAMS J turnover offensive (2)			
08:59	3 LEWIS P substitution out			
08:59	5 MANJON E substitution in			
08:59				12 DEAN H substitution out
08:59				9 BAKER W substitution in
08:46				15 WARD T 3pt FG from turnover, jump shot missed
08:44	24 ROBERTS J defensive rebound (1)			
08:16	4 WEST I 3pt FG , jump shot missed			
08:13				0 HANNIBAL T defensive rebound (1)
08:13	10 WILLIAMS J foul personal (3 - 5)			0 HANNIBAL T foul drawn (1)
08:13	10 WILLIAMS J substitution out			
08:13	24 ROBERTS J substitution out			
08:13	2 LUBIN V substitution in			
08:13	23 RIVERA-TORRES J substitution in			
08:13				15 WARD T substitution out
08:13				2 WILLIAMS III M substitution in
07:57	23 RIVERA-TORRES J foul personal (1 - 6)			9 BAKER W foul drawn (1)
07:57	Timeout media			
07:44				6 WRIGHT J 3pt FG , jump shot missed
07:41	4 WEST I defensive rebound (1)			
07:33	2 LUBIN V 2pt FG in the paint, jump shot missed			
07:30				0 HANNIBAL T defensive rebound (2)
07:16		13-27	-14	9 BAKER W 3pt FG , jump shot made (3)
07:16				0 HANNIBAL T assist (4)
06:59	4 WEST I foul drawn (1)			6 WRIGHT J foul shooting (1 - 3)
06:59	4 WEST I free throw 1 - 2 made (1)	14-27	-13	
06:59	4 WEST I free throw 2 - 2 made (2)	15-27	-12	



LSU at Vanderbilt

03/02/24 Memorial Gymnasium, Nashville, Tenn.
Vanderbilt vs. LSU

Game Time: 2:30 PM
Game Duration: 1:55
Attendance: 6,696

Officials: Olandis Poole, Joe Lindsay, Jason Baker

Game Time	Vandy	Score	Diff	LSU
06:37		15-29	-14	6 WRIGHT J 2pt FG in the paint, layup made (10)
06:37	4 WEST I foul shooting (1 - 7)			6 WRIGHT J foul drawn (2)
06:37		15-30	-15	6 WRIGHT J free throw 1 - 1 made (11)
06:37	4 WEST I substitution out			
06:37	0 LAWRENCE T substitution in			
06:27	5 MANJON E turnover bad pass (1)			
06:16				20 FOUNTAIN D 3pt FG from turnover, jump shot missed
06:12	0 LAWRENCE T defensive rebound (2)			
05:59	23 RIVERA-TORRES J 3pt FG , jump shot missed			
05:57				defensive rebound (14)
05:57	21 KAMATEROS T substitution out			
05:57	12 TAYLOR E substitution in			
05:57				6 WRIGHT J substitution out
05:57				5 WILKINSON M substitution in
05:47	23 RIVERA-TORRES J foul drawn (1)			20 FOUNTAIN D foul offensive (1 - 4)
05:47				20 FOUNTAIN D turnover offensive (1)
05:28	12 TAYLOR E 3pt FG from turnover, jump shot missed			
05:26				0 HANNIBAL T defensive rebound (3)
05:22	12 TAYLOR E foul shooting (1 - 8)			0 HANNIBAL T foul drawn (2)
05:22				0 HANNIBAL T free throw 1 - 2 missed
05:22				offensive dead ball rebound (2)
05:22				20 FOUNTAIN D substitution out
05:22				13 REED J substitution in
05:22		15-31	-16	0 HANNIBAL T free throw 2 - 2 made (1)
05:22				2 WILLIAMS III M substitution out
05:22				15 WARD T substitution in
05:00	0 LAWRENCE T 2pt FG in the paint, driving layup missed			
04:58				15 WARD T defensive rebound (2)
04:44	0 LAWRENCE T steal (1)			0 HANNIBAL T turnover bad pass (1)
04:35	2 LUBIN V foul drawn (1)			15 WARD T foul personal (2 - 5)
04:35				15 WARD T substitution out
04:35				6 WRIGHT J substitution in
04:27	5 MANJON E foul drawn (2)			0 HANNIBAL T foul shooting (1 - 6)
04:27	5 MANJON E free throw 1 - 2 made (3)	16-31	-15	
04:27	23 RIVERA-TORRES J substitution out			
04:27	3 LEWIS P substitution in			
04:27				0 HANNIBAL T substitution out
04:27				2 WILLIAMS III M substitution in
04:27	5 MANJON E free throw 2 - 2 made (4)	17-31	-14	
04:13		17-34	-17	5 WILKINSON M 3pt FG , jump shot made (3)
04:13				2 WILLIAMS III M assist (1)
03:45	3 LEWIS P 3pt FG , jump shot missed			
03:42				6 WRIGHT J defensive rebound (4)
03:20	12 TAYLOR E foul shooting (2 - 9)			13 REED J foul drawn (2)
03:20				Timeout media
03:20	12 TAYLOR E substitution out			
03:20	24 ROBERTS J substitution in			
03:20				9 BAKER W substitution out
03:20				12 DEAN H substitution in



Official Basketball Play by Play - First Half

LSU at Vanderbilt

03/02/24 Memorial Gymnasium, Nashville, Tenn.
Vanderbilt vs. LSU

Game Time: 2:30 PM
Game Duration: 1:55
Attendance: 6,696

Officials: Olandis Poole, Joe Lindsay, Jason Baker

Game Time	Vandy	Score	Diff	LSU
03:20		17-35	-18	13 REED J free throw 1 - 2 made (3)
03:20		17-36	-19	13 REED J free throw 2 - 2 made (4)
02:56	24 ROBERTS J 3pt FG , jump shot missed			
02:53				13 REED J defensive rebound (2)
02:24				turnover shot clock (6)
02:00	0 LAWRENCE T foul drawn (2)			5 WILKINSON M foul shooting (1 - 7)
02:00	0 LAWRENCE T free throw 1 - 2 missed			
02:00	offensive dead ball rebound (2)			
02:00	3 LEWIS P substitution out			
02:00	23 RIVERA-TORRES J substitution in			
02:00				5 WILKINSON M substitution out
02:00				13 REED J substitution out
02:00				0 HANNIBAL T substitution in
02:00				20 FOUNTAIN D substitution in
02:00	0 LAWRENCE T free throw 2 - 2 made (10)	18-36	-18	
01:43		18-39	-21	2 WILLIAMS III M 3pt FG , jump shot made (6)
01:43				0 HANNIBAL T assist (5)
01:21	2 LUBIN V 2pt FG in the paint, dunk, made (2)	20-39	-19	
01:21	24 ROBERTS J assist (1)			
00:49		20-41	-21	20 FOUNTAIN D 2pt FG outside the paint, turnaround jump shot made (5)
00:46				Timeout 30 Sec
00:29	2 LUBIN V 2pt FG in the paint, layup made (4)	22-41	-19	
00:29	23 RIVERA-TORRES J assist (1)			
00:02	23 RIVERA-TORRES J foul shooting (2 - 10)			12 DEAN H foul drawn (1)
00:02				12 DEAN H free throw 1 - 2 missed
00:02				offensive dead ball rebound (3)
00:02				6 WRIGHT J substitution out
00:02				5 WILKINSON M substitution in
00:02		22-42	-20	12 DEAN H free throw 2 - 2 made (1)
END OF PERIOD				
Vandy 22-42 LSU				



Officials: Olandis Poole, Joe Lindsay, Jason Baker

LSU - 42

NO.	Name	F	Min	FG	3P	FT	Rebounds			Fouls		TP	AS	TO	ST	Blocks		+/-
				M-A	M-A	M-A	OR	DR	TOT	PF	FD					BS	BA	
15	Tyrell Ward	F	10:18	3-7	2-5	0-0	0	2	2	2	2	8	0	0	0	0	0	7
20	Derek Fountain	F	10:16	2-5	1-4	0-0	0	1	1	1	0	5	0	1	0	0	0	13
9	Will Baker	C	12:03	1-3	1-2	0-0	2	1	3	0	1	3	2	1	0	0	0	14
0	Trae Hannibal	G	14:44	0-0	0-0	1-2	0	3	3	1	2	1	5	1	0	0	0	15
6	Jordan Wright	G	17:18	4-5	1-2	2-2	1	3	4	1	2	11	1	2	0	1	0	20
2	Mike Williams III		13:40	2-3	2-3	0-0	0	1	1	0	0	6	1	0	0	0	0	13
13	Jalen Reed		09:44	1-1	0-0	2-4	1	1	2	1	2	4	0	0	0	0	0	7
12	Hunter Dean		07:57	0-0	0-0	1-2	0	1	1	0	1	1	0	0	0	0	0	6
5	Mwani Wilkinson		03:60	1-1	1-1	0-0	0	0	0	1	0	3	0	0	0	0	0	5
Team							0	1	1			0			1			
Totals				14-25	8-17	6-10	4	14	18	7	10	42	9	6	0	1	0	20

Shooting By Period		
1st FG%	14-25	56.0%
3PT%	8-17	47.1%
FT%	6-10	60%
GM FG%	14-25	56.0%
3PT%	8-17	47.1%
FT%	6-10	60.0%

Dead Ball Rebounds: 3, 0

Technical Fouls::NONE

Vanderbilt - 22

NO.	Name	F	Min	FG	3P	FT	Rebounds			Fouls		TP	AS	TO	ST	Blocks		+/-
				M-A	M-A	M-A	OR	DR	TOT	PF	FD					BS	BA	
2	Ven-Allen Lubin	F	16:14	2-5	0-0	0-0	0	0	0	0	1	4	0	0	0	0	0	-16
0	Tyrin Lawrence	G	17:07	4-8	0-2	2-4	0	2	2	0	2	10	0	1	1	0	1	-13
5	Ezra Manjon	G	17:00	1-2	0-0	2-2	0	1	1	0	2	4	0	1	0	0	0	-16
10	Jordan Williams	G	07:41	0-2	0-1	0-0	3	0	3	3	0	0	0	2	1	0	0	-11
12	Evan Taylor	G	10:18	1-4	0-3	0-0	0	2	2	2	0	2	0	0	0	0	0	-9
3	Paul Lewis		07:04	0-2	0-2	0-0	0	1	1	1	0	0	1	0	1	0	0	-7
24	JaQualon "JQ" Roberts		07:26	0-1	0-1	0-0	0	1	1	1	0	0	1	0	0	0	0	-7
4	Isaiah West		05:22	0-1	0-1	2-2	0	1	1	1	1	2	0	0	0	0	0	-8
21	Tasos Kamateros		06:02	0-1	0-1	0-0	1	0	1	0	0	0	0	0	0	0	0	-8
23	Jason Rivera-Torres		05:46	0-1	0-1	0-0	0	0	0	2	1	0	1	0	0	0	0	-5
Team							1	0	1			0			0			
Totals				8-27	0-12	6-8	5	8	13	10	7	22	3	4	3	0	1	-20

Shooting By Period		
1st FG%	8-27	29.6%
3PT%	0-12	0.0%
FT%	6-8	75%
GM FG%	8-27	29.6%
3PT%	0-12	0.0%
FT%	6-8	75.0%

Dead Ball Rebounds: 2, 0

Technical Fouls::NONE

	LSU	Vandy
Biggest lead	21 (1st 1:43)	0 (1st 20:00)
Best Scoring Run	7(1st 18:41)	4(1st 9:47)
Lead Changes	0	
Times Tied	0	
Time with Lead	19:45	00:00

Points from	LSU	Vandy
Turnovers	5	5
Paint	10	12
Second Chance	5	5
Fast Breaks	2	2
Bench	14	2

	Period by Period Scoring		
	1st	2nd	TOT
LSU	42	33	75
Vandy	22	39	61



LSU at Vanderbilt

03/02/24 Memorial Gymnasium, Nashville, Tenn.
Vanderbilt vs. LSU

Game Time: 2:30 PM
Game Duration: 1:55
Attendance: 6,696

Officials: Olandis Poole, Joe Lindsay, Jason Baker

Period 2

Quarter Starters:

Vandy	0 Lawrence T	2 Lubin V	5 Manjon E	10 Williams J	12 Taylor E
LSU	0 Hannibal T	6 Wright J	9 Baker W	15 Ward T	20 Fountain D

Game Time	Vandy	Score	Diff	LSU
20:00	23 RIVERA-TORRES J substitution out			
20:00	24 ROBERTS J substitution out			
20:00	10 WILLIAMS J substitution in			
20:00	12 TAYLOR E substitution in			
20:00				2 WILLIAMS III M substitution out
20:00				5 WILKINSON M substitution out
20:00				12 DEAN H substitution out
20:00				6 WRIGHT J substitution in
20:00				9 BAKER W substitution in
20:00				15 WARD T substitution in
19:44	12 TAYLOR E 2pt FG in the paint, turnaround jump shot missed			
19:40				6 WRIGHT J defensive rebound (5)
19:29		22-44	-22	9 BAKER W 2pt FG in the paint, layup made (5)
19:03	12 TAYLOR E 2pt FG in the paint, layup made (4)	24-44	-20	
19:03	2 LUBIN V assist (1)			
19:03	12 TAYLOR E foul drawn (1)			20 FOUNTAIN D foul shooting (2 - 1)
19:03	12 TAYLOR E free throw 1 - 1 made (5)	25-44	-19	
18:45		25-46	-21	9 BAKER W 2pt FG in the paint, layup made (7)
18:30	5 MANJON E 3pt FG , jump shot made (7)	28-46	-18	
18:13				6 WRIGHT J 3pt FG , jump shot missed
18:12				20 FOUNTAIN D offensive rebound (2)
18:12	5 MANJON E foul personal (1 - 1)			20 FOUNTAIN D foul drawn (1)
18:06				9 BAKER W 2pt FG second chance outside the paint, step back jump shot missed
18:03				20 FOUNTAIN D offensive rebound (3)
18:02				20 FOUNTAIN D 2pt FG second chance in the paint, layup missed
17:59				6 WRIGHT J offensive rebound (6)
17:57				9 BAKER W 2pt FG second chance in the paint, layup blocked
17:57	2 LUBIN V block (1)			
17:56	defensive rebound (14)			
17:30	12 TAYLOR E 2pt FG outside the paint, turnaround jump shot missed			
17:25	5 MANJON E offensive rebound (2)			
17:17	5 MANJON E foul drawn (3)			20 FOUNTAIN D foul shooting (3 - 2)
17:17				20 FOUNTAIN D substitution out
17:17				13 REED J substitution in
17:17	5 MANJON E free throw 1 - 2 missed			
17:17	offensive dead ball rebound (3)			
17:17	5 MANJON E free throw 2 - 2 made (8)	29-46	-17	
16:59				15 WARD T turnover out of bounds (1)
16:47	0 LAWRENCE T 3pt FG from turnover, jump shot made (13)	32-46	-14	
16:38		32-49	-17	9 BAKER W 3pt FG , jump shot made (10)
16:38				15 WARD T assist (1)



LSU at Vanderbilt

03/02/24 Memorial Gymnasium, Nashville, Tenn.
Vanderbilt vs. LSU

Game Time: 2:30 PM
Game Duration: 1:55
Attendance: 6,696

Officials: Olandis Poole, Joe Lindsay, Jason Baker

Game Time	Vandy	Score	Diff	LSU
16:21	5 MANJON E 2pt FG in the paint, step back jump shot made (10)	34-49	-15	
16:02				9 BAKER W 3pt FG , jump shot missed
16:00	0 LAWRENCE T defensive rebound (3)			
15:55	0 LAWRENCE T 2pt FG fast break in the paint, driving layup made (15)	36-49	-13	
15:51				Timeout 30 Sec
15:51	Timeout media			
15:23				13 REED J 2pt FG in the paint, driving layup missed
15:21	12 TAYLOR E defensive rebound (3)			
15:19	5 MANJON E turnover travel (2)			
15:19	Timeout media			
15:08				13 REED J turnover lost ball (1)
14:54	0 LAWRENCE T foul drawn (3)			6 WRIGHT J foul personal (2 - 3)
14:46	12 TAYLOR E 2pt FG from turnover outside the paint, jump shot missed			
14:44				15 WARD T defensive rebound (3)
14:34				9 BAKER W 3pt FG , jump shot missed
14:32				13 REED J offensive rebound (3)
14:24				6 WRIGHT J turnover bad pass (3)
14:07	5 MANJON E 2pt FG from turnover in the paint, hook shot missed			
14:04				0 HANNIBAL T defensive rebound (4)
13:49		36-52	-16	13 REED J 3pt FG , jump shot made (7)
13:49				0 HANNIBAL T assist (6)
13:39	5 MANJON E foul drawn (4)			0 HANNIBAL T foul personal (2 - 4)
13:39				9 BAKER W substitution out
13:39				15 WARD T substitution out
13:39				2 WILLIAMS III M substitution in
13:39				12 DEAN H substitution in
13:24	0 LAWRENCE T 2pt FG in the paint, driving layup missed			
13:21				13 REED J defensive rebound (4)
13:15	2 LUBIN V foul shooting (1 - 2)			2 WILLIAMS III M foul drawn (1)
13:15		36-53	-17	2 WILLIAMS III M free throw 1 - 2 made (7)
13:15		36-54	-18	2 WILLIAMS III M free throw 2 - 2 made (8)
13:00	0 LAWRENCE T foul drawn (4)			6 WRIGHT J foul shooting (3 - 5)
13:00	0 LAWRENCE T free throw 1 - 2 missed			
13:00	offensive dead ball rebound (4)			
13:00	10 WILLIAMS J substitution out			
13:00	12 TAYLOR E substitution out			
13:00	3 LEWIS P substitution in			
13:00	24 ROBERTS J substitution in			
13:00				6 WRIGHT J substitution out
13:00				15 WARD T substitution in
13:00	0 LAWRENCE T free throw 2 - 2 made (16)	37-54	-17	
12:39				12 DEAN H 3pt FG , jump shot missed
12:36	2 LUBIN V defensive rebound (1)			
12:25	0 LAWRENCE T 3pt FG , jump shot missed			
12:23				0 HANNIBAL T defensive rebound (5)
12:14				15 WARD T 3pt FG , jump shot missed
12:10				13 REED J offensive rebound (5)



LSU at Vanderbilt

03/02/24 Memorial Gymnasium, Nashville, Tenn.
Vanderbilt vs. LSU

Game Time: 2:30 PM
Game Duration: 1:55
Attendance: 6,696

Officials: Olandis Poole, Joe Lindsay, Jason Baker

Game Time	Vandy	Score	Diff	LSU
12:10				13 REED J 2pt FG second chance in the paint, layup missed
12:09	5 MANJON E defensive rebound (3)			
12:03	2 LUBIN V 2pt FG in the paint, layup made (6)	39-54	-15	
12:03	24 ROBERTS J assist (2)			
12:03	2 LUBIN V foul drawn (2)			13 REED J foul shooting (2 - 6)
12:03				13 REED J substitution out
12:03				20 FOUNTAIN D substitution in
12:03	2 LUBIN V free throw 1 - 1 made (7)	40-54	-14	
11:35				15 WARD T 3pt FG , jump shot missed
11:29	defensive rebound (20)			
11:29	Timeout media			
11:29				12 DEAN H substitution out
11:29				9 BAKER W substitution in
11:08	3 LEWIS P 2pt FG outside the paint, jump shot made (2)	42-54	-12	
11:08	5 MANJON E assist (1)			
10:52				9 BAKER W 2pt FG in the paint, hook shot missed
10:49	3 LEWIS P defensive rebound (2)			
10:30	0 LAWRENCE T 2pt FG in the paint, layup missed			
10:26	24 ROBERTS J offensive rebound (2)			
10:26	24 ROBERTS J 2pt FG second chance in the paint, layup missed			
10:25	offensive rebound (23)			
10:19	2 LUBIN V 2pt FG second chance in the paint, layup missed			
10:14	24 ROBERTS J offensive rebound (3)			
10:14	24 ROBERTS J 2pt FG second chance in the paint, dunk, made (2)	44-54	-10	
09:55		44-56	-12	2 WILLIAMS III M 2pt FG outside the paint, floating jump shot made (10)
09:37	3 LEWIS P 3pt FG , jump shot missed			
09:35				15 WARD T defensive rebound (4)
09:21	24 ROBERTS J foul personal (2 - 3)			0 HANNIBAL T foul drawn (3)
09:21	2 LUBIN V substitution out			
09:21	12 TAYLOR E substitution in			
09:21				0 HANNIBAL T substitution out
09:21				6 WRIGHT J substitution in
09:15				2 WILLIAMS III M 3pt FG , jump shot missed
09:13	defensive rebound (25)			
08:55	24 ROBERTS J 3pt FG , jump shot missed			
08:53				15 WARD T defensive rebound (5)
08:53	0 LAWRENCE T foul personal (1 - 4)			15 WARD T foul drawn (3)
08:35	3 LEWIS P foul shooting (2 - 5)			6 WRIGHT J foul drawn (3)
08:35		44-57	-13	6 WRIGHT J free throw 1 - 2 made (12)
08:35		44-58	-14	6 WRIGHT J free throw 2 - 2 made (13)
08:20	5 MANJON E 2pt FG in the paint, floating jump shot missed			
08:17				20 FOUNTAIN D defensive rebound (4)
08:03				15 WARD T 3pt FG , jump shot missed
07:58	24 ROBERTS J defensive rebound (4)			
07:35	0 LAWRENCE T foul drawn (5)			9 BAKER W foul shooting (1 - 7)
07:35	Timeout media			
07:35				15 WARD T substitution out



LSU at Vanderbilt

03/02/24 Memorial Gymnasium, Nashville, Tenn.
Vanderbilt vs. LSU

Game Time: 2:30 PM
Game Duration: 1:55
Attendance: 6,696

Officials: Olandis Poole, Joe Lindsay, Jason Baker

Game Time	Vandy	Score	Diff	LSU
07:35				0 HANNIBAL T substitution in
07:35	0 LAWRENCE T free throw 1 - 2 made (17)	45-58	-13	
07:35	0 LAWRENCE T free throw 2 - 2 missed			
07:34				defensive rebound (32)
07:27				9 BAKER W 2pt FG in the paint, layup blocked
07:27	12 TAYLOR E block (1)			
07:23	12 TAYLOR E defensive rebound (4)			
07:03	5 MANJON E foul drawn (5)			2 WILLIAMS III M foul personal (1 - 8)
07:03				20 FOUNTAIN D substitution out
07:03				13 REED J substitution in
07:03	5 MANJON E 1&1 free throw 1 made (11)	46-58	-12	
07:03	5 MANJON E 1&1 free throw 2 made (12)	47-58	-11	
06:40				2 WILLIAMS III M 3pt FG , jump shot missed
06:37				6 WRIGHT J offensive rebound (7)
06:34				6 WRIGHT J 3pt FG second chance, jump shot missed
06:32				0 HANNIBAL T offensive rebound (6)
06:32	12 TAYLOR E foul personal (3 - 6)			0 HANNIBAL T foul drawn (4)
06:29	12 TAYLOR E foul shooting (4 - 7)			13 REED J foul drawn (3)
06:29		47-59	-12	13 REED J free throw 1 - 2 made (8)
06:29				9 BAKER W substitution out
06:29				12 DEAN H substitution in
06:29		47-60	-13	13 REED J free throw 2 - 2 made (9)
05:59	12 TAYLOR E 2pt FG outside the paint, jump shot missed			
05:57				13 REED J defensive rebound (6)
05:39	24 ROBERTS J foul shooting (3 - 8)			12 DEAN H foul drawn (2)
05:39	Timeout 60 Sec			
05:39	3 LEWIS P substitution out			
05:39	12 TAYLOR E substitution out			
05:39	2 LUBIN V substitution in			
05:39	13 PRESLEY M substitution in			
05:39		47-61	-14	12 DEAN H free throw 1 - 2 made (2)
05:39		47-62	-15	12 DEAN H free throw 2 - 2 made (3)
05:22	0 LAWRENCE T 3pt FG , jump shot made (20)	50-62	-12	
05:22	5 MANJON E assist (2)			
05:09	0 LAWRENCE T steal (2)			6 WRIGHT J turnover lost ball (4)
04:58	13 PRESLEY M foul drawn (1)			12 DEAN H foul shooting (1 - 9)
04:58	13 PRESLEY M free throw 1 - 2 made (1)	51-62	-11	
04:58				2 WILLIAMS III M substitution out
04:58				15 WARD T substitution in
04:58	13 PRESLEY M free throw 2 - 2 made (2)	52-62	-10	
04:39		52-64	-12	13 REED J 2pt FG in the paint, layup made (11)
04:08	0 LAWRENCE T 3pt FG , jump shot missed			
04:06				12 DEAN H defensive rebound (2)
03:43				0 HANNIBAL T 2pt FG outside the paint, jump shot missed
03:38				12 DEAN H offensive rebound (3)
03:38		52-66	-14	12 DEAN H 2pt FG second chance in the paint, dunk, made (5)
03:38	24 ROBERTS J foul shooting (4 - 9)			12 DEAN H foul drawn (3)
03:38				Timeout media
03:38		52-67	-15	12 DEAN H free throw 1 - 1 made (6)



LSU at Vanderbilt

03/02/24 Memorial Gymnasium, Nashville, Tenn.
Vanderbilt vs. LSU

Game Time: 2:30 PM
Game Duration: 1:55
Attendance: 6,696

Officials: Olandis Poole, Joe Lindsay, Jason Baker

Game Time	Vandy	Score	Diff	LSU
03:14	13 PRESLEY M 2pt FG in the paint, dunk, made (4)	54-67	-13	
03:00				15 WARD T 3pt FG , jump shot missed
02:55				12 DEAN H offensive rebound (4)
02:39		54-69	-15	6 WRIGHT J 2pt FG second chance in the paint, driving layup made (15)
02:32	5 MANJON E turnover lost ball (3)			15 WARD T steal (1)
02:32		54-71	-17	15 WARD T 2pt FG from turnover in the paint, dunk, made (10)
02:29	5 MANJON E 2pt FG in the paint, driving layup made (14)	56-71	-15	
02:00		56-73	-17	13 REED J 2pt FG in the paint, driving layup made (13)
01:49	13 PRESLEY M 3pt FG , jump shot missed			
01:45	2 LUBIN V offensive rebound (2)			
01:45	2 LUBIN V foul drawn (3)			13 REED J foul shooting (3 - 10)
01:45	2 LUBIN V free throw 1 - 2 missed			
01:45	offensive dead ball rebound (5)			
01:45	2 LUBIN V free throw 2 - 2 made (8)	57-73	-16	
01:39		57-75	-18	12 DEAN H 2pt FG fast break in the paint, alleyoop made (8)
01:39				13 REED J assist (1)
01:29	5 MANJON E 2pt FG in the paint, driving layup made (16)	59-75	-16	
01:29	5 MANJON E foul drawn (6)			12 DEAN H foul shooting (2 - 11)
01:29	5 MANJON E free throw 1 - 1 made (17)	60-75	-15	
01:02				0 HANNIBAL T 2pt FG in the paint, driving layup missed
00:59				12 DEAN H offensive rebound (5)
00:45				15 WARD T 3pt FG second chance, jump shot missed
00:43	0 LAWRENCE T defensive rebound (4)			
00:39	0 LAWRENCE T foul drawn (6)			13 REED J foul personal (4 - 12)
00:39	0 LAWRENCE T free throw 1 - 2 made (21)	61-75	-14	
00:39	0 LAWRENCE T free throw 2 - 2 missed			
00:38				0 HANNIBAL T defensive rebound (7)
00:08				turnover shot clock (11)
00:08	13 PRESLEY M 3pt FG from turnover, jump shot missed			
00:08				defensive rebound (41)
END OF GAME				
Vandy 61-75 LSU				



LSU at Vanderbilt

03/02/24 Memorial Gymnasium, Nashville, Tenn.
Vanderbilt vs. LSU

Game Time: 2:30 PM
Game Duration: 1:55
Attendance: 6,696

Officials: Olandis Poole, Joe Lindsay, Jason Baker

LSU - 33

NO.	Name	F	Min	FG	3P	FT	Rebounds			Fouls		TP	AS	TO	ST	Blocks		+/-
				M-A	M-A	M-A	OR	DR	TOT	PF	FD					BS	BA	
15	Tyrell Ward	F	16:44	1-6	0-5	0-0	0	3	3	0	1	2	1	1	1	0	0	-5
20	Derek Fountain	F	07:43	0-1	0-0	0-0	2	1	3	2	1	0	0	0	0	0	0	-4
9	Will Baker	C	11:21	3-9	1-3	0-0	0	0	0	1	0	7	0	0	0	0	2	-6
0	Trae Hannibal	G	18:14	0-2	0-0	0-0	1	3	4	1	2	0	1	0	0	0	0	-8
6	Jordan Wright	G	16:21	1-3	0-2	2-2	2	1	3	2	1	4	0	2	0	0	0	0
5	Mwani Wilkinson		00:00	0-0	0-0	0-0	0	0	0	0	0	0	0	0	0	0	0	0
13	Jalen Reed		12:17	3-5	1-1	2-2	2	2	4	3	1	9	1	1	0	0	0	-2
2	Mike Williams III		08:41	1-3	0-2	2-2	0	0	0	1	1	4	0	0	0	0	0	-5
12	Hunter Dean		08:39	2-3	0-1	3-3	3	1	4	2	2	7	0	0	0	0	0	0
Team							0	2	2			0		1				
Totals				11-32	2-14	9-9	10	13	23	12	9	33	3	5	1	0	2	-6

Shooting By Period		
2 nd FG%	11-32	34.4%
3PT%	2-14	14.3%
FT%	9-9	100%
GM FG%	11-32	34.4%
3PT%	2-14	14.3%
FT%	9-9	100.0%

Dead Ball Rebounds: 0, 0

Technical Fouls::NONE

Vanderbilt - 39

NO.	Name	F	Min	FG	3P	FT	Rebounds			Fouls		TP	AS	TO	ST	Blocks		+/-
				M-A	M-A	M-A	OR	DR	TOT	PF	FD					BS	BA	
2	Ven-Allen Lubin	F	16:18	1-2	0-0	2-3	1	1	2	1	2	4	1	0	0	1	0	7
0	Tyrin Lawrence	G	20:00	3-7	2-4	3-6	0	2	2	1	4	11	0	0	1	0	0	6
5	Ezra Manjon	G	20:00	4-6	1-1	4-5	1	1	2	1	4	13	2	2	0	0	0	6
10	Jordan Williams	G	07:00	0-0	0-0	0-0	0	0	0	0	0	0	0	0	0	0	0	2
12	Evan Taylor	G	10:42	1-5	0-0	1-1	0	2	2	2	1	3	0	0	0	1	0	1
23	Jason Rivera-Torres		00:00	0-0	0-0	0-0	0	0	0	0	0	0	0	0	0	0	0	0
3	Paul Lewis		07:21	1-2	0-1	0-0	0	1	1	1	0	2	0	0	0	0	0	5
24	JaQualon "JQ" Roberts		13:00	1-3	0-1	0-0	2	1	3	3	0	2	1	0	0	0	0	4
13	Malik Presley		05:39	1-3	0-2	2-2	0	0	0	0	1	4	0	0	0	0	0	-1
Team							1	3	4			0		0				
Totals				12-28	3-9	12-17	5	11	16	9	12	39	4	2	1	2	0	6

Shooting By Period		
2 nd FG%	12-28	42.9%
3PT%	3-9	33.3%
FT%	12-17	70.6%
GM FG%	12-28	42.9%
3PT%	3-9	33.3%
FT%	12-17	70.6%

Dead Ball Rebounds: 3, 0

Technical Fouls::NONE

	LSU	Vandy
Biggest lead	22 (2 nd 19:29)	0 (1 st 20:00)
Best Scoring Run	5(2 nd 13:15)	8(2 nd 10:14)
Lead Changes	0	
Times Tied	0	
Time with Lead	19:44	00:00

Points from	LSU	Vandy
Turnovers	2	5
Paint	16	16
Second Chance	7	4
Fast Breaks	2	2
Bench	20	8

	Period by Period Scoring		
	1st	2nd	TOT
LSU	42	33	75
Vandy	22	39	61

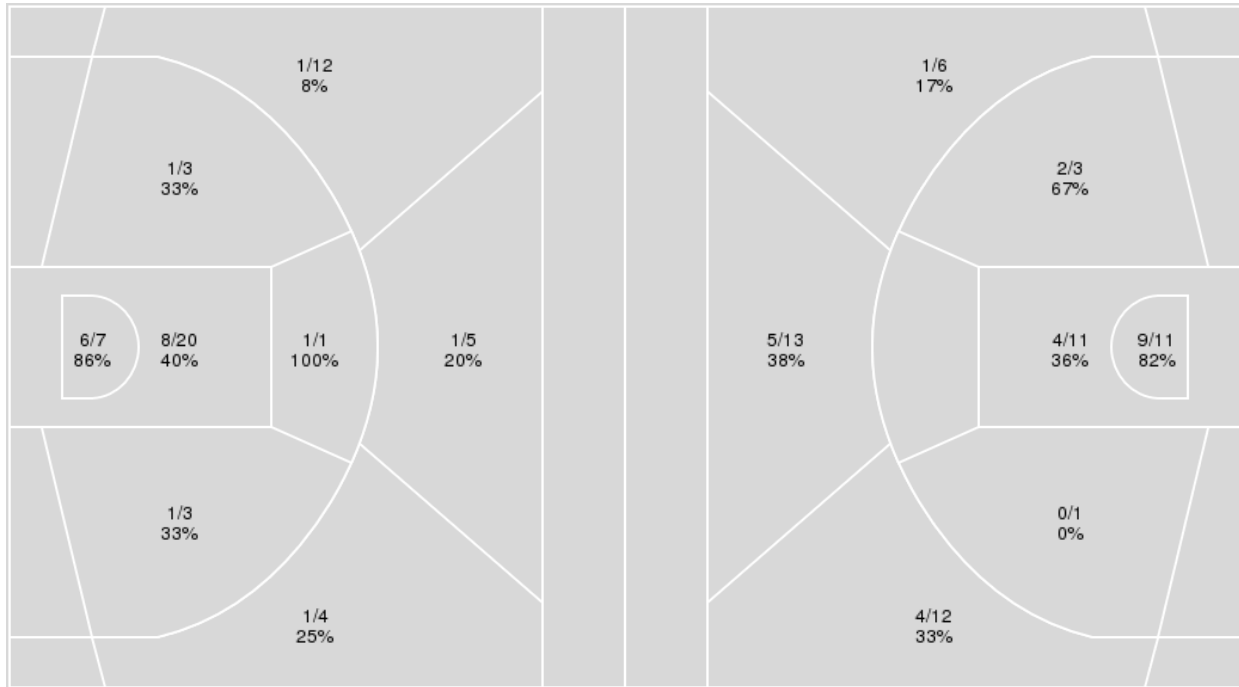


Officials: Olandis Poole, Joe Lindsay, Jason Baker

{ Players => 0, 1, 2, 3, 4, 5, 10, 12, 13, 15, 21, 22, 23, 24, 25, 34, 35; } { Players => All; } FG Types => All; Results => All;
 FG Types => All; Results => All;

Vanderbilt

LSU



Vanderbilt	M/A	%
Field Goals	20/55	36
2 Points	17/34	50
3 Points	3/21	14
Free Throws	18/25	72

LSU	M/A	%
Field Goals	25/57	44
2 Points	15/26	58
3 Points	10/31	32
Free Throws	15/19	79



LSU at Vanderbilt

03/02/24 Memorial Gymnasium, Nashville, Tenn.
Vanderbilt vs. LSU

Game Time: 2:30 PM
Game Duration: 1:55
Attendance: 6,696

Officials: Olandis Poole, Joe Lindsay, Jason Baker

LSU

No	Name	Mins		Score		Points Diff		Points per Min		Assists		Rebounds		Steals		Turnovers	
		On	Off	On	Off	On	Off	On	Off	On	Off	On	Off	On	Off	On	Off
0	Trae Hannibal	32:58	07:02	63 - 56	12 - 5	7	7	1.91	1.71	10	2	33	8	1	0	9	2
2	Mike Williams III	22:21	17:39	39 - 31	36 - 30	8	6	1.74	2.04	6	6	22	19	0	1	5	6
5	Mwani Wilkinson	03:60	36:00	7 - 2	68 - 59	5	9	1.75	1.89	1	11	4	37	0	1	3	8
6	Jordan Wright	33:39	06:21	71 - 51	4 - 10	20	-6	2.11	0.63	12	0	35	6	1	0	9	2
9	Will Baker	23:24	16:36	40 - 32	35 - 29	8	6	1.71	2.11	8	4	25	16	0	1	7	4
12	Hunter Dean	16:36	23:24	35 - 29	40 - 32	6	8	2.11	1.71	4	8	16	25	1	0	4	7
13	Jalen Reed	22:01	17:59	42 - 37	33 - 24	5	9	1.91	1.84	7	5	25	16	1	0	9	2
15	Tyrell Ward	27:02	12:58	45 - 43	30 - 18	2	12	1.66	2.31	7	5	29	12	1	0	7	4
20	Derek Fountain	17:59	22:01	33 - 24	42 - 37	9	5	1.84	1.91	5	7	16	25	0	1	2	9

Vanderbilt

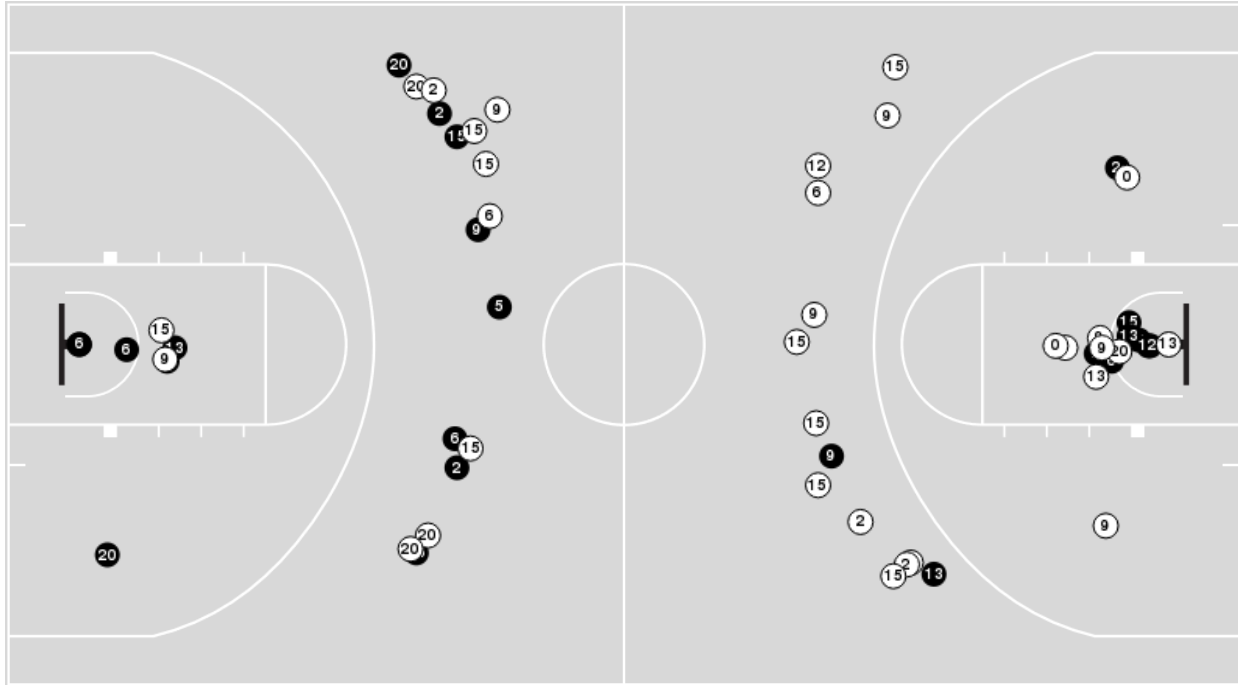
No	Name	Mins		Score		Points Diff		Points per Min		Assists		Rebounds		Steals		Turnovers	
		On	Off	On	Off	On	Off	On	Off	On	Off	On	Off	On	Off	On	Off
0	Tyrin Lawrence	37:07	02:53	59 - 66	2 - 9	-7	-7	1.59	0.69	7	0	26	3	4	0	5	1
2	Ven-Allen Lubin	32:32	07:28	54 - 63	7 - 12	-9	-5	1.66	0.94	6	1	23	6	3	1	5	1
3	Paul Lewis	14:25	25:35	18 - 20	43 - 55	-2	-12	1.25	1.68	3	4	14	15	1	3	1	5
4	Isaiah West	05:22	34:38	6 - 14	55 - 61	-8	-6	1.12	1.59	1	6	4	25	1	3	1	5
5	Ezra Manjon	37:00	03:00	57 - 67	4 - 8	-10	-4	1.54	1.33	6	1	27	2	3	1	5	1
10	Jordan Williams	14:41	25:19	21 - 30	40 - 45	-9	-5	1.43	1.58	1	6	12	17	1	3	4	2
12	Evan Taylor	21:00	19:00	28 - 36	33 - 39	-8	-6	1.33	1.74	1	6	15	14	2	2	3	3
13	Malik Presley	05:39	34:21	14 - 15	47 - 60	-1	-13	2.48	1.37	1	6	2	27	1	3	1	5
21	Tasos Kamateros	06:02	33:58	6 - 14	55 - 61	-8	-6	0.99	1.62	1	6	5	24	1	3	2	4
23	Jason Rivera-Torres	05:46	34:14	8 - 13	53 - 62	-5	-9	1.39	1.55	2	5	2	27	1	3	1	5
24	JaQualon "JQ" Roberts	20:26	19:34	34 - 37	27 - 38	-3	-11	1.66	1.38	6	1	15	14	2	2	2	4



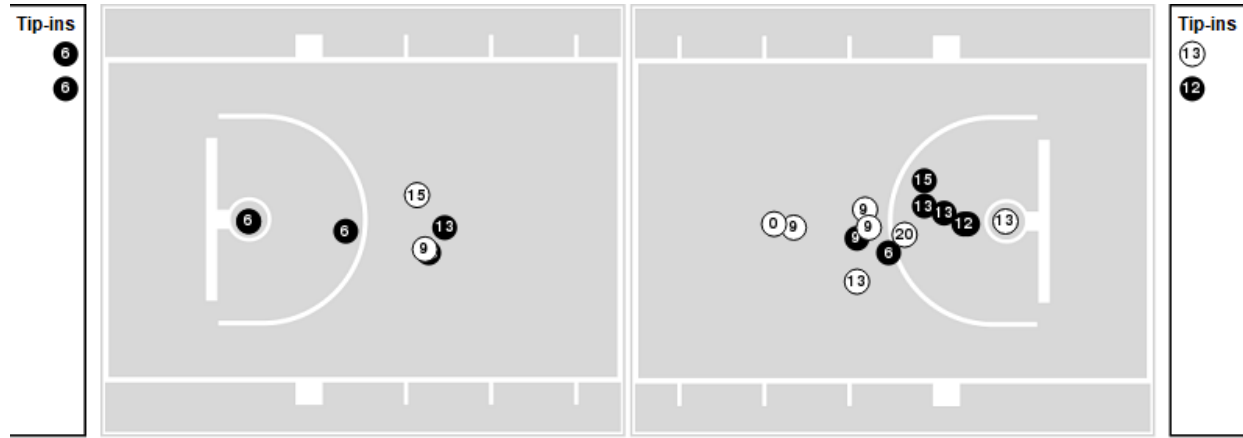
Officials: Olandis Poole, Joe Lindsay, Jason Baker

Players => AllFG Types=>AllResults=>All
LSU

All Field Goals



Blow Up Chart



● Made ○ Missed N - Player Number

LSU	M/A	%
Field Goals	25/57	44
2 Points	15/26	58
3 Points	10/31	32
Free Throws	15/19	79

LSU	M/A	%
Points in the Paint	26 (13 / 22)	59
Fast Break Points	4 (2/2)	100
Second Chance Points	12 (7/15)	47
Effective FG%	53	

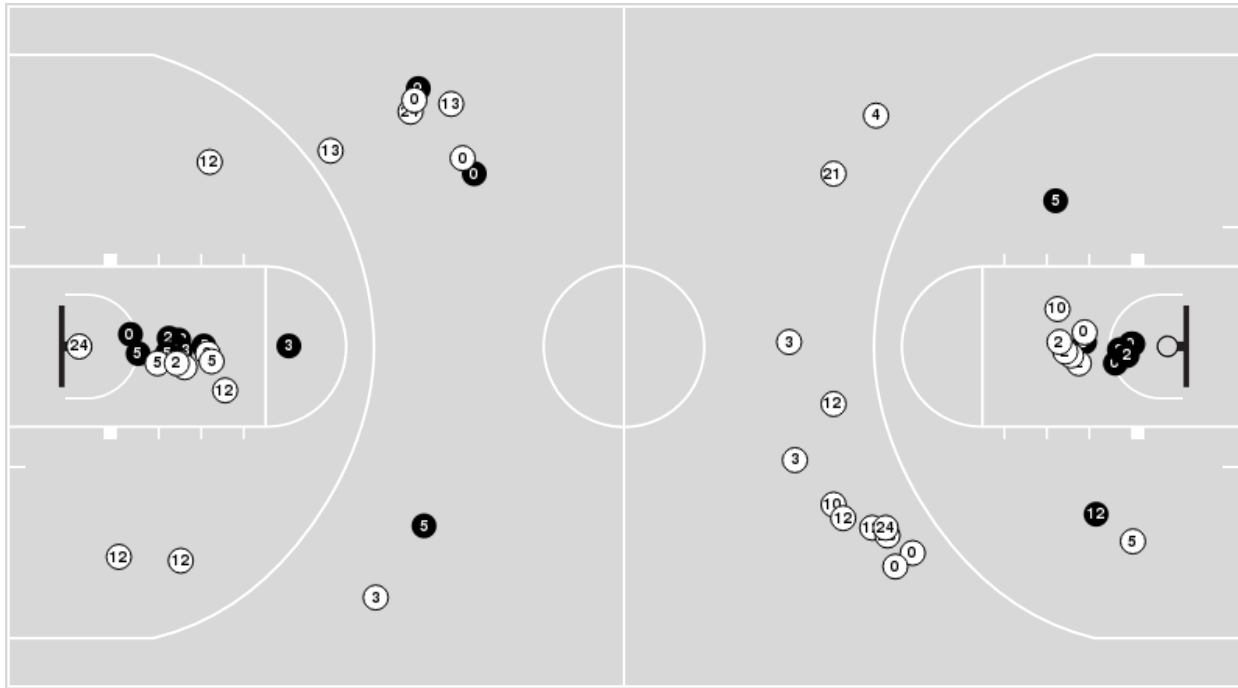


Officials: Olandis Poole, Joe Lindsay, Jason Baker

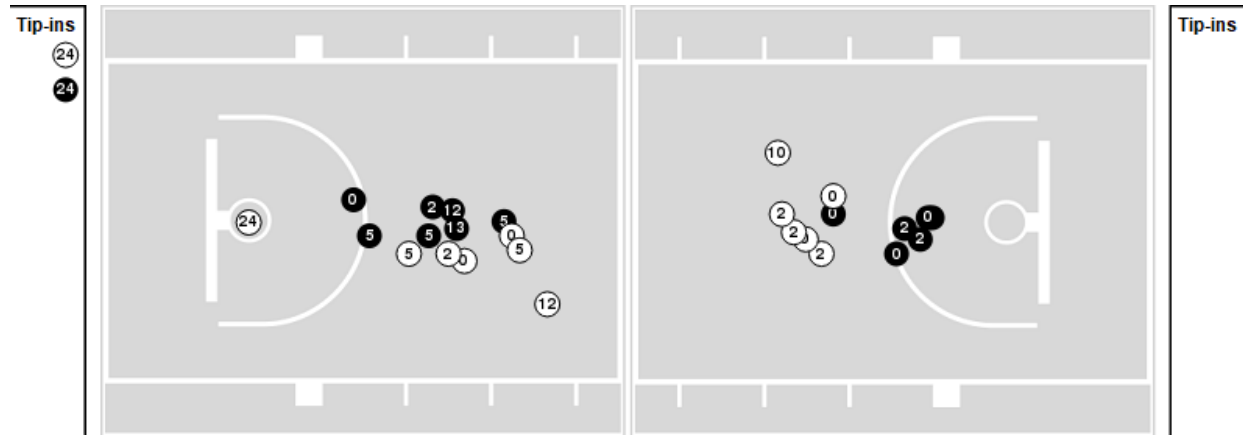
Players => 0, 1, 2, 3, 4, 5, 10, 12, 13, 15, 21, 22, 23, 24, 25, 34, 35 FG Types=>All Results=>All

Vanderbilt

All Field Goals



Blow Up Chart



● Made ○ Missed N - Player Number

Vanderbilt	M/A	%
Field Goals	20/55	36
2 Points	17/34	50
3 Points	3/21	14
Free Throws	18/25	72

Vanderbilt	M/A	%
Points in the Paint	28 (14 / 27)	52
Fast Break Points	4 (2/2)	100
Second Chance Points	9 (6/12)	50
Effective FG%	39	



LSU at Vanderbilt

03/02/24 Memorial Gymnasium, Nashville, Tenn.
Vanderbilt vs. LSU

Game Time: 2:30 PM
Game Duration: 1:55
Attendance: 6,696

Officials: Olandis Poole, Joe Lindsay, Jason Baker

LSU

Lineup	Quarter On	Time On	Quarter Off	Time Off	Time on Court	Score	Score Diff	Reb	Stl	Tov	Ass	PPP
0- Hannibal T/ 6- Wright J/ 9- Baker W/ 15- Ward T/ 20- Fountain D/	1	20:00	1	15:52	04:08	10-5	5	4	0	1	2	1.6667
0- Hannibal T/ 2- Williams III M/ 6- Wright J/ 9- Baker W/ 13- Reed J/	1	15:52	1	13:36	02:16	5-2	3	2	0	1	2	1.2500
0- Hannibal T/ 2- Williams III M/ 6- Wright J/ 12- Dean H/ 13- Reed J/	1	13:36	1	13:36	00:00	1-0	1	0	0	0	0	2.2727
0- Hannibal T/ 2- Williams III M/ 12- Dean H/ 13- Reed J/ 15- Ward T/	1	13:36	1	12:19	01:17	0-2	-2	1	0	0	0	0.0000
2- Williams III M/ 6- Wright J/ 12- Dean H/ 13- Reed J/ 15- Ward T/	1	12:19	1	09:30	02:49	5-4	1	4	0	1	1	1.2887
0- Hannibal T/ 6- Wright J/ 12- Dean H/ 15- Ward T/ 20- Fountain D/	1	09:30	1	08:59	00:31	3-0	3	0	0	0	1	3.0000
0- Hannibal T/ 6- Wright J/ 9- Baker W/ 15- Ward T/ 20- Fountain D/	1	08:59	1	08:13	00:46	0-0	0	1	0	0	0	0.0000
0- Hannibal T/ 2- Williams III M/ 6- Wright J/ 9- Baker W/ 20- Fountain D/	1	08:13	1	05:57	02:16	6-2	4	2	0	0	1	1.3514
0- Hannibal T/ 2- Williams III M/ 5- Wilkinson M/ 9- Baker W/ 20- Fountain D/	1	05:57	1	05:22	00:35	0-0	0	1	0	1	0	0.0000
0- Hannibal T/ 2- Williams III M/ 9- Baker W/ 13- Reed J/	1	05:22	1	05:22	00:00	1-0	1	0	0	0	0	2.2727
0- Hannibal T/ 5- Wilkinson M/ 9- Baker W/ 13- Reed J/ 15- Ward T/	1	05:22	1	04:35	00:47	0-0	0	1	0	1	0	0.0000
0- Hannibal T/ 5- Wilkinson M/ 6- Wright J/ 9- Baker W/ 13- Reed J/	1	04:35	1	04:27	00:08	0-1	-1	0	0	0	0	0.0000
2- Williams III M/ 5- Wilkinson M/ 6- Wright J/ 9- Baker W/ 13- Reed J/	1	04:27	1	03:20	01:07	3-1	2	1	0	0	1	3.0000
2- Williams III M/ 5- Wilkinson M/ 6- Wright J/ 12- Dean H/ 13- Reed J/	1	03:20	1	02:00	01:20	2-0	2	1	0	1	0	1.0638
0- Hannibal T/ 2- Williams III M/ 6- Wright J/ 12- Dean H/ 20- Fountain D/	1	02:00	1	00:02	01:57	5-5	0	0	0	0	1	2.0492
0- Hannibal T/ 2- Williams III M/ 5- Wilkinson M/ 12- Dean H/ 20- Fountain D/	1	00:02	2	20:00	00:02	1-0	1	0	0	0	0	2.2727
0- Hannibal T/ 6- Wright J/ 9- Baker W/ 15- Ward T/ 20- Fountain D/	2	20:00	2	17:17	02:43	4-6	-2	4	0	0	0	1.3333
0- Hannibal T/ 6- Wright J/ 9- Baker W/ 13- Reed J/ 15- Ward T/	2	17:17	2	13:39	03:38	6-8	-2	3	0	3	2	0.8571
0- Hannibal T/ 2- Williams III M/ 6- Wright J/ 12- Dean H/ 13- Reed J/	2	13:39	2	13:00	00:39	2-0	2	1	0	0	0	2.2727
0- Hannibal T/ 2- Williams III M/ 12- Dean H/ 13- Reed J/ 15- Ward T/	2	13:00	2	12:03	00:57	0-3	-3	2	0	0	0	0.0000
0- Hannibal T/ 2- Williams III M/ 12- Dean H/ 15- Ward T/ 20- Fountain D/	2	12:03	2	11:29	00:34	0-1	-1	0	0	0	0	0.0000
0- Hannibal T/ 2- Williams III M/ 9- Baker W/ 15- Ward T/ 20- Fountain D/	2	11:29	2	09:21	02:08	2-4	-2	1	0	0	0	1.0000
2- Williams III M/ 6- Wright J/ 9- Baker W/ 15- Ward T/ 20- Fountain D/	2	09:21	2	07:35	01:46	2-0	2	2	0	0	0	0.6944
0- Hannibal T/ 2- Williams III M/ 6- Wright J/ 9- Baker W/ 20- Fountain D/	2	07:35	2	07:03	00:32	0-1	-1	1	0	0	0	0.0000
0- Hannibal T/ 2- Williams III M/ 6- Wright J/ 9- Baker W/ 13- Reed J/	2	07:03	2	06:29	00:34	1-2	-1	2	0	0	0	2.2727
0- Hannibal T/ 2- Williams III M/ 6- Wright J/ 12- Dean H/ 13- Reed J/	2	06:29	2	04:58	01:31	3-4	-1	1	0	1	0	1.2931
0- Hannibal T/ 6- Wright J/ 12- Dean H/ 13- Reed J/ 15- Ward T/	2	04:58	2	00:00	04:58	13-10	3	6	1	1	1	1.5403



LSU at Vanderbilt

03/02/24 Memorial Gymnasium, Nashville, Tenn.
Vanderbilt vs. LSU

Game Time: 2:30 PM
Game Duration: 1:55
Attendance: 6,696

Officials: Olandis Poole, Joe Lindsay, Jason Baker

Vanderbilt

Lineup	Quarter On	Time On	Quarter Off	Time Off	Time on Court	Score	Score Diff	Reb	Stl	Tov	Ass	PPP
0- Lawrence T/2- Lubin V/5- Manjon E/10- Williams J/12- Taylor E/	1	20:00	1	13:36	06:24	7-15	-8	6	1	2	0	0.7883
0- Lawrence T/2- Lubin V/3- Lewis P/5- Manjon E/12- Taylor E/	1	13:36	1	12:19	01:17	2-1	1	2	0	0	0	1.0000
0- Lawrence T/2- Lubin V/3- Lewis P/5- Manjon E/24- Roberts J/	1	12:19	1	11:59	00:20	0-0	0	0	0	0	0	0.0000
0- Lawrence T/3- Lewis P/4- West I/21- Kamateros T/24- Roberts J/	1	11:59	1	09:30	02:29	4-5	-1	1	1	0	1	1.0000
3- Lewis P/4- West I/10- Williams J/21- Kamateros T/24- Roberts J/	1	09:30	1	08:59	00:31	0-3	-3	1	0	1	0	0.0000
4- West I/5- Manjon E/10- Williams J/21- Kamateros T/24- Roberts J/	1	08:59	1	08:13	00:46	0-0	0	1	0	0	0	0.0000
2- Lubin V/4- West I/5- Manjon E/21- Kamateros T/23- Rivera-Torres J/	1	08:13	1	06:37	01:36	2-6	-4	1	0	0	0	1.0638
0- Lawrence T/2- Lubin V/5- Manjon E/21- Kamateros T/23- Rivera-Torres J/	1	06:37	1	05:57	00:40	0-0	0	1	0	1	0	0.0000
0- Lawrence T/2- Lubin V/5- Manjon E/12- Taylor E/23- Rivera-Torres J/	1	05:57	1	04:27	01:30	1-1	0	0	1	0	0	0.4098
0- Lawrence T/2- Lubin V/3- Lewis P/5- Manjon E/12- Taylor E/	1	04:27	1	03:20	01:07	1-3	-2	0	0	0	0	0.6944
0- Lawrence T/2- Lubin V/3- Lewis P/5- Manjon E/24- Roberts J/	1	03:20	1	02:00	01:20	0-2	-2	0	0	0	0	0.0000
0- Lawrence T/2- Lubin V/5- Manjon E/23- Rivera-Torres J/24- Roberts J/	1	02:00	2	20:00	02:00	5-6	-1	0	0	0	2	2.0492
0- Lawrence T/2- Lubin V/5- Manjon E/10- Williams J/12- Taylor E/	2	20:00	2	13:00	07:00	14-12	2	4	0	1	1	1.1905
0- Lawrence T/2- Lubin V/3- Lewis P/5- Manjon E/24- Roberts J/	2	13:00	2	09:21	03:39	8-2	6	7	0	0	2	1.3605
0- Lawrence T/3- Lewis P/5- Manjon E/12- Taylor E/24- Roberts J/	2	09:21	2	05:39	03:42	3-4	-1	3	0	0	0	0.6303
0- Lawrence T/2- Lubin V/5- Manjon E/13- Presley M/24- Roberts J/	2	05:39	2	00:00	05:39	14-15	-1	2	1	1	1	1.3889



LSU at Vanderbilt

03/02/24 Memorial Gymnasium, Nashville, Tenn.
Vanderbilt vs. LSU

Game Time: 2:30 PM
Game Duration: 1:55
Attendance: 6,696

Officials: Olandis Poole, Joe Lindsay, Jason Baker

LSU

Lineup	Time	Score	Score Diff	Pts/Min	Reb	Stl	Tov	Ass	PPP
0- Hannibal T/ 6- Wright J/ 9- Baker W/ 15- Ward T/ 20- Fountain D/	07:37	14-11	3	1.8381	9	0	1	2	1.4000
0- Hannibal T/ 6- Wright J/ 12- Dean H/ 13- Reed J/ 15- Ward T/	04:58	13-10	3	2.6174	6	1	1	1	1.5403
0- Hannibal T/ 6- Wright J/ 9- Baker W/ 13- Reed J/ 15- Ward T/	03:38	6-8	-2	1.6514	3	0	3	2	0.8571
0- Hannibal T/ 2- Williams III M/ 6- Wright J/ 9- Baker W/ 13- Reed J/	02:50	6-4	2	2.1176	4	0	1	2	1.3514
2- Williams III M/ 6- Wright J/ 12- Dean H/ 13- Reed J/ 15- Ward T/	02:49	5-4	1	1.7751	4	0	1	1	1.2887
0- Hannibal T/ 2- Williams III M/ 6- Wright J/ 9- Baker W/ 20- Fountain D/	02:48	6-3	3	2.1429	3	0	0	1	1.1029
0- Hannibal T/ 2- Williams III M/ 12- Dean H/ 13- Reed J/ 15- Ward T/	02:14	0-5	-5	0.0000	3	0	0	0	0.0000
0- Hannibal T/ 2- Williams III M/ 6- Wright J/ 12- Dean H/ 13- Reed J/	02:10	6-4	2	2.7692	2	0	1	0	1.6484
0- Hannibal T/ 2- Williams III M/ 9- Baker W/ 15- Ward T/ 20- Fountain D/	02:08	2-4	-2	0.9375	1	0	0	0	1.0000
0- Hannibal T/ 2- Williams III M/ 6- Wright J/ 12- Dean H/ 20- Fountain D/	01:57	5-5	0	2.5554	0	0	0	1	2.0492
2- Williams III M/ 6- Wright J/ 9- Baker W/ 15- Ward T/ 20- Fountain D/	01:46	2-0	2	1.1321	2	0	0	0	0.6944
2- Williams III M/ 5- Wilkinson M/ 6- Wright J/ 12- Dean H/ 13- Reed J/	01:20	2-0	2	1.5000	1	0	1	0	1.0638
2- Williams III M/ 5- Wilkinson M/ 6- Wright J/ 9- Baker W/ 13- Reed J/	01:07	3-1	2	2.6866	1	0	0	1	3.0000
0- Hannibal T/ 5- Wilkinson M/ 9- Baker W/ 13- Reed J/ 15- Ward T/	00:47	0-0	0	0.0000	1	0	1	0	0.0000
0- Hannibal T/ 2- Williams III M/ 5- Wilkinson M/ 9- Baker W/ 20- Fountain D/	00:35	0-0	0	0.0000	1	0	1	0	0.0000
0- Hannibal T/ 2- Williams III M/ 12- Dean H/ 15- Ward T/ 20- Fountain D/	00:34	0-1	-1	0.0000	0	0	0	0	0.0000
0- Hannibal T/ 6- Wright J/ 12- Dean H/ 15- Ward T/ 20- Fountain D/	00:31	3-0	3	5.8065	0	0	0	1	3.0000
0- Hannibal T/ 5- Wilkinson M/ 6- Wright J/ 9- Baker W/ 13- Reed J/	00:08	0-1	-1	0.0000	0	0	0	0	0.0000
0- Hannibal T/ 2- Williams III M/ 5- Wilkinson M/ 12- Dean H/ 20- Fountain D/	00:02	1-0	1	23.0769	0	0	0	0	2.2727
0- Hannibal T/ 2- Williams III M/ 5- Wilkinson M/ 9- Baker W/ 13- Reed J/	00:00	1-0	1	∞	0	0	0	0	2.2727



LSU at Vanderbilt

03/02/24 Memorial Gymnasium, Nashville, Tenn.
Vanderbilt vs. LSU

Game Time: 2:30 PM
Game Duration: 1:55
Attendance: 6,696

Officials: Olandis Poole, Joe Lindsay, Jason Baker

Vanderbilt

Lineup	Time	Score	Score Diff	Pts/Min	Reb	Stl	Tov	Ass	PPP
0- Lawrence T/ 2- Lubin V/ 5- Manjon E/ 10- Williams J/ 12- Taylor E/	13:24	21-27	-6	1.5672	10	1	3	1	1.0174
0- Lawrence T/ 2- Lubin V/ 5- Manjon E/ 13- Presley M/ 24- Roberts J/	05:39	14-15	-1	2.4779	2	1	1	1	1.3889
0- Lawrence T/ 2- Lubin V/ 3- Lewis P/ 5- Manjon E/ 24- Roberts J/	05:19	8-4	4	1.5047	7	0	0	2	0.9615
0- Lawrence T/ 3- Lewis P/ 5- Manjon E/ 12- Taylor E/ 24- Roberts J/	03:42	3-4	-1	0.8108	3	0	0	0	0.6303
0- Lawrence T/ 3- Lewis P/ 4- West I/ 21- Kamateros T/ 24- Roberts J/	02:29	4-5	-1	1.6107	1	1	0	1	1.0000
0- Lawrence T/ 2- Lubin V/ 3- Lewis P/ 5- Manjon E/ 12- Taylor E/	02:24	3-4	-1	1.2500	2	0	0	0	0.8721
0- Lawrence T/ 2- Lubin V/ 5- Manjon E/ 23- Rivera-Torres J/ 24- Roberts J/	02:00	5-6	-1	2.5000	0	0	0	2	2.0492
2- Lubin V/ 4- West I/ 5- Manjon E/ 21- Kamateros T/ 23- Rivera-Torres J/	01:36	2-6	-4	1.2500	1	0	0	0	1.0638
0- Lawrence T/ 2- Lubin V/ 5- Manjon E/ 12- Taylor E/ 23- Rivera-Torres J/	01:30	1-1	0	0.6667	0	1	0	0	0.4098
4- West I/ 5- Manjon E/ 10- Williams J/ 21- Kamateros T/ 24- Roberts J/	00:46	0-0	0	0.0000	1	0	0	0	0.0000
0- Lawrence T/ 2- Lubin V/ 5- Manjon E/ 21- Kamateros T/ 23- Rivera-Torres J/	00:40	0-0	0	0.0000	1	0	1	0	0.0000
3- Lewis P/ 4- West I/ 10- Williams J/ 21- Kamateros T/ 24- Roberts J/	00:31	0-3	-3	0.0000	1	0	1	0	0.0000