



2022 SEASON
RECORD BOOK

BASEBALL



THE NEXT
GENERATION

OF

NATIONAL
CHAMPIONS

Jay Johnson



ALEX BOX STADIUM • SKIP BERTMAN FIELD

JAY HEAD COACH
JOHNSON

NATIONAL CHAMPIONS



1991 • 1993 • 1996 • 1997 • 2000 • 2009

6

NCAA College World Series Championships

1991, 1993, 1996, 1997, 2000, 2009
LSU is one of only three schools to win six CWS titles. Only LSU and Southern California have won four in one decade.

5

CWS Appearances in the Past 13 Full Seasons

LSU is one of only nine schools to have reached the College World Series at least five times since 2008. The others are TCU, Florida, Arkansas, Florida State, North Carolina, Texas, Virginia and Vanderbilt.

7

NCAA Tournament National Seeds in the Past 9 Full Seasons

LSU earned an NCAA-record six straight National Seeds from 2012-17, joining Stanford (1999-2004) as the only schools in NCAA history to accomplish the feat.

40

Most All-Time CWS Victories (40) and Appearances (18) Among SEC Teams

The second-highest totals among SEC schools are 32 CWS victories by South Carolina and 12 CWS appearances by Florida and by Mississippi State.

17

Southeastern Conference Championships

The Tigers have the most titles in SEC history, and they won an unprecedented four straight league crowns from 1990-93.

33

NCAA Tournament Appearances

The Tigers have appeared in 33 NCAA tournaments, including NCAA berths in 29 of the past 32 full seasons. LSU has played host to an NCAA Regional 25 times in the past 31 full seasons and 26 times overall.

.703

Second-Highest All-Time NCAA Tournament Winning Percentage

LSU has a 161-68 record and a .703 winning percentage in regional, super regional and CWS games combined.

23

23-Game Win Streak

LSU set an SEC record in 2008 by winning 23 straight games from April 22-June 1.

25

The Nation's Best Attendance

LSU has led the country in attendance in 25 of the past 26 seasons. The Tigers drew 144,982 fans to Alex Box Stadium during the 2021 season, when stadium capacity was limited due to COVID-19.

18

CWS Appearances in the Past 35 Full Seasons

LSU has the most CWS berths in the nation since 1986.

LSU defeated Texas in the CWS Finals to win the 2009 national championship.



1991



1993



1996



1997



2000



2022 Schedule

February

18 (Fri.)	MAINE	6:30 p.m.	SECN+
19 (Sat.)	MAINE	1:30 p.m.	SECN+
20 (Sun.)	MAINE	1 p.m.	SECN+
23 (Wed.)	at Louisiana Tech	6 p.m.	TBA
25 (Fri.)	TOWSON	6:30 p.m.	SECN+
26 (Sat.)	SOUTHERN	1:30 p.m.	SECN+
27 (Sun.)	TOWSON	12 p.m.	SECN+
27 (Sun.)	SOUTHERN	5 p.m.	SECN+

March

2 (Wed.)	NEW ORLEANS	6:30 p.m.	SECN+
4 (Fri.)	Oklahoma #	3 p.m.	TBA
5 (Sat.)	Texas #	7 p.m.	TBA
6 (Sun.)	Baylor #	7 p.m.	TBA
8 (Tue.)	McNEESE	6:30 p.m.	SECN+
11 (Fri.)	BETHUNE-COOKMAN	6:30 p.m.	SECN+
12 (Sat.)	BETHUNE-COOKMAN	2 p.m.	SECN+
13 (Sun.)	BETHUNE-COOKMAN	1 p.m.	SECN+
15 (Tue.)	TULANE	6:30 p.m.	SECN+
18 (Fri.)	TEXAS A&M	6:30 p.m.	SECN+
19 (Sat.)	TEXAS A&M	6 p.m.	SECN+
20 (Sun.)	TEXAS A&M	2 p.m.	SECN
22 (Tue.)	LOUISIANA TECH	6:30 p.m.	SECN+
25 (Fri.)	at Florida	6 p.m.	SECN
26 (Sat.)	at Florida	5:30 pm	SECN+
27 (Sun.)	at Florida	12 p.m.	SECN+
29 (Tue.)	UL MONROE	6:30 p.m.	SECN+
31 (Thu.)	AUBURN	6 p.m.	SECN

April

1 (Fri.)	AUBURN	6:30 p.m.	SECN+
2 (Sat.)	AUBURN	1 p.m.	SECN+
5 (Tue.)	GRAMBLING	6:30 p.m.	SECN+
8 (Fri.)	at Mississippi State	7 p.m.	SECN
9 (Sat.)	at Mississippi State	2 p.m.	SECN+
10 (Sun.)	at Mississippi State	1 p.m.	SECN+
12 (Tue.)	LAMAR	6:30 p.m.	SECN+
14 (Thu.)	at Arkansas	6:30 p.m.	SECN+

15 (Fri.)	at Arkansas	6 p.m.	SECN
16 (Sat.)	at Arkansas	2 p.m.	SECN+
19 (Tue.)	UL LAFAYETTE *	6:30 p.m.	SECN+
21 (Thu.)	MISSOURI	7 p.m.	ESPNU
22 (Fri.)	MISSOURI	6:30 p.m.	SECN+
23 (Sat.)	MISSOURI	1 p.m.	SECN+
26 (Tue.)	at New Orleans	6:30 p.m.	ESPN+
29 (Fri.)	GEORGIA	6:30 p.m.	SECN+
30 (Sat.)	GEORGIA	2 p.m.	SECN+

May

1 (Sun.)	GEORGIA	1 p.m.	SECN+
3 (Tue.)	NICHOLLS	6:30 p.m.	SECN+
6 (Fri.)	at Alabama	TBA	SECN+
7 (Sat.)	at Alabama	7:30 p.m.	SECN
8 (Sun.)	at Alabama	TBA	SECN+
10 (Tue.)	SOUTHEASTERN LA.	6:30 p.m.	SECN+
13 (Fri.)	OLE MISS	7:30 p.m.	ESPN2
14 (Sat.)	OLE MISS	2 p.m.	SECN
15 (Sun.)	OLE MISS	1 p.m.	SECN+
17 (Tue.)	NORTHWESTERN ST.	6:30 p.m.	SECN+
19 (Thu.)	at Vanderbilt	6 p.m.	SECN+
20 (Fri.)	at Vanderbilt	6 p.m.	SECN+
21 (Sat.)	at Vanderbilt	2 p.m.	SECN+
24-29	SEC Tournament	Hoover, Ala.	SECN/ESPN2

June

3-6	NCAA Regional	Site TBA	ESPN Network TBA
10-12/11-13	NCAA Super Regional	Site TBA	ESPN Network TBA
17-27/28	College World Series	Omaha, Neb.	ESPN Network TBA

- Shriners Hospitals for Children Classic @ Minute Maid Park – Houston, Texas
 * - Wally Pontiff Jr. Foundation Classic @ Alex Box Stadium, Skip Bertman Field – Baton Rouge, La.

All dates, times and TV/online networks are subject to change
 Times listed for Central Time Zone
 Home games are indicated in ALL CAPS
 Visit LSUsports.net for latest schedule, radio and TV information

Numerical Roster

NO.	NAME	POS.	B-T	HT.	WT.	CL.	EXP.	HOMETOWN (HIGH SCHOOL/PREVIOUS SCHOOL)
0	Jason Bollman	RHP	R-R	6-2	185	R-Jr.	JC	Peoria, Ill. (Dunlap HS/Wabash Valley College)
1	Brennan Holt	INF	L-R	5-9	160	Fr.	HS	Baton Rouge, La. (Parkview Baptist HS)
3	Dylan Crews	OF	R-R	6-0	203	So.	1L	Longwood, Fla. (Lake Mary HS)
4	Cade Doughty	INF	R-R	6-1	195	R-So.	2L	Denham Springs, La. (Denham Springs HS)
5	Drew Bianco	OF/INF	R-R	6-0	203	R-Jr.	3L	Oxford, Miss. (Oxford HS)
6	Brayden Jobert	OF/1B	L-R	6-1	215	R-So.	JC	Slidell, La. (Northshore HS/Nicholls/Delgado CC)
7	Giovanni DiGiacomo	OF	L-L	6-1	187	R-Jr.	3L	Naples, Fla. (Canterbury HS)
8	Gavin Dugas	OF	R-R	5-10	204	R-Jr.	3L	Houma, La. (Houma Christian HS)
9	Ty Floyd	RHP	R-R	6-2	194	So.	1L	Rockmart, Ga. (Rockmart HS)
10	Brody Drost	OF	L-L	6-2	205	So.	1L	Lake Charles, La. (Barbe HS)
13	Jordan Thompson	INF	R-R	6-1	176	So.	1L	Chula Vista, Calif. (Helix HS)
14	Jacob Berry	INF	S-R	6-0	212	So.	Tr.	Queen Creek, Ariz. (Queen Creek HS/Arizona)
16	Collier Cranford	INF	R-R	6-0	184	R-So.	2L	Zachary, La. (Zachary HS)
17	Will Safford	INF	L-R	5-8	163	So.	1L	Baton Rouge, La. (University HS)
18	Tre' Morgan	1B	L-L	6-1	191	So.	1L	New Orleans, La. (Brother Martin HS)
20	Alex Milazzo	C	R-R	5-10	190	R-So.	2L	Zachary, La. (Zachary HS)
21	Bryce Collins	RHP	R-R	6-0	180	R-So.	Tr.	Valencia, Calif. (Hart HS/Arizona)
22	Eric Reyzelman	RHP	R-R	6-2	188	R-So.	Tr.	San Ramon, Calif. (De La Salle HS/San Francisco)
24	Cade Beloso	1B	L-L	6-0	216	R-Jr.	3L	New Orleans, La. (John Curtis HS)
25	Hayden Travinski	C	R-R	6-3	218	R-So.	2L	Shreveport, La. (Airline HS)
26	Tyler McManus	C	R-R	6-0	210	Gr.	Tr.	Slidell, La. (Slidell HS/Delgado CC/Samford)
27	Jacob Wyeth	C	R-R	6-2	220	R-Jr.	1L	Lake Travis, Texas (Lake Travis HS/Cisco College)
28	Devin Fontenot	RHP	R-R	6-1	181	Gr.	4L	The Woodlands, Texas (The Woodlands HS)
29	Luke Leto	INF	L-R	6-2	200	Fr.	HS	Portage, Mich. (Portage Central HS)
30	Trent Vietmeier	RHP	R-R	6-3	207	Gr.	4L	Pittsburgh, Pa. (Montour HS)
32	Trey Shaffer	LHP	L-L	6-1	180	Gr.	Tr.	Biloxi, Miss. (Biloxi HS/Southeastern Louisiana)
33	Michael Fowler	RHP	R-R	6-3	185	So.	1L	Trussville, Ala. (Hewitt-Trussville HS)
34	Cale Lansville	RHP	R-R	6-0	210	Fr.	HS	Centennial, Colo. (Thunder Ridge HS)
35	Paul Gervase	RHP	R-R	6-8	195	R-So.	JC	Fuquay-Varina, N.C. (Harnett Central HS/Wake Tech CC/Pitt CC)
37	Connor Simon	INF	R-R	6-0	175	Fr.	HS	Mandeville, La. (St. Paul's HS)
38	Riley Cooper	LHP	L-L	6-2	264	So.	Tr.	Fresno, Calif. (Clovis North HS/Arizona)
39	Josh Pearson	OF	L-R	5-10	195	Fr.	HS	West Monroe, La. (West Monroe HS)
40	Grant Fontenot	RHP	R-R	6-2	175	Fr.	HS	Lafayette, La. (Lafayette HS)
41	Josh Stevenson	OF	L-L	6-1	195	Fr.	HS	Youngsville, La. (St. Thomas More HS)
43	Garrett Edwards	RHP	R-R	6-5	195	So.	1L	Pitkin, La. (Pitkin HS)
44	Blake Money	RHP	R-R	6-7	261	So.	1L	Spring Hill, Tenn. (Summit HS)
45	Samuel Dutton	RHP	R-R	5-11	185	Fr.	HS	Southside, Ala. (Westbrook Christian HS)
46	Alex Brady	LHP	L-L	5-9	205	R-So.	1L	Longview, Wash. (R.A. Long HS/Lower Columbia College)
47	Jacob Hasty	LHP	L-L	6-2	219	R-So.	2L	Keller, Texas (Liberty Christian HS)
48	Will Hellmers	RHP	R-R	6-4	203	So.	1L	Metairie, La. (Jesuit HS)
49	Javen Coleman	LHP	L-L	6-2	173	So.	1L	Richmond, Texas (Home Schooled)
50	Grant Taylor	RHP	R-R	6-3	220	Fr.	HS	Florence, Ala. (Florence HS)
51	Blaise Priester	C	R-R	6-1	205	Fr.	HS	Denham Springs, La. (Live Oak HS)
52	Ma'Khail Hilliard	RHP	R-R	6-0	150	R-Sr.	4L	Central, La. (Central HS)
53	Jack Merrifield	INF	R-R	6-2	189	R-So.	JC	Prairieville, La. (Dutchtown HS/LSU-Eunice)
55	Braden Doughty	C	R-R	6-1	186	Gr.	4L	Denham Springs, La. (Denham Springs, La.)

Baseball Staff

2	Jay Johnson, Head Coach	Jamie Tutko, Director of Video & Scouting
57	Jason Kelly, Pitching Coach	Travis Roy, Strength & Conditioning Coach
11	Dan Fitzgerald, Assistant Coach/Recruiting Coordinator	Cory Couture, Athletic Trainer
58	Marc Wanaka, Assistant Coach	Matthew Montgomery, Equipment Manager
	Tyler Nordgren, Director of Operations	Drew Finley, Undergraduate Manager

Pronunciation Guide

Cade Beloso	buh-LO-so
Drew Bianco	BEE-ank-o
Jason Bollman	BOLE-mun
Javen Coleman	JAY-ven
Giovanni DiGiacomo	DEE-JOCK-uh-mo
Cade Doughty	DOTE-ee
Brody Drost	DRAWST
Gavin Dugas	DOO-gahss
Devin Fontenot	FONT-uh-no
Grant Fontenot	FONT-uh-no
Paul Gervase	JER-vase

Jacob Hasty	HAY-stee
Ma'Khail Hilliard	muh-KAIL
Brayden Jobert	JOE-bear
Luke Leto	LEE-toh
Alex Milazzo	muh-LAH-zo
Eric Reyzelman	RAYS-ull-mun
Trey Shaffer	SHAY-fer
Connor Simon	SY-mun
Trent Vietmeier	VITT-myer
Marc Wanaka	WAHN-uh-kuh





LSU Appearances in Final National Rankings

YEAR	COLLEGIATE BASEBALL	BASEBALL AMERICA	USA TODAY
1961	22		
1975	19		
1985	24	20	
1986	5	5	
1987	4	4	
1988	NR	NR	
1989	4	7	
1990	4	4	
1991	1	1	
1992	9	6	8
1993	1	1	1
1994	7	10	7
1995	18	15	14
1996	1	1	1
1997	1	1	1
1998	3	4	3
1999	14	16	16
2000	1	1	1
2001	10	9	9
2002	11	11	11

YEAR	COLLEGIATE BASEBALL	BASEBALL AMERICA	USA TODAY
2003	7	5	6
2004	8	7	6
2005	19	18	18
2006	NR	NR	NR
2007	NR	NR	NR
2008	6	6	6
2009	1	1	1
2010	25	NR	25
2011	NR	NR	NR
2012	9	9	11
2013	7	5	6
2014	21	22	16
2015	5	5	5
2016	13	12	12
2017	2	2	2
2018	NR	NR	NR
2019	14	15	16
*2020	17	20	19
2021	15	21	18

*2020 season canceled after 17 games due to COVID-19 pandemic

University Facts

Location	Baton Rouge, La. (State Capital)
Founded	1860
Enrollment	35,914
Nickname	Fighting Tigers
Colors	Purple (PMS 267) and Gold (PMS 123)
Mascot	Mike VII (Live Bengal Tiger)
Stadium	Alex Box Stadium, Skip Bertman Field
Year Opened	2009
Capacity	10,326
Dimensions	LF—330; LC—365; CF—405; RC—365; RF—330
Playing Surface	Natural Grass
Conference	Southeastern (Western Division)

University Administration

President	Dr. William Tate IV (Northern Illinois, 1982)
Faculty Representative	Dr. Lori Martin (Fordham, 1996)
Director of Athletics	Scott Woodward (LSU, 1985)

Media Information

Baseball Communications Contact	Bill Franques
Communications Office Phone	225-578-8226
Franques' Office Phone	225-578-2527
Franques' Cell Phone	225-241-4359
Franques' Email Address	wfranqu@lsu.edu
LSU Website	LSUsports.net
Press Box Phone	225-578-4149
Communications Mailing Address	Athletics Administration Building Baton Rouge, LA 70803

Ticket Office

Phone/Toll-Free	225.578.2184	1-800-960-8587
E-mail	tickets@lsu.edu	

Baseball Facts

Baseball Office	225.578.4148
(Fax)	225.578.4066
Press Box	225.578.4149
E-Mail	vrobort@lsu.edu
Head Coach	Jay Johnson
Alma Mater	Point Loma Nazarene, 2001
LSU Record	first season
Career Record	317-172 (.648)
2021 Record:	38-25 (13-17 in SEC)
2021 Postseason	advanced to NCAA Super Regional
Players Returning/Lost	26/12
Pos. Players w/Starting Exp. Returning/Lost	14/2
Pitchers Returning/Lost	11/8
Newcomers	20 (10 High School, 4 JUCO, 6 D1 Transfers)

Coaching Staff

POSITION	NAME
Head Coach	Jay Johnson (Point Loma Nazarene, 2001)
Pitching Coach	Jason Kelly
Asst. Coach/Recruiting	Dan Fitzgerald
Assistant Coach	Marc Wanaka
Director of Operations	Tyler Nordgren
Director of Video/Scouting	Jamie Tutko
Strength Coach	Travis Roy
Athletic Trainer	Cory Couture
Undergraduate Manger	Drew Finley

Support Staff

Academic Advisor	Taylor Dennehy
Equipment Managers	Matthew Montgomery, Caleb Westfall, Austin Leblanc, Christopher Angel, Grant Peshoff
Student Trainers	Emily Smith, Steven Soto
Office Manager	Virginia Robertson



A PROGRAM OF EXCELLENCE

LSU ALL-TIME W-L-T RECORD

2679-1655-31 (.617; beginning in 1893)

6

NCAA NATIONAL CHAMPIONSHIPS

1991, 1993, 1996, 1997, 2000, 2009

8

NCAA SUPER REGIONAL TITLES

2000, 2003, 2004, 2008, 2009, 2013, 2015, 2017

18

COLLEGE WORLD SERIES APPEARANCES

CWS RECORD:
40-27 (.597)

1986, 1987, 1989, 1990, 1991, 1993, 1994, 1996, 1997, 1998
2000, 2003, 2004, 2008, 2009, 2013, 2015, 2017

15

NCAA SUPER REGIONAL APPEARANCES

11 TIMES AS HOST SITE
RECORD: 18-14 (.563)
AT-HOME RECORD: 17-9 (.654)

1999, 2000, 2001, 2002, 2003, 2004, 2008
2009, 2012, 2013, 2015, 2016, 2017, 2019, 2021

11

NCAA TOURNAMENT NATIONAL SEEDS

NCAA TOURNAMENT RECORD:
161-68 (.703)

2000 (#2), 2003 (#2), 2008 (#7), 2009 (#3), 2012 (#7)
2013 (#4), 2014 (#8), 2015 (#2), 2016 (#8), 2017 (#4), 2019 (#13)

17

SEC CHAMPIONSHIPS

SEC RECORD:
998-799-9 (.555)

1939, 1943, 1946, 1961, 1975, 1986, 1990, 1991, 1992, 1993, 1996, 1997
2003, 2009, 2012, 2015, 2017

25

NCAA REGIONAL TITLES

1986, 1987, 1989, 1990, 1991, 1993, 1994, 1996, 1997, 1998, 1999
2000, 2001, 2002, 2003, 2004, 2008, 2009, 2012, 2013, 2015, 2016, 2017, 2019, 2021

19

SEC WESTERN DIVISION CHAMPIONSHIPS

1961, 1975, 1985, 1992, 1993, 1994, 1996, 1997, 1998
2000, 2001, 2003, 2005, 2008, 2009, 2012, 2013, 2015, 2017

33

NCAA REGIONAL APPEARANCES

26 TIMES AS HOST SITE
REGIONAL RECORD: 103-25 (.805)
REGIONAL RECORD AT HOME: 86-17 (.835)

1975, '85, '86, '87, '89, '90, '91, '92, '93, '94, '95, '96, '97, '98, '99
2000, '01, '02, '03, '04, '05, '08, '09, '10, '12, '13, '14, '15, '16, '17, '18, '19, '21

12

SEC TOURNAMENT CHAMPIONSHIPS

SEC TOURNAMENT RECORD:
89-45 (.664)

1986, 1990, 1992, 1993, 1994
2000, 2008, 2009, 2010, 2013, 2014, 2017



Ben McDonald

1989 Golden Spikes Award
2008 College Baseball Hall of Fame Inductee



Lloyd Peever

1992 National Player of the Year



Todd Walker

1992 National Freshman of the Year
2009 College Baseball Hall of Fame Inductee



Brett Laxton

1993 National Freshman of the Year



Russ Johnson

1994 SEC Player of the Year



Eddy Furniss

1998 National Player of the Year
2010 College Baseball Hall of Fame Inductee



Brad Cresse

2000 Johnny Bench Award



Mike Fontenot

2000 National Freshman of the Year



Lane Mestepey

2001 National Freshman of the Year



Aaron Hill

2003 SEC Player of the Year



Jon Zeringue

2004 SEC Player of the Year




Louis Coleman

2009 SEC Pitcher of the Year




Raph Rhymes

2012 SEC Player of the Year




Alex Bregman

2013 Brooks Wallace Award
2013 National Freshman of the Year



Aaron Nola

2014 National Pitcher of the Year
2014 and 2013 SEC Pitcher of the Year



Alex Lange

2015 National Freshman Pitcher of the Year



Dylan Crews

2021 National Freshman of the Year

United States Olympic Head Coach

Skip Bertman - 1996 Bronze Medal Team

United States Olympic Medalists

RHP Kurt Ainsworth - 2000 Gold Medal
2B Warren Morris - 1996 Bronze Medal
SS Jason Williams - 1996 Bronze Medal
RHP Ben McDonald - 1988 Gold Medal

National Coach of the Year

Skip Bertman - 1986, 1991, 1993, 1996, 1997, 2000
Paul Mainieri - 2008, 2009, 2015

National Player of the Year

RHP Ben McDonald - 1989
RHP Lloyd Peever - 1992
1B Eddy Furniss - 1998

National Freshman of the Year

2B Todd Walker - 1992
RHP Brett Laxton - 1993
2B Mike Fontenot - 2000
LHP Lane Mestepey - 2001
SS Alex Bregman - 2013
RHP Alex Lange - 2015
OF Dylan Crews - 2021

National Pitcher of the Year

RHP Aaron Nola - 2014

Brooks Wallace Award

SS Alex Bregman - 2013

Southeastern Conference Player/ Pitcher of the Year

2B Todd Walker - 1993
SS Russ Johnson - 1994
OF Jon Zeringue - 1996
SS Aaron Hill - 2003
OF Jon Zeringue - 2004
RHP Louis Coleman - 2009
OF Raph Rhymes - 2012

RHP Aaron Nola - 2013
RHP Aaron Nola - 2014

27 First-Team All-Americans in the Past 34 Seasons

OF Greg Deichmann was a 2017 first-team All-American and the second-round selection of the Oakland Athletics in the '17 MLB Draft.

79 Major League Players

LSU has produced 65 big-leaguers since 1987, including MLB All-Stars Albert Belle, Paul Byrd, Brian Wilson, Brad Hawpe, Aaron Hill, DJ LeMahieu, Will Harris, Alex Bregman, Aaron Nola and Kevin Gausman.

LSU Year-by-Year Team Batting Statistics (since 1984)

YEAR	(W-L-T)	G	AB	R	H	2B	3B	HR	RBI	SB-ATT	SLG	OBP	AVG
1984	(32-23-0)	55	1606	309	443	76	20	51	263	92-139	.443	.NA	.276
1985	(41-18-0)	59	1883	412	557	102	17	63	343	108-145	.468	.NA	.296
1986	(55-14-0)	69	2272	542	696	135	27	83	455	153-188	.499	.NA	.306
1987	(49-19-0)	68	2178	509	619	104	18	76	434	156-208	.453	.425	.284
1988	(39-21-0)	60	1823	390	490	92	19	41	331	69-104	.408	.443	.269
1989	(55-17-0)	72	2424	566	723	144	26	62	494	113-142	.456	.461	.298
1990	(54-19-0)	73	2480	587	807	156	27	63	515	95-135	.486	.470	.325
1991	(55-18-0)	73	2366	547	488	138	18	85	488	84-123	.478	.446	.297
1992	(50-16-0)	66	2261	509	681	132	17	67	438	125-159	.464	.447	.301
1993	(53-17-1)	71	2385	603	737	152	37	85	527	122-161	.511	.414	.309
1994	(46-20-0)	66	2273	504	659	124	15	87	439	116-142	.473	.394	.290
1995	(47-18-0)	65	2259	506	680	146	21	81	458	95-128	.492	.397	.301
1996	(52-15-0)	67	2384	648	759	143	18	131	585	99-120	.558	.419	.318
1997	(57-13-0)	70	2509	673	791	146	11	188	632	71-99	.607	.412	.315
1998	(48-19-0)	67	2314	583	692	132	12	157	542	64-85	.570	.409	.299
1999	(41-24-1)	66	2317	556	699	122	14	104	502	77-101	.501	.406	.302
2000	(52-17-0)	69	2542	652	864	194	16	96	598	73-94	.542	.432	.340
2001	(44-22-1)	67	2372	574	754	137	10	98	514	90-115	.508	.417	.318
2002	(44-22)	66	2333	441	705	123	20	65	410	71-90	.456	.378	.302
2003	(45-22-1)	68	2461	524	777	147	19	85	477	59-78	.495	.386	.316
2004	(46-19)	65	2376	515	791	144	15	79	472	44-57	.506	.400	.333
2005	(40-22)	62	2223	437	660	133	14	80	397	37-49	.477	.379	.297
2006	(35-24)	59	1966	342	564	107	18	61	307	40-55	.453	.368	.287
2007	(29-26-1)	56	1844	278	472	81	13	40	250	63-93	.379	.331	.256
2008	(49-19-1)	69	2485	538	761	148	28	100	488	95-120	.509	.382	.306
2009	(56-17)	73	2486	575	783	141	19	107	532	114-156	.516	.405	.315
2010	(41-22)	63	2264	497	723	124	24	78	453	75-104	.499	.406	.319
2011	(36-20)	56	1861	388	563	106	13	34	345	84-119	.428	.383	.303
2012	(47-18)	65	2209	397	630	106	12	42	368	41-74	.401	.368	.285
2013	(57-11)	68	2366	439	722	128	16	47	394	54-80	.432	.389	.305
2014	(46-16-1)	63	2098	394	602	117	14	41	361	49-74	.415	.367	.287
2015	(54-12)	66	2429	451	762	146	23	51	415	130-166	.456	.377	.314
2016	(45-21)	66	2283	426	674	110	21	46	374	95-137	.422	.385	.295
2017	(52-20)	72	2425	482	702	120	12	69	448	78-107	.434	.384	.289
2018	(39-27)	66	2196	388	622	122	18	48	362	70-88	.421	.366	.283
2019	(40-26)	66	2279	437	622	101	10	64	398	61-82	.410	.358	.273
2020	(12-5)	17	533	97	135	19	4	14	89	24-31	.383	.358	.253
2021	(38-25)	63	2165	414	591	95	17	93	384	52-75	.461	.361	.273

LSU Year-by-Year Team Pitching Statistics (since 1984)

YEAR	(W-L-T)	G	IP	CG	SHO	SV	H	R	ER	BB	SO	OPP AVG	ERA
1984	(32-23-0)	55	433.0	12	3	10	439	272	199	206	359	.259	4.13
1985	(41-18-0)	59	484.2	10	3	9	452	273	221	245	442	.247	4.11
1986	(55-14-0)	69	579.0	10	5	17	511	303	245	291	541	.236	3.81
1987	(49-19-0)	68	577.1	13	8	14	502	266	197	223	552	.235	3.07
1988	(39-21-0)	60	497.2	20	1	11	437	262	199	292	519	.236	3.60
1989	(55-17-0)	72	629.0	10	5	20	546	326	254	278	655	.231	3.63
1990	(54-19-0)	73	630.1	13	5	12	631	324	264	249	555	.258	3.77
1991	(55-18-0)	73	621.0	5	6	19	613	330	253	259	626	.255	3.67
1992	(50-16-0)	66	574.2	9	3	12	508	261	222	185	518	.238	3.48
1993	(53-17-1)	71	620.0	15	7	7	586	318	257	246	511	.249	3.73
1994	(46-20-0)	66	589.2	6	1	13	567	356	295	274	520	.253	4.50
1995	(47-18-0)	65	579.0	9	4	10	517	323	261	245	623	.239	4.06
1996	(52-15-0)	67	601.0	8	10	13	549	283	226	233	635	.241	3.38
1997	(57-13-0)	70	621.0	7	3	13	653	380	319	206	682	.266	4.62
1998	(48-19-0)	67	588.1	5	4	14	613	365	287	232	646	.265	4.39
1999	(41-24-1)	66	580.0	8	2	12	651	402	329	212	591	.281	5.11
2000	(52-17-0)	69	619.2	4	6	16	661	375	305	241	574	.272	4.43
2001	(44-22-1)	67	595.2	6	2	12	640	388	314	279	446	.274	4.74
2002	(44-22)	66	589.2	14	5	7	621	309	224	179	472	.271	3.42
2003	(45-22-1)	68	602.2	7	3	12	614	330	283	194	515	.264	4.23
2004	(46-19)	65	581.1	8	4	7	624	293	237	163	401	.274	3.67
2005	(40-22)	62	557.0	8	3	14	566	296	239	176	428	.264	3.86
2006	(35-24)	59	521.2	2	4	13	581	334	292	208	426	.282	5.04
2007	(29-26-1)	56	492.2	2	0	15	583	330	279	169	421	.294	5.10
2008	(49-19-1)	69	626.1	2	3	16	638	340	286	201	554	.266	4.11
2009	(56-17)	73	644.1	3	4	22	631	319	288	186	679	.257	4.02
2010	(41-22)	63	568.0	1	1	17	626	379	351	227	472	.282	5.56
2011	(36-20)	56	490.0	3	4	9	459	252	225	166	396	.248	4.13
2012	(47-18)	65	592.0	2	7	13	547	242	214	160	573	.246	3.25
2013	(57-11)	68	622.2	5	9	16	488	195	166	172	506	.218	2.40
2014	(46-16-1)	63	561.2	3	17	16	436	180	162	178	443	.218	2.60
2015	(54-12)	66	621.1	2	5	19	530	242	206	228	560	.230	2.98
2016	(45-21)	66	591.0	2	3	15	564	296	261	246	540	.252	3.97
2017	(52-20)	72	639.2	6	10	17	540	281	255	273	626	.229	3.59
2018	(39-27)	66	577.0	2	5	14	570	333	312	251	547	.256	4.87
2019	(40-26)	66	593.2	0	3	13	567	338	306	268	585	.249	4.64
2020	(12-5)	17	151.0	0	0	6	99	49	49	63	157	.186	2.38
2021	(38-25)	63	564.2	2	5	9	546	315	284	216	568	.252	4.53

Paul Mainieri and the 2009 National Champions met with Vice President Joe Biden in the White House when the team toured Washington, D.C. on September 30, 2009.

SIX

NCAA Championships won by the LSU Tigers

1991, 1993, 1996, 1997, 2000, 2009

LSU is one of only three schools to win six national titles in the 74-year history of the CWS. The other schools are Southern California (12 titles) and Texas (6).

LSU has claimed its six CWS titles in the past 31 years. Southern Cal has one national title in the past 43 years; Texas has won three CWS titles in the past 39 seasons.

17

Southeastern Conference championships claimed by LSU, including an unprecedented four in a row from 1990-93

1939, 1943, 1946, 1961, 1975, 1986, 1990, 1991, 1992, 1993, 1996, 1997, 2003, 2009, 2012, 2015, 2017



Paul Mainieri Era (2007-2021)

Spanning 15 seasons (2007-2021), the Paul Mainieri Era at LSU was distinguished by tremendous success in all facets of the Fighting Tiger baseball program. He retired as the Tigers' coach at the end of the 2021 season.

Mainieri guided the Tigers to the 2009 College World Series national championship and five CWS appearances. During Mainieri's tenure, LSU captured a remarkable 31 team championships, including the 2009 NCAA title, nine NCAA Regional championships, five NCAA Super Regional championships, four Southeastern Conference championships, six SEC Tournament titles and six SEC Western Division crowns.

Mainieri posted a 1,505-777-8 (.659) record in 39 seasons of collegiate coaching at St. Thomas University (1984-88), Air Force (1989-94), Notre Dame (1995-2006) and LSU (2007-21). **He completed his career No. 1 on the all-time wins list for active NCAA coaches. Mainieri is No. 7 in all-time NCAA Division I Baseball wins, and he is one of only five Division I coaches in NCAA history to have won over 1,500 games and a national championship.**

He finished his career with a total of 46 team championships - 31 at LSU and 15 at Notre Dame. As head coach at Notre Dame from 1995-2006, Mainieri directed the Irish to an NCAA Super Regional title and an NCAA Regional championship, eight regular-season conference championships and five league tournament titles.

Mainieri recorded a 641-285-3 (.692) mark at LSU, and he has the third-highest winning percentage in SEC history, trailing only former LSU coach Skip Bertman, who was 870-330-3 (.724) from 1984-2001, and former South Carolina coach Ray Tanner, who posted a 738-316 (.700) mark from 1997-2012.

Under Mainieri, the Tigers earned an NCAA Tournament National Seed in six consecutive seasons (2012-17), making LSU and Stanford (1999-2004) the only schools in NCAA history to capture six straight National Seeds. Beginning in 2008, LSU earned nine NCAA Tournament National Seeds, the second-best mark in the country over the past 14 full seasons.

2009 NCAA Champions

In just his third season at LSU, Mainieri directed the 2009 Tigers to the College World Series title, posting a 56-17 overall record, including a 10-1 mark in NCAA Tournament competition.

Mainieri earned 2009 National Coach of the Year recognition from Collegiate Baseball, Baseball America, Rivals.com and the American Baseball Coaches Association.

The Tigers defeated Texas in the CWS Championship Finals to win the national title, LSU's sixth CWS championship and its first since 2000. Mainieri also guided his squad to the 2009 Southeastern Conference regular-season and tournament titles.

LSU played host to the NCAA Baton Rouge Regional, where the Tigers defeated Southern, Baylor and Minnesota to set up a Super Regional matchup versus Rice in Alex Box Stadium. LSU swept two games from the Owls, earning a berth to the CWS for the second straight season and for the 15th time in school history.


The Tigers defeated Virginia in their CWS opener and recorded two wins over Arkansas to advance to the CWS Championship Finals versus Texas. Trailing 6-4 in the ninth inning of Game 1, the Tigers staged a dramatic two-run rally and eventually prevailed, 7-6, in 11 innings. The Longhorns posted a 5-1 win in Game 2; however, LSU overwhelmed UT, 11-4, in the deciding game to claim the NCAA championship trophy.

CWS Appearances in the Mainieri Era


Along with the 2009 national title, Mainieri has guided LSU to CWS appearances in 2017, 2015, 2013 and 2008:

2017 CWS

Mainieri's 2017 squad advanced all the way to the College World Series Finals, where the Tigers were defeated by Florida and finished as national runners-up. LSU, a consensus No. 2 in the final rankings, won five championships in 2017 - the Tigers were SEC regular-season champions, SEC Western Division champions, SEC Tournament champions, NCAA Regional champions and NCAA



Warren Morris' two-out ninth-inning home run to defeat Miami in the 1996 College World Series title game was named the "Showstopper of the Year" at the ESPY Awards.



Skip Bertman (right) accepts the 1997 Louisville Slugger national championship trophy with former LSU President Dr. William Jenkins.

30, and the squad compiled a 17-game win streak from May 11-June 17. LSU had a 27-15 record on April 25, but went 25-5 over its final 30 contests.

Six LSU players were selected in the first nine rounds of the 2017 MLB Draft, including pitcher Alex Lange, a first-round selection of the Chicago Cubs.

2015 CWS

The 2015 Tigers led the nation with 54 wins, and LSU advanced to the College World Series for the 17th time in school history.

LSU in 2015 captured the SEC regular-season championship for the 16th time in school history and won the SEC Western Division title for the 18th time. The Tigers posted a 21-8 conference mark and clinched the league title with a series victory at South Carolina on the final regular-season weekend of the year.

Mainieri was named the 2015 National Coach of the Year by the NCBWA, and he received the Skip Bertman National Coach of the Year Award presented by the College Baseball Foundation. Mainieri was also voted 2015 SEC Coach of the Year, marking the third time he has received the league honor.

LSU produced five players that received 2015 All-America recognition including junior shortstop Alex Bregman, freshman pitcher

Super Regional champions.

For the first time in its College World Series history, LSU won three straight elimination games in 2017, reaching the CWS Finals by eliminating Florida State and top-ranked Oregon State, which had a 56-4 record before suffering two straight losses to the Tigers. The 2017 Tigers won 20 of their last 23 games and 25 of their last

Alex Lange, senior catcher Kade Scivicque, junior first baseman Chris Chinae and junior centerfielder Andrew Stevenson.

2013 CWS

The 2013 Tigers' 57 victories matched the SEC single-season record, and LSU posted the nation's best winning percentage (57-11, .838). The Tigers also established a school record with 23 SEC regular-season victories.

LSU won the 2013 SEC Western Division and SEC Tournament championships and was the NCAA Tournament No. 4 National Seed.

The Tigers played host to and won both the NCAA Regional and Super Regional and earned the 16th CWS berth in school history. LSU, which played in Omaha's three-year-old TD Ameritrade Park for the first time, placed seventh in the CWS after dropping consecutive games to UCLA and North Carolina. LSU completed the season ranked No. 5 by Baseball America, marking the Tigers' fourth Top 10 finish in six seasons.

For the first time in school history, LSU produced three first-team All-Americans in one season – senior first baseman Mason Katz, sophomore pitcher Aaron Nola and freshman shortstop Alex Bregman. Nola was voted SEC Pitcher of the Year and Bregman SEC Freshman of the Year by the league coaches. A school-record nine Tigers were selected in the '13 Major League Baseball Draft.

2008 CWS

Mainieri was named 2008 National Coach of the Year by Rivals.com after guiding the '08 Tigers to the College World Series in just his second season at the helm of the program.

The Tigers finished the season ranked sixth in the nation by Collegiate Baseball, Baseball America and ESPN/USA Today. LSU (49-19-1), picked to finish fifth in the SEC Western Division in the '08 preseason coaches' poll, won 26 of its final 29 games, including a conference-record 23-game win streak that saw LSU claim the

25

LSU has ranked first in the nation in total attendance 25 times in the past 26 seasons (1996-2021).

The 1975 Tigers earned LSU's first NCAA Tournament berth.

.703

LSU has the nation's second-highest all-time NCAA Tournament winning percentage (161-68, .703), including 18 appearances in the College World Series.

LSU is one of only eight schools with 18 or more CWS berths.

188

Home runs by the Tigers in their 1997 National Championship season

The total established an NCAA record, shattering the previous mark of 161 set in 1988 by Brigham Young. LSU hit at least one home run in all 70 of its 1997 games.



SEC Western Division title, the SEC Tournament championship and the NCAA Baton Rouge Regional championship.

LSU's 23-game surge ended with a loss to UC Irvine in Game 1 of the NCAA Baton Rouge Super Regional, but the Tigers won the next two games over the Anteaters to advance to the College World Series. LSU placed fifth in Omaha with a 1-2 record.

The Skip Bertman Era (1984-2001)

Skip Bertman is LSU's all-time winningest coach, as he compiled an 870-330-3 (.724) record in 18 seasons (1984-2001). Bertman, the National Coach of the Year in 1986, 1991, 1993, 1996, 1997 and 2000, and the 1996 United States Olympic head coach, guided the Tigers to five national championships (1991, 1993, 1996, 1997, 2000) and 11 College World Series appearances (1986, '87, '89, 1990, '91, '93, '94, '96, '97, '98, 2000).

Under Bertman, LSU finished in the Top 7 in the national polls in 12 of his final 16 seasons.

Bertman was a member of the inaugural class of the College Baseball Hall of Fame that was inducted in July 2006. He is one of only three coaches to have won five College World Series titles. Southern Cal's Rod Dedeaux won 10 CWS crowns from 1958-78, and Augie Garrido captured five championships with two schools (Cal State Fullerton, 1979, '84, '95; Texas, 2002, '05).

Bertman's No. 15 jersey was retired by LSU in May 2001.

National Titles Under Skip Bertman: 1991, 1993, 1996, 1997, 2000

1991 NCAA Champions

In 1991, Skip Bertman led LSU to its first national championship with a record-setting performance at the CWS. The Tigers defeated

Wichita State, 6-3, in the title game and established Series marks for home runs (nine), runs per game (12), slugging percentage (.603) and fielding percentage (.993).

The '91 Tigers became the first team since Miami (Fla.) in 1982 to win the national championship without a loss in the NCAA Tournament -- LSU was undefeated in the NCAA South Regional (4-0) and in the CWS (4-0).

1993 NCAA Champions

In 1993, LSU won its second NCAA title in three years with an 8-0 victory over Wichita State in the CWS final. The 1993 Tigers also captured the Southeastern Conference title, as LSU became the first SEC school to win the league championship in four consecutive seasons (1990-93).

The '93 squad, in the 100th anniversary season of LSU Baseball, began the year ranked No. 1 in the preseason polls. A century of baseball excellence was culminated as the Tigers claimed the CWS crown with a final record of 53-17-1.

1996 NCAA Champions

LSU claimed its third national championship of the 1990s in 1996 when second baseman Warren Morris belted a two-run homer in the bottom of the ninth inning to lift the Tigers to a thrilling 9-8 College World Series title game win over Miami (Fla.). The '96 Tigers were one of the most prolific offensive teams in Southeastern Conference history, establishing league records for home runs (131), runs scored (648), RBI (549) and total bases (1,331).

1997 NCAA Champions

LSU won its fourth NCAA title in June, 1997, as the Tigers overwhelmed Alabama, 13-6, in the College World Series final. LSU became the first school to win back-to-back national championships since Stanford in 1987-88. The Tigers completed the year with a 57-13 mark, setting the Southeastern Conference record for most single-season victories. The Tigers also established the NCAA record for single-season home runs, as LSU unloaded a remarkable 188 round-trippers en route to the national championship. LSU joined Southern California (six titles in the 1970s) as the only schools to win four CWS crowns in one decade.



Eddy Furniss claimed the 1998 Dick Howser Award as college baseball's most outstanding player.

2000 NCAA Champions

Bertman directed LSU to its fifth national title in 2000, as the Tigers recorded a 52-17 mark, including a 13-0 postseason record. LSU won the SEC Tournament, and the Tigers raced to a 9-0 mark in the NCAA Tournament. The Tigers captured the national title with a thrilling 6-5 win over Stanford in the CWS championship game, as LSU scored four runs in the last two innings to overcome a 5-2 deficit. Catcher Brad Cresse's RBI single in the bottom of the ninth inning drove home shortstop Ryan Theriot with the winning run.

The 2000 squad was Bertman's most productive offensive team, setting a school record for team batting average with a .340 mark. The Tigers also established Southeastern Conference records for hits (864) and doubles (194). For the fifth time, Bertman was voted National Coach of the Year by Collegiate Baseball magazine.

More College World Series Teams:

1986, 1987, 1989, 1990, 1994, 1998, 2003, 2004

1986 CWS

LSU made its first CWS appearance in 1986, when the Tigers finished fifth with a 1-2 record. LSU lost its CWS debut, 4-3, to Loyola-Marymount before rebounding with its first Series win, an 8-4 triumph over Maine. The Tigers were then eliminated by defending CWS champion Miami (Fla.), 4-3.

1987 CWS

LSU returned to Omaha in 1987, marking the



Ben McDonald received the 1989 Golden Spikes Award as the nation's best amateur baseball player.



first time an SEC team made back-to-back CWS appearances. The Tigers placed fourth in '87 with a 2-2 mark, as LSU was eliminated when Stanford's Paul Carey sent a Ben McDonald pitch over the left-field wall with the bases loaded in the 10th inning to give the Cardinal a 6-5 win.

1989 CWS

In 1989, after a two-game sweep of top-ranked Texas A&M -- the Aggies entered the regional final round with a 58-5 record -- in the NCAA Central Regional at College Station, Texas, LSU joined the CWS field, placing in a tie for third with a 2-2 record.

1990 CWS

In 1990, the Tigers again emerged from an NCAA regional tournament losers' bracket to earn a CWS berth, as LSU captured the South I Regional at Baton Rouge with two scintillating one-run wins over Southern California. LSU finished in a tie for third at the '90 CWS, recording a 2-2 mark in the summer classic.

1994 CWS

In 1994, LSU became the first defending national champion to return to the CWS since Stanford accomplished the feat in 1988. The Tigers earned the CWS berth with four straight wins in the NCAA South Regional at Baton Rouge, including a thrilling 12-10 triumph over Southern California in the regional final. However, for the first time in its CWS history, LSU went "two-and-out" in Omaha, as the Tigers dropped consecutive decisions to Florida State and Cal State-Fullerton.

1998 CWS

The 1998 LSU squad earned the Tigers' seventh CWS berth of the '90s. LSU defeated Southern California (12-10) and Mississippi State (10-8) in its first two CWS games, increasing the Tigers' Series winning streak to 10 games over three years. However, LSU suffered back-to-back losses

Ray Wright's brilliant catch prevented a Stanford home run in the 2000 College World Series championship game.

26

The Tigers have played host to an NCAA Regional 26 times since 1986.

LSU has a 86-17 (.835) mark in NCAA Regional games at home and an 17-9 (.654) record in NCAA Super Regional contests in Alex Box Stadium.

LSU has a 121-41 (.747) overall mark in NCAA Regional and Super Regional contests combined (103-25 in regionals, 18-14 in super regionals).

Lyle Mouton (21), catcher Gary Hymel (right) and the Tigers won LSU's first NCAA championship in 1991 with a victory over Wichita State in the CWS.

40

The Tigers have won more College World Series games (40) than any other SEC school. South Carolina is second among league schools with 32 CWS triumphs. LSU has the most CWS appearances (18) among SEC squads; Florida and Mississippi State are second with 12 all-time CWS berths.

The 1997 Tigers produced an SEC-record 57 wins en route to the CWS title.



to Southern Cal (5-4 and 7-3), and the Trojans advanced to the national championship game, where they defeated Arizona State.

2003 CWS

LSU's 2003 SEC Championship club -- coached by Bertman's successor, Smoke Laval -- earned the school's first CWS trip since 2000. The Tigers played host to an NCAA Regional for the 14th straight year, as the Tigers won the tournament with a thrilling 9-8, 11-inning victory over North Carolina-Wilmington in the final game. LSU hosted Baylor in the NCAA Super Regional, defeating the Bears in two of three games to advance to the CWS. LSU dropped consecutive games to Cal State Fullerton and South Carolina in Omaha.

2004 CWS

LSU played host in 2004 to an NCAA Regional for the 15th straight season, winning the tournament with consecutive victories over Army, Southern Mississippi and College of Charleston. The Tigers then played host to an NCAA Super Regional for the

third time in five years, defeating Texas A&M in a best two-of-three series to earn a berth in the CWS. LSU was eliminated from the CWS in two games, as the Tigers dropped decisions to Miami (Fla.) and South Carolina.

SEC Championships:

1939, 1943, 1946, 1961, 1975, 1986, 1990, 1991, 1992, 1993, 1996, 1997, 2003, 2009, 2012, 2015, 2017

LSU captured its 17th Southeastern Conference title in 2017, as the Tigers own the most championships in league history. LSU won six SEC championships in the 1990s, (1990-91-92-93-96-97) including an unprecedented four in a row from 1990-93.

LSU has finished either first or second in the





Aaron Nola, the 2014 National Pitcher of the Year, is also the only player to win SEC Pitcher of the Honors on two occasions (2013 and 2014).

overall conference standings in 18 of the past 31 years. LSU has also won 12 SEC Tournament crowns (1986, '90, '92, '93, '94, 2000, 2008, 2009, 2010, 2013, 2014, 2017), including six in the past 12 seasons.

In 1993, LSU became the only school in Southeastern Conference history to win four straight league titles. The '93 Tigers, who registered an 18-8-1 SEC mark, clinched the overall championship by winning the SEC Western Division Tournament title in Alex Box Stadium. LSU defeated Mississippi State, 7-3, in the final game after battling out of the tournament losers' bracket.

College Baseball Hall of Fame

Former LSU players Ben McDonald, Todd Walker and Eddy Furniss join legendary coach Skip Bertman as LSU inductees into the College Baseball Hall of Fame:

Ben McDonald


McDonald, a right-handed pitcher from Denham Springs, La., capped a magnificent 1989 season by receiving the Golden Spikes Award, given by the United States Baseball Federation to the nation's most outstanding amateur player.

McDonald, who set an LSU career mark with 373 Ks, established Southeastern Conference standards for single-season strikeouts (202), innings pitched (152.1) and consecutive scoreless innings (44.2). A two-time All-American and a 1988 Olympic gold medalist, he finished his LSU career with a 29-14 record and a 3.24 ERA. He was inducted into the College Baseball Hall of Fame at Lubbock, Texas in July 2008.

McDonald's No. 19 jersey was retired by LSU in 2009.

Eddy Furniss

Furniss, a first baseman, culminated a sterling four-year career by receiving the 1998 Dick Howser



Trophy as the nation's most outstanding player. A 2007 inductee into the LSU Athletic Hall of Fame and a 2010 inductee into the College Baseball Hall of Fame, he finished his career as the SEC's all-time leader in hits (352), home runs (80), RBI (308), doubles, (87) and total bases (689). In NCAA annals, Furniss finished his career No. 3 all-time in total bases, No. 4 in home runs and doubles, and No. 5 in RBI. The Nacogdoches, Texas, native

Todd Walker (right), pictured with former LSU coach Skip Bertman, was inducted into the College Baseball Hall of Fame in July 2009.



79

Seventy-nine former LSU players have played Major League Baseball, including 65 big-leaguers (35 pitchers, 30 position players) since 1987. The former Tigers include MLB All-Stars Albert Belle, Paul Byrd, Brian Wilson, Aaron Hill, Brad Hawpe, DJ LeMahieu, Will Harris, Alex Bregman, Aaron Nola and Kevin Gausman.

Former LSU star DJ LeMahieu is a three-time MLB All-Star and he won the 2016 and 2020 MLB batting titles.



A school-record (actual attendance) 11,401 fans packed Alex Box Stadium, Skip Bertman Field to watch the Tigers clinch a berth in the 2013 College World Series with an NCAA Super Regional win over Oklahoma.

USA

LSU has established an outstanding international reputation with representatives on U.S. Olympic squads:

- Ben McDonald - 1988
- Rick Greene - 1992
- Skip Bertman - 1988, 1996
- Warren Morris - 1996
- Jason Williams - 1996
- Kurt Ainsworth - 2000

LSU's Kurt Ainsworth pitched the United States to wins over Holland and Australia en route to the 2000 gold medal in Sydney.

Team by the readers of the Omaha World-Herald. Walker, a 2009 inductee into the College Baseball Hall of Fame, completed a brilliant three-year LSU career in 1994 as he became the SEC's all-time leader in hits (310), runs (234), RBI (246) and total bases (557).

Walker, a native of Bossier City, La., was a 1994 finalist for the Golden Spikes Award and the Smith Award, as he batted .393 with 18 homers and 68 RBI. A consensus '94 All-American, he was also named the Most Outstanding Player of the NCAA South Regional, and he was selected to the College World Series All-Tournament team.

Walker finished his career as LSU's all-time leader in hits, runs, RBI, total bases, home runs (52), doubles (61), triples (15) and batting average (.396). He was inducted into the LSU Athletic Hall of Fame in 2006, and his No. 12 jersey was retired by LSU in April 2017.



More National Awards

Lloyd Peever, a right-handed pitcher from Stonewall, Okla., was named the 1992 National Player of the Year by Collegiate Baseball magazine. Peever, one of nine finalists for the 1992 Golden Spikes Award, was named first-team All-America by Collegiate Baseball, Baseball America and the American Baseball Coaches Association. Peever, a 2011 inductee into the LSU Athletic Hall of Fame, finished the season with a 14-0 record and a 1.98 ERA in 104.2 innings, and he became the first SEC pitcher to post 14 straight wins in one year.

Catcher **Brad Cresse** was a 2000 first-team all-America selection, as he led the nation in home runs (30) and RBI (106). Cresse, a native of Seal Beach, Calif., was named the 2000 recipient of the Johnny Bench National Collegiate Catcher of the Year award, and he was a finalist for the 2000 Golden Spikes Award. Cresse helped lead LSU to the 2000 national title by hitting .388 (106-for-273) with 21 doubles, 30 homers, 106 RBI, 73 runs, 217 total bases and a .790 slugging percentage.

LSU freshman **Alex Bregman** was named the winner of the 2013 Brooks Wallace National Shortstop of the Year Award. Bregman, product of Albuquerque, N.M., batted .369 with 18 doubles, seven triples, six home runs and 52 RBI during the first season of his college career, leading the Tigers to a berth in the College World Series. Bregman earned 2013 consensus first-team all-America honors and was named the National Freshman Player of the Year by Collegiate Baseball magazine.

LSU junior right-hander **Aaron Nola** was named the 2014 National Pitcher of the Year by the College Baseball Foundation. Nola, a 2014 Golden Spikes Award finalist and a two-time Southeastern Conference Pitcher of the Year, enjoyed a brilliant 2014 season, as he posted an 11-1 mark and a 1.47 ERA in 116.1 innings with 27 walks and 134 strikeouts. During his remarkable three-year LSU career (2012-14), Nola compiled a 30-6 mark and a 2.09 ERA in 332 innings with 42 walks and 345 strikeouts.

Right-hander **Alex Lange** was voted the 2015



National Freshman Pitcher of the Year by Collegiate Baseball magazine and the NCBWA. He posted a 12-0 record with a 1.97 ERA in 114 innings. In 17 starts, he recorded 131 strikeouts and limited opponents to a .212 cumulative batting average.

Lange, a native of Lee's Summit, Mo., was also voted the 2015 SEC Freshman of the Year, and he received first-team All-America and first-team All-SEC recognition.

Outfielder **Dylan Crews** was named the 2021 Perfect Game National Freshman of the Year after hitting .362 (89-for-246) with 16 doubles, two triples, 18 homers, 42 RBI, 64 runs scored and 12 stolen bases. The product of Longwood, Fla., also received All-America, Freshman All-America, Second-Team All-SEC and Freshman All-SEC recognition, and he was voted the Louisiana Freshman of the Year.

He finished No. 1 in the SEC in total bases (163), No. 3 in batting average, No. 3 in on-base percentage (.453), No. 4 in base hits, No. 4 in runs scored, No. 5 in doubles and No. 5 in home runs.

International Baseball

Skip Bertman served as the head coach of the United States Olympic team in 1996, directing the Americans to the bronze medal in Atlanta.

LSU second baseman Warren Morris and shortstop Jason Williams were two of the '96 Olympic team's brightest stars. Morris was the Americans' leading hitter in the Olympics, batting .409 in nine games with five homers, one double, 11 RBI and 10 runs. Williams batted .367 in the Olympics with three homers, nine RBI and 10 runs.

Bertman also served as the pitching coach of the 1988 U.S. Olympic team which captured a gold medal in Seoul. The '88 squad featured LSU pitcher Ben McDonald, who posted two Olympic victories. LSU pitcher Rick Greene was a member of the '92 Olympic team which competed in Barcelona, but fell short of earning a medal.

LSU pitcher Kurt Ainsworth helped lead the U.S. to the gold medal at the 2000 Olympics in Sydney. Ainsworth pitched the Americans to wins over Holland and Australia en route to the Olympic title.

Paul Mainieri served as head coach of the 2018 U.S. Collegiate National Team that posted series wins over Cuba, Japan and Chinese Taipei. The U.S. team included four LSU players -- pitcher Zack Hess and outfielders Daniel Cabrera, Zach Watson and Antoine Duplantis. Two members of LSU's 2022 squad - outfielder Dylan Crews and infielder Jacob Berry - played with the U.S. Collegiate National Team in the summer of 2021.

Attendance

LSU has led the nation in total attendance 25 times in the past 26 seasons (1996-2021). Over nine million fans have seen the Tigers play in their home stadium over the past 38 seasons. A total of 9,496,342 patrons have experienced "Baseball at the Box" during

that period.

Innovative promotional schemes, record-breaking crowds and increasing revenues characterize LSU's baseball program. In 1983, the year before Skip Bertman's arrival as head coach, LSU drew only 10,002 fans for 22 dates at Alex Box Stadium, an average of 454 per game.

Academic Excellence

Former LSU first baseman Eddy Furniss was named a 1997 first-team Academic all-American by GTE-CoSIDA, and he received second-team Academic all-America recognition in 1996 and 1998. Other Academic all-America selections include pitcher Chris Demouy (third-team, 1996), second baseman Warren Morris (first-team, 1995) and catcher Tim Lanier (third-team, 1994).

Pitcher Kurt Ainsworth was a member of the 1999 CoSIDA Academic All-District team; third baseman Wally Pontiff Jr. earned All-District recognition in 2002; pitcher Paul Bertuccini was named to the All-District squad in 2010; and catcher Saul Garza was an All-District selection in 2020.

Left-handed pitcher Jason Determann was named the 2005 SEC Baseball Scholar-Athlete of the Year with a 3.781 GPA in biology. He was also voted to the ESPN The Magazine second-team Academic All-America squad.

Right-handed pitcher Jordan Faircloth received the 2005 SEC Community Service Post-Graduate Scholarship, and he was named to the SEC Good Works Team. Faircloth, who received his LSU degree in political science with a 3.383 GPA, was a volunteer speaker to children at local schools, served food at homeless shelters and was active in Habitat for Humanity, building homes for needy families.

Outfielder Sean McMullen, a native of Metairie, La., was named the 2014 Tiger Athletic Foundation Male Scholar-Athlete of the Year, and he was the LSU Athletic Department nominee for the Boyd McWhorter SEC Scholar-Athlete of the Year Award. McMullen was a two-time member of the SEC Academic Honor Roll, and he earned his LSU degree in kinesiology in May 2014 with a 3.71 grade point average.


Ninety-eight Tigers have earned LSU degrees during Paul Mainieri's tenure.

141

LSU players have earned SEC Academic Honor Roll recognition on 141 occasions over the past 14 seasons, including a school-record 14 players in 2008.

ALEX BOX STADIUM

SKIP BERTMAN FIELD



The field at Alex Box Stadium was named "Skip Bertman Field" on May 17, 2013, prior to the Tigers' game versus Ole Miss. Bertman (pictured above with his wife, Sandy) coached LSU to five national titles during his 18-season tenure (1984-2001).

A First Class Home for a Great Legacy

The Alex Box Stadium, Skip Bertman Field experience is a unique one, created by the greatest and most loyal fans in all of college baseball, combined with an enduring legacy of championships.

In February 2009, the LSU Baseball program moved into a new home, and all of the traditions, memories and excitement that make Tiger baseball truly special live on in Alex Box Stadium, Skip Bertman Field.

From LSU's first SEC title team in '39, to Bruce Baudier's perfect game, to Rich Cordani's game-winning home run against Southern Cal, to the regional championship victory laps of the 1990s, the original Alex Box Stadium was home from 1938-2008 to some of the greatest moments in all

of college baseball history.

Now the LSU baseball legacy has moved 200 yards to the south into a state-of-the-art facility, designed to provide the resources necessary to sustain LSU's tradition of excellence while also accommodating in comfort the record-setting crowds that set Tiger Baseball apart from the rest of America.

The LSU baseball team enjoys nearly 10,000 square feet of locker and meeting room space, indoor batting cages, a weight training facility and all the amenities necessary to field a consistent winner.

A 21st Century home sustains a grand old tradition ... LSU Baseball at Alex Box Stadium, Skip Bertman Field.

Stadium Information

Seating Capacity	10,326
Playing Field Distances	
Foul Lines	330 ft.
Power Alleys	365 ft.
Center	405 ft.
Height of Fence	10 ft.
Height of Batters' Eye	40 ft.
Playing Surface	natural grass (artificial turf in foul territories)

GROUND LEVEL

- ▶ National Championship Plaza & Legacy Plaza
- ▶ Hall of Fame Room
- ▶ Ticket Office
- ▶ Champion's Club Lounge
- ▶ Batting Cages & Marucci Performance Center
- ▶ Locker Room & Team Meeting Room
- ▶ Players' Lounge
- ▶ Umpires Locker Room
- ▶ LSU SportShop
- ▶ Picnic / Play Areas & Concessions Stands

SECOND LEVEL

- ▶ Concourse
- ▶ Concessions Stands
- ▶ LSU SportShop
- ▶ LSU Fan Zone

THIRD LEVEL

- ▶ Press Box
- ▶ Suites


Ballpark Comparisons

	OLD ALEX BOX (1938-2008)	NEW ALEX BOX (2009-PRESENT)
SEATING		
Total Seats	7,760	10,326
Grandstand	3,238	4,054
Bleachers	4,522	6,272
AMENITIES		
Restrooms	2,000 sq. ft.	9,274 sq. ft.
Concessions	2,200 sq. ft.	5,000 sq. ft.
No. of Suites	0	27
Club Lounge	0 sq. ft.	1,800 sq. ft.
Team Area	3,000 sq. ft.	9,380 sq. ft.
Press Area	250 sq. ft.	2,000 sq. ft.

Enhanced ADA (Americans with Disabilities Act) accessibility and seating throughout new facility.



Batting Cages inside the Marucci Performance Center



Aaron Nola Pitching Lab



Players' Lounge



Marucci Performance Center



The LSU locker room has a Major League appearance.



Video Studio



The original Alex Box Stadium, home of the LSU Fighting Tigers from 1938-2008, has a storied history which spans several decades. The 2008 season was the last for the Tigers in the 70-year-old facility, as LSU moved into the New Alex Box Stadium in 2009.

Alex Box Stadium Testimonials

"We tried to prepare our players for coming here, but I don't think you can prepare anybody for this, until you get here. This - and I mean this in a complimentary way - is a very, very special place; a very unique place ... There are lots of places where there's great baseball played and there's great support and they get behind their teams. But there is nothing like this. This is in first place and everything else is a distant second place."

- UC Irvine coach Mike Gillespie after the 2008 NCAA Super Regional in Alex Box Stadium

"I want to commend what I truly believe may be the premier crowd in all of college baseball . . . that is a special, special crowd out there. I want to say that the way the fans have responded all weekend to just excellence and outstanding play leads me to believe that they truly do appreciate the difficulty of playing this game. I'm glad to have our players play in front of a crowd that I truly believe appreciated their performance."

- Baylor coach Steve Smith after the 2003 NCAA Super Regional in Alex Box Stadium



LSU has finished first in the nation in total attendance 25 times in the past 26 seasons (1996-2021)

Over the past 38 seasons, the Tigers have attracted over nine million fans to their home stadium. A total of 9,496,342 patrons have watched the Tigers play at "The Box" from 1984 to 2021.

Alex Box Stadium, Skip Bertman Field (aka the "New" Alex Box) has played host to eight NCAA regionals and seven NCAA super regionals in its 13 seasons of operation. The field at "The Box" was named Skip Bertman Field in May 2013.

The original Alex Box Stadium was the site of four SEC tournaments, 18 NCAA regionals, four NCAA super regionals and one ABCA Hall of Fame tournament.

Originally a 2,500-seat facility, the concrete and steel grandstand of the original Alex Box Stadium was completed in 1938. Funding came from the Works Progress Administration, a federally sponsored agency which constructed public athletic facilities, among other such projects.

In its first two years, the original Alex Box Stadium was the site of spring training for the New York Giants. Such legendary baseball figures as Mel Ott, Carl Hubbell, Bill Terry and Dick Bartell trained at "The Box."



The "Intimidator" billboard depicting LSU's NCAA titles was unveiled in the original Alex Box Stadium prior to the 1997 season. The most recent version of the "Intimidator" was installed in the new Alex Box Stadium prior to the 2022 season.

26

LSU has hosted 26 NCAA Regional Tournaments in its home stadium over the past 36 seasons (1986-2021).

11

NCAA Super Regional Series at Alex Box Stadium: 2000, 2003, 2004, 2008, 2009, 2012, 2013, 2015, 2016, 2017, 2019

25

LSU has led the nation in total attendance 25 times in the past 26 seasons (1996-2021).

.785

LSU has a .785 winning percentage at home since 1984. The Tigers are 1,115-303-5 during that 38-season span in their home ball park.

LSU Record in Alex Box (1984-2021)

YEAR	GAMES	W-L-T	PCT.
1984	31	23-8	.742
1985	34	31-3	.912
1986	43	38-5	.884
1987	35	30-5	.857
1988	33	27-6	.818
1989	36	31-5	.861
1990	37	32-5	.865
1991	43	33-10	.767
1992	38	30-8	.789
1993	43	34-8-1	.802
1994	35	28-7	.800
1995	36	28-8	.777
1996	39	32-7	.821
1997	40	36-4	.900
1998	35	32-3	.914
1999	38	27-11	.711
2000	39	28-11	.718
2001	37	27-10	.730
2002	36	28-8	.778
2003	39	30-8-1	.782
2004	36	27-9	.750
2005	36	23-13	.639
2006	37	25-12	.676
2007	35	20-14-1	.586
2008	42	32-9-1	.774
2009*	42	33-9	.786
2010*	38	30-8	.789
2011*	37	28-9	.757
2012*	44	35-9	.795
2013*	43	39-4	.907
2014*	39	31-7-1	.808
2015*	39	33-6	.846
2016*	41	28-13	.683
2017*	39	32-7	.821
2018*	37	29-8	.784
2019*	40	30-10	.750
2020*	13	11-2	.846
2021	38	24-14	.632
Totals	1,423	1,115-303-5	.785

Attendance in Alex Box (1984-2021)

YEAR	DATES	TOTAL ATT.	AVG.
1984	24	22,021	918
1985	25	40,746	1,630
1986	34	81,075	2,385
1987	27	46,084	1,707
1988	27	46,831	1,734
1989	33	65,781	1,993
1990	30	78,616	2,621
1991	37	113,832	3,077
1992	34	114,937	3,381
1993	39	137,306	3,521
1994	33	143,595	4,351
1995	36	148,995	4,139
1996	39	226,805	5,816
1997	39	252,864	6,484
1998	35	232,597	6,645
1999	38	271,888	7,154
2000	39	286,874	7,355
2001	37	276,622	7,476
2002	36	271,179	7,532
2003	39	291,676	7,478
2004	36	284,328	7,898
2005	36	270,300	7,508
2006	37	270,341	7,306
2007	35	256,537	7,329
2008	42	318,798	7,590
2009*	42	403,056	9,596
2010*	38	404,916	10,655
2011*	37	390,595	10,557
2012*	44	472,391	10,736
2013*	43	473,298	11,006
2014*	39	424,321	10,880
2015*	39	421,771	10,814
2016*	41	433,783	10,580
2017*	39	418,291	10,725
2018*	37	399,085	10,786
2019*	40	425,377	10,634
2020*	13	133,848	10,296
2021	38	144,982	3,815
Totals	1,357	9,496,342	6,998

Tournaments Hosted

NCAA Regional Tournaments (26)

1986, 1990, 1991, 1992, 1993, 1994, 1995, 1996, 1997, 1998, 1999, 2000, 2001, 2002, 2003, 2004, 2005, 2008, 2009, 2012, 2013, 2014, 2015, 2016, 2017, 2019

NCAA Super Regional Series (11)

2000, 2003, 2004, 2008, 2009, 2012, 2013, 2015, 2016, 2017, 2019

SEC Tournaments (4)

1985, 1986, 1991, 1993

ABCA Hall of Fame Tournament (1)

1991

Top 10 Alex Box Stadium

Attendance Figures (Paid Attendance)

ATTENDANCE	OPPONENT	DATE	SCORE
1. 12,844	Notre Dame	2/16/18	LSU, 7-6
2. 12,727	South Carolina	4/27/13	USC, 4-2
3. 12,472	New Orleans	2/14/14	LSU, 2-0
4. 12,404	UL-Monroe	2/15/19	LSU, 12-7
5. 12,373	Maryland	2/15/13	LSU, 1-0
6. 12,313	Alabama	4/17/10	LSU, 9-7
7. 12,223	Notre Dame	2/17/18	ND, 10-5
8. 12,193	Ole Miss	5/17/13	LSU, 5-4
9. 12,164	Ole Miss	3/13/15	UM, 5-3
10. 12,153	Oklahoma	6/8/13	LSU, 11-1

The largest actual attendance figure in the New Alex Box Stadium is 11,401 for Game 2 of the NCAA Super Regional matching LSU and Oklahoma on June 8, 2013.

The largest actual attendance figure in the original Alex Box Stadium was 8,173 for the NCAA Super Regional championship game versus UC Irvine on June 9, 2008, the final game in stadium history. The largest paid attendance figure in the original stadium was 8,701 versus Mississippi State on May 11, 2008, the final regular-season game in stadium history.

Alex Box (1920-1943)



LSU's baseball stadium was named in 1943 for Alex Box, an outfielder for the 1942 Tiger squad. Box was killed in 1943 while fighting in North Africa during World War II.

Simeon Alexander

Box was born August 5, 1920, in Quitman, Miss., and attended George S. Gardiner High School in Laurel, Miss. Box came to LSU in 1938 and majored in petroleum engineering. He played football and baseball, served as vice president of the junior class in engineering and was a member of several professional societies. He earned his petroleum engineering degree in 1942.

Box pursued his advanced ROTC studies in the engineering regiment. A handsome, popular figure on campus, he met and developed a close relationship with Earle Hubert, an attractive member of Delta Zeta sorority from Plaquemine, La. They had an understanding that she would complete her elementary education degree while he was serving in the military; then, they would later marry. Tragically, the terrors of warfare changed those plans.

After being commissioned in the U.S. Army, Box made short stops at camps in Florida and Pennsylvania and went on to England in August, 1942. He was posted to the First Infantry Division, called the "Big Red One" in North Africa. Lieutenant Box, a tank commander, displayed his heroism on November 9, 1942, when he risked his life in helping destroy six enemy machine gun nests and an artillery emplacement near Arcole, Algeria. His brave acts earned him the Distinguished Service Cross, the Army's second-highest decoration.

Only two months later, there was a fierce battle in Tunisia, and Box's tank was shredded by a German mine. He was killed instantly on February 19, 1943, at the age of 22. Brigadier General Theodore Roosevelt, wrote a letter of condolence to Box's mother, Mattie, saying "the deeds and death of your son have gone to make up the spiritual background that is this country."

Laurel, Miss., superintendent of schools R.H. Watkins eulogized Box as a "perfect example of an athlete, a Christian gentleman, a scholar and a soldier ... His beautiful life may be compared to a great piece of music which ends on a high note."

On the LSU campus, there was a spontaneous movement that spring to commemorate his sacrifice in some tangible way. At its May 28, 1943 meeting, the LSU Board of Supervisors voted unanimously to name the baseball stadium for Box. That was considered such an unusual decision that the student newspaper, The Reveille, observed, "For the first time in the school's history, the service and memory of the military hero came to be esteemed so highly that a structure on the campus was named in his honor."

The Box family made a special presentation of Alex's personal memorabilia to LSU during the 1991 baseball season. The memorabilia, enclosed in a specially-constructed glass case, is permanently housed in the Wally Pontiff Jr. Hall of Fame Room, located on the third base side of Alex Box Stadium.



Man of Honor

LSU's baseball stadium was named for Alex Box in 1943.

GREAT MOMENTS



LSU Diamond – later named Alex Box Stadium – was the spring training home of the New York Giants in 1938 and 1939.

Reprinted with permission from Baseball in Baton Rouge. Available from the publisher online at www.arcadiapublishing.com or by calling 888-313-2665.



Albert Belle and the 1986 Tigers captured an NCAA Regional title and advanced to LSU's first College World Series.



Slugger Eddy Furniss powered LSU to NCAA Regional titles in 1996, 1997 and 1998.

May 6, 1939

LSU defeats Tulane, 16-0, clinching its first SEC crown with a 10-2 conference record. The Tigers receive help from the Auburn Plainsmen, who defeated Florida, giving the Gators their second loss of the season, and eliminating them from title contention.

May 6, 1946

LSU completes a doubleheader sweep of Tulane to finish 11-3 in SEC play and win the league title. In the first outing, home runs by Joe Bill Adcock and Gene "Red" Knight help to erase a 4-1 deficit. Mel Didier singles in two runs in the seventh and LSU captures a 7-4 victory. In Game 2, home runs by Knight and Ray Coates highlight LSU's 4-3 win, as the Tigers clinch the SEC title.

May 12, 1961

LSU defeats Auburn 6-5 in the second game of a best-of-three series to win the SEC Championship. LSU trails 5-4 in the bottom of the 11th inning when the Tigers rally for two runs. Bobby Theriot provides the game-winning single and LSU captures the league crown. The paid attendance for the game was estimated to be around 2,500, making it the most attended LSU baseball game at the time.

May 5, 1967

LSU right-hander Bruce Baudier fires a seven-inning perfect game, blanking Alabama, 2-0, in the second game of a doubleheader. Baudier records eight strikeouts and needs only 72 pitches to defeat the Crimson Tide in front of 450 fans in Alex Box Stadium.

March 3, 1972

On Opening Day, LSU pitcher Randy Wiles pitches a no-hitter in the first game of a doubleheader against Rice, leading the Tigers to a 3-0 victory. Wiles pitches seven innings, recording 11 strikeouts and one walk. The no-hitter is nearly broken up with an infield hit, but is kept alive with an outstanding play by freshman shortstop Mike Miley.

May 14, 1975

LSU defeats Georgia 6-5 in the first game of a best-of-three series to determine the SEC champion. Randy Aldridge singles in the winning run in the bottom of the 10th. Paul Stefan earns the victory, pitching 8.2 innings of relief and striking out 13. LSU goes on to win the series and the SEC title with a 8-3 win over the Bulldogs in Athens.

March 14, 1979

Robert Landry pitches only the fourth no-hitter in LSU's history, defeating Southern Miss 1-0 at Alex Box Stadium. Landry strikes out seven and walks three in the seven-inning contest. Randy Olson, the Tigers' designated hitter, hits a solo home run for the lone score of the game.

May 25, 1986

Albert Belle smashes two, two-run homers in the South I Regional championship game, leading the Tigers to their first College World Series with a 7-6 win over Tulane at Alex Box Stadium. Belle was named tournament MVP for his efforts.

May 28, 1990

Rich Cordani's dramatic two-run blast in the seventh inning lifts LSU to a thrilling 7-6 South Regional championship game win over Southern California.

April 26, 1993

LSU defeats Tulane, 5-2, in a "Turn Back the Clock" game in Alex Box Stadium. The players wear early 20th-century replica uniforms and use wooden bats in the contest. The game celebrates the 100th anniversary of the LSU Baseball program.

May 29, 1994

LSU holds on to a 12-10 win over Southern Cal in the South Regional final. Former Trojan and current Minnesota Twins star Jacque Jones smashes three homers in defeat.

May 26, 1996

In one of the largest hit outputs in school history, LSU uses 18 runs on 13 hits in the seventh inning of the South II Regional championship game to rout Georgia Tech, 29-13. The Tigers wear new gold jerseys during the regional and throughout the 1996 College World Series.

May 25, 1997

A classic five-hour marathon comes to an end as LSU outlasts Long Beach State by scoring seven runs in the 11th inning for a 14-7 victory. One day later, the Tigers avenge their second round loss to South Alabama by sweeping the Jaguars, 14-4 and 15-4, before defending their national championship in Omaha.



Skip Bertman is ejected from the game during LSU's epic 1997 NCAA Regional win over Long Beach State. Bertman was ejected only three times in his 18 seasons as LSU's head coach.

May 23, 1998

LSU falls behind Cal State Fullerton, 7-0 through two innings, but Cedrick Harris' two-run double in the eighth caps a four-run inning to complete a comeback as the Tigers earn a 13-11 victory. LSU routs the Titans 14-3 the next day to reach Omaha.

May 30-31, 1999

Facing a seven-run deficit and in danger of being eliminated, LSU rallies to take a 12-10 lead it would not relinquish against East Carolina to force a second championship game. Kurt Ainsworth gets an extra day of rest thanks to rain, which forces the second contest to be moved to Monday. Ainsworth blanks the Pirates, 9-0, hurling the Tigers to a super regional matchup with SEC foe Alabama.

June 2, 2002

LSU comes through the loser's bracket to defeat UL-Lafayette twice by identical 12-2 scores to win its seventh consecutive regional championship. The Tigers are the only regional winner of 2002 to come through the loser's bracket to win twice on the final day.

June 1, 2003

Jon Zeringue's one-out, walk-off home run in the bottom of the 11th sends LSU to the super regional round as the Tigers defeat a pesky UNC-Wilmington club, 9-8.

June 7-8, 2003

LSU blasts Baylor 20-5, using an 11-run sixth inning highlighted by Clay Harris' grand slam to reach its 12th College World Series. The Tigers faced elimination a day earlier after Baylor captured the first contest in the best-of-three set. Harris and Ivan Naccarata belted back-to-back homers to lead off the eighth inning to lift LSU over Baylor, 6-5, to set up the rubber match.

June 13, 2004

Lane Mestepey fires a masterful five-hit shutout in Game 2 of a Super Regional series against Texas A&M. Will Harris' ninth-inning homer clinches LSU's 4-0 triumph and sends the Tigers to the College World Series for the second straight season.

June 8-9, 2008

LSU completes its 70-year residency in Alex Box Stadium in grand fashion, overwhelming UC Irvine, 21-7, in Game 3 of the NCAA Baton Rouge Super Regional. The win vaults the Tigers into the College World Series for the 14th time since 1986. LSU explodes for six runs in the first inning on the strength of consecutive home runs by Blake Dean, Micah Gibbs and Matt Clark to roll past the Anteaters. The Tigers had faced elimination in Game 2 the day before, but LSU erupted for five runs in the ninth inning to erase a 7-4 deficit and post a 9-7 victory, setting up the Game 3 final showdown.



Skip Bertman opens the "spirit ball" prior to the first game in the New Alex Box Stadium on February 20, 2009.

February 20, 2009

LSU defeats Villanova, 12-3, in the first game played in the New Alex Box Stadium. Over 9,000 fans witness the inaugural contest played in the state-of-the-art ball park. Louis Coleman, who fires the first pitch in stadium history, earns the victory with a strong outing against the Wildcats.

June 6, 2009

LSU defeats Rice, 5-3, to win the NCAA Super Regional and advance to the College World Series in the first season of the New Alex Box Stadium. A crowd of 9,651 fans watches as Louis Coleman and Matty Ott pitch the Tigers to victory. Coleman earns his 13th win and Ott picks up his 16th save as the Tigers head to Omaha for the 15th time in school annals.

June 3, 2012

LSU erases a 5-4, ninth-inning deficit and defeats Oregon State, 6-5, in 10 innings to win the NCAA Baton Rouge Regional. Alex Edward's RBI double ties the contest in the ninth, and Austin Nola scores the game-winning run on a wild pitch in the 10th.

June 7, 2013

LSU right-hander Aaron Nola delivers one of the greatest pitching performances in Fighting Tiger postseason history, limiting Oklahoma to no runs on two hits with six strikeouts in nine innings, as the Tigers post a 2-0 victory in Game 1 of the NCAA Super Regional in Alex Box Stadium, Skip Bertman Field.

June 6, 2015

Senior DH Chris Sciambra launches a solo walk-off homer in the bottom of the ninth inning to lift the Tigers to a 4-3 win over UL-Lafayette in Game 1 of the NCAA Super Regional. LSU defeated the Cajuns, 6-3, the next day to advance to the CWS.

June 7, 2016


First baseman Greg Deichmann unloads a two-run homer in the seventh inning to give LSU a 3-2 lead, and the Tigers capture the NCAA Baton Rouge Regional title with a 5-2 win over Rice. Left-hander Jared Poche' fires six scoreless relief innings, retiring 18 of the 19 Rice batters that he faces.

June 10, 2017

The Tigers erupt for four runs in the bottom of the eighth inning to erase a 3-0 Mississippi State lead and post a 4-3 win over the Bulldogs in Game 1 of the NCAA Super Regional series.



Matty Ott reacts after recording the final out of the 2009 Super Regional versus Rice.



Chris Sciambra follows the flight of his game-winning homer in the 2015 NCAA Super Regional.

The Original Alex Box Stadium Facts

(known as LSU Diamond from 1938-43)

All-Time LSU Record in the Original Alex Box Stadium
(1723 games from 1938 - 2008)
1217-509-7 (.708)

First Game
March 12, 1938
New York Giants 6, Philadelphia Phillies 5
(MLB Spring Training Game)

First LSU Game
March 21, 1938
LSU leads Minnesota, 4-2, after three innings when game is halted due to rain

First Complete LSU Game
March 24, 1938
Minnesota 6, LSU 5

First LSU Win
April 11, 1938
LSU 7, Northwestern 6

Final LSU Game
June 9, 2008
LSU 21, UC Irvine 7

First LSU Game in the New Alex Box Stadium
February 20, 2009
LSU 12, Villanova 3

Chad Ogea was the ace of the Tigers' 1991 pitching staff that propelled LSU to the NCAA South Regional title in Alex Box Stadium. The '91 Tigers advanced to the College World Series and claimed LSU's first national championship.



Skip Bertman directed LSU to five national championships and 11 CWS appearances.

Skip Bertman

2003 American Baseball Coaches Association Hall of Fame Inductee
2006 College Baseball Hall of Fame Inductee
LSU Jersey #15 Retired in May 2001



Skip Bertman is LSU's all-time winningest coach, as he compiled an 870-330-3 (.724) record in 18 seasons (1984-2001). Bertman, the National Coach of the Year in 1986, 1991, 1993, 1996, 1997 and 2000, and the 1996 United States Olympic head coach, guided the Tigers to five national championships (1991, 1993, 1996, 1997, 2000) and 11 College World Series appearances (1986, '87, '89, '90, '91, '93, '94, '96, '97, '98, '00). Under Bertman, LSU finished in the Top 7 in the national polls in 12 of his final 16 seasons.

Bertman was a member of the inaugural class of the College Baseball Hall of Fame that was inducted in July 2006. He is one of only three coaches to have won five College World Series titles. Southern Cal's Dedeaux won 10 CWS crowns from 1958-78, and Augie Garrido has captured five championships with two schools (Cal State Fullerton, 1979, '84, '95; Texas, 2002, '05). Bertman was named to the CWS Legends team in 2010.



Ben McDonald, the 1989 Golden Spikes Award winner, still holds the LSU career strikeout mark with 373.

Ben McDonald

2008 College Baseball Hall of Fame Inductee
LSU Jersey #19 Retired in May 2009



McDonald, a 6-7 right-hander from Denham Springs, La., capped a magnificent 1989 season by receiving the Golden Spikes Award, given by the United States Baseball Federation to the nation's most outstanding amateur player. McDonald, who was also named National Player of the Year by Baseball America, The Sporting News and Collegiate Baseball, was the first player chosen in the free-agent amateur draft and made his major league debut with the Baltimore Orioles in September, 1989.

McDonald, who set an LSU career mark with 373 Ks, established Southeastern Conference standards for single-season strikeouts (202), innings pitched (152.1) and consecutive scoreless innings (44.2). A two-time All-American and a 1988 Olympic gold medalist, he finished his LSU career with a 29-14 record and a 3.24 ERA.

McDonald, who enjoyed an excellent 10-year major league career with the Orioles and Milwaukee Brewers, also lettered as an LSU basketball player. He was a member of the 1986-87 Tiger hoops squad which advanced to the Elite Eight of the NCAA Tournament.



Todd Walker (center) was joined by Skip Bertman (left) and Eddy Furniss (right) at Walker's Jersey Retirement Ceremony in April 2017.

Todd Walker

2009 College Baseball Hall of Fame Inductee
LSU Jersey #12 Retired in April 2017



Todd Walker was voted in 1996 as the second baseman on the College World Series All-Time Team by the readers of the Omaha World-Herald. Walker, a 2006 inductee into the LSU Athletics Hall of Fame, completed a brilliant three-year LSU career in 1994 as he became the SEC's all-time leader in hits (310), runs (234), RBI (246) and total bases (557). A 1993 and 1994 All-America selection, he helped lead LSU to the '93 national championship and was named the Most Valuable Player of the CWS. Walker, a native of Bossier City, La., was a 1994 finalist for the Golden Spikes Award and the Smith Award, as he batted .393 with 18 homers and 68 RBI. He was also named the Most Outstanding Player of the '94 NCAA South Regional, and he was selected to the CWS All-Tournament team. Walker finished his career as LSU's all-time leader in hits, runs, RBI, total bases, home runs (52), doubles (61), triples (15) and batting average (.396). Walker was named to the CWS Legends team in 2010.



Eddy Furniss was joined by Skip Bertman at the 2010 College Baseball Hall of Fame induction ceremony in Lubbock, Texas.

Eddy Furniss

2010 College Baseball Hall of Fame Inductee
LSU Jersey #36 Retired in April 2016



LSU first baseman Eddy Furniss culminated a sterling four-year career by receiving the 1998 Dick Howser Trophy as college baseball's most outstanding player. Furniss, a 2007 inductee into the LSU Athletics Hall of Fame, finished his career as the SEC's all-time leader in hits (352), home runs (80), RBI (308), doubles (87) and total bases (689). He is also No. 1 on the LSU career list for slugging percentage (.727) and walks (191). In NCAA annals, Furniss finished his career No. 3 all-time in total bases, No. 4 in home runs and doubles, and No. 5 in RBI. The Nacogdoches, Texas, native -- who posted a .371 lifetime batting average -- hit .403 in 1998 with 27 doubles, three triples, 28 homers, 85 runs and 76 RBI, earning First-Team All-America and all-SEC honors. He was also voted a second-team Academic all-American with a 3.5 gpa in zoology.



Paul Mainieri directed LSU to five College World Series appearances during his tenure.

Paul Mainieri

2014 ABCA Hall of Fame Inductee

Paul Mainieri, who directed LSU to the 2009 College World Series title, was inducted into the American Baseball Coaches Hall of Fame in January 2014.

The 2009 national championship was one of the many highlights of Mainieri's 15-season tenure at LSU, which featured five College World Series appearances, nine NCAA Regional titles, four Southeastern Conference championships, six SEC Tournament titles and six SEC Western Division crowns.

Mainieri is one of only five coaches in NCAA history to have won a national championship and over 1,500 games during his career.

Mainieri joined in the ABCA Hall of Fame his father, Demie Mainieri, who directed Miami-Dade North Community College to 1,012 wins and a national title in his 30-year career. Demie and Paul Mainieri are the only father-son combination in the ABCA Hall of Fame.

Men of Honor

Two of the finest men to wear an LSU baseball uniform – third baseman Wally Pontiff and pitcher Robbie Smith – were recognized on LSU's Wall of Honor, the center field wall of the original Alex Box Stadium. Their jersey numbers were painted on the wall as tributes to individuals who brought esteem to the university through their exploits on the field and through their accomplishments as vital citizens. Pontiff and Smith were honored posthumously.



Robbie Smith


Smith, a trooper for the Florida Highway Patrol, was killed in Miami in July 1997, when a man slammed his car into the back of Smith's parked police cruiser. The 34-year-old Smith, was trapped inside his car, which exploded on impact on Interstate 95.

Smith, a four-year veteran of the Florida Highway Patrol, had served with the Tri-County DUI Task Force for the 18 months prior to his death. The federally funded program allows nine state troopers from Dade, Broward and Palm Beach counties to stop drunk drivers and bring them to jail. For four years, Smith had been a member of the "One Hundred Club," a group of troopers recognized by the Florida Highway Patrol and Mothers Against Drunk Driving for having arrested more than 100 drunk drivers annually.

Smith came to the LSU baseball program in the fall of 1983 as a transfer from Miami Dade South Junior College. He pitched for head coach Skip Bertman's first two LSU teams in 1984 and 1985, serving as the '85 team captain. Smith earned 1985 all-Southeastern Conference honors, posting a 6-1 record and a 3.83 ERA in 80 innings of work. He recorded 71 strikeouts and 35 walks in helping the '85 Tigers win the SEC Western Division and advance to an NCAA regional for the first time in 10 years.

Smith pitched in the Minnesota Twins organization from 1985 to 1989, and he earned his bachelor's degree from LSU in 1989.

Smith is survived by his wife Lisa; their twins, Todd Michael and Taylor Marie; his parents David and Brenda Smith; and his brother Danny Smith, a former Florida Highway Patrol trooper. Danny Smith pitched at the University of Miami when Bertman worked as an assistant coach there.



Wally Pontiff Jr.

Pontiff died on July 24, 2002, in his parents' Metairie, La., home due to heart abnormalities.

A three-year letterman, the 21-year-old star was the designated hitter on LSU's 2000 NCAA championship team, and he was the Tigers' starting third baseman in 2001 and 2002. A biological sciences major with a 3.25 gpa, Pontiff was named to the 2002 District VI Academic all-America team, and he was a two-time of the Southeastern Conference Academic Honor Roll.

Pontiff was selected by the Oakland Athletics in the 21st round of the 2002 major league baseball draft. Prior to his death, he was considering a decision to either sign with the Athletics or return to LSU for his senior season.

As a freshman, Pontiff helped lead the Tigers to the 2000 national title, batting .347 with 20 doubles, seven homers and 45 RBI. He was voted the Most Outstanding Player of the 2000 SEC Tournament, and he was named an honorable mention Freshman all-American by Collegiate

Baseball magazine.

Pontiff also hit .347 in 2001 with nine doubles, seven homers and 58 RBI. He earned first-team all-SEC recognition, and he was voted to the NCAA Baton Rouge Regional all-tournament team. The Tigers reached the NCAA Super Regional round and completed the season ranked No. 9 in the country.

He batted .339 in 2002 with 20 doubles, six homers and 46 RBI, earning second-team all-SEC honors as the Tigers advanced to an NCAA Super Regional and finished No. 11 in the nation.

Pontiff completed the 2002 season on the LSU career Top 10 lists in three offensive categories -- hits (9th, 254), doubles (tied for 7th, 49) and batting average (10th, .344).

Prior to beginning his collegiate career, he was an honor roll student and all-state baseball player at Jesuit High School in New Orleans.

Pontiff is survived by his father Wally, Sr.; his mother, Terry; a younger sister, Haley; and a younger brother, Nicholas.



Allen Smith | LHP • Maysville, Ky.

1961 First-Team All-American

SMITH'S LSU CAREER STATISTICS

YEAR	W-L	ERA	IP	H	R	ER	BB	SO
1960	5-5	2.31	70.1	55	27	18	21	46
1961	10-2	1.34	88.0	53	18	13	25	75
1962	7-2	1.93	79.0	59	30	17	27	54
TOTAL	22-9	1.82	237.1	167	75	48	73	175



Mike Miley | INF • Metairie, La.

1974 First-Team All-American

MILEY'S LSU CAREER STATISTICS

YEAR	G	AB	R	H	AVG.	2B	3B	HR	RBI	BB	SO	SB
1972	39	120	27	40	.333	7	1	8	31	22	16	3
1973	31	99	22	27	.273	4	2	2	11	21	28	3
1974	35	102	19	28	.275	6	4	3	16	24	13	5
TOTAL	105	321	68	95	.280	17	7	13	58	67	57	11



Ben McDonald | RHP • Denham Springs, La.

1988 & 1989 First-Team All-American

1989 Golden Spikes Award Recipient

MCDONALD'S LSU CAREER STATISTICS

YEAR	G-GS	W-L	ERA	SV	CG	SHO	IP	H	R	ER	BB	SO
1987	14-4	2-3	4.06	1	0	0	37.2	43	19	17	4	27
1988	22-14	13-7	2.65	1	10	0	118.2	96	46	35	27	144
1989	26-21	14-4	3.49	4	8	3	152.1	124	68	59	40	202
TOTAL	62-39	29-14	3.24	6	18	3	308.2	263	133	111	71	373



Wes Grisham | OF • Norman, Okla.

1990 First-Team All-American

GRISHAM'S LSU CAREER STATISTICS

YEAR	G	AB	R	H	AVG.	2B	3B	HR	RBI	BB	SO	SB
1989	72	291	68	106	.364	26	6	19	85	31	44	11
1990	73	278	65	100	.360	18	4	11	72	34	41	5
TOTAL	145	569	133	206	.362	44	10	30	157	65	85	16



Lloyd Peever | RHP • Stonewall, Okla.

1992 First-Team All-American

1992 Collegiate Baseball National Player of the Year

PEEVER'S LSU CAREER STATISTICS

YEAR	G-GS	W-L	ERA	SV	CG	SHO	IP	H	R	ER	BB	SO
1992	17-15	14-0	1.98	0	3	1	104.2	67	25	23	20	116



Todd Walker | 2B • Bossier City, La.

1993 & 1994 First-Team All-American

1993 College World Series Most Outstanding Player

1992 National Freshman of the Year

All-Time College World Series Team

WALKER'S LSU CAREER STATISTICS

YEAR	AB	R	H	RBI	AVG.	2B	3B	HR	TB	SPCT.	BB	SO	SB
1992	250	72	100	76	.400	21	3	12	163	.652	38	28	18
1993	276	85	109	102	.395	17	11	22	214	.775	49	35	14
1994	257	77	101	68	.393	23	1	18	180	.700	52	28	19
TOTAL	783	234	310	246	.396	61	15	52	557	.711	139	91	51



Brett Laxton | RHP • Audubon, N.J.

1993 First-Team All-American

1993 National Freshman of the Year

LAXTON'S LSU CAREER STATISTICS

YEAR	G-GS	W-L	ERA	SV	CG	SHO	IP	H	R	ER	BB	SO
1993	19-17	12-1	1.98	0	5	1	109	67	32	24	47	98
1994	14-14	4-5	4.36	0	1	0	66	63	46	32	38	54
1995	13-13	4-4	4.37	0	0	0	68	65	44	33	42	65
1996	14-12	8-2	3.54	0	0	0	56	50	29	22	28	55
TOTAL	60-56	28-12	3.34	0	6	1	299	245	151	111	155	272

**Russ Johnson | SS • Denham Springs, La.**

1994 First-Team All-American

1994 SEC Player of the Year

JOHNSON'S LSU CAREER STATISTICS

YEAR	G	AB	R	H	AVG.	2B	3B	HR	RBI	BB	SO	SB
1992	63	240	61	81	.338	16	3	7	49	29	35	16
1993	71	259	83	92	.355	18	3	8	58	67	24	19
1994	66	234	72	96	.410	26	4	17	74	67	25	26
TOTAL	200	733	216	269	.367	60	10	32	181	163	84	61

**Scott Schultz | RHP • Sterling, Va.**

1995 First-Team All-American

SCHULTZ'S LSU CAREER STATISTICS

YEAR	G-GS	W-L	ERA	SV	CG	SHO	IP	H	R	ER	BB	SO
1992	1-10	8-3	2.90	0	3	1	93.1	80	32	31	29	76
1993	23-12	7-3	4.91	3	0	0	66.0	76	43	36	33	52
1994	19-17	12-2	3.26	1	4	1	118.2	112	60	43	29	131
1995	16-15	11-4	3.46	0	6	0	117.0	97	49	45	27	150
TOTAL	79-54	38-12	3.51	4	13	2	398.0	365	184	155	118	409

**Eddie Yarnall | LHP • Coral Springs, Fla.**

1996 First-Team All-American

YARNALL'S LSU CAREER STATISTICS

YEAR	G-GS	W-L	ERA	SV	CG	SHO	IP	H	R	ER	BB	SO
1994	5-5	0-0	10.95	0	0	0	12.1	12	16	15	10	17
1995	16-10	5-0	3.45	0	1	0	60	46	29	23	36	87
1996	19-17	11-1	2.38	0	3	0	124.2	89	37	33	52	156
TOTAL	40-32	16-1	3.24	0	4	0	197	147	82	71	98	260

**Eddy Furniss | 1B • Nacogdoches, Texas**

1996 & 1998 First-Team All-American

1998 Dick Howser Award Recipient

1996 SEC Player of the Year

FURNISS' LSU CAREER STATISTICS

YEAR	AVG.	G	AB	R	H	2B	3B	HR	RBI	BB	SO	SB-A
1995	.326	62	215	30	70	14	1	9	52	15	44	2-2
1996	.374	66	238	69	89	21	1	26	103	46	43	1-2
1997	.378	70	259	77	98	25	0	17	77	58	56	0-3
1998	.403	67	236	85	95	27	3	28	76	72	40	0-3
TOTAL	.371	265	948	261	352	87	5	80	308	191	183	3-10

**Patrick Coogan | RHP • Baton Rouge, La.**

1997 First-Team All-American

COOGAN'S LSU CAREER STATISTICS

YEAR	G-GS	W-L	ERA	SV	CG	SHO	IP	H	R	ER	BB	SO
1995	8-2	2-0	3.72	0	0	0	19.1	15	9	8	3	27
1996	26-10	6-0	4.13	1	0	0	80.2	88	48	37	28	95
1997	25-17	14-3	4.46	3	3	0	125	114	69	62	36	144
TOTAL	59-29	22-3	4.28	4	3	0	225	217	126	107	67	266

**Brandon Larson | SS • San Antonio, Texas**

1997 First-Team All-American

1997 College World Series Most Outstanding Player

LARSON'S LSU CAREER STATISTICS

YEAR	G	AB	R	H	AVG.	2B	3B	HR	RBI	BB	SO	SB
1997	69	289	82	110	.381	16	2	40	118	21	57	9

**Brad Cresse | C • Seal Beach, Calif.**

1998 & 2000 First-Team All-American

2000 Johnny Bench Award Recipient

CRESSE'S LSU CAREER STATISTICS

YEAR	G	AB	R	H	AVG.	2B	3B	HR	RBI	BB	SO	SB
1997	45	122	25	27	.221	4	0	9	22	9	49	0
1998	63	232	55	75	.323	13	0	29	90	32	66	0
1999	59	215	52	65	.302	11	0	10	39	26	47	2
2000	69	273	73	106	.388	21	0	30	106	39	51	1
TOTAL	236	842	205	273	.324	49	0	78	257	106	213	3



Kurt Ainsworth | RHP • Baton Rouge, La.

1999 First-Team All-American

2000 Olympic Gold Medalist

AINSWORTH'S LSU CAREER STATISTICS

YEAR	G-GS	W-L	ERA	SV	CG	SHO	IP	H	R	ER	BB	SO
1998	6-0	0-0	4.50	0	0	0	8.0	10	5	4	7	14
1999	22-19	13-6	3.45	1	5	2	130.1	114	65	50	48	157
TOTAL	28-19	13-6	3.51	1	5	2	138.1	124	70	54	55	171




Aaron Hill | SS • Visalia, Calif.

2003 First-Team All-American

2003 SEC Player of the Year

HILL'S LSU CAREER STATISTICS

YEAR	G-GS	AB	R	H	AVG.	2B	3B	HR	RBI	BB	SO	SB-SBA
2001	46-34	134	27	40	.299	5	1	5	36	15	17	6-7
2002	56-54	222	46	73	.329	18	2	9	47	20	20	10-11
2003	68-68	265	68	95	.358	27	4	9	67	47	21	9-11
TOTAL	170-156	621	141	208	.335	50	7	23	150	82	58	25-29



Jon Zeringue | RF • Thibodaux, La.

2004 First-Team All-American

2004 SEC Co-Player of the Year

ZERINGUE'S LSU CAREER STATISTICS

YEAR	G-GS	AB	R	H	AVG.	2B	3B	HR	RBI	BB	SO	SB-SBA
2002	36-30	98	10	24	.245	5	0	2	8	6	21	1-1
2003	60-59	227	50	77	.339	15	0	13	45	21	56	6-10
2004	65-65	255	56	98	.384	19	2	12	57	26	37	3-5
TOTAL	161-154	580	116	199	.343	39	2	27	110	53	114	10-16



Ryan Patterson | OF • Rowlett, Texas

2005 First-Team All-American

2003 & 2005 First-Team All-SEC

PATTERSON'S LSU CAREER STATISTICS

YEAR	G-GS	AB	R	H	AVG.	2B	3B	HR	RBI	BB	SO	SB-SBA
2003	64-63	263	59	92	.350	20	1	16	51	14	39	3-7
2004	65-65	293	70	100	.341	23	2	14	67	15	46	6-7
2005	61-61	249	74	92	.369	23	2	20	56	30	28	7-8
TOTAL	190-189	805	203	284	.353	66	5	50	174	59	113	16-22



Blake Dean | OF • Crestview, Fla.

2008 First-Team All-American

2008 NCAA Regional Most Valuable Player

2008 SEC Tournament Most Valuable Player

DEAN'S LSU CAREER STATISTICS

YEAR	AVG	GP	GS	AB	R	H	2B	3B	HR	RBI	BB	SO	SB	ATT
2007	.316	56	56	206	30	65	12	3	7	46	20	25	1	2
2008	.353	67	67	269	62	95	18	3	20	73	35	46	4	6
2009	.328	72	72	259	67	85	18	0	17	71	50	37	4	6
2010	.341	63	63	255	64	87	15	0	12	70	43	33	1	2
TOTAL	.336	258	258	989	223	332	63	6	56	260	148	141	10	16



Louis Coleman | RHP • Schlater, Miss.

2009 First-Team All-American

2009 SEC Pitcher of the Year

2009 First-Team All-SEC

COLEMAN'S LSU CAREER STATISTICS

YEAR	ERA	W	L	APP	GS	CG	SHO	CBO	SV	IP	H	R	ER	BB	SO
2006	6.14	5	6	15	13	0	0	0	0	80.2	95	60	55	33	50
2007	5.59	2	3	22	4	0	0	0	4	46.2	60	33	29	10	49
2008	1.95	8	1	23	3	0	0	0	2	55.1	45	15	12	10	62
2009	2.93	14	2	25	16	2	1	2	0	129.0	108	48	42	23	142
TOTAL	3.99	29	12	85	36	2	1	2	6	311.2	308	156	138	76	303



Mikie Mahtook | OF • Lafayette, La.

2011 First-Team All-American

2011 First-Team All-SEC

2009 SEC Tournament MVP

MAHTOOK'S LSU CAREER STATISTICS

YEAR	AVG	GP	GS	AB	R	H	2B	3B	HR	RBI	BB	SO	SB	ATT
2009	.316	63	49	196	41	62	8	3	7	38	14	41	9	13
2010	.335	61	61	239	68	80	19	4	14	50	38	54	22	32
2011	.383	56	56	196	61	75	12	5	14	56	41	32	29	38
TOTAL	.344	180	166	631	170	217	39	12	35	144	93	127	60	83



Kevin Gausman | RHP • Centennial, Colo.

2012 First-Team All-American

2012 First-Team All-SEC

GAUSMAN'S LSU CAREER STATISTICS

YEAR	ERA	W	L	APP	GS	CG	SHO	CBO	SV	IP	H	R	ER	BB	SO
2011	3.51	5	6	14	14	1	1	0	0	89.2	70	37	35	23	86
2012	2.77	12	2	18	17	2	0	2	0	123.2	106	42	38	28	135
TOTAL	3.08	17	8	32	31	3	1	2	0	213.1	176	79	73	51	221



Raph Rhymes | OF • Monroe, La.


2012 First-Team All-American

2012 SEC Player of the Year

2012 First-Team All-SEC

RHYMES' LSU CAREER STATISTICS

YEAR	AVG	GP	GS	AB	R	H	2B	3B	HR	RBI	BB	SO	SB	ATT
2011	.360	56	56	214	43	77	18	0	3	42	24	19	8	10
2012	.431	61	61	232	44	100	11	0	4	53	22	13	2	6
2013	.331	68	68	254	53	84	15	1	4	46	28	30	3	5
TOTAL	.373	185	185	700	140	261	44	1	11	141	74	62	13	21



Alex Bregman | SS • Albuquerque, N.M.

2013 and 2015 First-Team All-American

2015 Golden Spikes Award Finalist

2013 and 2015 First-Team All-SEC

2013 National and SEC Freshman of the Year

2013 Brooks Wallace Award Winner

BREGMAN'S LSU CAREER STATISTICS

YEAR	AVG	GP	GS	AB	R	H	2B	3B	HR	RBI	BB	SO	SB	ATT
2013	.369	67	67	282	59	104	18	7	6	52	24	25	16	17
2014	.316	63	63	244	35	77	16	0	6	47	27	21	12	18
2015	.323	66	66	260	59	84	22	3	9	49	36	22	38	48
TOTAL	.337	196	196	786	153	265	56	10	21	148	87	68	66	83



Mason Katz | 1B • Harahan, La.

2013 First-Team All-American

2013 First-Team All-SEC

2012 & 2011 Second-Team All-SEC

KATZ'S LSU CAREER STATISTICS

YEAR	AVG	GP	GS	AB	R	H	2B	3B	HR	RBI	BB	SO	SB	ATT
2010	.318	23	8	44	11	14	2	0	0	5	4	6	0	0
2011	.337	51	50	190	40	64	21	2	4	53	9	34	6	10
2012	.320	64	64	241	65	77	15	1	13	52	33	52	8	12
2013	.370	68	68	243	53	90	14	2	16	70	41	38	5	12
TOTAL	.341	206	190	718	169	245	52	5	33	180	87	130	19	34



Aaron Nola | RHP • Baton Rouge, La.

2014 College Baseball Foundation National Pitcher of the Year

2014 First-Team All-American

2014 SEC Pitcher of the Year

2013 First-Team All-American

2013 SEC Pitcher of the Year

2012 First-Team Freshman All-American

NOLA'S LSU CAREER STATISTICS

YEAR	ERA	W	L	APP	GS	CG	SHO	CBO	SV	IP	H	R	ER	BB	SO
2012	3.61	7	4	19	16	0	0	4	0	89.2	88	39	36	7	89
2013	1.57	12	1	17	17	5	3	2	0	126.0	83	30	22	18	122
2014	1.47	11	1	16	16	2	1	6	0	116.1	69	19	19	27	134
TOTAL	2.09	30	6	52	49	7	4	12	0	332.0	240	88	77	52	345



Kade Scivicque | C • Maurepas, La.

2015 First-Team All-American

2015 Johnny Bench Award Finalist


2015 First-Team All-SEC

2015 CWS All-Tournament Team

2015 SEC All-Defensive Team

SCIVICQUE'S LSU CAREER STATISTICS

YEAR	AVG	GP	GS	AB	R	H	2B	3B	HR	RBI	BB	SO	SB	ATT
2014	.304	56	52	184	32	56	9	0	7	31	13	19	0	0
2015	.355	60	60	234	33	83	21	0	6	48	15	22	0	0
TOTAL	.333	116	112	418	65	139	30	0	13	79	28	41	0	0



Alex Lange | RHP • Lee's Summit, Mo.

2015 First-Team All-American

2015 National Freshman Pitcher of the Year

2015 SEC Freshman of the Year

2015 First-Team All-SEC

LANGE'S LSU CAREER STATISTICS

YEAR	ERA	W	L	APP	GS	CG	SHO	CBO	SV	IP	H	R	ER	BB	SO
2015	1.97	12	0	17	17	2	1	1	0	114.0	87	28	25	46	131
2016	3.79	8	4	17	17	2	0	1	0	111.2	92	50	47	49	125
TOTAL	2.87	20	4	34	34	4	1	2	0	225.2	179	78	72	95	256



Greg Deichmann | OF • Metairie, La.

2017 First-Team All-American

2017 SEC Freshman of the Year

2017 SEC All-Tournament Team

DEICHMANN'S LSU CAREER STATISTICS

YEAR	AVG	GP	GS	AB	R	H	2B	3B	HR	RBI	BB	SO	SB	ATT
2015	.000	10	0	0	8	1	0	0	0	0	0	0	0	0
2016	.288	64	62	236	45	68	14	3	11	57	19	41	5	11
2017	.308	72	72	266	54	82	15	0	19	73	51	62	7	10



Former LSU shortstop Alex Bregman helped lead Houston to the 2017 World Championship as the Astros' third baseman.

LSU's Silver Slugger Award Winners

Albert Belle, OF	Cleveland Indians (AL) - 1993, 1994, 1995, 1996; Chicago White Sox (AL) - 1998
Aaron Hill, 2B	Toronto Blue Jays (AL) - 2009; Arizona Diamondbacks (NL) - 2012
Alex Bregman, 3B	Houston Astros (AL) - 2019
DJ LeMahieu, 2B	New York Yankees (AL) - 2019, 2020

LSU's Gold Glove Award Winners

DJ LeMahieu, 2B	Colorado Rockies (NL) - 2014, 2017, 2018
-----------------	--

LSU's Major League All-Stars

Connie Ryan, 2B	Boston Braves (NL) - 1944
Alvin Dark, SS	New York Giants (NL) - 1951-52, 1954
Joe Bill Adcock, 1B	Milwaukee Braves (NL) - 1960
Albert Belle, OF	Cleveland Indians (AL) - 1993-96 Chicago White Sox (AL) - 1997
Paul Byrd, RHP	Philadelphia Phillies (NL) - 1999
Brian Wilson, RHP	San Francisco Giants (NL) - 2008, 2010, 2011
Brad Hawpe, OF	Colorado Rockies (NL) - 2009
Aaron Hill, 2B	Toronto Blue Jays (AL) - 2009
DJ LeMahieu, 2B	Colorado Rockies (NL) - 2015, 2017 New York Yankees (AL) - 2019
Will Harris, RHP	Houston Astros (AL) - 2016
Alex Bregman, 3B	Houston Astros (AL) - 2018, 2019
Aaron Nola, RHP	Philadelphia Phillies (NL) - 2018
Kevin Gausman, RHP	San Francisco Giants (NL) - 2021

79

Former LSU players have reached the major leagues, including 65 Tigers since 1987. LSU has had at least one former player make his MLB debut in 28 of the past 31 seasons.

MLB World Series Champions from LSU


INF Alvin Dark	New York Giants - 1954 (player) Oakland Athletics - 1974 (manager)
1B Joe Bill Adcock	Milwaukee Braves - 1957
LHP Mark Guthrie	Minnesota Twins - 1991
LHP Eddie Yarnall	New York Yankees - 1999 and 2000
LHP Randy Keisler	New York Yankees - 2000
RHP Russ Springer	Arizona Diamondbacks - 2001
RHP Curtis Leskanic	Boston Red Sox - 2004
RHP Brian Wilson	San Francisco Giants - 2010 and 2012
INF Mike Fontenot	San Francisco Giants - 2010
LHP Brian Tallet	St. Louis Cardinals - 2011
INF Ryan Theriot	St. Louis Cardinals - 2011
RHP Louis Coleman	San Francisco Giants - 2012
3B Alex Bregman	Kansas City Royals - 2015
RHP Will Harris	Houston Astros - 2017
OF Andrew Stevenson	Houston Astros - 2017
	Washington Nationals - 2019



Connie Ryan began his career with the New York Giants and became an All-Star with the Boston Braves.




Aaron Hill
2009 AL All-Star



Will Harris
2016 AL All-Star



Brad Hawpe
2009 NL All-Star



Joe Bill Adcock, OF/1B

Coushatta, La.
LSU: 1947
PLAYER
Cincinnati Reds: 1950-52
Milwaukee Braves: 1953-62
Cleveland Indians: 1963
Los Angeles/Calif. Angels: 1964-66
MANAGER
Cleveland Indians: 1967



Kurt Ainsworth, RHP

Baton Rouge, La.
LSU: 1997-99
San Francisco Giants: 2001-03
Baltimore Orioles: 2003-04



A.W. Baird, INF

Cleburne, Texas
LSU: 1916
New York Giants: 1917, 1919



Sean Barker, OF

Bakersfield, Calif.
LSU: 2001-02
Colorado Rockies: 2007



Albert Belle, OF

Shreveport, La.
LSU: 1985-87
Cleveland Indians: 1989-96
Chicago White Sox: 1997-98
Baltimore Orioles: 1999-2000



Buddy Blair, 3B

Columbia, Miss.
LSU: 1933-34, 1936
Philadelphia Athletics: 1942



Jim Bowie, 1B

Fairfield, Calif.
LSU: 1986
Oakland Athletics: 1994-95



Alex Bregman, INF

Albuquerque, N.M.
LSU: 2013-15
Houston Astros: 2016-21



Paul Byrd, RHP

Louisville, Ky.
LSU: 1989-91
New York Mets: 1995-96
Atlanta Braves: 1997-98
Philadelphia Phillies: 1998-2001
Kansas City Royals: 2001-02
Atlanta Braves: 2003-04
Los Angeles Angels: 2005
Cleveland Indians: 2006-08
Boston Red Sox: 2008-09



Matt Clark, INF

Fontana, Calif.
LSU: 2008
Milwaukee Brewers: 2014




Louis Coleman, RHP

Schlater, Miss.
LSU: 2006-09
Kansas City Royals: 2011-15
Los Angeles Dodgers: 2016
Detroit Tigers: 2018



Roy Corcoran, RHP

Slaughter, La.
LSU: 2001
Montreal Expos: 2003-04
Washington Nationals: 2006
Seattle Mariners: 2008-09



Walker Cress, P

Ben Hur, Va.
LSU: 1938-39
Cincinnati Reds: 1948-49



Alvin Dark, INF/OF/P

Comanche, Okla.
LSU: 1943
PLAYER
Boston Braves: 1946, 1948-49
New York Giants: 1950-56
St. Louis Cardinals: 1956-58
Chicago Cubs: 1958-59
Philadelphia Phillies: 1960
Milwaukee Braves: 1960
MANAGER
San Francisco Giants: 1961-64
Kansas City Athletics: 1966-67
Cleveland Indians: 1968-71
Oakland Athletics: 1974-75
San Diego Padres: 1977



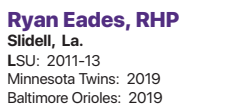
Greg Deichmann, OF

Metairie, La.
LSU: 2015-17
Chicago Cubs: 2021



John Fetzner, P

Baton Rouge, La.
LSU: 1944
Boston Braves: 1948



Ryan Eades, RHP

Sidell, La.
LSU: 2011-13
Minnesota Twins: 2019
Baltimore Orioles: 2019




Mike Fontenot, INF

Slidell, La.
LSU: 2000-01
Chicago Cubs: 2005, 2007-10
San Francisco Giants: 2010-11
Philadelphia Phillies: 2012



Jake Fraley, OF

Middletown, Del.
LSU: 2014-16
Seattle Mariners: 2019-21



Mark Freeman, P

Memphis, Tenn.
LSU: 1949-51
Kansas City Athletics: 1959
New York Yankees: 1959
Chicago Cubs: 1960



Charlie Furbush, LHP

South Portland, Maine
LSU: 2007
Detroit Tigers: 2011
Seattle Mariners: 2011-15



Kevin Gausman, RHP

Centennial, Colo.
LSU: 2011-12
Baltimore Orioles: 2013-18
Atlanta Braves: 2018-19
Cincinnati Reds: 2019
San Francisco Giants: 2020-21



Nick Goody, RHP

Orlando, Fla.
LSU: 2012
New York Yankees: 2015-16
Cleveland Indians: 2017-19
Texas Rangers: 2020



Rick Greene, RHP

Miami, Fla.
LSU: 1990-92
Cincinnati Reds: 1999
Minnesota Twins: 2000



Mark Guthrie, LHP

Venice, Fla.
LSU: 1984-87
Minnesota Twins: 1989-95
Los Angeles Dodgers: 1995-98
Boston Red Sox: 1999
Chicago Cubs: 1999-2000
Tampa Bay Devil Rays: 2000
Toronto Blue Jays: 2000
Oakland Athletics: 2001
New York Mets: 2002
Chicago Cubs: 2003



Will Harris, RHP

Slidell, La.
LSU: 2003-06
Colorado Rockies: 2012
Arizona Diamondbacks: 2013-14
Houston Astros: 2015-19
Washington Nationals: 2020-21


Tigers in the Major Leagues



Brad Hawpe, OF/1B
Fort Worth, Texas
LSU: 1999-2000
Colorado Rockies: 2004-10
Tampa Bay Rays: 2010
San Diego Padres: 2011
Los Angeles Angels: 2013



JaCoby Jones, INF
Richton, Miss.
LSU: 2011-13
Detroit Tigers: 2016-21



Brett Laxton, RHP
Audubon, N.J.
LSU: 1993-96
Oakland Athletics: 1999
Kansas City Royals: 2000



Mikie Mahtook, OF
Lafayette, La.
LSU: 2009-11
Tampa Bay Rays: 2015-16
Detroit Tigers: 2017-19



Warren Morris, INF
Alexandria, La.
LSU: 1993-96
Pittsburgh Pirates: 1999-2001
Minnesota Twins: 2002
Detroit Tigers: 2003



Eric Hetzel, RHP
Crowley, La.
LSU: 1985
Boston Red Sox: 1989-90
Baltimore Orioles: 1991



Ryan Jorgensen, C
Kingwood, Texas
LSU: 2000
Florida Marlins: 2005
Cincinnati Reds: 2007-08
Minnesota Twins: 2008



DJ LeMahieu, INF
Bloomfield Hills, Mich.
LSU: 2008-09
Chicago Cubs: 2011-12
Colorado Rockies: 2012-18
New York Yankees: 2019-21



Barry Manuel, RHP
Mamou, La.
LSU: 1985-87
Texas Rangers: 1991-93
Baltimore Orioles: 1994
Montreal Expos: 1995-96
New York Mets: 1997
Arizona Diamondbacks: 1998



Lyle Mouton, OF
Lafayette, La.
LSU: 1990-91
Chicago White Sox: 1995-97
Baltimore Orioles: 1998
Milwaukee Brewers: 1999-2000
Florida Marlins: 2001



Aaron Hill, INF
Visalia, Calif.
LSU: 2001-03
Toronto Blue Jays: 2006-11
Arizona Diamondbacks: 2011-15
Milwaukee Brewers: 2016
Boston Red Sox: 2016
San Francisco Giants: 2017



Randy Keisler, LHP
Richards, Texas
LSU: 1998
New York Yankees: 2000-01
San Diego Padres: 2003
Cincinnati Reds: 2005
Oakland Athletics: 2006
St. Louis Cardinals: 2007



Curtis Leskanic, RHP
Munhall, Pa.
LSU: 1988-89
Colorado Rockies: 1993-99
Milwaukee Brewers: 2000-03
Kansas City Royals: 2003-04
Boston Red Sox: 2004



Ben McDonald, RHP
Denham Springs, La.
LSU: 1987-89
Baltimore Orioles: 1989-95
Milwaukee Brewers: 1996-97



Aaron Nola, RHP
Baton Rouge, La.
LSU: 2012-14
Philadelphia Phillies: 2015-21




Trey Hodges, RHP
Spring, Texas
LSU: 1999-2000
Atlanta Braves: 2002-03



Alex Lange, RHP
Lee's Summit, Mo.
LSU: 2015-17
Detroit Tigers: 2021



Todd Linden, OF
Bremerton, Wash.
LSU: 2001
San Francisco Giants: 2003-07
Florida Marlins: 2007



Mike Miley, SS
Metairie, La.
LSU: 1972-74
California Angels: 1975-76



Austin Nola, INF/C
Baton Rouge, La.
LSU: 2009-12
Seattle Mariners: 2019-20
San Diego Padres: 2020-21



Roland B. Howell, P
Napoleonville, La.
LSU: 1910-12
St. Louis Cardinals: 1912



Brandon Larson, INF
San Antonio, Texas
LSU: 1997
Cincinnati Reds: 2001-04



Dave Madison, P
Brookville, Miss.
LSU: 1941, 1943
New York Yankees: 1950
St. Louis Browns: 1952
Detroit Tigers: 1952-53




Joe Mook, 3B
Plaquemine, La.
LSU: 1964
New York Mets: 1967



John O'Donoghue, LHP
Elkton, Md.
LSU: 1988-90
Baltimore Orioles: 1993-94
Los Angeles Dodgers: 1994-96



Russ Johnson, SS
Denham Springs, La.
LSU: 1992-94
Houston Astros: 1997-2000
Tampa Bay Devil Rays: 2000-02
New York Yankees: 2005



Chad Ogea, RHP

Lake Charles, La.
LSU: 1989-91
Cleveland Indians: 1994-98
Philadelphia Phillies: 1999
Tampa Bay Rays: 1999-2000



Keith Osik, C

Wading River, N.Y.
LSU: 1988-90
Pittsburgh Pirates: 1996-2002
Milwaukee Brewers: 2003
Baltimore Orioles: 2004
Washington Nationals: 2005



Clay Parker, RHP

Grayson, La.
LSU: 1982-85
Seattle Mariners: 1987
New York Yankees: 1988-89
Detroit Tigers: 1990-91
Oakland Athletics: 1991



Anthony Ranaudo, RHP

Jackson, N.J.
LSU: 2008-10
Boston Red Sox: 2014
Texas Rangers: 2015-16
Chicago White Sox: 2016



Jeff Reboulet, INF

Kettering, Ohio
LSU: 1985-86
Minnesota Twins: 1992-96
Baltimore Orioles: 1997-99
Kansas City Royals: 2000
Los Angeles Dodgers: 2001-02
Pittsburgh Pirates: 2003




Armando Rios, OF

Carolina, Puerto Rico
LSU: 1991-93
San Francisco Giants: 1998-2001
Pittsburgh Pirates: 2001-02
Chicago White Sox: 2003



Nick Rumbelow, RHP

Bullard, Texas
LSU: 2011-13
New York Yankees: 2015
Seattle Mariners: 2018-19



Connie Ryan, INF

New Orleans, La.
LSU: 1941
New York Giants: 1942
Boston Braves: 1943-50
Cincinnati Reds: 1950-51
Philadelphia Phillies: 1952-53
Chicago White Sox: 1953
Cincinnati Reds: 1953-54



Billy Sadler, RHP

Pensacola, Fla.
LSU: 2003
San Francisco Giants: 2006




Ryan Schimpf, INF

Covington, La.
LSU: 2007-09
San Diego Padres: 2016-17
Los Angeles Angels: 2018



Andy Sheets, INF

St. Amant, La.
LSU: 1991-92
Seattle Mariners: 1996-97
San Diego Padres: 1998
Anaheim Angels: 1999
Boston Red Sox: 2000
Tampa Bay Devil Rays: 2001-02




Mike Sirota, LHP

Houston, Texas
LSU: 1990-93
Chicago White Sox: 1995-2000



Greg Smith, LHP

Alexandria, La.
LSU: 2003-05
Oakland Athletics: 2008
Colorado Rockies: 2010



Riley Smith, RHP

Lufkin, Texas
LSU: 2016
Arizona Diamondbacks: 2020-21



Russ Springer, RHP

Pollock, La.
LSU: 1987-89
New York Yankees: 1992
California Angels: 1993-95
Philadelphia Phillies: 1995-96
Houston Astros: 1997
Arizona Diamondbacks: 1998
Atlanta Braves: 1998-99
Arizona Diamondbacks: 2000-01
St. Louis Cardinals: 2003
Houston Astros: 2004-06
St. Louis Cardinals: 2007-08
Oakland Athletics: 2009
Tampa Bay Rays: 2009
Cincinnati Reds: 2010



Nick Stavinoha, OF

Houston, Texas
LSU: 2004-05
St. Louis Cardinals: 2008-10



Andrew Stevenson, OF

Youngsville, La.
LSU: 2013-15
Washington Nationals: 2017-21



Art Swanson, P

Baton Rouge, La.
LSU: 1954
Pittsburgh Pirates: 1955-57



Brian Tallet, LHP

Bethany, Okla.
LSU: 1998-2000
Cleveland Indians: 2002-05
Toronto Blue Jays: 2006-11
St. Louis Cardinals: 2011



Ryan Theriot, INF

Baton Rouge, La.
LSU: 1999-2001
Chicago Cubs: 2005-10
Los Angeles Dodgers: 2010
St. Louis Cardinals: 2011
San Francisco Giants: 2012




Ryan Verdugo, LHP

Lake Stevens, Wash.
LSU: 2008
Kansas City Royals: 2012



Jack Voigt, OF

Venice, Fla.
LSU: 1985-87
Baltimore Orioles: 1992-95
Texas Rangers: 1995-96
Milwaukee Brewers: 1997
Texas Rangers: 1998
Oakland Athletics: 1998



Todd Walker, INF

Bossier City, La.
LSU: 1992-94
Minnesota Twins: 1996-2000
Colorado Rockies: 2000-01
Cincinnati Reds: 2001-02
Boston Red Sox: 2003
Chicago Cubs: 2004-06
San Diego Padres: 2006
Oakland Athletics: 2007



Randy Wiles, LHP

New Orleans, La.
LSU: 1970-73
Chicago White Sox: 1977



Brian Wilson, RHP

Londonderry, N.H.
LSU: 2001-03
San Francisco Giants: 2006-12
Los Angeles Dodgers: 2013-14



Eddie Yarnall, LHP

Coral Springs, Fla.
LSU: 1994-96
New York Yankees: 1999-2000
Cincinnati Reds: 2000-01



Shane Youman, LHP

New Iberia, La.
LSU: 1998-2001
Pittsburgh Pirates: 2006-07

Kurt Ainsworth RHP

YEAR	G-GS	W-L	ERA	SV
1998	6-0	0-0	4.50	0
1999	22-19	13-6	3.45	1

TOTALS	28-19	13-6	3.51	1
---------------	--------------	-------------	-------------	----------

Sean Barker OF

YEAR	AVG	GP-GS	AB	R
2001	.338	38-21	80	24
2002	.382	66-66	267	47

TOTAL	.372	104-87	347	71
--------------	-------------	---------------	------------	-----------

Albert Belle OF

YEAR	AB	R	H	RBI
1985	150	32	41	40
1986	243	63	86	66

TOTALS	585	157	194	172
---------------	------------	------------	------------	------------

Jim Bowie 1B

YEAR	AB	R	H	RBI
1986	244	63	88	62

Alex Bregman INF

YEAR	AVG	GP	GS	AB
2013	.369	67	67	282
2014	.316	63	63	244

TOTAL	.337	196	196	760
--------------	-------------	------------	------------	------------

Paul Byrd RHP

YEAR	G-GS	W-L	ERA	SV
1989	27-10	6-2	3.38	1
1990	29-19	17-6	3.84	1

TOTALS	77-44	31-11	3.96	4
---------------	--------------	--------------	-------------	----------

Matt Clark 1B

YEAR	AVG	GP	GS	AB
2008	.344	65	64	227

Louis Coleman RHP

YEAR	ERA	W	L	APP
2006	6.14	5	6	15
2007	5.59	2	3	22

TOTAL	3.99	29	12	85
--------------	-------------	-----------	-----------	-----------

Roy Corcoran RHP

YEAR	G-GS	W-L	ERA	SV
2001	28-3	8-4	5.48	0

Greg Deichmann OF

YEAR	AVG	GP	GS	AB
2015	.000	10	0	8
2016	.288	64	62	236

TOTAL	.294	146	134	510
--------------	-------------	------------	------------	------------

Ryan Eades RHP

YEAR	ERA	W	L	APP
2011	4.81	4	1	18
2012	3.83	5	3	17

TOTAL	3.57	17	5	52
--------------	-------------	-----------	----------	-----------

Mike Fontenot 2B

YEAR	GP-GS	AB	R	H
2000	69-69	292	93	103
2001	59-57	221	64	75

TOTAL	128-126	513	157	178
--------------	----------------	------------	------------	------------

Jake Fraley OF

YEAR	AVG	GP	GS	AB
2014	.372	49	27	121
2015	.307	58	56	225

TOTAL	.328	173	149	613
--------------	-------------	------------	------------	------------

Charlie Furbush LHP

YEAR	ERA	W	L	APP
2007	4.95	3	9	16

Kevin Gausman RHP

YEAR	ERA	W	L	APP
2011	3.51	5	6	14
2012	2.77	12	2	18

TOTAL	3.08	17	8	32
--------------	-------------	-----------	----------	-----------

Rick Greene RHP

YEAR	G-GS	W-L	ERA	SV
1990	34-2	1-3	4.30	7
1991	41-0	7-2	3.17	14

TOTALS	103-2	13-8	3.57	29
---------------	--------------	-------------	-------------	-----------

Nick Goody RHP

YEAR	ERA	W	L	APP
2012	2.67	1	2	35

Mark Guthrie LHP

YEAR	G-GS	CG	W-L	ERA
1984	10-3	1	3-0	2.00
1985	26-8	0	6-8	3.39

TOTALS	82-47	6	26-14	3.35
---------------	--------------	----------	--------------	-------------



Kurt Ainsworth



Mark Guthrie



Trey Hodges



Curtis Leskanic



Mikie Mahtook



Warren Morris

Will Harris

YEAR	ERA	W	L	APP	GS	CG	SHO	CBO	SV	IP	H	R	ER	BB	SO
2004	3.00	0	0	3	0	0	0	0	0	3.0	4	1	1	3	2
2006	3.79	1	2	13	0	0	0	0	0	19.0	17	9	8	7	20
TOTAL	3.68	1	2	16	0	0	0	0	4	22.0	21	10	9	10	22

Brad Hawpe

YEAR	G	AB	R	H	AVG.	2B	3B	HR	RBI	BB	SO	SB-SBA
1999	31	117	27	38	.325	8	0	12	30	8	25	0-0
2000	69	287	71	104	.362	36	1	12	84	42	44	1-1
TOTALS	100	404	98	142	.351	44	1	24	114	50	69	1-1

Eric Hetzel

YEAR	GS	CG	W	L	ERA	IP	H	R	ER	BB	SO	HB	WP	BK	SHO SV
1985	23	17	2	10	4	3.77	105	86	53	44	60	99	2	8	1 0

Aaron Hill

YEAR	G-GS	AB	R	H	AVG.	2B	3B	HR	RBI	BB	SO	SB-SBA
2001	46-34	134	27	40	.299	5	1	5	36	15	17	6-7
2002	56-54	222	46	73	.329	18	2	9	47	20	20	10-11
2003	68-68	265	68	95	.358	27	4	9	67	47	21	9-11
TOTAL	170-156	621	141	208	.335	50	7	23	150	82	58	25-29

Trey Hodges

YEAR	G-GS	W-L	ERA	SV	CG	SHO	IP	H	R	ER	BB	SO
1999	13-7	3-2	7.08	0	0	0	34.1	50	31	27	8	38
2000	20-6	5-2	5.25	2	0	0	60.0	79	42	35	23	52
TOTALS	33-13	8-4	5.92	2	0	0	94.1	129	73	62	31	90

Russ Johnson

YEAR	G	AB	R	H	AVG.	2B	3B	HR	RBI	BB	SO	SB
1992	63	240	61	81	.338	16	3	7	49	29	35	16
1993	71	259	83	92	.355	18	3	8	58	67	24	19
1994	66	234	72	96	.410	26	4	17	74	67	25	26
TOTALS	200	733	216	269	.367	60	10	32	181	163	84	61

JaCoby Jones

YEAR	AVG	GP	GS	AB	R	H	2B	3B	HR	RBI	BB	SO	SB	ATT
2011	.338	56	56	195	36	66	11	1	4	32	12	37	12	20
2012	.253	64	62	245	42	62	13	1	4	29	15	47	11	16
2013	.294	59	57	201	42	59	11	1	6	31	30	44	12	15
TOTAL	.292	179	175	641	120	187	35	3	14	92	57	128	35	51

Ryan Jorgensen

YEAR	G	AB	R	H	AVG.	2B	3B	HR	RBI	BB	SO	SB-A
2000	44	116	23	35	.302	13	1	4	23	15	27	3-4

Randy Keisler

YEAR	ERA	W-L	G	GS	CG	SHO	SV	IP	H	R	ER	BB	SO
1998	4.61	9-5	27	12	2	1	2	99.2	97	65	51	33	135

Alex Lange

YEAR	ERA	W	L	APP	GS	CG	SHO	CBO	SV	IP	H	R	ER	BB	SO
2015	1.97	12	0	17	17	2	1	1	0	114.0	87	28	25	46	131
2016	3.79	8	4	17	17	2	0	1	0	111.2	92	50	47	49	125
2017	2.97	10	5	19	19	4	2	1	0	124.1	106	43	41	48	150
TOTAL	2.91	30	9	53	53	8	3	3	0	350.0	285	121	113	143	406

Brandon Larson

YEAR	G	AB	R	H	AVG.	2B	3B	HR	RBI	BB	SO	SB
1997	69	289	82	110	.381	16	2	40	118	21	57	9

Brett Laxton

YEAR	G-GS	W-L	ERA	SV	CG	SHO	IP	H	R	ER	BB	SO
1993	19-17	12-1	1.98	0	5	1	109	67	32	24	47	98
1994	14-14	4-5	4.36	0	1	0	66	63	46	32	38	54
1995	13-13	4-4	4.37	0	0	0	68	65	44	33	42	65
1996	14-12	8-2	3.54	0	0	0	56	50	29	22	28	55
TOTALS	60-56	28-12	3.34	0	6	1	299	245	151	111	155	272

DJ LeMahieu

YEAR	AVG	GP	GS	AB	R	H	2B	3B	HR	RBI	BB	HBP	SO	SB	ATT
2008	.337	68	67	258	56	87	11	1	6	44	20	3	31	10	11
2009	.350	72	72	274	57	96	13	4	5	43	31	5	41	12	16
TOTAL	.344	140	139	532	113	183	24	5	11	87	51	8	72	22	27

Curtis Leskanic

YEAR	G-GS	W-L	ERA	SV	CG	SHO	IP	H	R	ER	BB	SO
1988	2-0	0-0	0.00	0	0	0	1.3	1	0	0	1	2
1989	29-15	15-2	3.19	3	1	0	115.7	102	54	41	51	120
TOTALS	31-15	15-2	3.15	3	1	0	117.0	103	54	41	52	122

Todd Linden

YEAR	G-GS	AB	R	H	AVG.	2B	3B	HR	RBI	BB	SO	SB-SBA
2001	66-65	256	65	80	.312	14	1	20	76	26	49	9-11

Mikie Mahtook

YEAR	AVG	GP	GS	AB	R	H	2B	3B	HR	RBI	BB	HBP	SO	SB	ATT
2009	.316	63	49	196	41	62	8	3	7	38	14	7	41	9	13
2010	.335	61	61	239	68	80	19	4	14	50	38	5	54	22	32
2011	.383	56	56	196	61	75	12	5	14	56	41	5	32	29	38
TOTAL	.344	180	166	631	170	217	39	12	35	144	93	17	127	60	83

Barry Manuel

YEAR	G-GS	W-L	ERA	SV	CG	SHO	IP	H	R	ER	BB	SO
1985	1-0	0-0	0.00	0	0	0	2.0	0	0	0	5	2
1986	41-0	10-3	2.37	9	0	0	72.7	41	23	19	46	91
1987	32-0	5-2	2.83	9	0	0	60.3	39	23	19	43	72
TOTALS	74-0	15-5	2.53	18	0	0	135.0	80	46	38	94	165

Ben McDonald

YEAR	G-GS	W-L	ERA	SV	CG	SHO	IP	H	R	ER	BB	SO
1987	14-4	2-3	4.06	1	0	0	37.7	43	19	17	4	27
1988	22-14	13-7	2.65	1	10	0	118.7	96	46	35	27	144
1989	26-21	14-4	3.49	4	8	3	152.3	124	68	59	40	202
TOTALS	62-39	29-14	3.24	6	18	3	308.7	263	133	111	71	373

Warren Morris

YEAR	G	AB	R	H	AVG.	2B	3B	HR	RBI	BB	SO	SB
1994	64	229	58	65	.284	7	0	4	33	51	45	9
1995	64	252	70	93	.369	17	3	8	50	49	31	18
1996	28	75	24	30	.400	3	0	1	19	11	12	4
TOTALS	156	556	152	188	.338	27	3	13	102	111	88	31

Lyle Mouton OF

YEAR	AB	R	H	RBI	AVG.	2B	3B	HR	TB	SPCT.	BB	SO	SB
1990	174	44	61	41	.351	23	6	9	111	.638	33	39	5
1991	249	78	88	62	.355	17	2	13	148	.597	52	44	20
TOTALS	422	122	149	103	.353	40	8	22	259	.614	85	83	25

Aaron Nola RHP

YEAR	ERA	W	L	APP	GS	CG	SHO	CBO	SV	IP	H	R	ER	BB	SO
2012	3.61	7	4	19	16	0	0	4	0	89.2	88	39	36	7	89
2013	1.57	12	1	17	17	5	3	2	0	126.0	83	30	22	18	122
2014	1.47	11	1	16	16	2	1	6	0	116.1	69	19	19	27	134
TOTAL	2.09	30	6	52	49	7	4	12	0	332.0	240	88	77	52	345

Austin Nola INF/C

YEAR	AVG	GP	GS	AB	R	H	2B	3B	HR	RBI	BB	SO	SB	ATT
2009	.240	50	36	121	27	29	4	1	3	18	15	24	3	4
2010	.320	63	63	259	50	83	16	2	5	52	28	39	1	1
2011	.296	56	56	196	40	58	13	2	2	42	28	35	4	7
2012	.299	64	64	221	47	66	16	1	4	43	44	30	3	5
TOTAL	.296	233	219	797	164	236	49	6	14	155	115	128	11	17

John O'Donoghue LHP

YEAR	G-GS	W-L	ERA	SV	CG	SHO	IP	H	R	ER	BB	SO
1988	10-2	1-0	3.78	3	0	0	16.7	12	13	7	23	21
1989	12-6	3-1	4.99	1	0	0	30.7	34	23	17	27	32
1990	20-18	12-3	2.88	0	2	1	109.3	118	46	35	27	85
TOTALS	42-26	16-4	3.39	4	2	1	156.7	164	82	59	77	138

Chad Ogea RHP

YEAR	G-GS	W-L	ERA	SV	CG	SHO	IP	H	R	ER	BB	SO
1989	16-2	2-0	2.56	0	0	0	31.7	19	11	9	15	33
1990	23-20	14-2	3.62	0	5	0	131.7	100	64	53	44	123
1991	25-20	14-5	3.08	1	1	0	131.3	117	59	45	48	140
TOTALS	64-42	30-7	3.27	1	6	0	294.7	236	134	107	107	296

Keith Osik c

YEAR	AB	R	H	RBI	AVG.	2B	3B	HR	TB	SPCT.	BB	SO	SB
1988	145	18	27	23	.186	7	1	2	42	.290	24	22	2
1989	262	58	78	37	.298	14	1	3	103	.393	39	27	4
1990	268	60	91	65	.340	23	4	8	146	.545	45	35	15
TOTALS	675	136	196	125	.290	44	6	13	291	.431	108	84	21

Clay Parker RHP

YEAR	A	GS	CG	W	L	ERA	IP	H	R	ER	BB	SO	HB	WP	BK	SHO	SV
1982	18	9	4	4	4	4.96	65.3	61	50	36	50	42	1	4	-	1	-
1983	13	8	1	0	5	8.20	45	58	48	41	35	40	3	1	-	0	-
1984	21	13	4	7	5	4.04	91.3	95	56	41	30	67	2	6	-	0	-
1985	21	15	4	8	2	4.13	94.3	99	54	43	34	98	5	9	1	1	1
TOTALS	73	45	13	19	16	4.90	296	313	208	161	149	247	11	20	1	2	1

Jeff Reboulet INF

YEAR	AB	R	H	RBI	AVG.	2B	3B	HR	TB	SPCT.	BB	SO	SB
1985	211	58	65	33	.308	11	2	5	95	.450	46	33	34
1986	254	63	74	38	.291	19	4	2	107	.421	47	29	24
TOTALS	465	121	139	71	.299	30	6	7	202	.434	93	62	58

Anthony Ranaudo RHP

YEAR	ERA	W	L	APP	GS	CG	SHO	CBO	SV	IP	H	R	ER	BB	SO
2008	0.00	1	0	8	1	0	0	1	0	12.0	5	3	0	6	13
2009	3.04	12	3	19	19	0	0	0	0	124.1	93	49	42	50	159
2010	7.32	5	3	15	11	0	0	0	0	51.2	60	45	42	27	54
TOTAL	4.02	18	6	42	31	0	0	1	0	188.0	158	97	84	83	226

Armando Rios OF

YEAR	G	AB	R	H	AVG.	2B	3B	HR	RBI	BB	SO	SB
1991	59	136	40	41	.301	11	0	4	20	33	21	4
1992	58	197	49	47	.239	9	1	7	40	46	41	12
1993	70	235	71	75	.319	13	4	9	61	64	33	20
TOTALS	187	568	160	63	.278	33	5	20	101	143	95	36

Nick Rumbelow RHP

YEAR	ERA	W	L	APP	GS	CG	SHO	CBO	SV	IP	H	R	ER	BB	SO
2011	4.85	2	0	10	0	0	0	0	0	13.0	11	9	7	11	16
2012	3.65	0	0	29	0	0	0	4	0	24.2	22	10	10	14	34
2013	3.31	1	0	31	1	0	0	3	0	32.2	24	12	12	15	36
TOTAL	3.71	3	0	70	1	0	0	7	0	70.1	57	31	29	40	86

Billy Sadler RHP

YEAR	G-GS	W-L	ERA	SV	CG	SHO	IP	H	R	ER	BB	SO
2003	28-1	1-2	3.89	4	0	0	44.0	36	27	19	27	57

Ryan Schimpf INF

YEAR	AVG	GP	GS	AB	R	H	2B	3B	HR	RBI	BB	SO	SB	ATT
2007	.262	42	31	107	16	28	2	2	4	11	16	34	3	5
2008	.320	67	65	250	57	80	18	7	12	54	32	51	16	20
2009	.336	73	72	262	73	88	19	1	22	70	44	50	18	25
TOTAL	.317	182	168	619	146	196	39	10	38	135	92	135	37	50

Andy Sheets SS

YEAR	AB	R	H	RBI	AVG.	2B	3B	HR	TB	SPCT.	BB	SO	SB
1991	238	48	65	42	.273	11	4	3	93	.391	39	45	9
1992	265	54	85	43	.321	17	1	7	125	.472	29	50	7
TOTALS	503	102	150	85	.298	28	5	10	218	.433	68	95	16

Mike Sirotko LHP

YEAR	G-GS	W-L	ERA	SV	CG	SHO	IP	H	R	ER	BB	SO
1990	21-1	1-2	3.12	1	0	0	49.0	51	22	17	24	53
1991	31-1	11-0	2.80	1	2	1	99.7	86	41	31	43	96
1992	22-10	6-3	4.48	2	0	0	78.3	77	50	39	26	72
1993	13-16	12-6	1.99	0	10	2	145.0	121	42	32	35	105
TOTALS	97-42	30-11	2.88	4	12	3	372.0	335	155	119	128	326

Greg Smith LHP

YEAR	ERA	W	L	APP	GS	CG	SHO	SV	IP	H	R	ER	BB	SO
2003	4.01	0	2	17	0	0	0	1	33.2	39	26	15	7	30
2004	2.35	2	0	22	0	0	0	1	30.2	26	8	8	13	35
2005	2.60	10	3	17	16	3	2	0	104.0	99	40	30	25	82
TOTAL	2.83	12	5	56	16	3	2	2	168.1	164	74	53	45	147



Keith Osik



Russ Springer



Brian Tallet



Ryan Theriot

Riley Smith RHP

YEAR	ERA	W	L	APP	GS	CG	SHO	CBO	SV	IP	H	R	ER	BB	SO
2016	7.66	2	1	12	1	0	0	0	0	22.1	25	19	19	11	11

Russ Springer RHP

YEAR	G-GS	W-L	ERA	SV	CG	SHO	IP	H	R	ER	BB	SO
1987	14-6	3-0	4.43	0	0	0	42.7	33	28	21	28	68
1988	21-15	7-7	2.95	4	4	0	119	98	48	39	73	156
1989	21-14	9-3	3.49	2	1	0	90.3	75	43	35	40	89
TOTALS	56-35	19-10	3.39	6	5	0	252	206	119	95	141	313

Nick Stavinoha OF

YEAR	AVG	GP	GS	AB	R	H	2B	3B	HR	RBI	BB	SO	SB	ATT
2004	.323	59	58	232	46	75	17	1	8	42	16	33	3	5
2005	.370	62	60	257	50	95	23	1	18	65	17	20	5	6
TOTAL	.348	121	118	489	96	170	40	2	26	107	33	53	8	11

Andrew Stevenson OF

YEAR	AVG	GP	GS	AB	R	H	2B	3B	HR	RBI	BB	SO	SB	ATT
2013	.193	54	33	119	22	23	0	0	1	14	11	25	5	7
2014	.335	61	59	203	41	68	7	5	0	32	14	29	9	14
2015	.348	62	62	247	53	86	13	5	1	24	16	29	26	33
TOTAL	.311	177	154	569	116	177	20	10	2	70	41	83	40	54

Brian Tallet LHP

YEAR	G-GS	W-L	ERA	SV	CG	SHO	IP	H	R	ER	BB	SO
1999	19-12	3-4	5.01	0	0	0	59.1	59	41	33	30	60
2000	25-21	15-3	3.52	1	3	3	143.1	132	74	56	57	134
TOTALS	44-33	18-7	3.95	1	3	3	202.2	191	115	89	87	194

Ryan Theriot SS

YEAR	AVG	GP-GS	AB	R	H	2B	3B	HR	RBI	BB	SO	SB-ATT
1999	.322	65-65	242	55	78	11	3	2	41	52	33	13-20
2000	.305	69-69	275	68	84	14	3	2	41	57	30	7-10
2001	.353	67-67	266	67	94	18	3	1	48	48	35	17-20
TOTAL	.327	201-201	783	190	256	43	9	5	130	157	98	37-50

Ryan Verdugo LHP

YEAR	ERA	W	L	APP	GS	CG	SHO	CBO	SV	IP	H	R	ER	BB	SO
2008	4.12	9	4	20	18	1	0	1	0	96.0	95	51	44	37	85

Jack Voigt OF

YEAR	AB	R	H	RBI	AVG.	2B	3B	HR	TB	SPCT.	BB	SO	SB
1985	8	2	2	3	.250	0	0	0	2	.250	1	3	0
1986	128	28	37	32	.289	8	0	9	72	.563	28	28	6
1987	248	63	73	61	.294	12	3	16	139	.560	42	62	12
TOTALS	384	93	112	96	.292	20	3	25	213	.555	71	93	18

Todd Walker 2B

YEAR	AB	R	H	RBI	AVG.	2B	3B	HR	TB	SPCT.	BB	SO	SB
1992	250	72	100	76	.400	21	3	12	163	.652	38	28	18
1993	276	85	109	102	.395	17	11	22	214	.775	49	35	14
1994	257	77	101	68	.393	23	1	18	180	.700	52	28	19
TOTALS	783	234	310	246	.396	61	15	52	557	.711	139	91	51

Brian Wilson RHP

YEAR	G-GS	W-L	ERA	SV	CG	SHO	IP	H	R	ER	BB	SO
2001	20-4	3-2	5.67	3	0	0	39.2	40	28	25	20	22
2002	23-10	10-5	3.54	2	2	1	94.0	112	50	37	31	71
2003	8-8	5-3	3.38	0	1	1	50.2	60	23	19	13	35
TOTAL	51-22	18-10	3.95	5	3	2	184.1	212	101	81	64	128

Eddie Yarnall LHP

YEAR	G-GS	W-L	ERA	SV	CG	SHO	IP	H	R	ER	BB	SO
1994	5-5	0-0	10.95	0	0	0	12.1	12	16	15	10	17
1995	16-10	5-0	3.45	0	1	0	60	46	29	23	36	87
1996	19-17	11-1	2.38	0	3	0	124.2	89	37	33	52	156
TOTALS	40-32	16-1	3.24	0	4	0	197	147	82	71	98	260

Shane Youman LHP

YEAR	G-GS	W-L	ERA	SV	CG	SHO	IP	H	R	ER	BB	SO
1999	4-1	0-0	3.52	0	0	0	7.2	7	5	3	8	4
2000	28-0	3-0	4.55	1	0	0	31.2	31	23	16	20	25
2001	18-10	3-2	5.17	1	0	0	54.0	67	39	31	33	33
TOTAL	50-11	6-2	4.82	2	0	0	93.1	105	67	50	61	62



Eddie Yarnall



Shane Youman

YEAR	PLAYER	POSITION	ROUND	TEAM
1965	Joe Moock	SS	3rd	New York Mets
1966	Bruce Baudier	RHP	31st	Washington Senators
1967	Bruce Baudier	RHP	5th	New York Yankees
	Richard Hicks	RHP	6th	Washington Senators
1968	Richard Hicks	RHP	4th *	Houston Astros
	William Hunt	SS	7th *	Baltimore Orioles
1969	William Hunt	SS	9th *	Cleveland Indians
1970	Bill Bright	OF	2nd *	St. Louis Cardinals
1972	Joel Sexton	RHP	27th	Pittsburgh Pirates
1973	Randy Wiles	LHP	5th	St. Louis Cardinals
1974	Mike Miley	SS	1st	California Angels
1975	Guy Hollingsworth	LHP	16th	San Diego Padres
	Pat Moock	RHP	22nd	Texas Rangers
1976	Wally McMakin	RHP	23rd	Minnesota Twins
	Paul Stefan	RHP	24th	Chicago White Sox
	Frank Toups	INF	26th	Cleveland Indians
1979	Duane Dewey	C/1B	1st *	Kansas City Royals
1982	Billy Wiesler	OF	14th	California Angels
	Billy Donathon	RHP	15th	St. Louis Cardinals
1983	Cal Santarelli	RHP	3rd	Cleveland Indians
	Ronnie Robbins	RHP	14th	Toronto Blue Jays
1984	Mark Howie	SS	3rd	Oakland Athletics
	Tim Sossamon	OF	12th	St. Louis Cardinals
	Tim Schneider	3B	15th	Seattle Mariners
	Mark Cooper	C	16th	Toronto Blue Jays
	Clay Parker	RHP	21st	Minnesota Twins
1985	Eric Hetzel	RHP	1st *	Boston Red Sox
	Robbie Smith	RHP	4th	Minnesota Twins
	Marty Lanoux	3B	13th	Minnesota Twins
	Clay Parker	RHP	15th	Seattle Mariners
	Jeff Reboulet	SS	26th	Houston Astros
1986	Mark Guthrie	LHP	4th	St. Louis Cardinals
	Jeff Reboulet	SS	10th	Minnesota Twins
	Rob Leary	C	12th	Montreal Expos
	Jeff Yurtin	3B	12th	San Diego Padres
	Jim Bowie	1B	12th	Seattle Mariners
1987	Albert Belle	OF	2nd	Cleveland Indians
	Barry Manuel	RHP	2nd	Texas Rangers
	Gregg Patterson	LHP	5th	Chicago Cubs
	Mark Guthrie	LHP	7th	Minnesota Twins
	Jack Voigt	OF	9th	Baltimore Orioles
	Stan Loewer	RHP	16th	San Francisco Giants
1988	Dan Kite	RHP	4th	Boston Red Sox
1989	Ben McDonald	RHP	1st	Baltimore Orioles
	Russ Springer	RHP	7th	New York Yankees
	Curtis Leskanic	RHP	8th	Cleveland Indians
	Mike Bianco	C	40th	Detroit Tigers
1990	Tim Clark	OF	8th	Milwaukee Brewers
	Wes Grisham	OF	14th	Pittsburgh Pirates
	Keith Osik	C	23rd	Pittsburgh Pirates
	Scott Bethea	SS	28th	Boston Red Sox
1991	Chad Ogea	RHP	3rd	Cleveland Indians
	Paul Byrd	RHP	4th	Cleveland Indians
	Lyle Mouton	OF	5th	New York Yankees
	Mark LaRosa	LHP	8th	Montreal Expos
	Gary Hymel	C	14th	Montreal Expos
1992	Rick Greene	RHP	1st	Detroit Tigers
	Lloyd Peever	RHP	4th	Colorado Rockies
	Andy Sheets	SS	4th	Seattle Mariners
1993	Harry Berrios	OF	8th	Baltimore Orioles
	Matt Chamberlain	RHP	11th	Pittsburgh Pirates
	Mike Sirotko	LHP	15th	Chicago White Sox
	Mike Neal	OF	16th	Cleveland Indians
	Trey Rutledge	RHP	19th	Cincinnati Reds
	Will Hunt	LHP	31st	Detroit Tigers
1994	Todd Walker	2B	1st	Minnesota Twins
	Russ Johnson	SS	1st	Houston Astros
1995	Scott Schultz	RHP	5th	Cleveland Indians
	Mike Klostermeyer	1B	18th	Oakland Athletics
	Scott Fitterer	RHP	22nd	Toronto Blue Jays
	Brett Laxton	RHP	24th	Seattle Mariners
	Brian Winders	RHP	66th	Kansas City Royals

* selected in the secondary phase of the draft



Former Tigers Albert Belle and Ben McDonald enjoyed stellar major league careers.



Former Tigers (l-r) Nick Rumbelow, Kevin Gausman and Nick Goody met prior to a Yankees-Orioles game during the 2015 season.



Mike Fontenot was a 2001 first-round selection of the Baltimore Orioles and made his MLB debut with the Chicago Cubs.

1996	Eddie Yarnall	LHP	3rd	New York Mets
	Nathan Dunn	3B	4th	San Diego Padres
	Warren Morris	2B	5th	Texas Rangers
	Tim Lanier	C	10th	San Diego Padres
	Justin Bowles	OF	16th	Oakland Athletics
	Jason Williams	SS	16th	Cincinnati Reds
	Brett Laxton	RHP	24th	Oakland Athletics
	Patrick Coogan	RHP	48th	Arizona Diamondbacks
1997	Brandon Larson	SS	1st	Cincinnati Reds
	Patrick Coogan	RHP	3rd	St. Louis Cardinals
	Casey Cuntz	INF	10th	Arizona Diamondbacks
	Mike Koerner	OF	11th	Oakland Athletics
	Eddy Furniss	1B	14th	Minnesota Twins
	Kevin Shipp	RHP	33rd	Philadelphia Phillies
	Tom Bernhardt	OF	45th	Chicago Cubs
1998	Randy Keisler	LHP	2nd	New York Yankees
	Eddy Furniss	1B	4th	Pittsburgh Pirates
	Jake Esteves	RHP	6th	San Francisco Giants
	Doug Thompson	RHP	19th	Colorado Rockies
	Chris Demouy	LHP	24th	Anaheim Angels
	Dan Guillory	RHP	40th	Cleveland Indians
1999	Kurt Ainsworth	RHP	1st	San Francisco Giants
	Jeff Leamont	1B	9th	New York Yankees
	Josh Dalton	SS	12th	Los Angeles Dodgers
	Bryan Grace	RHP	16th	New York Yankees
	Brian Tallet	LHP	19th	Pittsburgh Pirates
	Brandon Bowe	RHP	30th	Florida Marlins
2000	Brian Tallet	LHP	2nd	Cleveland Indians
	Brad Cresse	C	5th	Arizona Diamondbacks
	Ryan Jorgensen	C	7th	Chicago Cubs
	Cedrick Harris	OF	10th	Arizona Diamondbacks
	Brad Hawpe	1B	11th	Colorado Rockies
	Heath McMurray	RHP	12th	Milwaukee Brewers
	Trey Hodges	RHP	17th	Atlanta Braves
	Billy Brian	RHP	25th	Kansas City Royals
2001	Mike Fontenot	2B	1st	Baltimore Orioles
	Todd Linden	OF	1st	San Francisco Giants
	Ryan Theriot	SS	3rd	Chicago Cubs
	Jason Scobie	RHP	15th	New York Mets
	Bryan Moore	1B	22nd	St. Louis Cardinals
	Shane Youman	LHP	43rd	Pittsburgh Pirates
	Sean Barker	OF	46th	Toronto Blue Jays
	Billy Brian	RHP	47th	Cleveland Indians
2002	Sean Barker	OF	6th	Colorado Rockies
	Bo Pettit	RHP	13th	Minnesota Twins
	Brad David	LHP	17th	Atlanta Braves
	Wally Pontiff	3B	21st	Oakland Athletics
	Jake Tompkins	RHP	28th	Texas Rangers
2003	Aaron Hill	SS	1st	Toronto Blue Jays
	Billy Sadler	RHP	6th	San Francisco Giants
	Brian Wilson	RHP	24th	San Francisco Giants
	Bo Pettit	RHP	29th	Minnesota Twins
	Jake Tompkins	RHP	32nd	Philadelphia Phillies
2004	Jon Zeringue	OF	2nd	Arizona Diamondbacks
	J.C. Holt	OF	3rd	Atlanta Braves
	Nate Bumstead	RHP	32nd	Detroit Tigers
	Blake Gill	INF	37th	Cleveland Indians
2005	Ryan Patterson	OF	4th	Toronto Blue Jays
	Greg Smith	LHP	6th	Arizona Diamondbacks
	Nick Stavino	OF	7th	St. Louis Cardinals
	Clay Harris	INF	9th	Philadelphia Phillies
	Matt Luzzi	C	30th	Chicago Cubs
	Jason Determann	LHP	35th	Boston Red Sox
2006	Will Harris	RHP	9th	Colorado Rockies
	Matt Luzzi	C	19th	Toronto Blue Jays
	Edgar Ramirez	RHP	36th	New York Mets
2007	Charlie Furbush	LHP	4th	Detroit Tigers
	J.T. Wise	INF	45th	Oakland Athletics
2008	Ryan Verdugo	LHP	9th	San Francisco Giants
	Matt Clark	1B	12th	San Diego Padres
	Louis Coleman	RHP	14th	Washington Nationals
	Blake Martin	LHP	17th	Minnesota Twins
	Jared Bradford	RHP	18th	St. Louis Cardinals
	Michael Hollander	INF	20th	Texas Rangers
	Jordan Brown	RHP	39th	Chicago Cubs
2009	Jared Mitchell	OF	1st	Chicago White Sox
	DJ LeMahieu	INF	2nd	Chicago Cubs
	Louis Coleman	RHP	5th	Kansas City Royals
	Ryan Schimpf	INF	5th	Toronto Blue Jays
	Blake Dean	OF	10th	Minnesota Twins
	Sean Ochinko	C	11th	Toronto Blue Jays
2010	Anthony Ranaudo	RHP	Comp A	Boston Red Sox
	Micah Gibbs	C	3rd	Chicago Cubs
	Leon Landry	OF	3rd	Los Angeles Dodgers
	Austin Ross	RHP	8th	Milwaukee Brewers
	Blake Dean	1B	8th	Los Angeles Dodgers
	Johnny Dishon	OF	42nd	Milwaukee Brewers
	Chad Jones	OF/LHP	50th	Milwaukee Brewers



Paul Byrd recorded 108 career wins in 13 MLB seasons.

2011	Mikie Mahtook	OF	1st	Tampa Bay Rays
	Tyler Jones	RHP	11th	Minnesota Twins
	Matty Ott	RHP	13th	Boston Red Sox
	Ben Alsup	RHP	18th	Colorado Rockies
	Austin Nola	SS	31st	Toronto Blue Jays
	Raph Rhymes	OF	40th	Pittsburgh Pirates
	Tyler Hanover	INF	40th	New York Yankees
2012	Kevin Gausman	RHP	1st	Baltimore Orioles
	Austin Nola	SS	5th	Miami Marlins
	Nick Goody	RHP	6th	New York Yankees
	Raph Rhymes	OF	30th	New York Yankees
	Tyler Hanover	INF	33rd	Detroit Tigers
2013	Ryan Eades	RHP	2nd	Minnesota Twins
	JaCoby Jones	OF	3rd	Pittsburgh Pirates
	Mason Katz	INF	4th	St. Louis Cardinals
	Nick Rumbelow	RHP	7th	New York Yankees
	Will LaMarche	RHP	9th	Detroit Tigers
	Chad Jones	LHP	9th	Cincinnati Reds
	Ty Ross	C	12th	San Francisco Giants
	Chris Cotton	LHP	14th	Houston Astros
	Raph Rhymes	OF	15th	Detroit Tigers
	Christian Ibarra	INF	32nd	Pittsburgh Pirates
2014	Aaron Nola	RHP	1st	Philadelphia Phillies
	Tyler Moore	INF	6th	New York Mets
	Joe Broussard	RHP	15th	Los Angeles Dodgers
	Sean McMullen	OF	30th	Houston Astros
	Nate Fury	RHP	36th	Detroit Tigers
2015	Alex Bregman	SS	1st	Houston Astros
	Andrew Stevenson	OF	2nd	Washington Nationals
	Kade Scivicque	C	4th	Detroit Tigers
	Jared Foster	INF	5th	Los Angeles Angels
	Zac Person	LHP	9th	Houston Astros
	Mark Laird	OF	9th	Philadelphia Phillies
	Conner Hale	INF	9th	Seattle Mariners
	Chris China	1B	17th	St. Louis Cardinals
2016	Jake Fraley	OF	2nd	Tampa Bay Rays
	Jared Poche'	LHP	14th	San Diego Padres
	Jesse Stallings	RHP	15th	Cincinnati Reds
	Cole Freeman	INF	18th	Los Angeles Dodgers
	Riley Smith	RHP	24th	Arizona Diamondbacks
	Greg Deichmann	1B	26th	Minnesota Twins
	Parker Bugg	RHP	27th	Miami Marlins
	Kramer Robertson	INF	32nd	Cleveland Indians
2017	Alex Lange	RHP	1st	Chicago Cubs
	Greg Deichmann	OF	2nd	Oakland Athletics
	Cole Freeman	INF	4th	Washington Nationals
	Kramer Robertson	INF	4th	St. Louis Cardinals
	Michael Papierski	C	9th	Houston Astros
	Jared Poche'	LHP	9th	Oakland Athletics
	Hunter Kiel	RHP	18th	Chicago White Sox
	Doug Norman	RHP	25th	Cincinnati Reds

LSU in the Major League Draft

2018	Nick Bush	LHP	8th	Colorado Rockies
	Cam Sanders	RHP	12th	Chicago Cubs
	Hunter Feduccia	C	12th	Los Angeles Dodgers
	Jake Slaughter	INF	18th	Chicago Cubs
	Antoine Duplantis	OF	19th	Cleveland Indians
	Zack Hess	RHP	34th	Atlanta Braves
2019	Zach Watson	OF	40th	Boston Red Sox
	Josh Smith	SS	2nd	New York Yankees
	Zach Watson	OF	3rd	Baltimore Orioles
	Zack Hess	RHP	7th	Detroit Tigers
	Todd Peterson	RHP	7th	Washington Nationals
	Antoine Duplantis	OF	12th	New York Mets
2020	Saul Garza	C	32nd	Kansas City Royals
	Cole Henry	RHP	2nd	Washington Nationals
	Daniel Cabrera	OF	2nd	Detroit Tigers
2021	Jaden Hill	RHP	2nd	Colorado Rockies
	Landon Marceaux	RHP	3rd	Los Angeles Angels



Alex Bregman was the No. 2 overall choice in the 2016 MLB Draft.



Ryan Schimpf debuted with the San Diego Padres in 2016.





Aaron Nola was a first-round selection in 2014.



LSU produced billboards that were displayed in Denver to recognize DJ LeMahieu's 2016 MLB batting title with the Colorado Rockies.



JaCoby Jones made his first major league appearance in 2016.

**Ben McDonald****Kurt Ainsworth****Warren Morris**

LSU's profound success in Olympic competition began in 1988, when head coach Skip Bertman and right-hander Ben McDonald helped lead the United States to the gold medal in Seoul, South Korea. Bertman served as the pitching coach of the 1988 U.S. squad, and McDonald pitched the Americans to complete-game victories over Korea and Puerto Rico. In the two wins, McDonald allowed just two earned runs in 18 innings, recording 17 strikeouts and four walks.

Reliever Rick Greene, LSU's all-time saves leader (29), continued the Tigers' Olympic tradition by pitching for the 1992 U.S. squad which competed in Barcelona, Spain. The '92 team, however, failed to advance to the medal round.

Skip Bertman served as head coach of the 1996 United States Olympic team, guiding the Americans to the bronze medal in Atlanta. LSU standouts Warren Morris (second base) and Jason Williams (shortstop) were the starting middle infielders for Team USA, which defeated Nicaragua for the bronze medal in Atlanta's Fulton County Stadium.


Morris and Williams each enjoyed a spectacular summer of 1996 which culminated in the bronze-medal triumph. Morris was Team USA's

leading hitter at the Olympics, batting .409 (9-for 22) in nine games with one double, five homers, 11 RBI and 10 runs. Williams hit .367 (11-for-30) with three homers, nine RBI and 10 runs.

Team USA's '96 pre-Olympic tour was highlighted by a stop at LSU's Alex Box Stadium on June 20. The game served as a homecoming for Bertman, Morris and Williams, as the Americans defeated Australia, 11-6, before a standing-room only crowd of 6,926.

LSU right-hander Kurt Ainsworth pitched the U.S. to two wins at the 2000 Olympics in Sydney, Australia, en route to the gold medal. Ainsworth defeated Holland and Australia with a pair of dominating performances. In the victories, Ainsworth worked a total of 11.2 innings, allowing just two earned runs on 10 hits with three walks and 10 strikeouts.

In addition to its five Olympic players, LSU has produced 17 members of the U.S. Collegiate National Team, including current Tigers Dylan Crews and Jacob Berry. Former LSU coach Paul Mainieri served as head coach of the Collegiate National Team in 2018, guiding Team USA to series wins over Chinese Taipei, Japan and Cuba.

**Ben McDonald**
1988 U.S. Olympic
Gold Medalist**Rick Greene**
1992 U.S. Olympian**Skip Bertman**
1996 U.S. Olympic
Head Coach
Bronze Medalist**Warren Morris**
1996 U.S. Olympic
Bronze Medalist**Jason Williams**
1996 U.S. Olympic
Bronze Medalist**Kurt Ainsworth**
2000 U.S. Olympic
Gold Medalist**Paul Mainieri**
2018 U.S. Collegiate
National Team
Head Coach**Jacob Berry**
2021 U.S. Collegiate
National Team**Dylan Crews**
2021 U.S. Collegiate
National Team



JAY JOHNSON

LSU BASEBALL HEAD COACH

Jay Johnson, the reigning Pac-12 Baseball Coach of the Year who led Arizona to a conference championship and a berth in the College World Series in 2021, was named the head coach of the six-time national champions LSU Tigers on June 25, 2021.

"I am humbled and honored to be the head baseball coach at LSU and serve as the steward of the next generation of national champions," Johnson said. "LSU is a phenomenal University and athletics department, and I am very thankful to (athletics director) Scott Woodward and (executive deputy AD) Stephanie Rempe for entrusting me to lead this storied program into its next winning chapter.

"I view this as the opportunity of my lifetime and will do everything in my power to have our team playing a brand of baseball that makes everyone at LSU, the Baton Rouge community, and the entire state of Louisiana incredibly proud. Geaux Tigers!"

Johnson already has made a tremendous impact upon the LSU program, as the Tigers signed this fall the No. 1 recruiting class in the nation for the 2023 season.

The architect of college baseball's best

offense in 2021, the 44-year-old Johnson led Arizona to two College World Series appearances – including a Championship Series berth in 2016 – over five full seasons, regularly producing the nation's most potent lineups and signing top players from across the country.

After landing college baseball's No. 4 recruiting class in the fall, Johnson's 2021 Wildcats smashed their way to Omaha in the spring, leading the nation in hits and ranking first in the Pac-12 in runs, hits, doubles, triples, RBI, walks, batting avg., on base pct., slugging pct., total bases and extra base hits.

Overall, Johnson's Wildcat teams finished first in the Pac-12 in hits, runs, and on base percentage in four of his five full seasons, while leading the league in slugging percentage, on base percentage, runs per game, and batting average in three seasons. And in each of his final two full seasons, the Wildcats topped the league in hits, walks, runs, runs per game, slugging percentage, on base percentage, and batting average.

When he was hired by Arizona after the 2015 season, Johnson took the reins of a program with a rich tradition and instantly made it richer.

The Johnson File

2022-	LSU (head coach)
2016-21	Arizona (head coach)
2014-15	Nevada (head coach)
2006-13	San Diego (associate head coach)
2005	Point Loma Nazarene (head coach)
2002-04	Point Loma Nazarene (asst. coach)

Career Head Coaching Record

317-172 (.648, nine seasons entering 2022)	
at Arizona:	208-114 (.646, six seasons)
at Nevada:	72-42 (.632, two seasons)
at Point Loma Nazarene:	37-16 (.698, one season)

Personal

Birthdate:	April 20, 1977
Hometown:	Oroville, Calif.
Education:	B.S. (2001) in physical education from Point Loma Nazarene M.S. in physical education from Azusa Pacific
Wife:	Maureen

Coaching Awards

2021	Pac-12 Conference Coach of the Year
2015	Mountain West Conference Coach of the Year



Jay Johnson seeks to continue the LSU coaching legacy of Paul Mainieri (left) and Skip Bertman (center).



Coach Johnson and LSU All-American Anthony Ranaudo at the First Pitch Banquet.



Coach Johnson speaks to the Coaches Committee Booster Club.



Maureen and Jay Johnson

When he arrived in Tucson, the Wildcats had won four national championships, recorded three national runners-up finishes (now four), made 16 CWS appearances (now 18), and made 37 NCAA Tournament appearances (now 40).

Johnson's impact was immediate. In 2016, he became the fifth coach ever – and the first since 1994 – to lead his team to the College World Series finals in his first season. That team, which had finished 12-18 and 9-21 in the Pac-12 in its previous two seasons, slugged its way to Omaha, finishing fifth nationally in hits and leading the conference in walks, doubles, hits, runs, and stolen bases.

The Wildcats returned to the NCAA Tournament in 2017 and finished first in the Pac-12 in batting average, doubles, hits, on base percentage, runs, scoring, and slugging percentage. In 2019, Johnson's offense led all Power 5 teams and finished second nationally in runs per game, slugging percentage, and on base percentage, while finishing third in batting average and total runs.

In addition to his reputation for developing hitters, Johnson is also considered one of the top recruiters in college baseball. Both Baseball America and Collegiate Baseball ranked Johnson's 2020 signing class No. 4 in the country – the highest ranking for a program west of the Mississippi River. The class featured 14 players from six states, including two players who ranked in Perfect Game's Top 100 prep rankings. In 2018 and 2019, Johnson landed Collegiate Baseball's No. 3 and No. 11 ranked classes, respectively.

Arizona was not the first program where Johnson's impact was felt instantly. Prior to his success at Arizona, Johnson spent two seasons

as head coach at the University of Nevada, earning Mountain West Coach of the Year honors in 2015 and leading the Wolfpack to their first ever conference championship in just his second season. That year, the Wolfpack finished 41-15 and ranked first in the country in on base percentage, second in slugging percentage, and third in batting average.

Johnson spent 2006 to 2013 as the associate head coach at the University of San Diego, where he spearheaded recruiting efforts and served as the hitting coach over eight seasons. There, Johnson helped sign the nation's No. 1 class in 2008 and No. 2 class in 2010, and USD's lineups topped the West Coast Conference (WCC) in hitting six times. At USD, Johnson recruited and coached Kris Bryant, who won the Golden Spikes Award and the Dick Howser Award as the nation's

top player before the Cubs selected him No. 2 overall in the 2013 MLB Draft.

Johnson's coaching career began at his alma mater, Point Loma Nazarene, where he served as an assistant coach from 2002 to 2004 before accepting the head coaching position in 2005 at 27 years old. He finished his playing career at Point Loma in 2001, hitting .326 as a senior and earning a Gold Glove as the team's starting second baseman.

A native of Oroville, Calif., Johnson is the 25th head coach in LSU baseball history, succeeding ABCA Hall of Fame coach Paul Mainieri, who retired after the 2021 season.

Johnson and his wife Maureen, a former University of Arizona soccer player, were married in 2016.

Jay Johnson Head Coaching History

YEAR	SCHOOL	RECORD	PCT.	NOTES/HONORS
2005	Point Loma Nazarene	37-16	.698	Led Point Loma Nazarene to a No. 6 NAIA ranking
PLN Totals (1 Year)		37-16	.698	
2014	Nevada	31-27	.534	
2015	Nevada	41-15	.710	Nevada wins its first-ever Mountain West Conference baseball title
Nevada Totals (2 Years)		72-42	.714	Johnson is named 2015 Mountain West Conference Coach of the Year
2016	Arizona	49-24	.672	Arizona finishes No. 2 in the nation as the College World Series runners-up
2017	Arizona	38-21	.644	Arizona advances to NCAA Lubbock Regional; leads Pac-12 in seven offensive categories
2018	Arizona	34-22	.607	The Wildcats have six players selected in the first 10 rounds of the 2019 MLB Draft
2019	Arizona	32-24	.571	Arizona finishes the year No. 2 in the nation in runs per game, slugging pct. and on-base pct.
2020	Arizona	10-5	.667	In the COVID-19-shortened season, the Wildcats score 10+ runs in six of 15 games
2021	Arizona	45-18	.714	Arizona wins the Pac-12 championship and advances to the College World Series
Arizona Totals (6 Years)		208-114	.646	Johnson is named 2021 Pac-12 Coach of the Year

9-Year Head Coaching Record Entering 2022 Season: 317-172 (.648)



THE EARLY YEARS

LSU's 1900 Baseball Team

Louisiana State University has a colorful 129-year (126 seasons) baseball history which began with the first team in 1893 and has continued uninterrupted since 1905.

Although baseball was played at LSU prior to 1893, no contests had been scheduled with any clubs outside of Baton Rouge. The team of 1892 won all of its games against local competition.

On May 13, 1893, in connection with a military field day, LSU was engaged in its first intercollegiate athletic contest and defeated the nine from Tulane University.

That was the only game of 1893 and captain E.B. Young, in selecting materials for uniforms to be used for the May 13 contest, chose the colors of Old Gold and Purple. The baseball squad of 1893 had the honor of first wearing the colors that later were adopted as the official University colors.

In 1904, a game was scheduled to start the year against a local professional club. That game, however, was cancelled when the Tiger captain and manager resigned upon the refusal of the university president to grant permission for the cadets to attend the contest. The team disbanded and no further contests were played that year.

In 1915 C.C. "Doc" Stroud took over as Tiger coach and eventually became the first man to lead LSU for more than two seasons. In 1919 Stroud led LSU to a 12-4 campaign, a mark that had been bettered only one time before and would not be surpassed again until 1936. In that 1919 season, the Tigers had a fine young pitcher named Tom Staples who threw a perfect game in a 9-0 win over Louisiana College. He also pitched and won both games of a doubleheader that same year.

In 1927 Harry Rabenhorst was named head coach and served in that capacity until 1956, with the exception of a three-year period from 1943-45. During that three-year span, A.L. Swanson was the Tigers' field manager. In Swanson's first year, the Tigers lost their first three games of the season, but bounced back to win 12 of the next 16 and LSU's second SEC championship.

The first SEC title came back to LSU in 1939 under Rabenhorst. The '39 team was one of LSU's best as it posted a 22-5 record for an .815 winning percentage. The team was led by first baseman Paul Brotherton, outfielder Ken Kavanaugh, Sr. and pitcher Jesse Danna, and had a winning streak of 13

games before losing to Minnesota in a swing through the Western (Big 10) Conference.


Besides the 1939 and 1943 championships, LSU also won conference titles in 1946 - under Rabenhorst - and in 1961 under Ray Didier, but not again until 1975 under Jim Smith. During Smith's tenure, however, the Tigers won or tied for the SEC Western Division title on three occasions.

The 1975 team became the first LSU squad to participate in the NCAA Tournament, as the Tigers played in the South Regional at Starkville, Miss. LSU won its first regional game over Murray State, but was eliminated from the tournament after consecutive losses to Florida State and Miami (Fla.).

LSU coaches in the early years supplemented their collegiate schedules with competition against professional opponents. This gave the Tigers excellent chances to gain experience, but rare chances for victory. Among

the Tigers' most noteworthy losses was a 17-7 defeat at the hands of the Chicago White Sox in 1925. Other pro opponents included the Detroit, Cleveland, New York and St. Louis major league teams, Indianapolis of the American Association, Nashville and New Orleans of the Southern Association, plus several teams from Louisiana's celebrated Class "C" Evangeline League.

Through the early years, numerous Tigers made it into the professional ranks. Roland Howell in 1912 was the first Tiger known to have signed



Former LSU infielder Alvin Dark managed five Major League teams.



LSU's 1937 Baseball Team



The original Alex Box Stadium in 1938. Photo taken from Tiger Stadium during a football game.

The Early Years



1939 SEC Champions

a pro contract. Many players from LSU subsequently made their marks in the Major Leagues, including Walker Cress, Cincinnati Reds; Dave Madison, Detroit Tigers; Buddy Blair, Philadelphia Athletics; Mark Freeman, New York Yankees; Connie Ryan, Boston Braves; Alvin Dark, New York Giants; Joe Bill Adcock, Milwaukee Braves; Art Swanson, Pittsburgh Pirates; Mike Miley, California Angels; and Randy Wiles, Chicago White Sox.

Those and other outstanding players performed on a number of diamonds on the LSU campus. In 1929, the Tigers' home games were played on a field located on the Campanile Parade Ground. In 1936, the playing field was located north of the football stadium and was equipped with wooden bleachers. In 1938, LSU baseball moved into what was later named Alex Box Stadium, the home of the Fighting Tigers for 70 years (1938-2008).



Joe Bill Adcock enjoyed a 17-year big league career.



1961 SEC Champions



Tom Staples (middle) fired a perfect game in 1919 against Louisiana College.

THE SKIP BERTMAN YEARS



To Skip Bertman, striving for excellence isn't just a catchy motto or slogan; it's how he has approached every task he has undertaken in his life -- from his playing days at the University of Miami, to his highly-successful 11-year stint as head baseball coach at Miami Beach High School, to his eight years as associate head coach at UM, to his remarkable 18-year tenure (1984-2001) as LSU's baseball coach.

Bertman, who also served a seven-year term (2001-08) as LSU's athletics director, led the Tigers to five College World Series titles and a sterling 870-330-3 mark (.724) in 18 seasons, giving him the highest all-time winning percentage among SEC coaches. Bertman also had the fourth-highest winning percentage among active NCAA coaches at the time of his retirement. Bertman, Southern California legend Rod Dedeaux and Augie Garrido of Cal State Fullerton and Texas are the only coaches in NCAA history to win five national championships.

In addition to the five national championships (1991, 1993, 1996, 1997, 2000) Bertman's LSU teams claimed seven SEC championships, nine 50-win seasons, 11 CWS berths and six SEC Tournament championships.

Bertman's jersey #15 has been retired by LSU -- the first baseball number to receive that designation from the university -- and the street in front of the original Alex Box Stadium was re-named Skip Bertman Drive.

Bertman was inducted into the American Baseball Coaches Association Hall of Fame in January 2003, the College Baseball Hall of Fame in July 2006 and the LSU Athletic Hall of Fame in September 2011.

The Skip Bertman Statue and LSU Baseball Legacy Plaza were unveiled in front of Alex Box Stadium in September 2019.

As much as LSU's dominance can be attributed


to Bertman, the players have also had a huge part in that success. During Bertman's tenure at LSU, more than 100 players were drafted into professional baseball, with 41 Tigers reaching the major leagues. Bertman produced 11 first-team All-America performers, and more importantly, nearly 100 percent of those who played for at least four years in the Tiger program earned their LSU degrees.

Bertman came to LSU after a highly successful eight-year stint at Miami, where he was associate head coach and pitching coach under Hall of Fame coach Ron Fraser. The Bertman-Fraser partnership produced 427 wins and five berths in the CWS, including the Hurricanes' first national championship in 1982. Bertman's recruiting also laid much of the groundwork for Miami's second national championship in 1985, which was Bertman's second year at LSU.

Bertman was also an accomplished international coach, serving as pitching coach on the 1988 United States gold-medal squad, then leading the USA as head coach to the bronze medal at the 1996 Olympic Games in Atlanta.

Bertman has authored two books (Coaching Youth League Baseball and Skip: The Man and the System), produced a motivational video (Motivation and Teamwork: Winning the Big One), and has been a featured speaker and clinician at banquets, civic organizations and youth groups around the country.

Bertman's Era of Excellence as LSU's baseball coach ended in June 2001, but his service to the university continued on a more comprehensive level. On January 19, 2001, the LSU Board of Supervisors paved the way for another Bertman era, as the panel unanimously approved LSU Chancellor Mark Emmert's selection of Bertman to be the school's seventh permanent athletics director since LSU became



Skip Bertman guided the U.S. to the bronze medal at the 1996 Olympics in Atlanta.

a charter member of the Southeastern Conference in 1933. Bertman assumed his duties as athletics director on August 6, 2001.

As athletics director from 2001-08, Bertman supervised a highly successful 20-sport program. With a diverse and talented coaching staff as well as some of the best facilities in the nation, Bertman enhanced LSU's status as one of the elite athletics programs in the country. He hired four coaches who would go on to win national championships at LSU - Les Miles (football), Paul Mainieri (baseball), Dennis Shaver (women's track & field) and Chuck Winstead (men's golf).

In the Hall

Skip Bertman was inducted July 4, 2006 into the College Baseball Hall of Fame in Lubbock, Texas. Bertman was one of 10 members of the Hall's first class.



Skip Bertman served as LSU's director of athletics from 2001-08.



Skip Bertman and his wife, Sandy, acknowledge the Alex Box Stadium crowd after Bertman's final regular-season home game in May 2001.



Skip Bertman was inducted on July 4, 2006 into the College Baseball Hall of Fame in Lubbock, Texas.



Two of the three coaches to win five College World Series titles exchanged greetings during the 1998 CWS: LSU's Skip Bertman and Southern California's Rod Dedeaux.

LSU Superlatives Under Skip Bertman

Five NCAA College World Series Championships
1991, 1993, 1996, 1997, 2000

11 CWS Appearances
1986, 1987, 1989, 1990, 1991, 1993, 1994, 1996, 1997, 1998, 2000

16 NCAA Tournament Berths
1985, 1986, 1987, 1989, 1990, 1991, 1992, 1993, 1994, 1995, 1996, 1997, 1998, 1999, 2000, 2001

Seven Southeastern Conference Championships
1986, 1990, 1991, 1992, 1993, 1996, 1997

Six SEC Tournament Titles
1986, 1990, 1992, 1993, 1994, 2000

Nine SEC Western Division Championships
1985, 1992, 1993, 1994, 1996, 1997, 1998, 2000, 2001

Nine 50-Win Seasons
1986, 1989, 1990, 1991, 1992, 1993, 1996, 1997, 2000



Skip Bertman throws out the ceremonial first pitch at the first game in the New Alex Box Stadium on February 20, 2009.



Coach Bertman with actor Kevin Costner at the 2000 CWS.



Skip Bertman celebrates his first national title in 1991 (above) and his fifth national title in 2000 (below).



Bertman's Big Leaguers

Skip Bertman coached 41 future Major Leaguers during his LSU tenure, including five MLB All-Stars -- outfielder Albert Belle (Indians, White Sox), pitcher Paul Byrd (Phillies), pitcher Brian Wilson (Giants), outfielder Brad Hawpe (Rockies) and infielder Aaron Hill (Blue Jays). Bertman also coached the No. 1 pick in the 1989 MLB Draft, pitcher Ben McDonald, who was selected by the Orioles.

Nine Bertman-coached LSU players have competed on MLB World Series championship teams -- pitcher Mark Guthrie (Twins), pitcher Eddie Yarnall (Yankees), pitcher Randy Keisler (Yankees), pitcher Russ Springer (Diamondbacks), pitcher Curtis Leskanic (Red Sox), pitcher Brian Wilson (Giants), infielder Mike Fontenot (Giants), pitcher Brian Tallet (Cardinals) and infielder Ryan Theriot (Cardinals, Giants).

Bertman Year-by-Year

SEASON	OVERALL RECORD	SEC RECORD	NATIONAL FINISH
1984	32-23	12-12 (3rd, West)	NR
1985	41-18	17-7 (1st, West)	20th
1986	55-14	22-5 (1st)	5th
1987	49-19	12-10 (5th)	4th
1988	39-21	16-11 (5th)	NR
1990	54-19	20-7 (1st)	3rd
1991	55-18	19-7 (1st)	1st
1992	50-16	18-6 (1st)	6th
1993	53-17-1	18-8-1 (1st)	1st
1994	46-20	21-6 (2nd)	7th
1995	47-18	17-12 (5th)	14th
1996	52-15	20-10 (1st)	1st
1997	57-13	22-7 (1st)	1st
1998	48-19	21-9 (2nd)	3rd
1999	41-24-1	18-11-1 (3rd)	14th
2000	52-17	19-10 (2nd)	1st
2001	44-22-1	18-12 (2nd)	9th
TOTALS	870-330-3 (.724)	328-159-2 (.673)	



The Skip Bertman Statue was unveiled in September 2019.

1991

FINAL RECORD: 55-18

PLAYERS

Dale Adams, C
 Adrian Antonini, C
 Tim Bauer, C
 Harry Berrios, OF
 Tiger Blackwell, OF
 Paul Byrd, RHP
 Matt Chamberlain, RHP
 Keyaan Cook, INF
 Rich Cordani, OF
 Luis Garcia, INF
 Pat Garrity, DH
 Mike Graham, OF
 Rick Greene, RHP
 David Herry, RHP
 Gary Hymel, C
 Tookie Johnson, 2B
 Mark LaRosa, LHP
 Bhrett McCabe, RHP
 Chris Moock, 3B
 Gregg Moock, RHP
 Lyle Mouton, RF
 Jared Mula, OF
 Jeff Naquin, RHP
 Mike Neal, INF
 Chad Ogea, RHP
 Ronnie Rantz, LHP
 Armando Rios, CF
 Henri Saunders, RHP
 Andy Sheets, SS
 Mike Sirotko, LHP
 Johnny Tellechea, 1B

COACHES

Skip Bertman - Head Coach
 Smoke Laval - Asst. Coach
 Beetle Bailey - Asst. Coach
 Dan Canevari - Asst. Coach
 Gregg Patterson - Student Asst. Coach

MANAGERS

Russ Rome
 Mike Biandolillo

TRAINERS

Andy Sonnier
 Scott Newman



LSU completed a magnificent 1991 season with a 55-18 record as the Tigers captured their first baseball national title and the 19th overall national championship for the school.

Head coach Skip Bertman directed the Tigers to the 1991 NCAA title after having led his team to the College World Series in five of the past six seasons. Bertman was recognized as the National Coach of the Year by Collegiate Baseball magazine shortly after LSU's World Series victory.

The Tigers became the first team since Miami (Fla.) in 1982 to win the national title without a loss in the NCAA Tournament; LSU won eight consecutive games in the tournament, including four in the South Regional and four in the College World Series.

As a team, the Tigers set a College World Series record by averaging 12 runs per game, breaking the previous mark of 11 per contest established by Notre Dame in 1957.

LSU also set a new Series mark with a team fielding percentage of .993. The Tigers committed only one error in 148 chances.


LSU equaled the College World Series mark for most home runs with nine, tying the record set by Arizona State in 1981. Catcher Gary Hymel blasted four homers, rightfielder Lyle Mouton belted three, designated hitter Pat Garrity contributed one and centerfielder Armando Rios launched a two-run shot in the championship game win over Wichita State.

The Tigers outscored their four Series opponents, 48-15, while recording a team batting average of .329, including five doubles, four triples and nine home runs.

Hymel was named the Most Outstanding Player of the Series, as he batted .500 with four homers and 10 RBI. Hymel finished the season with a .310 batting average and a school-record 25 home runs to go along with 79 RBI. Hymel, Mouton, pitcher



The June 9, 1991, headline of the Baton Rouge Sunday Advocate heralds LSU's CWS title.



All-American Chad Ogea pitched the Tigers to victory in the CWS final against Wichita State.

Chad Ogea and first baseman Johnny Tellechea were named to the College World Series All-Tournament team.

Mouton batted .429 in the Series with three homers and 10 RBI; Ogea earned wins over Florida and Wichita State, compiling a 1.74 ERA in 10 1/3 innings; Tellechea hit .438 with two doubles, one RBI and five runs.

LSU culminated its championship year on July 9, 1991, with a trip to the White House. President George Bush recognized the Tigers in a special Rose Garden ceremony which also honored major league legends Joe DiMaggio and Ted Williams. LSU became only the third collegiate baseball team to receive an invitation to the White House.

(Right) Pitcher Paul Byrd holds the championship trophy during the celebration at Alex Box Stadium.

(Below) President George Bush saluted the Tigers in a Rose Garden ceremony which also honored baseball legends Joe DiMaggio and Ted Williams. The Tigers gave the President an LSU jersey embroidered with the No. 2, Bush's jersey number as a college baseball player at Yale.



1991 COLLEGE WORLD SERIES FACTS

CWS RECORDS SET BY LSU

Team Series

Most Runs Per Game - 12 (48 runs in four games)
Highest Slugging Percentage - .603 (88 total bases/146 at-bats)
Highest Fielding Percentage - .993 (one error in 148 chances)

Team Single Game

Most Players Used (Both Teams) - 38, LSU vs. Florida (June 5)

Team Championship Game

Most Hit Batsmen - 3, LSU vs. Wichita State (June 8)

Championship Game Attendance

16,612 - LSU vs. Wichita State (June 8)

Individual Series

Highest Slugging Percentage - 1.357 (19 total bases/14 at-bats), Gary Hymel

CWS RECORDS TIED BY LSU

Team Series

Most Home Runs - 9 (four games)

Team Championship Game

Most Sacrifice Flies - 1, LSU vs. Wichita State (June 8)
Most Sacrifice Flies (Both Teams) - 2, LSU (1) vs. Wichita St. (1)
Most Hit Batters (Both Teams) - 3, LSU (0) vs. Wichita State (3)

Individual Series

Most Home Runs - 4, Gary Hymel (four games)
Most Hit by Pitch - 3, Gary Hymel (four games)

Individual Championship Game

Most Sacrifice Flies - 1, Rich Cordani, LSU vs. Wichita State

Individual Career

Most Home Runs - 4, Gary Hymel (1990-91)
4, Lyle Mouton (1990-91)

1991 COLLEGE WORLD SERIES ALL-TOURNAMENT TEAM

Catcher Gary Hymel, LSU
First Base Johnny Tellechea, LSU
Second Base Mike McCafferty, Creighton
Third Base Jason Giambi, Long Beach State
Shortstop Kevin Polcovich, Florida
Outfield Lyle Mouton, LSU
Outfield Jim Audley, Wichita State
Outfield Steve Hinton, Creighton
Designated Hitter Mario Linares, Florida
Pitcher Kennie Steenstra, Wichita State
Pitcher Chad Ogea, LSU

MOST OUTSTANDING PLAYER

Gary Hymel, LSU



Assistant Coach Smoke Laval meets with President Bush.



LSU outscored its four CWS opponents, 48-15.

LSU 8, Florida 1 - May 31, 1991

ROSENBLATT STADIUM - OMAHA, NEB.

FLORIDA	AB	R	H	RBI	LSU	AB	R	H	RBI			
Majeski, lf	5	0	2	0	Johnson, 2b	3	2	1	0			
Polcovich, ss	2	0	1	0	Rios, cf	5	1	1	0			
Killen, 1b	4	0	0	0	Mouton, rf	4	3	3	5			
Perry, 3b	4	1	0	0	Cordani, lf	4	0	1	1			
Purvis, rf	4	0	1	0	Hymel, c	2	0	1	1			
Linares, c	3	0	0	0	Garrity, dh	3	1	1	1			
Duva, cf	3	0	0	0	Tellechea, 1b	3	0	2	0			
Bell, ph	1	0	1	0	C. Moock, 3b	4	0	1	0			
Camposano, dh	4	0	0	0	Sheets, ss	3	1	0	0			
Rich, 2b	4	0	1	0	Johnson, 2b	2	0	1	0			
TOTALS	34	1	8	0	TOTALS	31	8	11	8			
Florida	0	0	0	1	0	0	0	0	- 1	8	1	
LSU	1	0	0	2	1	0	4	0	x -	8	11	0

E-Rich. DP-Florida 4, LSU 1. LOB-Florida 9, LSU 6. 2B-Perry (2) 17. 3B-Majeski (3). HR-Mouton 2 (12), Garrity (2). SB-Majeski (24). SF-Hymel.

FLORIDA	IP	H	R	ER	BB	SO
Burke (L, 8-5)	4.0	6	3	3	1	3
Scott	2.0*	3	4	4	2	1
Pricher	1.0	2	1	1	1	0
Bonnano	1.0	0	0	0	0	0
LSU	IP	H	R	ER	BB	SO
Byrd	4.2	4	1	1	3	2
Ogea (W, 13-5)	2.1	1	0	0	0	4
LaRosa	1.0	2	0	0	0	2
Greene	1.0	1	0	0	0	1

* Scott faced three batters in seventh.
HBP-Johnson by Scott, Hymel by Pricher. WP-Burke. PB-Linares. U-Yeast, Patch, Lopina, Hagler. T-2:59. A-12,403.

LSU 15, Fresno State 3 - June 2, 1991

ROSENBLATT STADIUM - OMAHA, NEB.

LSU	AB	R	H	RBI	FRESNO STATE	AB	R	H	RBI					
Johnson, 2b	3	0	0	1	Noel, cf	5	0	1	0					
Neal, 2b	1	0	0	1	Romero, 2b	4	0	0	0					
Rios, cf	5	0	0	0	Wood, ss	4	0	3	0					
Mula, ph-cf	0	0	0	0	Td Johnson, c	4	0	1	0					
Mouton, rf	3	1	1	1	Togher, 1b	4	0	0	0					
Berrios, ph-rf	2	0	0	0	Judice, rf	2	1	0	0					
Cordani, lf	5	1	2	0	Champlin, dh	2	0	0	0					
Hymel, c	4	2	2	3	Bonifazio, ph	1	0	0	0					
Antonini, ph-c	2	0	0	0	E. Greene, ph	0	1	0	0					
Garrity, dh	3	3	1	0	Falco, 3b	4	1	2	2					
Cook, ph	1	1	1	0	Spearman, lf	3	0	0	0					
Tellechea, 1b	5	3	3	1	Brown, ph	1	0	0	1					
C. Moock, 3b	3	1	3	3										
Garcia, 3b	0	1	0	0										
Sheets, ss	4	2	2	4										
TOTALS	41	15	15	14	TOTALS	34	3	7	3					
LSU	0	3	0	4	1	3	0	0	4	-	15	15	1	
Fresno State	0	2	0	0	0	0	0	0	0	1	-	3	7	5

E-Tk Johnson, Spearman, Td Johnson, Judice, Togher, Patterson. DP-LSU 1, FSU 1. LOB-LSU 8, FSU 7. 2B-Tellechea 2 (23), C. Moock (7), Wood (17). 3B-C. Moock (3), Cook (1), Sheets (4). HR-Hymel 2 (23), Falco (11). CS-Mouton. SH-Sheets. SF-Tk Johnson.

LSU	IP	H	R	ER	BB	SO
Sirotko (W, 11-0)	6.0	5	2	2	2	2
LaRosa	2.0	1	0	0	0	0
R. Greene	1.0	1	1	1	1	1
FRESNO STATE	IP	H	R	ER	BB	SO
Saitz (L, 8-6)	3.1	6	7	5	2	2
Salazar	2.1	5	4	4	2	1
Greenlee	0.1*	1	0	0	1	0
Minor	2.0*	3	4	3	1	0
Patterson	1.0	0	0	0	1	2

* Greenlee pitcher to two batters in seventh.
Minor pitched to four batters in ninth. WP-Saitz, R. Greene. U-Rosenberry, Yeast, Pedersen, Lopina. T-2:55. A-16,329.

LSU 19, Florida 8 - June 5, 1991

ROSENBLATT STADIUM - OMAHA, NEB.

LSU	AB	R	H	RBI	FLORIDA	AB	H	R	RBI				
Johnson, 2b	5	4	3	2	Majeski, lf	5	0	1	0				
Rios, cf	3	3	0	1	Polcovich, ss	4	2	3	0				
Mula, ph-cf	1	0	0	0	MacDonald, ss	0	0	0	0				
Mouton, rf	3	2	2	4	Killen, 1b	4	2	2	1				
Berrios, ph-rf	1	1	0	0	Knight, 1b	0	0	0	0				
Cordani, lf	3	1	0	1	Perry, 3b	4	1	3	1				
Hymel, c	5	3	3	6	Russo, 3b	1	0	0	0				
Garrity, dh	4	1	0	0	Purvis, rf	5	1	1	0				
Cook, ph	1	0	0	0	Linares, c	4	2	3	6				
Tellechea, 1b	5	2	2	0	Valdes, 2b	1	0	0	0				
C. Moock, 3b	5	2	2	2	Duva, cf	4	0	0	0				
Garcia, ph-3b	1	0	1	0	Camposano, dh	4	0	0	0				
Sheets, ss	5	0	0	0	Rich, 2b	3	0	0	0				
Neal, ph-ss	1	0	1	0	Bell, c	1	0	0	0				
TOTALS	43	19	14	16	TOTALS	40	8	13	8				
LSU	3	0	0	5	5	3	0	0	3	-	19	14	0
Florida	2	0	0	0	2	0	3	1	0	-	8	13	3

E-Polcovich, Purvis, Valdes. LOB-LSU 10, Florida 8. 2B-C. Moock (8), Killen (15). HR-Hymel 2 (25), Linares 2 (14), Mouton (13). SB-Rios (4), Polcovich (20), Perry (9). SF-Cordani.

LSU	IP	H	R	ER	BB	SO
Byrd (W, 8-3)	5.0	9	4	4	2	5
Ogea	1.0	0	0	0	0	0
LaRosa	1.0	3	3	3	0	1
Herry	1.0	1	1	1	1	2
Greene	1.0	0	0	0	0	2
FLORIDA	IP	H	R	ER	BB	SO
Corbitt (L, 2-1)	3.1	6	8	8	4	1
Bonanno	0.2*	1	2	2	1	0
Pricher	4.0	4	6	3	3	3
Brennan	0.0*	1	3	2	1	0
McClellan	1.0	2	0	0	1	2

* Bonanno pitched to two batters in fifth. Brennan pitched to three batters in ninth.
HBP-Mouton and Hymel by Bonnano. WP-Herry, McClellan. PB-Hymel. U-Patch, Lopina, Rosenberry, Yeast. T-3:35. A-13,613.

LSU 6, Wichita State 3 - June 8, 1991

ROSENBLATT STADIUM - OMAHA, NEB.

LSU	AB	R	H	RBI	WICHITA STATE	AB	R	H	RBI			
Johnson, 2b	4	1	1	0	Hall, 2b	3	1	2	0			
Rios, cf	3	3	2	2	Wimmer, ss	4	0	1	0			
Mouton, rf	4	2	0	0	Audley, cf	3	1	0	1			
Cordani, lf	4	0	1	3	Mirabelli, c	3	0	0	0			
Hymel, c	3	0	1	0	T. Dreifort, rf	3	0	1	1			
Garrity, dh	4	0	2	1	Jones, 3b	3	0	0	0			
Tellechea, 1b	3	0	0	0	McClighn, dh	1	0	0	0			
C. Moock, 3b	3	0	0	0	D. Dreifort, dh	3	0	0	0			
Sheets, ss	3	0	1	0	White, 1b	4	0	0	0			
					Tilma, lf	3	1	1	1			
TOTALS	31	6	8	6	TOTALS	30	3	5	3			
LSU	2	2	0	2	0	0	0	0	0	- 6	8	0
Wichita State	1	0	0	1	0	0	0	1	0	- 3	5	1

E-Green. DP-LSU 1, WSU 3. LOB-LSU 7, WSU 5. 2B-Rios (11). 3B-Cordani (3). HR-Rios (4), Tilma (6). SB-Hall 3 (59), Wimmer (54). SF-Cordani, T. Dreifort.

LSU	IP	H	R	ER	BB	SO
Ogea (W, 14-5)	7.0*	4	3	2	4	3
Greene (S, 14)	2.0	1	0	0	0	2
WICHITA STATE	IP	H	R	ER	BB	SO
Green (L, 11-2)	3.0*	5	4	4	3	3
D. Dreifort	4.1	3	2	2	2	1
Bluma	1.2	0	0	0	0	2

* Ogea pitched to two batters in eighth. Green pitched to one batter in fourth.
HBP-Hymel by Green. Rios and C. Moock by D. Dreifort. PB-Hymel. U-Hagler, Patch, Rosenberry, Pedersen, Lopina, Yeast. T-2:54. A-16,612.

1993

FINAL RECORD: 53-17-1

PLAYERS

Kevin Ainsworth, OF
 Adrian Antonini, C
 Wade Bagley, C
 Scott Berardi, C
 Harry Berrios, OF
 Dustin Brandon, INF
 Matt Chamberlain, RHP
 Chad Cooley, OF
 Brian Daugherty, INF
 Jim Greely, OF
 Ryan Huffman, OF
 Will Hunt, LHP
 Kenny Jackson, 1B
 Russ Johnson, SS
 Tim Lanier, C
 Brett Laxton, RHP
 Antonio Leonardi-Cattolica, RHP
 Matt Malejko, RHP
 Bhrett McCabe, RHP
 Gregg Moock, RHP
 Warren Morris, INF
 Jeff Naquin, RHP
 Mike Neal, OF
 Ronnie Rantz, LHP
 Armando Rios, OF
 Trey Rutledge, RHP
 Henri Saunders, RHP
 Scott Schultz, RHP
 Tom Schwier, INF
 Mike Sirotko, LHP
 Mark Stocco, OF
 Sean Teague, RHP
 Todd Walker, 2B
 Kevin Ward, C
 Jason Williams, 3B
 Brad Wilson, INF
 Brian Winders, RHP

COACHES

Skip Bertman - Head Coach
 Smoke Laval - Asst. Coach
 Mike Bianco - Asst. Coach
 Beetle Bailey - Admin. Assistant
 Rick Smith - Volunteer Asst. Coach

MANAGERS

Dirck Decoteau
 Jason Decoteau

TRAINERS

Jim Mensch
 Stacy LeCompte



A century of baseball excellence was culminated in June, 1993, as LSU captured its second NCAA title in three years with an 8-0 victory over Wichita State in the College World Series final. In the 100th anniversary season of the Fighting Tiger program, head coach Skip Bertman and his players reinforced LSU's status as the nation's premier baseball power.

The Tigers began the 1993 campaign as the nation's No. 1 team in all three of the college baseball polls. The Tigers' pre-conference scheduled featured a 12-game winning streak which extended through the month of March as LSU prepared to defend its SEC title. The Tigers' drive to win their fourth straight league crown was spearheaded by Todd Walker, who established an SEC single-season record with a 33-game hitting streak. The regular-season also featured a "Turn Back the Clock" game against Tulane in Alex Box Stadium, as players from both teams wore old-fashioned uniforms and used wooden bats. The Tigers defeated the Green Wave 6-3 in a game which commemorated LSU's 100-year baseball history.

LSU went on to become the first team in league annals to win four straight SEC championships and, after a 9-4 win over South Alabama in the NCAA

South Regional final at Alex Box Stadium, the Tigers advanced to the College World Series for the sixth time in eight seasons.

The Tigers returned to Omaha's Rosenblatt Stadium for another National Championship crusade. The fifth-seeded Tigers disposed of fourth-seeded Long Beach State to open the Series as left fielder Jim Greely launched two home runs and collected a personal-best five RBI. Left-hander Mike Sirotko handcuffed the 49ers with a three-hit, nine strikeout performance.

LSU posted a furious rally against top-seeded Texas A&M in the next round, overcoming a 7-2 deficit and grabbing a 9-8 lead on an eighth inning single by Armando Rios. Then, with the bases loaded, Todd Walker provided one of the series' most scintillating moments, unloading his third grand slam of the season to cap the 13-8 triumph.

The momentum generated by the win over the Aggies was vanquished three days later as Long Beach State rallied for an improbable 10-8 victory, striking for four runs in their final at-bat.

Now LSU faced a third meeting with Long Beach, with the winner advancing to the World Series championship game. The Tigers, on the strength of a two-run double by Rios, tied the game 5-5 in the bottom of the ninth before Walker



The June 13, 1993, headline of the Baton Rouge Advocate heralds LSU's second CWS title.



Team captain Mike Neal proclaims LSU No. 1 after the Tigers' 8-0 victory over Wichita St.



(Left) The 1993 National Champions were honored with a celebration in Tiger Stadium the morning after the CWS triumph.

(Below) Todd Walker (left), Brett Laxton (center) and Skip Bertman met with CBS reporter Lesley Visser after the CWS title game.



Mike Sirotka recorded two complete-game victories in the 1993 CWS.

delivered the game-winning single for a thrilling 6-5 victory. LSU was one victory away from fulfilling a season-long dream.

LSU faced Wichita State in the national championship game for the second time in three years, and unlike the first meeting in 1991, this game offered little suspense. Todd Walker's two-run homer in the first inning began LSU's surge to another World Series title. LSU added three runs in the second inning as Armando Rios sandwiched a sacrifice fly between RBI singles by Walker and by Jason Williams.

While the Tigers bolted to the big lead, freshman right-hander Brett Laxton was in the process of making College World Series history. Relying primarily on an exploding fastball with an occasional paralyzing slider, Laxton set a CWS championship game record with 16 staggering strikeouts. Laxton limited Wichita State to a mere three hits while retiring 16 of the final 20 Shocker batters, including Wichita State's last hope, outfielder Carl Hall, who flied weakly to Harry Berrios in right field to conclude the Tigers' 8-0 triumph. For the second time in three years, an unquenchable desire for victory was LSU's



The Tigers won their second NCAA title in the 100th anniversary season of LSU Baseball.

most prominent characteristic as it catapulted the Tigers to college baseball's summit.

Todd Walker was named the Most Outstanding Player of the Series and was joined on the All-Tournament team by Mike Sirotko, Brett Laxton, Adrian Antonini, Jim Greely and Armando Rios. Walker, the 1993 SEC Player of the Year, recorded a conference-record 102 RBI on the season and surpassed Albert Belle as LSU's all-time RBI leader with 175.

Mike Sirotko ended a fantastic four-year career as LSU's career leader in innings pitched with 372. He tied Ben McDonald's school record with 10 complete games, including eight in his final nine starts. Laxton's dazzling performance in the national title game capped a phenomenal season as the National Freshman of the Year was 12-1 with an SEC-best 1.98 ERA.

The 1993 team was expertly guided by Skip Bertman, who for the third time in his 10-year career was named National Coach of the Year. The Tigers completed the year with a 53-17-1 record, marking LSU's fifth-straight 50-win season, a feat unmatched by any other school.

1993 COLLEGE WORLD SERIES FACTS

CWS RECORDS SET BY LSU

Individual Championship Game

Most Strikeouts - 16, Brett Laxton, LSU vs. Wichita State
Most Sacrifice Flies - 2, Armando Rios, LSU vs. Wichita State

CWS RECORDS TIED BY LSU

Team Championship Game

Most Sacrifice Flies - 2, LSU vs. Wichita State
Most Strikeouts (Both Teams) - 22, LSU vs. Wichita State

INDIVIDUAL CHAMPIONSHIP GAME

Fewest Hits Allowed- 3, Brett Laxton, LSU vs. Wichita State
Most Putouts - 16, Adrian Antonini, LSU vs. Wichita State

1993 COLLEGE WORLD SERIES ALL-TOURNAMENT TEAM

Catcher	Adrian Antonini, LSU
First Base	Hunter Triplett, Oklahoma State
Second Base.....	Todd Walker, LSU
Third Base.....	Casey Blake, Wichita State
Shortstop	Jason Adams, Wichita State
Outfield	Jim Greely, LSU
Outfield	Jason Heath, Oklahoma State
Outfield	Armando Rios, LSU
Designated Hitter.....	Jeff Liefer, Long Beach State
Pitcher	Brett Laxton, LSU
Pitcher	Mike Sirotko, LSU

MOST OUTSTANDING PLAYER

Todd Walker, LSU

LSU 7, Long Beach State 1 - June 4, 1993**ROSENBLATT STADIUM - OMAHA, NEB.**

LSU	AB	R	H	RBI	LONG BEACH ST.	AB	R	H	RBI
Williams, 3b	3	0	1	0	Cradle, cf	4	0	1	0
Rios, cf	4	1	0	0	Martins, 2b	3	0	1	0
Johnson, ss	5	1	3	2	Swanson, 1b	3	0	0	0
Walker, 2b	4	0	0	0	Davis, ph	1	0	0	0
Berrios, rf	4	0	1	0	Curtis, rf	3	0	0	0
Neal, dh	4	1	1	0	Smith, dh	3	0	0	0
Antonini, c	2	1	0	0	Rodriguez, ss	3	0	0	0
Huffman, pr	0	1	0	0	Davison, lf	3	0	0	0
Berardi, c	0	0	0	0	Whatley, c	3	1	1	0
Greely, lf	4	2	2	5	Falsken, 3b	3	0	0	0
Jackson, 1b	4	0	0	0					
TOTALS	34	7	8	7	TOTALS	29	1	3	0
LSU	0	0	0	0	0	0	3	2	2
Long Beach St.	0	0	0	0	0	1	0	0	1

E-Falsken, Sirotko. DP-LSU 1, LBS 2. LOB-LSU 6, LBS 2. 2B-Cradle (13), Whatley (8), Neal (19). HR-Greely 2 (5), Johnson (8). SB-Williams (12). CS-Martins.

LSU	IP	H	R	ER	BB	SO
Sirotko (W, 11-5)	9.0	3	1	0	0	9
LONG BEACH ST.	IP	H	R	ER	BB	SO
Choi (L, 16-2)	7.1	5	5	5	4	3
Gonzalez	0.2	1	0	0	0	0
Goldstein	0.1	1	2	2	2	1
Wise	0.2	1	0	0	0	0

WP-Choi, Gonzalez. U-Jenkins, Thompson, Garman, L'Heureux. T-2:40. A-16,963.

LSU 13, Texas A&M 8 - June 6, 1993**ROSENBLATT STADIUM - OMAHA, NEB.**

TEXAS A&M	AB	R	H	RBI	LSU	AB	R	H	RBI
Harlan, lf	4	2	2	1	Williams, 3b	5	2	0	0
Harris, ss	5	1	1	1	Rios, cf	4	3	2	2
Thomas, cf	5	1	2	1	Johnson, ss	3	2	1	0
Curl, 1b	5	2	1	0	Walker, 2b	4	3	1	6
Lewis, c	5	1	1	1	Berrios, rf	5	0	1	2
Trimble, dh	1	1	1	0	Neal, dh	3	1	1	1
Minor, ph-dh	3	1	1	1	Greely, lf	3	0	2	0
Gonzalez, 2b	4	0	1	0	Cooley, pr-lf	0	0	0	0
Fedora, 3b	3	1	3	3	Antonini, c	3	1	1	0
Claybrook, rf	2	0	0	0	Jackson, 1b	4	1	1	1
Smith, ph-rf	2	0	0	0					
TOTALS	39	8	13	8	TOTALS	34	13	10	12
Texas A&M	0	0	0	2	5	1	0	0	0
LSU	0	0	0	2	4	0	1	6	x

E-Harris 2, Curl, Lewis, Greely, Moore, Walker. DP-A&M 2. LOB-A&M 14, LSU 4. 2B-Trimble (10), Harris (9), Jackson (17). HR-Walker (20). SB-Thomas (21). SF-Neal, Fedora.

TEXAS A&M	IP	H	R	ER	BB	SO
Moore	6.2	5	7	3	5	6
Clemons (L, 6-2)	1.1	5	6	6	1	0
LSU	IP	H	R	ER	BB	SO
Laxton	4+	7	4	4	3	4
Hunt	1.0	2	3	3	3	0
Malejko	1+	2	1	0	0	1
Schultz (W, 7-3)	2+	2	0	0	1	4
Rutledge	1.0	0	0	0	0	0

Laxton pitched to two batters in fifth. Malejko pitched to one batter in seventh. Schultz pitched to one batter in ninth.
HBP-Curl by Hunt, Harlan by Malejko. WP-Moore 2, Laxton, Schultz. U-Graham, Jenkins, January, Garman. T-3:43. A-18,316.

Long Beach State 10, LSU 8 - June 9, 1993**ROSENBLATT STADIUM - OMAHA, NEB.**

LSU	AB	R	H	RBI	LONG BEACH ST.	AB	R	H	RBI
Williams, 3b	4	0	0	0	Cradle, cf	5	0	1	0
Rios, cf	4	1	2	1	Martins, 2b	3	2	0	0
Johnson, ss	4	1	1	0	Swanson, lf	3	2	2	1
Walker, 2b	3	1	0	0	Davis, ph-lf	1	1	1	2
Berrios, rf	5	1	1	0	Curtis, rf	4	2	2	2
Neal, dh	4	2	1	0	Liefer, dh	4	2	3	3
Greely, lf	4	1	3	2	Rodriguez, ss	5	0	1	1
Antonini, c	3	0	1	1	Smith, 1b	3	1	2	1
Jackson, 1b	4	1	1	0	Whatley, c	3	0	1	0
					Falsken, 3b	2	0	1	1
TOTALS	35	8	10	4	TOTALS	33	10	14	10

LSU	0	2	0	0	0	6	0	0	0	8	10	1
Long Beach St.	1	1	0	0	3	0	1	4	x	10	14	2

E-Johnson, Martins 2. DP-LSU 2, LBS 1. LOB-LSU 8, LBS 9. 2B-Berrios (22), Greely (9), Smith (8). 3B-Greely (1). HR-Liefer (12), Davis (5), Curtis (12). SB-Rios 2 (20), Liefer (8). CS-Rios, Smith 2, Antonini. SH-Whatley. SF-Smith.

LSU	IP	H	R	ER	BB	SO
Chamberlain	4.1	6	5	4	4	2
Hunt	2.2+	4	2	2	2	1
Sirotko (L, 11-6)	1.0	4	3	3	0	0
LONG BEACH STATE	IP	H	R	ER	BB	SO
Fontes	2.0	2	2	2	2	1
Goldstein	3.2	7	5	3	4	5
Gonzalez (W, 4-2)	3.1	1	1	0	2	4

Hunt pitched to one batter in eighth.
HBP-Falsken by Chamberlain, Liefer by Hunt. WP-Goldstein. U-Graham, January, Jenkins, Garman. T-3:28. A-13,727.

LSU 6, Long Beach State 5 - June 11, 1993**ROSENBLATT STADIUM - OMAHA, NEB.**

LONG BEACH ST.	AB	R	H	RBI	LSU	AB	R	H	RBI
Cradle, cf	2	1	0	0	Williams, 3b	4	2	2	0
Martins, 2b	4	1	1	0	Rios, cf	5	2	3	3
Davis, lf	5	1	1	2	Johnson, ss	3	0	1	0
Curtis, rf	4	0	1	0	Walker, 2b	5	1	4	3
Smith, 1b	4	0	2	0	Berrios, rf	4	0	1	0
Richardson, ph	1	1	0	0	Neal, dh	4	0	2	0
Swanson, 1b	0	0	0	0	Greely, lf	4	0	0	0
Liefer, dh	4	1	2	0	Antonini, c	4	0	1	0
Whatley, c	3	0	1	0	Huffman, pr	0	1	0	0
Rodriguez, ss	3	0	0	0	Jackson, 1b	3	0	0	0
Falsken, 3b	5	0	1	1	Stocco, ph	1	0	0	0
TOTALS	35	5	9	3	TOTALS	37	6	14	6
Long Beach St.	2	0	1	0	0	0	0	2	5
LSU	0	1	0	0	0	1	1	0	3

One out when winning run scored.
E-Rios, Johnson, Sirotko, Whatley, Williams 2. DP-LBS 2. LOB-LBS 13, LSU 9. 2B-Smith 2 (10), Rios 2 (13). HR-Davis (6), Walker (21). SB-Curtis (5). CS-Cradle. SH-Whatley 2, Rodriguez 2.

LONG BEACH STATE	IP	H	R	ER	BB	SO
Fontana	6.2	10	3	3	1	3
Gonzalez (L, 4-3)	1.2	4	3	3	2	1
LSU	IP	H	R	ER	BB	SO
Sirotko (W, 12-6)	9.0	9	5	2	6	8

WP-Gonzalez. U-January, L'Heureux, Graham, Thompson. T-3:12. A-12,388.

LSU 8, Wichita State 0 - June 12, 1993**ROSENBLATT STADIUM - OMAHA, NEB.**

WICHITA STATE	AB	R	H	RBI	LSU	AB	R	H	RBI
Hall, rf	5	0	0	0	Williams, 3b	3	1	1	1
Adams, ss	4	0	1	0	Rios, cf	3	0	1	4
Taylor, cf	2	0	0	0	Johnson, ss	3	1	1	0
Smith, 1b	4	0	0	0	Walker, 2b	4	1	2	3
Dreifort, dh-p	3	0	1	0	Berrios, rf	4	0	2	0
J. Jackson, 2b	4	0	0	0	Neal, dh	4	1	1	0
Blake, 3b	3	0	0	0	Greely, lf	2	2	1	0
Tilma, lf	3	0	1	0	Huffman, lf	0	0	0	0
McCullough, c	2	0	0	0	Antonini, c	2	1	0	0
Lewallen, ph	1	0	0	0	K. Jackson, 1b	3	1	1	0
Wheeler, c	0	0	0	0					
Mills, ph	1	0	0	0					
TOTALS	32	0	3	0	TOTALS	28	8	10	8
Wichita St.	0	0	0	0	0	0	0	0	3
LSU	2	3	2	0	0	0	1	x	8

E-Greely, K. Jackson. DP-WSU 2. LOB-WSU 10, LSU 7. 2B-K. Jackson (18). HR-Walker (22). SB-Greely (3), Johnson (19). SH-K. Jackson, Williams. SF-Rios 2.

WICHITA STATE	IP	H	R	ER	BB	SO
Wyckoff (L, 5-3)	1.1	3	5	5	3	0
Dreifort	1.2	4	2	2	2	2
Baird	5.0	3	1	1	1	4
LSU	IP	H	R	ER	BB	SO
Laxton (W, 12-1)	9.0	3	0	0	5	16

HBP-Antonini by Dreifort. U-Garman, January, Graham, Jenkins, Thompson, L'Heureux. T-2:52. A-20,268.

1996

FINAL RECORD: 52-15

PLAYERS

Jason Albritton, RHP
 T.J. Arnett, RHP
 Tom Bernhardt, OF
 Eric Berthelot, LHP
 John Blancher, INF
 Justin Bowles, RF
 Matt Colvin, LHP
 Patrick Coogan, RHP
 Chad Cooley, LF
 Casey Cuntz, INF
 Brian Daugherty, RHP
 Chris Demouy, LHP
 Nathan Dunn, 3B
 Jake Esteves, RHP
 Eddy Furniss, 1B
 Dan Guillory, RHP
 Jeff Harris, RHP
 James Hemphill, OF
 Conan Horton, C
 Sonny Knoll, RHP
 Mike Koerner, CF
 Tim Lanier, C
 Brett Laxton, RHP
 Antonio Leonardi-Cattolica, RHP
 Trey McClure, INF
 Jeramie Moore, 1B
 Warren Morris, 2B
 Joey Painich, RHP
 Keith Polozola, INF
 Kevin Shipp, RHP
 Jeremy Tyson, RHP
 Kevin Ward, C
 Jason Williams, SS
 Brad Wilson, DH
 Jeremy Witten, OF
 Eddie Yarnall, LHP

COACHES

Skip Bertman - Head Coach
 Jim Schwanke - Assistant Coach
 Mike Bianco - Assistant Coach
 Dan Canevari - Admin. Assistant
 Daniel Tomlin - Volunteer Assistant Coach

MANAGERS

Mike Boniol
 Jimmy Goins
 Wes Penn

TRAINERS

Jim Mensch
 Lara McNeely



Second baseman Warren Morris launched a two-out, two-run homer in the bottom of the ninth inning to lift LSU to a pulsating 9-8 victory over Miami (Fla.) in the 1996 College World Series final. The blast marked the first time in the 50-year history of the CWS that a team had won the national championship with a homer in the bottom of the ninth.

As the ball cleared the right-field fence and landed in the third row of the bleachers, Morris raised his arms into the air triumphantly as he rounded first base. Upon reaching home plate, he was mobbed by his jubilant teammates and cheered by 23,905 fans who had just witnessed the greatest finish in CWS annals.

The LSU Tigers, for the third time in six seasons, were the champions of collegiate baseball.

Fittingly, it was the only home run of the season for Morris, as the Alexandria, La., native had missed 39 games due to a broken hamate bone in his right hand. He returned to the LSU lineup for the NCAA South II Regional, and he led the Tigers to eight straight victories, with the final win giving his team the national title.

LSU became just the seventh school to win three or more CWS titles in the 50-year history

of the event, and Skip Bertman became only the sixth coach to win three or more baseball national championships. LSU also became only the third school to win three national titles in one decade (1991, 1993, 1996).


The CWS championship capped a long list of achievements for the 1996 Tigers, including establishing an SEC record with 131 home runs on the season. The Tigers posted a 52-15 record, marking LSU's sixth 50-win season in eight years and the seventh in school history. LSU recorded a 20-10 SEC mark, sharing the conference title with Florida and Alabama.

Shortstop Jason Williams became the SEC career leader in runs scored (270), and he became LSU's all-time hits leader with 327. First baseman Eddy Furniss, a first-team all-America selection, set the SEC single-season mark for RBI (103) and the LSU single-season home run record (26). Pitcher Eddie Yarnall was also a first-team all-America choice, as he posted an 11-1 record, including two victories in the College World Series.


Furniss and pitcher Chris Demouy were named Academic all-Americans; Furniss had a 3.7 gpa in pre-medicine and Demouy a 3.8 gpa in management. Seven Tigers earned Academic



The June 9, 1996, headline of the Baton Rouge Sunday Advocate heralds LSU's CWS title.



All-American Eddie Yarnall earned CWS victories over Wichita State and Florida.



(Left) Seniors Chad Cooley (left) and Tim Lanier display the gold jersey LSU wore during its national title drive. The jerseys were later auctioned by the Tiger Athletic Foundation, raising \$38,000 for LSU Baseball.



Warren Morris presents his CWS home run bat to LSU athletic director Joe Dean as head coach Skip Bertman looks on. The presentation was made in Alex Box Stadium prior to Team USA's summer tour game versus Australia on June 20, 1996.



Justin Bowles was named to the CWS All-Tournament team.

all-SEC recognition, including Furniss, Demouy, Morris (3.5 gpa in zoology), catcher Tim Lanier (3.6 in kinesiology), designated hitter Brad Wilson (3.0 in general studies), catcher Kevin Ward (3.6 in electrical engineering) and pitcher Brian Daugherty (3.1 in kinesiology).

For the third time in six seasons, Bertman was named National Coach of the Year, an honor he received from Collegiate Baseball, Baseball America and the American Baseball Coaches Association.

LSU was No. 1 in the grandstand as well, as the Tigers led the nation in attendance by drawing a school-record 226,805 fans to Alex Box Stadium.

It was a remarkable season, culminated by arguably the greatest moment in LSU athletic history, a decisive swing of the bat by Warren Morris, who magnificently added his name to the list of Tiger legends.

1996 COLLEGE WORLD SERIES FACTS

CWS RECORDS SET BY LSU

Attendance

Session -- 23,905, LSU vs. Miami (Fla.)

Hits

Both Teams, Championship Game -- 29, LSU vs. Miami (Fla.)

Sacrifice Flies

Both Teams, Championship Game -- 5, LSU vs. Miami (Fla.)

Game Time

Championship Game (9-inning game) -- 3:19, LSU vs. Miami (Fla.)

CWS RECORDS TIED BY LSU

Saves

Series -- 3, LSU

Doubles

Both Teams, Championship Game -- 6, LSU vs. Miami (Fla.)

1996 COLLEGE WORLD SERIES ALL-TOURNAMENT TEAM

Catcher	Tim Lanier, LSU
First Base	Chris Moller, Alabama
Second Base	Rudy Gomez, Miami (Fla.)
Third Base	Pat Burrell, Miami (Fla.)
Shortstop	Alex Cora, Miami (Fla.)
Outfield	Justin Bowles, LSU
Outfield	Michael DeCelle, Miami (Fla.)
Outfield	Brad Wilkerson, Florida
Designated Hitter	Chuck Hazzard, Florida
Pitcher	J.D. Arteaga, Miami (Fla.)
Pitcher	Eddie Yarnall, LSU

MOST OUTSTANDING PLAYER

Pat Burrell, Miami (Fla.)

1996 CWS Box Scores

LSU 9, Wichita State 8 - June 1, 1996

ROSENBLATT STADIUM - OMAHA, NEB.

LSU	AB	R	H	RBI	WICHITA STATE	AB	R	H	RBI
Williams, ss	4	1	1	1	Young, cf	4	2	1	0
Koerner, cf	5	0	2	0	Wyckoff, lf/p	3	2	0	0
Dunn, 3b	5	1	1	0	Blake, 3b	6	1	1	0
Furniss, 1b	4	1	0	0	McCullough, 1b	4	0	1	1
Moore, 1b	0	0	0	0	Ryan, dh/lf	4	0	1	1
Cooley, lf	4	1	2	0	Looper, p	0	0	0	0
Wilson, dh	5	1	1	1	Thomas, ph	1	0	0	0
Bowles, rf	2	3	1	0	Stine, rf	3	1	1	1
Lanier, c	4	1	2	5	Reese, c	5	0	0	0
Morris, 2b	3	0	1	2	Sorensen, ss	4	1	2	2
					Hooper, 2b	4	0	2	0
TOTALS	36	9	11	9	TOTALS	39	8	12	8

LSU	1	1	5	0	2	0	0	0	0	9	11	4
Wichita State	0	0	1	0	2	1	1	2	1	8	12	1

E-Williams, Dunn, Esteves, McCullough. DP-LSU 1, Wichita State 1. LOB-LSU 8, Wichita State 15. 2B-Morris (2), McCullough (18), Stine (22). HR-Williams (6), Lanier (5), Blake (22), Sorensen (4). SB-Cooley (16), Bowles 2(12), Young 2(68), Ryan (3). CS-Young. SF-Morris, Stine

LSU	IP	H	R	ER	BB	SO
Yarnall (W, 12-1)	5.2	9	4	3	5	5
Esteves	0.2	0	1	0	1	0
Demouy	0.2+	2	2	2	1	1
Coogan	1.0+	1	1	1	2	2
Shipp (S, 1)	1.0	0	0	0	1	1

WICHITA STATE	IP	H	R	ER	BB	SO
Baird (L, 7-6)	2.2	5	6	2	3	3
Bauer	3.0	5	3	3	2	2
Wyckoff	3.0	1	0	0	2	6
Looper	0.1	0	0	0	0	1

Demouy pitched to two batters in the 8th. Coogan pitched to two batters in the 9th.
WP-Shipp. PB-Reese. U-Christal, McKinney, Graham, Thompson. T-3:54. A-22,154.

LSU 9, Florida 4 - June 3, 1996

ROSENBLATT STADIUM - OMAHA, NEB.

FLORIDA	AB	R	H	RBI	LSU	AB	R	H	RBI
D. Eckstein, 2b	5	1	2	1	Williams, ss	3	1	0	0
Ellis, 3b	3	0	0	0	Koerner, cf	3	1	1	3
Rigdon, p	0	0	0	0	Dunn, 3b	5	1	1	1
Medina, ph	1	0	0	1	Furniss, 1b	3	0	1	0
Roll, p	0	0	0	0	Moore, 1b	0	0	0	0
Wilkerson, rf/p	4	0	1	0	Cooley, lf	5	1	2	2
Hazzard, dh/1b	4	0	2	0	Wilson, dh	4	0	0	0
Tamargo, ss	5	0	0	0	Bowles, rf	3	2	2	1
Castaldo, c	4	0	0	0	Lanier, c	3	2	2	1
Duncan, 1b	2	1	1	0	Morris, 2b	4	1	2	1
Walsh, rf	1	0	0	0					
R. Eckstein, 3b	2	1	1	0					
Chism, cf	4	1	2	0					
Ogle, lf	2	0	0	0					
TOTALS	37	4	9	2	TOTALS	33	9	11	9

Florida	1	2	0	0	0	0	0	1	0	4	9	1
LSU	0	2	0	2	0	0	3	2	x	9	11	5

E-Ellis, Williams, Dunn, Furniss, Laxton 2. DP-Florida 1, LSU 1. LOB-Florida 12, LSU 8. 2B-Lanier. 3B-Lanier. HR-D. Eckstein (9), Koerner (12), Cooley (14), Bowles (22). SB-Wilkerson (14), Chism (13), Williams (7), Morris (4). CS-Williams. S-Ogle. SF-Koerner.

FLORIDA	IP	H	R	ER	BB	SO
Rodriguez (L, 4-1)	3.0+	7	4	4	1	0
Wilkerson	3.2	3	3	3	3	3
Rigdon	0.1	0	0	0	1	0
Roll	1.0	1	2	2	2	0

LSU	IP	H	R	ER	BB	SO
Laxton (W, 8-2)	5.1	6	3	1	4	4
Shipp (S, 2)	3.2	3	1	0	1	4

Rodriguez pitched to two batters in the fourth.
WP-Roll, Wilkerson. U-Christal, McKinney, Jones, Gillmore. T-3:38. A-13,000.

LSU 2, Florida 1 - June 6, 1996

ROSENBLATT STADIUM - OMAHA, NEB.

FLORIDA	AB	R	H	RBI	LSU	AB	R	H	RBI
D. Eckstein, 2b	5	0	1	1	Williams, ss	4	0	0	0
Ellis, 3b	3	0	1	0	Koerner, cf	4	0	1	0
Wilkerson, rf	4	0	2	0	Dunn, 3b	4	1	1	0
Hazzard, dh	4	0	1	0	Furniss, 1b	4	1	1	0
Tamargo, ss	4	0	1	0	Moore, 1b	0	0	0	0
Castaldo, c	3	0	1	0	Cooley, lf	3	0	1	0
Duncan, 1b	2	1	0	0	Wilson, dh	3	0	0	1
Haight, lf	2	0	0	0	Bowles, rf	4	0	1	1
Ogle, lf	1	0	0	0	Lanier, c	3	0	0	0
Chism, cf	3	0	0	0	Morris, 2b	2	0	0	0
Walsh, ph	1	0	0	0					
TOTALS	32	1	7	1	TOTALS	31	2	5	2

Florida	0	0	0	0	1	0	0	0	0	1	7	3
LSU	0	1	0	0	0	1	0	0	x	2	5	1

E-Wilkerson, Duncan, Haight, Yarnall. LOB-Florida 9, LSU 9. 2B-Castaldo, Koerner. CS-Hazzard, Duncan.

FLORIDA	IP	H	R	ER	BB	SO
Kaufman (L, 11-5)	5.1	4	2	1	1	6
Rigdon	2.2	1	0	0	1	1

LSU	IP	H	R	ER	BB	SO
Yarnall (W, 11-1)	7.2	7	1	1	5	8
Coogan	0.1	0	0	0	0	0
Demouy	0.1	0	0	0	0	0
Esteves (S, 2)	0.2	0	0	0	0	0

HBP-Morris by Kaufman, Wilson by Kaufman. U-Gillmore, Graham, McKinney, Thompson. T-3:06. A-17,212.

LSU 9, Miami 8 - June 8, 1996

ROSENBLATT STADIUM - OMAHA, NEB.

MIAMI	AB	R	H	RBI	LSU	AB	R	H	RBI
Grimmett, cf	3	2	0	0	Williams, ss	4	0	1	0
Gomez, 2b	5	1	3	0	Koerner, cf	4	1	2	2
Burrell, 3b	4	1	1	1	Dunn, 3b	4	1	2	2
Rivero, rf/lf	3	1	1	1	Furniss, 1b	4	0	2	1
DeCelle, lf	4	0	2	3	Cooley, lf	5	0	1	0
Moore, rf	0	0	0	0	Wilson, dh	5	1	1	0
Marcinczyk, 1b	5	2	2	0	Bowles, rf	5	0	2	0
Cora, ss	5	0	3	3	Lanier, c	3	2	1	0
Saggese, dh	5	0	2	0	Morris, 2b	4	4	3	2
Gargiulo, c	3	1	0	0					
TOTALS	37	8	14	8	TOTALS	38	9	15	7

Miami	2	0	0	0	3	2	0	0	1	8	14	2
LSU	0	0	3	0	0	0	2	2	2	9	15	2

Two outs, 1 runner on when game ended.

E-Burrell, Rivero, Dunn, Furniss. LOB-Miami 9, LSU 10. 2B-Marcinczyk, Cora, Saggese, Wilson, Bowles, Morris. 3B-Cora. HR-Morris (1). SB-Gomez (28), Koerner (24), Lanier (2). CS-Koerner. S-Grimmett, Morris. SF-Burrell, Rivero, DeCelle, Koerner, Dunn.

MIAMI	IP	H	R	ER	BB	SO
Arteaga	6.2	10	5	3	2	7
Morrison (L, 4-2)	2.0	5	4	4	2	2

LSU	IP	H	R	ER	BB	SO
Shipp	5.2	11	7	5	3	3
Coogan (W, 6-0)	3.1	3	1	1	0	1



The 1996 Tigers overcame a 7-3 deficit to defeat Miami in the CWS title game.

1997

FINAL RECORD: 57-13

PLAYERS

Kurt Ainsworth, RHP
 Jason Albritton, RHP
 Blair Barbier, 2B
 Bryon Bennett, OF
 Tom Bernhardt, OF
 Eric Berthelot, LHP
 John Blancher, INF
 Christian Bourgeois, 1B
 Matt Colvin, LHP
 Patrick Coogan, RHP
 Brad Cresse, C
 Casey Cuntz, 3B
 Mike Daly, INF
 Brian Daugherty, RHP
 Wes Davis, OF
 Chris Demouy, LHP
 Clint Earnhart, C
 Eddy Furniss, 1B
 Jamin Garidel, C
 Dan Guillory, RHP
 Cedrick Harris, OF
 Jeff Harris, RHP
 Cody Hartshorn, RHP
 Courtney Hernandez, C
 Danny Higgins, INF
 Conan Horton, C
 David Hughes, LHP
 Sonny Knoll, RHP
 Mike Koerner, CF
 Brandon Larson, SS
 Antonio Leonardi-Cattolica, RHP
 Jeff Lipari, 1B
 Trey McClure, 3B
 Joey Painich, RHP
 Keith Polozola, INF
 Kevin Shipp, RHP
 Antoine Simon, OF
 Johnnie Thibodeaux, INF
 Doug Thompson, RHP
 Drew Topham, INF
 Jeremy Tyson, RHP
 Jeremy Witten, OF

COACHES

Skip Bertman - Head Coach
 Jim Schwanke - Assistant Coach
 Mike Bianco - Assistant Coach
 Daniel Tomlin - Assistant Coach
 Kurt Hester - Strength Coach
 Dan Canevari - Admin. Assistant

MANAGERS

Mike Boniol
 Wes Penn

TRAINERS

Shawn Eddy
 Mike Eisen



On June 7, 1997, the LSU Fighting Tigers justified the pre-season status bestowed upon them by Baseball America magazine as college baseball's "Team of the '90s" by defeating Southeastern Conference rival Alabama, 13-6, in the championship game of the College World Series. The game was witnessed by a record crowd of 24,401 in Omaha's Rosenblatt Stadium.

LSU won its fourth NCAA championship of the 1990s (1991, 1993, 1996, 1997), and the Tigers became the first team to win back-to-back titles since Stanford accomplished the feat in 1987-88. Head coach Skip Bertman joined Rod Dedeaux of Southern California as the only coaches to win four College World Series championships. Bertman was named the 1997 National Coach of the Year, receiving that designation for the fifth time in his storied 14-year career.

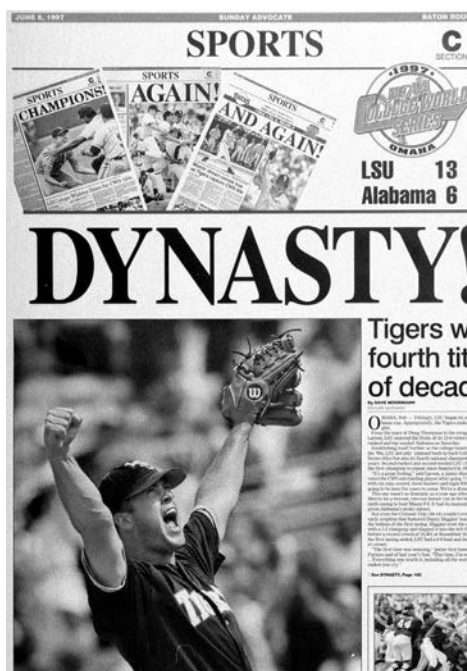
Ironically, a month before the title match, the Crimson Tide humiliated the Tigers, 28-2, the worst loss in LSU's 104-year baseball history. But in the CWS championship contest, the Tigers exploded

to a 9-0 lead after two innings and never looked back. LSU won its eighth straight CWS game over two seasons, and the Tigers improved their mark in NCAA (regional and CWS) tournament championship games to a phenomenal 16-0.

Prior to the win over Alabama, the Tigers posted CWS victories over Rice (5-4) and Stanford (10-5 and 13-9). LSU batted .328 (45-for-137) in the Series with seven doubles and 10 home runs. The Tigers averaged better than 10 runs per game in the CWS, outscoring their opponents, 41-24.

The championship game completed a 57-13 campaign for Skip Bertman and his club, as the Tigers established the Southeastern Conference record for most victories in a season. LSU, which returned only two starting position players from its 1996 national championship club, also claimed the '97 SEC championship, the school's sixth conference crown of the 1990s.

LSU roared to a blistering 19-0 start, establishing the SEC mark for most consecutive victories. The Tigers, who began the season



The June 13, 1997, headline of the Baton Rouge Advocate heralds LSU's fourth CWS title.



Junior right-hander Patrick Coogan was the ace of the '97 staff as he posted a 14-3 record and a 4.46 ERA with 144 strikeouts in 125 innings.

1997 National Champions

Senior pitcher Brian Daugherty lifts the 1997 NCAA championship trophy at a special ceremony in the Pete Maravich Assembly Center. Nearly 8,000 fans welcomed the Tigers home the day after their triumph in Omaha, Neb.

ranked No. 8 (Collegiate Baseball) and No. 13 (Baseball America) in the pre-season polls, ascended to No. 1 by March 10, holding that position for 10 consecutive weeks.

After claiming the SEC title, LSU played host to the NCAA South I Regional, where the Tigers, after suffering a third-round loss to South Alabama, battled back to claim their ninth CWS berth in 12 seasons. LSU posted a thrilling 14-7, 11-inning victory over Long Beach State in an elimination game to force a rematch with South Alabama in the regional championship round. Needing two victories over USA, the Tigers launched eight homers in a doubleheader sweep en route to the regional title. LSU hit .339 (82-for-242) in its six regional games, outscoring the opposition 76-29 while unloading 20 home runs. Third baseman Trey McClure was named the regional's Most Outstanding Player, as he hit .435 (10-for-23) with five doubles, two homers and 10 RBI.

LSU completed the year with an NCAA-record 188 home runs, breaking the previous mark of 161 homers set by Brigham Young in 1988. The Tigers homered at least once in all 70 of their games.

All-American junior shortstop Brandon Larson enjoyed a remarkable season, batting .381 on the year with 40 homers and 118 RBI. He established SEC single-season records for homers, RBI and total bases (250), and he became just the fourth player in NCAA history to collect 40 or more homers in a season.

Patrick Coogan (14-3, 4.63 ERA, 144 K), a junior right-hander, earned first-team all-America honors, while first baseman Eddy Furniss (.378, 17 HR, 77 RBI) was a third-team all-America selection. Second baseman Blair Barbier (.353, 15 HR, 57 RBI) earned Freshman all-America recognition.

Also enjoying outstanding campaigns were junior center fielder Mike Koerner (.353, 22 HR, 69 RBI), senior right fielder Tom Bernhardt (.322, 17 HR, 49 RBI) and Doug Thompson (12-3, 4.63 ERA, 158 K), a junior right-hander who earned the victory in the national championship game.

The '97 Tigers magnificently maintained LSU's reign as the "Team of the '90s." Not since Southern California won five straight national titles in the 1970s was one school so dominant in the college baseball landscape.



Junior right-hander Doug Thompson was the winning pitcher in the 1997 national championship game, working the final 4.2 innings in the 13-6 win over Alabama.



Senior rightfielder Tom Bernhardt led LSU with a .615 batting average in the CWS.



1997 COLLEGE WORLD SERIES FACTS

CWS RECORDS SET BY LSU

Most At-Bats (9-inn. game)

Both Teams, Championship Game -- 79, LSU vs. Alabama

Most Runs

Both Teams, Championship Game -- 19, LSU vs. Alabama

Most RBI

Both Teams, Championship Game -- 19, LSU vs. Alabama

Most Strikeouts (9-inn. game)

Both Teams, Championship Game -- 25, LSU vs. Alabama

CWS RECORDS TIED BY LSU

Most Home Runs

Team, Game -- 5, LSU vs. Stanford

Most Pitchers Used

Team, Game -- 7, LSU vs. Stanford

Most Hit Batters

Both Teams, Game -- 4, LSU vs. Stanford

Most At-Bats (9-inn. game)

Individual, Championship Game -- 6, Brandon Larson, LSU vs. Alabama

6, Mike Koerner, LSU vs. Alabama

Most Wild Pitches

Individual, Game -- 3, Patrick Coogan, LSU vs. Alabama

Team, Game -- 4, LSU vs. Alabama

Most Runs

Team, Championship Game -- 13, LSU vs. Alabama

Most RBIs

Team, Championship Game -- 13, LSU vs. Alabama

Most Doubles

Both Teams, Championship Game -- 6, LSU vs. Alabama

1997 COLLEGE WORLD SERIES ALL-TOURNAMENT TEAM

Catcher	Matt Frick, Alabama
First Base	Eddy Furniss, LSU
Second Base	Joe Caruso, Alabama
Third Base	Andy Phillips, Alabama
Shortstop	Brandon Larson, LSU
Outfield	Mike Koerner, LSU
Outfield	Tom Bernhardt, LSU
Outfield	G.W. Keller, Alabama
Designated Hitter	Mark Peer, Alabama
Pitcher	Jeff Austin, Stanford
Pitcher	Jarrod Kingrey, Alabama

MOST OUTSTANDING PLAYER

Brandon Larson, LSU

LSU 5, Rice 4 - May 30, 1997**ROSENBLATT STADIUM - OMAHA, NEB.**

RICE (47-15)					LSU (54-13)				
AB	R	H	RBI		AB	R	H	RBI	
Richards, 2b	4	0	1	0	Higgins, dh	3	0	0	0
Cathey, ss	5	0	0	0	Barbier, 2b	2	1	1	0
Berkman, 1b	4	1	1	0	Larson, ss	4	1	1	2
Crosby, cf	4	1	0	0	Furniss, 1b	3	2	2	0
Ford, rf	3	1	1	1	Koerner, cf	4	1	1	1
McLaughlin, c	4	1	2	0	McClure, 3b	3	0	1	0
Berg, dh	3	0	1	1	Bernhardt, rf	3	0	3	1
Baker, 3b	3	0	2	2	Witten, pr/rf	0	0	0	1
Savarino, lf	3	0	0	0	Davis, lf	3	0	0	0
Mathews, ph	1	0	0	0	Horton, c	3	0	0	0
TOTALS	34	4	8	4	TOTALS	28	5	9	5
Rice	0	1	0	0	0	2	0	1	0 - 4 8 1
LSU	0	1	0	1	0	0	0	3	x - 5 9 1

E—Richards, Larson. DP—Rice 4, LSU 1. LOB—Rice 7, LSU 5. 2B—Furniss. 3B—Berkman. HR—Larson (38). SB—Ford 2 (12), Higgins (7). S—Ford. SF—Witten.

RICE	IP	H	R	ER	BB	SO
Nichols	6	7	2	3	0	
Anderson (L, 10-2)	2	2	3	2	2	2
LSU	IP	H	R	ER	BB	SO
Thompson	6	6	3	3	2	9
Demouy (W, 6-1)	3	2	1	0	0	2

Nichols faced one batter in the 7th.

WP—Nichols, Anderson, Thompson. PB—Horton 2. HBP—Baker by Thompson. U—Hernandez, Rodriguez, Davis, Magnusson. T—2:31. A—20,551.

LSU 10, Stanford 5 - June 1, 1997**ROSENBLATT STADIUM - OMAHA, NEB.**

LSU (55-13)					STANFORD (44-19)				
AB	R	H	RBI		AB	R	H	RBI	
Higgins, dh	3	1	1	0	Kilburg, lf	3	1	0	0
Polozola, ph	1	0	0	0	Muth, rf	4	0	1	1
Barbier, 2b	4	0	0	0	Hochgesang, 3b	4	0	0	0
Larson, ss	5	3	3	3	Schaeffer, c	4	0	1	2
Furniss, 1b	4	3	2	2	Gall, dh	3	1	1	0
Koerner, cf	5	0	2	1	Gerut, cf	4	1	1	0
McClure, 3b	4	0	0	1	Quaccia, 1b	4	0	1	1
Bernhardt, rf	4	0	1	0	Schrager, 2b	2	1	1	1
Witten, rf	0	0	0	0	Clark, ph	1	0	0	0
Davis, lf	4	2	1	1	Pecci, ss	3	1	1	0
Earnhart, c	3	1	2	2					
Cresse, ph/c	1	0	0	0					
TOTALS	38	10	12	10	TOTALS	32	5	7	5
LSU	3	0	0	2	2	0	2	1	0 - 10 12 1
Stanford	0	0	0	0	2	0	0	3	0 - 5 7 0

E—Larson. DP—LSU 1. LOB—LSU 4, Stanford 3. 2B—Koerner 2, Bernhardt, Gerut. HR—Larson 2 (40), Furniss (17), Davis (16), Earnhart (6). SB—Larson (9), Koerner (16). CS—Kilburg. SF—Schrager.

LSU	IP	H	R	ER	BB	SO
Coogan (W, 14-3)	7.1	6	5	3	1	6
Daugherty	1.2	1	0	0	0	0
STANFORD	IP	H	R	ER	BB	SO
Peterson (L, 11-3)	5	9	7	7	1	4
Cogan	3	3	3	3	1	2
Koons	1	0	0	0	0	1

WP—Coogan. HBP—Barbier by Peterson, Kilburg by Coogan. U—Davis, Mascorro, Hernandez, Garman. T—2:42. A—23,867.

LSU 13, Stanford 9 - June 4, 1997**ROSENBLATT STADIUM - OMAHA, NEB.**

STANFORD (45-20)					LSU (56-13)				
AB	R	H	RBI		AB	R	H	RBI	
Kilburg, lf/rf	3	2	1	1	Higgins, dh	3	2	0	0
Muth, rf	4	2	3	0	Barbier, 2b	3	2	2	2
Clark, ph/lf	1	0	0	0	Larson, ss	4	1	1	0
Salter, ph	1	0	0	0	Furniss, 1b	3	2	1	2
Hochgesang, 3b	5	1	3	5	Koerner, cf	3	3	2	5
Quaccia, 1b	5	0	1	0	McClure, 3b	3	0	0	1
Gall, dh	4	0	1	0	Cuntz, ph/3b	2	0	0	0
Gerut, cf	5	1	2	0	Bernhardt, rf	2	2	1	1
Schaeffer, c	4	1	0	0	Witten, rf	1	0	0	0
Schrager, 2b	4	0	1	1	Davis, lf	3	1	1	0
Pecci, ss	5	2	4	1	Earnhart, c	4	0	1	1
TOTALS	41	9	16	8	TOTALS	31	13	9	12
Stanford	0	0	0	0	4	0	3	0	2 - 9 16 1
LSU	0	2	4	1	4	0	0	2	x - 13 9 1

E—Hutchinson, Larson. DP—LSU 2. LOB—Stanford 11, LSU 6. 2B—Gall, Schrager, Davis. HR—Hochgesang (17), Koerner 2 (22). SB—Barbier (4), Koerner (17), Davis (12), Earnhart (7). SF—Koerner, Bernhardt.

STANFORD	IP	H	R	ER	BB	SO
Hutchinson (L, 8-4)	2	2	6	5	4	4
Cogan	2	3	2	2	1	1
Peterson	4	4	5	5	2	7
LSU	IP	H	R	ER	BB	SO
Thompson	4.1	8	4	4	1	3
Demouy	2	5	3	2	0	0
Shipp	0.2	0	0	0	2	1
Painich	0.1	0	0	0	1	0
Berthelot (W, 7-3)	1.1	1	1	1	0	3
Daugherty	0	2	1	1	0	0
Coogan (S, 3)	0.1	0	0	0	1	1

Cogan faced one batter in the 5th. Shipp faced one batter in the 8th. Daugherty faced three batters in the 9th.

WP—Demouy. HBP—Bernhardt by Hutchinson, Larson by Hutchinson, Higgins by Cogan, Schaeffer by Daugherty. U—Rodriguez, Mascorro, Hernandez, Garman. T—3:18. A—22,218.

LSU 13, Alabama 6 - June 7, 1997**ROSENBLATT STADIUM - OMAHA, NEB.**

ALA. (56-14)					LSU (57-13)				
AB	R	H	RBI		AB	R	H	RBI	
Tidwell, cf	3	2	2	0	Higgins, dh	4	1	2	3
Caruso, 2b	4	1	3	4	Barbier, 2b	5	1	1	0
Phillips, 3b	5	0	1	0	Larson, ss	6	1	2	3
Mohr, rf	4	0	1	0	Furniss, 1b	5	1	3	0
Keller, lf	4	1	0	0	Koerner, cf	6	2	2	1
Frick, c	5	1	1	0	McClure, 3b	3	1	0	0
Tucker, 1b	4	0	1	2	Bernhardt, rf	4	3	3	3
Peer, dh	4	1	1	0	Witten, rf	0	0	0	0
Duncan, ss	4	0	1	0	Davis, lf	4	1	1	3
					Earnhart, c	2	0	0	0
					Horton, c	1	2	1	0
TOTALS	39	6	11	6	TOTALS	40	13	15	13
Alabama	0	0	2	2	0	0	0	2	0 - 6 11 3
LSU	6	3	0	0	0	2	1	1	x - 13 15 1

E—Caruso, Duncan, Henderson, McClure. DP—Alabama 1, LSU 1. LOB—Alabama 9, LSU 13. 2B—Caruso, Phillips, Tucker, Peer, Bernhardt, Davis. HR—Caruso (15), Higgins (11), Bernhardt (17). SB—Caruso (13).

ALABAMA	IP	H	R	ER	BB	SO
Daniel (L, 5-1)	0.2	5	5	4	0	0
Kingrey	3.2	5	4	0	6	4
Henderson	2.1	4	3	2	1	4
Hurst	1.1	1	1	1	2	2
LSU	IP	H	R	ER	BB	SO
Coogan	4.1	6	4	4	1	8
Thompson (W, 12-3)	4.2	5	2	2	1	7

WP—Coogan 3, Thompson. PB—Earnhart, Horton. HBP—Keller by Coogan, McClure by Henderson. U—Davis, Garman, Magnusson, Hernandez, Mascorro, Rodriguez. T—3:15. A—24,401.

2000

FINAL RECORD: 52-17

PLAYERS

Jeremy Alford, OF
 Blair Barbier, 3B
 Christian Bourgeois, OF
 Billy Brian, P
 Victor Brumfield, INF
 Brad Cresse, C
 Mike Daly, INF
 Brad David, P
 Thomas Evans, INF
 Mike Fontenot, 2B
 Jamin Garidel, C
 Hunter Gomez, P
 Weylin Guidry, P
 Cedrick Harris, OF
 Brad Hawpe, 1B
 Trey Hodges, P
 Ryan Jorgensen, C
 Jeff Lipari, 1B
 Jeremy Loftice, P
 Billy McBride, OF
 Heath McMurray, P
 Nathan Meiners, C
 David Miller, P
 Tommy Morel, OF
 Tim Nugent, P
 Bo Pettit, P
 Wally Pontiff, OF
 David Raymer, OF
 Ryan Richard, P
 Ben Saxon, P
 Jason Scobie, P
 David Shank, P
 Antoine Simon, OF
 Chucky Son, P
 Brian Tallet, P
 Sam Taulli, P
 Ryan Theriot, SS
 Johnnie Thibodeaux, OF
 Chad Vaught, P
 Jeremy Witten, OF
 Ray Wright, OF
 Shane Youman, P

COACHES

Skip Bertman - Head Coach
 Dan Canevari - Assistant Coach
 Turtle Thomas - Assistant Coach
 Bill Dailey - Assistant Coach
 Curtis Tsuruda - Strength Coach
 Bill Franques - Admin. Assistant

MANAGERS

Jody Autry
 Mike Boniol
 Johnny Collins
 Wes Penn
 Joey Quilio

TRAINERS

Shawn Eddy
 Shaun Duhe



Trailing Stanford 5-2 with one out in the bottom of the eighth inning of the 2000 national championship game, the LSU Tigers appeared to have little hope, especially with Cardinal ace Justin Wayne on the mound. Wayne had subdued LSU's bats, allowing no hits while recording seven strikeouts in 3.1 relief innings. In fact, Wayne and Stanford starter Jason Young had combined to hold the Tigers hitless since the second inning, when left field Jeremy Witten singled during a two-run LSU rally.

LSU's only highlight after the second inning had come on defense, when right fielder Ray Wright robbed Stanford's Edmund Muth of a third-inning, two-run homer by leaping above the wall to make a sensational catch.

Thus, when LSU team captain Blair Barbier stepped to the plate with one out in the eighth, everything pointed toward a Stanford victory celebration. After all, the Cardinal were just five outs away from a national championship with arguably the best pitcher in the country on the mound.

Barbier, undaunted, envisioned a much different scenario. Prior to the inning, he had gathered his teammates in the dugout, imploring them to remain focused, asking them, "DO YOU BELIEVE?" He hoped his words would spark a positive reaction, yet he knew they would be meaningless should he fail in this at-bat, likely the final at-bat of the senior third baseman's brilliant college career.


So, Barbier stood in against Wayne and battled for his team's survival. He stubbornly fouled off several two-strike offerings, before finally ripping a line drive over the left field wall of Rosenblatt Stadium. Barbier's solo shot was his third homer of the College World Series, and the Tigers had life, now down by two runs.

Wally Pontiff then drew a walk from Wayne, but the Stanford right-hander retired center fielder Cedrick Harris on a fly ball to right field for the second out. Witten, who was hitting just .200 (3-for-15) in the CWS, would be Wayne's next challenge.

In his only other at-bat against Wayne,



The June 18, 2000, headline of the Baton Rouge Sunday Advocate heralds LSU's CWS title.



Pitcher Trey Hodges was voted the Most Outstanding Player of the 2000 CWS.



The Tigers posted a 52-17 record, including a 13-0 postseason mark.



Witten, a fifth-year senior, fanned on just three pitches. And, in this at-bat, Witten again quickly fell behind in the count. Knowing that this was perhaps the final at-bat of his college career, indeed the final at-bat of his entire baseball career, Witten would not succumb to Wayne's darting slider. Instead, he launched a soaring liner into the left-center field seats, just out of the reach of Cardinal left fielder Andy Topham.

The Rosenblatt Stadium crowd of over 24,000 erupted as Witten triumphantly rounded the bases, celebrating just his seventh homer of the season. LSU 5, Stanford 5 . . . and the drama was just beginning.

Wayne retired Wright on a liner to left to end the eighth inning, but Stanford could not recover its lost momentum. LSU right-hander Trey Hodges, who had kept the Tigers in the game with three scoreless relief innings, easily retired the Cardinal in the top of the ninth, setting the stage for the game's final act.

LSU shortstop Ryan Theriot grounded Wayne's first pitch of the ninth into left field to place the winning run on first base. Head coach Skip Bertman, electing not to bunt Theriot down to second base, allowed second baseman Mike Fontenot to swing away. Fontenot skillfully drew a full-count walk from Wayne, placing the Tigers'

destiny in the potent bat of catcher Brad Cresse.

Cresse, like Barbier and Witten before him, was standing at the plate for the final time in an LSU uniform. The nation's leader in home runs (30) and RBI (105), the senior was just 1-for-12 in the College World Series. He had struck out in his two previous at-bats against Wayne, who desperately needed a double play to work his way out of the jam.

As he had in his first two encounters with Cresse, Wayne opened with his devastating slider. Strike one. Wayne fired the slider again, but this time Cresse smashed it, sending the ball sharply into left field. Theriot raced around third base as Topham picked up the ball and heaved it toward home plate. But, the throw was up the line and Theriot slid safely across the plate as his teammates burst from the third-base dugout to embrace him. The wave of jubilant Tigers then moved to the infield, engulfing Cresse at first base.

LSU 6, Stanford 5. The Tigers had secured the school's fifth NCAA title since 1991 with a courageous effort, scoring four runs in their final two at-bats to erase a three-run deficit. Blair Barbier's eighth-inning challenge to his teammates was answered in resounding fashion. The 2000 LSU Tigers, without question, did believe.



Team captain Blair Barbier displays the NCAA Championship trophy to the throng of fans that welcomed home the Tigers.

2000 COLLEGE WORLD SERIES FACTS

CWS RECORDS SET OR TIED BY LSU

Records Broken

Hit Batters, Game, Both Teams - 6, Stanford (4) vs. LSU (2), June 17
Balks, Series, Team - 3, LSU

Records Tied

Hit by Pitch, Series, Individual - 3, Blair Barbier, LSU
Balks, Series, Individual - 2, Trey Hodges, LSU

2000 COLLEGE WORLD SERIES ALL-TOURNAMENT TEAM

Catcher	Beau Craig, Southern California
First Base	Craig Thompson, Stanford
Second Base.....	Mike Fontenot, LSU
Third Base.....	Blair Barbier, LSU
Shortstop	Ryan Theriot, LSU
Outfield	Steven Feehan, Louisiana-Lafayette
Outfield	Edmund Muth, Stanford
Outfield	Joe Borchard, Stanford
Designated Hitter.....	Brad Hawpe, LSU
Pitcher	Trey Hodges, LSU
Pitcher	Jon McDonald, Florida State

MOST OUTSTANDING PLAYER

Trey Hodges, LSU

LSU 13, Texas 5 - June 10, 2000

ROSENBLATT STADIUM, OMAHA, NEB.

TEXAS 5 (46-20)	AB	R	H	RBI	LSU 13 (49-17)	AB	R	H	RBI		
West, ss	4	1	0	0	Theriot, ss	5	2	2	0		
Nicholson, 2b	4	2	2	1	Fontenot, 2b	4	2	3	2		
Emond, cf	4	0	1	1	Cresse, c	3	1	0	1		
Anderson, c	3	1	1	2	Jorgensen, c	0	0	0	0		
Hubele, dh	3	0	0	0	Hawpe, 1b	4	2	1	1		
France, ph	1	0	0	0	Barbier, 3b	4	3	3	4		
Ontiveros, 1b	4	1	2	0	Pontiff, dh	3	1	2	1		
Brooks, 3b	3	0	1	0	Harris, cf	5	1	2	2		
Houser, ph	1	0	0	0	Witten, lf	5	0	1	2		
Pumo, lf	3	0	1	0	Wright, rf	4	1	0	0		
Carmichael, ph	1	0	1	0							
TOTALS	35	5	9	5	TOTALS	37	13	14	13		
Texas	0	1	0	0	1	1	0	2	0 - 5	9	1
LSU	4	1	0	0	1	6	1	0	x - 13	14	1

E—West (10), Jorgensen (5). DP-LSU 1. LOB-Texas 5, LSU 7. 2B-Emond (11), Ontiveros (22), Theriot (14), Fontenot (12), Hawpe (36), Barbier (14), Witten (15). HR-Anderson (1), Fontenot (17), Barbier 2 (8). SB-West (23), Theriot (7). SF-Anderson (5), Cresse (5).

TEXAS	IP	H	R	ER	BB	SO
Hale (L, 12-6)	5.2	10	8	7	3	4
Tomlinson	0	0	3	3	3	0
Clark	2.1	4	2	2	0	2
LSU	IP	H	R	ER	BB	SO
Tallet (W, 15-3)	7.1	8	5	5	1	2
Gomez	1.2	1	0	0	0	2

Tomlinson faced three batters in the 6th.

WP—Tallet (12). Umpires - Al Davis, David Wiley, Scott Graham, Joe Burleson. Start: 6:07 p.m. Time: 3:03 Att.-23975

LSU 10, Southern California 4 - June 12, 2000

ROSENBLATT STADIUM, OMAHA, NEB.

LSU 10 (50-17)	AB	R	H	RBI	USC 4 (44-19)	AB	R	H	RBI
Theriot, ss	5	3	3	3	Davidson, ss	4	0	1	1
Fontenot, 2b	4	2	1	0	Garibaldi, rf	3	0	1	0
Cresse, c	3	0	0	0	Gemoll, 3b	4	1	1	0
Hawpe, 1b	5	2	3	6	Craig, c	4	1	1	2
Barbier, 3b	3	0	0	1	Lunetta, 2b	4	0	0	0
Pontiff, dh	4	0	0	0	Persell, dh	4	0	2	0
Harris, cf	5	1	1	0	Concepcion, 1b	4	1	1	1
Witten, lf	5	1	1	0	Barre, cf	2	1	0	0
Wright, rf	2	1	0	0	Peavey, ph	0	0	0	0
Thibodeaux, ph	0	0	0	0	Montanez, lf	3	0	0	0
McBride, rf	0	0	0	0					
TOTALS	36	10	9	10	TOTALS	32	4	7	4
LSU	0	0	0	0	0	3	2	5	0
USC	0	0	0	2	1	0	1	0	0

E—Gemoll (9), Lunetta (13), Prior 2 (1). DP-USC 1. LOB-LSU 7, USC 5. HR-Hawpe 2 (11), Craig (18), Concepcion (8). SH Thibodeaux (1), Montanez (4).

LSU	IP	H	R	ER	BB	SO
Saxon	3	3	2	2	1	4
Hodges (W, 4-2)	6	4	2	2	1	3
USC	IP	H	R	ER	BB	SO
Prior (L, 10-7)	6.2	4	5	5	3	7
Flores	0.2	3	2	2	1	0
Petke	0	1	1	1	0	0
Todd	0	0	1	1	1	0
Montrenes	0.2	1	1	1	0	2
Bannister	1	0	0	0	0	0

Saxon faced two batters in the 4th. Petke faced one batter in the 8th. Todd faced one batter in the 8th.

BK-Hodges. HBP-by Prior (Barbier), by Prior (Pontiff), by Hodges (Peavey). Umpires - Scott Graham, Al Davis, David Wiley, Dan Mascorro. Start - 2:08 p.m. Time - 3:09 Att. - 16000

LSU 6, Florida State 3 - June 15, 2000

ROSENBLATT STADIUM, OMAHA, NEB.

FLA. ST. 3 (53-19)	AB	R	H	RBI	LSU 6 (51-17)	AB	R	H	RBI		
Smith, rf	5	1	2	0	Theriot, ss	4	0	1	0		
Griffin, lf	4	0	2	2	Fontenot, 2b	2	2	1	0		
McDougall, 2b	4	0	2	0	Cresse, c	4	1	1	0		
Barthelemy, 1b	5	0	1	0	Hawpe, 1b	3	2	2	2		
Jernigan, cf	2	1	0	0	Barbier, 3b	3	0	1	1		
Balet, 3b	4	0	1	0	Pontiff, dh	4	0	0	0		
Halliday, dh	3	0	0	0	Harris, cf	4	0	1	2		
Futrell, ph	1	0	0	0	Witten, lf	3	0	0	0		
Boyd, ph	1	0	0	0	Wright, rf	3	1	2	1		
Groves, ss	3	0	1	1							
McCaleb, c	1	1	0	0							
TOTALS	33	3	9	3	TOTALS	30	6	9	6		
Florida State	0	0	0	0	0	1	0	2	0 - 3	9	0
LSU	1	0	0	1	1	0	0	3	x - 6	9	1

E—Barbier (17). DP-FSU 1, LSU 2. LOB-FSU 13, LSU 4. 2B-Smith (28), McDougall (23), Cresse (21). HR-Hawpe (12), Wright (4). SB-Jernigan (14), Fontenot (8). CS-Barbier (3), Wright (3).

FLORIDA STATE	IP	H	R	ER	BB	SO
Varnes (L, 11-4)	7.1	8	6	6	3	2
Lynch	0.1	1	0	0	0	1
Whidden	0.1	0	0	0	0	0

LSU	IP	H	R	ER	BB	SO
Gomez	5.1	6	1	1	4	3
Brian	0.2	0	0	0	1	0
Youman	1.2	3	2	2	1	1
Guidry (W, 1-2)	0.2	0	0	0	2	0
Hodges (S, 2)	0.2	0	0	0	0	1

WP—Youman (4). PB-Cresse (4). BK-Gomez (2). HBP-by Gomez (Jernigan), by Youman (Jernigan), by Varnes (Barbier). Umpires - Tony Maners, Joe Burleson, Al Davis, David Wiley. Start - 6:22 p.m. Time - 3:09 Att. - 19209

LSU 6, Stanford 5 - June 17, 2000

ROSENBLATT STADIUM, OMAHA, NEB.

STANFORD 5 (50-16)					LSU 6 (52-17)				
AB	R	H	RBI	AB	R	H	RBI		
Thompson, 1b	5	1	3	4	Theriot, ss	5	1	1	
Bruntlett, ss	4	0	1	0	Fontenot, 2b	3	0	1	
Muth, cf	4	0	0	0	Cresse, c	3	0	1	
Gall, 3b	5	0	2	1	Hawpe, 1b	3	0	0	
Borchard, rf	4	0	0	0	Barbier, 3b	3	1	1	
O'Riordan, 2b	5	1	2	0	Pontiff, dh	3	2	1	
Topham, lf	5	1	2	0	Harris, cf	4	1	1	
VanZandt, dh	4	0	1	0	Witten, lf	3	1	2	
Alvarado, c	3	2	2	0	Wright, rf	3	0	0	
TOTALS	39	5	13	5	TOTALS	30	6	8	
Stanford	0	0	0	4	0	1	0	0	
LSU	0	2	0	0	0	0	3	1	

DP-Stanford 1. LOB-Stanford 11, LSU 9. 2B-Thompson (21), VanZandt (6), Fontenot (13), Pontiff (20). HR-Thompson (12), Barbier (9), Witten (7). SB-Bruntlett (11). CS-O'Riordan (1). SH-Wright (2).

STANFORD	IP	H	R	ER	BB	SO
Young	4	4	2	2	1	2
Wayne (L, 15-4)	4	4	4	4	3	7

LSU	IP	H	R	ER	BB	SO
Tallet	5	11	5	5	1	4
Hodges (W, 5-2)	4	2	0	0	1	4

BK-Hodges (4). HBP-by Young (Cresse), by Tallet (Alvarado), by Young (Witten), by Hodges (Borchard), by Wayne (Barbier), by Wayne (Fontenot). Umpires - Scott Graham, Al Davis, Joe Burleson, Dan Mascorro, Tony Maners, David Wiley. Start - 1:40 p.m. Time - 3:42 Att. - 24282



LSU defeated Stanford, 6-5, to win the 2000 CWS title.

2009

FINAL RECORD: 56-17

PLAYERS

Ben Alsup, RHP
 Paul Bertuccini, RHP
 Daniel Bradshaw, RHP
 Ryan Byrd, LHP
 Nolan Cain, RHP
 Louis Coleman, RHP
 Blake Dean, OF/DH
 Wet Delatte, INF
 Beau Didier, INF
 Johnny Dishon, OF
 Grant Dozar, INF
 Kevin Farnsworth, C
 Micah Gibbs, C
 Tyler Hanover, INF
 Buzzy Haydel, INF
 Derek Helenihi, INF
 Chad Jones, OF/LHP
 Leon Landry, OF
 DJ LeMahieu, INF
 Mikie Mahtook, OF
 Spencer Mathews, RHP
 Chris Matulis, LHP
 Chris McGhee, INF
 Jared Mitchell, OF
 Jordan Nicholson, RHP
 Austin Nola, INF
 Sean Ochinko, INF/C
 Matty Ott, RHP
 Nicholas Pontiff, OF
 Anthony Ranaudo, RHP
 Shane Riedie, RHP
 Austin Ross, RHP
 Ryan Schimpf, INF/OF
 Randy Zeigler, LHP

COACHES


Paul Mainieri – Head Coach
 David Grewe – Associate Head Coach
 Javi Sanchez – Assistant Coach
 Will Davis – Assistant Coach
 Ross Brezovsky – Coordinator of Operations
 Kyle Beerbohm – Undergraduate Assistant Coach
 Jeremy Phillips – Strength Coach

MANAGERS

Matthew Montgomery
 Ryan Latuso
 A.J. Million
 Josh Pope

TRAINERS

Beau Lowery – Head Trainer
 Craig Chelette – Student Trainer
 Erin Sutton – Student Trainer



LSU coach Paul Mainieri directed the 2009 Tigers to the College World Series title, posting a 56-17 overall record, including a 10-1 mark in NCAA Tournament competition. The Tigers defeated Texas in the CWS Championship Finals to win the national title, LSU's sixth CWS championship and its first since 2000. Mainieri also guided his squad to the 2009 Southeastern Conference regular-season and tournament titles. The 2009 season was a magnificent year that began with LSU ranked No. 1 in the polls and ended with the Tigers still occupying college baseball's summit. The Tigers improved to 6-0 in winner-take-all games for the CWS championship, also claiming national titles in 1991, 1993, 1996, 1997 and 2000.

LSU in 2009 won its first Southeastern Conference regular-season title since 2003, posting a 20-10 SEC mark. The Tigers then became the first league school since Alabama in

2002-03 to win consecutive SEC Tournament titles.

LSU played host to the 2009 NCAA Baton Rouge Regional, where the Tigers defeated Southern, Baylor and Minnesota to set up a Super Regional matchup versus Rice in Alex Box Stadium. LSU swept two games from the Owls, earning a berth to the CWS for the second straight season and for the 15th time in school history.

The Tigers defeated Virginia in their CWS opener and recorded two wins over Arkansas to advance to the CWS Championship Finals versus Texas. Trailing 6-4 in the ninth inning of Game 1, the Tigers staged a dramatic two-run rally and eventually prevailed, 7-6, in 11 innings. The Longhorns posted a 5-1 win in Game 2; however, LSU overwhelmed UT, 11-4, in the deciding game to claim the NCAA championship trophy.

Three LSU pitchers earned All-America



Paul Mainieri guided the Tigers to the 2009 College World Series title and earned National Coach of the Year recognition.

Anthony Ranaudo posted two CWS wins, including a victory over Texas in the deciding game of the Championship Series.



2009 National Champions

recognition in 2009 – right-handers Louis Coleman, Anthony Ranaudo and Matty Ott. Coleman was the '09 SEC Pitcher of the Year, recording a 14-2 record, a 2.93 ERA and 142 strikeouts in 129 innings. Coleman finished the season ranked No. 2 in the nation in wins and No. 4 in strikeouts.

Ranaudo, an all-SEC selection and a member of the College World Series all-tournament team, was 12-3 on the year with a 3.04 ERA and 159 strikeouts in 124.1 innings. Ranaudo was No. 3 in the nation in strikeouts, and he became the first LSU pitcher to lead the SEC in Ks since Kurt Ainsworth in 1999.

Ott, the SEC Co-Freshman of the Year, established an LSU single-season record with 16 saves. A finalist for the NCBWA Stopper of the Year award, Ott posted a 4-2 mark and a 2.68 ERA with six walks and 69 strikeouts in 50.1 innings.

Junior outfielder Jared Mitchell finished his career No. 2 on the all-time LSU steals list with 70. He trails only Rob Hartwig, who had 73 steals from 1986-87. Mitchell's 36 steals in 2009 marks the second-highest single

season total in LSU history – Hartwig has the single-season mark with 42 in 1987.

LSU DH/OF Blake Dean completed the 2009 season ranked No. 8 on the all-time LSU home run list with 44 dingers. He is No. 6 on the LSU career RBI list with 190.

LSU OF/1B Ryan Schimpf finished his career No. 10 on the all-time LSU home run list with 38 career dingers. Schimpf had three home runs in the 2009 College World Series, marking the first time an LSU player hit three homers in the CWS since former first baseman Brad Hawpe launched three dingers in Omaha in 2000. Schimpf had 22 homers in 2009, the 10th-highest single-season total in LSU history.

LSU's final baseball attendance figure for the 2009 season topped the 400,000 mark, shattering the previous school attendance record. LSU's total paid attendance for the '09 season in the New Alex Box Stadium was 403,056 for 42 games, an average of 9,596 per game.

Pitcher Louis Coleman reacts after striking out the final Texas hitter to clinch the 2009 National Championship.



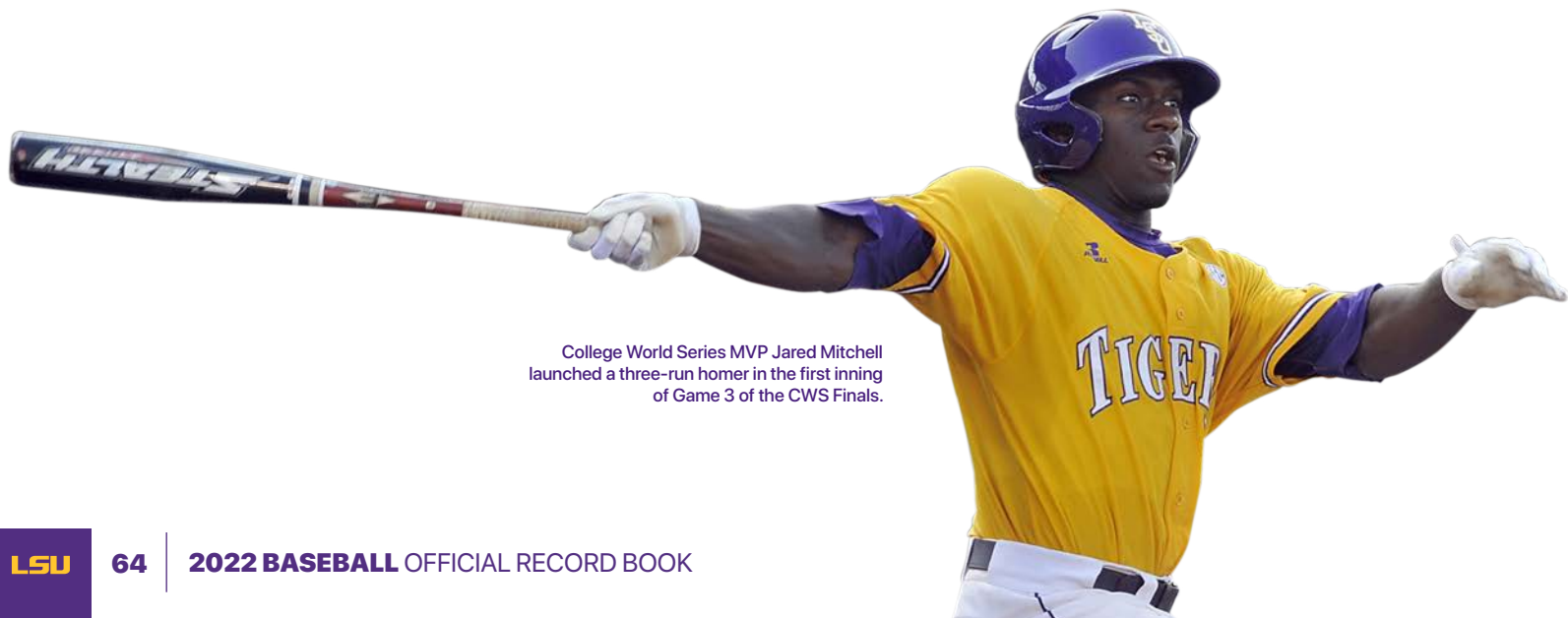
2009 COLLEGE WORLD SERIES ALL TOURNAMENT TEAM

C	Cameron Rupp, Texas
1B	Dustin Ackley, North Carolina
2B	DJ LeMahieu, LSU
3B	Kyle Seager, North Carolina
SS	Tyler Cannon, Virginia
OF	Kole Calhoun, Arizona St.
OF	Jared Mitchell, LSU
OF	Ryan Schimpf, LSU
DH	Russell Moldenhauer, Texas
P	Anthony Ranaudo, LSU
P	Taylor Jungmann, Texas

MOST OUTSTANDING PLAYER
Jared Mitchell, LSU



The 2009 Tigers won 15 of their final 16 games en route to the national championship.



College World Series MVP Jared Mitchell launched a three-run homer in the first inning of Game 3 of the CWS Finals.

LSU 9, Virginia 5 - June 13, 2009

ROSENBLATT STADIUM, OMAHA, NEB.

VIRGINIA	AB	R	H	RBI	LSU	AB	R	H	RBI
Parker cf	3	0	0	0	LeMahieu 2b	5	2	3	1
Gosselin lf	5	0	0	0	Schimpf lf	4	2	2	2
Hultzen p/dh	5	0	1	1	Dean dh	4	1	1	1
Grovatt rf	4	0	1	0	Gibbs c	5	1	3	2
Proscia 3b	4	1	1	1	Mahtook cf	4	1	3	0
Cannon ss	4	2	3	0	Ochinko 1b	4	1	1	3
Hicks 1b	5	0	1	0	Mitchell rf	3	0	0	0
Valdes c	5	1	3	2	Helenihi 3b	4	0	1	0
Werman 2b	5	1	4	1	Nola ss	2	1	0	0
TOTALS	40	5	14	5	TOTALS	35	9	14	9

Virginia	0	0	1	1	2	0	1	0	0	-	5	14	1
LSU	1	0	2	0	3	0	0	3	X	-	9	14	0

E - Proscia, S.(12). DP - Virginia 1. LOB - Virginia 14; LSU 7. 2B - Valdes, F.(13); Werman, K.(1); Schimpf(18); Dean(17). 3B - Cannon, T.(5). HR - Proscia, S.(10); Valdes, F.(6); Schimpf(20); Ochinko(8). HBP - Proscia, S.; Nola. SH - Schimpf(4). SF - Dean(10). CS - Hicks, J.(4); LeMahieu(4) Helenihi(1).

VIRGINIA	IP	H	R	ER	BB	SO	LSU	IP	H	R	ER	BB	SO
Hultzen	3.0	7	3	3	1	5	Ranaudo	3.1	5	2	2	4	3
Packer	3.0	5	3	3	1	4	Bertuccini	1.1	4	2	2	0	1
Wilson	2.0	2	3	3	0	1	Ross	2.0	4	1	1	0	2
							Jones	0.1	0	0	0	1	0
							Coleman	1.0	0	0	0	0	1
							Ott	1.0	1	0	0	0	1

Win - Ross (6-7). Loss - Packer, M. (3-5). Save - None. WP - Ranaudo(7). HBP - by Coleman (Proscia, S.); by Wilson, T. (Nola). Umpires - HP: Steve Manders 1B: Jeff Henrichs 2B: Joe Burleson 3B: Darrin Sealey Start: 6:10 pm Time: 3:40 Attendance: 24904

LSU 9, Arkansas 1 - June 15, 2009

ROSENBLATT STADIUM, OMAHA, NEB.

LSU	AB	R	H	RBI	ARKANSAS	AB	R	H	RBI
Parker cf	3	0	0	0	Leavitt lf/rf	5	0	1	0
LeMahieu 2b	5	2	3	0	Tschepikow ss	5	1	2	0
Schimpf lf/1b	2	2	1	1	Lyons dh	5	0	2	0
Haydel ph/1b	1	0	0	0	Wilkins 1b	2	0	1	1
Dean dh	3	1	1	2	Cox 3b	4	0	0	0
McGhee pr	0	0	0	0	Bigham 2b	2	0	0	0
Gibbs c	5	1	2	0	Darr rf	1	0	0	0
Mahtook cf	4	2	1	3	House ph/lf	3	0	2	0
Mitchell rf	5	0	3	1	McCann c	4	0	1	0
Pontiff rf	0	0	0	0	Cisterna c	0	0	0	0
Ochinko 1b	4	0	0	0	Kuhn cf	2	0	0	0
Landry ph/lf	1	0	0	0	Sample ph/lf	2	0	0	0
Helenihi 3b	5	0	0	0					
Nola ss	5	1	2	1					
TOTALS	40	9	13	8	TOTALS	35	1	9	1

LSU	3	1	0	0	0	5	0	0	0	-	9	13	0
Arkansas	1	0	0	0	0	0	0	0	0	-	1	9	2

E - House(5); Kuhn(3). LOB - LSU 11; Arkansas 11. 2B - Schimpf(19); Mitchell 2(14); Tschepikow 2(12); Wilkins(18). HR - Dean(16); Mahtook(7); Nola(3). HBP - Schimpf. SF - Wilkins(3). SB - LeMahieu(11); Tschepikow(17); Wilkins(8).

LSU	IP	H	R	ER	BB	SO	ARKANSAS	IP	H	R	ER	BB	SO
Coleman	6.0	6	1	1	3	7	Eibner	1.2	5	4	4	2	1
Bradshaw	2.0	2	0	0	0	1	Forrest	4.0	4	3	3	1	2
Cain	1.0	1	0	0	0	2	Murphy	1.1	3	2	1	1	1
							Wells	2.0	1	0	0	2	2

Win - Coleman (14-2). Loss - Eibner (5-5). Save - None. HBP - by Forrest (Schimpf). Umpires - HP: Joe Burleson 1B: Darrin Sealey 2B: Steve Manders 3B: Jeff Henrichs Start: 6:08 pm Time: 3:24 Attendance: 23417

LSU 14, Arkansas 5 - June 19, 2009

ROSENBLATT STADIUM, OMAHA, NEB.

LSU	AB	R	H	RBI	ARKANSAS	AB	R	H	RBI
LeMahieu 2b/ss	5	2	1	0	Leavitt lf	5	1	3	3
Schimpf lf/1b	5	2	3	1	Lyons dh	4	0	0	0
Haydel ph/2b	1	0	1	0	Carver ss	1	0	0	0
Dean dh	4	3	2	2	Cox ss/p	4	0	0	0
Jones ph	1	0	1	1	Kowalchuk p	0	0	0	0
Gibbs c	6	1	1	1	Wilkins 3b	4	0	0	0
Mahtook cf	4	1	1	2	Bigham 2b	4	0	0	0
Ochinko 1b	3	1	1	1	House 1b	3	1	2	0
Landry lf	1	0	0	0	Hauskey ph	1	0	1	0
Mitchell rf	2	1	1	1	Kuhn pr	0	1	0	0
Pontiff rf	1	1	1	0	Eibner cf	4	1	2	2
Helenihi 3b	3	0	0	0	McCann c	3	0	1	0
Hanover ph/3b	2	1	2	3	Cisterna c	1	0	0	0
Nola ss	3	1	1	0	Darr rf	2	1	0	0
McGhee ph	1	0	0	0					
Dozar 1b	0	0	0	0					
TOTALS	42	14	16	12	TOTALS	36	5	9	5

LSU	1	0	3	0	1	1	5	0	3	-	14	16	0
Arkansas	0	0	0	0	0	0	2	0	3	-	5	9	2

E - House(6); Forrest(3). DP - Arkansas 2. LOB - LSU 8; Arkansas 6. 2B - Haydel(4); Dean(18); Ochinko(15); Hanover(9). HR - Schimpf(21); Dean(17); Mitchell(10); Hanover(5); Leavitt(2); Eibner(12). SF - Mahtook(3).

LSU	IP	H	R	ER	BB	SO	ARKANSAS	IP	H	R	ER	BB	SO
Ranaudo	6.0	4	0	0	0	5	Richards	2.0	4	4	2	2	2
Ross	1.0	3	2	2	1	2	Bolsinger	3.0	1	1	1	1	4
Byrd	1.0	0	0	0	0	0	Forrest	1.1	3	5	4	1	1
Ott	0.2	2	3	3	1	2	Wells	0.0	1	1	1	0	0
Bertuccini	0.1	0	0	0	0	0	Limbocker	0.0	0	0	0	1	0
							Murphy	1.2	2	0	0	1	2
							Cox	0.2	4	3	3	0	0
							Kowalchuk	0.1	0	0	0	0	0

Win - Ranaudo (11-3). Loss - Richards (6-2). Save - None. WP - Bolsinger(2); Limbocker(2); Murphy(3). Umpires - HP: Joe Burleson 1B: Mark Chapman 2B: Chuck Lyon 3B: Perry Costello Start: 3:38 pm Time: 3:14 Attendance: 19734 Weather: 72, partly sunny, winds E at 7 = Game notes: Start of game delayed 2 hours and 30 minutes due to rain. Richards faced 3 batters in the 3rd. Wells faced 1 batter in the 7th. Limbocker faced 1 batter in the 7th.

LSU 7, Texas 6 (11 innings) - June 22, 2009

ROSENBLATT STADIUM, OMAHA, NEB.

LSU	AB	R	H	RBI	TEXAS	AB	R	H	RBI
LeMahieu 2b/ss	4	2	2	3	Torres 3b	5	0	1	0
Schimpf lf/1b	5	1	1	1	Tucker 2b	5	1	1	1
Dean dh	5	1	1	0	Belt 1b	5	0	0	0
Gibbs c	4	1	1	0	Moldenhauer dh	3	2	3	2
Mahtook cf	6	0	2	1	Shepherd ph	0	0	0	0
Mitchell rf	6	0	2	2	Lusson,Ke. ph	1	0	0	0
Ochinko 1b	3	0	1	0	Rupp c	4	0	0	0
Landry pr/lf	0	1	0	0	Keyes rf	4	2	2	1
Helenihi 3b	4	1	0	0	Lusson,Ky. rf	1	0	0	0
Nola ss	3	0	1	0	Loy ss	5	0	1	0
Hanover ph/2b	2	0	0	0	Clark lf	3	0	0	0
					Maitland lf	1	0	0	0
					Rowe cf	4	1	1	1
TOTALS	42	7	11	7	TOTALS	41	6	9	5

LSU	1	0	0	0	0	2	1	0	2	0	1	-	7	11	0
Texas	0	0	0	3	0	2	1	0	0	0	0	-	6	9	1

E - Rupp, C.(6). DP - Texas 1. LOB - LSU 11; Texas 6. 2B - LeMahieu(13); Loy, B.(8). 3B - Mitchell(5). HR - LeMahieu(5); Schimpf(22); Tucker, T.(3); Moldenhauer 2(3); Keyes, K.(8); Rowe, C.(8). HBP - Maitland, T.. SH - LeMahieu(3); Rowe, C.(8). SB - LeMahieu(12).

LSU	IP	H	R	ER	BB	SO	TEXAS	IP	H	R	ER	BB	SO
Coleman	6.0	9	6	6	0	6	Ruffin	5.2	5	3	3	1	10
Jones	1.0	0	0	0	0	1	Wood	2.2	3	2	2	1	2
Bertuccini	1.0	0	0	0	1	0	Jungmann	0.0	0	1	1	1	0
Ott	3.0	0	0	0	1	3	Dicharry	1.0	2	0	0	3	1
							Workman	1.2	1	1	1	2	2

Win - Ott (4-2). Loss - Workman, B. (3-4). Save - None. WP - Coleman(3); Dicharry, A.(4). HBP - by Ott (Maitland, T.). Umpires - HP: Tony Maners 1B: Perry Costello 2B: Steve Manders 3B: Jeff Henrichs Start: 6:11 pm Time: 4:09 Attendance: 23019 Coleman faced 1 batter in the 7th. Jungmann, T. faced 1 batter in the 9th.

Texas 5, LSU 1 - June 23, 2009

ROSENBLATT STADIUM, OMAHA, NEB.

TEXAS	AB	R	H	RBI	LSU	AB	R	H	RBI
Torres 3b	4	1	1	0	LeMahieu 2b	4	0	1	0
Tucker 2b	3	0	1	0	Schimpf 1b	4	0	0	0
Belt 1b	4	0	2	1	Dean dh	3	0	1	0
Moldenhauer dh	4	1	1	1	Gibbs c	4	0	1	0
Rupp c	3	1	2	0	Mahtook cf	4	0	0	0
Keyes rf	5	0	0	0	Mitchell rf	3	1	1	0
Rowe cf	4	1	1	1	Landry lf	4	0	1	0
Clark lf	4	1	3	2	Helenihi 3b	3	0	0	0
Loy ss	4	0	1	0	Nola ss	3	0	0	0
TOTALS	35	5	12	5	TOTALS	32	1	5	0

Texas	1	1	3	0	0	0	0	0	0	-	5	12	3
LSU	0	1	0	0	0	0	0	0	0	-	1	5	2

E - Tucker, T.(8); Loy, B.2(10); Gibbs 2(7). DP - Texas 2; LSU 2. LOB - Texas 10; LSU 6. 2B - Rupp, C.(13); Rowe, C.(7). 3B - LeMahieu(4). HR - Moldenhauer(4); Clark, P.(3). HBP - Rupp, C.. SH - Tucker, T.(9). SB - Loy, B.(9). CS - Torres,

TEXAS	IP	H	R	ER	BB	SO	LSU	IP	H	R	ER	BB	SO
Jungmann	9.0	5	1	0	2	9	Ross	2.0	4	2	2	1	0
							Byrd	0.2	3	3	3	0	0
							Cain	3.1	3	0	0	3	4
							Bradshaw	3.0	2	0	0	0	0

M.(2). Reached on CI - Tucker, T..

Win - Jungmann, T. (11-3). Loss - Ross (6-8). Save - None. HBP - by Bradshaw (Rupp, C.). BK - Jungmann, T.(2)CI - Gibbs. Umpires - HP: Joe Burleson 1B: Steve Manders 2B: Jeff Henrichs 3B: Mark Chapman Start: 7:44 pm Time: 3:10 Attendance: 21871 Cain faced 2 batters in the 7th.

LSU 11, Texas 4 - June 24, 2009

ROSENBLATT STADIUM, OMAHA, NEB.

LSU	AB	R	H	RBI	TEXAS	AB	R	H	RBI
LeMahieu 2b	4	1	2	0	Torres 3b	5	0	2	0
McGhee 2b	0	0	0	0	Tucker 2b	5	1	2	0
Schimpf lf	3	1	1	2	Belt 1b	4	1	0	0
Landry lf	0	0	0	0	Moldenhauer dh	4	0	1	0
Dean dh	3	1	0	1	Lusson,Ky. pr	0	0	0	0
Ochinko 1b	5	2	4	3	Rupp c	4	1	1	1
Haydel 1b	0	0	0	0	Keyes rf	3	1	1	2
Mitchell rf	4	2	1	3	Rowe cf	4	0	1	0
Pontiff rf	0	0	0	0	Clark lf	3	0	1	1
Mahtook cf	5	1	1	1	Loy ss	4	0	0	0
Gibbs c	4	2	2	0					
Helenihi 3b	4	0	0	1					
Nola ss	4	1	1	0					
TOTALS	36	11	12	11	TOTALS	36	4	9	4

LSU's NCAA Individual Leaders

RUNS SCORED

2017	Kramer Robertson	85
------	------------------	----

BATTING AVERAGE

2012	Raph Rhymes	.431
------	-------------	------

HOME RUNS

1996	Eddy Furniss	26
2000	Brad Cresse	30
2008	Matt Clark	28

RBI

1993	Todd Walker	102
1996	Eddy Furniss	103
2000	Brad Cresse	106

DOUBLES

2000	Brad Hawpe	36
------	------------	----

TOTAL BASES

1993	Todd Walker	214
------	-------------	-----

WALKS

1987	Andy Galy	77
------	-----------	----

SAVES

1991	Rick Greene	14
------	-------------	----

LSU's NCAA Team Leaders

HITS

1990	LSU	807
2015	LSU	762

RUNS SCORED

1993	LSU	603
------	-----	-----

HOME RUNS

1996	LSU	131
1997	LSU	# 188
1998	LSU	157

WINNING PCT.

2013	LSU	57-11 (.838)
------	-----	--------------

SHUTOUTS PITCHED

2014	LSU	17
------	-----	----

LSU's SEC Individual Leaders

BATTING AVERAGE

2011	Mikie Mahtook	.383
2012	Raph Rhymes	.431

HOME RUNS

1964	Bob Stewart	7
1987	Albert Belle	21
1988	Craig Cala	15
1991	Gary Hymel	25
1993	Todd Walker	22
1996	Eddy Furniss	26
1997	Brandon Larson	*40
1998	Brad Cresse	29
2000	Brad Cresse	30
2006	Quinn Stewart	23
2008	Matt Clark	28
2013	Mason Katz	16

RBI

1987	Craig Faulkner	69
1988	Craig Cala	75
1989	Wes Grisham	85
1991	Gary Hymel	79
1992	Todd Walker	76
1993	Todd Walker	102
1996	Eddy Furniss	106
1997	Brandon Larson	*118
1998	Brad Cresse	90
2000	Brad Cresse	106
2001	Todd Linden	76
2013	Mason Katz	70
2021	Gavin Dugas	66

TRIPLES

1981	Chip Moses	5
1983	Mark Howie	7
1989	Wes Grisham	6
1990	Rich Cordani	6
1995	Mike Klostermeyer	6
2008	Ryan Schimpf	7
2013	Alex Bregman	7
2018	Antoine Duplantis	6

DOUBLES

1986	Jeff Yurtin	24
1994	Russ Johnson	26
2000	Brad Hawpe	36
2003	Aaron Hill	27

STOLEN BASES

1972	Mike Sonderegger	19
1975	Larry Wright	25
1987	Rob Hartwig	42
2011	Mikie Mahtook	29
2015	Alex Bregman	38
2016	Jake Fraley	28

HITS

1961	John Bailey	32
1989	Wes Grisham	106
1990	Wes Grisham	100
1992	Todd Walker	100
1993	Todd Walker	109
1997	Brandon Larson	110
2009	DJ LeMahieu	96
2012	Raph Rhymes	100

RUNS SCORED

1991	Lyle Mouton	78
1992	Todd Walker	72
1993	Todd Walker	85
1994	Todd Walker	77
1996	Nathan Dunn	95
2000	Mike Fontenot	93
2003	Aaron Hill	68
2012	Mason Katz	65
2017	Kramer Robertson	85

PITCHING WINS

1961	Allen Smith	10
1972	Randy Wiles	8
1975	Pat Moock	10
1976	Paul Stefan	10
1986	Stan Loewer	14
1989	Curtis Leskanic	15
1990	Paul Byrd	17
1991	Chad Ogea	14
1992	Lloyd Peever	14
1996	Eddie Yarnall	11
1999	Kurt Ainsworth	13
2001	Lane Mestepey	11
2008	Jared Bradford	10
2009	Louis Coleman	14
2012	Kevin Gausman	12

ERA

1961	Allen Smith	1.34
1966	Bruce Baudier	0.88
1970	Rick Farizo	* 0.21
1980	Don Schneider	1.38
1986	Barry Manuel	2.37
1993	Brett Laxton	1.98
2002	Lane Mestepey	2.59
2009	Louis Coleman	2.93
2014	Aaron Nola	1.47

STRIKEOUTS PITCHED

1972	Randy Wiles	116
1975	Paul Stefan	73
1976	Paul Stefan	83
1983	Cal Santarelli	91
1986	Mark Guthrie	122
1988	Russ Springer	156
1989	Ben McDonald	* 202
1991	Chad Ogea	140
1995	Scott Schultz	150
1999	Kurt Ainsworth	157
2009	Anthony Ranaudo	159
2012	Kevin Gausman	135
2013	Aaron Nola	122
2014	Aaron Nola	134

LSU's SEC Team Leaders

BATTING AVERAGE

1990	LSU	.325
1996	LSU	.318
2000	LSU	.340
2001	LSU	.318
2004	LSU	.333
2015	LSU	.314

HOME RUNS

1993	LSU	85
1995	LSU	81
1996	LSU	131
1997	LSU	#188
1998	LSU	157
2003	LSU	85

RBI

1987	LSU	434
1990	LSU	515
1991	LSU	488
1993	LSU	527
1995	LSU	457
1996	LSU	583
1997	LSU	* 632
2000	LSU	598
2001	LSU	514
2003	LSU	477
2004	LSU	473
2008	LSU	488
2009	LSU	532
2012	LSU	368

TRIPLES

1987	LSU	18
1988	LSU	19
1989	LSU	26
1990	LSU	27
1993	LSU	37
2008	LSU	28
2009	LSU	19
2010	LSU	24

DOUBLES

1990	LSU	156
1991	LSU	138
1993	LSU	152
2000	LSU	*194
2003	LSU	147
2009	LSU	142
2013	LSU	128

STOLEN BASES

1987	LSU	156
2009	LSU	114
2015	LSU	130

HITS

1986	LSU	696
1990	LSU	807
1993	LSU	737
2000	LSU	864
2001	LSU	754
2003	LSU	777
2004	LSU	791
2009	LSU	783
2013	LSU	722
2015	LSU	762

RUNS SCORED

1986	LSU	542
1987	LSU	509
1990	LSU	587
1991	LSU	547
1993	LSU	603
1996	LSU	648
2000	LSU	652
2001	LSU	574
2003	LSU	524
2004	LSU	515
2008	LSU	538
2009	LSU	575
2012	LSU	397

SLUGGING PERCENTAGE

1990	LSU	.486
1993	LSU	.511
1995	LSU	.491
1996	LSU	.558
2000	LSU	.542
2001	LSU	.508
2004	LSU	.506

ERA

1987	LSU	3.07
1989	LSU	3.50
1996	LSU	3.38
1998	LSU	4.38
2002	LSU	3.42
2009	LSU	4.01

STRIKEOUTS PITCHED

1985	LSU	442
1987	LSU	552
1988	LSU	519
1989	LSU	621
1990	LSU	555
1991	LSU	626
1996	LSU	633
1997	LSU	681
1998	LSU	646
2000	LSU	574
2003	LSU	515
2009	LSU	679
2012	LSU	573

FIELDING PERCENTAGE

1995	LSU	.970
2009	LSU	.974
2012	LSU	.980
2013	LSU	.980

* - SEC Record | # - NCAA Record

Bold Type Indicates SEC Records

HITS

Season

1.	110	Brandon Larson (289 AB) 1997
2.	109	Todd Walker (276 AB) 1993
3.	106	Wes Grisham (291 AB) 1989
	106	Brad Cresse (273 AB) 2000
	106	J.C. Holt (270 AB) 2004
6.	104	Brad Hawpe (287 AB) 2000
	104	Alex Bregman (282 AB) 2013
8.	103	Mike Fontenot (292 AB) 2000
9.	102	Sean Barker (267 AB) 2002
10.	101	Todd Walker (257 AB) 1994
11.	100	Wes Grisham (278 AB) 1990
		Todd Walker (250 AB) 1992
		Ryan Patterson (293 AB) 2004
		Raph Rhymes (232 AB) 2012

Career

1.	359	Antoine Duplantis (1109 AB) 2016-19
2.	352	Eddy Furniss (948 AB) 1995-98
3.	332	Blake Dean (989 AB) 2007-10
4.	327	Jason Williams (1019 AB) 1993-96
5.	310	Todd Walker (783 AB) 1992-94
6.	307	Blair Barbier (1000 AB) 1997-2000
7.	284	Ryan Patterson (805 AB) 2003-05
8.	279	Blake Gill (883 AB) 2002-05
9.	278	Tookie Johnson (900 AB) 1988-91
10.	273	Brad Cresse (842 AB) 1997-20

RUNS

Season

1.	95	Nathan Dunn (257 AB) 1996
2.	93	Mike Fontenot (292 AB) 2000
3.	85	Todd Walker (276 AB) 1993
		Eddy Furniss (236 AB) 1998
		Kramer Robertson (290 AB) 2017
5.	83	Russ Johnson (259 AB) 1993
6.	82	Brandon Larson (289 AB) 1997
		Blair Barbier (252 AB) 1997
8.	79	Jason Williams (268 AB) 1996
9.	78	Lyle Mouton (248 AB) 1991
10.	77	Todd Walker (257 AB) 1994
		Eddy Furniss (259 AB) 1997

Career

1.	270	Jason Williams (1019 AB) 1993-96
2.	261	Eddy Furniss (948 AB) 1995-98
3.	260	Blair Barbier (1000 AB) 1997-2000
4.	234	Todd Walker (783 AB) 1992-94
5.	223	Blake Dean (989 AB) 2007-10
6.	216	Russ Johnson (733 AB) 1992-94
7.	213	Antoine Duplantis (1109 AB) 2016-19
8.	211	Tookie Johnson (900 AB) 1988-91
9.	206	Armando Rios (568 AB) 1991-93
10.	205	Brad Cresse (842 AB) 1997-2000

RUNS BATTED IN

Season

1.	118	Brandon Larson (289 AB) 1997
2.	106	Brad Cresse (273 AB) 2000
3.	103	Eddy Furniss (238 AB) 1996
4.	102	Todd Walker (276 AB) 1993
5.	90	Brad Cresse (232 AB) 1998
6.	85	Wes Grisham (291 AB) 1989
7.	84	Trey McClure (240 AB) 1998
	84	Brad Hawpe (287 AB) 2000
9.	82	Jeff Leamont (257 AB) 1999
10.	81	Nathan Dunn (257 AB) 1996

Career

1.	308	Eddy Furniss (948 AB) 1995-98
2.	260	Blake Dean (989 AB) 2007-10
3.	257	Brad Cresse (842 AB) 1997-2000
4.	246	Todd Walker (783 AB) 1992-94
5.	216	Antoine Duplantis (1109 AB) 2016-19
6.	202	Trey McClure (778 AB) 1996-99
7.	199	Blair Barbier (1000 AB) 1997-2000
8.	185	Clay Harris (771 AB) 2002-05
9.	182	Chad Cooley (824 AB) 1993-96
10.	181	Russ Johnson (733 AB) 1992-94

BATTING AVERAGE

(Min. 2 at bats per team game)

Season

1.	.431	Raph Rhymes (100-for-232) 2012
2.	.410	Russ Johnson (96-for-234) 1994
3.	.403	Eddy Furniss (95-for-236) 1998
4.	.400	Todd Walker (100-for-250) 1992
5.	.395	Todd Walker (109-for-276) 1993
		Mike Nunnally (32-for-81) 1971
7.	.393	Todd Walker (101-for-257) 1994
		J.C. Holt (106-for-270) 2004
9.	.390	Gene Murphy (23-for-59) 1951
10.	.388	Al White (38-for-98) 1958
		Brad Cresse (106-for-273) 2000
		Micah Gibbs (95-for-245) 2010

Career

1.	.396	Todd Walker (310-for-783) 1992-94
2.	.373	Raph Rhymes (261-for-700) 2011-13
3.	.372	Sean Barker (129-for-347) 2001-02
4.	.371	Eddy Furniss (352-for-948) 1995-98
5.	.367	Russ Johnson (269-for-733) 1992-94
6.	.362	Wes Grisham (206-for-569) 1989-90
7.	.353	Mark Cooper (101-for-286) 1983-84
		Lyle Mouton (149-for-422) 1990-91
		Ryan Patterson (284-for-805) 2003-05
10.	.351	Brad Hawpe (142-for-404) 1999-00
11.	.350	Jeff Yurtin (138-for-394) 1985-86
		J.C. Holt (240-for-686) 2002-04

DOUBLES

Season

1.	36	Brad Hawpe (287 AB) 2000
2.	27	Eddy Furniss (236 AB) 1998
		Aaron Hill (265 AB) 2003
4.	26	Russ Johnson (234 AB) 1994
		Wes Grisham (291 AB) 1989
6.	25	Eddy Furniss (259 AB) 1997
		Bryan Moore (241 AB) 2001
8.	24	Chad Cooley (260 AB) 1995
		Jeff Yurtin (216 AB) 1986
10.	23	Craig Cala (264 AB) 1989
		Wes Grisham (278 AB) 1990
		Keith Osik (268 AB) 1990
		Rich Cordani (273 AB) 1990
		Johnny Tellechea (262 AB) 1991
		Todd Walker (257 AB) 1994
		Blair Barbier (252 AB) 1997
		Ryan Patterson (293 AB) 2004
		Nick Stavinoha (257 AB) 2005
		Ryan Patterson (249 AB) 2005

Career

1.	87	Eddy Furniss (948 AB) 1995-1998
2.	66	Ryan Patterson (805 AB) 2003-05
3.	63	Blake Dean (989 AB) 2007-10
4.	62	Blair Barbier (1000 AB) 1997-2000
5.	61	Todd Walker (783 AB) 1992-94
6.	60	Russ Johnson (733 AB) 1992-94
		Chad Cooley (824 AB) 1993-96
8.	59	Jason Williams (1019 AB) 1993-96
9.	56	Alex Bregman (786 AB) 2013-15
10.	52	Clay Harris (771 AB) 2002-05
	52	Mason Katz (718 AB) 2010-13



Infielder Tookie Johnson (1988-91)

TRIPLES

Season

1.	11	Todd Walker (276 AB) 1993
2.	8	Roger Sigler (59 AB) 1954
3.	7	Mark Howie (162 AB) 1983
		Ryan Schimpf (250 AB) 2008
		Alex Bregman (282 AB) 2013
5.	6	John Morse (189 AB) 1983
		Manny Mantrana (172 AB) 1984
		Wes Grisham (291 AB) 1989
		Rich Cordani (273 AB) 1990
		Mike Neal (213 AB) 1993
		Mike Klostermeyer (235 AB) 1995
		J.C. Holt (192 AB) 2002
		Leon Landry (240 AB) 2010
		Jake Fraley (267 AB) 2016
		Antoine Duplantis (271 AB) 2018

Career

1.	16	Antoine Duplantis (1109 AB) 2016-19
2.	15	Todd Walker (783 AB) 1992-94
3.	12	Mikie Mahtook (631 AB) 2009-11
		Jake Fraley (613 AB) 2014-16
5.	11	Tony Toups (372 AB) 1973-76
		John Morse (369 AB) 1982-83
		Mark Howie (419 AB) 1982-84
		Albert Belle (585 AB) 1985-87
		J.C. Holt (686 AB) 2002-04
		Leon Landry (624 AB) 2008-10

HOME RUNS

Season

1.	40	Brandon Larson (289 AB) 1997
2.	30	Brad Cresse (273 AB) 2000
3.	29	Brad Cresse (232 AB) 1998
4.	28	Eddy Furniss (236 AB) 1998
		Matt Clark (227 AB) 2008
6.	27	Trey McClure (240 AB) 1998
7.	26	Eddy Furniss (238 AB) 1996
8.	25	Gary Hymel (245 AB) 1991
9.	23	Quinn Stewart (223 AB) 2006
10.	22	Todd Walker (276 AB) 1993
		Justin Bowles (232 AB) 1996
		Mike Koerner (273 AB) 1997
		Ryan Schimpf (262 AB) 2009

Career

1.	80	Eddy Furniss (948 AB) 1995-98
2.	78	Brad Cresse (842 AB) 1997-2000
3.	59	Trey McClure (778 AB) 1996-99
4.	56	Blake Dean (989 AB) 2007-10
5.	52	Todd Walker (783 AB) 1992-94
6.	50	Ryan Patterson (805 AB) 2003-05
7.	49	Albert Belle (585 AB) 1985-87
8.	46	Blair Barbier (1000 AB) 1997-2000
9.	40	Mike Koerner (671 AB) 1995-97
		Brandon Larson (289 AB) 1997

TOTAL BASES

Season	
1. 250	Brandon Larson (289 AB) 1997
2. 217	Brad Cresse (273 AB) 2000
3. 214	Todd Walker (276 AB) 1993
4. 212	Eddy Furniss (236 AB) 1998
5. 201	Wes Grisham (291 AB) 1989
6. 190	Eddy Furniss (238 AB) 1996
7. 184	Mike Koerner (273 AB) 1997
8. 182	Nathan Dunn (257 AB) 1996
9. 181	Russ Johnson (234 AB) 1994
10. 180	Todd Walker (257 AB) 1994

Career	
1. 689	Eddy Furniss (948 AB) 1995-98
2. 575	Blake Dean (989 AB) 2007-10
3. 557	Todd Walker (783 AB) 1992-94
4. 556	Brad Cresse (842 AB) 1997-2000
5. 517	Blair Barbier (1000 AB) 1997-2000
6. 510	Ryan Patterson (805 AB) 2003-05
7. 490	Antoine Duplantis (1109 AB) 2016-19
8. 470	Jason Williams (1019 AB) 1993-96
9. 461	Trey McClure (778 AB) 1996-99
10. 445	Russ Johnson (733 AB) 1992-94

STOLEN BASES

Season	
1. 42	Rob Hartwig (67 games) 1987
2. 38	Alex Bregman (66 games) 2015
3. 36	Jared Mitchell (67 games) 2009
4. 34	Jeff Reboulet (56 games) 1985
5. 33	Ron Lim (66 games) 1989
6. 31	Rob Hartwig (54 games) 1986
7. 29	Mikie Mahtook (56 games) 2011
8. 28	Josh Dalton (67 games) 1998
28	Jake Fraley (66 games) 2016
10. 26	Russ Johnson (66 games) 1994
26	Andrew Stevenson (62 games) 2015

Career	
1. 73	Rob Hartwig (121 games) 1986-87
2. 70	Jared Mitchell (174 games) 2007-09
3. 67	Larry Wright (174 games) 1975-78
4. 66	Alex Bregman (196 games) 2013-15
5. 61	Russ Johnson (200 games) 1992-94
6. 60	Mikie Mahtook (180 games) 2009-11
7. 59	Jake Fraley (173 games) 2014-16
8. 58	Jeff Reboulet (125 games) 1985-86
9. 57	Antoine Duplantis (269 games) 2016-19
57	Ron Lim (132 games) 1989-90

WALKS RECEIVED

Season	
1. 77	Andy Galy (221 AB) 1987
2. 72	Eddy Furniss (236 AB) 1998
3. 67	Russ Johnson (234 AB) 1994
	Russ Johnson (259 AB) 1993
5. 64	Armando Rios (235 AB) 1993
6. 62	Mike Bianco (249 AB) 1989
7. 60	Craig Cala (264 AB) 1989
8. 58	Eddy Furniss (259 AB) 1997
9. 57	Trey McClure (229 AB) 1999
	Ryan Theriot (275 AB) 2000
	Jared Mitchell (226 AB) 2009

Career	
1. 191	Eddy Furniss (948 AB) 1995-98
2. 164	Jason Williams (1019 AB) 1993-96
3. 163	Russ Johnson (733 AB) 1992-94
	Trey McClure (778 AB) 1996-99
5. 157	Blair Barbier (1000 AB) 1997-2000
	Ryan Theriot (783 AB) 1999-2001
7. 148	Blake Dean (989 AB) 2007-10
8. 145	Andy Galy (491 AB) 1985-88
9. 144	Steve Bollman (554 AB) 1975-79
10. 143	Armando Rios (568 AB) 1991-93

PITCHING VICTORIES

Season	
1. 17	Paul Byrd (29 App) 1990
2. 15	Curtis Leskanic (29 App) 1989
	Brian Tallet (25 App) 2000
4. 14	Louis Coleman (25 App) 2009
	Patrick Coogan (25 App) 1997
	Lloyd Peever (17 App) 1992
	Ben McDonald (26 App) 1989
	Stan Loewer (28 App) 1986
	Chad Ogea (23 App) 1990
	Chad Ogea (25 App) 1991

Career	
1. 39	Jared Poche' (2014-17)
2. 38	Scott Schultz (1992-95)
3. 36	Lane Mestepey (2001-05)
4. 33	Stan Loewer (1984-87)
5. 31	Paul Byrd (1989-91)
6. 30	Pat Moock (1972-75)
	Chad Ogea (1989-91)
	Mike Sirotka (1990-93)
	Aaron Nola (2012-14)
10. 29	Ben McDonald (1987-89)
	Louis Coleman (2006-09)

EARNED RUN AVERAGE

Season	
1. 0.21	Rick Farizo (1 ER, 41.2 IP) 1970
2. 0.49	Hunter Newman (2 ER, 36.2 IP) 2015
3. 1.10	Bruce Baudier (6 ER, 49 IP) 1966
4. 1.16	Chris Cotton (6 ER, 46.2 IP) 2013
5. 1.33	Tom Barfield (4 ER, 27 IP) 1954
6. 1.34	Mike Tullier (9 ER, 60.1 IP) 1968
7. 1.35	Allen Smith (12 ER, 80 IP) 1961
8. 1.38	Don Schneider (8 ER, 52.1 IP) 1980
9. 1.44	Rick Farizo (8 ER, 50 IP) 1968
10. 1.47	Aaron Nola (19 ER, 116.1 IP) 2014

Career	
1. 1.70	Bruce Baudier (23 ER, 121.1 IP) 1966-67
2. 1.82	Allen Smith (48 ER, 237.1 IP) 1960-62
3. 1.83	Hunter Newman (26 ER, 128.0 IP) 2013-17
4. 2.05	Dick Hicks (30 ER, 131.2 IP) 1967-68
5. 2.09	Rick Farizo (27 ER, 116.1 IP) 1968-71
2.09	Aaron Nola (77 ER, 332 IP) 2012-14
7. 2.17	Paul Stefan (87 ER, 277.1 IP) 1975-77
8. 2.26	Chris Cotton (32 ER, 127.1 IP) 2010-13
9. 2.36	Steve George (41 ER, 156.1 IP) 1962-64
10. 2.41	Randy Wiles (77 ER, 287 IP) 1970-73

STRIKEOUTS

Season	
1. 202	Ben McDonald (152.1 IP) 1989
2. 159	Anthony Ranaudo (124.1 IP) 2009
3. 158	Doug Thompson (124.1 IP) 1997
4. 157	Kurt Ainsworth (130.1 IP) 1999
5. 156	Eddie Yarnall (124.2 IP) 1996
	Russell Springer (119 IP) 1988
7. 150	Scott Schultz (117 IP) 1995
150	Alex Lange (124.1 IP) 2017
9. 144	Patrick Coogan (125 IP) 1997
	Ben McDonald (118.2 IP) 1988

Career	
1. 409	Scott Schultz (398 IP) 1992-95
2. 406	Alex Lange (350 IP) 2015-17
2. 373	Ben McDonald (308.2 IP) 1987-89
3. 345	Aaron Nola (332 IP) 2012-14
4. 326	Mike Sirotka (372 IP) 1990-93
5. 319	Paul Byrd (333.2 IP) 1989-91
6. 317	Stan Loewer (344 IP) 1984-87
7. 313	Mark Guthrie (319.1 IP) 1984-87
	Russell Springer (252 IP) 1987-89
9. 310	Randy Wiles (287 IP) 1970-73
10. 303	Louis Coleman (311.2 IP) 2006-09



Pitcher Lane Mestepey (2001-05)

STRIKEOUTS PER NINE INNINGS

Season	
1. 14.42	Ty Floyd (39 SO, 24.1 IP) 2021
2. 14.33	Russell Springer (68 SO, 42.2 IP) 1987
3. 13.05	Eddie Yarnall (87 SO, 60 IP) 1995
4. 12.41	Nick Rumbelow (34 SO, 24.2 IP) 2012
5. 12.34	Matty Ott (69 SO, 50.1 IP) 2009
6. 12.31	Zack Hess (83 SO, 60.2 IP) 2017
7. 12.18	Randy Keisler (135 SO, 99.2 IP) 1998
8. 12.03	Nick Goody (45 SO, 33.2 IP) 2012
9. 11.91	Ben McDonald (202 SO, 152.2 IP) 1989
10. 11.85	Javen Coleman (43 SO, 32.2 IP) 2021
11. 11.80	Russell Springer (156 SO, 119 IP) 1988
11.80	Matthew Beck (45 SO, 34.1 IP) 2018

Career	
1. 11.88	Eddie Yarnall (260 SO, 197 IP) 1994-96
2. 11.18	Russell Springer (313 SO, 252 IP) 1987-89
3. 11.13	Kurt Ainsworth (171 SO, 138.1 IP) 1998-99
4. 11.00	Barry Manuel (165 SO, 135 IP) 1985-87
5. 10.93	Zack Hess (272 SO, 224 IP) 2017-19
6. 10.87	Ben McDonald (373 SO, 308.2 IP) 1987-89
7. 10.82	Anthony Ranaudo (226 SO, 188 IP) 2008-10
8. 10.64	Patrick Coogan (266 SO, 225 IP) 1995-97
9. 10.44	Alex Lange (406 SO, 350 IP) 2015-17
10. 10.35	Doug Thompson (282 SO, 245.1 IP) 1997-98

Bold Type
Indicates SEC Records

RUNS

YEAR	NAME, POS.	RUNS
1948	Buddy Coleman, lf	19
1949	Bob Meador, cf	14
1950	Sinclair Kouns, 1b	11
1951	Billy Hanna, ss	14
1952	Al Doggett, lf	17
	Jerry Marchand, c	17
1953	Irv DeLattre, lf	18
1954	Paul Zinser, 3b	15
1955	Tommy Virgets, 2b	17
	Darryl Whitty, cf-3b	17
1956	Don Hover, of	15
1957	Al White, 2b	11
1958	Al White, 2b	28
1959	Ronnie Johnston, cf	33
1960	George Nattin, lf	20
1961	John Bailey, cf	21
1962	Tommy Demont, 3b	17
1963	Gene Achord, cf	23
1964	Pat Screen, lf	16
1965	Sterling Abernathy, cf	8
1966	Lyndon Morris, 1b-2b	12
1967	Steve Oglin, 1b-lf, p	19
1968	Ron Hunt, ss	17
1969	Craig Burns, cf	13
1970	Mike Moock, 2b	22
1971	Mike Sonderberger, lf	23
1972	Mike Miley, ss	27
1973	Mike Miley, ss	22
1974	Mike Miley, ss	19
1975	Steve Frank, 1b	41
1976	Larry Wright, cf	27
	Tony Troups, ss	27
	Steve Bollman, 2b	27
1977	Steve Bollman, 2b	24
1978	Larry Wright, cf	23
1979	Bobby Mariano, 3b	39
1980	Chip Moses, ss	29
1981	Jeff Harrell, lf-1b	48
1982	Ken Mulshenock, dh	41
1983	John Morse, lf	38
	Mike Saab, rf	38
1984	Tim Schneider, 3b	43
1985	Jeff Reboulet, ss	58
1986	Jeff Reboulet, ss	63
	Albert Belle, of	63
	Jim Bowie, 1b	63
1987	Jack Voigt, of	63
1988	Andy Galy, 2b	58
1989	Craig Cala, rf	71
1990	Tim Clark, rf	70
1991	Lyle Mouton, rf	78
1992	Todd Walker, 2b	72
1993	Todd Walker, 2b	85
1994	Todd Walker, 2b	77
1995	Warren Morris, 2b	70
1996	Nathan Dunn, 3b	95
1997	Brandon Larson, ss	82
	Eddy Furniss, 1b	82
1998	Eddy Furniss, 1b	85
1999	Blair Barber, 3b	66
2000	Mike Fontenot, 2b	93
2001	Ryan Theriot, ss	67
2002	Matt Heath, lf	57
2003	Aaron Hill, ss	68
2004	J.C. Holt, cf	71
2005	Ryan Patterson, lf	74
2006	Quinn Stewart, rf	50
2007	Jared Mitchell, cf	41
2008	Blake Dean, of/dh	62
2009	Ryan Schimpf, inf/of	73
2010	Mikie Mahtook, of	68
2011	Mikie Mahtook, of	61
2012	Mason Katz, 1b/of	65
2013	Alex Bregman, ss	59
2014	Sean McMullen, of	44
2015	Alex Bregman, ss	59
2016	Jake Fraley, of	61
	Kramer Robertson, ss	61
2017	Kramer Robertson, ss	85 *
2018	Antoine Duplant, of	55
2019	Josh Smith, ss	72
2020	Daniel Cabrera, of	14
2021	Dylan Crews, of	64
	Tre' Morgan, 1b	64

* - also NCAA leader

HITS

YEAR	NAME, POS.	HITS
1948	Bill Michaelis, lf	30
1949	Lee Hedges, ss-of	20
1950	Luther Payer, 3b	20
1951	Billy Hanna, ss	24
1952	Al Doggett, lf	22
1953	Jerry Marchand, c	26
1954	Roger Sigler, p-lf	21
1955	Roger Sigler, p-of	24

1956	Ralph Richoux, c	23
1957	Redfield Bryan, ss	17
1958	Al White, 2b	38
1959	Andy Bourgeois, 3b	35
1960	Frank Naff, 1b	29
1961	John Bailey, cf	32
1962	Bobby Theriot, rf	30
1963	Bobby Cotten, rf	30
1964	Bob Stewart, 1b	26
	Joe Moock, ss	26
1965	Harry Morel, 3b	22
1966	Bob Leake, ss-3b	22
	Jack Achord, 2b	22
1967	Tom Giles, c	28
1968	Ron Hunt, ss	34
1969	Phil Lewis, 3b	30
1970	Mike Moock, 2b	40
1971	Craig Burns, cf	42
1972	Mike Miley, ss	40
1973	Gerald Keigley, 3b	27
	Mike Miley, ss	27
1974	Sterling Abernathy, lf	32
1975	Steve Frank, 1b	62
1976	Larry Wright, cf	47
1977	Kenny Klug, 3b	38
1978	Tim Wadsworth, c-1b-dh	38
1979	Duane Dewey, c	64
1980	Chip Moses, ss	46
	Tony Loner, c	46
1981	Chip Moses, 2b	70
1982	Ken Mulshenock, dh	37
	Chris Brandt, ss	37
1983	John Morse, lf	67
1984	Tim Sossamon, rf	58
1985	Marty Lanoux, 3b	76
1986	Jim Bowie, 1b	88
1987	Craig Faulkner, c	82
1988	Rich Vasquez, cf	68
1989	Wes Grisham, dh	106
1990	Wes Grisham, lf	100
1991	Lyle Mouton, rf	88
1992	Todd Walker, 2b	100
1993	Todd Walker, 2b	109
1994	Todd Walker, 2b	101
1995	Warren Morris, 2b	93
1996	Nathan Dunn, 3b	92
1997	Brandon Larson, ss	110
1998	Eddy Furniss, 1b	95
1999	Jeff Leumont, 1b	88
2000	Brad Cresce, c	106
2001	Ryan Theriot, ss	94
2002	Sean Barker, rf	102
2003	Aaron Hill, ss	95
2004	J.C. Holt, cf	106
2005	Nick Stavino, rf	95
2006	J.T. Wise, 2b	66
2007	Blake Dean, of	65
2008	Blake Dean, of/dh	95
2009	DJ LeMahieu, inf	96
2010	Micah Gibbs, c	95
2011	Raph Rhymes, dh	77
2012	Raph Rhymes, lf	100
2013	Alex Bregman, ss	104
2014	Alex Bregman, ss	77
2015	Chris China, 1b	88
2016	Antoine Duplant, of	89
2017	Antoine Duplant, of	90
2018	Antoine Duplant, of	89
2019	Antoine Duplant, of	91
2020	Daniel Cabrera, of	20
	Cade Beloso, 1b	20
2021	Dylan Crews, of	89
	Tre' Morgan, 1b	89

DOUBLES

YEAR	NAME, POS.	DOUBLES
1948	Gene Murphy, c	2
	Jim Lindsey, 1b	2
1949	Lee Hedges, ss-of	2
1950	Bob Meador, of	2
1951	Gene Murphy, c	7
1952	Al Doggett, lf	3
1953	Al Doggett, lf	4
1954	Irv DeLattre, 1b	4
1955	Irv DeLattre, 1b	4
1956	Don Hover, of	4
1957	Al White, 2b	4
1958	Ronnie Johnston, cf	5
1959	Ronnie Johnston, cf	6
1960	Billy Barfield, cf	7
1961	Hadley Smith, lf	5
1962	Bobby Theriot, rf	5
1963	Gene Achord, cf	6
	Bobby Cotten, rf	6
1964	Harry Morel, 3b	5
1965	six players	2
1966	Lyndon Morris, lf-2b	6
1967	Steve Oglin, 1b-lf-p	9
1968	Bob Leake, rf	8
1969	Tom Giles, c	6

1970	Bill Bright, rf	7
1971	Craig Burns, cf	7
	Mike Sonderberger, lf	7
1972	Gerald Keigley, ss	9
1973	Steve Frank, of-1b	7
1974	Mike Miley, ss	6
1975	Wally McMakin, 3b	10
1976	Larry Wright, cf	10
	Tony Troups, ss	10
1977	Larry Wright, cf	7
	Kevin Neromi, rf	7
1978	Tim Wadsworth, c-1b-dh	8
1979	Pete Almaguer, 2b	14
1980	Tony Loner, c	12
1981	Andy Petrone, 3b	12
1982	Chris Brant, ss	13
	Tony Loner, c	12
1983	John Morse, lf	14
1984	Tim Schneider, 3b	17
1985	Tim Sossamon	15
1986	Jeff Yurtin, 3b	24
1987	Craig Faulkner, c	19
1988	Craig Cala, rf	14
	Adam Terris, 1b	14
1989	Wes Grisham, dh	26
1990	Rich Cordani, 3b	23
	Keith Osik, c	23
1991	Johnny Tellechea, 1b	23
1992	Todd Walker, 2b	21
1993	Harry Berrios, rf	22
1994	Russ Johnson, ss	26
1995	Chad Cooley, lf	24
1996	Eddy Furniss, 1b	21
1997	Eddy Furniss, 1b	25
1998	Eddy Furniss, 1b	27
1999	Jeremy Witten, of	18
2000	Brad Hawpe, 1b	36 *
2001	Bryan Moore, 1b	25
2002	Wally Pontiff, 3b	20
2003	Aaron Hill, ss	27
2004	Ryan Patterson, lf	23
2005	Nick Stavino, rf	23
	Ryan Patterson, lf	23
2006	Will Harris, 3b	18
2007	Blake Dean, of	12
2008	Blake Dean, of/dh	18
	Ryan Schimpf, 2b	18
2009	Ryan Schimpf, inf/of	19
2010	Mikie Mahtook, of	19
2011	Mason Katz, of	21
2012	Austin Nola, ss	16
2013	Alex Bregman, ss	18
	Sean McMullen, dh	18
2014	Sean McMullen, of	18
2015	Alex Bregman, ss	22
2016	Kramer Robertson, ss	20
2017	Kramer Robertson, ss	18
2018	Austin Bain, 1b	21
2019	Josh Smith, ss	17
	Zach Watson, of	17
2020	Cade Beloso, 1b	4
2021	Tre' Morgan, 1b	16
	Dylan Crews, of	16

* - also NCAA leader

TRIPLES

YEAR	NAME, POS.	TRIPLES
1948	NA	
1949	Bob Meador, of	2
	Jim Lindsey, 1b	2
1950	NA	
1951	Bob Meador, lf	3
1952	Jim Barton, cf	4
1953	Jerry Marchand, c-of	5
1954	Roger Sigler, p-lf	8
1955	Leonard Drude, p-rf	2
	John Pettis, c	2
	Dan Stovall, lf-if	2
1956	Ralph Richoux, c	2
	Gerald Hare, 2b	2
	Don Hover, of	2
1957	Ralph Richoux, c	2
	Ronnie Johnston, 1b	2
1958	Bob Loftin, p-of	5
1959	Frank Naff, rf	3
1960	Carey Guglielmo, rf	3
1961	John Bailey, cf	3
1962	Lynn Amedee, p-lf	2
	Tommy Demont, 3b	2
1963	Harry Morel, 3b	1
	Bobby Cotten, rf	1
	Gene Achord, cf	1
	Don Chatelain, lf	1
1964	Bobby Morel, 3b	1
	Bill Triplet, rf	1
1965	Harry Morel, 3b	3
	Billy Ezell, lf	3
1966	Six Players	1
1967	Tom Giles, c	3

1968	Tom Henner, 1b	1
	Don Barteet, cf	1
1969	Mike Moock, 2b	3
1970	Bill Bright, rf	5
1971	Steve Collins, 1b	3
1972	Mike Sonderberger, lf	3
1973	Mike Miley, ss	2
	Robert Woodward, of-p	2
1974	Randy Aldridge, lf	4
	Steve Spitz, 2b	4
	Mike Miley, ss	4
1975	Wally McMakin, 3b	4
	Tony Troups, ss	4
1976	Tony Troups, ss	4
1977	Four Players	1
1978	Five Players	1
1979	Jeff Harrell	5
1980	Mike Saab, rf	4
1981	Chip Moses, 2b	5
1982	John Morse, lf	5
1983	Mark Howie, ss	7
1984	Manny Mantrana, 2b	6
1985	Tim Sossamon, rf	3
	Albert Belle, of	3
1986	Jeff Yurtin, 3b	5
	Albert Belle, of	5
1987	Albert Belle, of	3
	Rich Vasquez, 3b	3
	Jack Voigt, of	3
1988	Craig Cala, rf	3
	ookie Johnson, 3b	3
1989	Wes Grisham, dh	6
1990	Rich Cordani, 3b	6
1991	Andy Sheets, ss	4
1992	Three players	3
1993	Todd Walker, 2b	11
1994	Russ Johnson, ss	4
1995	Mike Klostermeyer, 1b	6
1996	Nathan Dunn, 3b	4
1997	Trey McClure, 3b	3
1998	Eddy Furniss, 1b	3
1999	Jeff Leumont, 1b	3
	Jeremy Witten, of	3
	Ryan Theriot, 2b	3
2000	Mike Fontenot, 2b	3
	Ryan Theriot, ss	3
	Ray Wright, rf	3
2001	Ryan Theriot, ss	3
2002	J.C. Holt, 2b	6
2003	Ivan Naccarata, 3b	5
2004	Blake Gill, ss	5
2005	Ryan Patterson, lf	2
	Derek Hebert, ss	2
	Bruce Sprowl, cf	2
2006	Bruce Sprowl, lf	5
2007	Blake Dean, of	3
	J.T. Wise, inf	3
2008	Ryan Schimpf, 2b	7
2009	Jared Mitchell, of	5
2010	Leon Landry, of	6
2011	Mikie Mahtook, of	5
2012	Arby Fields, of	4
2013	Alex Bregman, ss	7
2014	Andrew Stevenson, of	5
2015	Jake Fraley, of	5
	Andrew Stevenson, of	5
2016	Jake Fraley, of	6
2017	Kramer Robertson, ss	3
	Zach Watson, of	3
2018	Antoine Duplant, of	6
2019	Antoine Duplant, of	3
2020	Giovanni DiGiacomo, of	1
	Cade Beloso, 1b	1
	Zack Mathis, 3b	1
	Saul Garza, c	1
2021	Tre' Morgan, 1b	4

HOME RUNS

YEAR	NAME, POS.	HR
1948	NA	
1949	Lee Hedges, ss-of	1
	Bill Michaelis, 3b	1
1950	NA	
1951	Bob Meador, lf	1
	Jim Lindsey, 1b	1
	Jim Barton, 1b	1
1952	Al Doggett, lf	2
	Jim Barton, cf	2
1953	Tommy Howard, 3b	3
1954	Irv DeLattre, 1b	1
	Paul Zinser, 3b	1
1955	Roger Sigler, of-p	3
1956	Roger Sigler, p-1b	1
1957	Ralph Richoux, c	1
	Roger Sigler, p-rf	1
	Ronnie Johnston, 1b	1
1958	Al White, 2b	3
1959	Andy Bourgeois, 3b	4
	Bill Loftin, c	4
1960	Charles Strange, cf	3

1961	John Bailey, cf	3
1962	Gene Achord, cf	5

Year-by-Year Statistical Leaders

BOLD TYPE INDICATES SEC LEADERS

1966	Ralph Richoux, c	14
	Bob Leake, ss-3b	11
	Jack Achard, 2b	11
1967	Tom Giles, c	23
1968	Bob Leake, rf	21
1969	Craig Burns, cf	18
1970	Bill Bright, rf	25
1971	Craig Burns, cf	28
1972	Mike Miley, ss	31
1973	Gerald Keigley, 3b	24
1974	Randy Aldridge, lf	22
1975	Steve Frank, 1b	39
1976	Vaughan Meiners, 1b	24
1977	Joey Thibodeaux, c	23
1978	Tim Wadsworth, c-1b-dh	27
1979	Pete Almaguer, 2b	38
1980	Randy Olsen, lf-1b	23
1981	Bill Freidhof, 1b	43
1982	Bill Freidhof, 1b	43
1983	Mark Cooper, c	46
1984	John Dixon, 1b	39
1985	Tim Sossamon, rf	50
1986	Albert Belle, of	66
1987	Craig Faulkner, c	69
1988	Craig Cala, rf	75
1989	Wes Grisham, dh	85
1990	Wes Grisham, lf	72
1991	Gary Hymel, c	79
1992	Todd Walker, 2b	76
1993	Todd Walker, 2b	102 *
1994	Russ Johnson, ss	74
1995	Mike Klostermeyer, 1b	62
1996	Eddy Furniss, 1b	103 *
1997	Brandon Larson, ss	118
1998	Brad Cresce, c	90
1999	Jeff Leamont, 1b	82
2000	Brad Cresce, c	106 *
2001	Todd Linden, of	76
2002	Sean Barker, rf	62
2003	Aaron Hill, ss	67
2004	Ryan Patterson, lf	67
2005	Nick Stavinocha, rf	65
2006	Quinn Stewart, rf	56
2007	Blake Dean, of	46
2008	Blake Dean, of/dh	73
2009	Blake Dean, of/dh	71
2010	Blake Dean, 1b	70
2011	Mikie Mahtook, of	56
2012	Raph Rhymes, lf	53
2013	Mason Katz, 1b	70
2014	Alex Bregman, ss	47
2015	Chris China, 1b	58
2016	Greg Deichmann, 1b	57
2017	Greg Deichmann, of	73
2018	Daniel Cabrera, of	54
2019	Antoine Duplantis, of	68
2020	Daniel Cabrera, of	12
	Cade Beloso, 1b	12
	Cade Doughty, 2b	12
	Saul Garza, c	12
2021	Gavin Dugas, of	66

* — also NCAA Leader

BATTING AVERAGE

YEAR	NAME, POS.	AVG.
1948	NA	
1949	Lee Hedges, ss-of	.303
1950	Sinclair Kouns, 1b	.366
1951	Gene Murphy, c	.390
1952	Jerry Marchand, c	.313
1953	Jerry Marchand, c-of	.371
1954	Roger Sigler, p-lf	.356
1955	Roger Sigler, p-of	.270
1956	Roger Sigler, p-1b	.318
1957	Ralph Richoux, c	.308
1958	Al White, 2b	.388
1959	Andy Bourgeois, 3b	.310
1960	Carey Guglielmo, rf	.295
1961	Hadley Smith, lf	.333
1962	Jimmy Field, lf	.356
1963	Harry Morel, 3b	.308
1964	Bob Stewart, 1b	.302
1965	Harry Morel, 3b	.275
1966	Terry Smith, 1b	.305
1967	Tom Giles, c	.329
1968	Bob Leake, rf	.323
1969	Phil Lewis, 3b	.328
1970	Bill Bright, rf	.303
1971	Mike Nunally, rf	.395
1972	Mike Miley, ss	.333
1973	Gerald Keigley, 3b	.325
1974	Randy Aldridge, lf	.308
1975	Steve Frank, 1b	.337
1976	Tony Toups, ss	.324
1977	Kenny Klug, 3b	.311
1978	Tim Wadsworth, c-1b-dh	.250

1979	Bobby Mariano, 3b	.368
1980	Chip Moses, ss	.326
1981	Andy Petrone, 3b	.362
1982	Ken Mulshenock, dh	.325
1983	Mark Cooper, c	.377
1984	Mark Cooper, c	.326
1985	Marty Lanoux, 3b	.352
1986	Jeff Yurth, 3b	.361
	Jim Bowlie, 1b	.361
1987	Albert Belle, of	.349
1988	Craig Cala, rf	.323
1989	Wes Grisham, dh	.364
1990	Wes Grisham, lf	.360
1991	Lyle Mouton, rf	.355
1992	Todd Walker, 2b	.400
1993	Todd Walker, 2b	.395
1994	Russ Johnson, ss	.410
1995	Warren Morris, 2b	.369
1996	Eddy Furniss, 1b	.374
1997	Brandon Larson, ss	.381
1998	Eddy Furniss, 1b	.403
1999	Jeff Leamont, 1b	.342
2000	Brad Cresce, c	.388
2001	Bryan Moore, 1b	.373
2002	Sean Barker, rf	.382
2003	Aaron Hill, ss	.358
2004	J.C. Holt, cf	.393
2005	Nick Stavinocha, rf	.370
2006	Steven Waguespack, 1b	.321
2007	Blake Dean, of	.316
2008	Blake Dean, of/dh	.353
2009	DJ LeMahieu, inf	.350
2010	Micah Gibbs, c	.388
2011	Mikie Mahtook, of	.383
2012	Raph Rhymes, lf	.431 *
2013	Mason Katz, 1b	.370
2014	Andrew Stevenson, of	.335
2015	Kade Scivique, c	.355
2016	Cole Freeman, 2b	.329
2017	Zach Watson, of	.317
2018	Antoine Duplantis, of	.328
2019	Josh Smith, ss	.346
2020	Giovanni DiGiacomo	.351
2021	Dylan Crews, of	.362

* - also NCAA Leader

STOLEN BASES

YEAR	NAME, POS.	SB
1948	NA	
1949	Bob Meador, of	9
1950	NA	
1951	NA	
1952	NA	
1953	Irvn Delatte, 1b	4
1954	Dick McMurray, rf	3
	Paul Zinser, 3b	3
1955	Roger Sigler, p-of	4
1956	Ed Blanchard, ss	4
1957	Redfield Bryan, ss	4
1958	Redfield Bryan, 1b	19
1959	Ronnie Johnston, cf	10
1960	Carey Guglielmo, rf	13
1961	Larry Edmonson, 2b	8
1962	Larry Edmonson, 2b	5
1963	Bobby Cotten, rf	7
	Bobby Theriot, 1b	7
1964	Pat Screen, lf	6
1965	NA	
1966	Lyndon Morris, lf-2b	8
1967	Lyndon Morris, ss-lf	4
1968	Steve Ogin, lf	5
1969	Craig Burns, cf	8
1970	Mike Sonderregger, lf	9
1971	Craig Burns, cf	14
1972	Mike Sonderregger, lf	19
1973	Mike Sonderregger, of	11
1974	Tony Toups, 3b	11
1975	Larry Wright, of	25
1976	Larry Wright, of	20
1977	Larry Wright, cf	14
1978	Larry Wright, cf	8
1979	Sherman Trimm, cf	20
1980	Chip Moses, ss	12
1981	Chip Moses, 2b	15
1982	John Morse, lf	13
1983	Mike Saab, rf	19
1984	Manny Mantrana, 2b	17
1985	Jeff Reboulet, ss	34
1986	Rob Hartwig, of	31
1987	Rob Hartwig, of	42
1988	Andy Galy, 2b	15
1989	Ron Lim, cf	33
1990	Ron Lim, cf	24
	Scott Bethea, ss	24
1991	Lyle Mouton, rf	20
1992	Harry Berrios, rf	22

1993	Harry Berrios, rf	21
1994	Russ Johnson, ss	26
1995	Warren Morris, 2b	18
1996	Mike Koerner, cf	24
1997	Mike Koerner, cf	17
1998	Josh Dalton, ss	28
1999	Josh Dalton, ss	24
2000	Jeremy Witten, lf	24
2001	Ryan Theriot, ss	17
2002	Sean Barker, rf	24
2003	J.C. Holt, cf	16
2004	J.C. Holt, cf	21
2005	Blake Gill, dh	8
2006	Bruce Sprowl, lf	9
2007	Jared Mitchell, cf	18
2008	Jared Mitchell, lf	16
	Ryan Schimpf, 2b	16
2009	Jared Mitchell, of	36
2010	Mikie Mahtook, of	22
2011	Mikie Mahtook, of	29
2012	JaCoby Jones, 2b	11
2013	Alex Bregman, ss	16
2014	Alex Bregman, ss	12
2015	Alex Bregman, ss	38
2016	Jake Fraley, of	28
2017	Cole Freeman, 2b	19
	Antoine Duplantis, of	19
2018	Antoine Duplantis, of	19
2019	Josh Smith, ss	20
2020	Daniel Cabrera, of	6
2021	Tre' Morgan, 1b	15

STRIKEOUTS PITCHED

YEAR	NAME	SO
1948	Dick Thompson	53
1949	Dick Thompson	53
1950	NA	
1951	NA	
1952	Benny McArdle	64
1953	Bill Lee Jr.	44
1954	Bill Lee Jr.	24
1955	Bill Lee Jr.	42
1956	Roger Sigler	44
1957	Roger Sigler	28
1958	Bob Loftin	32
1959	Butch Mixon	87
1960	Butch Mixon	61
1961	Allen Smith	75
1962	Fred Southerland	64
1963	Steve George	50
1964	Steve George	56
1965	Van Quigley	54
1966	Bruce Baudier	53
1967	Bruce Baudier	65
1968	Dick Hicks	62
1969	Mike Lee	35
	Al Hoaglund	35
1970	Randy Wiles	70
1971	Randy Wiles	65
1972	Randy Wiles	116
1973	Randy Wiles	59
1974	Tom Charpentier	40
1975	Paul Stefan	79
1976	Paul Stefan	83
1977	Paul Stefan	51
1978	Mike Lloyd	32
1979	Mike Alvarez	43
1980	Don Schneider	48
1981	Billy Donathan	38
1982	Billy Donathan	64
1983	Cal Santarelli	91
1984	Robbie Smith	87
1985	Eric Hetzel	99
1986	Mark Guthrie	122
1987	Gregg Patterson	109
1988	Russ Springer	156
1989	Ben McDonald	202
1990	Paul Byrd	130
1991	Chad Ogea	140
1992	Lloyd Peever	116
1993	Mike Sirotko	105
1994	Scott Schultz	131
1995	Scott Schultz	150
	Eddie Yamall	156
1997	Doug Thompson	158
1998	Randy Keisler	135
1999	Kurt Ainsworth	157
2000	Brian Tallet	134
2001	Lane Mestepey	79
2002	Bo Pettit	121
2003	Bo Pettit	99
2004	Justin Meier	75
2005	Greg Smith	82
2006	Clay Dirks	84
2007	Charlie Furbush	88
2008	Jared Bradford	90
2009	Anthony Ranaudo	159

2010	Austin Ross	98
2011	Kevin Gausman	86
2012	Kevin Gausman	135
2013	Aaron Nola	122
2014	Aaron Nola	134
2015	Alex Lange	131
2016	Alex Lange	125
2017	Alex Lange	150
2018	Zack Hess	107
2019	Zack Hess	82
2020	Cole Henry	23
2021	Landon Marceaux	116

EARNED RUN AVERAGE

YEAR	NAME	ERA
1952	Benny McArdle	2.31
1953	Benny McArdle	2.89
1954	Tom Barfield	1.33
1955	Leonard Drude	4.25
1956	Roger Sigler	1.74
1957	Jim Burt	2.33
1958	Fred Falkenhainer	2.40
1959	Bob Flowers	3.00
1960	Bob Flowers	1.90
1961	Allen Smith	1.34
1962	Allen Smith	1.93
1963	Wiley Dial	2.23
1964	Steve George	2.32
1965	Van Quigley	3.52
1966	Bruce Baudier	1.10
1967	Bruce Baudier	2.11
1968	Mike Tullier	1.35
1969	Craig Pemberton	2.59
1970	Rick Farizo	0.21
1971	Craig Pemberton	2.18
1972	Randy Wiles	1.79
1973	Pat Moock	2.71
1974	Tom Charpentier	2.50
1975	Guy Hollingsworth	1.83
1976	Paul Stefan	1.94
1977	Randy Olsen	3.37
1978	Mike Lloyd	2.13
1979	Kevin Karcher	2.36
1980	Don Schneider	1.38
1981	Mike Murdoch	3.73
1982	Billy Donathan	3.40
1983	Cal Santarelli	2.74
1984	Mark Guthrie	2.00
1985	Mark Guthrie	3.39
1986	Barry Manuel	2.37
1987	Gregg Patterson	1.84
1988	Ben McDonald	2.65
1989	Curtis Leskanic	3.19
1990	John O'Donoghue	2.88
1991	Mike Sirotko	2.80
1992	Lloyd Peever	1.98
1993	Brett Laxton	1.98
1994	Bhrett McCabe	2.84
1995	Scott Schultz	3.46
1996	Eddie Yamall	2.38
1997	Chris Demouy	3.63
1998	Doug Thompson	4.24
1999	Kurt Ainsworth	3.45
2000	Brian Tallet	3.52
2001	Lane Mestepey	3.75
2002	Lane Mestepey	2.59
2003	Justin Meier	2.83
2004	Clay Dirks	3.43
2005	Jason Determann	2.30
2006	Derik Olvey	3.50
2007	Jared Bradford	4.41
2008	Louis Coleman	1.95
2009	Louis Coleman	2.93
2010	Austin Ross	5.22
2011	Kurt McCune	3.31
2012	Kevin Gausman	2.77
2013	Aaron Nola	1.57
2014	Aaron Nola	1.47
2015	Alex Lange	1.97
2016	Jared Poche'	3.35
2017	Alex Lange	2.97
2018	Ma'Khail Hilliard	3.79
2019	Zack Hess	4.71
2020	Cole Henry	1.89
2021	Landon Marceaux	2.54

INNINGS PITCHED		
YEAR	NAME	IP
1948	Dick Thompson	72.2
1949	Dick Thompson	58.2
1950	NA	
1951	Bud McDonald	41.2
1952	Benny McArdle	78
1953	Benny McArdle	56
1954	Roger Sigler	33
1955	Leonard Drude	72
1956	Roger Sigler	83.3



First Baseman Eddy Furniss
(1995-98)



Shortstop Jason Williams
(1993-96)



Shortstop Brandon Larson
(1997)

Batting

MOST GAMES

Season:	73 by Ryan Schimpf (2009); by Johnny Tellechea, Andy Sheets, Tookie Johnson (1991); by Wes Grisham, Tim Clark, Scott Bethea (1990)
Career:	269 by Antoine Duplantis (2016-19) 266 by Jason Williams (1993-96)

MOST AT BATS

Game:	8 by Jim Hathorne and Duane Dewey vs. Tulane (4-5-1979); by Josh Smith vs. Miss. State (5-22-2019); by Daniel Cabrera vs. Miss. State (5-22-2019)
Season:	293 by Ryan Patterson (2004)
Career:	1,109 by Antoine Duplantis (2016-19) - SEC RECORD 1,019 by Jason Williams (1993-96)

MOST RUNS SCORED

Game:	5 by 10 players; most recently by Kramer Robertson vs. Georgia (3-17-2017)
Season:	95 by Nathan Dunn (1996)
Career:	270 by Jason Williams (1993-96) - SEC RECORD

MOST HITS

Game:	6 by Antoine Duplantis vs. Georgia (3-17-2017)
Season:	110 by Brandon Larson (1997)
Career:	359 by Antoine Duplantis (2016-19)

MOST SINGLES

Game:	5 by Craig Faulkner vs. Oral Roberts (3-21-1987); by Antoine Duplantis vs. Georgia (3-17-2017)
Season:	85 by Raph Rhymes (2012)
Career:	280 by Antoine Duplantis (2016-19)

MOST DOUBLES

Game:	3 on 21 occasions; most recently by Tre' Morgan at Tennessee (3-27-2021)
Season:	36 by Brad Hawpe (2000) - SEC RECORD
Career:	87 by Eddy Furniss (1995-98) - SEC RECORD

MOST TRIPLES

Game:	2 on 13 occasions; most recently by Jake Fraley vs. Princeton (2-28-2015)
Season:	11 by Todd Walker (1993)
Career:	16 by Antoine Duplantis (2016-19)

MOST HOME RUNS

Game:	3 by Mark Cooper vs. Ole Miss (4-9-1983); by Eddy Furniss at Arkansas (4-21-1995); by Eddy Furniss vs. Georgia (3-17-1996); by Brandon Larson vs. Duke (2-23-1997); by Brandon Larson at La. Tech (3-25-1997); by Eddy Furniss at Auburn (3-13-1998); by Eric Hendrickson vs. Ohio (3-5-1999); by Brad Cresse vs. UL-Monroe (5-27-2000); by Zeph Zinsman vs. Duquesne (2-23-2001); by Quinn Stewart vs. Stetson (3-11-2006); by Leon Landry at Mississippi State (5-16-2009)
Season:	40 by Brandon Larson (1997) - SEC RECORD
Career:	80 by Eddy Furniss (1995-98) - SEC RECORD

MOST RUNS BATTED IN

Game:	9 by Eric Hendrickson vs. Ohio (3-5-1999)
Season:	118 by Brandon Larson (1997) - SEC RECORD
Career:	308 by Eddy Furniss (1995-98) - SEC RECORD

MOST TOTAL BASES

Game:	16 by Eddy Furniss at Auburn (3-13-1998)
Season:	250 by Brandon Larson (1997) - SEC RECORD
Career:	689 by Eddy Furniss (1995-98) - SEC RECORD

HIGHEST SLUGGING PERCENTAGE

Season:	.898 by Eddy Furniss (1998)
Career:	.727 by Eddy Furniss (1995-98)

MOST SACRIFICE FLIES

Game:	2 on several occasions; most recently by Saul Garza vs. Bryant (2-23-2019)
Season:	10 by Wes Grisham (1990); by Blake Dean (2009)
Career:	27 by Blake Dean (2007-10)

MOST SACRIFICE BUNTS

Game:	2 on several occasions; most recently by Alex Milazzo vs. Alabama (5-16-2021)
Season:	16 by Hal Hughes (2018); by Cole Freeman (2017)
Career:	37 by Tyler Hanover (2009-12)

MOST WALKS

Game:	4 on several occasions; most recently by Bryce Jordan vs. Texas (2-23-2018)
Season:	77 by Andy Galy (1987)
Career:	191 by Eddy Furniss (1995-98)

MOST STRIKEOUTS

Game:	5 by Tim Lanier at Nicholls State (4-26-1994); by Casey Cuntz vs. South Carolina (4-5-1997)
Season:	73 by Gary Hymel (1991)
Career:	213 by Brad Cresse (1997-2000)

MOST STOLEN BASES

Game:	4 by Wally McMakin vs. Michigan State (3-21-1975); by Jared Mitchell vs. Kentucky (3-15-2009); by Leon Landry vs. William & Mary (2-28-2010); by Alex Bregman vs. Northwestern State (4-8-2015)
Season:	42 by Rob Hartwig (1987)
Career:	73 by Rob Hartwig (1986-87)

HIGHEST BATTING AVERAGE

(Minimum of two at bats per team game)

Season:	.431 by Raph Rhymes (2012)
Career:	.396 by Todd Walker (1992-94)

LONGEST HITTING STREAK

Season:	33 games by Todd Walker (1993)
---------	--------------------------------

Pitching

MOST INNINGS PITCHED

Game:	10.2 by Russell Springer vs. Kentucky (3-20-1988)
Season:	152.1 by Ben McDonald (1989)
Career:	480 by Lane Mestepey (2001-05)

MOST APPEARANCES

Season:	41 by Barry Manuel (1986); by Rick Greene (1991)
Career:	110 by Paul Bertuccini (2007-10)

MOST STRIKEOUTS

Game:	24 by Butch Mixon vs. Southwestern Louisiana (4-28-1959) - SEC RECORD
Season:	202 by Ben McDonald (1989) - SEC RECORD
Career:	409 by Scott Schultz (1992-95)

MOST WALKS ALLOWED

Game:	11 by Eddie Olsen vs. Ole Miss (3-20-1977); by John Chadwick vs. Miss. State (4-4-1966)
Season:	79 by Dan Kite (1988)
Career:	183 by Dan Kite (1986-88)

MOST HITS ALLOWED

Game:	15 by Scott Schultz at Auburn (5-6-1994)
Season:	158 by Lane Mestepey (2001)
Career:	535 by Lane Mestepey (2001-05)

MOST WILD PITCHES

Game:	6 by Scott Schultz vs. Alabama (4-28-1995)
Season:	20 by Kurt Ainsworth (1999)
Career:	45 by Scott Schultz (1992-95)



Shortstop Ryan Theriot (1999-2001)

MOST STARTS

Season:	22 by Ben McDonald (1988); by Mark Guthrie (1986)
Career:	70 by Jared Poche' (2014-17)

MOST SHUTOUTS

Season:	3 by Randy Wiles (1970); by Ben McDonald (1989); by Brian Tallet (2000); by Aaron Nola (2013)
Career:	7 by Randy Wiles (1970-73)

MOST COMPLETE GAMES

Season:	10 by Mike Sirotko (1993); by Ben McDonald (1988); by Paul Stefan (1976)
Career:	27 by Pat Moock (1972-75)

LOWEST EARNED RUN AVERAGE

Season:	0.21 by Rick Farizo (1970) - SEC RECORD
Career:	1.70 by Bruce Baudier (1966-67)

HIGHEST WON-LOST PERCENTAGE

Season:	1.000 by Lloyd Peever (14-0, 1992); by Alex Lange (12-0, 2015)
Career:	.880 by Patrick Coogan (22-3, 1995-97)

MOST WINS

Season:	17 by Paul Byrd (17-6, 1990)
Career:	39 by Jared Poche' (39-13, 2014-17)

MOST LOSSES

Season:	9 by Charlie Furbush (2007)
Career:	20 by Lane Mestepey (2001-05)

MOST SAVES

Season:	16 by Matty Ott (2009); by Chris Cotton (2013)
Career:	33 by Matty Ott (2009-11)

FEWEST HITS ALLOWED

(Per Nine Innings)	
Season:	4.07 by Fred Southerland (25 hits in 55.1 IP, 1962)
Career:	5.33 by Barry Manuel (80 hits in 135 IP, 1985-87)

FEWEST WALKS ALLOWED

(Per Nine Innings)	
Season:	0.58 by Chris Cotton (3 walks in 46.2 IP, 2013)
Career:	1.13 by Chris Cotton (16 walks in 127.1 IP, 2010-13)

MOST STRIKEOUTS

(Per Nine Innings)	
Season:	14.42 by Ty Floyd (39 Ks in 24.1 IP, 2021)
Career:	11.88 by Eddie Yarnall (260 Ks in 197 IP, 1994-96)

MOST RUNS ALLOWED

Game:	15 by Chuck Voorhies vs. Michigan State (3-22-1975)
Season:	77 by Lane Mestepey (2001)
Career:	249 by Lane Mestepey (2001-05)

MOST EARNED RUNS ALLOWED

Game:	11 by Ben McDonald vs. Texas (6-8-1989)
Season:	68 by Brandon Bowe (1999); by Bo Pettit (2003)
Career:	192 by Lane Mestepey (2001-05)

MOST PICKOFFS

Season:	19 by John O'Donoghue (1990)
---------	------------------------------

Fielding

MOST PUT OUTS

Game:	25 by Chris Chineau at Alabama (4-2-2015)
Season:	633 by Kenny Jackson (1993)
Career:	1598 by Eddy Furniss (1995-98)

MOST ASSISTS

Game:	10 on four occasions; most recently by Michael Hollander vs. Ole Miss (4-14-2007)
Season:	246 by Ryan Theriot (2001)
Career:	625 by Jason Williams (1993-96); by Ryan Theriot (1999-2001)

MOST ERRORS

Game:	4 on four occasions; most recently by Michael Hollander vs. New Orleans (3-29-2005)
Season:	33 by Keith Osik (1989)
Career:	74 by Mike Crosswell (1975-78)



Pitcher Randy Wiles
(1970-73)



Pitcher Scott Schultz
(1992-95)



Pitcher Russ Springer
(1987-89)



Pitcher Rick Farizo
(1968-71)



Head Coach Jim Smith
(1966-78)



Catcher Rob Leary
(1985-86)

Batting

MOST AT BATS

Game: 61 at Alabama (4-20-2013)
Season: 2,542 (2000)

MOST RUNS SCORED

Inning: 18 vs. Georgia Tech (7th inning, 5-26-1996)
Game: 29 vs. Georgia Tech (5-26-1996)
Season: 673 (1997)

MOST HITS

Game: 27 vs. Evansville (3-14-1990)
Season: 864 (2000)

MOST SINGLES

Game: 19 at Miss. State (5-19-1995)
Season: 558 (2000)

MOST DOUBLES

Game: 10 vs. Arkansas (3-22-1998)
Season: 194 (2000) - **SEC RECORD**

MOST TRIPLES

Game: 3 on 16 occasions; most recently vs. Maryland (2-25-2017)
Season: 37 (1993)

MOST HOME RUNS

Game: 8 vs. Southern California (5-30-1998)
Season: 188 (1997) - **NCAA RECORD**

MOST RUNS BATTED IN

Game: 28 vs. Georgia Tech (5-26-1996)
Season: 632 (1997) - **SEC RECORD**

MOST TOTAL BASES

Game: 54 at Louisiana College (3-14-1992)
Season: 1,523 (1997)

HIGHEST SLUGGING PERCENTAGE

Game: 1.073 vs. Northwestern State (5-13-2014)
Season: .607 (1997)

MOST SACRIFICE FLIES

Game: 4 on three occasions, most recently vs. Jackson State (5-31-2013)
Season: 48 (1996)

MOST SACRIFICE BUNTS

Game: 4 on nine occasions, most recently at Alabama (4-2-2015)
Season: 56 (2011)

MOST WALKS RECEIVED

Game: 16 vs. Mercer (2-18-89); vs. Mercer (2-19-1989); vs. Florida (3-2-1991)
Season: 444 (1989)

MOST TIMES STRUCK OUT

Game: 21 vs. Tulane (11 innings, 4-30-1965)
Season: 585 (1997)

MOST STOLEN BASES

Game: 10 vs. Michigan St. (3-21-75)
Season: 156 (1987)

MOST LEFT ON BASE

Game: 22 vs. Tulane (14 innings, 4-5-79)
Season: 613 (2000)

BATTING AVERAGE

High: .340 (2000)
Low: .210 (1969)

HITS PER GAME

High: 12.52 (2000)
Low: 6.06 (1969)

RUNS PER GAME

High: 9.67 (1996)
Low: 2.83 (1969)

WALKS PER GAME

High: 6.17 (1989)
Low: 2.79 (1965)

STRIKEOUTS PER GAME

High: 8.54 (2021)
Low: 3.81 (1981)

Fielding

HIGHEST FIELDING PERCENTAGE

Season: .980 (2012, 2013, 2017)

MOST PUT OUTS

Game: 50 vs. Miss. State (16.2 innings, 5-22-2019);
48 vs. South Alabama (16 innings, 4-10-1972);
at Alabama (16 innings, 4-20-2013);
at Alabama (16 innings, 4-2-2015)
Season: 1,933 (2009)

MOST ASSISTS

Game: 29 at Alabama (16 innings, 4-2-2015)
Season: 830 (1993)

MOST ERRORS

Game: 8 vs. Auburn (3-4-1984)
Season: 125 (1993)

MOST DOUBLE PLAYS TURNED

Game: 5 vs. Georgia (4-13-2002);
vs. Mississippi State (3-26-2004)
Season: 73 (2002)

MOST TRIPLE PLAYS TURNED

Game: 1 vs. New Orleans (4-28-81);
vs. Oklahoma (5-23-97); vs. Ole Miss (3-28-99)
Season: 1 (1981, 1997, 1999)



Pitcher Clay Parker (1982-85)

Pitching

MOST INNINGS PITCHED

Game: 16.2 vs. Miss. State (5-22-2019);
16 vs. South Alabama (4-10-1972);
16 at Alabama (4-20-2013);
16 at Alabama (4-2-2015)

Season: 644.1 (2009)

MOST STRIKEOUTS PITCHED

Game: 24 vs. Southwestern La. (4-28-1959)
Season: 682 (1997)

MOST WALKS ALLOWED

Game: 16 vs. Tulane (3-10-1983)
Season: 292 (1988)

MOST RUNS ALLOWED

Inning: 12 vs. Miss. State
(3rd inning, 4-10-1978)
Game: 28 at Alabama (5-10-1997)
Season: 402 (1999)

MOST EARNED RUNS ALLOWED

Game: 22 at Alabama (5-10-1997)
Season: 351 (2010)

MOST HITS ALLOWED

Game: 28 at Alabama (5-10-1997)
Season: 661 (2000)

MOST WILD PITCHES

Game: 7 at Ole Miss (4-26-2018)
Season: 69 (1999, 2018)

MOST APPEARANCES

Game: 11 vs. McNeese State (3-11-2015);
vs. Grambling (4-4-2017);
vs. UT San Antonio (3-13-21)
Season: 289 (2013)

SAVES

Most: 22 (2009)
Least: 0 (1976)

COMPLETE GAMES

Most: 25 (1979, 1968)
Least: 0 (2019)

EARNED RUN AVERAGE

High: 6.08 (1981)
Low: 1.75 (1968)

STRIKEOUTS PITCHED PER GAME

High: 9.74 (1997)
Low: 3.78 (1978)

WALKS ALLOWED PER GAME

High: 5.22 (1982)
Low: 2.46 (2012)

HITS ALLOWED PER GAME

High: 10.4 (2007)
Low: 4.79 (1968)

RUNS ALLOWED PER GAME

High: 6.92 (1981)
Low: 1.91 (1968)

Season

LONGEST LSU GAME - BY INNINGS

17 innings on May 22, 2019, vs. Mississippi State
at SEC Tournament (Final Score - MSU 6, LSU 5)

LONGEST LSU GAME - BY TIME

6 hours, 43 minutes (17 innings) on May 22, 2019,
vs. Mississippi State at SEC Tournament
(Final Score - MSU 6, LSU 5)

GAMES PLAYED

Most: 73 (1990, 1991, 2009)
Least: 17 (2020: season shortened by COVID-19)

GAMES WON

Most: 57 (1997, 2013) - **SEC RECORD**
Least: 6 (1965)

GAMES LOST

Most: 34 (1978)
Least: 11 (2013)

CONSECUTIVE GAMES WON

Season: 23 (2008)

CONSECUTIVE GAMES LOST

Season: 11 (1982)

GAMES WON AT HOME

Most: 39 (2013)
Least: 6 (1965)

GAMES WON AWAY FROM HOME

Most: 24 (1989, 2000)
Least: 0 (1965)

CONFERENCE WINS

Most: 23 (2013)
Least: 4 (1977, 1969, 1966, 1965)

CONFERENCE LOSSES

Most: 18 (1978)
Least: 3 (1975)

WON-LOST PERCENTAGE

High: .838 (57-11, 2013)
Low: .282 (12-34, 1978)



Jason Determann posted a 19-5 mark and a 3.13 ERA during his LSU career (2002-05).




Outfielder Ryan Patterson
(2003-05)



Pitcher Pat Mook
(1972-75)



Head Coach Ray Didier led
LSU to the 1961 SEC title.



Louis Coleman • 2009 First-Team All-American



Kevin Gausman • 2012 First-Team All-American



Mason Katz • 2013 First-Team All-American

ALL-AMERICA

- 2021 **Landon Marceaux**, RHP, Perfect Game (2nd Team); Baseball America (3rd Team); NCBWA (3rd Team); D1 Baseball (Third Team)
Dylan Crews, OF, Perfect Game (2nd Team); D1 Baseball (2nd Team); NCBWA (3rd Team); ABCA (3rd Team)
- 2020 **Jaden Hill**, RHP, Collegiate Baseball (Third Team);
Devin Fontenot, RHP, Collegiate Baseball (Third Team)
- 2017 **Greg Deichmann**, OF, Collegiate Baseball, Baseball America, ABCA, NCBWA, D1 Baseball, Perfect Game (1st Team)
Alex Lange, RHP, Collegiate Baseball, Baseball America, ABCA, NCBWA, D1 Baseball (2nd Team)
Kramer Robertson, SS, Collegiate Baseball (3rd Team); Perfect Game (Honorable Mention)
- 2016 **Kramer Robertson**, SS, Collegiate Baseball (2nd Team)
- 2015 **Alex Bregman**, SS, Collegiate Baseball, Baseball America, D1 Baseball (1st Team); NCBWA, ABCA, Perfect Game (2nd Team)
Alex Lange, RHP, Collegiate Baseball, Baseball America, NCBWA, Perfect Game (1st Team); ABCA, D1 Baseball (2nd Team)
Kade Scivicque, C, D1 Baseball (1st Team); Collegiate Baseball, Baseball America (2nd Team); NCBWA, Perfect Game (3rd Team)
Andrew Stevenson, OF, Baseball America, D1 Baseball (3rd Team)
Chris Chinea, 1B, Collegiate Baseball, NCBWA (3rd Team)
- 2014 **Aaron Nola**, RHP, Baseball America, Collegiate Baseball, ABCA, Perfect Game, NCBWA (1st Team)
- 2013 **Alex Bregman**, SS, Baseball America, ABCA, Perfect Game (1st Team); NCBWA (2nd Team); Collegiate Baseball (3rd Team)
Mason Katz, 1B, NCBWA (1st Team); ABCA, Collegiate Baseball, Perfect Game (2nd Team)
Aaron Nola, RHP, Baseball America, Collegiate Baseball, ABCA, Perfect Game, NCBWA (1st Team)
- 2012 **Raph Rhymes**, OF, Collegiate Baseball, ABCA, NCBWA (1st Team); Baseball America (3rd Team)
Kevin Gausman, RHP, Collegiate Baseball, Perfect Game, ABCA (1st Team); Baseball America, NCBWA (2nd Team)
Austin Nola, SS, Perfect Game (2nd Team)
- 2011 **Mikie Mahtook**, OF, Baseball America (1st Team); ABCA (1st Team); Collegiate Baseball (2nd Team)
- 2010 **Micah Gibbs**, C, Baseball America (2nd Team); NCBWA (2nd Team); ABCA (3rd Team)
- 2009 **Louis Coleman**, RHP, Baseball America (1st Team); Collegiate Baseball (1st Team); NCBWA (1st Team); ABCA (1st Team)
Matty Ott, RHP, NCBWA (2nd Team); ABCA (3rd Team)
Anthony Ranaudo, RHP, NCBWA (3rd Team)
- 2008 **Blake Dean**, OF, Baseball America (1st Team)
- 2005 **Ryan Patterson**, LF, USA Today/SportsWeekly (1st Team); NCBWA (1st Team); ABCA (2nd Team); Collegiate Baseball (2nd Team); Baseball America (3rd Team)
Greg Smith, LHP, Collegiate Baseball (3rd Team)
- 2004 **Jon Zeringue**, RF, USA Today/SportsWeekly (1st Team); NCBWA (1st Team); Collegiate Baseball (2nd Team)

- J.C. Holt**, CF, Baseball America (3rd Team)
Clay Dirks, LHP, NCBWA (3rd Team)
- 2003 **Aaron Hill**, SS, Baseball America (1st Team); Collegiate Baseball (2nd Team); ESPN/SportsWeekly (2nd Team); ABCA (2nd Team)
- 2002 **Lane Mestepey**, LHP, Collegiate Baseball (3rd Team)
- 2001 **Lane Mestepey**, LHP, Collegiate Baseball (3rd Team)
Todd Linden, OF, Baseball America (3rd Team)
- 2000 **Brad Cresse**, C, Baseball Weekly (1st Team); Collegiate Baseball (1st Team); NCBWA (1st Team); Baseball America (1st Team); ABCA (1st Team); The Sporting News (2nd Team)
Brad Hawpe, 1B, Baseball America (2nd Team); Collegiate Baseball (3rd Team)
Brian Tallet, LHP, Baseball America (2nd Team)
- 1999 **Kurt Ainsworth**, RHP, Baseball America (1st Team)
Brad Cresse, C, NCBWA (2nd Team)
Jeff Leaumont, 1B, NCBWA (3rd Team)
- 1998 **Eddy Furniss**, 1B, NCBWA (1st Team); Collegiate Baseball (1st Team); Baseball America (1st Team); The Sporting News (1st Team); ABCA (1st Team); USA Today (2nd Team)
Brad Cresse, C, The Sporting News (1st Team); NCBWA (2nd Team); ABCA (3rd Team)
Trey McClure, INF, NCBWA (2nd Team); The Sporting News (3rd Team)
Doug Thompson, RHP, NCBWA (2nd Team)
- 1997 **Brandon Larson**, SS, Baseball America (1st Team); NCBWA (1st Team); The Sporting News (1st Team); ABCA (1st Team); Collegiate Baseball (3rd Team)
Patrick Coogan, RHP, NCBWA (1st Team); Collegiate Baseball (2nd Team); Baseball America (3rd Team)
Eddy Furniss, 1B, NCBWA (3rd Team)
- 1996 **Eddy Furniss**, 1B, Collegiate Baseball (1st Team); Baseball America (1st Team); ABCA (1st Team); NCBWA (1st Team)
Eddie Yarnall, LHP, Baseball America (1st Team); ABCA (1st Team); Collegiate Baseball (2nd Team); NCBWA (2nd Team)
Jason Williams, SS, NCBWA (2nd Team); ABCA (3rd Team)
Nathan Dunn, 3B, NCBWA (2nd Team); Collegiate Baseball (3rd Team)
Warren Morris, 2B, NCBWA (Honorable Mention)
Chad Cooley, OF, NCBWA (Honorable Mention)
Chris Demouy, LHP, NCBWA (Honorable Mention) 1995
Scott Schultz, RHP, NCBWA (1st Team); Collegiate Baseball (3rd Team); Baseball America (3rd Team); ABCA (3rd Team)
Warren Morris, 2B, NCBWA (2nd Team)
Mike Klostermeyer, 1B, NCBWA (3rd Team)
Jason Williams, SS, NCBWA (Honorable Mention)
- 1994 **Todd Walker**, 2B, Collegiate Baseball (1st Team); Baseball America (1st Team); NCBWA (1st Team); ABCA (1st Team)
Russ Johnson, SS, NCBWA (1st Team); Collegiate Baseball (2nd Team); Baseball America (2nd Team); ABCA (2nd Team)
Scott Schultz, RHP, NCBWA (2nd Team); Collegiate Baseball (3rd Team)
- 1993 **Todd Walker**, 2B, Collegiate Baseball (1st Team); Baseball America (1st Team);

- ABCA (1st Team); NCBWA (1st Team)
Brett Laxton, RHP, NCBWA (1st Team); Collegiate Baseball (2nd Team); Baseball America (2nd Team); ABCA (3rd Team)
Harry Berrios, OF, ABCA (2nd Team); NCBWA (2nd Team)
- 1992 **Lloyd Peever**, RHP, Collegiate Baseball (1st Team); Baseball America (1st Team); ABCA (1st Team)
Todd Walker, 2B, Collegiate Baseball (2nd Team); Baseball America (2nd Team)
Rick Greene, RHP, Collegiate Baseball (2nd Team)
- 1991 **Chad Ogea**, RHP, Baseball America (2nd Team)
Rick Greene, RHP, Collegiate Baseball (2nd Team); ABCA (3rd Team)
Lyle Mouton, OF, Collegiate Baseball (3rd Team)
- 1990 **Wes Grisham**, OF, Baseball America (1st Team); ABCA (2nd Team); The Sporting News (2nd Team)
Paul Byrd, RHP, Baseball America (2nd Team)
- 1989 **Ben McDonald**, RHP, Baseball America (1st Team); Collegiate Baseball (1st Team); The Sporting News (1st Team); ABCA (1st Team)
- 1988 **Ben McDonald**, RHP, Baseball America (1st Team)
- 1987 **Gregg Patterson**, LHP, Baseball America (2nd Team)
- 1986 **Barry Manuel**, RHP, ABCA (3rd Team); Baseball America (2nd Team)
Albert Belle, OF, Baseball America (2nd Team)
- 1983 **Cal Santarelli**, P, ABCA (3rd Team)
- 1974 **Mike Miley**, 2B, The Sporting News (1st Team)
- 1961 **Allen Smith**, P, ABCA (1st Team)

FRESHMAN ALL-AMERICA

- 2021 **Dylan Crews**, OF, Collegiate Baseball (1st Team); NCBWA (1st Team); D1 Baseball (1st Team); NCBWA (1st Team)
Tre' Morgan, 1B, Collegiate Baseball (1st Team); D1 Baseball (2nd Team)
Will Hellmers, RHP, Collegiate Baseball (1st Team)
- 2019 **Cole Henry**, RHP, Perfect Game; D1 Baseball (2nd Team)
- 2018 **Daniel Cabrera**, OF, NCBWA, D1 Baseball, Collegiate Baseball, Baseball America (1st Team); Perfect Game (2nd Team)
Ma'Khail Hilliard, RHP, Perfect Game, Collegiate Baseball (1st Team); D1 Baseball, Baseball America (2nd Team)
AJ Labas, RHP, Collegiate Baseball (1st Team)
- 2017 **Zack Hess**, RHP, NCBWA (2nd Team)
Josh Smith, INF, Collegiate Baseball (1st Team)
Eric Walker, RHP, Collegiate Baseball, Perfect Game, Baseball America, D1 Baseball (1st Team); NCBWA (Second Team)
Zach Watson, OF, Collegiate Baseball, D1 Baseball, Perfect Game (1st Team); Baseball America (2nd Team)
- 2016 **Antoine Duplantis**, OF, Collegiate Baseball (1st Team); NCBWA (2nd Team); Perfect Game (2nd Team); D1 Baseball (2nd Team)
- 2015 **Jesse Stallings**, RHP, Collegiate Baseball, NCBWA (1st Team)
Alex Lange, RHP, Collegiate Baseball, NCBWA, Baseball America (1st Team)
- 2014 **Jared Poche**, LHP, Collegiate Baseball (1st Team); Baseball America, Perfect Game, NCBWA (2nd Team)
Jake Fraley, OF, NCBWA (2nd Team)
- 2013 **Alex Bregman**, SS, Collegiate Baseball, Baseball America, NCBWA, Perfect Game (1st Team)
- 2012 **Aaron Nola**, RHP, Collegiate Baseball,

Individual Honors



Brad Cresse • 2000 Johnny Bench Award Recipient

	Perfect Game (1st Team); Baseball America (2nd Team)
2011	JaCoby Jones , 2B, Baseball America (2nd Team) Kurt McCune , RHP, Baseball America (2nd Team)
2009	Matty Ott , RHP, Baseball America (1st Team); Collegiate Baseball (1st Team)
2008	Micah Gibbs , C, Baseball America (1st Team); Rivals.com (1st Team)
2007	Blake Dean , OF, Collegiate Baseball (1st Team)
2006	J.T. Wise , 2B, Collegiate Baseball (1st Team)
2004	Clay Dirks , LHP, Collegiate Baseball (1st Team); Baseball America (2nd Team)
2003	Jason Determann , LHP, Collegiate Baseball (1st Team) Justin Meier , RHP, Collegiate Baseball (1st Team)
2002	J.C. Holt , 2B, Baseball America (2nd Team); Collegiate Baseball (Honorable Mention) Clay Harris , RHP, Collegiate Baseball (Honorable Mention) Jason Vargas , LHP, Collegiate Baseball (Honorable Mention)
2001	Lane Mestepey , LHP, Baseball America (1st Team); Collegiate Baseball (1st Team); Baseball Weekly (1st Team) Aaron Hill , OF, Collegiate Baseball (Honorable Mention)
2000	Mike Fontenot , 2B, Collegiate Baseball (1st Team); Baseball America (1st Team) Wally Pontiff , OF, Collegiate Baseball (Honorable Mention) Bo Pettit , RHP, Collegiate Baseball (Honorable Mention)
1997	Blair Barbier , 2B, Collegiate Baseball (1st Team)
1995	Eddy Furniss , DH, Collegiate Baseball (Honorable Mention)
1994	Warren Morris , LF, Collegiate Baseball (Honorable Mention)
1993	Brett Laxton , RHP, Collegiate Baseball (1st Team)
1992	Todd Walker , 2B, Collegiate Baseball (1st Team); Baseball America (1st Team) Russ Johnson , 3B, Collegiate Baseball (1st Team); Baseball America (1st Team) Scott Schultz , RHP, Baseball America (1st Team); Collegiate Baseball (Honorable Mention)
1989	Paul Byrd , RHP, Collegiate Baseball (1st Team)
1986	Dan Kite , RHP, Baseball America (1st Team)

ACADEMIC ALL-AMERICA

2005	Jason Determann (2nd Team)
1998	Eddy Furniss , 1B (2nd Team)
1997	Eddy Furniss , 1B (1st Team)
1996	Eddy Furniss , 1B (2nd Team) Chris Demouy , P (3rd Team)
1995	Warren Morris , 2B (1st Team)
1994	Tim Lanier , C (3rd Team)

SEC SCHOLAR ATHLETE OF THE YEAR

2005	Jason Determann , LHP
------	------------------------------

SEC ACADEMIC HONOR ROLL

2021	Zach Arnold , INF (General Business) Matthew Beck , RHP (Business Administration) Cade Beloso , DH (Sport Administration) Giovanni DiGiacomo , OF (Microbiology) Braden Doughty , C (Sport Administration) Gavin Dugas , OF (Sport Administration) Aaron George , RHP (Liberal Arts) AJ Labas , RHP (Sport Administration) Alex Milazzo , C (Sport Administration)
------	---



Micah Gibbs • 2008 Freshman All-American

	Hayden Travinski , C (Sport Administration) Matthew Beck , RHP (Finance) Cade Beloso , 1B (Sport Administration) Giovanni DiGiacomo , OF (Microbiology) Braden Doughty , C (Sport Administration) Gavin Dugas , OF (Sport Administration) Saul Garza , C (Kinesiology) Cole Henry , RHP (Sport Administration) Hal Hughes , INF (Sport Administration) Michael Lagarrigue , LHP (Marketing) Nick Storz , RHP (General Business) CJ Willis , 1B/OF (Sport Administration)
2020	Matthew Beck , RHP (Finance) Brandt Broussard , INF (General Business) Antoine Duplantis , OF (Sport Administration) Caleb Gilbert , RHP (Civil Engineering) Zack Hess , RHP (Interdisciplinary Studies) Hal Hughes , INF (Sport Administration) Josh Smith , SS (Finance)
2019	Matthew Beck , RHP (Finance) Brandt Broussard , INF (General Business) Antoine Duplantis , OF (Sport Administration) Caleb Gilbert , RHP (Civil Engineering) Zack Hess , RHP (Interdisciplinary Studies) Beau Jordan , OF (General Business) Will Reese , RHP (Finance) Josh Smith , INF (General Business) Eric Walker , RHP (General Business)
2018	Matthew Beck , RHP (Business Administration) Antoine Duplantis , OF (Sport Administration) Caleb Gilbert , RHP (Civil Engineering) Zack Hess , RHP (Interdisciplinary Studies) Beau Jordan , OF (General Business) Will Reese , RHP (Finance) Josh Smith , INF (General Business) Eric Walker , RHP (General Business)
2017	Bryce Adams , OF (Sport Administration) Brennan Breaux , OF (General Business) Nick Coomes , C/INF (General Business) Antoine Duplantis , OF (Sport Administration) Cole Freeman , INF (Interdisciplinary Studies) Caleb Gilbert , RHP (Civil Engineering) Beau Jordan , OF (General Business) Hunter Kiel , RHP (Sport Administration) Alex Lange , RHP (Finance) Michael Papierksi , C (Sport Administration) Russell Reynolds , RHP (Sport Administration) Kramer Robertson , SS (Sport Administration) Collin Strall , RHP (Sport Administration)
2016	Austin Bain , RHP (Sport Administration) Parker Bugg , RHP (Accounting) Greg Deichmann , 1B (Sport Administration) Cody Ducote , OF (Sport Administration) Cole Freeman , 2B (General Business) Alex Lange , RHP (Finance) Jared Poche , LHP (Kinesiology) Jesse Stallings , RHP (Natural Resource Ecology) Collin Strall , RHP (Sport Administration) John Valek III , LHP (Sport Administration)
2015	Kyle Bouman , LHP (Sport Administration) Parker Bugg , RHP (Accounting) Hunter Devall , LHP (Agricultural Business) Mark Laird , OF (Kinesiology) Zac Person , LHP (Kinesiology) Kade Scivicque , C (Management) Andrew Stevenson , OF (Kinesiology) Collin Strall , RHP (Sport Administration)
2014	Brady Domangue , RHP (Sport Administration) Nate Fury , RHP (Sport Administration) Mark Laird , OF (Agricultural Business) Sean McMullen , OF (Kinesiology) Zac Person , LHP (Kinesiology) Chris Sciambra , OF (Construction Management)



Chris Demouy • 1996 Academic All-American

	Andrew Stevenson , OF (Kinesiology)
2013	Kevin Berry , RHP (Sport Administration) Brent Bonvillain , LHP (Interdisciplinary Studies) Joey Bourgeois , RHP (Interdisciplinary Studies) Chris Cotton , LHP (International Trade & Finance) Nate Fury , RHP (Sport Administration) Mason Katz , 1B (Sport Administration) Will LaMarche , RHP (Sport Administration) Kurt McCune , RHP (Sport Administration) Sean McMullen , OF (Kinesiology) Raph Rhymes , OF (Sport Administration) Nick Rumbelow , RHP (Interdisciplinary Studies) Chris Sciambra , OF (Construction Management) Casey Yocom , INF (Sport Administration)
2012	Kevin Berry , RHP (Sport Commerce) Grant Dozar , INF (Management) Nick Goody , RHP (Sport Commerce) Tyler Hanover , INF (Sport Leadership) Mason Katz , 1B/OF (Sport Commerce) Austin Nola , SS (Sport Commerce) Raph Rhymes , OF (Sport Commerce) Ty Ross , C (Sport Commerce) Nick Rumbelow , RHP (General Studies) Jordy Snikeris , C (Finance) Casey Yocom , INF (Sport Leadership)
2011	Ben Alsip , RHP (Sports Administration) Kevin Berry , RHP (Sports Administration) Daniel Bradshaw , RHP (Finance) Kirk Cunningham , 1B (Sports Administration) Grant Dozar , INF (Management) Matt Fury , INF (Chemical Engineering) Mike Lowery , INF (Management) Mikie Mahtook , OF (Sports Administration) Austin Nola , SS (Sports Administration) Raph Rhymes , DH (Sports Administration) Jordy Snikeris , C (Finance)
2010	Paul Bertuccini , RHP (Management) Daniel Bradshaw , RHP (Management) Johnny Dishon , OF (Management) Matt Fury , INF (Chemical Engineering) Matt Gaudet , DH (Graduate School) Mike Lowery , INF (Management) Matty Ott , RHP (Undeclared) Anthony Ranaudo , RHP (Sport Administration) Austin Ross , RHP (Petroleum Engineering)
2009	Paul Bertuccini , RHP (Management) Daniel Bradshaw , RHP (Undeclared) Nolan Cain , RHP (General Studies) Kevin Farnsworth , C (Biological Sciences) Micah Gibbs , C (Undeclared) Buzzy Haydel , INF/P (Kinesiology) Spencer Mathews , RHP (Kinesiology) Chris McGhee , INF/OF (Mass Communication) Nicholas Pontiff , INF/OF (Management) Austin Ross , RHP (Undeclared) Ryan Schimpf , INF/OF (General Studies)
2008	Kyle Beerbohm , LHP (Kinesiology) Paul Bertuccini , RHP (Management) Jared Bradford , RHP (General Studies) Ryan Byrd , LHP (General Studies) Matt Clark , 1B (General Studies) Kevin Farnsworth , C (Biology) Matt Gaudet , 1B (General Studies) Buzzy Haydel , INF (General Studies)



Parker Bugg • 2015 SEC Academic Honor Roll

	Michael Hollander , 3B (Communications)
	Jason Lewis , C (General Studies)
	Blake Martin , LHP (General Studies)
	Nicholas Pontiff , OF (Management)
	Ryan Schimpf , 2B (Undeclared)
	Ryan Verdugo , LHP (General Studies)
2007	Jared Bradford , RHP (General Studies)
	Steven Broschowsky , OF (Management)
	Will Davis , C (Secondary Education)
	Kevin Farnsworth , C (Biology)
	Jeffrey Garidel , INF (General Studies)
	Cade Gautreau , C (Accounting)
	Michael Hollander , INF (Comm. Studies)
	Nicholas Pontiff , INF (Management)
2006	Steven Broschowsky , OF (Management)
	Chris Cahill , RHP (General Studies)
	Chase Dardar , RHP (General Studies)
	Michael Hollander , SS (Undeclared)
	Derik Olvey , RHP (General Studies)
	Nicholas Pontiff , INF (Communication Studies)
	Trey Simon , OF (Undeclared)
	Bruce Sprowl , OF (Mass Communication)
	Gee Victoriano , C (Kinesiology)
	Steven Waguespack , INF (General Studies)
2005	Brad Bass , C (Kinesiology)
	Steven Broschowsky , OF (Undeclared)
	Chase Dardar , RHP (General Studies)
	Will Davis , C (Secondary Education)
	Jason Determann , LHP (Biology)
	Jordan Faircloth , RHP (Political Science)
	Bryan Harris , INF (Kinesiology)
	Chris McDougall , LHP (Kinesiology)
	Lane Mestepey , LHP (Kinesiology)
	Brandon Nall , RHP (Horticulture)
	Bruce Sprowl , OF (Mass Communication)
	Nick Stavinoha , OF (Management)
2004	Steven Broschowsky , OF (Undeclared)
	Jason Determann , LHP (Biological Sciences)
	Bobby DiLiberto , INF (Political Science)
	Jordan Faircloth , RHP (Political Science)
	Bryan Harris , INF (Kinesiology)
	J.C. Holt , CF (Management)
	Matt Horwath , INF (Undeclared)
	Chris McDougall , LHP (Kinesiology)
	Lane Mestepey , LHP (Kinesiology)
	Brandon Nall , RHP (Turfgrass Management)
	Bruce Sprowl , OF (Mass Communication)
	Nick Stavinoha , DH (Management)
2003	Lukas Guidroz , RHP, 3.11 (General Studies)
	Weylin Guidry , RHP, 3.33 (Marketing)
	Justin Hill , RHP, 3.70 (General Studies)
	David Miller , RHP, 3.17 (Civil Engineering)
	Wally Pontiff , 3B, 3.73 (Biology)
	Rocky Scelfo , 2B, 3.16 (General Studies)
	Chad Vaught , RHP, 3.31 (Biology)
2002	Brad David , LHP, 3.13 (Management)
	Justin Hill , RHP, 3.49 (General Studies)
	David Miller , RHP, 3.14 (Civil Engineering)
	Tim Nugent , LHP, 3.16 (General Business)
	Wally Pontiff , 3B, 3.25 (Biology)
	Chad Vaught , RHP, 3.53 (Zoology)
2001	Billy Brian , RHP, 3.25 (Construction Mgmt.)
	Brad David , LHP, 3.05 (Construction Mgmt.)
	David Miller , RHP, 3.00 (General Studies)
	Tim Nugent , LHP, 3.33 (General Studies)



Mikie Mahtook • 2011 First-Team All-SEC

	Wally Pontiff , 3B, 3.06 (Undergraduate Studies)
	Chad Vaught , 3.13 (Zoology)
2000	Blair Barbier , 3B, 3.33 (Finance)
	Billy Brian , RHP, 3.25 (Construction Mgmt.)
	Mike Daly , INF, 3.40 (Marketing)
	Brad Hawpe , 1B, 3.01 (Finance)
	Trey Hodges , RHP, 3.02 (Kinesiology)
	Jeremy Loftice , RHP, 3.01 (Kinesiology)
	Billy McBride , OF, 3.11 (Undergraduate Studies)
	Tommy Morel , OF, 3.11 (Microbiology)
	Tim Nugent , LHP, 3.44 (General Business)
	Jeremy Witten , OF, 3.44 (Kinesiology)
1999	Kurt Ainsworth , RHP, 3.41 (Management Information Systems)
	Christian Bourgeois , OF, 3.24 (Zoology)
	Josh Dalton , SS, 3.16 (Kinesiology)
	Mike Daly , INF, 3.11 (Marketing)
	Tim Nugent , LHP, 3.05 (Undergraduate Studies)
	Jeremy Witten , OF, 3.11 (Kinesiology)
1998	Blair Barbier , INF, 3.17 (Undergraduate Studies)
	Matt Colvin , LHP, 3.38 (Management Information Systems)
	Chris Demouy , LHP, 3.33 (Business Admin.)
	Eddy Furniss , 1B, 3.47 (Zoology)
	Doug Thompson , RHP, 3.22 (Kinesiology)
1997	Eric Berthelot , LHP, 3.26 (Kinesiology)
	John Blancher , INF, 3.22 (Liberal Arts)
	Patrick Coogan , RHP, 3.0 (Business Admin.)
	Casey Cuntz , 3B, 3.62 (Mass Communications)
	Brian Daugherty , RHP, 3.37 (General Studies)
	Chris Demouy , LHP, 3.63 (Management)
	Eddy Furniss , 1B, 3.66 (Zoology)
	Jeff Harris , RHP, 3.77 (Kinesiology)
	Joey Painich , RHP, 3.16 (Kinesiology)
1996	Warren Morris , 2B, 3.5 (Zoology)
	Eddy Furniss , 1B, 3.7 (Pre-Medicine)
	Brad Wilson , DH, 3.0 (General Studies)
	Kevin Ward , C, 3.6 (Electrical Engineering)
	Tim Lanier , C, 3.6 (Kinesiology)
	Brian Daugherty , RHP, 3.1 (Kinesiology)
	Chris Demouy , LHP, 3.8 (Management)
1995	Warren Morris , 2B, 3.73 (Zoology)
	Kevin Ainsworth , OF, 3.25 (Management)
	Bhrett McCabe , RHP, 3.06 (Psychology)
	Kevin Ward , C, 3.34, (Electrical Engineering)
	Tim Lanier , C, 3.10 (Kinesiology)
	Brian Winders , RHP, 3.53 (General Studies)
	Casey Cuntz , SS, 3.42 (General Studies)
1994	Kevin Ainsworth , RF, 3.07 (Business Mgmt.)
	Scott Berardi , C, 3.12 (Advertising)
	Tim Lanier , C, 3.25 (Kinesiology)
	Bhrett McCabe , RHP, 3.11 (Zoology)
	Warren Morris , LF, 3.68 (Accounting)
	Kevin Ward , C, 3.40 (Accounting)
1993	Mike Sirotko , LHP, 3.15 (Psychology)
	Matt Chamberlain , RHP, 3.28 (Microbiology)
	Brian Winders , RHP, 3.10 (Microbiology)
1992	Tim Bauer , C, 3.50 (Marketing)
	Matt Chamberlain , RHP, 3.32 (Microbiology)
	David Herry , RHP, 3.10 (Business Administration)
	Jared Mula , OF, 3.20 (General Studies)
	Bhrett McCabe , RHP, 3.00 (General Studies)
	Mike Sirotko , LHP, 3.20 (Psychology)
1991	Tim Bauer , C, 3.60 (Marketing)

	Paul Byrd , RHP, 3.04 (General Studies)
	Matt Chamberlain , RHP, 3.35 (Pre-Medicine)
	Pat Garrity , DH, 3.03 (General Studies)
1988	Daniel Edwards , C, 3.81 (Philosophy)
1987	Rob Hartwig , OF, 3.15 (General Studies)
	Mark Guthrie , LHP, 3.13 (General Studies)
	Pete Bush , 1B, 3.05 (Management)
1986	Joe Zimmerman , P, 3.25 (Phys. Ed.)
	Terry Belle , OF, 3.00 (Accounting)
1985	Joe Zimmerman , P, 3.57 (Physical Therapy)
1984	Mark Howie , SS, 3.25 (Business Admin.)
1983	Mark Howie , SS, 3.00 (Marketing)
1980	Randy Olson , OF, 3.00 (Education)
1979	Lucien Tujague , OF, 3.20 (Petroleum Eng.)
1976	Wally McMakin , 3B, 3.30 (Education)
	Tony Toups , SS, 3.20 (Business Admin.)
1975	Wally McMakin , DH, 3.0 (Education)
	Randy Aldridge , OF, 3.40 (Education)
	Guy Hollingsworth , P, 3.20 (Pre-Law)
1974	Randy Aldridge , OF, 3.75 (Education)
	Tom Charpentier , P, 3.00 (Business Admin.)
1973	Steve Spitz , 2B, 3.00 (Business Admin.)
1971	Mike Moock , 2B, 3.20 (Business Admin.)
	Lou Farmer , P, 3.20 (Business Admin.)

SEC FIRST-YEAR ACADEMIC HONOR ROLL

2021	Ty Floyd , RHP
	Michael Fowler , RHP
	Will Hellmers , RHP
	Theo Millas , RHP
	Blake Money , RHP
	Brooks Rice , RHP
	Will Safford , RHP
2020	Zach Arnold , INF
	Alex Milazzo , C
	Mitchell Sanford , OF
	Wes Toups , OF
2019	Cade Beloso , 1B
	Giovanni DiGiacomo , OF
	Saul Garza , C
	Rye Gunter , RHP
	Cole Henry , RHP
	Easton McMurray , LHP
2018	Hal Hughes , INF
	Brandt Broussard , INF
2017	Blair Frederick , LHP
	Zack Hess , RHP
	Will Reese , RHP
	Jake Slaughter , INF
	Josh Smith , INF
	Eric Walker , RHP
	Rankin Woley , RHP
2016	Trent Forshag , C
	Caleb Gilbert , RHP
	O'Neal Lochridge , INF
2015	Greg Deichmann , INF
	Alex Lange , RHP
	Jake Latz , LHP
	Jesse Stallings , RHP
2014	Parker Bugg , RHP
2013	Mark Laird , OF
2012	Chris Sciambra , OF
2011	Jackson Slaid , C
2010	Chris Cotton , LHP
2009	Grant Dozar , INF
	Austin Nola , INF
2008	Daniel Bradshaw , RHP
	Austin Ross , RHP
2006	Paul Bertuccini , RHP
	Chris McGhee , OF
	Jason Ogata , INF
	Andrew York , RHP
2005	Michael Hollander , INF

Individual Honors



Raph Rhymes • 2012 SEC Player of the Year



Aaron Nola • 2014 SEC Pitcher of the Year

FIRST TEAM ALL-SEC

2017	Greg Deichmann, OF
	Alex Lange, RHP
2016	Kramer Robertson, SS
	Bryce Jordan, DH
2015	Alex Bregman, SS
	Alex Lange, RHP
	Andrew Stevenson, OF
	Kade Scivicque, C
	Conner Hale, 3B
2014	Aaron Nola, RHP
2013	Mason Katz, 1B
	Christian Ibarra, 3B
	Alex Bregman, SS
	Raph Rhymes, OF
	Aaron Nola, RHP
2012	Kevin Gausman, RHP
	Raph Rhymes, OF
2011	Mikie Mahtook, OF
2010	Micah Gibbs, C
2009	Louis Coleman, RHP
	Blake Dean, DH
	Matty Ott, RHP
2006	Quinn Stewart, OF
2005	Ryan Patterson, LF
	Greg Smith, LHP
2004	J.C. Holt, CF
	Jon Zeringue, RF
2003	Aaron Hill, SS
	Ryan Patterson, DH
	Clay Harris, 1B
2002	Lane Mestepey, LHP
2001	Lane Mestepey, LHP
	Wally Pontiff, 3B
	Mike Fontenot, 2B
2000	Brad Cresse, C
1998	Eddy Furniss, 1B
1997	Brandon Larson, SS
	Patrick Coogan, RHP
1996	Eddy Furniss, 1B
	Nathan Dunn, 3B
	Eddie Yarnall, LHP
1995	Scott Schultz, RHP
1994	Russ Johnson, SS
	Todd Walker, 2B
1993	Todd Walker, 2B
	Brett Laxton, RHP
1992	Lloyd Peever, RHP
	Todd Walker, 2B
1991	Tookie Johnson, 2B
1990	Wes Grisham, OF
	Chad Ogea, RHP
	Keith Osik, C
	Tookie Johnson, 2B
1989	Ben McDonald, RHP
	Wes Grisham, DH
1988	Craig Cala, OF
	Ben McDonald, RHP
1987	Albert Belle, OF
	Gregg Patterson, LHP
1986	Jim Bowie, 1B
	Mark Guthrie, LHP
1985	Marty Lanoux, 3B

1984	Mark Cooper, C
1983	Mark Cooper, C
	Cal Santarelli, P
1980	Don Schneider, P
1979	Bobby Mariano, 3B
1976	Paul Stefan, P
	Tony Touns, SS
1975	Steve Frank, 1B
	Wally McMakin, 3B
	Pat Moock, P
1973	Gerald Keigley, UT
	Pat Moock, P
1972	Mike Miley, UT
	Randy Wiles, P
1971	Craig Burns, OF
1969	Tom Giles, C
1968	Bob Leake, OF
1967	Tom Giles, C
	Steve Oglin, OF
1964	Steve George, P
1963	Gene Achord, OF
1962	Allen Smith, P
1961	Allen Smith, P
	John Bailey, OF
1958	Bob Loftin, P
	Al White, 2B
1953	Jerry Marchand, C
1952	Jerry Marchand, C
	Benny McArdle, P
1951	Gene Murphy, C

SEC PLAYER OF THE YEAR

2012	Raph Rhymes, OF
2004	Jon Zeringue, RF
2003	Aaron Hill, SS
1996	Eddy Furniss, 1B
1994	Russ Johnson, SS
1993	Todd Walker, 2B

SEC PITCHER OF THE YEAR

2014	Aaron Nola, RHP
2013	Aaron Nola, RHP
2009	Louis Coleman, RHP

SEC FRESHMAN OF THE YEAR

2015	Alex Lange, RHP
2013	Alex Bregman, SS
2009	Matty Ott, RHP
2001	Lane Mestepey, LHP
2000	Mike Fontenot, 2B

SECOND-TEAM ALL-SEC

2021	Landon Marceaux, RHP
	Dylan Crews, OF
	Tre' Morgan, 1B
2019	Antoine Duplantis, OF
2017	Kramer Robertson, SS
2015	Chris Chineia, 1B
2014	Alex Bregman, SS
2013	JaCoby Jones, 2B
2012	Mason Katz, OF
2011	Mason Katz, OF
2010	Austin Nola, SS

	Matt Gaudet, DH
2009	Anthony Ranaudo, RHP
	Ryan Schimpf, OF
2007	Jared Bradford, RHP
2006	Michael Hollander, SS
2005	Nick Stavinocha, RF
	Blake Gill, DH
	Clay Dirks, LHP
2004	Clay Harris, 3B
	Ryan Patterson, LF
2003	Nate Bumstead, RHP
	Blake Gill, 2B
	Jon Zeringue, OF
2002	Wally Pontiff, 3B
	Jake Tompkins, RHP
2001	Ryan Theriot, SS
	Todd Linden, OF
	Bryan Moore, 1B
1999	Trey McClure, OF
	Jeff Leamont, 1B
1998	Trey McClure, 3B
	Brad Cresse, C
	Doug Thompson, RHP
1997	Blair Barbier, 2B
	Eddy Furniss, 1B
1996	Chad Cooley, OF
	Justin Bowles, OF
	Jason Williams, SS
1995	Warren Morris, 2B
1994	Scott Schultz, RHP
1993	Harry Berrios, RF
1991	Gary Hymel, C
	Lyle Mouton, RF
	Rich Cordani, LF
1990	Rich Cordani, DH
	Paul Byrd, RHP
1989	Craig Cala, RF
	Curtis Leskanic, RHP
1987	Dave Cunningham, SS
1986	Burke Broussard, 2B
	Jeff Reboulet, SS
	Albert Belle, RF
	Rob Leary, C
	Barry Manuel, RHP

ALL-SEC WESTERN DIVISION (1951-85)

1985	Jeff Reboulet, SS
	Marty Lanoux, 3B
	Robbie Smith, P
1984	Mark Cooper, C
	Tim Sossamon, OF
	John Dixon, DH
1983	Mark Cooper, C
	Cal Santarelli, P
1982	Dan Karp, C
	Billy Donathan, P
1981	Chip Moses, 2B
1980	Don Schneider, P
	Mike Alvarez, P
	Randy Olson, 1B
1979	Bobby Mariano, 3B
	Duane Dewey, C

	Pete Almaguer, 2B
	Mike Alvarez, P
1976	Paul Stefan, P
	Tony Touns, SS
1975	Steve Frank, 1B
	Wally McMakin, 3B
	Pat Moock, P
	Vaughn Meiners, OF
	Tommy Saizan, C
1974	Randy Aldridge, OF
	Tom Charpentier, P
	Mike Miley, UT
1973	Gerald Keigley, UT
	Pat Moock, P
	Mike Sonderegger, OF
1972	Mike Miley, UT
	Randy Wiles, P
1971	Craig Burns, OF
	Lou Farmer, P
1970	Bill Bright, OF
1969	Tom Giles, C
1968	Bob Leake, OF
	Ron Hunt, UT
1967	Tom Giles, C
	Steve Oglin, OF
1966	Bruce Baudier, P
1964	Steve George, P
	Gene Achord, OF
	Harry Morel, 3B
1963	Gene Achord, OF
	Wiley Dial, P
1962	Allen Smith, P
	Larry Edmondson, UT
	Jimmy Field, OF
1961	John Bailey, OF
	Allen Smith, P
	Lynn Amedee, P
	Larry Edmondson, SS
1958	Bob Loftin, P
	Al White, 2B
1953	Jerry Marchand, C
1952	Jerry Marchand, C
	Benny McArdle, P
1951	Gene Murphy, C

SEC ALL-TOURNAMENT

2019	Brandt Broussard, 2B
	Saul Garza, C
	Josh Smith, SS
2018	Todd Peterson, RHP
	Antoine Duplantis, OF
2017	Alex Lange, RHP
	Cole Freeman, 2B
	Kramer Robertson, SS
	Greg Deichmann, OF
	Antoine Duplantis, OF
2015	Jared Foster, 2B
2014	Jared Poche, LHP
	Aaron Nola, RHP
	Kade Scivicque, C
	Tyler Moore, 1B
	Conner Hale, 2B
	Alex Bregman, SS



Chris Cotton • 2013 SEC Tournament MVP



Austin Nola • 2010 SEC Tournament MVP

	Mark Laird, OF
	Sean McMullen, DH
2013	Chris Cotton, LHP
	Christian Ibarra, 3B
	Jared Foster, OF
	Sean McMullen, DH
2012	Mason Katz, OF
2010	Ben Alsop, RHP
	Blake Dean, 1B
	Tyler Hanover, 2B
	Austin Nola, SS
	Mikie Mahtook, OF
2009	Daniel Bradshaw, RHP
	Austin Nola, SS
	Mikie Mahtook, OF
	Blake Dean, DH
2008	Blake Martin, LHP
	Matt Clark, 1B
	Ryan Schimpf, 2B
	Blake Dean, DH
2003	Aaron Hill, SS
2002	Matt Heath, OF
2001	Matt Heath, C
	Todd Linden, OF
2000	Brian Tallet, LHP
	Brad Hawpe, 1B
	Blair Barbier, 3B
	Wally Pontiff, OF
	Cedrick Harris, OF
1998	Randy Keisler, LHP
1997	Danny Higgins, DH
	Blair Barbier, 2B
	Brandon Larson, SS
1996	Eddie Yarnall, LHP
1995	Warren Morris, 2B
	Nathan Dunn, 3B
	Chad Cooley, OF
	Eddy Furniss, DH
1994	Russ Johnson, SS
	Kevin Ainsworth, OF
	Brad Wilson, DH
1993	Jason Williams, 3B
	Russ Johnson, SS
	Harry Berrios, OF
	Mike Neal, OF
	Will Hunt, LHP
1992	Todd Walker, 2B
	Andy Sheets, SS
	Chris Moock, OF
	Mike Neal, DH
	Lloyd Peever, RHP
	Ronnie Rantz, LHP
1991	Chris Moock, OF
1990	Wes Grisham, OF
	Chad Ogea, RHP
	Scott Bethea, SS
	Ron Lim, OF
1988	Rich Vasquez, OF
1987	Dave Cunningham, SS
	Craig Faulkner, C
1986	Jeff Yurtin, 3B
	Mike Papajohn, OF
	Albert Belle, OF

	Barry Manuel, P
1985	Jeff Reboulet, SS
1979	Bobby Mariano, 3B
	Steve Bollman, UTIL

OUTSTANDING PLAYER SEC TOURNAMENT

2014	Tyler Moore, 1B
2013	Chris Cotton, LHP
2010	Austin Nola, SS
2009	Mikie Mahtook, OF
2008	Blake Dean, DH
2000	Wally Pontiff, OF
1994	Russ Johnson, SS
1993	Harry Berrios, OF
1992	Andy Sheets, SS
1986	Jeff Yurtin, 3B

FRESHMAN ALL-SEC

2021	Dylan Crews, OF
	Tre' Morgan, 1B
	Jordan Thompson, SS
2019	Cole Henry, RHP
2018	Daniel Cabrera, OF
	Ma'Khail Hilliard, RHP
2017	Josh Smith, 3B
	Zach Watson, OF
	Eric Walker, RHP
2016	Antoine Duplantis, OF
2013	Alex Bregman, SS
2012	Aaron Nola, RHP
2011	JaCoby Jones, 2B
	Ty Ross, C
2009	Mikie Mahtook, OF
	Matty Ott, RHP
2008	Micah Gibbs, C
2007	Sean Ochinko, C
	Blake Dean, OF
2006	J.T. Wise, 2B
	Jared Bogany, OF
2005	Chris Jackson, 3B
	Jordan Mayer, DH

SEC ALL-DEFENSIVE TEAM

2021	Tre' Morgan, 1B
2019	Zach Watson, OF
2018	Zach Watson, OF
2017	Michael Papierski, C
	Josh Smith, 3B
2016	Cole Freeman, 2B
2015	Alex Bregman, SS
	Kade Scivicque, C
	Andrew Stevenson, OF
	Mark Laird, OF
2014	Aaron Nola, RHP
	Andrew Stevenson, OF
2013	Mason Katz, 1B
	Christian Ibarra, 3B
2012	Ryan Eades, RHP
2011	Mikie Mahtook, OF
2010	Micah Gibbs, C
2009	Micah Gibbs, C
2008	Jared Bradford, RHP


ABCA ALL SOUTH REGION


2021	Landon Marceaux, RHP (1st Team)
	Tre' Morgan, 1B (1st Team)
	Dylan Crews, 1B (1st Team)
	Gavin Dugas, OF (2nd Team)
	Cade Doughty, INF (2nd Team)
2019	Antoine Duplantis, OF (2nd Team)
2017	Alex Lange, RHP (1st Team)
	Greg Deichmann, OF (1st Team)
	Cole Freeman, 2B (2nd Team)
2015	Chris China, 1B (1st Team)
	Alex Bregman, SS (1st Team)
	Alex Lange, RHP (1st Team)
	Kade Scivicque, C (2nd Team)
	Andrew Stevenson, OF (2nd Team)
2014	Aaron Nola, RHP (1st Team)
2013	Alex Bregman, SS (1st Team)
	Mason Katz, 1B (1st Team)
	Aaron Nola, RHP (1st Team)
2012	Raph Rhymes, OF (1st Team)
	Kevin Gausman, RHP (1st Team)
	Mason Katz, OF (1st Team)
2011	Mikie Mahtook, OF (1st Team)
2010	Micah Gibbs, C (1st Team)
2009	Louis Coleman, RHP (1st Team)
	Anthony Ranaudo, RHP (1st Team)
	Matty Ott, RHP (1st Team)
	Ryan Schimpf, OF (2nd Team)
2008	Blake Dean, OF (2nd Team)
	Ryan Verdugo, RHP (2nd Team)
2007	Jared Bradford, RHP (2nd Team)
2006	Quinn Stewart, RF (1st Team)
2005	Ryan Patterson, LF (1st Team)
	Greg Smith, LHP (1st Team)
	Nick Stavinoha, RF (2nd Team)
2004	Jon Zeringue, RF (1st Team)
	Clay Harris, 3B (1st Team)
	J.C. Holt, CF (2nd Team)
2003	Aaron Hill, SS (1st Team)
	Nate Bumstead, RHP (2nd Team)
	Ryan Patterson, DH (2nd Team)
2002	Lane Mestepey, LHP (1st Team)
2001	Todd Linden, OF (1st Team)
	Bryan Moore, 1B (2nd Team)
	Mike Fontenot, 2B (2nd Team)
2000	Brad Cresse, C (1st Team)
1998	Eddy Furniss, 1B (1st Team)
	Brad Cresse, C (1st Team)
	Randy Keisler, LHP (2nd team)
1997	Brandon Larson, SS (1st Team)
	Patrick Coogan, RHP (1st Team)
	Mike Koerner, CF (2nd Team)
1996	Eddy Furniss, 1B (1st Team)
	Jason Williams, SS (1st Team)
	Nathan Dunn, 3B (1st Team)
	Justin Bowles, OF (1st Team)
	Eddie Yarnall, LHP (1st Team)
1995	Scott Schultz, RHP (1st Team)
1994	Todd Walker, 2B (1st Team)
	Russ Johnson, SS (1st Team)
1993	Todd Walker, 2B (1st Team)
	Harry Berrios, OF (1st Team)

	Brett Laxton, RHP (1st Team)
1992	Lloyd Peever, RHP (1st Team)
	Todd Walker, 2B (1st Team)
	Rick Greene, RHP (2nd Team)
1991	Tookie Johnson, 2B (1st Team)
	Rick Greene, RHP (1st Team)
1989	Ben McDonald, RHP (1st Team)
	Wes Grisham, DH (2nd Team)
1986	Barry Manuel, RHP (1st Team)
	Mark Guthrie, LHP (2nd Team)
	Jim Bowie, 1B (2nd Team)
	Jeff Reboulet, SS (2nd Team)
1984	Mark Cooper, C (1st Team)
1983	Cal Santarelli, P (1st Team)
1976	Paul Stefan, P (1st Team)
1975	Pat Moock, P (1st Team)
	Steve Frank, 1B (1st Team)
	Wally McMakin, INF (1st Team)


ABCA GOLD GLOVE TEAM

2019	Zach Watson, OF
2018	Zach Watson, OF
2015	Alex Bregman, SS
	Andrew Stevenson, OF
2009	Micah Gibbs, C

Cole Freeman
2017 SEC All-Tournament



Lyle Mouton
1990 NCAA South I Regional All-Tournament Team



Barry Manuel
1986 & 1987 NCAA Regional All-Tournament Team

NCAA REGIONAL ALL-TOURNAMENT

(NOTE: The NCAA did not select a regional all-tournament team in 2017)

2021

Eugene Regional

Dylan Crews, OF
Gavin Dugas, OF
Jordan Thompson, SS
Javen Coleman, LHP
AJ Labas, RHP
Zach Arnold, INF

2019

Baton Rouge Regional

Cade Beloso, 1B
Saul Garza, C
Cole Henry, RHP
Landon Marceaux, RHP
Josh Smith, SS
Zach Watson, OF

2018

Corvallis Regional

Jake Slaughter, 3B
Beau Jordan, DH

2016

Baton Rouge Regional

Alex Lange, RHP
Greg Deichmann, 1B
Kramer Robertson, SS
Jake Fraley, OF

2015

Baton Rouge Regional

Alex Lange, RHP
Chris Chineau, 1B
Conner Hale, 3B
Andrew Stevenson, OF

2014

Baton Rouge Regional

Aaron Nola, RHP
Alex Bregman, SS
Sean McMullen, DH

2013

Baton Rouge Regional

Aaron Nola, RHP
Brent Bonvillain, LHP
Ty Ross, C
Mason Katz, 1B
Alex Bregman, SS
Raph Rhymes, OF

2012

Baton Rouge Regional

Kevin Gausman, RHP
Aaron Hill, SS
Ty Ross, C
Austin Nola, SS

2010

Los Angeles Regional

Leon Landry, OF

2009

Baton Rouge Regional

Anthony Ranaudo, RHP
Louis Coleman, RHP
Micah Gibbs, C
Sean Ochinko, 1B
Austin Nola, SS
Jared Mitchell, OF

2008

Baton Rouge Regional

Paul Bertuccini, RHP
Matt Clark, 1B
Ryan Schimpf, 2B
DJ LeMahieu, SS
Leon Landry, OF
Jared Mitchell, OF
Blake Dean, DH

2005

Baton Rouge Regional

Clay Harris, 2B
Chris Jackson, 3B
Nick Stavinoha, OF
Ryan Patterson, OF

2004

Baton Rouge Regional

Nate Bumstead, RHP
Blake Gill, SS
Will Harris, 1B
J.C. Holt, CF
Matt Liuzza, C
Justin Meier, RHP
Nick Stavinoha, DH
Jon Zeringue, RF

2003

Baton Rouge Regional

Matt Liuzza, C
Blake Gill, 2B
Aaron Hill, SS
Ivan Naccarata, 3B
J.C. Holt, OF
Ryan Patterson, DH

2002

Baton Rouge Regional

Chris Phillips, C
Rocky Scelfo, 1B
J.C. Holt, 2B
Sean Barker, OF
Matt Heath, OF
David Raymer, DH
Jake Tompkins, RHP

2001

Baton Rouge Regional

Mike Fontenot, 2B
Lane Mestepey, LHP
Bryan Moore, 1B
Wally Pontiff, 3B
Zeph Zinsman, DH

2000

Baton Rouge Regional

Brad Hawpe, 1B
Mike Fontenot, 2B
Brad Cresse, C
Johnnie Thibodeaux, OF
Jeremy Witten, OF
Wally Pontiff, OF
Brian Tallet, LHP

1999

Baton Rouge Regional

Jeff Leamont, 1B
Ryan Theriot, 2B
Jeremy Witten, OF
Brad Hawpe, OF
Trey McClure, DH
Kurt Ainsworth, RHP
Ben Saxon, RHP

1998

South II Regional

Brad Cresse, C
Eddy Furniss, 1B
Trey McClure, 2B
Josh Dalton, SS
Cedrick Harris, OF
Wes Davis, DH
Doug Thompson, RHP
Brandon Bowe, RHP

1997

South I Regional

Eddy Furniss, 1B
Brandon Larson, SS
Trey McClure, 3B
Tom Bernhardt, RF
Mike Koerner, CF
Doug Thompson, RHP
Patrick Coogan, RHP

1996

South II Regional

Eddy Furniss, 1B
Warren Morris, 2B
Jason Williams, SS
Nathan Dunn, 3B
Chad Cooley, OF
Eddie Yarnall, LHP

1995

South Regional

Scott Schultz, RHP
Mike Klostermeyer, 1B

1994

South Regional

Todd Walker, 2B
Russ Johnson, SS
Chad Cooley, OF
Brett Laxton, RHP
Tim Lanier, C

1993

South Regional

Kenny Jackson, 1B
Todd Walker, 2B
Harry Berrios, OF
Armando Rios, OF
Mike Neal, DH
Mike Sirotko, LHP

1992

South I Regional

Chris Moock, OF

1991

South Regional

Tookie Johnson, 2B
Chris Moock, 3B
Rich Cordani, OF
Gary Hymel, C
Mike Sirotko, LHP

1990

South I Regional

Chad Ogea, P
Tim Clark, OF
Lyle Mouton, DH
Johnny Tellechea, 1B

1989

Central Regional

Ben McDonald, P
Curtis Leskanic, P
Wes Grisham, DH
Tookie Johnson, 2B
Matt Gruver, LF

1987

South II Regional

Dave Cunningham, SS
Craig Faulkner, C
Mike Papajohn, OF
Gregg Patterson, LHP
Barry Manuel, P

1986

South I Regional

Jim Bowie, 1B
Jeff Yurtin, 3B
Albert Belle, OF
Barry Manuel, P

1985

Central Regional

Tim Sossamon, OF

Outstanding Player NCAA Regional Tournament

2021 Eugene	Gavin Dugas , OF
2019 Baton Rouge	Saul Garza , C
2016 Baton Rouge	Greg Deichmann , 1B
2015 Baton Rouge	Alex Lange , RHP
2013 Baton Rouge	Alex Bregman , SS
2012 Baton Rouge	Austin Nola , SS
2009 Baton Rouge	Anthony Ranaudo , RHP
2008 Baton Rouge	Blake Dean , DH
2005 Baton Rouge	Nick Stavino , OF
2004 Baton Rouge	Blake Gill , SS
2003 Baton Rouge	J.C. Holt , OF
2002 Baton Rouge	Jake Tompkins , RHP
2000 Baton Rouge	Brad Hawpe , 1B
1999 Baton Rouge	Kurt Ainsworth , RHP
1998 South II	Eddy Furniss , 1B
1997 South I	Trey McClure , 3B
1996 South II	Jason Williams , SS
1994 South	Todd Walker , 2B
1993 South	Mike Sirotka , LHP
1989 Central	Ben McDonald , RHP
1987 South II	Gregg Patterson , LHP
1986 South I	Albert Belle , OF

College World Series All-Tournament

2017	Antoine Duplantis , OF
	Zach Watson , OF
	Michael Papierski , C
2015	Kade Scivicque , C
2009	DJ LeMahieu , 2B
	Jared Mitchell , OF
	Ryan Schimpf , OF
	Anthony Ranaudo , RHP
2000	Mike Fontenot , 2B
	Blair Barbier , 3B
	Ryan Theriot , SS
	Brad Hawpe , DH
	Trey Hodges , RHP
1998	Cedrick Harris , OF
1997	Eddy Furniss , 1B
	Brandon Larson , SS
	Mike Koerner , CF
	Tom Bernhardt , RF
1996	Tim Laniel , C
	Justin Bowles , OF
	Eddie Yarnall , LHP
1994	Todd Walker , 2B
1993	Adrian Antonini , C
	Todd Walker , 2B
	Jim Greely , OF
	Armando Rios , OF
	Brett Laxton , RHP
	Mike Sirotka , LHP
1991	Gary Hymel , C
	Johnny Tellechea , 1B
	Lyle Mouton , OF
	Chad Ogea , RHP
1990	Tim Clark , OF
	Lyle Mouton , DH
1987	Jack Voigt , OF
	Gregg Patterson , LHP

College World Series Most Outstanding Player

2009	Jared Mitchell , OF
2000	Trey Hodges , RHP
1997	Brandon Larson , SS
1993	Todd Walker , 2B
1991	Gary Hymel , C

Dick Howser Award Winner

1998	Eddy Furniss , 1B
------	--------------------------

Golden Spikes Award Winner

1989	Ben McDonald , RHP
------	---------------------------

Golden Spikes Award Finalists

2015	Alex Bregman , SS
2014	Aaron Nola , RHP
2000	Brad Cresse , C
1998	Eddy Furniss , 1B
1997	Brandon Larson , SS
1994	Todd Walker , 2B
	Russ Johnson , SS
1993	Todd Walker , 2B
1992	Lloyd Peever , RHP
1989	Ben McDonald , RHP

Smith Award Winner

1989	Ben McDonald , RHP
------	---------------------------

Johnny Bench Award Winner

2000	Brad Cresse , C
------	------------------------

Brooks Wallace Award Winner

2013	Alex Bregman , SS
------	--------------------------

College Baseball Foundation National Pitcher of the Year

2014	Aaron Nola , RHP
------	-------------------------

Baseball America National Player of the Year

1989	Ben McDonald , RHP
------	---------------------------

Collegiate Baseball National Player of the Year

1992	Lloyd Peever , RHP
1989	Ben McDonald , RHP

Collegiate Baseball National Freshman of the Year

2015	Alex Lange , RHP
2013	Alex Bregman , SS
2001	Lane Mestepey , LHP
2000	Mike Fontenot , 2B
1993	Brett Laxton , RHP
1992	Todd Walker , 2B

Baseball America National Freshman of the Year

2013	Alex Bregman , SS
1993	Brett Laxton , RHP
1992	Todd Walker , 2B

Perfect Game National Freshman of the Year

2021	Dylan Crews , OF
2013	Alex Bregman , SS

NCBWA National Freshman of the Year

2015	Alex Lange , RHP
2013	Alex Bregman , SS



Blake Dean earned 2009 First-Team All-SEC recognition, and he was a First-Team All-American in 2008.

Corbett Award - Outstanding Louisiana Amateur Athlete

2015	Alex Lange , RHP
2013	Aaron Nola , RHP
2010	Louis Coleman , RHP
2000	Brad Cresse , C
1997	Brandon Larson , SS
1996	Warren Morris , 2B
1994	Russ Johnson , SS
1993	Todd Walker , 2B

United States Olympians

2000	Kurt Ainsworth , RHP (Gold)
1996	Warren Morris , 2B (Bronze)
	Jason Williams , SS (Bronze)
	Skip Bertman , Head Coach (Bronze)
1992	Rick Greene , RHP
1988	Ben McDonald , RHP (Gold)
	Skip Bertman , Asst. Coach (Gold)

College Baseball Hall of Fame Members

2010	Eddy Furniss , 1B
2009	Todd Walker , 2B
2008	Ben McDonald , RHP
2006	Skip Bertman , Head Coach

ABCA Hall of Fame Members

2014	Paul Mainieri , Head Coach
2003	Skip Bertman , Head Coach

Louisiana Sports Hall of Fame Members

Joe Bill Adcock , 1B
Albert Belle , OF
Skip Bertman , Head Coach
Buddy Blair , 3B
Alvin Dark , SS
Mel Didier , P
Eddy Furniss , 1B
Ben McDonald , RHP
Harry Rabenhorst , Head Coach
Connie Ryan , 2B
Todd Walker , 2B

LSU Athletics Hall of Fame Members

2019	Jason Williams , SS
2013	Kurt Ainsworth , RHP
2011	Skip Bertman , Head Coach
	Lloyd Peever , RHP
2008	Harry Rabenhorst , Head Coach
2007	Eddy Furniss , 1B
2006	Todd Walker , 2B
1981	Alvin Dark , SS
1978	Joe Bill Adcock , 1B



Skip Bertman (left) was a six-time National Coach of the Year.

LSU Retired Jersey Numbers

2017	Todd Walker, 2B (#12)
2016	Eddy Furniss, 1B (#36)
2009	Ben McDonald, RHP (#19)
2001	Skip Bertman, Head Coach (#15)

Collegiate Baseball National Coach of the Year

2009	Paul Mainieri
2000	Skip Bertman
1997	Skip Bertman
1996	Skip Bertman
1993	Skip Bertman
1991	Skip Bertman

ABCA National Coach of the Year

2009	Paul Mainieri
2000	Skip Bertman
1997	Skip Bertman
1996	Skip Bertman
1993	Skip Bertman
1991	Skip Bertman

The Sporting News National Coach of the Year

1986	Skip Bertman
------	---------------------

Baseball America National Coach of the Year

2009	Paul Mainieri
1996	Skip Bertman
1986	Skip Bertman

NCBWA National Coach of the Year

2015	Paul Mainieri
------	----------------------

College Baseball Foundation National Coach of the Year Skip Bertman Award

2015	Paul Mainieri
------	----------------------

Rivals.com**National Coach of the Year**

2009	Paul Mainieri
2008	Paul Mainieri

SEC Coach of the Year

2015	Paul Mainieri
2009	Paul Mainieri
2003	Smoke Laval
1997	Skip Bertman
1996	Skip Bertman
1993	Skip Bertman
1992	Skip Bertman
1991	Skip Bertman
1990	Skip Bertman
1986	Skip Bertman
1975	Jim Smith

Louisiana Sportswriters Association Coach of the Year

2017	Paul Mainieri
2015	Paul Mainieri
2013	Paul Mainieri
2012	Paul Mainieri
2009	Paul Mainieri
2008	Paul Mainieri
2004	Smoke Laval
2003	Smoke Laval
2002	Smoke Laval

1998	Skip Bertman
------	---------------------

1993	Skip Bertman
------	---------------------

1992	Skip Bertman
------	---------------------

1990	Skip Bertman
------	---------------------

1986	Skip Bertman
------	---------------------

1985	Skip Bertman
------	---------------------

Skip Bertman LSU Leadership Award

2021	Landon Marceaux, P
2019	Antoine Duplantis, OF
2018	Austin Bain, INF/RHP
2017	Kramer Robertson, SS
2016	Jake Fraley, OF
2015	Alex Bregman, SS
2014	Aaron Nola, RHP
2013	Raph Rhymes, OF
2012	Grant Dozar, INF
2011	Mikie Mahtook, OF
2010	Blake Dean, 1B
2009	Louis Coleman, RHP
2008	Jared Bradford, RHP

Wally Pontiff Jr. LSU Scholar-Athlete Award

2021	Matthew Beck, P
2019	Zack Hess, RHP
2018	Beau Jordan, OF
2017	Cole Freeman, 2B
2016	Jared Poche', LHP
2015	Chris Sciambra, OF
2014	Sean McMullen, OF
2013	Mason Katz, 1B
2012	Austin Nola, SS
2011	Daniel Bradshaw, RHP; Ben Alsop, RHP
2010	Paul Bertuccini, RHP
2009	Nicholas Pontiff, OF/INF
2008	Michael Hollander, INF



LSU defeated UL-Lafayette in the 2015 Super Regional

2021 NCAA Super Regional

June 12, 2021 at Knoxville, Tenn.

LSU..... 010 010 000 - 2 8 0 (38-24)
 Tennessee..... 001 003 00X - 4 6 1 (49-16)
 WP-Chad Dallas (11-1) Save-Sean Hunley (9)
 LP-Javen Coleman (3-2) T-3:35 A-4400
 HR LSU - Cade Doughty (13)

June 13, 2021 at Knoxville, Tenn.

Tennessee..... 201 260 022 - 15 12 0 (50-16)
 LSU..... 101 002 200 - 6 8 3 (38-25)
 WP-Blade Tidwell (10-3) LP-Landon Marceaux (7-7) T-3:06
 A-4427 HR UT - Jake Rucker 2 (9), Drew Gilbert (10), Evan Russell (14), Jordan Beck (15), Connor Pavolony (7)
 HR LSU - Dylan Crews 2 (18), Tre' Morgan (6), Brody Drost (5)

2021 NCAA Regional

June 4, 2021 at Eugene, Ore.

LSU..... 000 000 000 - 0 4 3 (34-23)
 Gonzaga..... 020 001 00X - 3 8 0 (34-17)
 WP-JACOB, Alek (8-1) LP-Landon Marceaux (6-6) T-2:49 A-0

June 5, 2021 at Eugene, Ore.

Central Connecticut. 050 000 000 0 - 5 8 0 (28-15)
 LSU..... 203 000 000 1 - 6 13 0 (34-24)
 WP-Devin Fontenot (4-2) LP-NEUMAN, Jake (5-1) T-2:45
 A-1433
 HR CCSU - MARTINEZ, Noah (7) HR LSU - Dylan Crews 2 (15)

June 6, 2021 at Eugene, Ore.

Gonzaga..... 201 001 000 - 4 6 2 (34-19)
 LSU..... 422 001 00X - 9 12 2 (36-23)
 WP-AJ Labas (4-2) LP-GOMEZ, Alec (5-4) T-2:39
 HR LSU - Zach Arnold (7)

June 6, 2021 at Eugene, Ore.

LSU..... 100 101 010 - 4 9 2 (37-23)
 Oregon..... 001 000 000 - 1 4 1 (39-15)
 WP-Javen Coleman (3-1) Save-Devin Fontenot(5)
 LP-Walker, Brett (6-3) T-2:56 A-1637
 HR LSU - Dylan Crews (16), Gavin Dugas (17)

June 7, 2021 at Eugene, Ore.

Oregon..... 022 100 201 - 8 14 0 (39-16)
 LSU..... 200 202 03X - 9 10 1 (38-23)
 WP-Landon Marceaux (7-6) LP-Somers, Kolby (2-2)
 T-3:17 A-1640 HR ORE - Yovan, Kenyon, Zavala, Aaron
 HR LSU - Gavin Dugas 2, Drew Bianco

2019 NCAA Super Regional

June 8, 2019 at Baton Rouge, La.

Florida State..... 000 001 311 - 6 6 3 (40-21)
 LSU..... 011 110 000 - 4 8 1 (40-25)

WP-Antonio Velez (4-2) Save-J.C. Flowers(12)
 LP-Devin Fontenot (5-3) T-3:37 A-11636
 HR FS - Reese Albert 2 (9)

June 9, 2019 at Baton Rouge, La.

LSU..... 000 101 020 000 - 4 12 1 (40-26)
 Florida State..... 030 100 000 001 - 5 10 0 (41-21)
 WP-Antonio Velez (5-2) LP-Devin Fontenot (5-4)
 T-4:13 A-11713
 HR LSU - Antoine Duplantis (12)

2019 NCAA Regional

May 31, 2019 at Baton Rouge, La.

Stony Brook..... 100 011 000 - 3 10 3 (31-22)
 LSU..... 542 330 00X - 17 10 1 (38-24)
 WP-Landon Marceaux (5-2) LP-Greg Marino (5-5) T-3:06
 A-10542
 HR SBU - Dylan Resk (4) HR LSU - Zach Watson (6), Brandt Broussard (1)

June 1, 2019 at Baton Rouge, La.

LSU..... 010 003 031 - 8 13 0 (39-24)
 Southern Miss..... 000 000 400 - 4 5 0 (39-20)
 WP-Zack Hess (4-5) LP-Carroll, Cody (3-3) T-3:15 A-11015
 HR LSU - Cade Beloso (10), Zach Watson (7)
 HR USM - Guidry, Matthew (7)

June 2, 2019 at Baton Rouge, La.

Southern Miss..... 000 130 000 - 4 6 2 (40-21)
 LSU..... 120 000 30X - 6 11 1 (40-24)
 WP-Trent Vietmeier (3-1) Save-Devin Fontenot(7)
 LP-Lewis, Josh (1-1) T-3:14 A-10718
 HR USM - Montenegro, Gabe (6) HR LSU - Josh Smith (9)

2018 NCAA Regional

June 1, 2018 at Corvallis, Ore.

San Diego State..... 000 300 010 - 4 6 0 (39-20)
 LSU 030 003 00X - 6 9 0 (38-25)
 WP-Devin Fontenot (3-0) Save-Todd Peterson(6)
 LP-ERICKSON, Jacob (5-4) T-3:10 A-3589

June 2, 2018 at Corvallis, Ore.

Oregon State..... 203 502 200 - 14 15 0 (46-10-1)
 LSU 000 100 000 - 1 7 1 (38-26)
 WP-Heimlich, Luke (15-1) LP-Zack Hess (7-6) T-3:53
 A-4009 HR OSU - Madrigal, Nick (3)
 HR LSU - Jake Slaughter (8)

June 3, 2018 at Corvallis, Ore.

LSU 101 000 205 - 9 16 3 (39-26)
 Northwestern State..... 000 202 010 - 5 7 4 (38-24)
 WP-Matthew Beck (4-1) LP-Vasquez, Jose (6-2) T-2:57
 A-3533 HR LSU - Zach Watson (7) HR NWST - Kunert, Lenni (3), Davis, Peyton (5), Taylor, Sam (2)

June 3, 2018 at Corvallis, Ore.

LSU 000 000 000 - 0 3 2 (39-27)
 Oregon State..... 321 004 02X - 12 14 0 (47-10-1)
 WP-Abel, Kevin (4-1) LP-Devin Fontenot (3-1) T-3:12 A-3915
 HR OSU - Kwan, Steven (2), Grenier, Cadyn (5)

2017 College World Series

June 17, 2017 at Omaha, Neb.

Florida State..... 201 010 000 - 4 9 3 (45-22)
 LSU..... 101 010 02X - 5 9 0 (49-17)
 WP-Jared Poche' (11-3) Save-Zack Hess(2) LP-HOLTON, Tyler (10-3) T-3:14 A-25305 HR FS - BUSBY,Dylan (15) HR LSU - Michael Papierski (9)

June 19, 2017 at Omaha, Neb.

Oregon State..... 100 025 320 - 13 11 1 (56-4)
 LSU..... 000 000 100 - 1 4 2 (49-18)
 WP-Fehmel (6-2) LP-Eric Walker (8-2) T-3:42 A-24874 HR OSU - Harrison (9) HR LSU - Zach Watson (9)

June 21, 2017 at Omaha, Neb.

LSU..... 050 000 002 - 7 10 1 (50-18)
 Florida State..... 010 001 002 - 4 7 2 (46-23)
 WP-Jared Poche' (12-3) Save-Zack Hess(3) LP-SANDS,Cole (6-4) T-3:18 A-22872 HR LSU - Jake Slaughter (3) HR FS - NIEPORTE,Quincy (11), RALEIGH,Cal (9), MENDOZA,Drew (10) Danny Collins takes over as 2B umpire prior to top of 7th inning. Florida State eliminated.

June 23, 2017 at Omaha, Neb.

LSU..... 020 000 100 - 3 7 0 (51-18)
 Oregon State..... 001 000 000 - 1 2 0 (56-5)
 WP-Alex Lange (10-5) Save-Zack Hess(4) LP-Thompson (14-1) T-3:09 A-21257 HR LSU - Josh Smith (5)

June 24, 2017 at Omaha, Neb.

Oregon State..... 000 000 010 - 1 3 0 (56-6)
 LSU..... 031 101 00X - 6 8 0 (52-18)
 WP-Caleb Gilbert (7-1) LP-Fehmel (6-3) T-2:40 A-15618 HR OSU - Gretler (5)HR LSU - Beau Jordan (4), Michael Papierski 2 (11)

June 26, 2017 at Omaha, Neb.

Florida..... 000 300 100 - 4 6 0 (51-19)
 LSU..... 000 002 010 - 3 9 0 (52-19)
 WP-Singer (9-5) Save-Byrne(19) LP-Russell Reynolds (1-2) T-3:22 A-25679 HR LSU - Antoine Duplantis (2)
 Florida leads Best-of-3 CWS Finals, 1-0.

June 27, 2017 at Omaha, Neb.

LSU..... 000 000 100 - 1 8 3 (52-20)
 Florida..... 110 000 04X - 6 10 0 (52-19)
 WP-Dyson (4-0) Save-Kowar(1) LP-Jared Poche' (12-4) T-3:16 A-26607 Florida wins Best-of-3 CWS Finals, 2-0.



Anthony Ranaudo recorded 14 strikeouts versus Baylor in the 2009 NCAA Regional.

2017 NCAA Super Regional

June 10, 2017 at Baton Rouge, La.

Mississippi State... 100 000 020 - 3 4 0 (40-26)
 LSU..... 000 000 04X - 4 8 1 (47-17)
 WP-Zack Hess (7-1) LP-Riley Self (5-2) T-3:21 A-11836

June 11, 2017 at Baton Rouge, La.

LSU..... 210 060 005 - 14 10 0 (48-17)
 Mississippi State... 004 000 000 - 4 5 2 (40-27)
 WP-Caleb Gilbert (6-1) LP-Denver McQuary (3-4) T-4:00
 A-11706 HR MS - Harrison Bragg (3)
 31 minute rain delay in the top of the 6th inning; 28 minute rain delay in the top of the 9th inning

2017 NCAA Regional

June 2, 2017 at Baton Rouge, La.

Texas Southern..... 210 040 000 - 7 7 2 (20-33)
 LSU..... 041 040 42X - 15 12 5 (44-17)
 WP-Caleb Gilbert (5-1) LP-Anthony Martinez (4-4) T-3:25
 A-10537
 HR LSU - Michael Papierski (8), Zach Watson 2 (6)

June 3, 2017 at Baton Rouge, La.

Southeastern La..... 140 000 100 - 6 9 3 (37-21)
 LSU..... 401 032 10X - 11 12 0 (45-17)
 WP-Alex Lange (9-5) LP-Sceroler, Mac (9-2) T-3:26 A-11661
 HR SLU - Byers, Ryan (12), Schwaner, Taylor (15) HR LSU - Zach Watson 2 (8), Josh Smith (4)

June 4, 2017 at Baton Rouge, La.

LSU..... 031 100 000 - 5 6 0 (46-17)
 Rice..... 000 000 000 - 0 7 2 (33-31)
 WP-Eric Walker (8-1) LP-Addison Moss (3-2) T-2:44 A-10639

2016 NCAA Super Regional

June 11, 2016 at Baton Rouge, La.

Coastal Carolina..... 010 014 311 - 11 12 1 (48-16)
 LSU..... 000 310 103 - 8 11 2 (45-20)
 WP-HOLMES, Bobby (5-2) Save-MORRISON, Mike(11) LP-Alex Lange (8-4) T-4:24 A-11516
 HR COASTAL - OWINGS, Connor (16), REMILLARD, Zach (19), YOUNG, G.K. (17)
 HR LSU - Greg Deichmann (11)

June 12, 2016 at Baton Rouge, La.

LSU..... 001 000 101 - 3 10 2 (45-21)
 Coastal Carolina..... 200 001 001 - 4 7 3 (49-16)
 WP-HOLMES, Bobby (6-2) LP-Hunter Newman (1-1) T-3:39
 A-11606

2016 NCAA Regional

June 3, 2016 at Baton Rouge, La.

Utah Valley 010 000 000 - 1 6 1 (37-22)
 LSU 211 010 20X - 7 12 1 (43-18)
 WP-Jared Poche' (8-4) LP-Beddes,Danny (9-4) T-3:03
 A-9770 HR LSU - Jake Fraley (4),
 Greg Deichmann (8)



J.C. Holt was the 2003 NCAA Regional Most Outstanding Player.

June 5, 2016 at Baton Rouge, La.

Rice 000 011 000 - 2 6 0 (36-23)
 LSU 400 000 00X - 4 6 0 (44-18)
 WP-Alex Lange (8-3) Save-Hunter Newman(7) LP-Jon Duplantier (7-7) T-3:03 A-10282
 HR RICE - Grayson Lewis (4) HR LSU - Greg Deichmann (9)
 56 minute rain delay in the top of the 6th inning

June 6, 2016 at Baton Rouge, La.

LSU 000 130 020 - 6 15 0 (44-19)
 Rice 030 130 30X - 10 13 0 (38-23)
 WP-Glenn Otto (10-2) LP-Riley Smith (2-1) T-3:46 A-10261
 HR LSU - Jake Fraley (5), Kramer Robertson (2)
 HR RICE - Tristan Gray (5)

June 7, 2016 at Baton Rouge, La.

LSU 000 000 320 - 5 6 1 (45-19)
 Rice 110 000 000 - 2 4 2 (38-24)
 WP-Jared Poche' (9-4) Save-Hunter Newman(8) LP-Willy Amador (2-2) T-2:34 A-9854
 HR LSU - Greg Deichmann (10),
 Michael Papierski (3)

2015 College World Series

June 14, 2015 at Omaha, Neb.

TCU 000 240 400 - 10 9 0 (50-13)
 LSU 000 100 020 - 3 8 4 (53-11)
 WP-Morrison, Preston (12-3) LP-Jared Poche' (9-2) T-3:16
 A-24506
 HR LSU - Jared Foster (10)

June 16, 2015 at Omaha, Neb.

LSU 004 000 100 - 5 13 0 (54-11)
 CS Fullerton 300 000 000 - 3 6 0 (39-25)
 WP-Alex Lange (12-0) LP-Seabold, Connor (5-4) T-3:06
 A-18751

June 18, 2015 at Omaha, Neb.

LSU 102 000 001 - 4 7 0 (54-12)
 TCU 030 030 20X - 8 10 0 (51-14)
 WP-Teakell, Trey (3-1) LP-Austin Bain (2-3) T-3:22 A-26803

2015 NCAA Super Regional

June 6, 2015 at Baton Rouge, La.

UL-Lafayette 000 001 011 - 3 10 2 (42-22)
 LSU 102 000 001 - 4 5 0 (52-10)
 WP-Parker Bugg (1-2) LP-Bacon,Will (6-3) T-2:38 A-11779
 HR UL - Conrad,Brenn (1)
 HR LSU - Jake Fraley (2), Chris Sciambra (3)

June 7, 2015 at Baton Rouge, La.

LSU 000 000 141 - 6 7 2 (53-10)
 UL-Lafayette 000 000 012 - 3 7 1 (42-23)
 WP-Jared Poche' (9-1) LP-Leger, Gunner (6-5) T-2:59
 A-11795 HR LSU - Kade Scivicque (6)

2015 NCAA Regional

May 29, 2015 at Baton Rouge, La.

Lehigh 000 200 100 - 3 5 1 (25-30)
 LSU 000 213 22X - 10 13 1 (49-10)
 WP-Hunter Newman (3-0) LP-Boswick, Kevin (3-4) T-2:51
 A-10945 (2 hour 17 minute rain delay in the middle of the 1st inning)

May 30, 2015 at Baton Rouge, La.

LSU 000 000 101 - 2 10 0 (50-10)
 UNC Wilmington..... 000 000 000 - 0 6 3 (40-17)
 WP-Alex Lange (11-0) LP-Phillips, Evan (2-2) T-2:53 A-11251

June 1, 2015 at Baton Rouge, La.

UNC Wilmington..... 000 000 000 - 0 6 2 (41-18)
 LSU 020 000 00X - 2 8 1 (51-10)
 WP-Jared Poche' (8-1) Save-Parker Bugg(3) LP-Crump, Justin (1-2) T-2:35 A-11301

2014 NCAA Regional

May 30, 2014 at Baton Rouge, La.

Southeastern La..... 100 012 000 - 4 8 4 (37-24)
 LSU 011 000 24X - 8 14 0 (45-14-1)
 WP-Nate Fury (3-1) LP-Hills, Dylan (6-4)
 T-2:40 A-11382
 HR SLU - Godbold, Andrew (9), Roberson, Sam (4);
 HR LSU - Sean McMullen (7)
 Actual Attendance: 9,328

May 31, 2014 at Baton Rouge, La.

LSU 012 000 200 - 5 12 0 (46-14-1)
 Houston..... 010 000 000 - 1 5 0 (45-16)
 WP-Aaron Nola (11-1) LP-LEMOINE, Jake (6-7) T-2:56
 A-11702
 Actual Attendance: 10,436
 5th largest actual attendance in Alex Box history

June 1, 2014 at Baton Rouge, La.

Houston..... 000 000 040 01 - 5 9 0 (47-16)
 LSU 010 000 300 00 - 4 10 1 (46-15-1)
 WP-WELLBROCK, Chase (5-0) LP-Joe Broussard (3-2)
 T-3:25 A-11459
 HR LSU - Kade Scivicque (7), Tyler Moore (6)
 Actual Attendance: 9,482

June 2, 2014 at Baton Rouge, La.

LSU 200 000 000 - 2 8 1 (46-16-1)
 Houston..... 207 000 03X - 12 12 0 (48-16)
 WP-ROBINSON, Jared (5-1) LP-Parker Bugg (2-2) T-3:37
 A-11339Actual Attendance: 9,032

2013 College World Series

June 16, 2013 at Omaha, Neb.

UCLA..... 000 001 010 - 2 5 1 (45-17)
 LSU 000 100 000 - 1 5 2 (57-10)
 WP-Plutko, Adam (9-3) Save-Berg, David(22)
 LP-Aaron Nola (12-1) T-3:10 A-26344
 HR LSU - Mason Katz (16)

June 18, 2013 at Omaha, Neb.

N. Carolina..... 201 000 100 - 4 11 0 (58-11)
 LSU 000 010 100 - 2 10 0 (57-11)
 WP-Trent Thornton (12-1) Save-Chris McCue(2)
 LP-Cody Glenn (7-3) T-3:01 A-21380
 HR NC - Brian Holberton (12)
 LSU eliminated.

2013 NCAA Super Regional

June 7, 2013 at Baton Rouge, La.

Oklahoma..... 000 000 000 - 0 2 0 (43-20)
 LSU 000 000 02X - 2 6 0 (56-9)
 WP-Aaron Nola (12-0) LP-Gray, J. (10-3) T-2:18 A-12007
 Actual Attendance: 11,095

June 8, 2013 at Baton Rouge, La.

LSU 011 101 016 - 11 16 1 (57-9)

Oklahoma.....100 000 000 - 1 5 4 (43-21)
 WP-Will LaMarche (3-0) LP-Overton, D. (9-3)
 T-3:33 A-12153
 HR LSU - JaCoby Jones (6)
 Actual Attendance: 11,401
 Actual Attendance - Alex Box Stadium record.
 52 minute weather delay starting at 7:31 pm in the top of the 5th inning.

2013 NCAA Regional

May 31, 2013 at Baton Rouge, La.

Jackson St200 000 032 - 7 12 4 (34-21)
 LSU202 402 01X - 11 11 0 (53-9)
 WP-Kurt McCune (4-1) LP-JUDAY, A. (7-5) T-3:20 A-11577
 HR JSUBASE - HAMPTON, Fred (1)
 HR LSU - Mason Katz (15), Jared Foster (2)
 25 minute rain delay starting at 2:16 pm in the top of the 1st inning
 Actual Attendance: 9,316

June 1, 2013 at Baton Rouge, La.

LSU121 000 040 - 8 11 5 (54-9)
 Sam Houston500 000 000 - 5 7 3 (38-21)
 WP-Aaron Nola (11-0) Save-Chris Cotton(16)
 LP-Scott, Alan (2-1) T-3:44 A-12085
 Actual Attendance: 10,752

June 2, 2013 at Baton Rouge, La.

LSU000 013 010 - 5 10 1 (55-9)
 UL-Lafayette.....000 001 000 - 1 3 1 (43-20)
 WP-Brent Bonvillian (3-0) LP-Boutte, C. (8-4)
 T-2:57 A-11838
 HR LSU - Alex Bregman (6)
 Actual Attendance: 10,191

2012 NCAA Super Regional

June 8, 2012 at Baton Rouge, La.

Stony Brook020 000 000 110 - 4 14 3 (50-13)
 LSU000 000 101 111 - 5 9 1 (47-16)
 WP-Kevin Gausman (12-1) LP-Vanderka, Frankie (2-3) T-4:11
 A-11207
 HR SBU - Goldstein, Steven (4), Intagliata, Sal (2)
 HR LSU - JaCoby Jones (4), Mason Katz (12), Tyler Moore (4)
 Actual Attendance: 9,222
 Rain delay began at 3:08 pm
 Game resumed at 10:06 am on Saturday June 9.

June 9, 2012 at Baton Rouge, La.

LSU000 001 000 - 1 3 0 (47-17)
 Stony Brook.....002 010 00X - 3 6 2 (51-13)
 WP-Johnson, Tyler (12-1) LP-Kevin Gausman (12-2)
 T-2:26 A-11468
 HR SBU - Courtney, Kevin (4)
 Actual Attendance: 9,446

June 10, 2012 at Baton Rouge, La.

Stony Brook.....103 200 010 - 7 15 1 (52-13)
 LSU100 000 100 - 2 3 2 (47-18)
 WP-Vanderka, Frankie (3-3) LP-Ryan Eades (5-3)
 T-3:08 A-11976
 HR LSU - Mason Katz (13)
 Actual Attendance: 10,620

2012 NCAA Regional

June 1, 2012 at Baton Rouge, La.

UL-Monroe.....001 000 000 - 1 4 2 (31-29)
 LSU001 000 30X - 4 6 0 (44-16)
 WP-Aaron Nola (7-4) Save-Chris Cotton(1) LP-Zeigler, Randy (5-7) T-2:23 A-10989
 Actual Attendance: 9,902

June 2, 2012 at Baton Rouge, La.

Oregon State.....001 000 000 - 1 7 2 (39-19)
 LSU022 001 02X - 7 8 0 (45-16)
 WP-Kevin Gausman (11-1) LP-Child, Dan (6-4)
 T-3:16 A-11535
 Actual Attendance: 10,367



Brad Cresce delivered the game-winning hit in the 2000 CWS title contest versus Stanford.

Paid attendance is an LSU postseason record. Actual attendance is the largest in Alex Box Stadium history.

June 3, 2012 at Baton Rouge, La.

LSU300 000 101 1 - 6 7 1 (46-16)
 Oregon State.....110 102 000 0 - 5 10 4 (40-20)
 WP-Chris Cotton (7-0) Save-Nick Goody(11) LP-Davis, Dylan (1-1) T-3:38 A-11036
 HR LSU - Raph Rhymes (4)
 Actual Attendance: 8,978

2010 NCAA Regional

June 4, 2010 at Los Angeles, Calif.

UC Irvine020 010 222 01 - 10 18 1 (37-20)
 LSU002 140 101 02 - 11 17 1 (41-20)
 WP-Ben Alsup (5-0) LP-Pettis, Eric (9-4)
 T-4:02 A-1414
 HR UCI - Larson, Francis 2 (7), Fisher, Ryan (4) HR LSU - Micah Gibbs (10), Alex Edward (2)

June 5, 2010 at Los Angeles, Calif.

UCLA.....011 101 101 - 6 11 2 (45-13)
 LSU000 000 003 - 3 7 0 (41-21)
 WP-Bauer, Trevor (10-3) LP-Anthony Ranaudo (5-3)
 T-3:19 A-2613
 HR UCLA - Espy, Dean (8), Regis, Cody (5), Gelalich, Jeff (1)

June 6, 2010 at Los Angeles, Calif.

LSU000 001 200 - 3 10 0 (41-22)
 UC Irvine010 201 00X - 4 7 0 (39-20)
 WP-Brock, Evan (6-4) Save-Hoover, Nick(1) LP-Ben Alsup (5-1) T-3:00 A-1015
 HR LSU - Blake Dean (12)
 HR UCI - Hillman, Drew (3)

2009 College World Series

June 13, 2009 at Omaha, Neb.

Virginia001 120 100 - 5 14 1 (48-14-1)
 LSU102 030 03X - 9 14 0 (52-16)
 WP-Austin Ross (6-7) LP-Matt Packer (3-5)
 T-3:40 A-24904
 HR VA - Steven Proscia (10), Franco Valdes (6)
 HR LSU - Ryan Schimpf (20), Sean Ochinko (8)

June 15, 2009 at Omaha, Neb.

LSU310 005 000 - 9 13 0 (53-16)
 Arkansas100 000 000 - 1 9 2 (40-23)
 WP-Louis Coleman (14-2) LP-Brett Eibner (5-5)
 T-3:24 A-23417
 HR LSU - Blake Dean (16), Mikie Mahtook (7), Austin Nola (3)

June 19, 2009 at Omaha, Neb.

LSU103 011 503 - 14 16 0 (54-16)
 Arkansas000 000 203 - 5 9 2 (41-24)
 WP-Anthony Ranaudo (11-3) LP-Stephen Richards (6-2)
 T-3:14 A-19734
 HR LSU - Ryan Schimpf (21), Blake Dean (17), Jared Mitchell (10), Tyler Hanover (5)



LSU is one of only three schools to win six CWS titles.

HR AR - Chase Leavitt (2), Brett Eibner (12)
 Start of game delayed 2 hours and 30 minutes due to rain

June 22, 2009 at Omaha, Neb.

LSU100 002 102 01 - 7 11 0 (55-16)
 Texas000 302 100 00 - 6 9 1 (49-15-1)
 WP-Matty Ott (4-2) LP-Workman, B. (3-4)
 T-4:09 A-23019
 HR LSU - DJ LeMahieu (5), Ryan Schimpf (22)
 HR TX - Tucker, T. (3), Moldenhauer 2 (3), Keyes, K. (8), Rowe, C. (8)

June 23, 2009 at Omaha, Neb.

Texas113 000 000 - 5 12 3 (50-15-1)
 LSU010 000 000 - 1 5 2 (55-17)
 WP-Jungmann, T. (11-3) LP-Austin Ross (6-8)
 T-3:10 A-21871
 HR TX - Moldenhauer (4), Clark, P. (3)

June 24, 2009 at Omaha, Neb.

LSU310 005 011 - 11 12 0 (56-17)
 Texas002 020 000 - 4 9 1 (50-16-1)
 WP-Anthony Ranaudo (12-3) LP-Workman, B. (3-5)
 T-3:42 A-19986
 HR LSU - Sean Ochinko (9), Jared Mitchell (11)
 HR TX - Keyes, K. (9)

2009 NCAA Super Regional

June 5, 2009 at Baton Rouge, La.

Rice020 110 023 - 9 9 2 (43-17)
 LSU000 162 03X - 12 12 4 (50-16)
 WP-Anthony Ranaudo (10-3) LP-Taylor Wall (7-6)
 T-3:27 A-9923
 HR RICE - Brock Holt (11), Anthony Rendon (20), Steven Sultzbaugh (8)
 HR LSU - Ryan Schimpf (19)
 Actual attendance: 9,375

June 6, 2009 at Baton Rouge, La.

LSU100 121 000 - 5 10 1 (51-16)
 Rice001 101 000 - 3 9 0 (43-18)
 WP-Louis Coleman (13-2) Save-Matty Ott(16) LP-Ryan Berry (7-2) T-3:00 A-10279
 HR LSU - Derek Helenihi (4)
 HR RICE - Brock Holt (12), Diego Seastrunk (7)
 Actual Attendance: 9,651

2009 NCAA Regional

May 29, 2009 at Baton Rouge, La.

Southern200 000 000 - 2 7 4 (30-16)
 LSU000 001 72X - 10 14 1 (47-16)
 WP-Paul Bertuccini (2-0) LP-Chase Richard (6-4) T-2:42
 A-9874 HR SU - Victor Franklin (11)
 Actual attendance: 8,641

May 30, 2009 at Baton Rouge, La.

LSU010 100 000 1 - 3 9 1 (48-16)
 Baylor000 001 010 0 - 2 3 1 (30-25)

NCAA Tournament Results

WP-Anthony Ranaudo (9-3) Save-Matty Ott(15) LP-Volz,
Kendal (3-7) T-3:17 A-9936
HR LSU - Jared Mitchell (9)
HR BU - Glime, Gregg (3)
Actual Attendance: 9,149

May 31, 2009 at Baton Rouge, La.

LSU043 002 010 - 10 17 1 (49-16)
Minnesota000 000 102 - 3 7 1 (40-19)
WP-Louis Coleman (12-2) LP-Allen Bechstein (0-1)
T-2:44 A-9759
HR LSU - Ryan Schimpf (18), Blake Dean (15)
HR MINN - Kyle Knudson (4), Nick O'Shea (11)
Actual attendance: 8,820
Minnesota pitcher Tyler Oakes ejected in the bottom of the
6th. Minnesota pitching coach Todd Oakes ejected in the top
of the 8th.

2008 College World Series

June 15, 2008 at Omaha, Neb.

LSU110 000 020 - 4 8 1 (48-18-1)
North Carolina..... 302 110 10X - 8 17 0 (52-12)
WP-Alex White (11-3) Save-Rob Wooten(5) LP-Ryan
Verdugo (9-4) T-2:59 A-22239
HR LSU - Michael Hollander (6), Matt Clark (27)

June 17, 2008 at Omaha, Neb.

Rice020 011 100 - 5 10 3 (47-15)
LSU000 000 114 - 6 11 0 (49-18-1)
WP-Louis Coleman (8-0) LP-Cole St.Clair (10-3)
T-3:02 A-19103
HR RICE - Aaron Luna (10)

June 19, 2008 at Omaha, Neb.

North Carolina..... 200 010 004 - 7 9 2 (53-13)
LSU010 002 000 - 3 4 0 (49-19-1)
WP-Alex White (12-3) LP-Louis Coleman (8-1)
T-3:15 A-30422
HR NC - Tim Federowicz (5)
HR LSU - Matt Clark (28)

2008 NCAA Super Regional

June 7, 2008 at Baton Rouge, La.

UC Irvine200 013 230 - 11 13 2 (42-16)
LSU010 001 030 - 5 9 1 (46-17-1)
WP-Gorgen, Scott (12-3) LP-Ryan Verdugo (9-3)
T-3:23 A-8023
HR UCI - Bardeen, Brock (5), Madigan, Sean (2)
HR LSU - DJ LeMahieu (6)
Actual attendance: 7,460

June 8, 2008 at Baton Rouge, La.

LSU010 100 025 - 9 14 0 (47-17-1)
UC Irvine001 600 000 - 7 11 0 (42-17)
WP-Louis Coleman (7-0) LP-Pettis, Eric (4-3)
T-3:11 A-8029
HR LSU - Jared Mitchell (6)
HR UCI - Bardeen, Brock (6)
Actual attendance: 6,971

June 9, 2008 at Baton Rouge, La.

UC Irvine001 010 230 - 7 13 2 (42-18)
LSU612 070 32X - 21 24 1 (48-17-1)
WP-Jordan Brown (5-0) LP-Stowell, Bryce (8-3)
T-3:54 A-8348
HR UCI - Deragisch, Eric (1), Bell, Dillon (5)
HR LSU - Blake Dean (20), Micah Gibbs (2), Matt Clark (26),
Buzzy Haydel (1), Johnny Dishon (2), Ryan Schimpf 2 (12)
Actual attendance: 8,173
Largest actual attendance in Alex Box history.

2008 NCAA Regional

May 30, 2008 at Baton Rouge, La.

Texas Southern 000 001 000 - 18 3 (16-33)
LSU400 214 10X - 12 13 1 (44-16-1)
WP-Jordan Brown (4-0) Save-Austin Ross(3)
LP-MORENO,Ehern (2-5)
T-2:59 A-7671



LSU defeated Alabama, 13-6, to win the 1997 NCAA title.

HR TSU - RHONE,Earnest (9)
HR LSU - Blake Dean 2 (18), Matt Clark (23)
Actual attendance: 6,536

May 31, 2008 at Baton Rouge, La.

LSU001 412 041 - 13 12 0 (45-16-1)
Southern Miss..... 000 130 000 - 4 8 4 (41-21)
WP-Ryan Verdugo (9-2) LP-Todd McInnis (6-3) T-3:10
A-8012
HR LSU - Michael Hollander (5), Blake Dean (19), Sean Ochinko
(4), Matt Clark 2 (25)
Actual attendance: 7,498

June 1, 2008 at Baton Rouge, La.

Southern Miss..... 000 110 101 - 4 11 0 (42-22)
LSU120 006 20X - 11 9 1 (46-16-1)
WP-Paul Bertuccini (2-0) Save-Jared Bradford(5) LP-Brian
Leach (2-4)
T-3:09 A-7870
HR LSU - Leon Landry (5)
Actual attendance: 7,161

2005 NCAA Regional

June 3, 2005 at Baton Rouge, La.

Marist400 100 000 - 5 11 3 (33-20)
LSU201 002 63X - 14 19 2 (39-20)
WP-Determann (5-0) LP-Chambers (3-6)
T-3:00 A-6861
HR LSU - Mayer (4), Stavinoha (18), Stewart (3), Liuzza (3)
Actual attendance: 4,990

June 4, 2005 at Baton Rouge, La.

LSU000 100 060 - 7 12 3 (39-21)
RICE030 200 40X - 9 9 1 (43-17)
WP-Savery (8-4) LP-Smith, G. (10-3)
T-3:07 A-7645
HR LSU - Patterson (20), Gill (7)
Actual attendance: 6,631

June 6, 2005 at Baton Rouge, La.

Northwestern La 010 002 100 - 4 11 6 (41-20)
LSU010 106 40X - 12 12 1 (40-21)
WP-Mestepey (7-8) Save-Ramirez(1)
LP-Johnston, S (2-2)
T-3:08 A-6742
HR NWLA - DeRosa, Case (2)
Game delayed 1:04 in top of fourth due to rain.
Game suspended until Monday (June 6) in bottom of seventh.
Actual attendance: 3,614.

June 6, 2005 at Baton Rouge, La.

Rice020 001 101 - 5 13 0 (44-17)
LSU004 000 000 - 4 9 0 (40-22)
WP-Pendleton (5-3) LP-Dirks (10-4)
T-3:15 A-6891
HR RICE - Dodson (2), Reagan (1)
Actual attendance: 3,765
Rice advances to the NCAA Super Regional.

2004 College World Series

June 19, 2004 at Omaha, Neb.

LSU320 000 000 - 5 7 0 (46-18)
Miami.....320 013 00X - 9 12 2 (50-11)
WP-CARRILLO (12-0) LP-Determann (6-5)
T-2:43 A-26530
HR MIA - RICKS (11), BRAUN (10)

June 21, 2004 at Omaha, Neb.

South Carolina 100 006 062 - 15 19 1 (51-16)
LSU001 200 010 - 4 16 4 (46-19)
WP-Rawl (13-4) LP-Mestepey (7-4)
T-3:15 A-24857

2004 NCAA Super Regional

June 12, 2004 at Baton Rouge, La.

Texas A&M..... 500 002 100 - 8 11 1 (42-21)
LSU130 203 02X - 11 17 2 (45-17)
WP-Determann (6-4) Save-Faircloth(4) LP-Ray (2-2) T-3:39
A-7728
HR TXAM - Pennington (5)
HR LSU - Holt (6), Patterson (14)

June 13, 2004 at Baton Rouge, La.

LSU000 000 004 - 4 5 2 (46-17)
Texas A&M..... 000 000 000 - 05 1 (42-22)
WP-Mestepey (7-3) LP-Jackson, Z (10-7)
T-2:36 A-7717
HR LSU - Harris, W. (7)
LSU advances to College World Series.

2004 NCAA Regional

June 4, 2004 at Baton Rouge, La.

Army000 000 000 - 0 7 2 (37-14)
LSU000 300 42X - 9 15 0 (42-17)
WP-Meier (6-2) LP-Hill, N (10-3) T-2:51 A-7601

June 5, 2004 at Baton Rouge, La.

Southern Miss..... 001 010 000 - 2 8 0 (45-18)
LSU000 100 41X - 6 8 1 (43-17)
WP-Bumstead (10-3) LP-DeWitt (10-3)
T-2:12 A-7638
HR SMS - Maddox (15)

HR LSU - Zeringue (12)
Lightning delay for 15 minutes with 1 out in bottom of second
June 6, 2004 at Baton Rouge, La.
LSU 102 320 003 - 11 14 0 (44-17)
Coll. of Charleston .. 001 010 100 - 3 13 1 (47-16)
WP-Mestepey (6-3) LP-Soale (2-1)
T-2:47 A-7658
HR LSU - Gill (5), Naccarata (5)
LSU advances to the NCAA Super Regional.

2003 College World Series

June 13, 2003 at Omaha, Neb.
Cal St. Fullerton..... 004 301 000 - 8 9 3 (49-14)
LSU 010 000 100 - 2 5 1 (45-21-1)
WP-Windsor (11-2) LP-Bumstead (11-4)
T-2:56 A-23135
HR CSF - Costa (5)
HR LSU - Patterson (16)

June 15, 2003 at Omaha, Neb.

LSU 032 410 000 - 10 12 1 (45-22-1)
South Carolina 610 000 13X - 11 12 1 (45-21)
WP-Campbell, Ma (6-4) LP-Sadler (1-2)
T-3:00 A-24191
HR LSU - Harris, C. (16), Stewart (7)
HR SC - Harris (4), Melillo (12)

2003 NCAA Super Regional

June 6, 2003 at Baton Rouge, La.
Baylor 000 001 030 - 4 10 2 (45-21)
LSU 000 001 000 - 1 7 0 (43-20-1)
WP-White (9-4) Save-LaMotta(3) LP-Bumstead (11-3)
T-2:51 A-7669

June 7, 2003 at Baton Rouge, La.

LSU 310 000 020 - 6 9 1 (44-20-1)
Baylor 011 100 200 - 5 10 2 (45-22)
WP-Determann (7-0) LP-LaMotta (7-3)
T-3:02 A-7655
HR LSU - Hill (9), Harris, C. (14), Naccarata (6)

June 8, 2003 at Baton Rouge, La.

LSU 040 10(11) 103 - 20 19 0 (45-20-1)
Baylor 300 000 011 - 5 12 1 (45-23)
WP-Meier (8-3) LP-McCormick (6-3)
T-3:20 A-7739
HR LSU - Harris, C. (15), Patterson (15), Zeringue (13)
HR BU - Durbin (18), Saccomanno (9)

2003 NCAA Regional

May 30, 2003 at Baton Rouge, La.
Northeastern 000 100 304 - 8 13 1 (27-23)
LSU 100 405 01X - 11 15 0 (41-19-1)
WP-Tompkins (3-5) LP-Hedrick (7-2) T-3:02 A-7591
HR NE - Emanuele (4)
HR LSU - Holt 2 (5), Harris, C. (12)

May 31, 2003 at Baton Rouge, La.

LSU 021 000 505 - 13 18 1 (42-19-1)
Tulane 011 000 201 - 5 11 2 (44-18)
WP-Bumstead (11-2) LP-Crowel (8-1)
T-2:59 A-7642
HR LSU - Harris, C. (13), Gill (5), Naccarata (5)
HR TU - Kaplan (11), Swackhamer (10), Southard (4)

June 1, 2003 at Baton Rouge, La.

UNC Wilmington.. 014 020 000 10 - 8 8 4 (40-23)
LSU 200 311 000 11 - 9 15 1 (43-19-1)
WP-Determann (6-0) LP-Hill (7-2) T-3:31 A-7567
HR NCW - Wright 2 (11), Sutton (12), Simmerman (9)
HR LSU - Patterson (14), Zeringue (12)

2002 NCAA Super Regional

June 7, 2002 at Houston, Texas
LSU 000 000 000 - 0 3 2 (44-21)
Rice 006 000 00X - 6 9 0 (51-12)
WP-Herce (13-2) LP-Mestepey (11-5)

T-2:02 A-4615
Game delayed at 7:38, restarted at 7:57 after rain delay.
June 8, 2002 at Houston, Texas
Rice 002 000 010 - 3 11 1 (52-12)
LSU 000 000 000 - 0 5 0 (44-22)
WP-Crowder (10-2) LP-Wilson (10-5)
T-2:24 A-4615
HR RICE - Arnold (8)

2002 NCAA Regional

May 31, 2002 at Baton Rouge, La.
Southern 000 022 000 - 4 13 1 (45-9)
LSU 111 000 101 - 5 15 0 (41-19)
WP-Tompkins (6-1) LP-Day (0-1)
T-2:53 A-7407
HR LSU - Pontiff (6), Heath (8)

June 1, 2002 at Baton Rouge, La.

UL-Lafayette 000 101 111 - 5 9 0 (39-21)
LSU 000 000 000 - 0 7 2 (41-20)
WP-Gros (11-4) LP-Mestepey (11-4)
T-2:18 A-7503
HR ULL - Bourque (5), Sneed (9)

June 1, 2002 at Baton Rouge, La.

LSU 011 200 000 - 4 11 1 (42-20)
Tulane 010 010 000 - 2 7 0 (36-27)
WP-Pettit (9-7) LP-Kline (4-5)
T-2:31 A-7248
HR LSU - Hill, A. (8), Raymer (4)
HR TU - Manzella (3)

June 2, 2002 at Baton Rouge, La.

LSU 300 011 205 - 12 13 0 (43-20)
UL-Lafayette 001 000 001 - 2 9 0 (39-22)
WP-Tompkins (7-1) LP-Coles (5-2)
T-3:08 A-7500
HR LSU - Hill, A. (8), Barker (8), Heath (9), Welch (1)
HR ULL - Carboni (3)
Bair and UL-Lafayette coach Tony Robichaux ejected in ninth when Bair threw at Heath ... Hill ejected in ninth for flinging bat into UL-Lafayette dugout.

June 2, 2002 at Baton Rouge, La.

UL-Lafayette 000 101 000 - 2 8 2 (39-23)
LSU 100 412 22X - 12 17 1 (44-20)
WP-Wilson (10-4) LP-Ardoin (2-3)
T-2:43 A-7578
HR LSU - Heath (10)

2001 NCAA Super Regional

June 1, 2001 at Metairie, La.
LSU 200 000 100 000 1 - 4 13 1 (44-20-1)
Tulane 000 003 000 000 0 - 3 14 1 (53-11)
WP-Wilson (3-2) LP-Melius (10-2)
T-4:30 A-11719
HR LSU - Fontenot (14)

June 2, 2001 at Metairie, La.

Tulane 400 002 102 - 9 14 1 (54-11)
LSU 000 000 400 - 4 8 2 (44-21-1)
WP-Bourgeois (3-1) Save-Charron(2)
LP-Scobie (4-3) T-3:28 A-11679
HR TU - Kaplan (5), Cannizaro (3)
HR LSU - Raymer (4)

June 3, 2001 at Metairie, La.

LSU 000 010 000 - 1 7 1 (44-22-1)
Tulane 100 600 00X - 7 12 0 (55-11)
WP-Richardson (7-2) LP-Nugent (7-3)
T-3:07 A-11870

2001 NCAA Regional

May 25, 2001 at Baton Rouge, La.
Minnesota 004 022 001 - 9 18 4 (39-20)
LSU 141 010 30X - 10 11 2 (41-19-1)
WP-Guidry (1-3) Save-Wilson(2) LP-Moen (2-1)
T-3:34 A-7606



LSU has won 22 regionals and eight super regionals in Alex Box Stadium.

HR

MN - Welch (6)
HR LSU - Zinsman (13)

May 26, 2001 at Baton Rouge, La.

Va. Commonwealth. 000 050 310 - 9 11 2 (39-18)
LSU 253 001 02X - 13 12 4 (42-19-1)
WP-Corcoran (8-4) LP-Marshall, S. (9-4)
T-3:48 A-7613
HR LSU - Fontenot (13), Moore (7)

May 27, 2001 at Baton Rouge, La.

LSU 100 402 000 - 7 9 0 (42-20-1)
Va. Commonwealth ... 205 001 02X - 10 13 1 (41-18)
WP-Martin (7-2) Save-Baumann(5) LP-Scobie (4-2) T-3:07 A-7819
HR LSU - Zinsman (14), Wright (5)
HR VC - Arteaga 2 (9), Lopaze (3), Gillespie (2), Jones (1)

May 27, 2001 at Baton Rouge, La.

LSU 040 600 013 - 14 14 2 (43-20-1)
Va. Commonwealth ... 001 300 401 - 9 10 4 (41-19)
WP-Mestepey (11-3) Save-Wilson(3)
LP-Lopaze (0-1)
T-3:25 A-7566
HR LSU - Linden 2 (20), Zinsman 2 (16)
HR VC - Gillespie (3)

2000 College World Series

June 10, 2000 at Omaha, Neb.
Texas 010 011 020 - 5 9 1 (46-20)
LSU 410 016 10X - 13 14 1 (49-17)
WP-Tallet (15-3) LP-Hale (12-6)
T-3:03 A-23975
HR TX - Anderson
HR LSU - Fontenot, Barbier 2

June 12, 2000 at Omaha, Neb.

LSU 000 003 250 - 10 9 0 (50-17)
Southern Cal 000 210 100 - 4 7 4 (44-19)
WP-Hodges (4-2) LP-Prior (10-7)
T-3:09 A-16000
HR LSU - Hawpe 2
HR USC - Craig, Concepcion

June 15, 2000 at Omaha, Neb.

Florida State 000 001 020 - 3 9 0 (53-19)
LSU 100 110 03X - 6 9 1 (51-17)



LSU's regional championships are celebrated with a victory lap around Alex Box Stadium.

WP-Guidry (1-2) Save-Hodges(2)
LP-Varnes (11-4)
T-3:09 A-19209
HR LSU - Hawpe, Wright

June 17, 2000 at Omaha, Neb.

Stanford.....000 401 000 - 5 13 0 (51-15)
LSU020 000 031 - 6 8 0 (52-17)
WP-Hodges (5-2) LP-Wayne (15-4)
T-3:42 A-24282
HR STAN - Thompson (12)
HR LSU - Barbier (9), Witten (7)

2000 NCAA Super Regional

June 2, 2000 at Baton Rouge, La.

UCLA.....000 000 200 - 2 2 2 (38-25)
LSU102 030 20X - 8 6 0 (47-17)
WP-Tallet (14-3) LP-Henkel (6-4)
T-3:14 A-7624
HR UCLA - Johnson (23)
HR LSU - Cresse (30)
Actual crowd of 7,467 sets Alex Box Stadium record

June 3, 2000 at Baton Rouge, La.

LSU202 601 012 - 14 15 1 (48-17)
UCLA.....000 500 210 - 8 10 4 (38-26)
WP-Brian (6-2) Save-Guidry(7) LP-Karp (10-2) T-4:00
A-7667
HR UCLA - Utley (22), Shelley (7)

2000 NCAA Regional

May 26, 2000 at Baton Rouge, La.

Jackson State 000 100 000 - 1 8 4 (26-29)
LSU224 431 12X - 19 21 0 (44-17)
WP-Saxon (5-0) LP-Lane (2-6)
T-2:56 A-7230
HR JS - Nelson (13)
HR LSU - Cresse (26), Fontenot (16), Pontiff 2 (7), Witten (6)
Fontenot sets LSU freshman record for home runs, formerly held by Barbier.

May 27, 2000 at Baton Rouge, La.

LSU20(14) 410 000 - 21 19 1 (45-17)
UL-Monroe..... 000 000 000 - 0 7 0 (40-21)
WP-Tallet (13-3) Save-Brian(2) LP-Wombacher (7-4) T-2:56
A-7461
HR LSU - Cresse 3 (29)

May 28, 2000 at Baton Rouge, La.

LSU 000 003 101 - 5 9 1 (46-17)
UL-Monroe..... 000 003 000 - 3 9 0 (41-22)
WP-Youman (3-0) Save-Guidry(6)
LP-Durham (7-3)
T-2:44 A-7391
HR LSU - Hawpe 2 (9)
LSU outscores opponents 45-4 in regional play.

1999 NCAA Super Regional

June 4, 1999 at Tuscaloosa, Ala.

LSU014 010 000 - 6 7 3 (41-23-1)
Alabama.....730 000 30X - 13 17 1 (50-14)
WP-Torres (10-2) LP-Bowe (9-4)
T-3:04 A-4107
HR LS - Leamont (18), Hawpe (12)
HR UA - Smallwood (6), Brown (14), Gullledge (11)

June 5, 1999 at Tuscaloosa, Ala.

Alabama.....121 200 214 - 13 21 1 (51-14)
LSU000 001 022 - 5 11 1 (41-24-1)
WP-Smith (3-2) LP-Ainsworth (13-6)
T-3:17 A-4107
HR UA - Boyd (7), Phillips (22)
HR LSU - Cresse (10)

1999 NCAA Regional

May 28, 1999 at Baton Rouge, La.

NE Louisiana 210 000 001 - 4 4 2 (36-21)
LSU003 015 20X - 11 12 1 (38-21-1)
WP-Ainsworth (12-5) LP-Sheets (14-1)
T-2:59 A-7513
HR NLU - Shelley (12)
HR LSU - Barbier (13), McClure (16), Witten (7)

May 29, 1999 at Baton Rouge, La.

LSU301 031 002 - 10 11 1 (38-22-1)
E. Carolina010 332 002 - 11 15 2 (46-14)
WP-Fulcher (4-1) LP-Gomez (4-3)
T-2:53 A-7468
HR LSU - Leamont (15), Hawpe (10)
HR EC - Delfino (12), Williamson (15)

May 29, 1999 at Baton Rouge, La.

LSU000 202 200 - 6 7 1 (39-22-1)
Southern011 100 000 - 3 4 4 (29-16)
WP-Saxon (2-0) LP-Ashford (5-5)
T-2:16 A-6941
HR LSU - Leamont (16), Hawpe (11)
HR SU - Blackburn (9), Primus (10)

May 30, 1999 at Baton Rouge, La.

E. Carolina215 101 000 - 10 18 0 (46-15)
LSU020 205 03X - 12 13 1 (40-22-1)
WP-Grace (5-2) LP-Fulcher (4-2)
T-3:04 A-7132
HR EC - Molinari (4)
HR LSU - McClure (17), Leamont (17), Witten (8)

May 31, 1999 at Baton Rouge, La.

E. Carolina000 000 000 - 0 5 0 (46-16)
LSU230 110 02X - 9 7 0 (41-22-1)
WP-Ainsworth (13-5) LP-Mandryk (2-1)
T-2:44 A-7462
HR LSU - McClure (18)

1998 College World Series

May 30, 1998 at Omaha, Neb.

LSU000 113 520 - 12 14 2 (47-17)
Southern Cal102 205 000 - 10 12 2 (44-17)

WP-Thompson (12-4) LP-Lane (8-2)
T-3:30 A-19470
HR LSU - Higgins (14), McClure (27), Furniss (28), Cresse 2 (28), Earnhart (11), Davis (9), Harris (8)
HR USC - Gorr (14), Freitas (14)
LSU sets a school and CWS record for home runs in a game with eight ...LSU also ties a CWS single-game record with 39 total bases.

June 1, 1998 at Omaha, Neb.

Miss. State.....002 031 101 - 8 14 0 (42-22)
LSU040 220 02X - 10 11 1 (48-17)
WP-Keisler (9-5) Save-Thompson(1)
LP-Jackson (10-3) T-3:05 A-20738
HR MSU - Lee (19)
HR LSU - Higgins (15), Cresse (29), Earnhart (12), Davis (10), Barbier (9), Harris (9)

June 4, 1998 at Omaha, Neb.

LSU101 000 101 - 4 7 1 (48-18)
Southern Cal 010 001 21X - 5 11 1 (47-17)
WP-Etherton (13-3) Save-Krawczyk(22)
LP-Esteves (9-3) T-3:16 A-17460
HR LSU - Dalton (3), Harris (10)
HR USC - Munson (16), Ensberg (20)

June 5, 1998 at Omaha, Neb.

Southern Cal 000 031 210 - 7 11 0 (48-17)
LSU000 000 030 - 3 8 1 (48-19)
WP-Penney (8-4) LP-Thompson (12-5)
T-2:38 A-13000
HR USC - Ensberg (21), Lane 2 (13)
HR LSU - Leamont (10)

1998 NCAA South II Regional

May 21, 1998 at Baton Rouge, La.

Nicholls St.....000 000 103 - 4 9 2 (28-33)
LSU430 290 00X - 18 19 2 (43-17)
WP-Thompson (10-4) LP-Arcement (10-4)
T-2:42 A-6750
HR NSU - Perret (6), Jobert (6)
HR LSU - Higgins (11), McClure (25), Furniss (26), Earnhart (8), Davis(6)
Furniss sets the SEC career hits record (342), formerly held by Auburn's Jay Waggoner.

May 22, 1998 at Baton Rouge, La.

LSU003 206 400 - 15 19 3 (44-17)
SW Louisiana 110 201 001 - 6 12 2 (39-22)
WP-Demouy (5-2) LP-Cuellar (8-4)
T-3:18 A-6702
HR LSU - Higgins (12), McClure (26), Furniss (27), Cresse (23), Harris(6)
HR USL - Feehan (4)

May 23, 1998 at Baton Rouge, La.

Cal St.-Fullerton..... 520 020 020 - 11 15 3 (46-16)
LSU030 402 04X - 13 17 3 (45-17)
WP-Bowe (6-3) LP-Johnson, A. (1-4) T-3:36 A-6918



Skip Bertman led LSU to five NCAA titles in 10 seasons (1991-2000).

HR CSF - Bacani (3), Fukuhara (10), Rowand (15), Chatham (7)
HR LSU - Cresse (24), Earnhart (9), Barbier (8), Davis (7)

May 24, 1998 at Baton Rouge, La.

LSU001 (10)30 000 - 14 12 3 (46-17)
Cal St.-Fullerton... 002 0 00 001 - 3 11 0 (47-17)
WP-Thompson (11-4) LP-Jacobs (4-4)
T-3:15 A-6904
HR LSU - Higgins (13), Cresse 2 (26), Earnhart (10), Davis (8), Harris (7)

1997 College World Series

May 30, 1997 at Omaha, Neb.

Rice010 002 010 - 4 8 1 (47-15)
LSU010 100 03X - 5 9 1 (54-13)
WP-Demouy (6-1) LP-Anderson (10-2)
T-2:31 A-20551
HR LSU - Larson (38)

June 1, 1997 at Omaha, Neb.

LSU300 220 210 - 10 12 1 (55-13)
Stanford.....000 020 030 - 5 7 0 (44-19)
WP-Coogan (14-3) LP-Peterson (11-3)
T-2:42 A-23867
HR LSU - Larson 2, Furniss, Davis, Earnhart

June 4, 1997 at Omaha, Neb.

Stanford.....000 040 302 - 9 16 1 (45-20)
LSU024 140 02X - 13 9 1 (56-13)
WP-Berthelot (7-3) Save-Coogan(3)
LP-Hutchinson (8-4)
T-3:18 A-22218
HR STAN - Hochgesang
HR LSU - Koerner 2

June 7, 1997 at Omaha, Neb.

Alabama 002 200 020 - 6 11 3 (56-14)
LSU 630 002 11X - 13 15 1 (57-13)
WP-Thompson (12-3) LP-Daniel (5-1)
T-3:15 A-24401
HR UA - Caruso
HR LSU - Higgins, Bernhardt

1997 NCAA South I Regional

May 22, 1997 at Baton Rouge, La.

UNC-Greensboro ... 000 000 000 - 0 5 2 (44-16)
LSU022 261 10X - 14 17 0 (49-12)
WP-Coogan (12-3) LP-Surridge (6-6)
T-2:35 A-6654
HR LSU - Koerner (18), Earnhart (5)
LSU's first post-season shutout since 8-0 win over Wichita State in '93 CWS final.



Russ Johnson helped lead LSU to the 1993 CWS title.

May 23, 1997 at Baton Rouge, La.

Oklahoma.....100 200 000 - 3 6 0 (39-20)
LSU800 311 01X - 14 13 1 (50-12)
WP-Thompson (10-3) Save-Guillory(1)
LP-Smith (3-1) T-2:52 A-6573
HR OU - Eisey (8) HR LSU - Higgins (8), Larson 2 (34), Bernhardt 2 (15)
LSU now has 165 homers, breaking the NCAA single-season mark held by BYU with 161 in 1988. Larson has 105 RBI, breaking Eddy Furniss' single-season SEC record of 103 set in 1996.

May 24, 1997 at Baton Rouge, La.

LSU002 002 001 - 5 8 2 (50-13)
S. Alabama 330 002 12X - 11 16 0 (43-17)
WP-Rayborn (2-1) Save-Nakamura(2)
LP-Shipp (4-1) T-3:03 A-6726
HR LSU - Barbier (15), McClure (11)
HR SA - Choron (20)

May 25, 1997 at Baton Rouge, La.

LSU111 000 310 07 - 14 15 1 (51-13)
Long Beach St 001 020 400 00 - 7 10 5 (39-26)
WP-Coogan (13-3) LP-Petrosian (4-3)
T-4:55 A-6687
HR LSU - Furniss (16), McClure (12), Bernhardt (16)
HR LB - Martin (9)

May 26, 1997 at Baton Rouge, La.

S. Alabama 100 300 000 - 4 6 0 (43-18)
LSU503 300 03X - 14 10 0 (52-13)
WP-Thompson (11-3) LP-Norton (9-6) T-2:21
HR SA - Choron (21), Smith (5)
HR LSU - Higgins (9), Larson (35), Koerner (19), Davis (15)

May 26, 1997 at Baton Rouge, La.

LSU000 (11)30 010 - 15 19 0 (53-13)
S. Alabama 010 1 02 000 - 4 10 1 (43-19)
WP-Painich (9-2) Save-Daugherty(1)
LP-Sparks (11-1) T-2:55 A-7041
HR LSU - Higgins (10), Larson 2 (37), Koerner (20)
HR SA - Jackson (9), Stacy (15), Salvagio (5)

1996 College World Series

June 1, 1996 at Omaha, Neb.

LSU151 020 000 -9 11 4
Wichita St..... 001 021 121 - 8 12 1
WP-Yarnall (12-1) Save-Shipp (1) LP-Baird (7-6) T-3:54
A-22154
HR LSU - Williams (6), Lanier (5)
HR WS - Blake (22), Sorensen (4)

June 3, 1996 at Omaha, Neb.

Florida120 000 010 - 4 9 1
LSU020 200 32X - 9 11 5
WP-Laxton (8-2) Save-Shipp (2) LP-Rodriguez (4-1)
T-3:38 A-13000
HR LSU - Koerner (12), Cooley (14), Bowles (22)



Chris Mook and the Tigers captured LSU's first College World Series title in 1991.

HR UF - D. Eckstein (9)

June 6, 1996 at Omaha, Neb.

Florida000 010 000 - 1 7 3
LSU010 001 00X - 2 5 1
WP-Yarnall (11) Save-Esteves (2) LP-Kaufman (11-5) T-3:06
A-17212

June 8, 1996 at Omaha, Neb.

Miami.....200 032 001 - 8 14 2
LSU003 000 222 - 9 15 2
WP-Coogan (6-0) LP-Morrison (4-2)
T-3:19 A-23905
HR LSU - Morris (1)

1996 NCAA South II Regional

May 23, 1996 at Baton Rouge, La.

Austin Peay 000 100 002 - 3 8 3
LSU401 000 22X - 9 8 1
WP-Yarnall (9-1) LP-C-Smith (10-6)
T-2:53 A-6231

May 24, 1996 at Baton Rouge, La.

LSU000 131 200 - 7 12 2
Nevada-Las Vegas 051 000 000 - 6 10 1
WP-Painich (3-0) Save-Demouy (2) LP-Bauder (8-4)
T-3:22 A-5070
HR LSU - Furniss (26)

May 25, 1996 at Baton Rouge, La.

LSU114 520 400 - 17 18 1
New Orleans 000 000 202 - 4 9 3
WP-Shipp (5-4) LP-Kottmeyer (3-2)
T-2:56 A-5572
HR LSU - Koerner (11), Dunn 2 (20), Cooley (13), Moore (5)
HR UNO - DiSalvo (7)

May 26, 1996 at Baton Rouge, La.

Georgia Tech..... 000 016 0 51 - 13 16 1
LSU702 100 000 (18)1X - 29231
WP-Laxton (7-2) LP-Elder (9-5)
T-3:40 A-6539
HR LSU- Dunn (21), Moore (6), Lanier (4)

1995 NCAA South Regional

May 25, 1995 at Baton Rouge, La.

Central Michigan.. 300 000 000 - 3 7 1
LSU013 000 10X - 5 8 1
WP-Schultz (11-4) LP-Gardner (4-3)
T-2:35 A-6178

May 26, 1995 at Baton Rouge, La.

LSU220 000 030 - 7 9 2
Rice010 206 33X - 15 13 1
WP-Shaddix (2-0) LP-Laxton (4-4)
T-3:49 A-6292
HR RU - Landry (11), Venghaus (3), Berkman (6), Quinn (17)



Catcher Mike Bianco launched a home run in LSU's 1989 CWS win over Miami.



The 1987 Tigers became the first SEC team to make back-to-back CWS trips.

May 27, 1995 at Baton Rouge, La.

LSU 050 400 010 - 10 14 1
 Central Michigan..... 001 000 103 - 5 12 3
 WP-Yarnall (5-0) LP-Van Damme (4-5)
 T-2:40 A-4483
 HR LSU - Koerner (6), Dunn (14)

May 27, 1995 at Baton Rouge, La.

Rice 202 601 500 - 16 19 2
 LSU 002 023 200 - 9 12 5
 WP-Quinn (6-3) Save-Taylor (1)
 LP-Berthelot (2-1) T-3:29 A-5129
 HR LSU - Dunn (15)
 HR RU - Landry 2 (14), Quinn (18)

1994 College World Series

June 3, 1994 at Omaha, Neb.

Florida State 000 006 000 - 6 8 2
 LSU 000 200 100 - 3 7 1
 WP-Wilson (13-5) LP-Schultz (12-2)
 T-2:22 A-17097
 HR LSU - Walker (18)

June 5, 1994 at Omaha, Neb.

LSU 0 01 400 001 - 6 11 3
 Cal State Fullerton (11) 21 500 10X - 20 15 1
 WP-Ricabal (11-1) LP-Laxton (4-5)
 T-3:13 A-20682
 HR CSF - Ferguson (12), Giambi (1)

1994 NCAA South Regional

May 26, 1994 at Baton Rouge, La.

SE Louisiana..... 100 001 103 - 6 12 3
 LSU 001 010 17X - 10 11 2
 WP-Schultz (12-1) LP-Laiche (11-3)
 T-2:35 A-6707
 HR LSU - Huffman (3), Lanier (8), Walker (13)
 HR SLU - Ferrand (5), Langlois (6), Millican (16)

May 27, 1994 at Baton Rouge, La.

LSU 101 103 000 - 6 9 1
 Fresno State 002 000 000 - 2 5 2
 WP-Tyson (9-3) LP-Fernandez (11-5)
 T-2:04 A-5846
 HR LSU - Huffman (3), Lanier (8), Walker (13)
 HR SLU - Ferrand (5), Langlois (6), Millican (16)

May 28, 1994 at Baton Rouge, La.

LSU 000 210 030 - 6 8 0
 Southern Cal 000 000 020 - 2 6 3
 WP-Laxton (4-4) LP-Nieto (5-9)
 T-2:56 A-6275
 HR LSU - Cooley (9), Wilson (8)
 HR USC - Hastings (6), Jenkins (13)

May 29, 1994 at Baton Rouge, La.

Southern Cal 101 402 020 - 10 14 3
 LSU 304 100 40X - 12 17 2
 WP-Antonini (5-2) Save-Schultz (1)
 LP-Casillas (0-1) T-3:48 A-6856
 HR LSU - Cooley 2 (11), Huffman (4), Walker 2 (17)
 HR USC - Boone (6), Jenkins (15), Jones 3 (6)

1993 College World Series

June 4, 1993 at Omaha, Neb.

LSU 000 000 322 - 7 8 1
 Long Beach State 000 001 000 - 1 3 1
 WP-Sirotko (11-5) LP-Choi (16-2)
 T-2:40 A-16963
 HR LSU - Greely 2 (5), Johnson (8)

June 6, 1993 at Omaha, Neb.

Texas A&M 000 251 000 - 8 13 5
 LSU 000 240 16X - 13 10 2
 WP-Schultz (7-3) LP-Clemons (6-2)
 T-3:43 A-18316
 HR LSU - Walker (20)

June 9, 1993 at Omaha, Neb.

LSU 020 006 000 - 8 10 1
 Long Beach State 110 030 14X - 10 14 2
 WP-Gonzalez (4-2) LP-Sirotko (11-6)
 T-3:28 A-13727HR LBS - Liefer (12), Davis (5), Curtis (12)

June 11, 1993 at Omaha, Neb.

Long Beach State 201 000 002 - 5 9 1
 LSU 010 001 103 - 6 14 5
 WP-Sirotko (12-6) LP-Gonzalez (4-3)
 T-3:12 A-12388
 HR LSU - Walker (21)
 HR LBS - Davis (6)

June 12, 1993 at Omaha, Neb.

Wichita State..... 000 000 000 - 0 3 0
 LSU 232 000 01X - 8 10 2
 WP-Laxton (12-1) LP-Wyckoff (5-3)
 T-2:52 A-20268
 HR LSU - Walker (22)

1993 NCAA South Regional

May 27, 1993 at Baton Rouge, La.

Western Carolina 000 200 000 - 2 7 2
 LSU 202 000 21X - 7 8 0
 WP-Siroka (9-5) LP-Grundy (4-7)
 T-2:30 A-6021
 HR LSU - Rios (9)
 HR WCU - Doherty (5)

May 28, 1993 at Baton Rouge, La.

Kent State 050 100 090 - 15 19 2
 LSU 401 213 010 - 12 15 2
 WP-Nartker (9-0) LP-Rutledge (4-2)
 T-3:17 A-4672
 HR LSU - Walker (17), Greely 2 (3)
 HR KS - Middleton (2), Fails (2)

May 29, 1993 at Baton Rouge, La.

LSU 411 202 300 - 13 14 4
 Baylor 000 200 022 - 6 6 3
 WP-Laxton (11-1) LP-Rathbun (7-5)
 T-3:29 A-4923
 HR LSU - Berrios (15), Walker (18)

May 29, 1993 at Baton Rouge, La.

LSU 032 300 210 - 11 9 0
 S. Alabama..... 000 300 100 - 4 12 3
 WP-Chamberlain (6-3) LP-Jaye (1-2)
 T-3:13 A-6115
 HR LSU - Berrios 2(17), Neal 2(5)

May 30, 1993 at Baton Rouge, La.

S. Alabama..... 200 110 000 - 4 9 1
 LSU 300 000 42X - 9 10 5
 WP-Sirotko (10-5) LP-Ybarra (8-5)
 T-2:15 A-6223
 HR LSU - Walker (19)

1992 NCAA South I Regional

May 21, 1992 at Baton Rouge, La.

Providence 000 001 000 - 1 3 2
 LSU 410 120 00X - 8 13 2
 WP-Peever (14-0) LP-Mangiafico (5-3)
 T-2:40 A-5814
 HR LSU - Sheets (7), Walker (12), Mook (7)

May 22, 1992 at Baton Rouge, La.

LSU 000 000 000 - 0 5 2
 Ohio State 021 200 00X - 5 6 1
 WP-Klingensbeck (7-7) LP-Schultz (8-3)
 T-2:15 A-4703
 HR OS - Khoury (3)

May 23, 1992 at Baton Rouge, La.

Tulane..... 110 000 001 - 3 9 3
 LSU 401 000 02X - 7 4 1
 WP-Rantz (7-2) Save-Hunt (1) LP-Ibieta (3-4)
 T-2:46 A-5128
 HR LSU - Mook (8)

May 23, 1992 at Baton Rouge, La.

LSU 000 000 000 - 0 4 6
 Cal State Fullerton 012 104 03X - 11 11 1
 WP-Parisi (4-1) Save-Chavez (3) LP-Chamberlain (8-2)
 T-2:36 A-5972



The 1986 Tigers earned LSU's first College World Series berth.



Jeff Yurtin homered in LSU's 1986 South I Regional win over Tulane.

1991 College World Series

May 31, 1991 at Omaha, Neb.

Florida 000 100 000 - 1 8 1
 LSU 100 210 40X - 8 11 0
 WP-Ogea (13-5) LP-Burke (8-5)
 T-2:59 A-12403
 HR LSU - Mouton 2 (12), Garrity (2)

June 2, 1991 at Omaha, Neb.

LSU 030 413 004 - 15 15 1
 Fresno State 020 000 001 - 4 7 5
 WP-Sirotko (11-0) LP-Saitz (8-6)
 T-2:55 A-16329
 HR LSU - Hymel 2 (23)
 HR FS - Falco (11)

June 5, 1991 at Omaha, Neb.

LSU 300 553 003 - 19 14 0
 Florida 000 020 310 - 8 13 3
 WP-Byrd (8-3) LP-Corbitt (2-1)
 T-3:35 A-13613
 HR LSU - Hymel 2(25), Mouton (13)
 HR UF - Linares 2(14)

June 8, 1991 at Omaha, Neb.

LSU 220 200 000 - 6 8 0
 Wichita State 100 100 010 - 3 5 1
 WP-Ogea (14-5) Save-Greene (14)
 LP-Green (11-2) T-2:54 A-16612
 HR LSU - Rios (4)
 HR WS - Tilma (6)

1991 NCAA South Regional

May 24, 1991 at Baton Rouge, La.

Northwestern State 000 001 001 - 2 7 6
 LSU 150 032 02X - 13 17 0
 WP-Ogea (11-5) LP-Benson (6-3)
 T-2:55 A-5388
 HR LSU - Hymel (20)
 HR NSU - Hartsburg (3)

May 26, 1991 at Baton Rouge, La.

LSU 001 201 000 - 4 6 1
 Oklahoma 000 200 001 - 3 6 2
 WP-Byrd (7-3) Save-Greene (12) LP-Ruebel (7-6) T-2:30
 A-5438
 HR OU - Neff (24)

May 27, 1991 at Baton Rouge, La.

Texas A&M 000 000 010 - 1 8 2
 LSU 011 004 10X - 7 9 1
 WP-Sirotko (10-0) LP-Wunsch (4-6)
 T-2:48 A-5493
 HR LSU - Cordani (11), Hymel (21)

May 28, 1991 at Baton Rouge, La.

LSU 100 410 200 - 8 13 1
 SW Louisiana 200 011 001 - 5 11 0
 WP-Ogea (12-5) Save-Greene (13)
 LP-Walter (4-8) T-3:11 A-5307
 HR USL - Ramos (8), Grossie (6)

1990 College World Series

June 2, 1990 at Omaha, Neb.

The Citadel 101 000 000 - 2 12 1
 LSU 023 120 00X - 8 14 1
 WP-Byrd (17-5) LP-Britt (10-2)
 T-2:26 A-7000
 HR LSU - Clark (11)
 HR CIT - Jenkins (16)

June 4, 1990 at Omaha, Neb.

LSU 000 100 000 - 1 2 2
 Oklahoma State 022 000 30X - 7 9 0
 WP-Gore (5-2) LP-Ogea (14-2)
 T-3:08 A-15802
 HR LSU - Mouton (10)
 HR OS - Daniel (22)

June 5, 1990 at Omaha, Neb.

LSU 000 030 030 - 6 10 1
 The Citadel 000 000 10X - 1 8 3
 WP-O'Donoghue (12-3) LP-Baker (8-3)
 T-2:28 A-14614
 HR LSU - Clark (12)

June 2, 1990 at Omaha, Neb.

Oklahoma State 020 006 303 - 14 19 1
 LSU 210 000 000 - 3 5 3
 WP-Tipton (10-1) LP-Byrd (17-6)
 T-3:18 A-16094
 HR OS - Daniel (23)

1990 NCAA South I Regional

May 24, 1990 at Baton Rouge, La.

Southwestern La 000 000 000 - 0 3 0
 LSU 030 202 01X - 8 11 1
 WP-Ogea (13-1) LP-McDonald (8-2)
 T-2:50 A-5642
 HR LSU - Clark (9)

May 25, 1990 at Baton Rouge, La.

LSU 030 213 101 - 11 13 2
 Georgia Tech 001 110 011 - 5 13 1
 WP-Byrd (16-5) LP-Creek (11-4)
 T-3:43 A-3660
 HR GT - Bragg (10)

May 26, 1990 at Baton Rouge, La.

Southern Cal 004 000 001 - 5 11 1
 LSU 010 210 000 - 4 9 2
 WP-Nickell (7-3) LP-O'Donoghue (11-3)
 T-2:57 A-4724
 HR USC - Boone (10)

May 26, 1990 at Baton Rouge, La.

LSU 031 001 010 - 6 8 3
 Houston 100 003 000 - 4 9 3
 WP-LaRosa (6-2) Save-Greene (7)
 LP-Eshelman (5-4) T-3:15 A-3512
 HR LSU - Clark (10), Mouton (8)

May 27, 1990 at Baton Rouge, La.

LSU 001 000 400 - 5 8 1
 Southern Cal 000 010 201 - 4 10 3
 WP-Ogea (14-1) Save-Sirotko (1)
 LP-Powers (11-3) T-2:57 A-4639
 HR LSU - Grisham (11)
 HR USC - Boone (11), Cirillo (6)

May 28, 1990 at Baton Rouge, La.

Southern Cal 300 000 300 - 6 11 0
 LSU 010 031 20X - 7 10 0
 WP-LaRosa (7-2) LP-Nickell (7-4)
 T-2:57 A-5809
 HR LSU - Cordani (9), Mouton (9)
 HR USC - Boone (12)

1989 College World Series

June 3, 1989 at Omaha, Neb.

LSU 000 020 000 - 2 5 1
 Miami (Fla.) 202 000 10X - 5 9 1
 WP-Grahe (15-4) LP-McDonald (14-3)
 T-2:29 A-17407
 HR UM - Vespe (7), Santangelo (22)

June 5, 1989 at Omaha, Neb.

LSU 026 000 000 - 8 7 0
 Long Beach State 000 202 010 - 5 11 2
 WP-Leskanic (15-2) Save-Byrd (1)
 LP-Abbott (15-3)
 T-3:27 A-10000
 HR LB - Berthel (2)

June 6, 1989 at Omaha, Neb.

Miami (Fla.) 000 021 000 - 3 6 1
 LSU 010 013 10X - 6 9 1
 WP-Springer (9-3) Save-McDonald (4)
 LP-Vespe (4-3)
 T-3:02 A-14000
 HR LSU - Bianco (8)
 HR UM - Noriega (5)



Skip Bertman (center) and his 1984 coaching staff laid the groundwork for the Tigers' postseason success.

June 8, 1989 at Omaha, Neb.

Texas 421 400 001 - 12 13 2
 LSU 003 010 300 - 7 9 4
 WP-Dressendorfer (18-2) LP-McDonald (14-4)
 T-3:41 A-16072
 HR UT - Bethea (5)

1989 NCAA Central Regional

May 25, 1989 at College Station, Texas

Nevada-Las Vegas 411 000 400 - 10 12 0
 LSU 000 360 21X - 12 15 3
 WP-Leskanic (12-2) Save-LaRosa (5)
 LP-Sawaia (6-3) T-3:26 A-1567
 HR LSU - Cala (14), Grisham (18), Schneidewind (2)
 HR UNLV - Der Manouel (2)

May 26, 1989 at College Station, Texas

LSU 011 002 000 - 4 9 6
 South Alabama 001 001 40X - 6 10 0
 WP-Bray (14-3) Save-Perez (2) LP-LaRosa (4-5) T-3:12
 A-1873 HR LSU - Schneidewind (3)

May 27, 1989 at College Station, Texas

LSU 104 512 000 - 13 18 1
 Nevada-Las Vegas 000 101 015 - 8 12 3
 WP-Ogea (2-0) LP-Gledhill (4-3)
 T-2:43 A-932
 HR UNLV - Lofthus 3(26), Flowers (2)

May 27, 1989 at College Station, Texas

South Alabama 310 001 000 - 5 7 0
 LSU 030 002 01X - 6 7 3
 WP-Leskanic (13-2) LP-Zimmerman (12-5) T-2:53
 HR LSU - Johnson (2)
 HR USA - Gainer (8)

May 28, 1989 at College Station, Texas

Texas A&M 012 002 000 - 5 10 1
 LSU 020 312 41X - 13 15 1
 WP-McDonald (14-2) LP-Langston (12-1)
 T-3:24 A-5822
 HR LSU - Gruver (5), Bianco (7)
 HR A&M - Byington (15)

May 28, 1989 at College Station, Texas

LSU 010 020 010 01 - 5 15 3
 Texas A&M 301 000 000 00 - 4 5 1
 WP-Leskanic (14-2) Save-McDonald (3)
 LP-Centala (5-1) T-4:25 A-4177
 HR LSU - Grisham (19)

1987 College World Series

May 29, 1987 at Omaha, Neb.

LSU 000 010 000 5 - 6 7 1
 Florida St. 000 000 001 1 - 2 8 2
 WP-Patterson (10-2) Save-Manuel (9)
 LP-R. Lewis
 HR FS - Blackwell

June 1, 1987 at Omaha, Neb.

Oklahoma St. 002 401 100 - 8 14 1
 LSU 114 100 000 - 7 11 3
 WP-Rockman (12-0) LP-McDonald (2-2)
 T-3:15 A-10661
 HR OS - Barragan (21)

June 3, 1987 at Omaha, Neb.

Arkansas 000 020 000 - 2 4 0
 LSU 000 000 41X - 5 10 0
 WP-Patterson (11-2) LP-Cebuhar (11-2)
 T-2:58 A-11000
 HR LSU - Voigt (16)

June 5, 1987 at Omaha, Neb.

LSU 001 100 000 3 - 5 7 1
 Stanford 020 000 000 4 - 6 9 3
 WP-Chitren (8-3) LP-McDonald (2-3)
 T-3:13 A-13000
 HR SU - P. Carey (12)

1987 NCAA South II Regional

May 21, 1987 at New Orleans, La.

LSU 001 111 100 - 5 7 1
 Tulane 002 010 000 - 3 10 3
 WP-Patterson (8-2) LP-Amarena (10-2)
 T-2:21 A-4268
 HR LSU - Faulkner (12), Bush (3)
 HR TU - Smith (9)

May 22, 1987 at New Orleans, La.

LSU 024 101 024 - 14 19 0
 New Orleans 000 000 001 - 1 3 2
 WP-Kite (7-3) LP-Muller (8-4)
 T-3:03 A-4448
 HR LSU - Bush (4), Belle (8)
 HR NO - Schmitt (18)

May 23, 1987 at New Orleans, La.

New Orleans 000 000 000 - 0 5 1
 LSU 002 010 00X - 3 3 0
 WP-Loewer (9-5) Save-Manuel (8)
 LP-Lynch (6-5) T-2:41 A-3831

May 24, 1987 at New Orleans, La.

LSU 000 030 130 - 7 9 3
 Cal State Fullerton 200 001 000 - 3 5 4
 WP-Patterson (9-2) LP-L. Garcia (10-5)
 T-2:20 A-2859
 HR CSF - Mannion (10)

1986 College World Series

May 30, 1986 at Omaha, Neb.

LSU 000 000 120 - 3 8 2
 Loyola Marymount 030 000 01X - 4 6 0
 WP-Goettsch (9-4) LP-Manuel (10-3)
 T-3:01 A-10000

June 1, 1986 at Omaha, Neb.

LSU 203 101 100 - 8 8 1
 Maine 000 112 000 - 4 11 2
 WP-Loewer (14-4) Save-Patterson (1)
 LP-Plympton (8-3) T-2:36 A-9000
 HR LSU - Yurtin (10)
 HR UM - Reynolds (18)

June 5, 1986 at Omaha, Neb.

Miami (Fla.) 300 010 000 - 4 8 0
 LSU 100 000 011 - 3 6 2
 WP-O'Brien (5-2) Save-Raether (16)
 LP-Guthrie (9-2) T-2:35 A-12832
 HR LSU - J. Belle 2 (21), Voigt (9)
 HR UM - Magno (7)

1986 NCAA South I Regional

May 22, 1986 at Baton Rouge, La.

LSU 001 704 011 - 14 15 2
 Jackson State 015 005 000 - 11 10 5
 WP-Kite (7-3) Save-Manuel (7) LP-Sanders (11-2)
 T-3:26 A-3957
 HR LSU - J. Belle (17)
 HR JS - Sanders 2 (17), Daniels (8)

May 23, 1986 at Baton Rouge, La.

Oklahoma 102 000 200 - 5 8 4
 LSU 200 320 11X - 8 8 0
 WP-Loewer (13-4) LP-Hamilton (11-2)
 T-2:27 A-4016
 HR LSU - Hartwig (2)
 HR OU - Burdick (10), Lavender (5)

May 24, 1986 at Baton Rouge, La.

Louisiana Tech 000 030 001 - 4 6 3
 LSU 150 010 00X - 7 8 3
 WP-Kite (8-3) Save-Manuel (8) LP-Faircloth
 (7-6) T-2:36 A-3048



Coach Jim Smith guided LSU to its first NCAA Regional appearance in 1975.

May 26, 1986 at Baton Rouge, La.

LSU 100 300 021 - 7 9 2
 Tulane 201 300 000 - 6 10 3
 WP-Manuel (10-2) Save-Loewer (4)
 LP-Little (8-4) T-2:53 A-5189
 HR LSU - J. Belle 2 (19), Bowie (16), Yurtin (9)
 HR TU - Rapp (5)

1985 NCAA Central Regional

May 23, 1985 at Austin, Texas

Houston 300 102 014 - 11 16 1
 LSU 003 000 001 - 4 8 4
 WP-Walker (12-7) LP-Guthrie (6-8) T-3:18

May 24, 1985 at Austin, Texas

LSU 000 210 000 - 3 10 4
 Lamar 000 000 112 - 4 10 0
 WP-Terrill LP-Parker

1975 NCAA South Regional

May 23, 1975 at Starkville, Miss.

Murray State 000 001 010 - 2 7 2
 LSU 014 000 11X - 7 7 3
 WP-Moock (10-0) LP-Oliver (9-2) T-2:17
 A-1600

May 24, 1975 at Starkville, Miss.

LSU 000 200 000 - 2 4 3
 Florida State 000 010 21X - 4 7 1
 WP-Jones (15-0) Save-Rothschild
 LP-Hollingsworth (6-3) T-2:19

May 24, 1975 at Starkville, Miss.

Miami (Fla.) 110 015 000 - 8 7 0
 LSU 000 000 100 - 1 5 6
 WP-Lynch (9-3) LP-Whealy (8-3) T-2:23
 A-1100



The 2017 Tigers advanced to the CWS Finals.



Wally McMakin helped lead LSU to its first regional appearance in 1975.



The Tigers greet LSU fans at the 2017 College World Series in Omaha.



LSU has a 157-65 (.707) NCAA Tournament record.

NCAA Tournament Record

YEAR	W	L	PCT.
2021	4	3	.571
2019	3	2	.600
2018	2	2	.500
2017	9	3	.750
2016	3	3	.500
2015	6	2	.750
2014	2	2	.500
2013	5	2	.714
2012	4	2	.667
2010	1	2	.333
2009	10	1	.909
2008	6	3	.667
2005	2	2	.500
2004	5	2	.714
2003	5	3	.625
2002	4	3	.571
2001	4	3	.571
2000	9	0	1.000
1999	4	3	.571
1998	6	2	.750
1997	9	1	.900
1996	8	0	1.000
1995	2	2	.500
1994	4	2	.667
1993	8	2	.800
1992	2	2	.500
1991	8	0	1.000
1990	7	3	.700
1989	7	3	.700
1987	6	2	.750
1986	5	2	.714
1985	0	2	.000
1975	1	2	.333
Total	161	68	.703

(40-27 in CWS; 18-16 in Super Regionals;
 103-25 in Regionals)

At Home: 84-15 in Regionals;
 17-9 in Super Regionals

College World Series Record

YEAR	W	L	FINISH
2017	4	3	2nd
2015	1	2	5th
2013	0	2	7th
2009	5	1	1st
2008	1	2	5th
2004	0	2	7th
2003	0	2	7th
2000	4	0	1st
1998	2	2	3rd
1997	4	0	1st
1996	4	0	1st
1994	0	2	7th
1993	4	1	1st
1991	4	0	1st
1990	2	2	3rd
1989	2	2	3rd
1987	2	2	4th
1986	1	2	5th
TOTAL	40	27	.597

Great Moments in LSU Baseball Regional/Super Regional History

June 7, 2021

LSU erases a 7-6 deficit with three runs in the bottom of the eighth inning, and the Tigers post a 9-8 win over Oregon in the championship game of the NCAA Eugene (Ore.) Regional. LSU, which wins four straight elimination games to capture the title, claims an NCAA Regional after losing its opening tournament game for the first time in school history. The Tigers' regional title marks the first time since 1989 that LSU wins a regional on the road - the '89 Tigers won the NCAA Central Regional at College Station, Texas.

June 10, 2017

LSU overcomes a three-run deficit with a four-run eighth inning to defeat Mississippi State, 4-3, in the opening game of the 2017 NCAA Super Regional. Trailing 3-0 in the bottom of the eighth, LSU mounts an offensive threat to win its 15th straight game. Relief pitcher Zack Hess finishes off the ninth by working around a leadoff single that would reach third base after two ground-ball outs. Hess strikes out Hunter Stovall on three pitches to end the game and send Alex Box Stadium into a frenzy.

June 7, 2016

First baseman Greg Deichmann unloads a two-run homer in the seventh inning to give LSU a 3-2 lead, and the Tigers capture the NCAA Baton Rouge Regional title with a 5-2 win over Rice. Left-hander Jared Poche' fires six scoreless relief innings, retiring 18 of the 19 Rice batters that he faces.

June 6, 2015

Designated hitter Chris Sciambra launches a solo walk-off home run in the bottom of the ninth inning to defeat UL-Lafayette, 4-3, in Game 1 of the NCAA Super Regional in Alex Box Stadium. The Tigers capture Game 2 of the series the following night to advance to the College World Series.

June 7, 2013

LSU right-hander Aaron Nola delivers one of the greatest pitching performances in Fighting Tiger postseason history, limiting Oklahoma to no runs on two hits with six strikeouts in nine innings, as the Tigers post a 2-0 victory in Game 1 of the NCAA Super Regional in Alex Box Stadium. Skip Bertman Field. Nola outduels OU ace Jonathan Gray, who holds the Tigers scoreless until the eighth inning when Tyler Moore delivers a run-scoring double and Mark Laird adds an RBI single. LSU goes on to advance to the CWS the next day with an 11-1 victory over the Sooners.

June 3, 2012

LSU erases a 5-4, ninth-inning deficit and defeats Oregon State, 6-5, in 10 innings to win the NCAA Baton Rouge Regional in Alex Box Stadium. Alex Edward's RBI double ties the contest in the ninth, and Austin Nola scores the game-winning run on a wild pitch in the 10th.

June 6, 2009

LSU starter Louis Coleman allows only three runs in eight innings, and the top-ranked Tigers complete a two-game NCAA Super Regional sweep of No. 6 Rice with a 5-3 victory in Alex Box Stadium to advance to the College World Series. Coleman earns his fourth straight win as the SEC Pitcher of the Year allows nine hits and strikes out five. Freshman closer Matty Ott secured the victory with his 16th save of the season. Third baseman Derek Helenih leads the Tigers at the plate with two hits - including a solo homer - and two RBI.

May 30, 2009

LSU shortstop Austin Nola delivers a game-winning RBI single in the top of the 10th inning to break a 2-2 tie and lead the second-ranked Tigers past Baylor, 3-2, in the semifinal round of the NCAA Baton Rouge Regional. LSU starter Anthony Ranaudo records the victory with a magnificent performance as the right-hander limits Baylor to only three hits and one earned run in a career-high nine innings with 14 strikeouts. Right-hander Matty Ott finishes off the Bears with a perfect 10th inning to register his school-record 15th save of the season.

June 8-9, 2008

Facing elimination in Game 2 of the Super Regional versus UC Irvine, the Tigers erupt for seven runs in their final two at-bats to rally for a 9-7 victory. Sean Ochinko's base hit provides the go-ahead run in a five-run ninth inning, and Louis Coleman fires three scoreless innings to secure the win. In Game 3 the next day -- before an Alex Box Stadium record crowd of 8,173 -- the Tigers explode for six runs in the first inning and cruise to a 21-7 triumph. LSU collects 24 hits, including seven home runs.

June 13, 2004

Lane Mestepey fires a masterful five-hit shutout in Game 2 of a Super Regional series against Texas A&M. Will Harris' ninth-inning homer clinches LSU's 4-0 triumph and sends the Tigers to the College World Series for the second straight season.

June 7-8, 2003

LSU blasts Baylor 20-5, using an 11-run sixth inning highlighted by Clay Harris' grand slam to reach its 12th College World Series. The Tigers faced elimination a day earlier after Baylor captured the first contest in the best-of-three set. Harris and Ivan Naccarata belted back-to-back homers to lead off the eighth inning to lift LSU over Baylor, 6-5, to set up the rubber match.

June 1, 2003

Jon Zeringue's one-out, walk-off home run in the bottom of the 11th sends LSU to the super regional round as the Tigers defeat a pesky UNC-Wilmington club, 9-8. Despite defeat, UNC-W becomes the first opposing team to make a congratulatory lap around the field following the game.



The Tigers swept two games versus Mississippi State to win the 2017 Super Regional.

June 2, 2002

LSU comes through the loser's bracket to defeat UL-Lafayette twice by identical 12-2 scores to win its seventh consecutive regional championship. The Tigers are the only regional winner of 2002 to come through the loser's bracket to win twice on the final day.

May 30-31, 1999

Facing a seven-run deficit and in danger of being eliminated, LSU rallies to take a 12-10 lead it would not relinquish against East Carolina to force a second championship game. Kurt Ainsworth gets an extra day of rest thanks to rain, which forces the second contest to be moved to Monday. Ainsworth blanks the Pirates, 9-0, hurling the Tigers to a super regional matchup with SEC foe Alabama.

May 28, 1999

LSU tags UL-Monroe starter and current Milwaukee Brewer star Ben Sheets, opening the Baton Rouge Regional with a convincing 11-4 victory over the Indians.

May 23, 1998

LSU falls behind Cal State Fullerton, 7-0 through two innings, but Cedrick Harris' two-run double in the eighth caps a four-run inning to complete a comeback as the Tigers earn a 13-11 victory. LSU routs the Titans 14-3 the next day to reach Omaha.

May 25, 1997

A classic five-hour marathon comes to an end as LSU outlasts Long Beach State by scoring seven runs in the 11th inning for a 14-7 victory. One day later, the Tigers avenge their second round loss to South Alabama by sweeping the Jaguars, 14-4 and 15-4, before defending its national championship in Omaha.

May 26, 1996

In one of the largest hit outputs in school history, LSU uses 18 runs on 13 hits in the seventh inning of the South II Regional championship game to rout Georgia Tech, 29-13. The Tigers wear new gold jerseys during the regional and throughout the 1996 College World Series.

May 29, 1994

LSU holds on to a 12-10 win over Southern Cal in the South Regional final. Former Trojan and current Minnesota Twins star Jacque Jones smashes three homers in defeat.

May 28, 1990

Rich Cordani's dramatic two-run blast in the seventh inning lifts LSU to a thrilling 7-6 South Regional championship game win over Southern California.

May 28, 1989

LSU completes perhaps its most improbable journey in the program's history to reach its third College World Series. The Tigers win five of six games at the 1989 Central Regional in College Station, Texas. LSU shocks top-ranked Texas A&M - which entered the final day of the tournament with a 58-5 record - with two wins, including a 5-4, 11-inning victory in the championship game. Ben McDonald earns the win in seven innings of work in the first game and then comes back to earn a save in the clincher. All four LSU pitchers in the final game -- Russ Springer, Paul Byrd, Curtis Leskanic and McDonald -- reach the Major Leagues.

May 25, 1986

Albert Belle smashes a pair of two-run homers in the South I Regional championship game, leading the Tigers to their first College World Series with a 7-6 win over Tulane at Alex Box Stadium. Belle was named tournament MVP for his efforts.



LSU defeated Arkansas to win the 2017 SEC Tournament title.

2021**TOURNAMENT AT HOOVER, ALA.**

1	Georgia	4	L
---	---------	---	---

2019**TOURNAMENT AT HOOVER, ALA.**

8	South Carolina	6	W
5	Mississippi State (17 innings)	6	L
4	Auburn	3	W
12	Mississippi State (7 innings)	2	W
4	Vanderbilt	13	L

Won 3, Lost 2 - Finished 3rd**2018****TOURNAMENT AT HOOVER, ALA.**

8	Miss. State	5	W
3	Florida	4	L
6	South Carolina (12 innings)	4	W
11	Florida (7 innings)	0	W
2	Arkansas	1	W
1	Ole Miss	9	L

Won 4, Lost 2 - Finished 2nd**2017****TOURNAMENT AT HOOVER, ALA.**

10	Missouri	3	W
10	Kentucky (7 innings)	0	W
11	South Carolina (7 innings)	0	W
4	Arkansas	2	W

Won 4, Lost 0 - Finished 1st**2016****TOURNAMENT AT HOOVER, ALA.**

5	Tennessee	4	W
5	Florida (14 innings)	3	W
6	Mississippi State	2	W
0	Florida	1	L

Won 3, Lost 1 - Finished 3rd**2015****TOURNAMENT AT HOOVER, ALA.**

9	Auburn	8	W
10	Arkansas	5	W
1	Florida	2	L

Won 2, Lost 1 - Finished 3rd**2014****TOURNAMENT AT HOOVER, ALA.**

11	Vanderbilt (7 innings)	1	W
7	Arkansas	2	W
11	Arkansas (8 innings)	1	W
2	Florida	0	W

Won 4, Lost 0 - Finished 1st**2013****TOURNAMENT AT HOOVER, ALA.**

3	Alabama	0	W
1	Arkansas	4	L
3	Alabama	2	W
3	Arkansas	1	W
5	Vanderbilt (11 innings)	4	W

Won 4, Lost 1 - Finished 1st**2012****TOURNAMENT AT HOOVER, ALA.**

2	Mississippi St.	3	L
11	Ole Miss	2	W
3	Mississippi St. (10 innings)	4	L

Won 1, Lost 2 - Finished 5th**2010****TOURNAMENT AT HOOVER, ALA.**

10	Florida	6	W
7	Vanderbilt	5	W
8	Ole Miss (7 innings)	0	W
4	Alabama (11 innings)	3	W

Won 4, Lost 0 - Finished 1st**2009****TOURNAMENT AT HOOVER, ALA.**

1	Vanderbilt	4	L
9	Alabama	6	W
4	South Carolina	1	W
16	Georgia (7 innings)	0	W
3	Georgia (7 innings)	2	W
6	Vanderbilt	2	W

Won 5, Lost 1 - Finished 1st**2008****TOURNAMENT AT HOOVER, ALA.**

5	South Carolina (10 innings)	4	W
8	Vanderbilt	2	W
12	Alabama	8	W
8	Ole Miss	2	W

Won 4, Lost 0 - Finished 1st**2006****TOURNAMENT AT HOOVER, ALA.**

4	Alabama	3	W
1	Ole Miss	12	L
3	Alabama	8	L

Won 1, Lost 2 - Finished 5th**2005****TOURNAMENT AT HOOVER, ALA.**

2	Miss. State	9	L
1	Tennessee	5	L

Won 0, Lost 2 - Finished 7th**2004****TOURNAMENT AT HOOVER, ALA.**

4	Florida (10 innings)	5	L
0	Georgia	1	L

Won 0, Lost 2 - Finished 7th**2003****TOURNAMENT AT HOOVER, ALA.**

5	Arkansas	4	W
7	Miss. State	2	W
17	Miss. State	5	W
3	Alabama	10	L

Won 3, Lost 1 - Finished 2nd**2002****TOURNAMENT AT HOOVER, ALA.**

2	Auburn	1	W
8	South Carolina	3	W
8	South Carolina	10	L
4	South Carolina	5	L

Won 2, Lost 2 - Finished 3rd**2001****TOURNAMENT AT HOOVER, ALA.**

10	Florida	0	W
13	Ole Miss	2	W
12	Ole Miss	6	W
1	Miss. State	4	L

Won 3, Lost 1 - Finished 2nd**2000****TOURNAMENT AT HOOVER, ALA.**

11	Georgia	3	W
18	Alabama	12	W
6	Alabama	5	W
9	Florida	6	W

Won 4, Lost 0 - Finished 1st**1999****TOURNAMENT AT HOOVER, ALA.**

2	Auburn	6	L
10	Kentucky	0	W
8	Arkansas	9	L

Won 1, Lost 2 - Finished 5th**1998****TOURNAMENT AT HOOVER, ALA.**

4	Arkansas	8	L
6	South Carolina	0	W
5	Mississippi State	7	L

Won 1, Lost 2 - Finished 5th**1997****TOURNAMENT AT COLUMBUS, GA.**

5	Auburn	2	W
12	Tennessee	5	W
12	Alabama	7	W
2	Alabama	12	L

Won 3, Lost 1 - Finished 2nd**1996****TOURNAMENT AT HOOVER, ALA.**

3	Tennessee	1	W
2	Florida	6	L
11	Kentucky	12	L

Won 1, Lost 2 - Finished 5th**1995****WESTERN DIVISION TOURNAMENT AT STARKVILLE, MISS.**

8	Alabama	9	L
14	Miss. State	6	W
7	Auburn	5	W
7	Arkansas	6	W
8	Alabama	9	L

Won 3, Lost 2 - Finished 2nd**1994****WESTERN DIVISION TOURNAMENT AT OXFORD, MISS.**

3	Alabama	2	W
6	Arkansas	4	W
3	Auburn	2	W
5	Auburn	4	W

Won 4, Lost 0 - Finished 1st**1993****WESTERN DIVISION TOURNAMENT AT BATON ROUGE, LA.**

6	Ole Miss	1	W
3	Miss. State	5	L
13	Arkansas	7	W
16	Auburn	5	W
7	Miss. State	3	W

Won 4, Lost 1 - Finished 1st



All-American Wes Grisham helped the 1990 Tigers collect an SEC-record 807 hits.



Trey McClure served as team captain of LSU's 1997 SEC Championship squad.

1992
TOURNAMENT AT NEW ORLEANS, LA.

7	Vanderbilt	2	W
8	Arkansas	1	W
1	Florida	3	L
5	Georgia	3	W
6	South Carolina	3	W
12	Florida	1	W

Won 5, Lost 1 - Finished 1st

1991
TOURNAMENT AT BATON ROUGE, LA.

8	Kentucky	7	W
8	Miss. State	2	W
1	Florida	7	L
9	Miss. State	4	W
4	Florida	8	L

Won 3, Lost 2 - Finished 2nd

1990
TOURNAMENT AT HOOVER, ALA.

6	Florida	4	W
17	Miss. State	8	W
13	Vanderbilt	5	W
1	Miss. State	3	L

Won 3, Lost 1 - Finished 1st (tie)
(championship game canceled due to rain; LSU and Mississippi State declared tournament co-champions)

1989
TOURNAMENT AT GAINESVILLE, FLA.

6	Georgia	3	W
6	Florida	8	L
5	Auburn	8	L

Won 1, Lost 2 - Finished 4th

1988
TOURNAMENT AT STARKVILLE, MISS.

7	Kentucky	9	L
7	Georgia	3	W
2	Florida	7	L

Won 1, Lost 2 - Finished 5th

1987
TOURNAMENT AT ATHENS, GA.

8	Auburn	9	L
4	Georgia	2	W
4	Kentucky	1	W
4	Auburn	2	W
3	Miss. State	13	L

Won 3, Lost 2 - Finished 2nd

1986
TOURNAMENT AT BATON ROUGE, LA.

10	Georgia	6	W
10	Alabama	7	W
8	Georgia	4	W

Won 3, Lost 0 - Finished 1st

1985
TOURNAMENT AT BATON ROUGE, LA.

6	Georgia	8	L
2	Florida	5	L

Won 0, Lost 2 - Finished 4th

1979
TOURNAMENT AT STARKVILLE, MISS.

5	Florida	2	W
5	Miss. State	12	L
1	Florida	5	L

Won 1, Lost 2 - Finished 3rd

1975

6	Georgia (H)	5	W
8	Georgia (A)	3	W

LSU won series 2-0 to claim SEC title

1968

4	Alabama (H)	6	L
---	-------------	---	---

Alabama won single-game playoff to claim Western Division title

1967

2	Ole Miss (A)	6	L
---	--------------	---	---

Ole Miss won single-game playoff to claim Western Division title

1961

4	Auburn (A)	3	W
6	Auburn (H)	5	W

LSU won series 2-0 to claim SEC title

SEC Postseason Record

YEAR	W	L	PCT.
2021	0	1	.000
2019	3	2	.600
2018	4	2	.667
2017	4	0	1.000
2016	3	1	.750
2015	2	1	.667
2014	4	0	1.000
2013	4	1	.800
2012	1	2	.333
2010	4	0	1.000
2009	5	1	.833
2008	4	0	1.000
2006	1	2	.333
2005	0	2	.000
2004	0	2	.000
2003	3	1	.750
2002	2	2	.500
2001	3	1	.750
2000	4	0	1.000
1999	1	2	.333
1998	1	2	.333
1997	3	1	.750
1996	1	2	.333
1995	3	2	.667
1994	4	0	1.000
1993	4	1	.800
1992	5	1	.833
1991	3	2	.600
1990	3	1	.750
1989	1	2	.333
1988	1	2	.333
1987	3	2	.600
1986	3	0	1.000
1985	0	2	.000
1979	1	2	.333
1975*	2	0	1.000
1968#	0	1	.000
1967#	0	1	1.000
1961*	2	0	1.000
Total	92	47	.662
Tournament only (1979-2021)	88	45	.662

* - SEC Championship Series
- SEC Western Division Playoff



The Tigers celebrate Bruce Baudier's perfect game in 1967 versus Alabama.

Bruce Baudier's Perfect Game

May 5, 1967 — Baton Rouge, La.
Second Game of Doubleheader

Alabama	AB	R	H	RBI	BB	SO	PO	A
Cargo, rf	3	0	0	0	0	1	1	0
Johnson, cf	3	0	0	0	0	1	0	0
Moss, 3b	2	0	0	0	0	0	0	2
Limbaugh, c	0	0	0	0	0	0	3	0
Holley, ph	1	0	0	0	0	1	0	0
McCorquodale, 1b	2	0	0	0	0	0	7	0
Trafenstedt, lf	2	0	0	0	0	1	0	0
Bailey, 2b	0	0	0	0	0	0	0	0
Fisher, 2b-ss	2	0	0	0	0	1	0	2
Ranelli, ss	1	0	0	0	0	1	0	2
Parker, lf	1	0	0	0	0	1	0	0
Harris, c	1	0	0	0	0	0	7	0
Brown, 3b	1	0	0	0	0	0	0	0
Glover, p	2	0	0	0	0	1	0	1
Totals	21	0	0	0	0	8	18	7

LSU	AB	R	H	RBI	BB	SO	PO	A
Morris, ss	3	0	0	0	1	2	0	2
Felps, 3b	3	0	1	0	0	2	1	0
Ogin, lf	3	0	0	0	0	2	2	0
Giles, c	3	1	0	0	0	0	8	0
Achord, 2b	2	1	1	0	1	1	1	2
Domingue, 1b	3	0	2	1	0	0	6	0
Abernathy, cf	1	0	0	0	0	0	1	0
Cockerham, ph	1	0	1	1	0	0	0	0
Tatum, cf	0	0	0	0	0	0	1	0
Bergman, rf	3	0	1	0	0	2	1	0
Baudier, p	2	0	0	0	0	1	0	2
Totals	24	2	6	2	2	10	21	6

Alabama 0000000—001
LSU 000101x—260

E-Moss. LOB-Alabama 0, LSU 8. 2B-Domingue. SB-Tatum. SH-Abernathy, Baudier.

Alabama	IP	H	R	ER	BB	SO
Glover (L, 5-7)	6	6	2	1	2	10
LSU						
Baudier (W, 6-4)	7	0	0	0	0	8

WP-Glover. PB-Harris. U-Wiggins, Knight. T-1:47. A-450.
(Baudier threw perfect game using 72 pitches.)

PERFECT GAME

OPPONENT	DATE	IP	H	BB	SO
Bruce Baudier 2-0 vs. Alabama	May 5, 1967	7	0	0	8

OTHER INDIVIDUAL NO-HIT GAMES

OPPONENT	DATE	IP	H	BB	SO
Fred Southerland 2-0 vs. Tulane	May 4, 1962	9	0	2	14
Van Quigley 1-0 at Tulane	May 7, 1966	7	0	4	4
Randy Wiles 3-0 vs. Rice	March 3, 1972	7	0	1	11
Bobby Landry 1-0 vs. Southern Miss	March 14, 1979	7	0	3	7
Jared Poche' 6-0 vs. Army	Feb. 18, 2017	7	0	0	4

INDIVIDUAL ONE-HIT GAMES

OPPONENT	DATE	IP	H	BB	SO
Dick Hicks 4-0 vs. Nicholls State	April 11, 1968	7	1	2	12
Randy Wiles 6-0 vs. Miss. State	April 13, 1973	7	1	3	6
Paul Stefan 4-0 at Alabama	April 12, 1976	7	1	0	5
Mike Alvarez 7-0 vs. Canisius	March 13, 1980	7	1	0	9
Clay Parker 5-1 vs. Navy	March 10, 1982	7	1	4	2
Guy Rutledge 3-0 vs. Auburn	May 30, 1983	7	1	5	6
Ben McDonald 10-0 vs. Florida	March 11, 1989	9	1	4	13
Mark LaRosa 5-0 vs. Texas A&M	Feb. 23, 1991	7	1	4	6
Brett Laxton 6-1 vs. South Carolina	March 27, 1993	7	1	4	10
Brian Winders 2-1 at Ole Miss	April 15, 1995	9	1	2	9
Patrick Coogan 7-1 vs. Ole Miss	April 18, 1997	9	1	0	15
Ben Alsup 8-0 vs. Ole Miss	May 29, 2010	7	1	2	7

INDIVIDUAL TWO-HIT GAMES

Randy Wiles	
0-1 vs. Ole Miss	March 22, 1973
2-1 vs. Kansas State	March 16, 1972
1-0 vs. Northeast Louisiana	March 26, 1970
Wally McMakin	
5-1 vs. Memphis State	March 9, 1973
Tom Charpentier	
2-1 vs. Ole Miss	March 29, 1975
4-0 vs. Ole Miss	April 26, 1974
Mike Lloyd	
1-0 vs. Auburn	March 25, 1978
Jim Uremovich	
1-0 vs. Auburn	March 26, 1978
Chuck Voorhies	
3-0 vs. Northwestern State	April 26, 1978
Mike Alvarez	
4-0 vs. Southwestern Louisiana	Feb. 19, 1979
1-0 at Ole Miss	March 11, 1979
Mike Lloyd	
11-2 at Ole Miss	March 11, 1979
Jerry Powell	
3-0 vs. Northeast Louisiana	March 26, 1979
Ronnie Robbins	
4-3 at Southeastern Louisiana	April 20, 1983
Cal Santarelli	
3-1 vs. Northeast Louisiana	April 27, 1983
Gregg Patterson	
5-1 vs. Louisiana Tech	May 2, 1985
Robbie Smith	
5-0 vs. Auburn	May 4, 1985
Ben McDonald	
7-1 vs. UCLA	March 27, 1988
Lloyd Peever	
7-0 at Tulane	March 11, 1992
4-1 at South Carolina	March 21, 1992
Brett Laxton	
4-1 at Tennessee	April 3, 1993
Brian Tallet	
6-0 at Vanderbilt	March 17, 2000
Louis Coleman	
5-0 at Arkansas	May 2, 2009
Aaron Nola	
2-0 vs. Oklahoma	June 7, 2013



Gene Achord


Following is a list of all-time LSU Tiger Baseball varsity letter winners. The LSU Sports Information Office will appreciate your assistance in correcting any errors. Current players are listed in bold.

A	
ABELL, P.T.	1905-06
ABERNATHY, S.	1965-66-67
ACHORD, Gene	1962-63-64
ACHORD, Jack	1966-67
ADAMS, Bryce	2016-17
ADCOCK, Joe Bill	1947
ADKINS, Ken	1949
AINSWORTH, Kevin	1994-95
AINSWORTH, Kurt	1998-99
ALBRIGHT, J.G.	1907-08-09-10
ALBRITTON, Jason	1996-97-98
ALDRIDGE, Randall J.	1974-75
ALFORD, Jeremy	2001
ALLEN, Gary	1976-77-78
ALLMEN,	1905
ALMAGUER, Pete	1979-80
ALSTON, F.H.	1928-29
ALSUP, Ben	2008-09-10-11
ALVAREZ, Mike	1979-80
AMEDEE, Lynn	1961-62
ANASTASIO, Charles	1939-40-41
ANDREWS, David	1976-77-78
ANTONINI, Adrian	1991-92-93-94
ARDIZONE,	1932
ARDOIN, Shane	2007-08
ARNOLD, Zach	2020-21
ASSEFF, A.	1932
AYCOCK, Jerry	1950-52-53

B	
BABIN, L.W.	1919-20-23
BAGLEY, Wade	1994-95
BAILEY, John	1961
BAILEY, Sid	1943
BAIN, Austin	2015-16-17-18
BAIRD, A.W.	1916
BALDWIN, A.W.	1908
BALDWIN, Clyde	1947
BANKSTON,	1911
BARASH, Michael	2013
BARBIER, Blair	1997-98-99-2000
BARBIN,	1897
BARFIELD, Billy,	1958-59-60
BARHAM, G.E.	1926
BARTEET, Donald	1968
BARFIELD, T.	1954-55-56-57
BARKEMEYER, Brian	1980
BARKER, Sean	2001-02
BARTEL, Darrin	1986
BARTON, Jim	1950-51-52
BASS, Brad	2004-05
BAUDIER, Bruce	1966-67
BAUDIN,	1929



Albert Belle




Harry Berrios

BAUER, Tim	1991-92
BAUER, W.D.	1909
BAUMAN, J.	1929-30-31
BAZDWIN, A.	1908
BEARD, J.	1983
BECK, Matthew	2017-18-19-20-21
BECKNELL, F.J.	1942
BECNEL, Morris	1937
BEERBOHM, Kyle	2007-08
BELLE, Albert	1985-86-87
BELLE, Terry	1986-87-88
BELOSO, Cade	2019-20-21
BENITEZ,	1913
BENNETT,	1899
BENNETT, Bryon	1997-98
BENOIT, R.L.	1918-19
BENSAL, Julius	1948-49
BERARDI, Scott	1992-93-94-95
BERG, Andy	1987-88
BERGERON, L.A.	1914
BERGMAN, Russell	1967-69
BERNHARDT, Tom	1994-95-96-97
BERRIOS, Harry	1991-92-93
BERRY,	1903
BERRY, Kevin	1989
BERRY, Kevin	2011-12-13
BERTHELOT, Eric	1994-95-97
BERTUCCINI, Paul	2007-08-09-10
BETHEA, Scott	1990
BETTS, Mike	1984
BIANCO, Drew	2019-20-21
BIANCO, Mike	1988-89
BISLAND, R.B.	1923-24
BLACK, Douglas	1972-73
BLAIR, Buddy	1933-34-36
BLACK, Jack	1931
BLACKWELL, Tiger	1992
BLANCHARD, A.E.	1918-19
BLANCHARD, B.O.	1907-10
BLANCHARD, E.	1950-52-56-57
BOGANY, Jarred	2006
BOLIN, D.C.	1914
BOLLMAN, Steve	1975-76-77-79
BONADONA, M.	1981-82-83-84
BONURA, Michael	2004-06
BONVILLAIN, Brent	2012-13
BONVILLIAN, H.E.	1913
BOONE, J.R.	1922-23-24
BOOTE,	1913
BORDELON, S.A.	1901-02-03
BORDEN, W.	1939
BOUDREAUX, A.T.	1977
BOUDREAUX, Brian	1977
BOUDREAUX, Scott	1986
BOUMAN, Kyle	2014-15
BOURGEOIS, A.	1958-59-60
BOURGEOIS, Christian	1998-99
BOURGEOIS, Joey	2010-12-13
BOWDEN, G.	1954-55
BOWDEN, Ken	1951(Manager)



Pete Bush




Mark Cooper

BOWE, Brandon	1998-99
BOWIE, Jim	1986
BOWLES, Justin	1995-96
BOWMAN, S.S.	1930-31-32
BOX, Alex	1942
BOZEMAN, Kellen	2007
BRADFORD, Jared	2007-08
BRADSHAW, Daniel	2008-09-10-11
BRADY, Alex	2021
BRANT, Chris	1981-82
BRAUD, John	1963-64
BREAUX, Brennan	2016-17
BREAUX, E.	1937-38
BREGMAN, Alex	2013-14-15
BRIAN, Billy	1999-00-01-02
BRIGANTE, V.	1919-20-21-22
BRIGHT, Bill	1970
BROSCHOFISKY, Steven	2006-07
BROTHERTON, Paul	1939-40
BROUSSARD, Joe	2011-12-14
BROUSSARD, Brandt	2018-19
BROUSSARD, Burke	1985-86
BROUSSARD, Ed	1930
BROUSSARD, H.	1903
BROUSSARD, Marty	1940-42-44
BROUSSARD, Y.	1937
BROWN, J.E.	1931
BROWN, Jordan	2008
BROWN, L.P.	1929-31
BROWN, Lefty	1941
BROWN, R.	1933-34-35
BROWN, Thomas	1969
BROWNELL, C.R.	1909
BRUCE,	1905
BRUMFIELD, Victor	1999-00-01
BRYAN, A.	1937
BRYAN, Redfield	1957-58
BUGG, Parker	2014-15-16
BUMSTEAD, Nate	2003-04
BURCH, Dale	1970-71-72
BURLEIGH, C.	1938
BURLEY, C.	1939-40
BURNS, Craig	1969-70-71
BURT, Jim	1957
BUSH, Nick	2017-18
BUSH, Pete	1987-88-89
BUTEAU, Rhett	2002-03-04-05
BUTLER, Taylor	2013
BYRD, Grayson	2015
BYRD, Paul	1989-90-91
BYRD, Ryan	2006-07-08-09

C	
CABRERA, Daniel	2018-19-20
CAHILL, Chris	2005-06
CAIN, Nolan	2006-07-08-09
CALA, Craig	1988-89
CALDWELL, J.B.	1910
CALHOUN, S.L.	1925-27
CALHOUN, T.C.	1932-33-34
CALLENDAR, D.	1935-36-37
CARAWAY,	1918
CARR, A.J.	1922-24
CARRIERE, O.P.	1923-24-25-26
CARTWRIGHT, Alden	2014-15-16
CARVELLO,	1941
CARVILLE,	1897-98
CASHIO, John	1973-74-75-76
CASTANEDA, Danny	1981
CAVELL, Leo	1945
CAVETT, J.R.	1917-18-19
CERVENKA, Chris	1982-83
CERVENKA, Craig	1980-81-82-83
CHAMBERLAIN, Matt	1991-92-93
CHAMBERLAIN, W.B.	1899
CHAMPAIGN, E.	1929-30-31-32
CHARPENTIER, Tom	1974
CHATELAIN, Don	1963-64
CHILDRESS, J.	1937-38
CHINEA, Chris	2013-14-15
CHOATE, Jimmy	1952-53-54-55

CHURCHILL,	1924
CHURCHILL, C.S.	1915-16
CLARK, Matt	2008
CLARK, Ned	1950-52-53
CLARK, T.	1958
CLARK, Tim	1990
COATES, Ray	1947-48
COCKERHAM, Richard	1967-68-69
COHEN, Mike	1984
COLE, C.G.	1900
COLEMAN, C.	1965
COLEMAN, Louis	2006-07-08-09
COLEMAN, Pete	1966
COLEMAN, Javen	2021
COLEMAN, W.	1947-48-49
COLLAZO,	1944
COLLINS, Albin	1968
COLLINS, J.	1928
COLLINS, Steven	1970-71-72-73
COLUMBUS, Jason	2002
COLVIN, Matt	1998
COMEAX,	1900
COOGAN, Patrick	1995-96-97
COOK, Bill	1964-65-66
COOK, Keyaan	1991
COOLEY, Chad	1993-94-95-96
COOMES, Nick	2017-18
COOPER, E.	1929
COOPER, H.	1905
COOPER, Mark	1983-84
COPPONEX, Buddy	1938
CORCORAN, Roy	2001
CORDANI, Rich	1990-91
CORDARO, Emile	1978
COSTA, Billy	1940
COSTELLO, Chase	2019-20
COSTELLO, Vinnie	1984-85
COTTEN, Bobby	1963
COTTON, Chris	2010-11-12-13
COUVILLION, Ray	1944
CRAIN, Barry	1966-67
CRAFT, Carl	1981
CRANFORD, Collier	2020-21
CRESS, Walker	1938-39
CRESE, Brad	1997-98-99-2000
CREWS, Dylan	2021
CRITZER, Bob	1947
CROSWELL, M.	1975-76-77-78
CROUERE, J.	1939-40-41
CUNNINGHAM, Dave	1987
CUNNINGHAM, Kirk	2011
CUNTZ, Casey	1996-97
CUNTZ, Pat	1984-85
CUNTZ, Warren	1981-82-84

D	
DABADIE,	1903
DABADIE, F.	1909
DAIGLE, Lester	1956
DALTON, Josh	1998-99
DALY, Mike	1998-99-2000
DANA, J.	1938-39-40
D'AQUIN, Richard	1949
DARDAR, Chase	2005-06
DARK, Al	1943
DARSEY, J.H.	1926
DASPIIT, A.P.	1897-98-99
DASPIIT, C.	1895
DAUGHERTY, Brian	1994-95-96-97
DAVID, Brad	2000-01-02
DAVIS,	1909
DAVIS, Sam	1951
DAVIS, Taylor	2008
DAVIS, Wes	1997-98
DAVIS, Will	2004-05-06-07
DAWSON, O.H.	1914
DAWSON, Trey	2016
DEAN, Blake	2007-08-09-10
DEAN, Dakota	2014
DeHART, Jarret	2014



Andy Galy

DEICHMANN, Greg 2015-16-17
 DELAFIELD, G. 1937-38
 DELATTE, Irwin 1953-54-55
 DELATTE, Wet 2010
 DELAUNE, Kenneth 1974
 DELGER, Lawrence 1968
 DEMONT, Tommy 1961-62
 DEMOUY, Chris 1996-97-98
 DERE, Al 1947
 DETERMANN, Jason 2003-04-05
 DEUTSCHMANN, Lou 1955
 DEVAL, Hunter 2013-14-15-16
 DEWEY, Duane 1979
 DEXTON, Ames 1970
 DIAL, Wiley 1961-63
 DICKEY, 1929
 DIDIER, Beau 2010-11-12
 DIDIER, Mel 1947

DIGIACOMO, Giovanni 2019-20-21
 DILIBERTO, Bobby 2004
 DIMMICK, O. 1925
 DIRKS, Clay 2004-05-06-07
 DISHON, Johnny 2008-10
 DIXON, John 1984-85
 DIXON, L.C. 1936
 DOGGETT, Al 1952-53
 DOIRON, Mark 1979
 DOLBY, 1912
 DOMANGUE, Brady 2014-15
 DOMILISE, Jerry 1947
 DOMINGUE, Johnny 1967
 DONATHAN, Billy 1981-82
 DONAHUE, 1903
 DOUGHTY, Braden 2018-19-20-21
DOUGHTY, Cade 2020-21
 DOUGHTY, Richard 1989
 DOUGLAS, James 1972
 DOZAR, Grant 2009-10-11-12
 DREW, A.S. 1917-18
 DREW, H.C. 1807
DROST, Brody 2021
 DROUILHET, 1902
 DRUDE, Leonard 1954-55-56-57
 DUCHIN, C. 1893-95
 DUCOTE, Cody 2016
 DUGAS, C.J. 1921-22-23-24
DUGAS, Gavin 2019-20-21
 DUGAS, J. 1917-18
 DUNCAN, Trae 2001
 DUNN, Nathan 1994-95-96
 DUPLANTIS, Antoine 2016-17-18-19
 DUPLANTIS, Brad 1986
 DUPONT, 1912
 DYKSTRA, Jimmy 2011

E
 EADES, Ryan 2011-12-13
 EARNHART, Clint 1997-98-99
 EDGE, Evan 1973
 EDMONSON, Larry 1961-62
 EDMUNSON, E. 1932
 EDWARD, Alex 2010-11-12-13
 EDWARDS, Daniel 1988
EDWARDS, Garrett 2021
 ENGLISH, Eric 2005
 ERDMAN, Charlie 1938-39-40
 ESCOBAR, Rene 2008
 ESNARD, H. 1901
 ESNARD, M. 1900-01-02
 ESPINOSA, Phil 1989
 ESTEVES, Jake 1996-98
 EVANS, 1903
 EZELL, Billy 1965

F
 FAIRCLOTH, Jordan 2003-04-05
 FALGOUT, R. 1956 (Manager)
 FALKENHEINER, F. 1958-59
 FANCHER, P.D. 1917-18
 FARNSWORTH, Kevin 2007-08-09
 FARIZO, Richard 1968-69-70-71
 FARMER, Louis 1969-70-71-72
 FATHERREE, Jesse 1934-35-36
 FAUCHEUX, Henri 2014
 FAULKNER, Craig 1984-85-86-87
 FEDUCCIA, Hunter 2018
 FELPS, Irwin 1967-68
 FENET, A. 1930
 FERRARA, Greg 1973-75
 FETZER, Bobby 1950
 FETZER, Ed 1950
 FETZER, John 1944
 FIELD, Jimmy 1962
 FIELDS, Arby 2012
 FIFE, Bob 1938
 FITTERER, Scott 1995
 FLOWERS, Bob 1958-59-60
 FLOYD, J.C. 1920
FLOYD, Ty 2021
 FLUKER, H.V. 1914
 FLYNN, A., "Bill" 1933-34

FONTENOT, Devin 2018-19-20-21
 FONTENOT, Greg 1986
 FONTENOT, Mike 2000-01
 FONTENOT, Steve 1979-80
 FORBES, Willie 1986-87
 FORRER, Daniel 2006
 FORREST, T.J. 2007
 FORSHAG, Trent 2016
 FORTIER, F.R. 1914
 FOSTER, Jared 2012-13-14-15
 FOURMY, J.M. 1902-03
FOWLER, Michael 2021
 FRALEY, Jake 2014-15-16
 FRANCIONI, J.B. 1910-13
 FRANK, Steve 1972-73-74-75
 FREDERICK, Blair 2017
 FREEMAN, Cole 2016-17
 FREIDHOF, Bill 1981-82
 FRENCH, Shawn 2003
 FREIRE, J. 1983
 FREIRE, 1903
 FURBUSH, Charlie 2007
 FURNISS, Eddy 1995-96-97-98
 FURY, Matt 2010-11
 FURY, Nate 2013-14

G
 GALE, Mark 1980
 GALLIOT, 1898
 GALY, Andy 1986-87-88
 GARCIA, Luis 1989-90-91
 GARIDEL, Jamin 1998-99-00-01
 GARIDEL, Jeff 2007
 GARRETT, Forrest 2011
 GARRISON, G. 1929
 GARRITY, Pat 1989-90-91
 GARZA, Saul 2019-20
 GASPARD, Mitch 1984
 GAUDET, Matt 2008-10
 GAUSMAN, Kevin 2011-12
 GAUTREAU, Cade 2007
 GAYLE, F.L. 1910-11-13
 GENUSA, Francis 1960-61-62
 GEORGE, Aaron 2019-20-21
 GEORGE, Steve 1962-63-64
 GERMAN, Bobby 1944
 GIAMBRONE, D. 1976-77-78
 GIBBS, B.B. 1908
 GIBBS, Micah 2008-09-10
 GILBERT, Caleb 2016-17-18
 GILBERT, Pete 1923-25-27
 GILHULY, Ed 1981-84
 GILES, Tommy 1967-68
 GILL, Blake 2002-03-04-05
 GLAMP, Joe 1943
 GLENN, Cody 2012-13-14
 GODFREY, Jake 2015
 GODFREY, L.T. 1926-27-28
 GOLDEN, Jack 1942-47
 GOMEZ, Hunter 1999-2000
 GOODWIN, Will 2006
 GOODY, Nick 2012
 GORINSKI, Walt 1941-42-43
 GOSSEVAND, M.A. 1912-13-14
 GOURRIER, Bat 1932
 GOYER, C.W. 1905-06-07-08
 GRACE, Bryan 1999
 GRAHAM, Mike 1990-91-92
 GREELY, Jim 1992-93
 GREENE, Rick 1990-91-92
 GREGORY, Paul 1979
 GREMILLION, E. 1944-47
 GREEVENBURG, J.H. 1926-28
 GRISHAM, Wes 1989-90
 GRUVER, Matt 1988-89
 GUESSFIELD, James 1974
 GUGLIELMO, Carey 1958-59-60
 GUIDROZ, Lukas 2002
 GUIDRY, Weylin 1999-00-01-02
 GUILLORY, Dan 1996-97-98
 GUNTER, Rye 2019-20
 GUTHRIE, Mark 1984-85-86-87

H
 HAHN, Dustin 2002
 HALE, Conner 2014-15
 HALL, C.C. 1908
 HALL, Fred 1941-42-43
 HALL, Jim 1942-43
 HAMILTON, F.S. 1910-11-12
 HAMILTON, J.D. 1915-19
 HAMILTON, J.J. 1914-15
 HAMILTON, O.B. 1903
 HAMITER, 1918-19
 HAMMETT, B. 1938-39-40
 HAMPTON, Jeff 1994-95
 HAMPTON, Maurice Jr. 2020
 HAMPTON, T. 1959
 HANLEY, W.B. 1920-21
 HANNA, Billy 1949-50-51
 HANOVER, Tyler 2009-10-11-12

HANSON, E. 1923
 HANSON, R. 1923
 HARE, Gerald 1956
 HARRELL, Jeff 1979-81
 HARRIS, Bryan 2005
 HARRIS, Cedrick 1998-99-2000
 HARRIS, Clay 2002-03-04-05
 HARRIS, Jeff 1994
 HARRIS, Sulcer 1943
 HARRIS, Will 2003-04-05-06
 HARRISON, 1900
 HARTWIG, Rob 1986-87
HASTY, Jacob 2020-21
 HATHORN, Jim 1977-78-79
 HAWPE, Brad 1999-2000
 HAYDEL, Buzzy 2006-07-08-09
 HAYDELL, Dick 1963-64
 HAYNIE, G. 1939-40-41
 HAZLIP, S.W. 1913
 HEARD, J. 1898-1900
 HEARD, W. 1932-33
 HEATH, J.L. 1925-26-27
 HEATH, Matt 2001-02
 HEBERT, A.W. 1914-15-17-18
 HEBERT, C.J. 1905-06
 HEBERT, Derek 2004-05
 HEBERT, E.B. 1911
 HEBERT, Jim 1944
 HEBERT, R.A. 1942
 HECKER, D. 1939
 HEDGES, Lee 1949-51
 HEDRICK, B. 1939
 HELENHIL, Derek 2008-09
HELLMERS, Will 2021
 HELVESTON, O. 1934-35-36
 HEMPHILL, James 1996
 HENDRICKSON, Eric 1999
 HENDRIX, J. 1928-29-30
 HENNER, Thomas 1968-70
 HENRY, Cole 2019-20
 HERBST, Jack 1942
 HERNANDEZ, Courtney 1998
 HEROMAN, 1899
 HERRING, P.S. 1922
 HERRY, David 1990-91-92
 HESS, Zack 2017-18-19
 HETZEL, Eric 1985
 HERTZOG, M. 1915
 HICKS, Richard R. 1967-68
 HIGGINS, Danny 1997-98
 HIGHTOWER, C.W. 1910-11
 HIGHTOWER, Gerald 1942
 HILBORN, W.B. 1924
 HILL, Aaron 2001-02-03
 HILL, D. 1959
 HILL, Jaden 2019-20-21
 HILL, Justin 2001-02
HILLIARD, Ma'Khail 2018-19-20-21
 HILLMAN, W.A. 1906-10
 HINES, L. 1938
 HOAGLUND, Walter 1967-68-69
 HOCHENDEL, B.F. 1905-08
 HODGES, A.T. 1943
 HODGES, Trey 1999-2000
 HOLCOMBE, M. 1938
 HOLDEN, T.D. 1929-30-31
 HOLLANDER, Michael 2005-06-07-08
 HOLLINGSWORTH, G. 1972-73-74-75
 HOLMES, 1913
 HOLT, J.C. 2002-03-04
 HORTON, Conan 1996-97
 HORWATH, Matt 2004
 HOSKINS, Dick 1943-44
 HOVER, Don 1956-57
 HOWARD, Tommy 1950-52-53
 HOWELL, R.B. 1910-11-12
 HOWIE, Mark 1982-83-84
 HUFFMAN, Ryan 1993-94
 HUGHES, Hal 2018-19-20
 HUMPHREY, N. 1934-35-36
 HUMPHRIES, Steve 1981
 HUNDLEY, F. 1936-38-39
 HUNSICKER, 1935
 HUNSICKER, G.R. 1905-06
 HUNT, C. 1934-35-36
 HUNT, E.C. 1948 (Manager)
 HUNT, Will 1992-93
 HUNT, William 1968-69
 HUSBAND, Frank 1952-53
 HYMEL, Gary 1988-89-90-91


I
 IBARRA, Christian 2013-14
 IRWIN, 1934
 IVES, C.A. 1919-20-22

J
 JACKSON, 1924
 JACKSON, Chris 2005-07
 JACKSON, J.S. 1914-15
 JACKSON, Kenny 1992-93

JACKSON, Matt 2007
 JACOBS, 1939
 JAMES, 1936
 JAMES, H. 1913
 JENSEN, Ty 2003-04
 JEWELL, Wylie 1948-49
 JOHNSON, Douglas 1950-52
 JOHNSON, Eric 1986
 JOHNSON, Phil 1938
 JOHNSON, Phillip 1966
 JOHNSON, R.E. 1912
 JOHNSON, Russ 1992-93-94
 JOHNSON, Tookie 1988-89-90-91
 JOHNSTON, Ronny 1957-58-59
 JONES, C. 1942
 JONES, Chad 2009
 JONES, Forest 1981-82
 JONES, JaCoby 2011-12-13
 JONES, L. 1920-21-22
 JONES, R.D. 1924-25-26
 JONES, Tyler 2011
 JORDAN, Beau 2015-16-17-18
 JORDAN, Bryce 2015-16-18
 JORGENSEN, Ryan 2000
 JOSEPH, Gary 1981-82-83
 JOVETT, M. 1929-30-31
 JUDICE, Frank 1974-76-77
 JUNE, 1916

K
 KAMINER, Brandon 2020-21
 KARCHER, Kevin 1979-80
 KARP, Dan 1981-82
 KATZ, Mason 2010-11-12-13
 KAVANAUGH, K., Sr. 1938-39-40
 KEIGLEY, Gerald 1971-72-73
 KEISLER, Randy 1998
 KELLER, J. 1932-35
 KELLER, Nolan 1963
 KELLY, A.H. 1906
 KENDA, J. 1936-37
 KENNEDY, R.M. 1900-01-02-03
 KEOWEN, Kade 2006
 KIEL, Hunter 2017
 KING, J.D. 1928
 KING, L. 1938-39
 KINCAID, Steve 1984
 KIRKPATRICK, H.L. 1931-32-33
 KIRKWOOD, M.H. 1908
 KIRKWOOD, W.H. 1907
 KITCHENS, G. 1958
 KITE, Dan, 1986-87-88
 KIZER, R.C. 1922-23
 KLOSTERMEYER, Mike 1995
 KLOVEKORN, Henry 1977
 KLING, Alonzo 1954-55-56
 KLUG, Kenny 1976-77
 KNIGHT, G. "Red" 1944-45-46-47
 KOERNER, Mike 1995-96-97
 KODROS, John 2018
 KOPPEN, Paul 1973
 KOUNS, Sinclair 1948-49
 KOZIMINSKI, M. 1958 (Manager)
 KUNDERT, R. 1931-32
 KUPPER, Scott 1988

L
 LABAS, AJ 2018-20-21
 LACROIX, 1895
 LAGARRIGUE, Michael 2020
 LAGROUE, Fred 1984
 LAIRD, Mark 2013-14-15
 LAMARCHE, Will 2013
 LANDRY, 1920-22
 LANDRY, H.E. 1900-02-03
 LANDRY, L.L. 1934-35-36
 LANDRY, Leon 2008-09-10
 LANDRY, R.J. 1914
 LANDRY, Robert 1978-79-80
 LANDRY, Wynn 1981
 LANGE, Alex 2015-16-17



Stan Loewer



Lyle Mouton


LANIER, Tim	1993-94-95-96
LANIER, W. "Fido"	1924-28
LANOUX, Marty	1985
LARA, Robert	2006-07
LARKIN, M.	1930-31
LaROSA, Mark	1988-89-90-91
LaROSE, Randy	1986-87
LARSON, Brandon	1997
LARSEN, E.	1937
LaSUZZO, Zach	2010
LATZ, Jake	2016
LAWRIE, Joe	1935
LAXTON, Brett	1993-94-95-96
LEAKE, Robert	1966-68
LEARY, Rob	1985-86
LEAUMONT, Jeff	1998-99
LEBLANC,	1901
LEBLANC, Danny	1963
LEBLANC, P.O.	1909-10
LEE, Bill, Jr.	1953-54-55
LEE, Michael	1967-68-69
LEGUIN, F.G.	1919-20
LEMAHIEU, DJ	2008-09
LEMAK, Charlie	1937
LEONARDI, Antonio	1994-96-97
LESAGE,	1897
LESHER, L.R.	1911
LESKANIC, Curtis	1989
LESUEUR, G.B.	1897-98-99-1900
LEWIS, Jason	2007
LEWIS, Joe	1987
LEWIS, Philip	1969-70
LEWIS, W.F.	1895
LIM, Ron	1989-90
LINDEN, Todd	2001
LINDSEY, Clyde	1947
LINDSEY, James	1949-50-51
LINDSEY, Ken	1976-77
LIPARI, Jeff	1998-99-00
LIUZZA, Matt	2003-04-05-06
LLOYD, Mike	1977-78-79-80
LOCHRIDGE, O'Neal	2016
LOCKBAUM, Emile	1935-36-37
LOE, S.R.	1914
LOEWER, Stan	1984-85-86-87
LOFTICE, Jeremy	1999-00
LOFTIN, R.	1958
LOFTIN, W.	1958-59
LOMAX,	1943
LOMBARD,	1903-05
LONERO, Tony	1980-81
LORIO, Dennis	1973-74
LOWERY, Mike	2011
LOWRY,	1921

M	
MADDOX, Michael	1968-69
MADDOX, Steven	1971
MADERE, E.L.	1906
MADISON, Dave	1941-42-43
MAINIERI, Paul	1976
MAGUIRE, W.S.	1893
MAHTOOK, Mikie	2009-10-11
MAILHOS, Joseph	1956-57-58
MALEJKO, Matt	1993-94
MALL, Kyle	1990
MANGHAM, H.E.	1906-07-08
MANTRANA, Manny	1984-85
MANUEL, Barry	1986-87
MARCEAUX, Landon	2019-20-21
MARCHAND, Jerry G.	1952-53
MARIANO, Bobby	1979-80
MARQUETTE, G.H.	1921-22-23-24
MARRERO, F.	1922-23-24-25
MARTIN, Blake	2008
MARTIN, D.A.	1909-10-11
MARTIN, J.H.	1909-13
MARY, S.E.	1905-09
MASON, C.C.	1926-27-28
MASON, F.	1919



Mike Sonderegger

MATHEWS, Spencer	2009
MATHIS, Brock	2019
MATHIS, Zack	2020
MATLOCK, O.	1937
MATTA, L.	1911-12-13
MATULIS, Chris	2009-10
MAY, Ryan	2015
MAYER, Jordan	2005-06-07
McARDLE, Benny	1951-52-53
McBRIDE, Billy	2000-01
McBRIDE, W.E.	1920-21-22
McCABE, Bhrett	1992-93-94-95
McCALL,	1899
McCALL, Malcolm	1951-52-53
McCALL, Malcolm, Jr.	1976
McCANN, M.G.	1925-26-27
McCLUNG, H.	1958
McCLURE, Trey	1996-97-98-99
McCOLLUM, A.M.	1909-1910
McCOLLISTER, E.P.	1914-15
McCUNE, Kurt	2011-12-13-14
McDADE,	1921
McDONALD, Ben	1987-88-89
McDONALD, William	1949-50-51
McDONOUGH, Bob	1937-38
McDOWELL, Red	1940-41-42
McDUFF, C.E.	1924-25
McELROY,	1937
McGHEE, Chris	2006-07-08-09
McKAY, Cole	2016
McKAY, Thomas	1968
McKEOGH, Mike	1959-60
McKNIGHT, J.B.	1898
McKNIGHT, R.E.	1897-98
McKNIGHT, S.	1895-97
McMAKIN, Wally	1973-74-75-76
McMULLEN, Sean	2013-14
McMURRAY, Heath	2000
McMURRAY, J.L.	1930
McMURRAY, Dick	1952-53-54
McNEESE, O.W.	1901
McSWEENE, "Red"	1944
MEADORS, W.F.	1915
MEEKER,	1901
MEIER, Justin	2003-04-05
MEINERS, Vaughn R.	1975-76
MELANCON, Joseph	1971-72
MENEFEE, J.	1932-33
MERCER, J.	1912
MESSA, R.H.	1905
MESTEPEY, Lane	2001-02-04-05
MICHAELIS, Billy	1944-47-48
MILAZZO, Alex	2020-21
MILEY, Mike	1972-73-74
MILLAS, Theo	2021
MILLER, David	2002
MILLER, H.	1934-35
MIRE, G.	1948
MITCHELL, Jared	2007-08-09
MITTS, Lester	1961
MIXON, Wallace	1959-60
MOFFITT, Clay	2018-19
MONEY, Blake	2021
MONSOUR, E.	1933
MOOCK, Chris	1988-91-92
MOOCK, Gregg	1991-92
MOOCK, J.	1940-41-42
MOOCK, Joe	1964-65
MOOCK, Michael	1969-70-71
MOOCK, Pat	1972-73-74-75
MOORE, Bryan	2001
MOORE, Jeramie	1994-95-96
MOORE, Tyler	2012-13-14
MORAN, Tim	1984
MOREL, Harry	1963-64-65
MOREL, Tommy	1999-2000
MORGAN, George	1983-84
MORGAN, Tre'	2021
MORMANN, Mitch	2010
MORRIS, Lyndon	1966-67



Cal Santarelli

MORRIS, O.L.	1915
MORRIS, Warren	1994-95-96
MORSE, John	1982-83
MOSES, Chip	1980-81
MOUTON, Lyle	1990-91
MOYSEE,	1905
MULA, Jared	1990-91-92
MULSHENOCK, Ken	1982-83
MUNGER, David	1969-70-71-72
MURDOCK, Mike	1981-83-84
MURPHY, Gene	1948-49-51
MURRAY, S.	1930

N	
NACCARATA, Ivan	2003-04
NAFF, Frank,	1959-60-61
NALL, Brandon	2005
NAQUIN, Greg	1987-89
NATTIN, George	1960
NAVARRO, G.B.	1900
NEAL, Mike	1991-92-93
NERONI, Kevin	1977
NEUMANN, Leonard	1965
NEWMAN, Donald	1976
NEWMAN, Hunter	2013-15-16-17
NICHOLSON, Jordan	2008-09
NOLA, Aaron	2012-13-14
NOLA, Austin	2009-10-11-12
NOLAN, J.	1936
NOLAN, R.	1937
NORMAN, Doug	2015-16-17
NOWAK, Brandon	2018
NUGENT, Tim	1998-99-00-01
NUNALLY, Michael	1969-71-72

O	
OCHINKO, Sean	2007-08-09
O'DONOGHUE, John	1988-89-90
OGATA, Jason	2006
OGEA, Chad	1989-90-91
OGIN, Steve	1967-68
OLEXY, Keith	1974
OLIVERIO, John	1974
OLIVIER, L.A.	1899-1902
OLSEN, Eddie	1977-78-79-80
OLSON, Randy	1979-80
OLVEY, Derik	2006
O'ROCK, Don	1979
OSER, F.	1937-38
OSHESKIE, Dan	1981
OSIK, Keith	1988-89-90
OTT, Matty	2009-10-11
OWEN, Chet	1947

P	
PADRON, J.P.	2005
PAINICH, Joey	1996-97
PALMER, Ed	1943
PAPAJOHN, Mike	1986-87
PAPIERSKI, Michael	2015-16-17
PARKER, Clay	1982-83-84-85
PARSONS,	1947
PATTERSON, Gregg	1985-86-87
PATTERSON, Ryan	2003-04-05
PAYER, Luther	1951
PAYNE, Bobby	1979
PEARCE, Chris	1994
PEEVER, Lloyd	1992
PEGUES, W.T.	1900-01
PEMBERTON, Craig	1969-70-71-72
PERKINS, A.M.	1913-14
PERSON, Zac	2014-15
PETERSEN, Taylor	2018
PETERSON, Samuel	2011
PETERSON, Stuart	2008
PETERSON, Todd	2017-18-19
PETIT, A.E.	1899
PETRONE, Andy,	1981-82
PETTIS, J.	1954-55
PETTIT, Bo	2000-01-02-03

PHILLIPS, Chris	2001-02
PIPES, B.N.	1907
PISTORIUS, Jerry	1952-53
PITCHER,	1915
PITCHER, Bill	1923-24-25
PITTMAN, J.C.	1934
PLEASANT, R.G.	1893-95
POCHE', Jared	2014-15-16-17
POCHE, Jim	1961-62
POERSCHKE, Fred	1953 (Manager)
POLOZOLA, Frank J.	1961-62
POLOZOLA, Keith	1996-97
PONTIFF, Nicholas	2006-07-08-09
PONTIFF, Wally	2000-01-02
PORETTO, Chuck	1940-41
POSTELL, F.K.	1915-17
POSTELL, W.D.	1916
POWELL, Evan	2012
POWELL, Jerry	1979-80
POURCIAU, Danny	1983-84
POURQUE, Conrad	1969
PRICE, V.	1925-26
PURDY, Kenneth	1956
PURVIS, Don	1959

Q	
QUIGLEY, Van	1964-65-66

R	
RADOVICH, R.	1940
RAGGIO, Cecil	1961
RAMIREZ, Edgar	2005-06
RAMSEY,	1902-03
RANAUDO, Anthony	2008-09-10
RANTZ, Ronnie	1991-92
RAYMER, David	2001-02
RAYMOS, George	1944
REBOULET, Jeff	1985-86
REED, Michael	2010
REESE, Stan	1995
REESE, Will	2017-18
REID, Chris	2016-17-18-19
REYMOND, R.P.	1905-06-07
REYNOLDS, Russell	2013-15-16-17
RHODEN, Robert	1976-77
RHYMES, Raph	2011-12-13
RHYMES, Ray	1954-55
RICHARDSON, Roland	1969
RICHE, G.	1917
RICHOUX, Ralph	1956-57-58
RIEDIE, Shane	2009
RIOS, Armando	1991-92-93
RIOLL, Will	2019
RITTINER, Jordan	2010
ROBBINS, Ronnie	1982-83
ROBERTS,	1919
ROBERTS, C.M.	1898
ROBERTSON, H.F.	1893
ROBERTSON, Kramer	2014-15-16-17
ROBERTSON, R.	1893
RODNEY, W.	1899-1901
RODRIGUEZ,	1929
ROMAGOSA, M.	1936-37-38
ROMAINE, Blackie	1943
ROMERO, Jordan	2016-17
ROSS,	1920
ROSS, Austin	2008-09-10
ROSS, Ty	2011-12-13
ROSSOS, George	1951
ROUSSEAU, Ron	1963-64
ROY, A.J.	1921-22
RUMBELOW, Nick	2011-12-13
RUTLEDGE, Guy	1983-84
RUTLEDGE, Trey	1993

S	
SAAB, Mike	1980-81-82-83
SADLER, Billy	2003
SAFFORD, Will	2021
SAIZAN, Thomas	1973-74-75
SANBURN, E.	1932
SANDERS, Cam	2018
SANFORD, Mitchell	2020-21
SANTARELLI, Cal	1982-83
SAVAGE, James	1968-69-71
SANFORD, J.	1901-02-03
SARRADET, Darren	1980
SAUNDERS, Henri	1991
SAVOIE, Ronnie	1974-75
SAXON, Ben	1999-2000
SCELFO, Rocky	2002
SCHULTZ,	1965
SCHEXNAIDER, R.	1929-30-31
SCHIMPF, Ryan	2007-08-09
SCHNEIDER, D.	1978-79-80-81
SCHNEIDER, Tim	1983-84
SCHNEIDEWIND, Scott	1988-89
SCHUEERING, R.	1932-34
SCHULTZ, Scott	1992-93-94-95
SCHWING, I.H.	1900-01
SCIAMBRA, Chris	2012-13-14-15



The 1915 Tigers



The 1993 Tigers

SCIVICQUE, Kade	2014-15	STEWART, Bob	1964
SCOBIE, Jason	2000-01	STEWART, Quinn	2003-05-06
SCOTT, E.A.	1897	STOCCO, Mark	1993
SCOTT, Julius	1980-81-82-83	STOFSKY, Wayne	1987
SCREEN, Pat	1964	STOKES, Dale	1983
SEAGO, Ernest	1934	STONE, Cade	2014
SEBASTIN, J.D.	1918-20-21-22	STORZ, Nick	2018-20
SEWALD, Mitch	2013	STOVALL, D.	1955
SEXTON, Ed	1970-71-72	STOVALL, H.H.	1925-26-28
SHAFFER, Darryl	2006	STRALL, Collin	2015-16-17
SHANK, David	2002	STRANGE, Charles, "Bo"	1960
SHARP,.....	1903	STRICKLAND, J.	1927-28-29
SHARP, Ivoy	1941	STRINGFIELD, Cliff	1953
SHEEHY, Butch	1980-81-82-83	STROVINK, Eric	1989
SHEETS, Andy	1991-92	SUDDITH, Tom	1941
SHIPP, Kevin	1996-97	SUMMERS, Morris	1961-62
SIGLER, Roger	1954-55-56-57	SWANSON, A.L.	1925
SILVERBLATT, Alan	1970-71	SWANSON, Art	1954
SIMON, Antoine	1998-99	SWART, W.	1906
SIMS, Bill	1943		
SINGLEARY,.....	1895-97		
SIOTKA, Mike	1990-91-92-93		
SLACK, J.S.	1910-11-12		
SLABOTSKY, H.	1905		
SLAID, Jackson	2011-12		
SLAUGHTER, Jake	2017-18		
SLAUGHTER, W.S.	1899		
SLOANE, Lea	1943		
SMITH,.....	1938		
SMITH, Allen	1960-61-62		
SMITH, B.	1920		
SMITH, Collin	2004		
SMITH, G.D.	1907-08		
SMITH, Greg	2003-04-05		
SMITH, Hadley	1961		
SMITH, J.C.	1941-42-43		
SMITH, Josh	2017-18-19		
SMITH, Mike	1927-28-29		
SMITH, Riley	2016		
SMITH, Robbie	1984-85		
SMITH, Terry	1966		
SMYTH, C.R.	1905-06-07		
SNIKERIS, Jordy	2011-12		
SNYDER, J.E.	1895		
SODERERG, Jon	1980		
SON, Chucky	1999		
SONDEREGGER, Mike	1970-71-72-73		
SOSSAMON, Tim	1984-85		
SOULE,.....	1920		
SOUTHERLAND, Fred	1960-61-62		
SPAULDING, Steven	1969		
SPENCER, Fritz	1947-48		
SPITZ, Steven	1973-74		
SPRINGER, Russell	1987-88-89		
SPROWL, Bruce	2003-05-06		
STAFFORD, Red	1944-47		
STALES, T.M.	1917-18-19-20		
ST. AMANT, Lou	1959		
STANFORD, Bert	1948		
STALLINGS, Jesse	2015-16		
STAPLES, C.	1917-19		
STAVINOHA, Nick	2004-05		
STAYTON, W. "Bill"	1932		
STAYTON, W.D.	1902-03-05		
STEELE, J.E.	1924-25-26		
STEFAN, Paul J.	1975-76-77		
STELL, Jabbo	1938		
STEVENS, Ed	1932		
STEVENS, N.G.	1926		
STEVENSON, Andrew	2013-14-15		

STEWART, Bob	1964
STEWART, Quinn	2003-05-06
STOCCO, Mark	1993
STOFSKY, Wayne	1987
STOKES, Dale	1983
STONE, Cade	2014
STORZ, Nick	2018-20
STOVALL, D.	1955
STOVALL, H.H.	1925-26-28
STRALL, Collin	2015-16-17
STRANGE, Charles, "Bo"	1960
STRICKLAND, J.	1927-28-29
STRINGFIELD, Cliff	1953
STROVINK, Eric	1989
SUDDITH, Tom	1941
SUMMERS, Morris	1961-62
SWANSON, A.L.	1925
SWANSON, Art	1954
SWART, W.	1906

TALBOT, E.L.	1913
TALLET, Brian	1999-2000
TANDY, Joe	1949 (Manager)
TATE, A.	1915-16-17
TATUM, Willie L.	1967
TAYLOR, J.W.	1893
TAYLOR, W.T.	1940-41-42
TAYLOR, William	1972-73
TEAGUE, Sean	1994
TELLECHEA, Johnny	1990-91
TEMPLET, Mason	2017
TERRELL, Robbie	1961-62
TERRIS, Adam	1985, 88
THEARD, Al	1942-43
THERIOT, Bobby	1961-62-63
THERIOT, Ryan	1999-00-01
THIBODEAUX, Joey	1977-78-79-80
THIBODEAUX, Johnnie	1997-98-00-01
THOMAS, Alvin	1977
THOMAS, Johnny	1961-62-63
THOMPSON, Doug	1997-98
THOMPSON, Jordan	2021
THOMPSON, Richard	1948-49-50-51
THOMPSON, W.H.	1908-09
THREADGILL, Riggs	2019
TILLINGHAST, A.Y.	1931
TINSLEY, Gaynell	1935-36-37
TOMPKINS, Jake	2002-03
TOUPS, Frank A.	1974-75-76
TOUPS, Wes	2020
TRAVINSKI, Hayden	2020-21
TRENE, J.	1893
TRIMM, Sherman	1979
TRIPLETT, Bill	1963-64
TRITTICO,.....	1934
TROXLER, A.	1934
TUJAGUE, Lucien	1977-78-79-80
TULLIER, James	1968
TUMINELLO, Bobby	1947-49
TURNER, Bill	1941-42
TURNER, Bruce	1960-61
TYSON, Jeremy	1994-95

UREMOVICH, Jim	1978-79
----------------	---------

VACCARA, F.P.	1909
VALEK III, John	2016



LSU's 2017 College World Series team

VAN LOON, Bill	1981	WILBERT, J.A.	1905
VARGAS, Jason	2002	WILES, Randy	1970-71-72-73
VASQUEZ, Rich	1987-88	WILHITE, Brian	1987-88
VAUGHN, Jack	1964	WILHITE, Jonathan	2006
VAUGHT, Chad	2001-02-03	WILKINSON, H.	1907
VERDUGO, Ryan	2008	WILKINSON, J.P.	1912-17
VERGES, Ernie	1951-52	WILLIAMS, Jason	1993-94-95-96
VICTORIANO, Gerard	2005-06	WILLIAMS, J.Q.	1921
VIETMEIER, Trent	2018-19-20-21	WILLIS, C.J.	2019-20
VIRGETS, Tommy	1952-53-54-55	WILSON, Brad	1993-94-95-96
VOIGT, Jack	1986-87	WILSON, Brian	2001-02
VOORHIES,.....	1905	WINDERS, Brian	1993-94-95
VOORHIES, Charles	1975-76-77-78	WINSTON, Roy	1961
		WISE, J.T.	2006-07
		WITTEN, Jeremy	1997-98-99-2000
		WOFFORD, Brody	2016
		WOLEY, Rankin	2017
		WOMACK,.....	1903
		WOMACK,.....	1917
		WOMBLE,.....	1898-99
		WOODRUFF, Marvin	1976
		WOODWARD, Robert	1971-73
		WRIGHT, Larry D.	1975-76-77-78
		WRIGHT, Ray	2000-01
		WYETH, Jake	2021
		YARNALL, Eddie	1994-95-96
		YERGER, M.	1959
		YOCOM, Casey	2012-13
		YOUNMAN, Shane	1999-00-01
		YOUNG,.....	1902
		YOUNG, E.B.	1893
		YOUNG, T.W.	1898
		YURTIN, Jeff	1985-86
		ZARDON, Danny	2014-15
		ZEIGLER, Randy	2009
		ZERINGUE, Jon	2002-03-04
		ZIMMERMAN, Joe	1986-87
		ZIMMERMAN,	1913
		ZINN, Jimmy	1947
		ZINSER, P.	1954-55
		ZINSMAN, Zeph	2001
		ZWEIG, Ivan	1995



1992-94 letterman Todd Walker is greeted by coach Paul Mainieri at Walker's 2017 Jersey Retirement Ceremony.

Year-by-Year W-L Records

SEASON	/----OVERALL----/				/-----SEC-----/				SEC FINISH	COACH
	W	L	T	PCT.	W	L	T	PCT.		
1893	1	0	0	1.000						E.B. Young
1894	(No Games)									
1895	0	3	1	.125						No Coach
1896	(No Games)									
1897	3	3	0	.500						E.A. Scott
1898	2	3	0	.400						A.W. Jeardeau
1899	5	5	1	.500						C.V. Cusachs
1900	2	3	2	.417						L.P. Piper
1901	6	3	0	.667						L.P. Piper
1902	6	6	1	.500						W.S. Borland
1903	4	5	0	.444						W.S. Borland
1904	(No Games)									
1905	4	6	0	.400						D.A. Killian
1906	10	3	0	.769						D.A. Killian
1907	11	7	0	.611						J. Phillips
1908	9	12	1	.432						E.R. Wingard
1909	7	10	0	.411						E.R. Wingard
1910	7	9	0	.438						J.W. Mayhew
1911	8	7	0	.533						J.W. Mayhew
1912	8	6	0	.571						Bob Pender
1913	7	11	0	.389						Bob Pender
1914	4	10	0	.333						Doc Stroud
1915	10	9	1	.525						Doc Stroud
1916	15	8	0	.652						Doc Stroud
1917	7	4	2	.636						Doc Stroud
1918	8	4	0	.667						Doc Stroud
1919	12	4	0	.750						Doc Stroud
1920	10	8	1	.553						Doc Stroud
1921	9	11	1	.452						Doc Stroud
1922	7	6	0	.538						Branch Bocock
1923	8	9	2	.471						Branch Bocock
1924	4	9	0	.308						Moon Ducote
1925	5	9	2	.357						M.J. Donahue
1926	10	6	1	.618						M.J. Donahue
1927	8	6	0	.571						Harry Rabenhorst
1928	7	11	0	.389						Harry Rabenhorst
1929	3	6	0	.333						Harry Rabenhorst
1930	6	8	0	.429						Harry Rabenhorst
1931	3	6	1	.350						Harry Rabenhorst
1932	4	7	1	.375						Harry Rabenhorst
1933	2	8	0	.200	0	4	0	.000	7th	Harry Rabenhorst
1934	6	8	1	.433	3	6	0	.333	7th	Harry Rabenhorst
1935	8	7	0	.533	4	6	0	.400	6th	Harry Rabenhorst
1936	15	4	0	.789	7	4	0	.636	2nd	Harry Rabenhorst
1937	12	14	0	.462	5	10	0	.333	7th	Harry Rabenhorst
1938	7	8	1	.469	3	6	1	.333	8th	Harry Rabenhorst
1939	22	6	0	.786	10	2	0	.883	1st	Harry Rabenhorst
1940	16	5	0	.762	10	4	0	.741	3rd	Harry Rabenhorst
1941	10	13	0	.435	5	9	0	.357	9th	Harry Rabenhorst
1942	9	9	0	.500	7	5	0	.583	4th	Harry Rabenhorst
1943	13	8	0	.619	11	3	0	.786	1st	A.L. Swanson
1944	4	8	0	.333	(No Games)					A.L. Swanson
1945	11	7	0	.611	(No Games)					A.L. Swanson
1946	12	5	0	.706	11	3	0	.786	1st	Harry Rabenhorst
1947	10	9	1	.526	4	7	0	.364	10th	Harry Rabenhorst
1948	7	14	1	.341	4	10	0	.286	9th	Harry Rabenhorst
1949	6	11	0	.353	5	9	0	.357	9th	Harry Rabenhorst
1950	5	9	1	.367	2	7	1	.250	11th	Harry Rabenhorst
1951	10	6	0	.625	6	6	0	.500	5th	Harry Rabenhorst
1952	9	11	0	.450	7	9	0	.438	7th	Harry Rabenhorst
1953	8	10	0	.444	7	8	0	.476	7th	Harry Rabenhorst
1954	8	11	0	.421	5	10	0	.333	10th	Harry Rabenhorst
1955	6	17	0	.261	4	11	0	.267	10th	Harry Rabenhorst
1956	9	11	0	.450	7	9	0	.438	7th	Harry Rabenhorst
1957	8	11	0	.421	6	8	0	.428	8th	Ray Didier
1958	14	11	0	.560	9	6	0	.650	4th	Ray Didier
1959	16	17	0	.485	7	9	0	.469	3rd	Ray Didier

SEASON	/----OVERALL----/				/-----SEC-----/				SEC FINISH	COACH
	W	L	T	PCT.	W	L	T	PCT.		
1960	15	14	0	.510	6	9	0	.400	4th	Ray Didier
1961	20	5	0	.800	11	4*	0	.733	1st	Ray Didier
1962	15	11	1	.574	8	7	1	.533	2nd	Ray Didier
1963	16	10	0	.615	9	7	0	.563	2nd	Ray Didier
1964	11	11	1	.500	5	7	0	.417	4th	Jim Waldrop
1965	6	13	0	.316	4	11	0	.267	5th	Jim Waldrop
1966	9	14	0	.391	4	12	0	.250	5th	Jim Smith
1967	17	13	0	.567	9	8**	0	.529	1st	Jim Smith
1968	20	14	0	.588	10	8***	0	.556	1st	Jim Smith
1969	11	24	0	.314	4	13	0	.235	4th	Jim Smith
1970	16	19	0	.457	5	11	0	.313	3rd	Jim Smith
1971	20	16	0	.528	10	8	0	.556	2nd	Jim Smith
1972	21	21	0	.500	7	11	0	.389	2nd	Jim Smith
1973	18	13	0	.581	6	7	0	.462	2nd	Jim Smith
1974	18	17	0	.514	7	10	0	.412	4th	Jim Smith
1975	40	16	0	.714	19	3@	0	.864	1st	Jim Smith
1976	19	23	0	.452	11	12	0	.478	3rd	Jim Smith
1977	17	27	0	.386	4	15	0	.211	5th	Jim Smith
1978	12	34	0	.282	6	18	0	.333	5th	Jim Smith
1979	34	20	0	.630	13	7	0	.650	2nd	Jack Lamabe
1980	23	19	0	.548	8	9	0	.471	4th	Jack Lamabe
1981	23	30	0	.434	7	14	0	.333	4th	Jack Lamabe
1982	26	25	0	.509	9	13	0	.409	4th	Jack Lamabe
1983	28	21	0	.571	9	12	0	.429	4th	Jack Lamabe
1984	32	23	0	.581	12	12	0	.500	3rd	Skip Bertman
1985	41	18	0	.694	17	7	0	.708	1st	Skip Bertman
1986	55	14	0	.797	22	5	0	.815	1st	Skip Bertman
1987	49	19	0	.721	12	10	0	.545	5th	Skip Bertman
1988	39	21	0	.650	16	11	0	.593	5th	Skip Bertman
1989	55	17	0	.764	18	9	0	.666	2nd	Skip Bertman
1990	54	19	0	.740	20	7	0	.741	1st	Skip Bertman
1991	55	18	0	.753	19	7	0	.731	1st	Skip Bertman
1992	50	16	0	.758	18	6	0	.750	1st	Skip Bertman
1993	53	17	1	.754	18	8	1	.685	1st	Skip Bertman
1994	46	20	0	.697	21	6	0	.777	2nd	Skip Bertman
1995	47	18	0	.723	17	12	0	.586	5th	Skip Bertman
1996	52	15	0	.776	20	10	0	.667	1st	Skip Bertman
1997	57	13	0	.814	22	7	0	.759	1st	Skip Bertman
1998	48	19	0	.716	21	9	0	.700	2nd	Skip Bertman
1999	41	24	1	.629	18	11	1	.617	3rd	Skip Bertman
2000	52	17	0	.754	19	10	0	.655	2nd	Skip Bertman
2001	44	22	1	.664	18	12	0	.600	2nd	Skip Bertman
2002	44	22	0	.667	19	10	0	.655	4th	Smoke Laval
2003	45	22	1	.669	20	9	1	.683	1st	Smoke Laval
2004	46	19	0	.708	18	12	0	.600	3rd	Smoke Laval
2005	40	22	0	.645	18	12	0	.600	3rd	Smoke Laval
2006	35	24	0	.593	13	17	0	.433	8th	Smoke Laval
2007	29	26	1	.527	12	17	1	.417	10th	Paul Mainieri
2008	49	19	1	.717	18	11	1	.617	2nd	Paul Mainieri
2009	56	17	0	.767	20	10	0	.667	1st	Paul Mainieri
2010	41	22	0	.651	14	16	0	.467	8th	Paul Mainieri
2011	36	20	0	.643	13	17	0	.433	9th	Paul Mainieri
2012	47	18	0	.723	19	11	0	.633	1st	Paul Mainieri
2013	57	11	0	.838	23	7	0	.767	2nd	Paul Mainieri
2014	46	16	1	.738	17	11	1	.607	3rd	Paul Mainieri
2015	54	12	0	.818	21	8	0	.724	1st	Paul Mainieri
2016	45	21	0	.682	19	11	0	.633	5th	Paul Mainieri
2017	52	20	0	.722	21	9	0	.700	1st	Paul Mainieri
2018	39	27	0	.591	15	15	0	.500	8th	Paul Mainieri
2019	40	26	0	.606	17	13	0	.567	5th	Paul Mainieri
2020#	12	5	0	.706	0	0	0	.000	-----	Paul Mainieri
2021	38	25	0	.603	13	17	0	.433	9th	Paul Mainieri

/----OVERALL----/				/-----SEC-----/				
	W	L	T	PCT.	W	L	T	PCT.
TOTALS	2679	1655	31	.617	998	799	9	.555

* - won two-game playoff over Auburn to claim 1961 SEC title
** - lost to Ole Miss 6-2 in single-game playoff for 1967 SEC Western Division title
*** - lost to Alabama 6-4 in single-game playoff for 1968 SEC Western Division title
@ - won two-game playoff over Georgia to claim 1975 SEC title
- 2020 season canceled after 17 games due to COVID-19 pandemic
Note: SEC Western Division finishes are listed from 1959-1985



Harry Rabenhorst
1927-42; 1946-56



Ray Didier
1957-63



Jim Smith
1966-78



Jack Lamabe
1979-83



Skip Bertman
1984-2001



Smoke Laval
2002-2006



Paul Mainieri
2007-2021



Jay Johnson
2022-

YEARS	COACH	SEASONS	GAMES	WON	LOST	TIED	PCT.
1893	E.B. Young	1	1	1	0	0	1.000
1895	No Coach	1	4	0	3	1	.125
1897	E.A. Scott	1	6	3	3	0	.500
1898	A.W. Jeardeau	1	5	2	3	0	.400
1899	C.V. Cusachs	1	11	5	5	1	.500
1900-01	L.P. Piper	2	15	8	6	1	.567
1902-03	W.S. Borland	2	22	10	11	1	.477
1905-06	D.A. Killian	2	23	14	9	0	.609
1907	J. Phillips	1	18	11	7	0	.611
1908-09	E.R. Wingard	2	39	16	22	1	.423
1910-11	J.W. Mayhew	2	31	15	16	0	.484
1912-13	Bob Pender	2	32	15	17	0	.469
1914-21	Doc Stroud	8	138	75	58	5	.562
1922-23	Branch Bocock	2	32	15	15	2	.500
1924	Moon Ducote	1	13	4	9	0	.308
1925-26	Mike Donahue	2	33	15	15	3	.500
1927-42/46-56	Harry Rabenhorst	27	475	228	240	7	.487
1943-45	A.L. Swanson	3	51	28	23	0	.549
1957-63	Ray Didier	7	184	104	79	1	.568
1964-65	Jim Waldrop	2	42	17	24	1	.417
1966-78	Jim Smith	13	489	238	251	0	.487
1979-83	Jack Lamabe	5	249	134	115	0	.538
1984-2001	Skip Bertman	18	1,203	870	330	3	.724
2002-2006	Smoke Laval	5	320	210	109	1	.658
2007-2021	Paul Mainieri	15	929	641	285	3	.692
TOTALS	24 COACHES	126	4,365	2,679	1,655	31	.617

All-Time Series Records

TEAM	FIRST GAME	LAST GAME	TOTAL GAMES	W-L-T	PCT.
Air Force	2012	2021	7	6-1-0	.857
Alabama	1906	2021	378	171-204-3	.456
Alabama-Birmingham	1982	2005	7	5-2-0	.714
Alcorn State	2010	2015	7	7-0-0	1.000
Appalachian State	2012	2012	3	1-2-0	.333
Army	1980	2019	5	5-0-0	1.000
Arkansas	1960	2021	111	75-36-0	.676
Arkansas-Little Rock	2005	2005	3	3-0-0	1.000
Arkansas State	1993	1994	6	5-1-0	.833
Arizona State	2000	2005	8	6-1-1	.813
Auburn	1907	2021	184	108-76-0	.587
Austin Peay	1996	1996	1	1-0-0	1.000
Ball State	2016	2016	3	2-1-0	.667
Baylor	1916	2020	14	10-4-0	.714
Bellarmine	1981	1981	1	1-0-0	1.000
Binghamton	2010	2010	1	1-0-0	1.000
Birmingham-Southern	2002	2002	3	3-0-0	1.000
Boston College	2015	2015	3	3-0-0	1.000
Brown	2010	2013	4	4-0-0	1.000
Bryant	2019	2019	3	3-0-0	1.000
Bucknell	1908	1908	3	2-1-0	.667
BYU	2013	2013	2	1-1-0	.500
California	2019	2019	3	2-1-0	.667
Cal State Fullerton	1987	2015	11	7-4-0	.636
Canisius	1980	1985	2	2-0-0	1.000
Centenary	1895	2010	42	33-8-1	.798
Central Connecticut State	2021	2021	1	1-0-0	1.000
Central Florida	1985	2009	20	16-4-0	.800
Central Michigan	1995	1995	2	2-0-0	1.000
Chamberlain Hunt	1901	1908	5	5-0-0	1.000
Chicago White Sox	1925	1925	1	0-1-0	.000
Cincinnati	2016	2016	3	3-0-0	1.000
The Citadel	1990	1990	2	2-0-0	1.000
Cleveland State	1983	1983	1	1-0-0	1.000
Clinton Military Academy	1897	1897	3	1-2-0	.333
Coast Guard	1972	1973	3	3-0-0	1.000
Coastal Carolina	2016	2016	2	0-2-0	.000
Colgate	1975	1975	4	4-0-0	1.000
College of Charleston	2004	2004	1	1-0-0	1.000
Connecticut A&M	1908	1908	1	0-1-0	.000
Cornell	1981	1981	1	1-0-0	1.000
Cumberland	1903	1903	2	1-1-0	.500
Dartmouth	2012	2012	3	3-0-0	1.000
Dayton	1996	1996	2	1-1-0	.500
Delta State	1966	1966	2	1-1-0	.500
DePaul	1931	1961	2	2-0-0	1.000
Drake	1974	1974	5	4-1-0	.800
Duke	1997	1997	1	1-0-0	1.000
Duquesne	1996	2008	8	8-0-0	1.000
East Carolina	1999	1999	3	2-1-0	.667
Eastern Kentucky	2020	2020	3	2-1-0	.667
Evansville	1990	1990	1	1-0-0	1.000
Florida	1971	2019	116	64-51-1	.556
Florida Southern	1955	1955	2	1-1-0	.500
Florida State	1955	2019	20	9-11-0	.450
Fordham	2016	2016	3	3-0-0	1.000
Fresno State	1991	1994	2	2-0-0	1.000
George Washington	1989	1992	3	2-1-0	.667
Georgia	1975	2021	96	68-25-3	.724
Georgia Southern	1992	1992	1	1-0-0	1.000
Georgia Tech	1990	1996	3	3-0-0	1.000
Gettysburg	1908	1908	1	0-1-0	.000
Grambling State	2009	2021	10	10-0-0	1.000
Gonzaga	2021	2021	2	1-1-0	.500
Harvard	2009	2009	2	2-0-0	1.000
Hattiesburg Normal	1921	1921	1	0-1-0	.000
Hawaii	2018	2018	3	2-1-0	.667
Hofstra	2017	2017	1	1-0-0	1.000
Holy Cross	2011	2019	4	4-0-0	1.000
Houston	1975	2015	45	20-25-0	.444
Illinois	1915	2009	22	11-9-2	.545
Illinois-Chicago	1981	1982	6	6-0-0	1.000
Illinois State	1966	1980	13	8-5-0	.615
Illinois Wesleyan	1947	1974	5	3-2-0	.600
Indiana	1926	2020	8	5-2-1	.688
Indiana State	1993	1993	2	2-0-0	1.000
Iowa	1925	1947	7	2-3-2	.429
Jackson State	1985	2013	5	5-0-0	1.000
Jacksonville	1981	1981	3	1-2-0	.333
Jacksonville State	2004	2004	3	3-0-0	1.000
Jefferson College	1905	1921	18	15-2-1	.806
Jefferson Military Academy	1899	1909	22	11-10-1	.523
Kansas	1990	2015	12	7-5-0	.583
Kansas State	1967	2001	19	11-8-0	.579
Kent	1993	1993	1	0-1-0	.000
Kentucky	1975	2021	85	54-30-1	.641
Lafayette	1908	1908	1	0-1-0	1.000
Lamar	1984	2019	14	8-6-0	.571
Lehigh	2015	2015	1	1-0-0	1.000
Lipscomb	2007	2007	3	1-2-0	.333
Long Beach State	1989	2003	11	7-4-0	.636
Louisiana College	1914	2017	23	21-2-0	.913
Louisiana-Lafayette	1912	2021	83	56-27-0	.675
Louisiana-Monroe	1959	2021	49	41-8-0	.837
Louisiana Normal	1926	1928	4	3-1-0	.750
Louisiana Tech	1902	2021	64	45-19-0	.703
Louisville	1979	1979	1	1-0-0	1.000
Loyola (New Orleans)	1915	2003	55	32-22-1	.591
Loyola-Marymount	1986	1986	1	0-1-0	.000
LSU-Shreveport	1998	1998	1	1-0-0	1.000
Luther College	1939	1939	1	1-0-0	1.000
Maine	1986	1995	7	6-1-0	.857
MacMurray	1965	1965	1	1-0-0	1.000
McNeese State	1983	2021	43	31-12-0	.721
Marion	1907	1907	3	1-2-0	.333
Marist	2005	2005	1	1-0-0	1.000
Maryland	2013	2017	6	6-0-0	1.000
Massachusetts-Lowell	2020	2020	3	3-0-0	1.000
Memphis	1964	1975	11	9-2-0	.818

TEAM	FIRST GAME	LAST GAME	TOTAL GAMES	W-L-T	PCT.
Mercer	1988	2002	9	9-0-0	1.000
Miami (Fla.)	1975	2004	14	5-9-0	.357
Michigan	1993	2012	5	5-0-0	1.000
Michigan State	1975	2008	4	3-1-0	.750
Middle Tennessee State	1980	1980	1	0-1-0	.000
Millsaps	1915	1920	5	5-0-0	1.000
Minnesota	1931	2009	18	15-3-0	.833
Mississippi	1906	2021	333	179-154-0	.538
Mississippi College	1901	1937	38	20-17-1	.526
Mississippi State	1905	2021	400	191-208-1	.479
Mississippi Valley State	2007	2011	4	4-0-0	1.000
Missouri	1986	2019	18	15-3-0	.833
Murray State	1975	1975	1	1-0-0	1.000
Navy	1978	1983	12	9-3-0	.750
Nebraska	2015	2015	1	1-0-0	1.000
New Mexico	1993	1993	3	3-0-0	1.000
New Orleans	1976	2021	98	62-36-0	.633
Nevada-Las Vegas	1989	1996	9	8-1-0	.889
Nicholls	1968	2021	81	58-23-0	.716
North Carolina	1990	2013	5	2-3-0	.400
North Carolina-Greensboro	1997	1997	1	1-0-0	1.000
North Carolina State	1997	1997	1	1-0-0	1.000
North Carolina-Wilmington	2003	2015	3	3-0-0	1.000
North Florida	2006	2006	3	2-1-0	.667
North Texas	1985	1985	3	3-0-0	1.000
Northeastern	2003	2003	1	1-0-0	1.000
Northern Illinois	1939	1970	17	12-5-0	.706
Northwestern	1937	1976	10	6-3-1	.600
Northwestern State	1937	2021	72	59-13-0	.819
Notre Dame	1928	2018	10	5-5-0	.500
Ohio	1999	1999	3	3-0-0	1.000
Ohio State	1976	1992	3	1-2-0	.333
Oklahoma	1959	2020	13	8-5-0	.615
Oklahoma State	1973	1991	7	2-5-0	.286
Oral Roberts	1987	2021	6	4-2-0	.667
Oregon	2021	2021	2	2-0-0	1.000
Oregon State	2012	2018	7	4-3-0	.571
Pennsylvania	1908	1908	1	0-1-0	.000
Pennsylvania Normal	1908	1908	1	1-0-0	1.000
Pensacola Naval Air	1942	1956	4	1-3-0	.250
Pepperdine	2010	2010	2	2-0-0	1.000
Princeton	1976	2015	9	7-2-0	.777
Providence	1992	1992	1	1-0-0	1.000
Purdue	1935	2014	7	7-0-0	1.000
Rice	1914	2017	29	17-12-0	.586
Rockhill College	1908	1908	1	1-0-0	1.000
Sacramento State	2016	2016	3	2-1-0	.667
Sacred Heart	2011	2018	4	4-0-0	1.000
Saint Charles College	1914	1917	4	4-0-0	1.000
Saint John's	1989	1989	2	2-0-0	1.000
Saint Louis	1982	1991	3	3-0-0	1.000
Saint Mary's	2007	2007	3	3-0-0	1.000
Saint Stanislaus	1920	1923	3	2-0-1	.700
Saint Vincent Academy	1900	1900	1	0-1-0	.000
Sam Houston State	2013	2013	1	1-0-0	1.000
San Diego State	2018	2018	1	1-0-0	1.000
South Alabama	1971	2021	44	19-25-0	.432
South Carolina	1992	2021	72	40-31-1	.563
South Florida	1995	1995	3	1-2-0	.333
Southern Methodist	1967	1967	2	2-0-0	1.000
Southeastern Louisiana	1937	2021	91	73-18-0	.802
Southern	1970	2021	59	56-3-0	.949
Southern California	1988	2000	10	7-3-0	.700
Southern Illinois	1952	1983	9	3-6-0	.333
Southern Mississippi	1970	2019	53	40-11-2	.774
Southwest Missouri St.	1984	1984	1	1-0-0	1.000
Southwestern (Texas)	1913	1913	3	2-1-0	.667
Southwestern (Tennessee)	1958	1958	1	1-0-0	1.000
Spring Hill	1920	1930	12	7-5-0	.583
Stanford	1987	2000	4	3-1-0	.750
Stephen F. Austin	1986	2015	11	11-0-0	1.000
Stetson	2006	2008	9	5-4-0	.555
Stony Brook	2012	2019	4	2-2-0	.500
Temple	2006	2006	3	3-0-0	1.000
Tennessee	1907	2021	86	59-27-0	.686
Tennessee Tech	2006	2006	3	3-0-0	1.000
Texas	1899	2020	39	13-25-1	.346
Texas A&M	1907	2021	52	25-26-1	.490
Texas-Arlington	1987	1987	2	2-0-0	1.000
Texas Christian	1967	2017	10	6-4-0	.600
Texas-San Antonio	2021	2021	3	3-0-0	1.000
Texas Southern	2008	2021	5	5-0-0	1.000
Texas State	2004	2004	3	3-0-0	1.000
Texas Tech	2017	2017	1	0-1-0	.000
Toledo	2014	2018	2	2-0-0	1.000
Tulane	1893	2018	315	181-131-3	.579
UC Irvine	2008	2010	5	3-2-0	.600
UCLA	1988	2013	5	3-2-0	.600
Utah Valley	2016	2016	1	1-0-0	1.000
Vanderbilt	1954	2021	105	58-47-0	.552
Villanova	2009	2009	3	3-0-0	1.000
Virginia	2000	2009	4	4-0-0	1.000
Virginia Commonwealth	1997	2001	6	5-1-0	.833
Virginia Tech	2014	2014	1	1-0-0	1.000
Wake Forest	2011	2011	3	3-0-0	1.000
Washington	2013	2013	3	3-0-0	1.000
West Florida	1982	1982	2	2-0-0	1.000
West Maryland	1908	1908	1	1-0-0	1.000
Western Carolina	1993	1993	1	1-0-0	1.000
Western Illinois	2005	2005	1	1-0-0	1.000
Western Kentucky	1996	1996	3	3-0-0	1.000
Wheaton	1959	1959	1	1-0-0	1.000
Wichita State	1987	2017	13	9-4-0	.692
William & Mary	2010	2010	3	3-0-0	1.000
Winthrop	2003	2003	3	3-0-0	1.000
Wisconsin	1975	1981	10	8-2-0	.800
Yale	1908	2014	4	2-2-0	.500
Youngstown State	2021	2021	2	2-0-0	1.000
Others	1895	1957	95	43-50-2	.463

1893 (1-0) • Coach E.B. Young

Tulane	W, 10-8
--------	---------

1894 • No Games**1895 (0-3-1) • No Coach**

Baton Rouge Reds	L, 5-14
Centenary (Jackson)	L, 4-5
Centenary (Jackson)	T, 11-11
Tulane	L, 11-12

1896 • No Games**1897 (3-3) • Coach E.A. Scott**

Baton Rouge	W, 17-11
Clinton Mil. Academy	W, 7-6
Centenary (Jackson)	L, 16-17
at Clinton Mil. Acad.	L, 4-6
Clinton Mil. Acad.	L, 4-6
Tulane	W, 31-8

1898 (2-3) • Coach A. W. Jeardeau

Centenary	W, 17-13
Tulane	L, 15-19
Centenary (Jackson)	L, 4-11
Centenary (Jackson)	W, 28-9
at Tulane	L, 8-13

1899 (5-5-1) • Coach C.V. Cusachs

St. Vincent Academy	W, 10-0
Plaquemine Greys	W, 15-4
Texas	L, 6-8
at Plaquemine Greys	W, 9-8
at Jefferson Mil. Acad.	W, 12-1
at Jefferson Mil Acad.	W, 10-2
at Texas	L, 0-3
at Texas	L, 4-5
at Texas	L, 1-4
Tulane	T, 5-5
at Tulane	L, 5-7

1900 (2-3-1) • Coach L.P. Piper

at Jefferson Mil. Acad.	T, 12-12
at Jefferson Mil. Acad.	L, 2-11
at Tulane	W, 8-7
Tulane	W, 9-5
Tulane	L, 7-10
St. Vincent Academy	L, 10-11

1901 (6-3) • Coach L.P. Piper

Miss. College (Clinton)	L, 6-8
at Jefferson Mil. Acad.	L, 1-14
Chamberlain Hunt	W, 17-0
Texas	W, 2-1
Texas	L, 1-6
Jefferson Mil. Acad.	W, 7-6
Jefferson Mil. Acad.	W, 9-0
LSU Alumni	W, 8-4

1902 (6-6-1) • Coach W.S. Borland

Chamberlain Hunt	W, 7-2
Chamberlain Hunt	W, 11-2
at Texas	L, 1-20
Texas (S)	L, 2-5
Texas (S)	T, 1-1
Texas	L, 2-5
Louisiana Tech	W, 5-0
Louisiana Tech	W, 24-0
Baton Rouge	L, 1-5
Plaquemine Greys	W, 7-3
N.O. YMCA	W, 21-0
Jefferson Mil. Acad.	L, 2-3
Jefferson Mil. Acad.	L, 9-10

1903 (4-5) • Coach W.S. Borland

St. Louis	L, 1-6
at Jefferson Mil. Acad.	W, 16-13
at Jefferson Mil. Acad.	W, 6-3
Jefferson Mil. Acad.	W, 11-5
Jefferson Mil. Acad.	L, 2-6
Texas	L, 7-8
Cumberland	L, 2-6
Cumberland	W, 14-9
at Donaldsonville	L, 1-9

1904 • No Games**1905 (4-6) • Coach D.A. Killian**

Baton Rouge	L, 0-14
Baton Rouge	L, 6-7
Baton Rouge	L, 4-7
Jefferson Mil. Acad.	W, 5-2
Jefferson Mil. Acad.	L, 3-5
at Tulane	L, 4-5
at Tulane	L, 1-15
Miss. College	W, 12-8
Jefferson College	W, 7-1
Tulane	W, 16-5

1906 (10-3) • Coach D.A. Killian

Alabama	W, 2-0
Alabama	W, 1-0
Alabama	W, 3-2
Tulane	L, 0-4
Tulane	W, 5-1
Texas	L, 0-5
Texas	W, 8-3
Texas	W, 7-3
at Tulane	W, 9-2
at Tulane	L, 4-6
at Jefferson College	W, 11-1
Mississippi	W, 4-2
Mississippi	W, 6-1

1907 (11-8) • Coach J. Phillips

Baton Rouge Reds	L, 5-9
Auburn	L, 0-4
Auburn	L, 3-5
Auburn	W, 4-3
at Mississippi	L, 0-5
at Mississippi	W, 2-0
at Miss. State	W, 3-1
at Miss. State	W, 5-2
at Miss. State	L, 4-7
at Miss. State	W, 8-2
at Alabama	W, 3-1
at Alabama	W, 8-6
at Marion	L, 0-3
at Marion	L, 2-3
at Marion	W, 4-0
Texas A&M	W, 3-2
Tennessee	W, 2-0
Tennessee	W, 12-11

1908 (9-12-1) • Coach E.R. Wingard

Chamberlain Hunt	W, 7-2
Chamberlain Hunt	W, 5-2
at Jefferson Mil. Acad.	L, 2-3
at Jefferson Mil. Acad.	W, 13-2
at Jefferson Mil. Acad.	L, 3-7
O'Harrigans	T, 4-4
at Miss. State	L, 1-2
at Miss. State	L, 0-4
at Miss. State	L, 4-7
at Alabama	W, 3-1
at Alabama	L, 1-4
at Rockhill College	W, 3-2
at W. Maryland College	W, 7-2

at Gettysburg	L, 1-5
at Bucknell	L, 1-2
at Yale	L, 1-7
at Connecticut A&M	L, 4-5
at Lafayette	L, 0-1
at Penn	L, 2-7
at Bucknell	W, 3-2
at Renov	W, 4-3
at Penn Normal	W, 10-0

1909 (7-10) • Coach E.R. Wingard

Miss. State	W, 7-4
Miss. State	L, 7-10
Miss. State	W, 7-3
Miss. State	W, 3-0
Miss. State	L, 1-4
Miss. State	L, 0-1
at Jefferson Mil. Acad.	L, 1-5
at Jefferson Mil. Acad.	W, 2-1
at Jefferson Mil. Acad.	L, 5-6
at Mississippi	L, 1-7
at Mississippi	Loss
at Mississippi	W, 5-3
at Miss. College	L, 1-4
at Miss. College	L, 0-3
at Miss. College	L, 2-3
Nashville U.	W, 9-3
Nashville U.	W, 2-0

1910 (7-9) • Coach J.W. Mayhew

Miss. College	W, 5-2
Miss. College	L, 3-7
Miss. College	L, 2-5
at Mississippi	W, 2-1
at Mississippi	L, 5-8
at Mississippi	W, 3-1
at Union	L, 1-2
at Union	W, 3-0
at Centenary	W, 16-4
at Centenary	W, 5-0
at Centenary	L, 2-13
at Louisiana Tech	L, 0-1
at Louisiana Tech	L, 0-2
at Louisiana Tech	W, 5-2
Texas A&M	L, 0-2
Texas A&M	L, 1-6

1911 (8-7) • Coach J.W. Mayhew

Tulane	W, 3-2
Tulane	L, 5-6
Miss. College	L, 3-8
Miss. College	W, 8-2
Miss. College	W, 5-3
Mississippi	W, 5-4
Mississippi	W, 11-6
Mississippi	W, 4-2
at Tulane	L, 3-5
at Tulane	L, 2-3
Miss. College	L, 0-3
Miss. College	W, 4-0
at Miss. State	L, 0-1
at Miss. State	W, 2-1
at Miss. State	L, 0-5

1912 (8-6) • Coach Bob Pender

SW Louisiana	W, 8-4
SW Louisiana	W, 19-2
Miss. College	L, 4-6
Miss. College	W, 11-1
Cleveland (NL)	L, 0-13
at Tulane	L, 1-5
at Tulane	W, 6-3
at Miss. College	W, 5-4

at Miss. State	L, 5-6
at Miss. State	L, 3-5
at Miss. State	L, 0-2
Tulane	W, 5-3
Tulane	W, 9-6
U.S.S. Nebraska	W, 2-1

1913 (7-11) • Coach Bob Pender

Jefferson College	W, 7-1
Detroit (AL)	L, 0-17
Detroit (AL)	L, 5-13
SW Louisiana	W, 4-3
SW Louisiana	W, 8-4
Tulane	W, 4-2
Tulane	W, 12-2
at Texas	L, 6-13
at Texas	L, 3-10
at Southwestern (Texas)	W, 9-3
at Southwestern (Texas)	L, 1-10
at Texas A&M	L, 9-11
Miss. State	L, 2-10
Miss. State	L, 4-7
Miss. State	L, 7-1
at Tulane	L, 0-2
Tulane	L, 3-4
Southwestern (Texas)	W, 8-6

1914 (4-10) • Coach Doc Stroud

SW Louisiana	W, 6-5
Mississippi	L, 1-3
Mississippi	Loss
La. College	W, 18-2
Tulane	L, 0-3
Tulane	L, 5-13
at Natalbany Reds	L, 2-7
at Rice	L, 3-5
at Rice	L, 6-9
at Texas	L, 2-4
at Texas	L, 0-5
at SW Louisiana	L, 0-10
at St. Charles College	W, 5-1
Tulane	W, 5-4

1915 (10-9-1) • Coach Doc Stroud

Detroit (AL)	L, 3-9
Loyola	W, 10-2
Loyola	W, 12-1
Jefferson College	W, 7-6
Jefferson College	T, 3-3
SW Louisiana	W, 7-1
SW Louisiana	L, 4-9
Donaldsonville	W, 8-3
at Millsaps	W, 6-5
Tulane	W, 6-5
Tulane	W, 19-1
at Mississippi	L, 1-3
at Mississippi	W, 3-2
at Miss. State	L, 1-2
at Miss. State	L, 1-4
at Alabama	L, 4-10
at Alabama	L, 2-9
at Miss. College	W, 6-4
at Tulane	L, 1-2
at Tulane	L, 0-7

1916 (15-8) • Coach Doc Stroud

Jefferson College	L, 1-2
Jefferson College	W, 7-4
Millsaps	W, 18-2
Miss. College	W, 3-2
Miss. College	W, 13-2
New York (NL)	L, 1-4
Illinois	W, 1-0
Illinois	W, 4-3

All-Time Results

at SW Louisiana	W, 1-0
at St. Charles College	W, 14-4
at Rice	W, 3-0
at Rice	W, 1-0
at Texas A&M	L, 0-1
at Texas A&M	L, 3-6
at Baylor	W, 4-1
at Baylor	L, 8-11
Alabama	L, 8-9
Alabama	L, 2-3
Tulane	W, 2-0
Tulane	W, 14-8
Tulane	W, 16-1
Tulane	L, 2-6
Bogalusa (Pro)	W, 6-2

1917 (7-4-2) • Coach Doc Stroud

at Jefferson College	L, 1-2
St. Charles College	W, 6-0
St. Charles College	W, 5-2
Texas A&M	T, 3-3
at Texas A&M	L, 3-6
at Jefferson College	W, 7-1
Jefferson College	W, 4-3
Illinois	W, 1-0
Illinois	W, 3-1
at Miss. State	T, 0-0
at Miss. State	L, 2-5
at Alabama	L, 2-12
at Alabama	W, 13-2

1918 (8-4) • Coach Doc Stroud

Jefferson College	W, 5-0
at Jefferson College	W, 7-0
at Jefferson College	W, 15-8
U.S.N.R. (N.O.)	L, 1-4
Miss. State	L, 1-2
Miss. State	W, 11-5
at Alabama	L, 0-2
at Alabama	W, 5-2
at Miss. State	W, 1-0
at Miss. State	W, 1-0
at Alabama	L, 2-4
at Alabama	W, 1-0

1919 (12-4) • Coach Doc Stroud

Jefferson College	W, 2-1
Jefferson College	W, 9-0
La. College	W, 9-0
La. College	W, 8-0
K. of C. (B.R.)	W, 8-1
SW Louisiana	W, 10-3
SW Louisiana	W, 12-0
Miss. College	W, 17-0
Miss. College	W, 8-2
Stanocolas (B.R.)	W, 7-3
at Tulane	L, 1-5
at Miss. College	W, 9-5
at Miss. State	L, 0-5
at Alabama	L, 1-2
at Alabama	L, 0-9
Tulane	W, 7-1

1920 (10-8-1) • Coach Doc Stroud

U.S. Marine (3rd Div.)	L, 1-8
Jefferson College	W, 5-2
Jefferson College	L, 2-5
at Millsaps	W, 9-0
at Mississippi	L, 0-2
at Mississippi	L, 4-5
Spring Hill	W, 4-1
Spring Hill	W, 5-0
Millsaps	W, 5-1
Millsaps	W, 3-2

Alabama	L, 1-6
Alabama	L, 4-5
at Miss. State	W, 4-2
at Meridian (CSL)	W, 11-4
at Alabama	L, 0-4
at Alabama	L, 1-4
La. Tech	W, 4-3
La. Tech	W, 4-0
Stanocolas (BR)	T, 2-2

1921 (9-11-1) • Coach Doc Stroud

Jefferson College	W, 10-4
Jefferson College	W, 10-1
Spring Hill	L, 15-16
Indianapolis (Pro)	L, 0-10
Mississippi	W, 5-4
Mississippi	L, 3-4
Miss. State	L, 0-1
Miss. State	L, 0-6
Miss. College	W, 4-1
Miss. College	W, 5-2
Hattiesburg Normal	L, 2-3
Alabama	L, 0-4
Alabama	W, 5-4
Miss. College	T, 3-3
Miss. College	W, 4-2
Miss. College	L, 0-1
Miss. College	L, 0-2
Spring Hill	W, 11-0
Spring Hill	L, 1-3
Stanocolas (B.R.)	W, 12-1
Stanocolas (B.R.)	L, 3-8

1922 (7-6) • Coach Branch Bocock

Miss. College	L, 1-7
Miss. State	L, 5-9
Miss. State	W, 5-4
New Orleans (S.L.)	L, 0-15
at Loyola N.O.	W, 12-5
at Loyola N.O.	L, 1-4
Mississippi	W, 8-3
Mississippi	W, 4-1
Texas	L, 3-5
Texas	W, 9-8
at Miss. College	W, 4-1
at Miss. College	L, 3-4
at Alabama	W, 8-6

1923 (8-9-2) • Coach Branch Bocock

Mississippi	L, 1-2
Mississippi	W, 3-2
at Miss. College	W, 4-3
at Miss. College	L, 3-8
at Miss. State	L, 2-8
at Miss. State	L, 1-2
Illinois	L, 3-13
Illinois	T, 6-6
Spring Hill	W, 4-1
Alabama	L, 6-9
Alabama	L, 4-5
at Tulane	W, 4-2
at Tulane	L, 3-6
at Spring Hill	L, 0-6
at Spring Hill	W, 12-6
at St. Stanislaus	W, 5-2
at St. Stanislaus	W, 13-7
Tulane	W, 6-5
Tulane	T, 6-6

1924 (4-9) • Coach Moon Ducote

at SW Louisiana	W, 11-1
at SW Louisiana	W, 9-4
Miss. State	L, 5-14
Spring Hill	W, 5-3

Spring Hill	L, 3-13
Illinois	L, 4-8
Illinois	L, 5-6
Miss. College	L, 2-3
Miss. College	L, 4-6
Tulane	L, 3-7
Tulane	W, 4-3
at Tulane	L, 4-8
at Tulane	L, 1-2

1925 (5-9-2) • Coach Mike Donahue

Stanocolas	W, 5-2
SW Louisiana	L, 4-9
Stanocolas	W, 7-2
Stanocolas	T, 9-9
Chicago (AL)	L, 7-17
Iowa	L, 3-4
Iowa	T, 4-4
at Tulane	L, 5-6
at Tulane	L, 6-7
Tulane	W, 7-4
Tulane	W, 14-7
at Miss. State	L, 4-10
at Miss. State	L, 6-17
at La. Tech	L, 3-6
at La. Tech	W, 27-6
at La. Tech	L, 2-7

1926 (10-6-1) • Coach Mike Donahue

B.R. YMCA	W, 6-0
Miss. State	L, 4-12
Indiana	W, 17-11
Indiana	T, 3-3
at SW Louisiana	W, 9-2
at Miss. State	L, 3-1
at Miss. State	W, 9-7
at Mississippi	L, 2-5
at Mississippi	L, 2-5
Tulane	W, 2-0
at Tulane	L, 2-4
at Tulane	W, 4-2
at La. Normal	W, 3-2
at La. Normal	W, 6-3
La. Tech	W, 9-3
La. Tech	L, 1-4
La. Tech	W, 1-0

1927 (8-6) • Coach Harry Rabenhorst

SW Louisiana	W, 6-0
SW Louisiana	W, 3-2
at La. Tech	W, 7-2
at Centenary	L, 2-6
at Centenary	L, 3-5
at Loyola N.O.	W, 11-4
at Loyola N.O.	L, 7-9
Loyola N.O.	W, 5-0
Loyola N.O.	W, 11-5
Alabama	L, 1-6
Alabama	L, 1-2
Stanocolas	L, 5-6
Tulane	W, 7-1
Tulane	W, 4-0

1928 (7-11) • Coach Harry Rabenhorst

Stanocolas	L, 2-3
Stanocolas	W, 6-4
Iowa	L, 1-13
Iowa	L, 0-3
Notre Dame	L, 3-5
at Tulane	L, 4-7
at Alabama	W, 1-0
at Alabama	L, 3-7
Miss. State	W, 1-0
Miss. State	L, 0-12

at Loyola N.O.	W, 12-4
at Loyola N.O.	W, 9-8
Tulane	W, 7-6
Tulane	L, 3-6
La. Normal	W, 13-0
La. Normal	L, 2-10
Louisiana Tech	L, 13-14
Louisiana Tech	L, 3-7

1929 (3-6) • Coach Harry Rabenhorst

Illinois	L, 4-7
Illinois	W, 9-6
Alabama	L, 2-9
Alabama	L, 0-1
Mississippi	L, 0-7
at Tulane	W, 8-6
at Tulane	L, 0-3
Tulane	L, 6-7
Tulane	W, 5-4

1930 (6-8) • Coach Harry Rabenhorst

Miss. S.C.	W, 6-5
Baton Rouge (CSL)	Loss
at Miss. State	L, 4-8
at Miss. State	L, 4-8
at Alabama	L, 3-18
at Alabama	L, 0-5
at Mississippi	Loss
at Mississippi	Loss
Spring Hill	L, 5-6
Spring Hill	W, 5-4
at Tulane	W, 8-4
at Tulane	W, 12-4
Tulane	W, 12-4
Tulane	W, 10-1

1931 (3-6-1) • Coach Harry Rabenhorst

Minnesota	W, 6-4
Alabama	L, 1-7
Alabama	T, 18-18
Miss. State	W, 7-3
Miss. State	L, 2-8
at Miss. State	W, 2-1
at Alabama	L, 3-13
Baton Rouge (CSL)	L, 6-9
Mississippi	L, 3-5
Mississippi	L, 5-7

1932 (4-7-1) • Coach Harry Rabenhorst

Miss. State	W, 7-6
Miss. State	L, 6-8
at Alabama	L, 0-7
at Alabama	L, 5-28
at Miss. State	L, 0-12
at Miss. State	L, 10-13
Alabama	L, 4-9
Alabama	T, 3-3
Baton Rouge (CSL)	Loss
Tulane	W, 7-1
Tulane	W, 6-2
Tulane	W, 11-10

1933 (3-7) • Coach Harry Rabenhorst

Miss. State	L, 0-3
Miss. State	L, 2-9
Louisiana Tech	L, 0-12
Louisiana Tech	W, 11-2
at Miss. State	L, 0-1

at Miss. State	L, 5-17
Baton Rouge (CSL)	L, 0-12
Baton Rouge (CSL)	W, 8-4
at Louisiana Tech	L, 8-9
at Louisiana Tech	L, 2-4

1934 (6-8-1) • Coach Harry Rabenhorst

Longview	L, 3-4
Alabama	L, 1-13
Alabama	L, 1-15
Miss. State	L, 2-11
Louisiana Tech	W, 6-0
Louisiana Tech	L, 3-4
Baton Rouge (CSL)	T, 2-2
at Miss. S.C.	W, 10-9
Miss. S.C.	L, 6-25
at Alabama	L, 7-10
at Alabama	L, 8-13
Mississippi	W, 10-6
Mississippi	W, 6-5
at Louisiana Tech	W, 5-0
at Louisiana Tech	W, 6-1

1935 (8-7) • Coach Harry Rabenhorst

Purdue	W, 4-3
Purdue	W, 11-1
Alabama	L, 0-10
Alabama	W, 3-2
at Opelousas (Pro)	L, 1-3
at Alabama	L, 0-6
at Alabama	L, 2-3
at Miss. State	L, 5-15
at Miss. State	L, 5-6
Miss. State	W, 5-2
Miss. State	L, 2-16
Mississippi	W, 1-0
Mississippi	W, 5-4
Louisiana Tech	W, 5-4
Louisiana Tech	W, 9-6

1936 (15-4) • Coach Harry Rabenhorst

Miss. College	W, 11-4
Miss. College	W, 6-5
Minnesota	W, 13-6
Minnesota	W, 12-1
Alabama	W, 6-3
Alabama	L, 5-11
Miss. State	W, 6-0
at Auburn	W, 6-4
at Auburn	W, 16-4
at Lanier H.S.	W, 23-2
at Alabama	L, 8-9
at Alabama	L, 8-10
at Miss. State	L, 3-4
at Miss. State	W, 3-2
at Louisiana Tech	W, 13-1
at Louisiana Tech	W, 6-1
at Monroe All-Stars	W, 8-0
Mississippi	W, 8-1
Mississippi	W, 28-7

1937 (12-14) • Coach Harry Rabenhorst

Southeastern La.	L, 1-10
Miss. College	W, 6-0
Miss. College	W, 7-0
Iowa	W, 5-4
Iowa	W, 6-4
Miss. State	L, 1-5
Miss. State	L, 4-10
Northwestern III.	L, 1-3
Northwestern III.	W, 6-5
Alabama	L, 2-15

Alabama	L, 3-13
at Miss. State	L, 4-5
at Miss. State	L, 2-13
at Alabama	L, 1-9
at Alabama	L, 0-15
Louisiana Tech	W, 6-1
Louisiana Tech	L, 5-9
Tulane	W, 17-13
Tulane	W, 10-5
at Mississippi	L, 0-16
Mississippi	W, 6-3
Mississippi	L, 5-11
at Tulane	W, 11-10
at Tulane	W, 7-6
at Louisiana Tech	L, 4-6
at Louisiana Tech	W, 4-2

1938 (7-8-1) • Coach Harry Rabenhorst

Minnesota	L, 5-6
Essos	L, 2-5
Alabama	L, 6-7
Northwestern III.	W, 7-6
Northwestern III.	W, 6-4
at Mississippi	T, 0-0
at Alabama	L, 4-5
at Alabama	L, 5-12
at Miss. State	L, 1-4
at Miss. State	W, 8-1
Louisiana Tech	W, 12-7
Louisiana Tech	W, 7-1
Mississippi	L, 3-4
Mississippi	W, 11-5
Tulane	L, 6-8
Tulane	W, 17-7

1939 (22-6) • Coach Harry Rabenhorst

SEC Champions	
NY Giant Yannigens	W, 20-2
Minnesota	W, 7-4
Minnesota	W, 6-3
Minnesota	W, 4-0
Minnesota	W, 6-0
at Abbeville	L, 2-18
Northwestern III.	W, 8-5
Northwestern III.	L, 2-6
Mississippi	L, 5-8
Mississippi	W, 8-0
Alabama	W, 9-2
Alabama	W, 4-3
N. Illinois Tech	W, 18-6
Miss. State	W, 8-3
Miss. State	W, 4-1
at Alabama	W, 8-7
at Alabama	L, 9-10
at Miss. State	W, 5-4
at Tulane	W, 11-3
at Tulane	W, 10-1
Tulane	W, 16-0
at Essos (Semi-pro)	W, 4-0
at Northwestern III.	W, 6-1
at Northwestern III.	W, 20-12
at Minnesota	L, 2-9
at Minnesota	L, 2-3
at Minnesota	W, 5-0
at Luther College	W, 4-3

1940 (16-5) • Coach Harry Rabenhorst

New Orleans (Pro)	W, 5-4
Northwestern III.	W, 10-1
Northwestern III.	W, 4-0

Minnesota	W, 7-4
Minnesota	W, 5-1
Illinois	L, 1-2
Illinois	W, 2-0
Alabama	L, 4-6
Alabama	L, 4-7
Miss. State	W, 7-0
Miss. State	W, 8-2
at Alabama	L, 4-7
at Miss. State	W, 21-5
at Mississippi	W, 6-3
at Mississippi	W, 4-1
Mississippi	W, 3-0
Mississippi	W, 4-0
Tulane	W, 17-1
Tulane	W, 10-1
at Tulane	L, 4-5
at Tulane	W, 9-1

1941 (10-13) • Coach Harry Rabenhorst

Minnesota	W, 2-1
Minnesota	W, 2-1
Nashville (Pro)	L, 1-5
Illinois	L, 2-7
Illinois	W, 6-5
Miss. State	L, 0-14
Miss. State	W, 10-2
Northwestern III.	W, 10-8
Iowa	W, 3-2
Iowa	L, 2-3
Alabama	W, 7-6
Alabama	W, 10-5
at Alabama	L, 2-3
at Alabama	L, 5-10
Miss. State	L, 1-4
Miss. State	L, 4-5
Tulane	W, 4-0
Tulane	L, 2-7
at Tulane	W, 2-1
at Tulane	L, 1-3
Ole Miss	L, 2-3
Ole Miss	L, 3-4
at Essos (Pro)	L, 3-4

1942 (9-9) • Coach Harry Rabenhorst

Nashville (Pro)	L, 3-4
at Essos (Pro)	L, 4-5
Nashville (Pro)	W, 11-3
at Pensacola Naval	L, 4-7
at Pensacola Naval	W, 9-6
Miss. State	L, 0-1
Miss. State	W, 3-2
at Essos (Pro)	L, 3-14
Alabama	L, 3-11
Alabama	L, 3-9
at Miss. State	W, 4-1
at Miss. State	L, 3-26
at Tulane	W, 5-4
at Tulane	L, 6-7
Tulane	W, 9-2
Tulane	W, 13-2
at Mississippi	W, 12-1
at Mississippi	W, 4-1

1943 (13-8) • Coach A.L. Swanson

SEC Champions	
at Camp Livingston	L, 1-4
at Camp Livingston	L, 8-10
at New Orleans Naval	L, 2-3
Miss. State	W, 6-3
Miss. State	W, 4-0
Mississippi	W, 4-1
Mississippi	W, 6-0

at Camp Shelby	W, 15-1
at Alabama	W, 2-1
at Alabama	L, 1-6
at Miss. State	W, 16-5
at Miss. State	L, 5-6
at Mississippi	W, 6-1
at Mississippi	W, 6-4
at Selman Field	W, 11-7
at Camp Livingston	L, 6-10
at Tulane	W, 7-3
at Tulane	W, 7-3
Tulane	W, 5-4
Tulane	L, 3-8
New Orleans Naval	L, 3-11

1944 (4-8) • Coach A.L. Swanson

at Camp Livingston	L, 4-5
at Camp Livingston	L, 1-10
Lake Charles Air Base	W, 4-2
at Selman Field	L, 1-4
at Selman Field	L, 3-10
SW Louisiana	L, 3-6
Hardin Field	L, 0-2
at Tulane	W, 5-3
at Tulane	L, 3-8
at SW Louisiana	W, 9-5
Tulane	W, 3-1
Tulane	L, 0-1

1945 (11-7) • Coach A.L. Swanson

Algiers Naval	W, 10-0
Alexandria Air Base	W, 2-1
Keesler Field	W, 8-4
Selman Field	W, 6-2
Tulane	W, 7-5
Tulane	L, 6-10
Tulane	W, 5-1
Tulane	W, 1-0
Alexandria Air Base	L, 2-6
Alabama	L, 5-11
Alabama	W, 16-9
Miss. State	W, 6-0
Miss. State	W, 14-0
Selman Field	L, 2-18
Camp Shelby	L, 5-6
Keesler Field	L, 3-7
BR All Stars	W, 2-0
BR All Stars	L, 3-7

1946 (12-5) • Coach Harry Rabenhorst

SEC Champions	
Trout-Goodpine	W, 3-2
Miss. State	W, 21-0
Miss. State	W, 19-1
Mississippi	L, 3-4
Mississippi	L, 5-6
Miss. State	W, 9-6
Miss. State	W, 12-1
Alabama	W, 4-3
Alabama	W, 13-2
Alabama	L, 2-5
Alabama	W, 7-2
Pensacola Naval	L, 2-3
Pensacola Naval	L, 0-7
Tulane	Win
Tulane	Win
Tulane	W, 7-4
Tulane	W, 4-2

All-Time Results

1947 (10-9-1) • Coach Harry Rabenhorst		
Southeastern La.	W, 16-5	
Northwestern Ill.	L, 12-13	
Louisiana Tech	W, 9-8	
Louisiana Tech	W, 6-3	
Iowa	T, 6-6	
Iowa	L, 1-6	
Miss. State	L, 5-9	
Miss. State	W, 5-4	
Illinois Wesleyan	W, 11-8	
N. Ill. St. Teachers	W, 21-7	
Alabama	L, 2-4	
Miss. State	W, 13-3	
Miss. State	L, 4-7	
Alabama	L, 2-4	
Alabama	W, 4-3	
Keesler Field	W, 8-0	
Tulane	W, 15-3	
Tulane	L, 2-9	
Tulane	L, 3-5	
Tulane	L, 2-7	

1948 (7-14-1) • Coach Harry Rabenhorst		
Illinois	L, 0-7	
Illinois	T, 3-3	
Northwestern Ill.	L, 4-5	
Keesler Field	W, 17-8	
at Houma	W, 14-10	
N. Ill. St. Teachers	W, 3-2	
Miss. State	L, 3-5	
Miss. State	W, 17-16	
Alabama	L, 2-5	
Alabama	W, 8-7	
at Miss. State	L, 2-6	
at Miss. State	L, 8-15	
at Alabama	L, 0-13	
at Alabama	L, 3-5	
at Keesler Field	L, 2-6	
at Mississippi	W, 6-5	
at Mississippi	L, 10-17	
at Tulane	L, 8-11	
Tulane	L, 4-5	
Tulane	L, 4-6	
Tulane	W, 7-6	
SW Louisiana	L, 6-10	

1949 (6-11) • Coach Harry Rabenhorst		
Keesler Field	L, 1-5	
Illinois Wesleyan	L, 2-8	
BR Red Sticks (Pro)	W, 8-7	
Miss. State	L, 7-9	
Miss. State	L, 7-9	
at Alabama	W, 4-0	
at Alabama	L, 4-5	
at Miss. State	L, 2-7	
at Miss. State	L, 4-16	
Alabama	L, 6-8	
Alabama	L, 0-8	
Mississippi	W, 8-2	
Mississippi	W, 5-3	
Tulane	W, 15-3	
Tulane	W, 2-1	
at Tulane	L, 4-5	
at Tulane	L, 3-4	

1950 (5-9-1) • Coach Harry Rabenhorst		
Keesler Field	W, 10-2	
Miss. State	W, 11-2	
Alabama	L, 4-5	
Alabama	L, 3-5	
Purdue	W, 8-4	

Purdue	W, 4-1	
at Alabama	L, 3-5	
at Alabama	L, 11-15	
at Miss. State	W, 4-3	
at Miss. State	L, 2-5	
at Miss. State	L, 1-7	
BR Essos	L, 0-3	
at BR Essos	L, 5-10	
at Tulane	L, 6-8	
at Tulane	T, 2-2	

1951 (10-6) • Coach Harry Rabenhorst		
Illinois	W, 3-2	
Illinois	W, 2-1	
Illinois Wesleyan	W, 18-6	
Alabama	L, 5-8	
Alabama	W, 5-1	
Auburn	W, 5-2	
Auburn	W, 3-0	
BR Red Sticks	W, 11-7	
at Mississippi	L, 2-8	
at Mississippi	L, 1-4	
at Miss. State	W, 16-2	
Mississippi	W, 6-5	
at Tulane	L, 6-17	
at Tulane	L, 3-5	
Tulane	L, 1-2	
Tulane	W, 7-3	

1952 (9-11) • Coach Harry Rabenhorst		
Southern Illinois	L, 3-7	
Crowley Millers	W, 6-5	
at Alabama	L, 0-2	
at Alabama	L, 2-11	
at Auburn	L, 4-5	
at Auburn	L, 6-7	
Mississippi	W, 6-1	
Mississippi	L, 2-9	
BR Red Sticks	W, 10-2	
at Crowley Millers	L, 8-13	
Miss State	W, 4-0	
Miss. State	W, 10-9	
at Miss. State	W, 7-6	
at Miss. State	L, 7-8	
at Mississippi	W, 8-5	
at Mississippi	W, 6-5	
Tulane	W, 4-3	
Tulane	L, 8-11	
at Tulane	L, 1-3	
at Tulane	L, 10-18	

1953 (8-10) • Coach Harry Rabenhorst		
Auburn	L, 5-6	
Auburn	W, 11-7	
at Loyola	W, 17-13	
Loyola	L, 3-5	
Mississippi	W, 10-9	
Mississippi	W, 10-6	
Miss. State	L, 0-13	
Miss. State	L, 1-2	
Alabama	W, 10-1	
Alabama	W, 11-2	
at Mississippi	L, 2-10	
at Miss. State	L, 7-16	
at Miss. State	W, 11-4	
at Tulane	L, 7-8	
at Tulane	L, 1-3	
Ponchatoula Athletics	L, 11-12	
Tulane	W, 10-4	
Tulane	L, 7-8	

1954 (8-11) • Coach Harry Rabenhorst		
SE Louisiana	W, 6-3	
Miss. State	L, 6-7	
Miss. State	W, 7-4	
at Loyola	W, 15-8	
at Tulane	L, 0-4	
at Tulane	L, 9-14	
Cincinnati	L, 4-10	
at Miss. State	L, 1-7	
at Miss. State	L, 1-2	
at Alabama	L, 8-13	
at Alabama	W, 9-6	
Loyola	W, 6-5	
at Mississippi	L, 0-10	
Vanderbilt	L, 3-5	
Vanderbilt	W, 13-3	
Mississippi	W, 6-3	
Mississippi	W, 7-0	
Tulane	L, 1-5	
Tulane	L, 1-3	

1955 (6-17) • Coach Harry Rabenhorst		
3/12 at Shell Oilers	L, 2-5	
3/19 at Florida State	L, 3-5	
3/21 at Florida Southern	L, 4-6	
3/21 at Florida Southern	W, 6-4	
3/25 Shell Oilers	W, 11-4	
3/28 Mississippi	L, 2-6	
3/29 Mississippi	L, 3-16	
4/2 at Miss. State	W, 9-4	
4/2 at Miss. State	L, 2-3	
4/4 at Alabama	L, 2-7	
4/8 Baton Rouge Red Sticks	L, 8-12	
4/11 Loyola (New Orleans)	L, 3-10	
4/15 Alabama	L, 3-10	
4/16 Alabama	L, 1-3	
4/18 at Mississippi	L, 3-9	
4/19 at Mississippi	L, 2-3	
4/22 Miss. State	L, 0-12	
4/23 Miss. State	L, 10-13	
4/25 at Loyola (New Orleans)	L, 6-8	
5/2 Tulane	W, 4-3	
5/3 Tulane	W, 12-6	
5/6 at Tulane	L, 7-8	
5/7 at Tulane	W, 5-3	

1956 (9-11) • Coach Harry Rabenhorst		
3/17 Southeastern La.	L, 7-13	
3/19 Shell Oilers	W, 6-5	
3/23 Alabama	W, 1-0	
3/24 Alabama	L, 1-2	
3/24 Alabama	L, 5-8	
3/30 at Mississippi	W, 2-1	
3/30 at Mississippi	L, 6-8	
3/31 at Mississippi	L, 0-11	
4/7 at Centenary	L, 1-2	
4/13 Tulane	W, 5-4	
4/14 Tulane	L, 6-8	
4/20 at Vanderbilt	L, 7-10	
4/21 at Vanderbilt	W, 14-2	
4/21 at Vanderbilt	W, 13-4	
4/27 Mississippi State	W, 3-0	
4/28 Mississippi State	L, 1-10	
4/28 Mississippi State	W, 5-2	
5/1 Loyola (New Orleans)	W, 10-4	
5/4 at Tulane	L, 1-7	
5/5 at Tulane	L, 8-10	

1957 (8-11) • Coach Ray Didier		
3/16 Southeastern La.	W, 11-2	
3/23 Alabama	W, 3-2	
3/23 Alabama	L, 0-2	
3/29 Mississippi	W, 9-1	
3/30 Mississippi	L, 0-4	
3/30 Mississippi	L, 5-6	
4/2 Southeastern La.	L, 3-11	
4/6 at Shell Oilers	L, 1-6	
4/8 at Loyola (New Orleans)	L, 4-12	
4/13 at Tulane	L, 6-8	
4/19 Vanderbilt	L, 7-8	
4/20 Vanderbilt	W, 3-14	
4/20 Vanderbilt	L, 0-2	
4/23 Centenary	W, 7-5	
4/26 at Mississippi State	L, 1-4	
4/27 at Mississippi State	L, 1-4	
4/27 at Mississippi State	W, 2-0	
5/3 Tulane	W, 4-1	
5/4 Tulane	W, 1-0	

1958 (14-11) • Coach Ray Didier		
3/15 Southwestern La.	L, 2-8	
3/21 Southern Illinois	W, 5-4	
3/21 Southern Illinois	L, 4-5	
3/22 Southern Illinois	W, 13-10	
3/28 Mississippi State	L, 2-5	
3/29 Mississippi State	W, 7-3	
3/31 Alabama	L, 1-6	
4/1 Alabama	W, 9-3	
4/2 Northern Illinois	L, 3-5	
4/3 Southwestern (Memphis)	W, 8-7	
4/8 at Southeastern La.	L, 10-11	
4/11 at Tulane	W, 7-4	
4/12 at Tulane	W, 5-4	
4/14 at Mississippi	L, 1-5	
4/19 Loyola (New Orleans)	W, 6-2	
4/21 Mississippi	W, 2-1	
4/22 Mississippi	L, 4-5	
4/25 at Alabama	L, 8-11	
4/26 at Alabama	L, 4-6	
4/28 at Southwestern La.	W, 5-2	
4/30 Tulane	W, 16-14	
5/1 Tulane	W, 6-0	
5/3 at Loyola (New Orleans)	L, 5-6	
5/5 at Mississippi State	W, 3-1	
5/6 at Mississippi State	W, 7-5	

1959 (16-17) • Coach Ray Didier		
3/13 Loyola (New Orleans)	W, 14-10	
3/16 Southwestern Louisiana	W, 7-0	
3/21 at Southeastern Louisiana	L, 4-8	
3/23 Northern Illinois	W, 3-1	
3/25 Southern Illinois	L, 6-11	
3/26 at Northeast La.	L, 0-2	
3/26 vs. NW St. (at Monroe, La.)	L, 15-16	
3/26 at Northeast La.	L, 2-7	
3/27 vs. Miss. St. (at Monroe, La.)	W, 10-0 (7)	
3/27 at Northeast La.	W, 6-1	
3/28 vs. NW State (at Monroe, La.)	W, 7-3	
3/28 vs. Miss. State (at Monroe, La.)	L, 0-7	
3/30 Oklahoma	L, 3-4	
3/31 Wheaton	W, 21-4	
4/3 Mississippi	L, 0-7	
4/4 Mississippi	W, 8-5	
4/6 Mississippi State	L, 6-8	
4/7 Mississippi State	W, 6-4	
4/10 at Alabama	W, 4-3	
4/11 at Alabama	L, 3-8	
4/13 at Mississippi State	L, 2-3	
4/14 at Mississippi State	L, 3-4	
4/18 at Loyola (New Orleans)	W, 5-4	
4/20 Alabama	W, 5-1	
4/21 Alabama	W, 9-3	

4/24 at Mississippi	L, 4-7
4/25 at Mississippi	L, 5-9
4/28 at Southwestern Louisiana	L, 1-2
5/2 Tulane	L, 7-9
5/2 Tulane	W, 6-1
5/5 Southeastern Louisiana	W, 7-5
5/9 at Tulane	W, 4-3
5/9 at Tulane	L, 2-3

1960 (15-14) • Coach Ray Didier

3/12 at Loyola (New Orleans)	L, 9-12
3/16 Southwestern La.	W, 9-1
3/19 Southeastern La.	W, 7-5
3/21 Northern Illinois	W, 11-0
3/22 Northern Illinois	W, 5-1
3/25 Mississippi	W, 5-4
3/26 Mississippi	L, 3-5
3/28 Alabama	W, 5-2
4/1 at Mississippi State	L, 5-6
4/2 at Mississippi State	W, 8-7
4/4 at Mississippi	L, 0-7
4/5 at Mississippi	L, 2-13
4/9 Loyola (New Orleans)	L, 1-5
4/11 at Southeastern La.	L, 1-11
4/14 vs. Miss. State (at Monroe, La.)	W, 6-4 (7)
4/14 vs. Arkansas (at Monroe, La.)	W, 5-1 (7)
4/15 vs. Baylor (at Monroe, La.)	L, 0-3 (7)
4/15 at Northeast La.	W, 7-6 (7)
4/16 vs. NW State (at Monroe, La.)	W, 3-2 (7)
4/18 Mississippi State	L, 1-2
4/19 Mississippi State	L, 9-10
4/20 Arkansas	L, 5-11
4/23 at Tulane	W, 10-0
4/23 at Tulane	W, 10-3
4/26 at Southwestern Louisiana	W, 4-3
5/2 Tulane	W, 5-0
5/3 Tulane	L, 1-2
5/6 at Alabama	L, 5-6
5/7 at Alabama	L, 1-7

1961 (20-5) • Coach Ray Didier**SEC Champions**

3/11 at Loyola (New Orleans)	W, 4-3
3/18 Northeast Louisiana	W, 10-4
3/20 Southwestern Louisiana	W, 13-1
3/24 Mississippi State	W, 4-2
3/25 Mississippi State	L, 4-8
3/28 Ole Miss	W, 4-3 (8)
3/28 Ole Miss	W, 2-1 (7)
4/4 DePauw	W, 5-4 (7)
4/4 DePauw	W, 10-0 (7)
4/7 at Ole Miss	W, 4-0
4/7 at Ole Miss	L, 1-6
4/12 at Southeastern Louisiana	W, 13-1
4/14 at Tulane	W, 13-3
4/15 at Tulane	L, 2-3 (13)
4/18 at Southwestern Louisiana	W, 7-6
4/21 at Mississippi State	W, 3-2
4/22 at Mississippi State	W, 4-2
4/24 at Alabama	W, 16-3
4/25 at Alabama	L, 0-5
4/28 Loyola (New Orleans)	L, 2-4
5/1 Alabama	W, 3-1
5/5 Tulane	W, 6-3
5/6 Tulane	W, 5-3

SEC PLAYOFFS

5/10 at Auburn	W, 4-3
5/12 Auburn	W, 6-5 (11)

1962 (15-11-1) • Coach Ray Didier

3/17 at Loyola (New Orleans)	L, 2-7
3/17 at Loyola (New Orleans)	L, 1-2
3/19 Northwestern	W, 5-1
3/20 Northern Illinois	W, 10-8

3/20 Northern Illinois	W, 3-0
3/23 Tulane	W, 4-0
3/24 Tulane	L, 3-8
2/26 Northeast Louisiana	W, 5-0
3/28 Oklahoma	W, 5-4
3/30 at Ole Miss	W, 3-2
3/31 at Ole Miss	L, 3-7
4/2 at Alabama	L, 1-7
4/3 at Alabama	W, 4-0
4/9 Ole Miss	W, 12-5
4/10 Ole Miss	W, 7-1
4/13 Mississippi State	W, 4-3
4/14 Mississippi State	L, 3-5
4/16 Alabama	T, 4-4
4/17 Alabama	L, 2-3
4/19 Southeastern Louisiana	L, 2-6
4/23 Loyola (New Orleans)	W, 4-3 (8)
4/23 Loyola (New Orleans)	L, 2-6 (7)
4/27 at Mississippi State	L, 2-3
4/28 at Mississippi State	L, 3-4
5/2 at Southeastern Louisiana	W, 8-6 (12)
5/4 Tulane	W, 2-0
5/5 Tulane	W, 7-3

1963 (16-10) • Coach Ray Didier

3/11 Southeastern Louisiana	W, 7-5
3/14 vs. Mississippi State	W, 2-1 (7)
3/15 at Loyola (New Orleans)	W, 6-1 (7)
3/16 vs. Illinois	W, 2-0
3/22 at Tulane	W, 2-1
3/23 at Tulane	L, 3-4
3/26 Northern Illinois	L, 3-5
3/29 Alabama	L, 3-14
3/30 Alabama	L, 6-13
4/1 Ole Miss	L, 5-6 (11)
4/2 Ole Miss	L, 3-7
4/5 at Mississippi State	W, 6-3
4/6 at Mississippi State	W, 4-1
4/11 Loyola (New Orleans)	L, 1-5
4/15 vs. Arkansas	W, 10-5
4/16 Arkansas	W, 10-2
4/20 at Ole Miss	L, 4-5 (7)
4/20 at Ole Miss	W, 10-3 (7)
4/22 at Alabama	W, 3-2
4/23 at Alabama	L, 3-10
4/26 at Loyola (New Orleans)	L, 5-8
4/29 Mississippi State	W, 8-4 (12)
4/30 Mississippi State	W, 7-3
5/1 at Southeastern Louisiana	W, 6-2
5/3 Tulane	W, 4-2
5/4 Tulane	W, 6-2

1964 (11-11-1) • Coach Jim Waldrop

3/9 Southeastern Louisiana	W, 7-5
3/12 vs. Memphis State	W, 4-2
3/13 at Loyola (New Orleans)	L, 0-4
3/14 vs. Memphis State	W, 3-2 (7)
3/14 at Loyola (New Orleans)	L, 0-7 (7)
3/21 Tulane	L, 0-3
3/21 Tulane	L, 1-3
3/26 Northern Illinois	L, 1-7
3/26 Northern Illinois	L, 0-5
3/30 Notre Dame	W, 9-2
3/31 Notre Dame	W, 8-7 (10)
4/3 Alabama	W, 5-4 (11)
4/4 Alabama	L, 4-5
4/7 Ole Miss	L, 3-4 (7)
4/7 Ole Miss	L, 1-3 (7)
4/10 at Mississippi State	L, 5-11
4/11 at Mississippi State	W, 5-2
4/14 at Loyola (New Orleans)	T, 5-5
4/27 at Alabama	W, 7-3
4/30 at Southeastern Louisiana	W, 4-3 (11)
5/4 Mississippi State	L, 2-14

5/5 Mississippi State	W, 14-4
5/9 at Tulane	W, 7-5 (7)

1965 (6-13) • Coach Jim Waldrop

3/20 at Loyola (New Orleans)	L, 3-4
3/24 Northern Illinois	W, 5-4
3/27 at Tulane	L, 4-6 (7)
3/27 at Tulane	L, 1-7 (7)
3/29 Loyola (New Orleans)	L, 1-6
4/2 at Mississippi State	L, 2-5
4/5 at Alabama	L, 0-4
4/6 at Alabama	L, 2-11
4/9 Ole Miss	L, 5-6
4/10 Ole Miss	W, 8-5
4/12 MacMurray	W, 4-3
4/23 Mississippi State	W, 6-0
4/24 Mississippi State	L, 0-5
4/26 Alabama	L, 0-8
4/27 Alabama	L, 2-6
4/30 Tulane	W, 2-1 (12)
5/1 Tulane	W, 3-2
5/3 at Ole Miss	L, 4-15
5/4 at Ole Miss	L, 5-7

1966 (9-14) • Coach Jim Smith

3/18 Delta State	W, 4-2
3/19 Delta State	L, 4-6
3/26 at Loyola (New Orleans)	L, 5-7
3/28 Tulane	L, 2-15
3/29 Tulane	L, 2-3
4/1 at Ole Miss	L, 4-6
4/2 at Ole Miss	L, 4-5 (12)
4/4 at Mississippi State	L, 2-9
4/5 at Mississippi State	L, 0-3
4/7 Illinois State	W, 10-3
4/8 Ole Miss	W, 9-7
4/9 Ole Miss	L, 2-5
4/15 Alabama	W, 2-1 (10)
4/16 Alabama	L, 0-1 (7)
4/19 Mississippi State	L, 1-9 (7)
4/19 Mississippi State	L, 0-1 (7)
4/23 vs. Florida State	W, 3-2 (10)
4/23 vs. Florida State	W, 1-0
4/30 Loyola (New Orleans)	W, 7-0
5/3 at Alabama	L, 0-5 (7)
5/3 at Alabama	L, 1-6 (7)
5/7 at Tulane	W, 2-0 (7)
5/7 at Tulane	W, 1-0 (7)

1967 (17-13) • Coach Jim Smith

3/18 Kansas State	L, 0-1 (7)
3/18 Kansas State	L, 0-2 (7)
3/20 Texas Christian	L, 0-8 (6)
3/21 Texas Christian	W, 3-1
3/22 Southern Methodist	W, 5-1
3/23 Southern Methodist	W, 7-4
3/24 Northern Illinois	W, 6-4 (7)
3/24 Northern Illinois	W, 3-2 (7)
3/27 at Loyola (New Orleans)	W, 9-0
4/1 Loyola (New Orleans)	W, 7-0
4/7 at Mississippi State	L, 1-3 (7)
4/7 at Mississippi State	L, 1-3 (7)
4/8 at Mississippi State	W, 9-8
4/10 at Alabama	W, 3-2 (8)
4/10 at Alabama	L, 2-3 (7)
4/11 at Alabama	L, 4-7 (10)
4/15 vs. Ole Miss	L, 0-9 (7)
4/15 vs. Ole Miss	W, 6-3 (7)
4/21 Mississippi State	L, 0-2 (7)
4/21 Mississippi State	W, 6-3 (7)
4/22 Mississippi State	W, 5-3
4/24 at Tulane	L, 0-8
4/25 Tulane	W, 9-0
4/28 at Ole Miss	L, 4-8 (7)

4/28 at Ole Miss	W, 4-1 (7)
4/29 at Ole Miss	L, 1-6
5/5 Alabama	W, 7-0 (7)
5/5 Alabama	W, 2-0 (7)
5/6 Alabama	W, 6-3

SEC WEST DIVISION PLAYOFF

5/8 at Mississippi	L, 2-6
--------------------	--------

1968 (20-14) • Coach Jim Smith

3/8 Loyola (New Orleans)	W, 2-0
3/9 at Loyola (New Orleans)	L, 0-2
3/23 Kansas State	W, 1-0 (7)
3/23 Kansas State	L, 1-3 (7)
3/26 Kansas State	W, 6-1 (7)
3/26 Kansas State	L, 1-6 (7)
3/29 at Tulane	W, 8-2
3/30 at Tulane	W, 5-1
4/5 Alabama	W, 3-1 (7)
4/5 Alabama	L, 0-1 (7)
4/6 Alabama	W, 10-1
4/11 Northeast Louisiana	W, 5-1 (7)
4/11 vs. Nicholls State	W, 4-0 (7)
4/12 Southwestern Louisiana	W, 8-0 (7)
4/12 vs. Ole Miss	L, 0-2 (7)
4/13 Louisiana Tech	W, 4-0 (7)
4/19 at Ole Miss	L, 2-5 (7)
4/19 at Ole Miss	L, 2-5 (7)
4/20 at Ole Miss	W, 8-5
4/22 at Mississippi State	W, 4-3 (7)
4/22 at Mississippi State	W, 7-2 (7)
4/23 at Mississippi State	L, 2-3
4/26 Ole Miss	L, 0-4 (7)
4/26 Ole Miss	W, 1-0 (7)
4/27 Ole Miss	W, 5-1
4/30 Tulane	L, 0-1 (7)
4/30 Tulane	W, 5-2 (7)
5/3 Mississippi State	L, 3-6
5/3 Mississippi State	W, 4-0 (7)
5/4 Mississippi State	W, 4-3 (11)
5/10 at Alabama	W, 4-1 (7)
5/10 at Alabama	L, 0-1 (7)
5/11 at Alabama	L, 0-1

SEC WEST DIVISION PLAYOFF

5/13 Alabama	L, 4-6
--------------	--------

1969 (11-24) • Coach Jim Smith

3/8 Loyola (New Orleans)	W, 2-0
3/9 Nicholls State	W, 13-6
3/10 at Southeastern Louisiana	L, 3-4
3/14 Southern Illinois	L, 0-3 (7)
3/14 Southern Illinois	L, 1-8 (6)
3/15 Southern Illinois	L, 2-4
3/22 Southeastern Louisiana	L, 2-11
3/28 Kansas State	L, 2-9 (7)
3/28 Kansas State	L, 1-3 (7)
3/29 Kansas State	W, 4-2 (7)
3/29 Kansas State	W, 3-2 (7)
3/31 at Loyola (New Orleans)	W, 4-0
4/3 Southeastern Louisiana	L, 1-4 (7)
4/3 vs. Nicholls State	L, 3-7 (7)
4/4 Northeast Louisiana	L, 1-3 (7)
4/4 vs. Northern Illinois	W, 1-0 (7)
4/7 at Alabama	L, 1-10 (7)
4/7 at Alabama	L, 0-1
4/8 at Alabama	L, 6-7
4/11 Ole Miss	L, 3-7 (7)
4/11 Ole Miss	L, 1-4 (7)
4/18 at Mississippi State	L, 2-4 (7)
4/18 at Mississippi State	W, 6-4
4/19 at Mississippi State	L, 2-3
4/25 at Ole Miss	L, 0-2 (7)
4/25 at Ole Miss	W, 3-2
4/26 at Ole Miss	L, 4-6
4/29 Tulane	W, 4-3 (10)

All-Time Results

5/2 Mississippi State	L, 0-3 (7)
5/2 Mississippi State	W, 5-3
5/3 Mississippi State	L, 4-10
5/4 at Tulane	L, 2-10
5/9 Alabama	L, 0-5 (7)
5/9 Alabama	L, 1-2
5/10 Alabama	W, 12-3

1970 (16-19) • Coach Jim Smith

3/8 Nicholls State	L, 2-4
3/10 Louisiana Tech	L, 2-3
3/13 Memphis State	W, 5-4 (7)
3/13 Memphis State	W, 2-1
3/14 Memphis State	L, 7-13
3/15 at Nicholls State	L, 3-4 (11)
3/26 vs. Northeast Louisiana	W, 1-0 (7)
3/26 vs. Southern	W, 2-0 (7)
3/27 Nicholls State	W, 3-2 (7)
3/27 Ole Miss	L, 2-8 (7)
3/28 vs. Northern Illinois	L, 4-12 (7)
3/28 Southwestern Louisiana	L, 2-9 (7)
3/31 Southeastern Louisiana	W, 7-5
4/3 Alabama	W, 4-1 (7)
4/3 Alabama	L, 3-4
4/4 Alabama	W, 1-0
4/7 at Southeastern Louisiana	W, 16-3
4/8 Loyola (New Orleans)	W, 6-3
4/10 at Ole Miss	L, 2-3
4/10 at Ole Miss	L, 1-10
4/11 at Ole Miss	L, 0-1
4/14 at Southern Miss	W, 5-2
4/17 Mississippi State	L, 3-5 (7)
4/17 Mississippi State	L, 1-3
4/18 Mississippi State	L, 3-5
4/21 at Loyola (New Orleans)	W, 8-5
4/24 Ole Miss	W, 4-0 (7)
4/24 Ole Miss	W, 9-0
4/25 Ole Miss	L, 3-9
4/28 Tulane	L, 3-4
5/1 at Mississippi State	L, 0-5 (7)
5/5 Southern Miss	W, 6-2
5/8 at Alabama	W, 6-0 (7)
5/8 at Alabama	L, 5-6 (12)
5/9 at Alabama	L, 0-4

1971 (20-16) • Coach Jim Smith

3/5 at Rice	L, 1-2 (7)
3/5 at Rice	W, 3-0 (7)
3/6 at Rice	W, 9-1
3/7 Louisiana Tech	L, 0-2
3/13 Southeastern Louisiana	W, 11-10
3/14 at Nicholls State	L, 1-2
3/17 Southern Miss	L, 0-8
3/22 Florida	W, 2-1 (7)
3/22 Florida	L, 0-5 (7)
3/23 Florida	W, 6-3
3/24 Nicholls State	L, 0-3
3/27 South Alabama	W, 7-4
3/28 Loyola (New Orleans)	W, 2-1
4/2 Mississippi State	W, 2-0
4/2 Mississippi State	W, 3-1 (7)
4/3 Mississippi State	W, 9-1
4/4 at Tulane	W, 3-1
4/9 at Mississippi State	L, 1-2 (7)
4/9 at Mississippi State	L, 4-7
4/10 at Mississippi State	L, 2-11
4/13 at Loyola (New Orleans)	L, 7-9
4/16 Ole Miss	L, 1-6 (7)
4/16 Ole Miss	W, 3-2
4/17 Ole Miss	L, 2-6
4/20 at Southeastern Louisiana	W, 7-6
4/23 at Ole Miss	W, 10-3 (7)
4/23 at Ole Miss	W, 9-4
4/24 at Ole Miss	L, 2-7

4/27 Tulane	W, 8-0
4/30 at Alabama	W, 3-2 (7)
4/30 at Alabama	W, 11-1
5/1 at Alabama	W, 7-2
5/3 at Southern Miss	L, 0-6
5/7 Alabama	L, 5-6 (7)
5/7 Alabama	L, 2-5
5/8 Alabama	W, 5-4 (10)

1972 (21-21) • Coach Jim Smith

3/3 Rice	W, 3-0 (7)
3/3 Rice	W, 1-0 (7)
3/4 Rice	W, 4-2
3/11 Loyola (New Orleans)	W, 4-0
3/16 Kansas State	W, 2-1 (7)
3/16 Kansas State	W, 7-2 (7)
3/17 Kansas State	L, 3-4 (7)
3/17 Kansas State	W, 5-4 (7)
3/18 Kansas State	W, 5-3
3/20 Oklahoma	W, 9-1 (7)
3/20 Oklahoma	L, 1-9 (7)
3/22 Tulane	W, 6-2
3/23 Oklahoma	W, 1-0
3/23 Oklahoma	L, 1-3 (7)
3/25 at South Alabama	L, 0-5
3/25 at South Alabama	L, 2-3 (7)
3/26 at South Alabama	L, 3-4
3/28 vs. U.S. Coast Guard	W, 11-2
3/31 at Ole Miss	L, 1-2
3/31 at Ole Miss	L, 2-5 (7)
4/1 at Ole Miss	L, 2-3
4/7 Mississippi State	W, 4-2 (7)
4/7 Mississippi State	L, 0-1 (7)
4/8 Mississippi State	L, 3-4
4/9 South Alabama	L, 4-6 (7)
4/9 South Alabama	W, 6-4 (7)
4/10 South Alabama	L, 6-9 (16)
4/14 Alabama	W, 7-3 (7)
4/14 Alabama	W, 5-4 (7)
4/15 Alabama	L, 6-10
4/18 Southern Miss	W, 5-3
4/21 at Mississippi State	L, 1-4 (7)
4/21 at Mississippi State	W, 4-3 (7)
4/22 at Mississippi State	L, 1-2
4/25 at Loyola (New Orleans)	L, 3-4
4/28 at Alabama	W, 6-2 (7)
4/28 at Alabama	L, 8-12 (7)
4/29 at Alabama	L, 4-8
5/2 at Tulane	L, 3-5
5/5 Ole Miss	W, 4-3
5/5 Ole Miss	L, 4-7 (7)
5/6 Ole Miss	W, 7-3

1973 (18-13) • Coach Jim Smith

3/5 at Southern Miss	W, 2-0
3/5 at Southern Miss	W, 3-1 (7)
3/7 at South Alabama	L, 1-10
3/7 at South Alabama	L, 0-10 (7)
3/9 Memphis State	L, 1-7 (7)
3/9 Memphis State	W, 5-1 (7)
3/10 Memphis State	W, 2-1
3/11 at Tulane	W, 4-3
3/13 U.S. Coast Guard	W, 16-2 (7)
3/13 U.S. Coast Guard	W, 9-1 (7)
3/15 Tulane	W, 5-4
3/17 Tennessee	W, 3-0 (7)
3/17 Tennessee	W, 10-7 (7)
3/18 Tennessee	L, 7-8
3/20 Oklahoma State	L, 1-4 (7)
3/20 Oklahoma State	L, 2-5 (7)
3/31 at Mississippi State	L, 0-1 (7)
3/31 at Mississippi State	L, 5-6 (7)
4/6 at Alabama	L, 3-6 (7)
4/6 at Alabama	W, 2-1 (7)

4/13 Mississippi State	W, 6-0 (7)
4/13 Mississippi State	W, 3-2 (7)
4/14 Mississippi State	W, 3-0
4/20 Alabama	L, 0-3 (7)
4/20 Alabama	W, 3-2 (7)
4/21 Alabama	L, 3-5 (10)
4/24 South Alabama	W, 7-6 (7)
4/24 South Alabama	W, 4-3 (7)
4/27 at Ole Miss	L, 8-12 (7)
4/27 at Ole Miss	L, 12-15 (7)
4/28 at Ole Miss	W, 8-3

1974 (18-17) • Coach Jim Smith

3/1 Vanderbilt	W, 10-5
3/2 Vanderbilt	W, 8-7 (7)
3/2 Vanderbilt	L, 3-7 (7)
3/3 Vanderbilt	L, 3-5
3/9 at South Alabama	L, 0-1
3/9 at South Alabama	L, 0-2 (7)
3/12 at Tulane	W, 2-1
3/16 Illinois State	L, 2-5 (7)
3/16 Illinois State	W, 3-1 (7)
3/17 Drake	L, 2-3 (7)
3/17 Drake	W, 4-1 (7)
3/18 Drake	W, 6-5 (7)
3/18 Drake	W, 3-2 (7)
3/19 Drake	W, 2-1
3/22 at Ole Miss	W, 5-0 (7)
3/22 at Ole Miss	L, 0-1 (7)
3/23 at Ole Miss	L, 4-9
3/29 Mississippi State	L, 1-3 (7)
3/29 Mississippi State	W, 6-2 (7)
3/30 Mississippi State	W, 3-1
4/6 Alabama	L, 6-7 (7)
4/6 Alabama	W, 3-2 (8)
4/7 Alabama	W, 6-4 (11)
4/8 Illinois Wesleyan	W, 4-2 (7)
4/8 Illinois Wesleyan	L, 1-4 (7)
4/13 at Mississippi State	L, 0-1 (7)
4/13 at Mississippi State	L, 2-3 (7)
4/20 at Alabama	L, 2-3 (7)
4/20 at Alabama	L, 1-10 (7)
4/21 at Alabama	L, 1-9
4/23 Tulane	W, 6-3
4/26 Ole Miss	W, 4-1 (7)
4/26 Ole Miss	W, 4-0 (7)
4/27 Ole Miss	L, 0-8
4/28 Southern Miss	W, 8-7

1975 (40-16) • Coach Jim Smith

SEC Champions

NCAA South Regional Participants

2/22 Houston	L, 2-12 (7)
2/22 Houston	W, 5-1 (7)
2/23 Houston	L, 3-10 (7)
2/23 Houston	L, 4-10 (7)
2/28 Vanderbilt	W, 6-4
3/1 Vanderbilt	L, 2-7 (7)
3/1 Vanderbilt	W, 10-0 (7)
3/2 Vanderbilt	W, 17-1
3/9 Memphis State	W, 4-2 (7)
3/9 Memphis State	W, 2-1 (7)
3/10 Memphis State	W, 4-3
3/14 Illinois State	L, 2-4 (7)
3/14 Illinois State	W, 5-1 (7)
3/15 Kentucky	W, 1-0 (7)
3/15 Kentucky	W, 6-1 (7)
3/21 vs. Michigan State	W, 9-6 (7)
3/21 at Miami (Fla.)	W, 3-1 (11)
3/22 vs. Michigan State	L, 4-18
3/22 at Miami (Fla.)	L, 2-9
3/23 at Miami (Fla.)	L, 0-13
3/25 Colgate	W, 5-1 (7)
3/25 Colgate	W, 5-0 (7)

3/26 Colgate	W, 4-2 (7)
3/26 Colgate	W, 10-2 (7)
3/28 Ole Miss	W, 5-1 (7)
3/28 Ole Miss	W, 3-2 (10)
3/29 Ole Miss	W, 8-1 (7)
3/29 Ole Miss	W, 2-1 (7)
3/31 Wisconsin	W, 8-7
4/1 Wisconsin	L, 3-9 (7)
4/1 Wisconsin	L, 1-4 (7)
4/4 at Mississippi State	W, 11-0 (7)
4/4 at Mississippi State	W, 11-0 (7)
4/5 at Mississippi State	W, 5-4 (7)
4/5 at Mississippi State	W, 3-0 (7)
4/9 Tulane	W, 2-1
4/11 Alabama	L, 4-5 (7)
4/11 at Alabama	W, 6-5 (7)
4/12 at Alabama	L, 9-10 (7)
4/12 at Alabama	W, 4-2 (7)
4/15 at Tulane	L, 1-14
4/18 Mississippi State	W, 4-3 (10)
4/18 Mississippi State	W, 3-2 (7)
4/19 Mississippi State	W, 5-1 (7)
4/19 Mississippi State	W, 8-0 (7)
4/25 Alabama	W, 6-5 (7)
4/25 Alabama	W, 9-2 (7)
4/26 Alabama	W, 9-2 (7)
4/26 Alabama	W, 5-2 (7)
5/2 at Ole Miss	L, 6-7 (7)
5/2 at Ole Miss	W, 2-1 (7)

SEC PLAYOFFS

5/14 Georgia	W, 6-5 (10)
5/17 at Georgia	W, 8-3 (7)

NCAA SOUTH REGIONAL

STARKVILLE, MISS.

5/23 Murray State	W, 7-2
5/24 Florida State	L, 2-4
5/24 Miami (Fla.)	L, 1-8

1976 (19-23) • Coach Jim Smith

2/21 at Houston	L, 5-6 (7)
2/21 at Houston	W, 9-4 (7)
2/22 at Houston	L, 3-6 (7)
2/22 at Houston	L, 1-11 (7)
2/29 at South Alabama	L, 6-17
3/1 at South Alabama	W, 6-3
3/4 Nicholls State	L, 6-7
3/7 at Nicholls State	W, 3-2
3/12 Alabama	W, 4-0 (7)
3/12 Alabama	L, 2-5 (7)
3/13 Alabama	W, 11-1
3/17 Northwestern State	W, 10-1 (7)
3/17 Northwestern State	W, 9-4 (7)
3/21 Princeton	L, 1-4 (11)
3/21 Princeton	W, 4-2 (7)
3/22 Princeton	W, 6-2
3/23 Ohio State	W, 8-6 (7)
3/23 Ohio State	L, 3-4 (7)
3/26 Ole Miss	W, 5-3 (7)
3/26 Ole Miss	W, 2-0 (5)
3/27 Ole Miss	L, 2-4 (10)
4/2 at Mississippi State	L, 1-2 (7)
4/2 at Mississippi State	L, 5-6 (13)
4/3 at Mississippi State	L, 9-10
4/6 New Orleans	L, 3-10
4/9 Auburn	W, 4-3 (7)
4/9 Auburn	L, 2-5 (7)
4/10 Auburn	W, 3-1
4/11 at New Orleans	L, 2-9
4/13 Tulane	L, 1-2
4/16 at Alabama	W, 3-2 (7)
4/16 at Alabama	L, 0-1 (7)
4/17 at Alabama	L, 5-8
4/20 at Tulane	L, 1-5
4/23 Mississippi State	W, 4-1 (7)

4/23 Mississippi State	L, 0-2 (7)
4/24 Mississippi State	W, 4-1
4/26 at Ole Miss	L, 0-2 (7)
4/26 at Ole Miss	L, 1-6 (7)
4/27 at Ole Miss	W, 5-4 (10)
4/30 at Auburn	W, 2-0 (7)
5/1 at Auburn	L, 1-5 (7)

1977 (17-27) • Coach Jim Smith

2/18 Texas A&M	L, 0-15 (7)
2/18 Texas A&M	L, 1-2 (7)
2/19 Texas A&M	L, 0-2 (7)
2/19 Texas A&M	W, 4-2 (7)
2/21 at New Orleans	L, 5-6 (10)
2/26 Nicholls State	L, 9-13 (7)
2/27 Houston	L, 1-3 (7)
2/27 Nicholls State	W, 3-1 (7)
3/7 Miami (Fla.)	W, 4-1
3/8 Miami (Fla.)	L, 4-6
3/13 at Alabama	W, 17-10 (7)
3/13 at Alabama	L, 3-12 (6)
3/15 Illinois	W, 13-2
3/16 Illinois	W, 3-2 (7)
3/16 Illinois	W, 12-4 (7)
3/19 Ole Miss	W, 7-5 (7)
3/19 Ole Miss	L, 2-4 (7)
3/20 Ole Miss	L, 1-4
3/26 at Auburn	L, 0-2 (7)
3/26 at Auburn	L, 2-10 (7)
3/27 at Auburn	L, 2-4
3/30 New Orleans	L, 4-6
4/2 Wisconsin	L, 3-10 (7)
4/2 Wisconsin	W, 4-1 (7)
4/3 at Tulane	L, 5-13
4/5 Illinois State	W, 2-0 (7)
4/5 Illinois State	L, 2-3 (7)
4/6 Wisconsin	W, 6-3
4/7 Wisconsin	W, 4-3
4/9 at Mississippi State	W, 11-8 (7)
4/9 at Mississippi State	L, 1-7 (7)
4/10 at Mississippi State	L, 1-7
4/13 Tulane	W, 5-2
4/16 Alabama	L, 2-3 (7)
4/16 Alabama	L, 4-7 (7)
4/17 Alabama	L, 4-10
4/23 at Ole Miss	L, 1-6 (7)
4/23 at Ole Miss	L, 4-5 (7)
4/24 at Ole Miss	L, 4-10
4/27 Northwestern State	W, 2-1
4/30 Auburn	W, 1-0 (10)
4/30 Auburn	L, 0-3 (7)
5/7 South Alabama	W, 5-4
5/8 South Alabama	L, 3-19

1978 (12-34) • Coach Jim Smith

2/17 Texas A&M	L, 3-4 (7)
2/19 Texas A&M	L, 4-5 (8)
2/19 Texas A&M	L, 2-6 (7)
2/25 at Houston	L, 0-4 (7)
2/25 at Houston	W, 7-3 (7)
2/26 at Houston	L, 0-1 (7)
2/26 at Houston	L, 1-5 (7)
2/28 South Alabama	L, 2-4 (10)
3/1 South Alabama	L, 1-4
3/4 Mississippi State	L, 1-2 (11)
3/5 Mississippi State	W, 5-2 (7)
3/5 Mississippi State	L, 1-4 (7)
3/11 Alabama	W, 3-2 (7)
3/11 Alabama	L, 0-3 (7)
3/12 Alabama	L, 2-16
3/15 at New Orleans	L, 0-7
3/18 at Ole Miss	L, 2-3 (7)
3/18 at Ole Miss	L, 1-2 (7)
3/19 at Ole Miss	L, 7-27

3/22 Illinois State	L, 7-9 (7)
3/22 Illinois State	L, 0-4 (7)
3/23 Navy	W, 4-3 (7)
3/23 Navy	L, 4-7 (7)
3/25 Auburn	W, 1-0 (7)
3/25 Auburn	L, 0-3 (7)
3/26 Auburn	W, 1-0
4/1 at Tulane	W, 9-6
4/2 vs. Nicholls State	L, 5-6 (7)
4/2 vs. Nicholls State	L, 4-15 (7)
4/4 Tulane	L, 4-12
4/8 at Mississippi State	L, 4-12 (7)
4/8 at Mississippi State	L, 6-7 (7)
4/9 at Mississippi State	L, 13-26
4/13 New Orleans	W, 4-3 (10)
4/15 at Alabama	L, 4-5 (7)
4/15 at Alabama	L, 1-8 (7)
4/16 at Alabama	L, 1-2
4/19 Nicholls State	L, 4-5 (11)
4/22 Ole Miss	W, 3-2 (7)
4/22 Ole Miss	W, 6-5 (11)
4/23 Ole Miss	L, 4-5
4/26 Northwestern State	W, 3-0 (7)
4/26 Northwestern State	W, 2-1 (7)
4/29 at Auburn	L, 5-8 (7)
4/29 at Auburn	L, 4-5 (7)
4/30 at Auburn	L, 1-14

1979 (34-20) • Coach Jack Lamabe

2/17 at Southwestern Louisiana	W, 5-2
2/19 Southwestern Louisiana	W, 4-0
2/26 Southeastern Louisiana	W, 5-0 (7)
2/26 Southeastern Louisiana	W, 8-4 (7)
2/28 Nicholls State	W, 9-3 (7)
2/28 Nicholls State	W, 2-0 (7)
3/4 Mississippi State	L, 1-3 (7)
3/4 Mississippi State	W, 2-1
3/7 Navy	W, 13-5
3/8 at Southeastern Louisiana	L, 8-15 (7)
3/8 at Southeastern Louisiana	L, 1-4 (7)
3/11 at Ole Miss	W, 11-2 (7)
3/11 at Ole Miss	W, 1-0 (7)
3/12 Navy	W, 4-3
3/13 Illinois State	W, 12-5
3/14 Southern Miss	W, 1-0 (7)
3/14 Southern Miss	W, 2-1 (12)
3/17 Alabama	L, 0-1 (7)
3/17 Alabama	W, 8-4 (7)
3/18 Alabama	W, 11-2
3/20 Wisconsin	W, 5-4 (7)
3/20 Wisconsin	W, 8-0 (7)
3/21 Wisconsin	W, 7-4
3/23 Louisville	W, 16-13
3/24 Auburn	W, 7-4 (7)
3/24 Auburn	W, 7-1 (7)
3/25 Auburn	W, 3-2
3/26 Northwestern State	W, 3-0 (7)
3/26 Northwestern State	W, 5-4
3/28 Tulane	W, 10-7
3/31 at Tulane	L, 1-2
4/1 at Southern Miss	L, 1-6 (7)
4/1 at Southern Miss	W, 14-10 (7)
4/4 New Orleans	L, 3-4 (8)
4/4 New Orleans	L, 3-5 (7)
4/5 Tulane	L, 3-4 (14)
4/7 at Mississippi State	L, 0-5 (7)
4/7 at Mississippi State	L, 2-5 (7)
4/11 at South Alabama	L, 3-10
4/12 at South Alabama	L, 5-12
4/14 Ole Miss	L, 2-6 (7)
4/14 Ole Miss	W, 3-1 (7)
4/15 Ole Miss	W, 8-3
4/18 at New Orleans	L, 4-9 (7)
4/18 at New Orleans	W, 4-2 (7)

4/21 at Alabama	W, 4-2 (8)
4/21 at Alabama	W, 7-1 (7)
4/24 vs. Nicholls State	L, 5-6 (10)
4/28 at Auburn	L, 4-8 (7)
4/28 at Auburn	L, 4-9 (7)
4/29 at Auburn	W, 6-2
SEC TOURNAMENT - STARKVILLE, MISS.	
5/11 vs. Florida	W, 5-2
5/13 vs. Miss. State	L, 5-12
5/14 vs. Florida	L, 1-5

1980 (23-19) • Coach Jack Lamabe

2/25 Nicholls State	L, 2-6 (7)
2/25 Nicholls State	W, 5-4 (10)
2/26 Southern Miss	L, 7-11
2/27 Southern Miss	W, 4-3 (11)
3/8 Ole Miss	L, 1-3 (7)
3/8 Ole Miss	L, 1-5 (6)
3/9 Ole Miss	W, 8-2
3/10 Illinois State	W, 6-0
3/11 Illinois State	W, 9-4 (7)
3/11 Illinois State	W, 13-2 (7)
3/12 Navy	L, 3-5 (7)
3/12 Navy	W, 9-6 (7)
3/13 Canisius	W, 7-0 (7)
3/13 Canisius	W, 10-2 (7)
3/16 Army	W, 11-8
3/17 Middle Tennessee	L, 5-8 (7)
3/18 Auburn	W, 8-2 (7)
3/18 Auburn	W, 10-5 (7)
3/22 at Alabama	L, 1-9 (7)
3/22 at Alabama	L, 3-8 (7)
3/23 at Alabama	W, 2-0
3/31 Tulane	W, 4-3
4/5 at Mississippi State	W, 5-2 (7)
4/5 at Mississippi State	W, 2-0 (7)
4/6 at Mississippi State	L, 7-9
4/8 New Orleans	L, 3-4 (7)
4/8 New Orleans	L, 0-4 (7)
4/15 Northwestern State	W, 5-3 (7)
4/15 Northwestern State	W, 5-0 (7)
4/17 at Southern Miss	W, 5-2 (7)
4/17 at Southern Miss	L, 4-5 (8)
4/19 at Auburn	L, 2-7 (7)
4/19 at Auburn	L, 2-3 (7)
4/20 at Auburn	L, 0-5
4/22 at Tulane	W, 8-7 (7)
4/22 at Tulane	L, 1-4 (7)
4/23 vs. Nicholls State	W, 7-4
4/24 at New Orleans	L, 1-5 (7)
4/24 at New Orleans	L, 1-3 (7)
4/26 Alabama	W, 2-1 (7)
4/26 Alabama	W, 4-3 (7)
4/27 Alabama	L, 2-4

1981 (23-30) • Coach Jack Lamabe

2/23 at Southern Miss	L, 4-5 (7)
2/23 at Southern Miss	L, 7-8 (6)
2/24 Nicholls State	W, 7-3 (7)
2/24 Nicholls State	W, 3-0 (7)
2/28 at Mississippi State	L, 1-15 (7)
2/28 at Mississippi State	L, 2-5 (7)
3/6 at Tulane	L, 4-8
3/7 Tulane	W, 4-3 (10)
3/8 vs. Nicholls State	L, 7-8
3/9 Navy	W, 3-2 (7)
3/9 Navy	L, 5-7 (7)
3/11 Navy	W, 10-9
3/14 South Alabama	W, 7-6
3/15 South Alabama	L, 15-18
3/16 Wisconsin	W, 16-4
3/18 Bellarmine	W, 8-6
3/19 Illinois-Chicago	W, 20-3 (5)
3/20 Illinois-Chicago	W, 6-1

3/22 Auburn	L, 3-4 (7)
3/22 Auburn	W, 2-1 (7)
3/24 at South Alabama	L, 4-6
3/25 at South Alabama	L, 3-6
3/26 Illinois-Chicago	W, 8-2
3/28 at Ole Miss	W, 2-1 (7)
3/28 at Ole Miss	L, 2-4 (7)
3/31 Tulane	W, 17-16 (10)
4/2 Cornell	W, 12-9
4/4 at Alabama	W, 5-1 (7)
4/4 at Alabama	L, 1-6 (6)
4/5 at Alabama	L, 0-8
4/7 New Orleans	L, 6-14
4/10 at New Orleans	L, 10-11 (13)
4/11 at Tulane	W, 22-9
4/13 at Jacksonville	W, 9-6
4/14 at Florida	L, 3-6
4/15 at Jacksonville	L, 1-7
4/16 at Jacksonville	L, 8-9
4/18 Mississippi State	L, 1-11 (7)
4/18 Mississippi State	L, 2-7 (7)
4/19 Mississippi State	L, 4-12
4/21 at New Orleans	L, 1-6
4/22 Southern Miss	L, 2-5 (7)
4/22 Southern Miss	W, 9-5 (7)
4/25 at Auburn	L, 3-4 (7)
4/25 at Auburn	W, 3-2
4/26 at Auburn	L, 4-12
4/28 New Orleans	L, 10-13 (11)
5/2 Ole Miss	L, 3-17 (7)
5/2 Ole Miss	W, 11-8 (7)
5/3 Ole Miss	W, 6-2
5/10 Alabama	W, 6-4 (7)
5/10 Alabama	L, 0-4 (7)
5/11 Alabama	L, 10-18

1982 (26-25) • Coach Jack Lamabe

2/24 at Southern Miss	L, 8-9
2/25 at Southern Miss	W, 10-5
2/28 Nicholls State	L, 2-4 (7)
2/28 Nicholls State	W, 12-1 (7)
3/2 Tulane	W, 13-3
3/7 Auburn	W, 4-2 (7)
3/7 Auburn	W, 11-0 (7)
3/9 Saint Louis	W, 11-1
3/10 Navy	W, 5-1 (7)
3/10 Navy	W, 7-3 (7)
3/13 at Mississippi State	L, 3-16 (7)
3/13 at Mississippi State	W, 3-0 (7)
3/14 at Mississippi State	W, 6-2
3/16 Southern Illinois	W, 13-9
3/17 Alabama-Birmingham	L, 8-14
3/18 Louisiana College	L, 5-7 (10)
3/20 Alabama	W, 4-3 (7)
3/20 Alabama	L, 1-3 (7)
3/21 Alabama	W, 10-9
3/24 Illinois-Chicago	W, 7-3 (7)
3/24 Illinois-Chicago	W, 8-2 (7)
3/25 Illinois-Chicago	W, 2-0 (7)
3/26 New Orleans	L, 1-8
3/30 vs. Nicholls State	L, 7-13
4/3 at Ole Miss	L, 2-9 (7)
4/3 at Ole Miss	L, 2-6 (7)
4/4 at Ole Miss	L, 3-4
4/6 at Tulane	L, 3-8
4/7 at South Alabama	L, 5-6
4/8 at South Alabama	L, 5-19
4/10 at Auburn	L, 6-12 (7)
4/11 at Auburn	L, 12-13 (7)
4/11 at Auburn	L, 1-9 (7)
4/14 South Alabama	W, 9-4 (7)
4/14 South Alabama	W, 3-1 (7)
4/17 Mississippi State	L, 1-2 (7)
4/17 Mississippi State	W, 2-0 (7)

All-Time Results

4/18 Mississippi State	L, 4-6
4/20 Southern Miss	W, 4-3
4/24 at Alabama	W, 3-0 (7)
4/24 at Alabama	L, 2-7 (7)
4/26 at West Florida	W, 6-2
4/27 at West Florida	W, 9-3
4/29 at New Orleans	L, 5-6 (8)
4/29 at New Orleans	L, 2-4 (7)
5/1 Tulane	W, 6-1
5/2 at Tulane	L, 3-11
5/4 New Orleans	W, 10-4
5/8 Ole Miss	W, 4-3 (7)
5/8 Ole Miss	L, 0-3 (7)
5/9 Ole Miss	L, 0-8

1983 (28-21) • Coach Jack Lamabe

2/23 McNeese State	W, 4-3
2/26 Nicholls State	L, 6-7 (7)
2/26 Nicholls State	W, 3-2 (7)
3/2 Northwestern State	W, 5-1 (7)
3/2 Northwestern State	L, 1-2 (7)
3/6 at Ole Miss	W, 3-2 (7)
3/6 at Ole Miss	W, 4-2 (7)
3/8 Navy	W, 8-4
3/10 at Tulane	L, 10-11
3/12 Mississippi State	L, 4-10 (7)
3/12 Mississippi State	W, 7-2 (7)
3/13 Mississippi State	L, 6-13
3/15 at Nicholls State	L, 3-7
3/16 Louisiana Tech	L, 2-5
3/17 Southeastern Louisiana	W, 7-2
3/19 at Alabama	L, 1-4 (7)
3/19 at Alabama	L, 0-17 (7)
3/22 Louisiana College	W, 6-2
3/24 Cleveland State	W, 7-1
3/27 at Auburn	L, 3-6 (7)
3/27 at Auburn	L, 4-5 (7)
3/29 at Florida State	W, 15-5
3/30 at Florida State	L, 5-10
4/2 Southern Miss	W, 8-7 (7)
4/2 Southern Miss	W, 9-4 (7)
4/3 at Tulane	W, 4-1
4/9 Ole Miss	L, 1-5 (7)
4/9 Ole Miss	W, 10-2 (7)
4/10 Ole Miss	W, 11-5
4/12 Southeastern Louisiana	W, 7-6
4/14 at New Orleans	W, 5-3
4/16 at Mississippi State	W, 5-2 (7)
4/16 at Mississippi State	L, 1-10 (7)
4/17 at Mississippi State	L, 8-16
4/18 at Southern Miss	W, 19-8
4/19 at Southern Miss	W, 13-1 (7)
4/20 vs. Southeastern Louisiana	W, 4-3
4/23 Alabama	W, 8-7 (7)
4/23 Alabama	L, 3-10 (7)
4/24 Alabama	L, 5-10
4/26 Tulane	W, 9-8 (8)
4/26 Tulane	L, 3-7 (7)
4/27 Northeast Louisiana	W, 3-1 (7)
4/27 Northeast Louisiana	W, 7-4 (7)
4/30 Auburn	W, 3-0 (7)
4/30 Auburn	L, 1-7 (7)
5/1 Auburn	W, 9-3
5/4 Florida State	L, 2-8
5/5 Florida State	L, 3-6

1984 (32-23) • Coach Skip Bertman

2/20 at Southern Miss	W, 7-1
2/20 at Southern Miss	W, 8-7
2/22 McNeese State	W, 8-6
2/24 Southwestern La.	L, 9-10
2/27 Southern Miss	W, 15-2
2/27 Southern Miss	W, 6-1
2/28 Nicholls State	W, 5-4

3/1 Southeastern La.	W, 10-4
3/3 Auburn	L, 0-4
3/3 Auburn	W, 9-5
3/4 Auburn	W, 8-6
3/7 Northwestern State	W, 6-1
3/7 Northwestern State	W, 7-2
3/10 at Alabama	L, 1-10
3/10 at Alabama	L, 2-3
3/11 at Alabama	L, 3-11
3/13 Southern	W, 4-3
3/14 Lamar	L, 6-7
3/17 SW Missouri	W, 10-7
3/18 at Tulane	L, 5-6
3/20 New Orleans	W, 7-4
3/21 Louisiana College	W, 15-4
3/22 at McNeese State	L, 4-8
3/24 Miss. State	L, 2-4
3/24 Miss. State	W, 11-6
3/25 Miss. State	L, 4-10
3/28 at Louisiana Tech	L, 1-2
3/29 at Northeast La.	W, 6-5
3/31 at Mississippi	W, 1-0
3/31 at Mississippi	W, 7-1
4/1 at Mississippi	L, 5-6
4/4 at New Orleans	L, 5-6
4/5 New Orleans	L, 4-7
4/7 at Auburn	W, 11-4
4/7 at Auburn	L, 5-8
4/8 at Auburn	W, 6-4
4/10 at Nicholls State	W, 6-4
4/11 Tulane	L, 1-2
4/14 Alabama	L, 3-5
4/14 Alabama	W, 3-0
4/15 Alabama	W, 6-3
4/17 McNeese State	W, 2-0
4/17 McNeese State	W, 3-2
4/20 at Miami (Fla.)	L, 0-14
4/21 at Miami (Fla.)	L, 5-6
4/22 at Miami (Fla.)	W, 10-9
4/24 Centenary	W, 7-1
4/25 at New Orleans	L, 1-11
4/28 at Miss. State	L, 1-5
4/29 at Miss. State	L, 6-8
4/29 at Miss. State	L, 0-3
5/1 Southern	W, 13-9
5/5 Mississippi	W, 4-2
5/5 Mississippi	W, 7-2
5/6 Mississippi	W, 9-7

1985 (41-18) • Coach Skip Bertman
SEC Western Division Champions
NCAA Central Regional Participants

2/22 at Central Florida	W, 7-0
2/23 at Central Florida	L, 4-5
2/24 at Central Fla.	W, 9-8
3/2 Mississippi	W, 6-2
3/2 Mississippi	W, 14-2
3/3 Mississippi	W, 13-6
3/6 Southwestern La.	W, 9-4
3/7 Southeastern La.	W, 12-4
3/9 at Alabama	W, 9-7
3/9 at Alabama	L, 1-5
3/10 at Alabama	L, 3-8
3/12 Northwestern State	W, 13-9
3/13 New Orleans	W, 6-2
3/16 Miss. State	L, 0-7
3/16 Miss. State	W, 9-6
3/17 Miss. State	W, 7-4
3/22 Tulane	W, 10-4
3/23 New Orleans	W, 6-3
3/24 at Tulane	L, 7-8
3/26 Northeast La.	W, 10-2
3/26 Southern	W, 13-8
3/27 McNeese State	W, 11-10

3/29 Jackson State	W, 19-12
3/30 Auburn	W, 4-2
3/31 Auburn	W, 7-0
3/31 Auburn	W, 6-4
4/2 at McNeese State	L, 2-3
4/3 at Lamar	L, 2-4
4/4 at Southwestern La.	L, 5-6
4/6 at Mississippi	W, 10-8
4/6 at Mississippi	W, 6-0
4/7 at Mississippi	W, 7-2
4/8 Louisiana College	W, 12-6
4/9 at New Orleans	L, 2-4
4/10 McNeese State	W, 8-5
4/13 Alabama	W, 2-1
4/13 Alabama	W, 3-1
4/14 Alabama	W, 15-6
4/16 at Northwestern State	W, 12-3
4/17 at Centenary	W, 9-6
4/20 at Miss. State	L, 1-6
4/20 at Miss. State	L, 5-6
4/21 at Miss. State	L, 4-7
4/23 at Southeastern La.	L, 7-8
4/24 McNeese State	W, 6-5
4/26 North Texas State	W, 2-1
4/26 North Texas State	W, 6-5
4/27 North Texas State	W, 8-1
4/30 Southern	W, 7-4
5/1 Nicholls State	W, 12-2
5/1 Nicholls State	W, 10-3
5/2 Louisiana Tech	W, 5-1
5/4 at Auburn	W, 5-0
5/4 at Auburn	L, 4-5
5/5 at Auburn	W, 4-3

SEC TOURNAMENT - BATON ROUGE, LA.

5/10 Georgia	L, 6-8
5/11 Florida	L, 2-5

NCAA CENTRAL REGIONAL - AUSTIN, TEXAS

5/23 vs. Houston	L, 4-11
5/24 vs. Lamar	L, 3-4

1986 (55-14) • Coach Skip Bertman
SEC Champions
SEC Tournament Champions
NCAA South I Regional Champions
College World Series - 5th Place

2/18 Louisiana College	W, 8-0
2/19 New Orleans	W, 3-2
2/22 Arkansas	W, 8-7
2/23 Arkansas	L, 6-7
2/24 Southwestern La.	W, 4-0
2/26 vs. Southeastern La.	W, 17-4
3/1 at Florida	W, 9-1
3/1 at Florida	W, 18-4
3/2 at Florida	W, 12-5
3/4 Northeast La.	W, 14-6
3/6 Tulane	W, 12-1
3/8 Kentucky	W, 8-7
3/8 Kentucky	W, 5-1
3/9 Kentucky	W, 12-10
3/11 Southeastern La.	W, 15-3
3/14 Kansas State	W, 8-4
3/15 Missouri	W, 5-1
3/16 Southern	W, 7-5
3/18 New Orleans	W, 9-8
3/19 at Southwestern La.	W, 5-4
3/22 at Alabama	W, 6-5
3/23 at Alabama	W, 8-6
3/23 at Alabama	L, 4-5
3/25 at Northeast La.	W, 13-5
3/26 at Centenary	W, 9-5
3/27 at Stephen F. Austin	W, 10-7
3/29 Tennessee	W, 3-2
3/29 Tennessee	W, 3-2
3/30 Tennessee	W, 12-5

4/2 at Nicholls State	W, 8-3
4/2 at Nicholls State	L, 1-2
4/3 Northwestern State	W, 24-0
4/5 Mississippi	W, 9-6
4/5 Mississippi	L, 3-6
4/6 Mississippi	W, 10-1
4/8 Louisiana Tech	W, 4-3
4/9 Nicholls State	W, 14-4
4/12 at Miss. State	W, 4-0
4/12 at Miss. State	W, 4-0
4/13 at Miss. State	L, 5-6
4/15 Southwestern La.	W, 5-4
4/16 at New Orleans	L, 2-8
4/19 Georgia	W, 3-1
4/19 Georgia	L, 8-11
4/20 Georgia	W, 11-8
4/23 Southern	W, 18-5
4/24 at Tulane	W, 6-5
4/26 at Vanderbilt	W, 14-4
4/26 at Vanderbilt	W, 7-5
4/27 at Vanderbilt	L, 4-6
4/29 at New Orleans	L, 1-7
4/30 Centenary	W, 12-3
5/3 Auburn	W, 7-1
5/3 Auburn	W, 12-3
5/4 Auburn	W, 4-3

SEC TOURNAMENT - BATON ROUGE, LA.

5/9 Georgia	W, 10-6
5/10 Alabama	W, 10-7
5/11 Georgia	W, 8-4

5/17 Alabama	L, 1-5
5/17 Alabama	W, 4-2
5/18 Alabama	L, 2-8
5/19 at Florida State	L, 4-6

NCAA SOUTH I REGIONAL - BATON ROUGE, LA.

5/22 Jackson State	W, 14-11
5/23 Oklahoma	W, 8-5
5/24 Louisiana Tech	W, 7-4
5/25 Tulane	W, 7-6

COLLEGE WORLD SERIES - OMAHA, NEB.

5/30 vs. Loyola-Marymount	L, 3-4
6/1 vs. Maine	W, 8-4
6/5 vs. Miami, Fla.	L, 3-4

1987 (49-19) • Coach Skip Bertman
NCAA South II Regional Champions
College World Series - 4th Place

2/17 Louisiana College	W, 11-0
2/18 Louisiana College	W, 13-0
2/20 vs. Miami (Fla.)*	L, 2-7
2/21 vs. Florida*	W, 5-2
2/22 vs. Florida State*	L, 1-2
2/28 Wichita State	W, 14-6
3/1 Wichita State	W, 12-2
3/1 Wichita State	W, 9-3
3/4 Southern	W, 15-4
3/5 Southwestern La.	W, 7-4
3/9 Florida	W, 9-1
3/9 Florida	L, 3-5
3/14 at Kentucky	L, 2-7
3/14 at Kentucky	W, 8-4
3/15 at Kentucky	W, 5-0
3/18 Texas-Arlington	W, 17-2
3/18 Texas-Arlington	W, 4-3
3/19 Missouri	W, 8-5
3/20 Oral Roberts	W, 20-5
3/21 Oral Roberts	W, 14-4
3/22 McNeese State	W, 17-7
3/24 Nicholls State	W, 10-7
3/25 New Orleans	W, 8-7
3/26 Southeastern La.	W, 11-3

3/28 Alabama	L, 0-1
3/28 Alabama	W, 4-3
3/31 Northeast La.	W, 15-0
4/1 Centenary	W, 11-3
4/7 Southern	W, 15-4
4/8 at Tulane	W, 5-4
4/11 at Ole Miss	L, 0-4
4/11 at Ole Miss	L, 5-6
4/12 at Ole Miss	W, 6-3
4/14 at Centenary	W, 10-3
4/15 at Northeast La.	W, 9-3
4/16 at Louisiana Tech	L, 4-5
4/18 Miss. State	L, 4-5
4/18 Miss. State	W, 6-4
4/19 Miss. State	W, 6-5
4/20 Nicholls State	W, 10-5
4/21 Tulane	L, 7-9
4/22 Northwestern State	W, 11-0
4/22 Northwestern State	W, 8-7
4/25 at Georgia	L, 1-7
4/25 at Georgia	W, 12-3
4/26 at Georgia	L, 10-12
4/27 Southeastern La.	W, 14-4
4/29 at New Orleans	L, 1-3
5/1 at Nicholls State	W, 10-2
5/2 Vanderbilt	W, 1-0
5/2 Vanderbilt	L, 2-4
5/3 Vanderbilt	W, 11-8
5/9 at Auburn	W, 4-0
5/9 at Auburn	W, 6-1
5/10 at Auburn	L, 1-6

SEC TOURNAMENT - ATHENS, GA.

5/14 vs. Auburn	L, 8-9
5/15 vs. Georgia	W, 4-2
5/16 vs. Kentucky	W, 4-1
5/16 vs. Auburn	W, 4-2
5/17 vs. Miss. State	L, 3-13

NCAA SOUTH II REGIONAL - NEW ORLEANS, LA.

5/21 vs. Tulane	W, 5-3
5/22 vs. New Orleans	W, 14-1
5/23 vs. New Orleans	W, 3-0
5/24 vs. Cal State Fullerton	W, 7-3

COLLEGE WORLD SERIES - OMAHA, NEB.

5/29 vs. Florida State	W, 6-2
6/1 vs. Oklahoma State	L, 7-8
6/3 vs. Arkansas	W, 5-2
6/5 vs. Stanford	L, 5-6

* Busch Challenge I (New Orleans, La.)

1988 (39-21) • Coach Skip Bertman

2/16 Southern	W, 21-1
2/21 vs. Florida State (at Orlando)	W, 9-4
2/23 Louisiana College	W, 9-2
2/24 McNeese State	W, 2-1
2/26 Mercer	W, 15-6
2/27 Mercer	W, 8-4
2/28 Mercer	W, 6-1
3/1 Centenary	W, 7-3
3/4 Rice	W, 13-3
3/5 Tennessee	W, 2-1
3/5 Tennessee	W, 4-2
3/6 Tennessee	W, 6-5
3/12 at Florida	L, 3-4
3/12 at Florida	W, 4-0
3/13 at Florida	L, 4-5
3/17 at Southeastern La.	L, 8-9
3/19 Kentucky	W, 3-1
3/19 Kentucky	W, 2-1
3/20 Kentucky	L, 1-3
3/22 at Nicholls State	L, 7-11
3/23 New Orleans	W, 4-1
3/25 vs. Cal State-Fullerton *	L, 2-7

3/26 vs. Southern California*	W, 11-7
3/27 vs. UCLA*	W, 7-1
3/30 at Wichita State	L, 3-5
3/30 at Wichita State	L, 3-5
3/31 at Wichita State	L, 0-13
4/2 at Alabama	W, 3-1
4/2 at Alabama	W, 6-1
4/3 at Alabama	W, 7-3
4/6 Northeast La.	W, 8-7
4/7 at Tulane	W, 7-5
4/9 Ole Miss	W, 5-4
4/9 Ole Miss	W, 11-2
4/10 Ole Miss	W, 15-13
4/13 Tulane	W, 11-1
4/14 Southeastern La.	W, 14-11
4/16 at Miss. State	L, 3-4
4/16 at Miss. State	W, 4-2
4/17 at Miss. State	L, 0-1
4/19 Nicholls State	W, 9-2
4/20 at New Orleans	W, 6-2
4/21 Stephen F. Austin	W, 14-7
4/23 Georgia	W, 12-6
4/23 Georgia	L, 2-4
4/24 Georgia	W, 9-8
4/26 Northwestern La.	W, 11-2
4/26 Northwestern La.	L, 4-5
4/27 at McNeese State	L, 5-6
4/30 at Vanderbilt	L, 4-5
4/30 at Vanderbilt	L, 2-3
5/1 at Vanderbilt	W, 5-1
5/7 Auburn	L, 1-2
5/7 Auburn	L, 1-8
5/8 Auburn	L, 8-10

SEC TOURNAMENT - STARKVILLE, MISS.

5/12 vs. Kentucky	L, 7-9
5/13 vs. Georgia	W, 7-3
5/14 vs. Florida	L, 2-7

5/19 Southern	W, 13-4
5/20 Southern	W, 10-7

* Busch Challenge II (New Orleans, La.)

1989 (55-17) • Coach Skip Bertman**NCAA Central Regional Champions****College World Series - 3rd Place**

2/11 Texas Christian	W, 8-2
2/12 Texas Christian	W, 10-5
2/14 Southern Miss	W, 10-1
2/17 Mercer	W, 7-4
2/18 Mercer	W, 8-7
2/19 Mercer	W, 12-7
2/21 Louisiana College	W, 10-3
2/24 vs. Oklahoma State *	W, 6-0
2/25 vs. Oral Roberts *	W, 10-7
2/26 vs. Oklahoma *	L, 7-9 (11)
2/28 Southern	W, 19-6
3/1 at Southern	W, 5-0
3/4 at Tennessee	W, 7-0
3/4 at Tennessee	L, 1-5
3/5 at Tennessee	W, 9-3
3/8 New Orleans	W, 7-1
3/11 Florida	W, 10-0
3/12 Florida	W, 8-7
3/12 Florida	W, 2-1
3/14 George Washington	W, 8-3
3/15 St. John's	W, 11-8
3/16 St. John's	W, 12-5
3/18 at Kentucky	W, 11-7 (11)
3/19 at Kentucky	W, 15-0
3/19 at Kentucky	L, 9-12
3/23 Northwestern State	W, 6-5
3/24 Stephen F. Austin	W, 8-3
3/25 Stephen F. Austin	W, 14-1

3/26 at Tulane	W, 4-3
3/28 at Southwestern La.	W, 4-1
3/30 Tulane	W, 4-3 (13)
4/1 Alabama	W, 13-6
4/1 Alabama	W, 14-6
4/2 Alabama	W, 12-1
4/5 Southern	W, 9-4
4/8 at Ole Miss	W, 11-5
4/8 at Ole Miss	W, 4-1
4/9 at Ole Miss	L, 1-2
4/11 Southeastern La.	W, 3-1
4/12 Nicholls State	L, 4-7
4/15 Mississippi State	L, 3-4
4/15 Mississippi State	L, 3-4 (8)
4/16 Mississippi State	W, 19-9
4/19 Southwestern La.	L, 6-9
4/20 at Northwestern St.	W, 14-6
4/22 at Georgia	W, 4-3 (10)
4/22 at Georgia	W, 7-1
4/23 at Georgia	L, 2-4
4/25 Northeast La.	W, 7-6
4/26 at New Orleans	W, 5-1
4/29 Vanderbilt	W, 8-4
4/29 Vanderbilt	W, 12-10
4/30 Vanderbilt	L, 2-9
5/6 at Auburn	L, 8-12
5/6 at Auburn	L, 0-1
5/7 at Auburn	W, 8-1

SEC TOURNAMENT - GAINESVILLE, FLA.

5/11 vs. Georgia	W, 6-3
5/12 vs. Florida	L, 6-8
5/13 vs. Auburn	L, 5-8

5/19 Louisiana Tech	W, 17-2
5/20 Louisiana Tech	W, 7-1
5/21 Louisiana Tech	W, 8-5

NCAA CENTRAL REGIONAL - COLLEGE STATION, TEXAS

5/25 vs. UNLV	W, 12-10
5/26 vs. South Alabama	L, 4-6
5/27 vs. UNLV	W, 13-8
5/27 vs. South Alabama	W, 6-5
5/28 at Texas A&M	W, 13-5
5/28 at Texas A&M	W, 5-4 (11)

COLLEGE WORLD SERIES - OMAHA, NEB.

6/3 vs. Miami (Fla.)	L, 2-5
6/5 vs. Long Beach State	W, 8-5
6/6 vs. Miami (Fla.)	W, 6-3
6/8 vs. Texas	L, 7-12

* Busch Challenge III (New Orleans, La.)

1990 (54-19) • Coach Skip Bertman**SEC Champions****SEC Tournament Co-Champions****NCAA South I Regional Champions****College World Series - 3rd Place**

2/9 vs. Wichita State#	L, 6-13
2/11 vs. North Carolina#	W, 8-5
2/13 Louisiana Tech	W, 15-3
2/16 vs. Mississippi State*	W, 7-6
2/17 vs. Mississippi*	W, 7-5
2/18 vs. Southern Miss*	L, 1-5
2/20 Southern	W, 17-5
2/24 at Rice	L, 11-12
2/25 at Rice	W, 13-1
2/28 at Southern Miss	W, 10-2
3/2 at Texas A&M	L, 2-4
3/3 at Texas A&M	L, 2-5
3/3 at Texas A&M	W, 5-2
3/6 Southern	W, 14-1
3/7 New Orleans	W, 10-3
3/10 Kansas	W, 10-1
3/10 Kansas	W, 9-3

3/11 Kansas	W, 8-2
3/13 St. Louis	W, 20-2
3/14 Evansville	W, 28-8
3/17 at Mississippi State	W, 6-5
3/17 at Mississippi State	L, 1-2
3/18 at Mississippi State	L, 9-10 (13)
3/20 Nicholls State	W, 4-3
3/21 at McNeese State	W, 13-1
3/24 Mississippi	W, 10-7
3/24 Mississippi	W, 10-2
3/25 Mississippi	W, 6-0
3/27 at Southeastern La.	W, 8-1
3/31 Auburn	W, 12-6
3/31 Auburn	L, 5-6
4/1 Auburn	L, 7-17
4/3 Southeastern La.	W, 16-0
4/4 at Nicholls State	W, 8-6
4/7 at Florida	W, 6-3
4/7 at Florida	L, 6-7
4/8 at Florida	W, 5-3
4/11 Stephen F. Austin	W, 4-3
4/11 Stephen F. Austin	W, 7-2
4/14 Tennessee	W, 13-2
4/14 Tennessee	W, 2-0
4/15 Tennessee	W, 9-3
4/17 McNeese State	L, 1-4
4/18 at Tulane	L, 7-14
4/19 Northwestern St.	W, 16-6
4/21 Kentucky	W, 8-1
4/21 Kentucky	W, 9-0
4/22 Kentucky	W, 9-3
4/24 Northeast La.	L, 4-5 (11)
4/25 at New Orleans	W, 6-4
4/28 at Alabama	W, 7-4
4/28 at Alabama	L, 5-12
4/29 at Alabama	W, 8-5
5/5 at Vanderbilt	W, 7-5
5/5 at Vanderbilt	L, 3-4
5/6 at Vanderbilt	W, 7-3
5/12 Georgia	W, 11-2
5/12 Georgia	W, 5-2
5/13 Georgia	W, 8-5

SEC TOURNAMENT - HOOVER, ALA.

5/17 vs. Florida	W, 6-4
5/18 vs. Mississippi State	W, 17-8
5/19 vs. Vanderbilt	W, 13-5
5/20 vs. Mississippi State	L, 1-3

NCAA SOUTH I REGIONAL - BATON ROUGE, LA.

5/24 Southwestern La.	W, 8-0
5/25 Georgia Tech	W, 11-5
5/26 Southern California	L, 4-5
5/26 Houston	W, 6-4
5/27 Southern California	W, 5-4
5/28 Southern California	W, 7-6

COLLEGE WORLD SERIES - OMAHA, NEB.

6/2 vs. The Citadel	W, 8-2
6/4 vs. Oklahoma State	L, 1-7
6/5 vs. The Citadel	W, 6-1
6/7 vs. Oklahoma State	L, 3-14

ABCA Hall of Fame Tournament (Orlando, Fla.)

* Busch Challenge IV (New Orleans, La.)

1991 (55-18) • Coach Skip Bertman**SEC Champions****NCAA South Regional Champions****NCAA National Champions**

2/9 Mississippi State#	W, 6-4
2/10 Oklahoma State#	W, 6-0
2/12 Louisiana Tech	W, 10-3
2/15 Stephen F. Austin	W, 5-0
2/15 Stephen F. Austin	W, 14-3

All-Time Results

2/16 Stephen F. Austin	W, 9-0
2/22 Texas A&M	L, 1-3
2/23 Texas A&M	W, 13-8
2/23 Texas A&M	W, 5-0
2/26 Southeastern La.	W, 8-3
2/27 Southern	W, 8-1
3/1 vs. Miami (Fla.)*	W, 4-3
3/2 vs. Florida*	W, 6-5
3/3 vs. Florida State*	L, 0-8
3/4 Northwestern State	L, 3-7
3/5 Tulane	L, 6-7
3/6 New Orleans	W, 7-5
3/8 at Nevada-Las Vegas	W, 14-4
3/9 at Nevada-Las Vegas	L, 1-5
3/9 at Nevada-Las Vegas	W, 9-4
3/12 Notre Dame	L, 3-6
3/13 St. Louis	W, 6-4
3/17 Mississippi State	W, 4-2
3/17 Mississippi State	W, 6-5 (8)
3/19 at Southern	W, 5-2
3/20 at Tulane	L, 1-5
3/23 at Mississippi	W, 4-0
3/23 at Mississippi	W, 3-2
3/24 at Mississippi	W, 7-3
3/26 Louisiana College	W, 2-1
3/27 Jackson State	W, 14-4
3/30 at Auburn	W, 6-2
3/30 at Auburn	W, 8-3
3/31 at Auburn	W, 13-8
4/2 McNeese State	L, 3-6
4/3 Nicholls State	W, 6-5
4/6 Florida	W, 6-5 (10)
4/6 Florida	W, 5-3
4/7 Florida	W, 12-6
4/9 at Northwestern St.	W, 7-3
4/10 at Louisiana Tech	W, 13-6
4/13 at Tennessee	L, 3-5
4/13 at Tennessee	L, 5-6
4/14 at Tennessee	W, 11-4
4/16 Centenary	W, 15-2
4/17 at New Orleans	W, 5-2
4/20 at Kentucky	L, 7-17
4/20 at Kentucky	L, 7-11
4/21 at Kentucky	L, 3-7
4/24 Northeast La.	W, 12-3
4/25 Southeastern La.	L, 2-15
4/27 Alabama	W, 15-4
4/27 Alabama	L, 6-8
4/28 Alabama	W, 11-6
5/4 Vanderbilt	W, 21-5
5/4 Vanderbilt	W, 8-5
5/5 Vanderbilt	L, 6-11
5/11 at Georgia	W, 10-4
5/11 at Georgia	W, 5-0
5/12 at Georgia	W, 16-7

SEC TOURNAMENT - BATON ROUGE, LA.

5/16 Kentucky	W, 8-7
5/18 Mississippi State	W, 8-2
5/18 Florida	L, 1-7
5/19 Mississippi State	W, 9-4
5/19 Florida	L, 4-8

COLLEGE WORLD SERIES - OMAHA, NEB.

5/31 vs. Florida	W, 8-1
6/2 vs. Fresno State	W, 15-3
6/5 vs. Florida	W, 19-8
6/8 vs. Wichita State	W, 6-3

ABCA Hall of Fame Tournament
(Baton Rouge, La.)

* Busch Challenge V (New Orleans, La.)

1992 (50-16) • Coach Skip Bertman
SEC Champions
SEC Tournament Champions
NCAA South I Regional Participants

2/14 Nevada-Las Vegas	W, 3-1
2/15 Nevada-Las Vegas	W, 12-9
2/16 Nevada-Las Vegas	W, 8-3
2/19 Northwestern St.	W, 7-6 (11)
2/21 vs. Georgia Tech*	W, 3-2
2/22 vs. Georgia*	L, 1-9
2/23 vs. Ga. Southern*	W, 20-7
2/27 Southeastern La.	W, 6-2
2/28 Maine	L, 5-12
2/29 Maine	W, 8-5
3/1 Maine	W, 10-5
3/6 Stephen F. Austin	W, 21-1
3/7 Stephen F. Austin	W, 16-2
3/7 Stephen F. Austin	W, 12-2
3/10 Centenary	W, 22-3
3/11 at Tulane	W, 7-0
3/14 at Louisiana College	W, 23-2
3/17 George Washington	W, 22-9
3/18 George Washington	L, 5-8
3/21 at South Carolina	W, 4-1
3/21 at South Carolina	W, 3-1
3/22 at South Carolina	W, 5-0
3/24 at Central Florida	W, 5-2
3/28 Tennessee	W, 3-1
3/28 Tennessee	L, 2-9
3/29 Tennessee	W, 13-7
4/1 New Orleans	W, 14-7
4/2 Southern	W, 12-3
4/4 at Florida	L, 4-5
4/4 at Florida	W, 2-0
4/5 at Florida	W, 5-3
4/7 Northeast La.	W, 6-5 (10)
4/8 Tulane	L, 2-6
4/11 Mississippi	W, 10-3
4/11 Mississippi	W, 5-3
4/12 Mississippi	L, 3-5
4/14 McNeese State	W, 14-2
4/15 at New Orleans	L, 5-9
4/18 Arkansas	W, 12-2
4/18 Arkansas	W, 12-4
4/19 Arkansas	W, 8-4
4/21 at Southeastern La.	W, 14-4
4/22 at Nicholls State	L, 1-4
4/25 at Alabama	W, 10-0
4/25 at Alabama	W, 8-7
4/26 at Alabama	L, 5-7
4/28 Louisiana College	W, 7-3
4/30 at Northeast La.	W, 10-2
5/2 at Auburn	W, 2-1
5/2 at Auburn	L, 2-4
5/3 at Auburn	L, 3-4
5/5 Nicholls State	W, 15-8
5/6 Southwestern La.	L, 0-5
5/9 Mississippi State	W, 8-3
5/9 Mississippi State	W, 5-3
5/10 Mississippi State	W, 5-3

SEC TOURNAMENT - NEW ORLEANS, LA.

5/13 vs. Vanderbilt	W, 7-2
5/14 vs. Arkansas	W, 8-1
5/15 vs. Florida	L, 1-3
5/16 vs. Georgia	W, 5-3
5/17 vs. South Carolina	W, 6-3
5/17 vs. Florida	W, 12-1

NCAA SOUTH I REGIONAL - BATON ROUGE, LA.

5/21 Providence	W, 8-1
5/22 Ohio State	L, 0-5
5/23 Tulane	W, 7-3
5/23 Cal State Fullerton	L, 0-11

* Busch Challenge VI (New Orleans, La.)

1993 (53-17-1) • Coach Skip Bertman
SEC Champions
SEC Western Division Tournament Champions
NCAA South Regional Champions
NCAA National Champions

2/22 Northwestern State	W, 8-3
2/24 Centenary	W, 19-0
2/26 vs. Mississippi State *	L, 4-7
2/27 vs. Southern Miss *	W, 8-4
2/28 vs. Ole Miss *	L, 4-6
3/3 Lamar	L, 3-9
3/6 Central Florida	W, 12-0
3/7 Central Florida	W, 14-4
3/9 at Tulane	W, 14-7
3/10 Indiana State	W, 10-0
3/11 Indiana State	W, 8-1
3/13 Michigan	W, 6-2
3/14 Michigan	W, 9-8
3/17 Nicholls State	W, 7-5
3/19 New Mexico	W, 9-3
3/21 New Mexico	W, 14-1
3/21 New Mexico	W, 8-5
3/23 at Arkansas State	W, 9-0
3/24 at Arkansas State	L, 7-10
3/27 South Carolina	W, 10-3
3/27 South Carolina	W, 6-1
3/28 South Carolina	T, 9-9 (10)
3/29 Louisiana College	W, 10-3
3/30 Southern	W, 10-8
3/31 at New Orleans	W, 13-8
4/3 at Tennessee	L, 1-8
4/3 at Tennessee	W, 4-1
4/4 at Tennessee	L, 2-6
4/6 at Northwestern State	L, 5-6
4/10 Florida	L, 1-2
4/10 Florida	W, 11-3
4/11 Florida	W, 16-2
4/12 Southeastern La.	W, 8-7
4/13 McNeese State	W, 15-11
4/17 at Ole Miss	W, 8-0
4/17 at Ole Miss	W, 2-1
4/18 at Ole Miss	W, 6-5 (10)
4/19 Southeastern La.	W, 9-1
4/20 at Southern	W, 8-7
4/21 at McNeese State	L, 3-5
4/24 at Arkansas	W, 3-0
4/24 at Arkansas	W, 4-2 (8)
4/25 at Arkansas	W, 8-2
4/26 Tulane	W, 6-3
4/27 New Orleans	W, 12-9
4/28 Southwestern La.	L, 9-10
5/2 Alabama	L, 1-3
5/4 Centenary @	W, 18-3
5/8 Auburn	W, 21-2
5/8 Auburn	L, 8-9 (8)
5/9 Auburn	L, 2-9
5/12 Arkansas State	W, 9-1
5/13 Arkansas State	W, 14-4
5/15 at Mississippi State	L, 3-4
5/15 at Mississippi State	W, 3-2 (8)
5/16 at Mississippi State	W, 13-7

SEC DIVISION TOURNAMENT - BATON ROUGE, LA.

5/20 Ole Miss	W, 6-1
5/21 Mississippi State	L, 3-5
5/22 Arkansas	W, 13-7
5/22 Auburn	W, 16-5
5/23 Mississippi State	W, 7-3

NCAA SOUTH REGIONAL - BATON ROUGE, LA.

5/27 Western Carolina	W, 7-2
5/28 Kent State	L, 12-15
5/29 Baylor	W, 13-6

5/29 South Alabama	W, 11-4
5/30 South Alabama	W, 9-4

COLLEGE WORLD SERIES - OMAHA, NEB.

6/4 vs. Long Beach State	W, 7-1
6/6 vs. Texas A&M	W, 13-8
6/9 vs. Long Beach State	L, 8-10
6/11 vs. Long Beach State	W, 6-5
6/12 vs. Wichita State	W, 8-0

* Winn-Dixie Showdown (New Orleans, La.)
@ at Fair Grounds Field (Shreveport, La.)

1994 (46-20) • Coach Skip Bertman
SEC Western Division Champions
SEC Western Division Tournament Champions
NCAA South Regional Champions
College World Series - 7th Place

2/18 vs. Auburn *	L, 1-3
2/19 vs. South Alabama *	L, 3-5
2/20 vs. Alabama *	W, 3-0
2/22 Northwestern State	W, 11-5
2/26 at Houston	W, 8-5
2/27 at Houston	W, 7-2
3/3 at Tulane	L, 8-10
3/4 UAB	W, 11-5
3/5 UAB	W, 6-5
3/6 UAB	W, 17-6
3/8 Southeastern La.	W, 11-10
3/11 at Texas	W, 9-6
3/12 at Texas	L, 7-9
3/13 at Texas	L, 1-7
3/15 Louisiana College	L, 5-7
3/16 New Orleans	W, 4-3
3/18 Texas Christian	W, 13-6
3/19 Texas Christian	W, 15-10
3/20 Texas Christian	W, 16-8
3/22 Arkansas State	W, 16-1
3/23 Arkansas State	W, 8-2
3/25 Vanderbilt	W, 10-4
3/26 Vanderbilt	W, 16-7
3/27 Vanderbilt	W, 4-3
3/30 at Lamar	L, 3-4
4/1 at Georgia	W, 14-11
4/2 at Georgia	W, 7-3
4/3 at Georgia	W, 12-6
4/4 Southern	W, 11-2
4/5 Nicholls State	W, 12-4
4/6 at Southwestern La.	L, 8-11
4/8 at Kentucky	L, 6-9
4/9 at Kentucky	L, 3-13
4/12 McNeese State	L, 3-4
4/13 at New Orleans	W, 9-1
4/14 Tulane	L, 2-4
4/16 Ole Miss	W, 5-4
4/16 Ole Miss	W, 5-2
4/17 Ole Miss	W, 3-2
4/19 at Southeastern La.	W, 14-8
4/20 Centenary	W, 10-4
4/23 Arkansas	W, 11-3
4/23 Arkansas	W, 16-4
4/24 Arkansas	L, 5-6
4/26 at Nicholls State	L, 2-3 (13)
4/28 Southwestern La.	L, 8-9
4/29 at Alabama	W, 13-7
4/30 at Alabama	W, 10-6
5/1 at Alabama	L, 5-7
5/3 South Alabama	W, 8-4
5/6 at Auburn	W, 13-6 (10)
5/7 at Auburn	W, 4-3
5/8 at Auburn	W, 4-3
5/13 Mississippi State	W, 3-0
5/14 Mississippi State	L, 4-7
5/15 Mississippi State	L, 1-9

SEC DIVISION TOURNAMENT -

OXFORD, MISS.

5/19 vs. Alabama	W, 3-2
5/20 vs. Arkansas	W, 6-4
5/21 vs. Auburn	W, 3-2
5/22 vs. Auburn	W, 5-4

NCAA SOUTH REGIONAL - BATON ROUGE, LA.

5/26 Southeastern La.	W, 10-6
5/27 Fresno State	W, 6-2
5/28 Southern California	W, 6-2
5/29 Southern California	W, 12-10

COLLEGE WORLD SERIES - OMAHA, NEB.

6/3 vs. Florida State	L, 3-6
6/5 vs. Cal State Fullerton	L, 6-20

* Winn-Dixie Showdown (New Orleans, La.)

**1995 (47-18) • Coach Skip Bertman
NCAA South Regional Participants**

2/17 vs. Lamar *	W, 10-6
2/18 vs. Houston *	L, 3-4
2/19 vs. Texas A&M *	W, 7-6
2/21 Northwestern St.	W, 16-5
2/22 Centenary	W, 3-0
2/25 Houston	W, 14-3
2/26 Houston	W, 13-6
3/3 vs. Florida State #	W, 6-2
3/4 vs. Michigan #	W, 11-9
3/5 at Minnesota #	W, 14-2
3/8 Tulane	W, 1-0
3/9 Southern	W, 5-1
3/10 Maine	W, 6-1
3/11 Maine	W, 12-2
3/12 Maine	W, 9-2
3/15 New Orleans	W, 3-1
3/17 South Florida	W, 6-0
3/18 South Florida	L, 4-6
3/19 South Florida	L, 5-7
3/21 at Centenary	W, 7-4
3/22 at Northwestern St.	W, 8-7 (10)
3/24 at Vanderbilt	W, 9-1
3/25 at Vanderbilt	L, 4-6
3/26 at Vanderbilt	W, 14-3
3/27 Louisiana College	W, 5-1
3/31 Georgia	W, 8-2
4/1 Georgia	W, 11-5
4/2 Georgia	W, 7-4 (12)
4/5 at SW Louisiana	W, 9-3
4/7 Kentucky	W, 11-0
4/8 Kentucky	W, 16-7
4/9 Kentucky	W, 6-5
4/11 McNeese State	W, 10-1
4/12 at Tulane	W, 3-2
4/14 at Ole Miss	L, 0-6
4/15 at Ole Miss	W, 2-1
4/16 at Ole Miss	L, 2-6
4/18 at Southern	W, 14-9
4/19 Northeast Louisiana	W, 12-11
4/21 at Arkansas	W, 10-3
4/23 at Arkansas	W, 13-7
4/23 at Arkansas	L, 3-5
4/25 Loyola-New Orleans	W, 7-1
4/26 SW Louisiana	W, 12-2
4/27 at New Orleans	L, 2-4
4/28 Alabama	L, 0-4
4/29 Alabama	L, 6-7 (11)
4/30 Alabama	W, 8-6
5/1 SE Louisiana	W, 7-3
5/2 Nicholls State	W, 9-1
5/5 Auburn	L, 7-19
5/6 Auburn	W, 11-6
5/7 Auburn	L, 11-12
5/12 at Mississippi State	L, 3-6
5/13 at Mississippi State	L, 10-12

5/14 at Mississippi State W, 6-4

SEC DIVISION TOURNAMENT - STARKVILLE, MISS.

5/18 vs. Alabama	L, 8-9
5/19 vs. Mississippi St.	W, 14-6
5/20 vs. Auburn	W, 7-5
5/21 vs. Arkansas	W, 7-6
5/21 vs. Alabama	L, 8-9

NCAA SOUTH REGIONAL - BATON ROUGE, LA.

5/25 Central Michigan	W, 5-3
5/26 Rice	L, 7-15
5/27 Central Michigan	W, 10-5
5/27 Rice	L, 9-16

* Winn-Dixie Showdown (New Orleans, La.)

Hormel Foods Classic (Minneapolis, Minn.)

**1996 (52-15) • Coach Skip Bertman
SEC Champions****NCAA South II Regional Champions****NCAA National Champions**

2/16 Western Kentucky	W, 9-0
2/17 Western Kentucky	W, 18-0
2/18 Western Kentucky	W, 18-1
2/20 Centenary	W, 6-1
2/23 vs. Southern Miss *	W, 7-4
2/24 vs. Ole Miss *	W, 9-7
2/25 vs. Mississippi St. *	W, 8-4
2/27 Tulane	W, 10-0
3/1 Louisiana Tech	W, 6-1
3/2 Duquesne	W, 14-7
3/3 Duquesne	W, 9-5
3/6 Loyola-New Orleans	W, 22-2
3/9 at Vanderbilt	W, 15-0
3/10 at Vanderbilt	L, 2-3 (7)
3/10 at Vanderbilt	W, 14-4 (7)
3/12 Dayton	W, 15-2
3/13 Dayton	L, 6-7
3/15 Georgia	W, 14-4
3/16 Georgia	W, 12-5
3/17 Georgia	W, 23-5
3/19 New Orleans	W, 16-8
3/20 Northeast La.	W, 10-0
3/22 at Florida	L, 6-7 (16)
3/23 at Florida	L, 5-9
3/24 at Florida	L, 1-2
3/26 Southern	W, 19-0
3/27 McNeese State	W, 16-0
3/29 Tennessee	W, 9-2
3/30 Tennessee	W, 5-3
3/31 Tennessee	W, 9-1
4/1 at Tulane	W, 3-1
4/2 Northwestern State	L, 5-10
4/3 Northwestern State	L, 5-6
4/5 at South Carolina	W, 15-2
4/7 at South Carolina	L, 0-2 (7)
4/7 at South Carolina	W, 4-2 (7)
4/9 at Southeastern La.	W, 5-2
4/10 Nicholls State	W, 14-0
4/12 at Ole Miss	W, 6-5 (13)
4/13 at Ole Miss	W, 10-1
4/14 at Ole Miss	W, 9-2
4/16 Southeastern La.	W, 7-4
4/19 Arkansas	L, 2-3
4/20 Arkansas	W, 11-4
4/21 Arkansas	W, 9-4
4/23 at New Orleans	W, 8-4
4/24 Louisiana College	W, 20-0
4/26 Alabama	W, 8-6
4/27 Alabama	L, 4-17
4/28 Alabama	L, 5-12
5/3 at Auburn	W, 14-2
5/4 at Auburn	W, 6-0
5/5 at Auburn	L, 3-7

5/10 Mississippi St. W, 8-7 (10)

5/11 Mississippi St. W, 17-9

5/12 Mississippi St. L, 10-11

SEC TOURNAMENT - HOOVER, ALA.

5/16 vs. Tennessee	W, 3-1
5/17 vs. Florida	L, 2-6
5/18 vs. Kentucky	L, 11-12

NCAA SOUTH II REGIONAL - BATON ROUGE, LA.

5/23 Austin Peay	W, 9-3
5/24 UNLV	W, 7-6
5/25 New Orleans	W, 17-4
5/26 Georgia Tech	W, 29-13

COLLEGE WORLD SERIES - OMAHA, NEB.

6/1 vs. Wichita State	W, 9-8
6/3 vs. Florida	W, 9-4
6/6 vs. Florida	W, 2-1
6/8 vs. Miami (Fla.)	W, 9-8

* Winn-Dixie Showdown (New Orleans, La.)

**1997 (57-13) • Coach Skip Bertman
SEC Champions****NCAA South I Regional Champions****NCAA National Champions**

2/15 Baylor	W, 13-2
2/15 Baylor	W, 11-5
2/16 Baylor	W, 8-3
2/18 Centenary	W, 9-2
2/19 Southern	W, 16-2
2/21 vs. North Carolina *	W, 11-4
2/22 vs. N.C. State *	W, 3-2
2/23 vs. Duke *	W, 9-8
2/28 VCU	W, 15-2
3/1 VCU	W, 22-0
3/2 VCU	W, 6-4 (7)
3/4 Tulane	W, 8-5
3/5 Southern	W, 12-1
3/7 Vanderbilt	W, 19-5
3/8 Vanderbilt	W, 8-7
3/9 Vanderbilt	W, 7-3
3/11 Louisiana Tech	W, 8-2
3/12 Louisiana College	W, 14-7
3/14 at Georgia	W, 6-5 (10)
3/15 at Georgia	L, 9-11
3/16 at Georgia	W, 7-3
3/18 at New Orleans	L, 4-6
3/21 Florida	W, 11-3
3/22 Florida	W, 13-10
3/23 Florida	W, 9-5
3/25 at Louisiana Tech	W, 13-1
3/26 at Northeast La.	L, 2-6
3/28 at Tennessee	W, 12-3
3/29 at Tennessee	W, 7-2
3/30 at Tennessee	W, 8-6 (11)
4/1 Nicholls State	W, 13-5
4/2 McNeese State	W, 9-6
4/4 South Carolina	W, 9-8
4/5 South Carolina	L, 7-8
4/6 South Carolina	W, 11-10 (7)
4/8 at Tulane	W, 12-2
4/9 Northeast La.	W, 12-4
4/12 at Miss. State	L, 6-9
4/12 at Miss. State	W, 20-12
4/13 at Miss. State	L, 1-4
4/15 SW Louisiana	L, 8-10
4/16 Southeastern La.	W, 11-4
4/18 Ole Miss	W, 7-1
4/19 Ole Miss	W, 6-4
4/20 Ole Miss	W, 11-4
4/22 New Orleans	L, 8-11
4/23 Northwestern St.	W, 11-5
4/25 Auburn	W, 7-1
4/26 Auburn	W, 8-0

4/29 Southern W, 11-1

5/2 at Arkansas W, 13-8

5/3 at Arkansas W, 11-5

5/4 at Arkansas L, 1-16

5/9 at Alabama L, 4-6

5/10 at Alabama L, 2-28

5/11 at Alabama W, 6-4

SEC TOURNAMENT - COLUMBUS, GA.

5/15 vs. Auburn	W, 5-2
5/16 vs. Tennessee	W, 12-5
5/17 vs. Alabama	W, 12-7
5/18 vs. Alabama	L, 2-12

NCAA SOUTH I REGIONAL - BATON ROUGE, LA.

5/22 UNC-Greensboro	W, 14-0
5/23 Oklahoma	W, 14-3
5/24 South Alabama	L, 5-11
5/25 Long Beach St.	W, 14-7 (11)
5/26 South Alabama	W, 14-4
5/26 South Alabama	W, 15-4

COLLEGE WORLD SERIES - OMAHA, NEB.

5/30 vs. Rice	W, 5-4
6/1 vs. Stanford	W, 10-5
6/4 vs. Stanford	W, 13-9
6/7 vs. Alabama	W, 13-6

* Winn-Dixie Showdown (New Orleans, La.)

**1998 (48-19) • Coach Skip Bertman
SEC Western Division Champions
NCAA South II Regional Champions
College World Series - 3rd Place**

2/13 SW Louisiana	W, 11-7
2/14 SW Louisiana	W, 15-0
2/17 LSU-Shreveport	W, 16-5
2/18 SW Louisiana	L, 4-7
2/20 at Texas	L, 1-5
2/21 at Texas	W, 12-9
2/22 at Texas	L, 5-7 (8)
2/24 Northeast La.	W, 9-8 (12)
2/25 Louisiana College	W, 7-2
2/27 vs. Mississippi St. *	L, 3-11
2/28 vs. Arkansas *	L, 5-6 (10)
3/1 vs. Southern Miss *	W, 16-4 (8)
3/3 Tulane	W, 10-9
3/4 Southern	W, 26-0
3/6 Georgia	W, 4-1
3/7 Georgia	W, 14-1 (7)
3/8 Georgia	W, 14-9
3/10 Louisiana Tech	W, 8-1
3/11 McNeese State	W, 4-3
3/13 at Auburn	W, 11-8 (12)
3/14 at Auburn	L, 7-14
3/15 at Auburn	L, 8-15
3/17 New Orleans	W, 4-2
3/18 Southeastern La.	W, 13-2
3/20 Arkansas	W, 9-5
3/21 Arkansas	W, 6-3
3/22 Arkansas	W, 27-6 (7)
3/24 Northwestern State	W, 6-3
3/25 at McNeese State	W, 13-5
3/27 at Kentucky	W, 7-3
3/28 at Kentucky	W, 7-2
3/29 at Kentucky	W, 11-6
3/31 Nicholls State	W, 4-0
4/1 Nicholls State	W, 9-2
4/3 Mississippi State	W, 8-5
4/4 Mississippi State	L, 3-8
4/5 Mississippi State	W, 11-5
4/7 vs. Tulane #	L, 8-10
4/10 at Vanderbilt	W, 5-3
4/11 at Vanderbilt	W, 6-4
4/12 at Vanderbilt	L, 7-8
4/14 Loyola-New Orleans	W, 9-5

All-Time Results

4/15 at Southeastern La.	W, 9-3
4/17 Alabama	W, 6-5
4/19 Alabama	W, 7-3 (7)
4/19 Alabama	L, 2-4 (7)
4/22 vs. New Orleans #	W, 9-5
4/24 at Florida	W, 13-5
4/25 at Florida	L, 3-4
4/26 at Florida	L, 1-3
5/1 Tennessee	W, 4-3
5/2 Tennessee	W, 15-12
5/3 Tennessee	W, 8-7
5/8 at Mississippi	W, 11-4
5/9 at Mississippi	L, 0-9
5/10 at Mississippi	L, 8-10
SEC TOURNAMENT - HOOVER, ALA.	
5/13 vs. Arkansas	L, 4-8
5/14 vs. South Carolina	W, 6-0
5/15 vs. Mississippi State	L, 5-7
NCAA SOUTH II REGIONAL - BATON ROUGE, LA.	
5/21 Nicholls State	W, 18-4
5/22 SW Louisiana	W, 15-6
5/23 Cal State Fullerton	W, 13-11
5/24 Cal State Fullerton	W, 14-3
COLLEGE WORLD SERIES - OMAHA, NEB.	
5/30 vs. Southern Cal	W, 12-10
6/1 vs. Mississippi State	W, 10-8
6/4 vs. Southern Cal	L, 4-5
6/5 vs. Southern Cal	L, 3-7

* Winn-Dixie Showdown (New Orleans, La.)
at Zephyr Field (Metairie, La.)

1999 (41-24-1) • Coach Skip Bertman
NCAA Regional Champions
NCAA Super Regional Participants

2/12 Texas	W, 7-5
2/13 Texas	L, 4-16
2/14 Texas	L, 4-10
2/19 vs. Southern Miss *	W, 8-2
2/20 vs. SW Louisiana *	W, 13-6
2/21 vs. Mississippi *	W, 5-1
2/23 Southeastern La.	W, 17-7
2/26 Centenary	W, 21-1
2/27 Central Florida	W, 18-4
2/28 Central Florida	W, 5-2
3/2 Northwestern State	L, 6-12
3/3 Southern	W, 18-1
3/5 Ohio	W, 26-5
3/6 Ohio	W, 14-1
3/7 Ohio	W, 20-6
3/9 at SW Louisiana	W, 12-8 (10)
3/12 Florida	W, 8-3
3/14 Florida	L, 4-6 (7)
3/14 Florida	W, 7-5 (8)
3/16 SW Louisiana	L, 3-11
3/17 Nicholls State	W, 12-4
3/19 at Arkansas	L, 4-11
3/20 at Arkansas	W, 10-4
3/21 at Arkansas	L, 6-7
3/23 vs. Southern #	W, 7-6 (11)
3/24 Tulane	L, 3-5
3/26 Mississippi	L, 2-4
3/27 Mississippi	W, 8-6
3/28 Mississippi	W, 10-4
3/31 Northeast La.	L, 3-4
4/2 at Tennessee	W, 8-4
4/3 at Tennessee	L, 7-8
4/4 at Tennessee	L, 3-4
4/6 New Orleans	W, 6-3
4/9 Vanderbilt	L, 2-11
4/10 Vanderbilt	W, 10-2
4/11 Vanderbilt	W, 9-2
4/14 vs. Tulane #	L, 10-15

4/16 at Alabama	L, 3-10
4/17 at Alabama	W, 9-8
4/18 at Alabama	L, 4-9
4/20 vs. New Orleans #	W, 13-7
4/21 McNeese State	W, 7-2
4/23 at Mississippi State	W, 10-8
4/24 at Mississippi State	L, 1-7
4/25 at Mississippi State	W, 3-2
4/30 Auburn	W, 9-5
5/1 Auburn	W, 8-5
5/2 Auburn	W, 11-2
5/7 at Georgia	W, 4-3
5/8 at Georgia	W, 18-13
5/9 at Georgia	T, 11-11
5/11 at Northeast La.	L, 5-6
5/14 Kentucky	W, 7-2
5/15 Kentucky	L, 8-13
5/16 Kentucky	W, 6-4

SEC TOURNAMENT - HOOVER, ALA.	
5/19 vs. Auburn	L, 2-6
5/20 vs. Kentucky	W, 10-0
5/21 vs. Arkansas	L, 8-9
NCAA REGIONAL - BATON ROUGE, LA.	
5/28 Northeast La.	W, 11-4
5/29 East Carolina	L, 10-11
5/29 Southern	W, 6-3
5/30 East Carolina	W, 12-10
5/31 East Carolina	W, 9-0

NCAA SUPER REGIONAL - TUSCALOOSA, ALA.	
6/4 at Alabama	L, 6-13
6/5 at Alabama	L, 5-13

* Winn-Dixie Showdown (New Orleans, La.)
at Zephyr Field (Metairie, La.)

2000 (52-17) • Coach Skip Bertman
SEC Western Division Champions
SEC Tournament Champions
NCAA Regional Champions
NCAA Super Regional Champions
NCAA National Champions

2/12 Virginia	W, 8-0
2/12 Virginia	W, 13-2
2/13 Virginia	W, 13-4
2/15 Southeastern La.	W, 11-0
2/18 Arizona State	W, 8-4
2/19 Arizona State	W, 6-5
2/20 Arizona State	L, 2-6
2/22 McNeese State	L, 8-9 (11)
2/25 Houston	L, 2-10
2/26 Houston	L, 7-11
2/27 Houston	L, 2-10
2/29 Nicholls State	W, 8-2
3/1 Tulane	W, 12-5
3/3 at Central Florida	L, 13-14
3/4 at Central Florida	W, 11-4
3/5 at Central Florida	W, 4-1
3/7 Southern	W, 7-3
3/10 Georgia	L, 3-7
3/11 Georgia	L, 8-10 (11)
3/12 Georgia	W, 13-3
3/14 at Southeastern La.	W, 11-4
3/17 at Vanderbilt	W, 6-0
3/18 at Vanderbilt	W, 17-4
3/22 New Orleans	W, 17-2
3/24 South Carolina	W, 8-6
3/25 South Carolina	W, 7-6
3/26 South Carolina	L, 7-9
3/28 Centenary @	W, 6-3
3/31 at Auburn	W, 18-11
4/1 at Auburn	L, 1-7
4/2 at Auburn	W, 12-10
4/4 vs. New Orleans #	W, 10-2

4/5 Southern	W, 10-5
4/7 Arkansas	W, 12-3
4/8 Arkansas	W, 12-5
4/9 Arkansas	W, 17-11
4/11 UL-Lafayette	W, 8-2
4/15 at Florida	W, 10-4
4/15 at Florida	W, 9-6
4/16 at Florida	L, 5-7
4/18 UL-Monroe	W, 12-5
4/19 vs. Tulane #	W, 21-6
4/21 Miss. State	L, 13-15
4/22 Miss. State	W, 18-15
4/23 Miss. State	L, 3-10
4/25 Northwestern State	W, 13-0
4/28 at Ole Miss	W, 12-6
4/29 at Ole Miss	L, 4-6
4/30 at Ole Miss	W, 9-2
5/2 at McNeese State	L, 3-4 (11)
5/5 at Kentucky	W, 9-0
5/6 at Kentucky	W, 6-3
5/7 at Kentucky	L, 4-7
5/12 Alabama	W, 11-4
5/13 Alabama	W, 6-4
5/14 Alabama	L, 0-14

SEC TOURNAMENT - HOOVER, ALA.	
5/17 vs. Georgia	W, 11-3
5/18 vs. Alabama	W, 18-12
5/20 vs. Alabama	W, 6-5
5/21 vs. Florida	W, 9-6
NCAA REGIONAL - BATON ROUGE, LA.	
5/26 Jackson State	W, 19-1
5/27 UL-Monroe	W, 21-0
5/28 UL-Monroe	W, 5-3

NCAA SUPER REGIONAL - BATON ROUGE, LA.	
6/2 UCLA	W, 8-2
6/3 UCLA	W, 14-8
COLLEGE WORLD SERIES - OMAHA, NEB.	
6/10 vs. Texas	W, 13-5
6/12 vs. Southern Cal	W, 10-4
6/15 vs. Florida State	W, 6-3
6/17 vs. Stanford	W, 6-5

at Zephyr Field (Metairie, La.)
@ at Fair Grounds Field (Shreveport, La.)

2001 (44-22-1) • Coach Skip Bertman
SEC Western Division Champions
NCAA Regional Champions
NCAA Super Regional Participants

2/10 Kansas State	L, 8-9
2/10 Kansas State	W, 4-0
2/11 Kansas State	W, 14-8
2/14 UL-Monroe	L, 6-7 (11)
2/17 Houston	W, 9-4
2/17 Houston	W, 4-1
2/18 Houston	W, 14-6
2/20 McNeese State	W, 7-3
2/23 Duquesne	W, 13-9
2/24 Duquesne	W, 24-5
2/25 Duquesne	W, 12-2
2/27 Nicholls State	W, 16-4
3/2 at Arizona State	W, 12-11
3/3 at Arizona State	W, 15-7
3/4 at Arizona State	T, 5-5 (8)
3/6 Southern	L, 6-11
3/7 Tulane	L, 3-13
3/9 at Georgia	L, 7-8 (11)
3/10 at Georgia	W, 5-3 (11)
3/11 at Georgia	L, 3-4 (11)
3/13 Southern	W, 13-6
3/16 Florida	W, 18-10
3/17 Florida	W, 4-3
3/18 Florida	W, 10-7

3/23 at Mississippi State	W, 9-1
3/24 at Mississippi State	W, 7-1
3/25 at Mississippi State	L, 0-13
3/30 Kentucky	W, 6-2
3/31 Kentucky	W, 9-5
4/1 Kentucky	L, 5-9
4/3 New Orleans	W, 7-2
4/6 at South Carolina	W, 5-3
4/7 at South Carolina	W, 12-5
4/8 at South Carolina	L, 2-4
4/10 UL-Lafayette #	W, 12-7
4/11 Tulane #	L, 6-7
4/13 Ole Miss	W, 15-2
4/14 Ole Miss	L, 10-23
4/15 Ole Miss	W, 6-3
4/17 Northwestern State	W, 9-7
4/18 at Northwestern St.	L, 8-10
4/20 Vanderbilt	L, 5-7
4/21 Vanderbilt	W, 7-2
4/22 Vanderbilt	W, 18-2 (8)
4/24 Southeastern La.	W, 7-4
4/26 at UL-Monroe	W, 16-4 (8)
4/27 at Alabama	W, 4-2
4/28 at Alabama	W, 8-7
4/29 at Alabama	W, 8-3
5/1 New Orleans #	W, 12-1 (7)
5/4 at Arkansas	L, 1-8
5/5 at Arkansas	L, 4-5
5/6 at Arkansas	L, 3-4
5/11 Auburn	W, 20-5
5/12 Auburn	L, 5-7
5/13 Auburn	L, 7-9

SEC TOURNAMENT - HOOVER, ALA.	
5/16 Florida	W, 10-0 (7)
5/17 Ole Miss	W, 13-2 (7)
5/19 Ole Miss	W, 12-6
5/20 Mississippi State	L, 1-4
NCAA REGIONAL - BATON ROUGE, LA.	
5/25 Minnesota	W, 10-9
5/26 VCU	W, 13-9
5/27 VCU	L, 7-10
5/27 VCU	W, 14-9

NCAA SUPER REGIONAL - METAIRIE, LA.	
6/1 at Tulane	W, 4-3 (13)
6/2 at Tulane	L, 4-9
6/3 at Tulane	L, 1-7

at Zephyr Field (Metairie, La.)

2002 (44-22) • Coach Smoke Laval
NCAA Regional Champions
NCAA Super Regional Participants

2/8 Birmingham-Southern	W, 10-9
2/9 Birmingham-Southern	W, 6-5 (13)
2/10 Birmingham-Southern	W, 11-7
2/12 Southeastern La.	L, 3-4
2/15 Mercer	W, 7-4
2/16 Mercer	W, 9-6
2/17 Mercer	W, 17-1
2/20 Centenary @	W, 7-6
2/22 at Houston	L, 3-11
2/23 at Houston	W, 8-4
2/24 at Houston	L, 11-12
3/2 Long Beach State	L, 3-8
3/2 Long Beach State	W, 10-2
3/3 Long Beach State	W, 5-4 (11)
3/5 Tulane	L, 5-6
3/8 UL-Monroe	W, 4-3
3/9 UL-Monroe	W, 7-1
3/10 UL-Monroe	W, 8-7
3/12 UL-Lafayette	L, 1-2
3/15 Vanderbilt	W, 6-0

3/16 Vanderbilt	L, 2-9
3/17 Vanderbilt	L, 7-8
3/19 at UL-Lafayette	L, 0-7
3/22 at Ole Miss	L, 3-9
3/23 at Ole Miss	W, 6-5
3/24 at Ole Miss	L, 7-10
3/26 at Southeastern La.	W, 9-7
3/29 Mississippi State	L, 4-15
3/30 Mississippi State	W, 7-3
4/2 New Orleans	W, 8-1
4/5 at Auburn	W, 9-4
4/6 at Auburn	L, 3-11
4/7 at Auburn	W, 9-5
4/10 Tulane \$	W, 9-5
4/12 Georgia	W, 8-2
4/13 Georgia	W, 14-4
4/14 Georgia	W, 13-4
4/16 Southern	W, 13-2
4/19 at South Carolina	W, 9-8
4/20 at South Carolina	L, 2-4
4/21 at South Carolina	L, 3-4
4/23 at UL-Monroe	W, 10-3
4/26 Arkansas	W, 3-0
4/27 Arkansas	W, 8-0
4/28 Arkansas	W, 13-5
4/30 New Orleans #	W, 13-0
5/4 at Tennessee	L, 1-2
5/4 at Tennessee	W, 16-4
5/5 at Tennessee	W, 6-2
5/10 at Florida	W, 5-4 (10)
5/11 at Florida	L, 3-6
5/12 at Florida	W, 8-5
5/18 Alabama	W, 3-0
5/18 Alabama	W, 6-5
5/19 Alabama	W, 5-1

SEC TOURNAMENT - HOOVER, ALA.

5/22 Auburn	W, 2-1
5/23 South Carolina	W, 8-3
5/25 South Carolina	L, 8-10
5/25 South Carolina	L, 4-5

NCAA REGIONAL - BATON ROUGE, LA.

5/31 Southern	W, 5-4
6/1 UL-Lafayette	L, 0-5
6/1 Tulane	W, 4-2
6/2 UL-Lafayette	W, 12-2
6/2 UL-Lafayette	W, 12-2

NCAA SUPER REGIONAL - HOUSTON, TEXAS

6/7 at Rice	L, 0-6
6/8 at Rice	L, 0-3
@ at Fair Grounds Field (Shreveport, La.)	
\$ at Louisiana Superdome (New Orleans)	
# at Zephyr Field (Metairie, La.)	

2003 (45-22-1) • Coach Smoke Laval**SEC Champions****NCAA Regional Champions****NCAA Super Regional Champions****College World Series - 7th place**

2/7 Northwestern State	W, 2-1
2/8 Northwestern State	W, 10-5
2/9 Northwestern State	W, 5-3
2/11 Centenary @	W, 15-0
2/14 Kansas	L, 6-9 (10)
2/16 Kansas	L, 4-6
2/16 Kansas	L, 7-9 (7)
2/18 UL-Monroe	W, 9-4
2/22 Houston	L, 2-7
2/23 Houston	W, 5-2
2/28 at Long Beach State	L, 1-12
3/1 at Long Beach State	L, 1-5
3/2 at Long Beach State	W, 7-2
3/5 Southeastern La.	W, 4-2
3/7 Winthrop	W, 10-2

3/8 Winthrop	W, 11-1
3/9 Winthrop	W, 3-2
3/11 Tulane #	L, 4-5 (11)
3/14 Florida	W, 9-0
3/15 Florida	W, 3-2
3/16 Florida	T, 8-8
3/21 at Georgia	W, 12-5
3/22 at Georgia	W, 13-6
3/23 at Georgia	W, 3-2
3/25 New Orleans #	L, 4-5
3/28 at Alabama	L, 2-4
3/29 at Alabama	W, 10-6
3/30 at Alabama	W, 11-10
4/2 Nicholls State	W, 6-2
4/4 South Carolina	W, 5-1
4/5 South Carolina	L, 5-8
4/6 South Carolina	W, 12-4
4/9 at Northwestern St.	W, 6-4
4/11 Ole Miss	L, 2-7
4/12 Ole Miss	W, 14-6
4/13 Ole Miss	W, 13-5
4/15 Tulane	W, 8-0
4/18 at Vanderbilt	L, 2-4
4/19 at Vanderbilt	L, 4-5 (10)
4/20 at Vanderbilt	W, 9-2
4/23 Southeastern La.	W, 14-8
4/25 Tennessee	W, 17-4
4/26 Tennessee	W, 10-6
4/27 Tennessee	W, 15-4
4/29 Tulane \$	L, 5-9
4/30 New Orleans	W, 7-2
5/2 at Mississippi State	L, 2-4
5/3 at Mississippi State	L, 0-5
5/4 at Mississippi State	W, 6-1
5/6 Loyola-N.O.	W, 21-6 (8)
5/9 Auburn	W, 6-5
5/10 Auburn	W, 20-3
5/11 Auburn	L, 8-14
5/16 at Arkansas	W, 11-3
5/17 at Arkansas	L, 5-6 (10)
5/18 at Arkansas	W, 6-2

SEC TOURNAMENT - HOOVER, ALA.

5/22 Arkansas	W, 5-4
5/23 Mississippi State	W, 7-2
5/24 Mississippi State	W, 17-5 (7)
5/25 Alabama	L, 3-10

NCAA REGIONAL - BATON ROUGE, LA.

5/30 Northeastern	W, 11-8
5/31 Tulane	W, 13-5
6/1 UNC-Wilmington	W, 9-8 (11)

NCAA SUPER REGIONAL - BATON ROUGE, LA.

6/6 Baylor	L, 1-4
6/7 Baylor	W, 6-5
6/8 Baylor	W, 20-5

COLLEGE WORLD SERIES - OMAHA, NEB.

6/13 Cal State Fullerton	L, 2-8
6/15 South Carolina	L, 10-11

@ at Fair Grounds Field (Shreveport, La.)

at Zephyr Field (Metairie, La.)

\$ at Louisiana Superdome (New Orleans)

2004 (46-19) • Coach Smoke Laval**NCAA Regional Champions****NCAA Super Regional Champions****College World Series - 7th place**

2/13 at UCF	W, 4-3 (10)
2/14 at UCF	W, 17-4
2/15 at UCF	L, 5-6 (10)
2/17 UL-Monroe	W, 7-1
2/20 Jacksonville State	W, 6-1
2/21 Jacksonville State	W, 14-2
2/22 Jacksonville State	W, 19-1 (7)
2/27 Texas State	W, 10-1

2/28 Texas State	W, 2-1
2/29 Texas State	W, 13-2
3/2 Tulane #	W, 6-0
3/5 Houston	W, 9-3
3/6 Houston	L, 5-10
3/7 Houston	W, 8-2
3/9 at UL-Monroe	W, 6-1
3/12 Southeastern La.	W, 7-1
3/13 Southeastern La.	W, 5-1
3/16 New Orleans	W, 14-0 (7)
3/19 at South Carolina	W, 6-3 (11)
3/20 at South Carolina	L, 5-12
3/21 at South Carolina	W, 12-7
3/23 Centenary @	W, 9-3
3/26 Mississippi State	L, 3-7
3/27 Mississippi State	W, 11-6
3/28 Mississippi State	W, 14-3
3/30 at New Orleans	W, 12-5
4/2 at Auburn	L, 6-7 (10)
4/3 at Auburn	W, 5-3
4/4 at Auburn	W, 3-2
4/6 Tulane	L, 0-1
4/9 Arkansas	L, 8-11
4/10 Arkansas	L, 10-11 (10)
4/11 Arkansas	L, 5-7
4/13 Nicholls State	W, 9-3
4/14 Southeastern La. #	W, 9-3
4/16 Georgia	W, 6-5 (10)
4/17 Georgia	W, 10-2
4/18 Georgia	L, 4-12
4/20 at Southern	W, 21-10
4/23 at Tennessee	L, 6-8
4/24 at Tennessee	W, 11-5
4/25 at Tennessee	W, 11-1
4/27 Tulane \$	W, 9-5
5/1 Alabama	L, 2-8
5/2 Alabama	W, 2-1 (8)
5/2 Alabama	W, 9-2 (7)
5/7 at Kentucky	L, 3-10
5/8 at Kentucky	W, 11-8
5/9 at Kentucky	W, 15-4
5/15 Vanderbilt	W, 3-2 (10)
5/15 Vanderbilt	W, 7-6 (11)
5/16 Vanderbilt	L, 0-8
5/19 Southeastern La.	W, 16-2 (8)
5/21 at Ole Miss	L, 6-7
5/22 at Ole Miss	W, 11-4
5/23 at Ole Miss	W, 14-6

SEC TOURNAMENT - HOOVER, ALA.

5/26 Florida	L, 4-5 (10)
5/27 Georgia	L, 0-1

NCAA REGIONAL - BATON ROUGE, LA.

6/4 Army	W, 9-0
6/5 Southern Mississippi	W, 6-2
6/6 College of Charleston	W, 11-3

NCAA SUPER REGIONAL - BATON ROUGE, LA.

6/12 Texas A&M	W, 11-8
6/13 Texas A&M	W, 4-0

COLLEGE WORLD SERIES - OMAHA, NEB.

6/19 Miami (Fla.)	L, 5-9
6/21 South Carolina	L, 4-15

at Zephyr Field (Metairie, La.)

@ at Fair Grounds Field (Shreveport, La.)

\$ at Louisiana Superdome (New Orleans)

2005 (40-22) • Coach Smoke Laval**SEC Western Division Champions****NCAA Regional Participants**

2/11 Nicholls State	W, 12-1
2/12 Nicholls State	W, 19-2
2/14 Nicholls State	W, 6-3
2/15 UL-Monroe	W, 9-6
2/18 Arkansas-Little Rock	W, 4-2
2/19 Arkansas-Little Rock	W, 11-8

2/20 Arkansas-Little Rock	W, 15-9
2/25 at Houston	L, 1-2
2/27 at Houston	W, 11-5
2/27 at Houston	W, 8-1
3/2 Centenary @	L, 1-6
3/4 Alabama-Birmingham	W, 12-6
3/5 Alabama-Birmingham	W, 7-3
3/6 Alabama-Birmingham	L, 3-4
3/8 Tulane	L, 2-6
3/11 Arizona State	W, 6-5
3/12 Western Illinois	W, 10-8
3/13 Arizona State	W, 20-3
3/18 at Georgia	W, 8-2
3/19 at Georgia	W, 5-3
3/20 at Georgia	W, 6-4
3/23 Southeastern La. #	W, 4-2
3/25 Auburn	L, 4-6
3/26 Auburn	W, 6-3
3/27 Auburn	L, 5-7
3/29 New Orleans	W, 18-10
4/1 at Alabama	L, 0-4
4/2 at Alabama	W, 11-2
4/3 at Alabama	L, 4-5 (13)
4/5 at Nicholls State	W, 3-2
4/6 Rice #	W, 8-2
4/8 South Carolina	L, 1-3
4/9 South Carolina	L, 1-5
4/10 South Carolina	L, 5-7
4/12 Northwestern State	W, 19-2
4/15 Ole Miss	L, 8-14
4/16 Ole Miss	W, 7-6
4/17 Ole Miss	W, 5-1
4/19 Tulane #	L, 8-11
4/22 at Arkansas	W, 10-7
4/23 at Arkansas	W, 7-0
4/24 at Arkansas	W, 6-0
4/30 at Vanderbilt	L, 4-9
4/30 at Vanderbilt	W, 9-3
5/1 at Vanderbilt	W, 3-0
5/3 Southern	L, 5-9
5/6 Kentucky	W, 6-5
5/7 Kentucky	L, 1-7
5/8 Kentucky	W, 8-3
5/13 Tennessee	L, 2-9
5/14 Tennessee	W, 9-3
5/15 Tennessee	W, 14-4
5/18 at New Orleans	W, 7-5 (13)
5/20 at Mississippi State	W, 7-5
5/21 at Mississippi State	L, 3-5
5/22 at Mississippi State	W, 3-2

SEC TOURNAMENT - HOOVER, ALA.

5/25 Mississippi State	L, 2-9
5/26 Tennessee	L, 1-5

NCAA REGIONAL - BATON ROUGE, LA.

6/3 Marist	W, 14-5
6/4 Rice	L, 7-9
6/6 Northwestern State	W, 12-4
6/6 Rice	L, 4-5

at Zephyr Field (Metairie, La.)

@ at Fair Grounds Field (Shreveport, La.)

2006 (35-24) • Coach Smoke Laval

2/10 North Florida	W, 11-1
2/11 North Florida	W, 4-0
2/12 North Florida	L, 3-4 (10)
2/14 Centenary	W, 15-3
2/17 Tennessee Tech	W, 9-6
2/18 Tennessee Tech	W, 7-2
2/19 Tennessee Tech	W, 8-3
2/21 Southeastern La.	W, 7-3
2/24 Temple	W, 4-1
2/26 Temple	W, 9-0
2/26 Temple	W, 14-4
3/1 Louisiana-Monroe	W, 8-5

All-Time Results

3/3 Houston	L, 3-5
3/4 Houston	W, 7-0
3/5 Houston	W, 5-3
3/7 Tulane	W, 4-3
3/10 Stetson	W, 5-1
3/11 Stetson	W, 11-7
3/12 Stetson	L, 8-9
3/17 at Kentucky	L, 2-8
3/18 at Kentucky	L, 3-6
3/19 at Kentucky	W, 5-2
3/22 Southeastern La. #	W, 5-4
3/24 Mississippi State	L, 1-11
3/25 Mississippi State	W, 8-6
3/26 Mississippi State	L, 6-7 (10)
3/28 at New Orleans	W, 6-5 (11)
3/31 South Carolina	L, 2-12
4/1 South Carolina	L, 4-18
4/2 South Carolina	L, 1-2
4/4 Southern	W, 3-2
4/7 at Tennessee	W, 12-2
4/8 at Tennessee	L, 0-9
4/9 at Tennessee	W, 6-2
4/11 Northwestern St.	W, 12-0
4/14 Alabama	W, 7-6
4/15 Alabama	W, 8-6
4/16 Alabama	L, 6-17
4/18 Tulane #	L, 5-12
4/22 at Ole Miss	L, 5-10
4/22 at Ole Miss	L, 3-11
4/23 at Ole Miss	L, 8-11
4/26 New Orleans	W, 7-2
4/28 Arkansas	W, 7-6
4/29 Arkansas	L, 2-4
4/30 Arkansas	W, 7-5
5/5 at Auburn	W, 4-3
5/6 at Auburn	W, 5-3
5/7 at Auburn	W, 8-2
5/12 Vanderbilt	W, 4-3
5/13 Vanderbilt	L, 4-19
5/14 Vanderbilt	L, 4-8
5/16 Rice #	L, 3-6
5/18 at Florida	W, 7-3
5/19 at Florida	L, 7-8 (10)
5/20 at Florida	L, 5-10
SEC TOURNAMENT - HOOVER, ALA.	
5/24 Alabama	W, 4-3
5/25 Ole Miss	L, 1-12
5/26 Alabama	L, 3-8

at Zephyr Field (Metairie, La.)

2007 (29-26-1) • Coach Paul Mainieri

2/9 Saint Mary's	W, 4-3
2/10 Saint Mary's	W, 7-6
2/11 Saint Mary's	W, 6-2
2/16 at Stetson	L, 1-8
2/17 at Stetson	L, 1-14
2/18 at Stetson	W, 8-4
2/21 Northwestern State	W, 6-2
2/23 Central Florida	W, 4-1
2/24 Central Florida	W, 13-6
2/25 Central Florida	L, 4-5
2/27 Tulane	L, 3-8
3/2 Lipscomb	L, 6-7
3/3 Lipscomb	L, 7-10
3/4 Lipscomb	W, 8-4
3/6 Centenary @	W, 2-1
3/9 Southern Miss	W, 2-1
3/10 Southern Miss	W, 15-8
3/11 Southern Miss	L, 3-5
3/13 McNeese State	W, 6-3
3/16 at South Carolina	L, 0-5
3/17 at South Carolina	W, 6-5
3/18 at South Carolina	L, 5-9

3/21 Southeastern La.	W, 5-3
3/23 Kentucky	L, 2-16
3/24 Kentucky	L, 5-6
3/25 Kentucky	T, 9-9 (8)
3/27 New Orleans	W, 6-3
3/30 at Alabama	W, 5-4
3/31 at Alabama	L, 2-5
4/1 at Alabama	W, 7-3
4/3 Tulane #	L, 9-16
4/6 Auburn	L, 1-6
4/7 Auburn	L, 0-7
4/8 Auburn	W, 10-1
4/11 Mississippi Valley St.	W, 4-1
4/13 Ole Miss	W, 4-3
4/14 Ole Miss	W, 8-2
4/15 Ole Miss	L, 5-16
4/18 New Orleans #	L, 4-5
4/20 at Mississippi State	L, 3-12
4/21 at Mississippi State	W, 6-5
4/22 at Mississippi State	W, 3-1
4/27 Tennessee	L, 1-7
4/28 Tennessee	W, 4-2
4/29 Tennessee	L, 9-10 (10)
5/1 Southern	W, 9-7
5/1 Nicholls State	W, 8-3
5/4 at Arkansas	W, 6-5
5/5 at Arkansas	L, 0-5
5/6 at Arkansas	W, 5-3
5/11 Florida	L, 3-19
5/12 Florida	L, 4-8
5/13 Florida	W, 9-4
5/17 at Vanderbilt	L, 1-4
5/18 at Vanderbilt	L, 2-6
5/19 at Vanderbilt	L, 2-6

at Zephyr Field (Metairie, La.)
@ at Fair Grounds Field (Shreveport, La.)

2008 (49-19-1) • Coach Paul Mainieri
SEC Western Division Champions
SEC Tournament Champions
NCAA Regional Champions
NCAA Super Regional Champions
College World Series – 5th place

2/22 Indiana	W, 7-1
2/23 Indiana	W, 5-4
2/24 Indiana	L, 6-7
2/26 Southern	W, 6-1
2/27 Miss. Valley State	W, 9-1
2/29 Duquesne	W, 10-1
3/1 Duquesne	W, 22-11
3/2 Duquesne	W, 12-2
3/4 Michigan State	W, 5-3
3/5 Michigan State	W, 12-1
3/8 Stetson	W, 9-3
3/8 Stetson	W, 6-5
3/9 Stetson	L, 2-7
3/11 Southeastern La.	L, 3-6
3/14 at Tennessee	L, 5-6
3/16 at Tennessee	L, 3-7 (7)
3/16 at Tennessee	L, 3-7 (7)
3/19 Tulane	W, 7-5
3/21 Arkansas	W, 8-7 (11)
3/22 Arkansas	L, 13-14 (10)
3/23 Arkansas	W, 4-2
3/25 Northwestern State	W, 10-3
3/26 New Orleans	L, 6-8
3/28 at Florida	L, 5-8
3/29 at Florida	L, 1-7
3/30 at Florida	W, 6-3
4/1 at Southern	W, 8-3
4/2 Centenary	W, 6-0
4/4 Alabama	W, 3-0
4/5 Alabama	L, 5-6 (11)

4/6 Alabama	W, 9-7
4/9 at Southern Miss	W, 8-4
4/11 at Ole Miss	L, 1-2
4/12 at Ole Miss	L, 1-7
4/13 at Ole Miss	W, 8-2
4/15 Nicholls State	W, 11-2
4/16 at New Orleans	L, 5-6
4/18 Georgia	L, 3-6
4/19 Georgia	L, 8-9
4/20 Georgia	T, 10-10 (12)
4/22 at Tulane	W, 8-4
4/23 McNeese State	W, 6-0
4/25 South Carolina	W, 11-3
4/26 South Carolina	W, 11-10 (11)
4/27 South Carolina	W, 6-3
4/29 UL-Lafayette	W, 5-3
5/3 at Kentucky	W, 3-1 (10)
5/3 at Kentucky	W, 12-5
5/4 at Kentucky	W, 9-8
5/9 Mississippi State	W, 15-6
5/10 Mississippi State	W, 16-4
5/11 Mississippi State	W, 9-6
5/13 New Orleans #	W, 7-6 (15)
5/15 at Auburn	W, 6-4
5/16 at Auburn	W, 15-6
5/17 at Auburn	W, 11-7

SEC TOURNAMENT - HOOVER, ALA.

5/21 South Carolina	W, 5-4 (10)
5/22 Vanderbilt	W, 8-2
5/24 Alabama	W, 12-8
5/25 Ole Miss	W, 8-2

NCAA REGIONAL - BATON ROUGE, LA.

5/30 Texas Southern	W, 12-1
5/31 Southern Miss	W, 13-4
6/1 Southern Miss	W, 11-4

NCAA SUPER REGIONAL - BATON ROUGE, LA.

6/7 UC Irvine	L, 5-11
6/8 UC Irvine	W, 9-7
6/9 UC Irvine	W, 21-7
COLLEGE WORLD SERIES - OMAHA, NEB.	
6/15 North Carolina	L, 4-8
6/17 Rice	W, 6-5
6/19 North Carolina	L, 3-7

at Zephyr Field (Metairie, La.)

2009 (56-17) • Coach Paul Mainieri

SEC Champions
SEC Tournament Champions
NCAA Regional Champions
NCAA Super Regional Champions
NCAA National Champions

2/20 Villanova	W, 12-3
2/21 Villanova	W, 11-1
2/22 Villanova	W, 6-3
2/25 Southern	W, 11-5
2/27 Central Florida	W, 13-4
2/28 Central Florida	W, 11-2
3/1 Central Florida	W, 16-0
3/3 at New Orleans	W, 19-3
3/4 Miss. Valley State	W, 10-4
3/6 Illinois	L, 1-3
3/7 Illinois	W, 22-10
3/8 Illinois	L, 2-6
3/10 at Southeastern La.	W, 16-5
3/11 UL-Lafayette	L, 9-10
3/13 Kentucky	W, 5-3
3/15 Kentucky	L, 2-5 (7)
3/15 Kentucky	W, 3-1 (7)
3/17 Northwestern State	W, 2-1
3/18 McNeese State	W, 6-3
3/20 at South Carolina	L, 3-7
3/21 at South Carolina	W, 10-3
3/22 at South Carolina	W, 11-3

3/24 Harvard	W, 4-3
3/25 Harvard	W, 10-2
3/27 Ole Miss	L, 4-7
3/28 Ole Miss	W, 6-5
3/29 Ole Miss	W, 2-1
4/1 at Tulane	L, 7-8
4/3 at Georgia	W, 8-4
4/4 at Georgia	L, 8-10
4/5 at Georgia	W, 7-5
4/8 Grambling State	W, 8-4
4/10 at Alabama	W, 8-5
4/11 at Alabama	L, 5-13
4/12 at Alabama	W, 12-7
4/14 New Orleans	W, 8-6
4/15 Nicholls State	L, 1-3
4/17 Tennessee	W, 18-3
4/18 Tennessee	L, 5-7
4/19 Tennessee	L, 4-9
4/21 Southeastern La.	W, 6-5
4/22 UL-Lafayette #	W, 10-6
4/24 Auburn	W, 7-3
4/25 Auburn	W, 7-6
4/26 Auburn	W, 7-6
4/29 Tulane	W, 13-2 (7)
5/2 at Arkansas	L, 4-11
5/2 at Arkansas	W, 5-0
5/3 at Arkansas	W, 4-3
5/8 Florida	W, 10-1
5/9 Florida	W, 4-0
5/10 Florida	L, 3-9
5/12 Centenary	W, 12-4
5/14 at Mississippi State	W, 5-4
5/15 at Mississippi State	L, 7-8
5/16 at Mississippi State	W, 15-4

SEC TOURNAMENT - HOOVER, ALA.

5/20 Vanderbilt	L, 1-4
5/21 Alabama	W, 9-6
5/22 South Carolina	W, 4-1
5/23 Georgia	W, 16-0 (7)
5/23 Georgia	W, 3-2 (7)
5/24 Vanderbilt	W, 6-2

NCAA REGIONAL - BATON ROUGE, LA.

5/29 Southern	W, 10-2
5/30 Baylor	W, 3-2 (10)
5/31 Minnesota	W, 10-3

NCAA SUPER REGIONAL - BATON ROUGE, LA.

6/5 Rice	W, 12-9
6/6 Rice	W, 5-3

COLLEGE WORLD SERIES - OMAHA, NEB.

6/13 Virginia	W, 9-5
6/15 Arkansas	W, 9-1
6/19 Arkansas	W, 14-5
6/22 Texas	W, 7-6 (11)
6/23 Texas	L, 1-5
6/24 Texas	W, 11-4

- at Zephyr Field (Metairie, La.)

2010 (41-22) • Coach Paul Mainieri

SEC Tournament Champions
NCAA Regional Participants

2/19 Centenary	W, 5-4
2/20 Centenary	W, 25-8
2/21 Centenary	W, 4-0
2/24 McNeese State	W, 2-1
2/27 William & Mary	W, 10-9
2/28 William & Mary	W, 9-6
2/28 William & Mary	W, 7-4
3/4 Pepperdine	W, 8-1
3/5 Brown	W, 13-7
3/6 Pepperdine	W, 3-2

3/7 Brown	W, 9-2
3/9 UL-Monroe	W, 18-7
3/12 Kansas	L, 9-11
3/13 Kansas	W, 4-2
3/14 Kansas	L, 4-8
3/17 Nicholls State	W, 10-3
3/19 Arkansas	L, 3-6
3/20 Arkansas	W, 8-7
3/21 Arkansas	W, 5-1
3/24 UL-Lafayette	W, 4-3
3/26 at Tennessee	W, 6-2
3/27 at Tennessee	W, 10-6
3/27 at Tennessee	W, 8-6
3/31 Binghamton	W, 13-7
4/2 Georgia	W, 4-3
4/3 Georgia	L, 6-12
4/4 Georgia	W, 15-5
4/6 Alcorn State	W, 17-5
4/7 Southern Miss #	W, 6-5 (12)
4/9 at Auburn	W, 14-10
4/10 at Auburn	L, 7-11
4/11 at Auburn	L, 5-6
4/14 Tulane	W, 10-4
4/16 Alabama	W, 12-5
4/17 Alabama	W, 9-7
4/18 Alabama	W, 6-5 (14)
4/20 Northwestern State @	W, 14-3
4/21 Northwestern State	W, 8-6
4/24 at Ole Miss	L, 9-11
4/24 at Ole Miss	L, 8-9 (11)
4/25 at Ole Miss	L, 6-7
4/27 New Orleans	L, 4-7
4/30 at Florida	L, 5-8
5/1 at Florida	L, 3-7
5/2 at Florida	L, 6-13
5/4 Southeastern La.	W, 9-5
5/7 Vanderbilt	W, 16-15 (10)
5/8 Vanderbilt	L, 2-6
5/9 Vanderbilt	L, 3-4
5/14 at Kentucky	L, 9-11
5/15 at Kentucky	L, 4-9
5/16 at Kentucky	L, 4-6
5/18 at Tulane	L, 1-9
5/20 Mississippi State	W, 14-13
5/21 Mississippi State	W, 17-3
5/22 Mississippi State	L, 1-2

SEC TOURNAMENT - HOOVER, ALA.

5/26 Florida	W, 10-6
5/27 Vanderbilt	W, 7-5
5/29 Ole Miss	W, 8-0 (7)
5/30 Alabama	W, 4-3 (11)

NCAA REGIONAL - LOS ANGELES, CALIF.

6/4 UC Irvine	W, 11-10 (11)
6/5 at UCLA	L, 3-6
6/6 UC Irvine	L, 3-4

- at Zephyr Field (Metairie, La.)

@ - at Fair Grounds Field (Shreveport, La.)

2011 (36-20) • Coach Paul Mainieri

2/18 Wake Forest	W, 15-4
2/19 Wake Forest	W, 4-3
2/20 Wake Forest	W, 9-1
2/22 New Orleans	W, 13-0
2/25 Holy Cross	W, 12-3
2/26 Holy Cross	W, 14-3
2/27 Holy Cross	W, 15-4
3/1 Southeastern La.	W, 7-3
3/2 Mississippi Valley State	W, 10-8
3/4 Princeton	W, 8-2
3/5 Princeton	W, 7-2
3/6 Princeton	L, 7-8
3/9 Sacred Heart	W, 6-1
3/11 Cal State Fullerton	W, 7-6

3/12 Cal State Fullerton	W, 7-6
3/13 Cal State Fullerton	W, 10-2
3/16 at Nicholls State	W, 12-8
3/18 Florida	L, 4-5
3/19 Florida	L, 0-1
3/20 Florida	L, 3-7
3/22 Louisiana-Lafayette	L, 5-11
3/25 at Georgia	W, 7-3
3/27 at Georgia	L, 5-9 (7)
3/27 at Georgia	L, 2-3 (7)
3/30 McNeese State	W, 6-0
4/1 Ole Miss	W, 7-6
4/2 Ole Miss	L, 3-16
4/3 Ole Miss	W, 8-2
4/5 at Tulane	W, 7-5
4/8 at Arkansas	L, 0-2
4/9 at Arkansas	L, 3-4
4/10 at Arkansas	L, 4-5
4/12 Northwestern State	L, 2-5
4/13 Alcorn State	W, 7-1
4/15 Auburn	L, 7-8
4/16 Auburn	L, 1-3
4/17 Auburn	W, 3-2
4/20 Southern Miss #	W, 8-6
4/22 at Vanderbilt	L, 3-11
4/23 at Vanderbilt	L, 1-10
4/24 at Vanderbilt	L, 7-10
4/26 Nicholls State	W, 12-3
4/28 Kentucky	W, 9-5
4/29 Kentucky	W, 12-4
4/30 Kentucky	W, 8-4
5/3 Tulane	W, 6-2
5/6 at Alabama	W, 10-6
5/7 at Alabama	L, 0-4
5/8 at Alabama	L, 0-9
5/13 Tennessee	W, 9-0
5/14 Tennessee	W, 8-1
5/15 Tennessee	W, 15-5
5/17 at New Orleans	W, 5-0
5/19 at Mississippi State	W, 17-1
5/20 at Mississippi State	L, 5-6
5/21 at Mississippi State	W, 6-3

- at Zephyr Field (Metairie, La.)

2012 (47-18) • Coach Paul Mainieri**SEC Champions****NCAA Regional Champions****NCAA Super Regional Participants**

2/17 Air Force	W, 10-2
2/18 Alcorn State	W, 19-0
2/19 Air Force	W, 4-0
2/22 McNeese State	W, 11-4
2/24 Appalachian State	W, 4-0
2/25 Appalachian State	L, 0-1
2/26 Appalachian State	L, 1-11
2/28 Grambling State	W, 17-10
2/29 at McNeese State	W, 19-10
3/2 Dartmouth	W, 8-4
3/3 Dartmouth	W, 16-3
3/4 Dartmouth	W, 5-4
3/6 at Tulane	W, 5-0
3/9 Michigan	W, 6-0
3/10 Michigan	W, 6-4
3/11 Notre Dame	L, 1-7
3/14 Northwestern State	W, 13-0
3/16 Mississippi State	W, 3-2 (10)
3/17 Mississippi State	W, 4-3
3/18 Mississippi State	L, 1-7
3/20 Southern	W, 15-5
3/23 at Auburn	L, 3-4
3/24 at Auburn	L, 2-3 (10)
3/25 at Auburn	W, 4-3
3/28 UL-Lafayette	W, 5-0
3/30 Arkansas	W, 10-6

3/31 Arkansas	W, 2-1
4/1 Arkansas	W, 3-2 (11)
4/3 Louisiana College	W, 10-2
4/5 at Florida	W, 7-6
4/6 at Florida	L, 0-7
4/7 at Florida	W, 8-7
4/10 Alcorn State	W, 7-2
4/11 Southern Miss #	W, 8-3
4/13 Alabama	W, 10-2
4/14 Alabama	W, 7-1
4/15 Alabama	W, 5-1
4/18 Lamar	W, 5-4
4/20 at Kentucky	W, 5-4
4/21 at Kentucky	L, 1-8
4/22 at Kentucky	L, 6-7
4/25 Southeastern La.	W, 4-3
4/27 Georgia	W, 6-5
4/28 Georgia	W, 8-4
4/29 Georgia	L, 3-5
5/1 Tulane	W, 9-5
5/4 at Ole Miss	W, 4-3 (13)
5/5 at Ole Miss	L, 4-7
5/6 at Ole Miss	W, 12-3
5/11 Vanderbilt	W, 2-1
5/12 Vanderbilt	L, 3-6
5/13 Vanderbilt	L, 4-5 (10)
5/15 Nicholls State	W, 9-6
5/18 at South Carolina	W, 5-2
5/19 at South Carolina	L, 4-5
5/20 at South Carolina	W, 3-2 (10)

SEC TOURNAMENT - HOOVER, ALA.

5/23 Mississippi State	L, 2-3
5/24 Ole Miss	W, 11-2
5/25 Mississippi State	L, 3-4 (10)

NCAA REGIONAL - BATON ROUGE, LA.

6/1 UL-Monroe	W, 4-1
6/2 Oregon State	W, 7-1
6/3 Oregon State	W, 6-5 (10)

NCAA SUPER REGIONAL - BATON ROUGE, LA.

6/8 Stony Brook	W, 5-4 (12)
6/9 Stony Brook	L, 1-3
6/10 Stony Brook	L, 2-7

- at Zephyr Field (Metairie, La.)

2013 (57-11) • Coach Paul Mainieri**SEC Western Division Champions****SEC Tournament Champions****NCAA Regional Champions****NCAA Super Regional Champions****College World Series - 7th Place**

2/15 Maryland	W, 1-0
2/16 Maryland	W, 5-1
2/17 Maryland	W, 14-3
2/19 Lamar	W, 8-1
2/21 BYU	W, 6-5
2/22 Southeastern La.	W, 13-1
2/23 BYU	L, 4-9
2/26 at UL-Lafayette	W, 11-2
3/1 Brown	W, 4-3
3/2 Brown	W, 7-1
3/3 Nicholls State	W, 2-0
3/5 Stephen F. Austin	W, 9-2
3/6 Sacred Heart	W, 10-2
3/8 Washington	W, 9-4
3/9 Washington	W, 8-4
3/10 Washington	W, 7-5
3/13 Nicholls State	W, 9-3
3/15 at Miss. State	W, 6-4 (10)
3/16 at Miss. State	W, 7-3
3/17 at Miss. State	L, 2-10
3/20 Northwestern St.	W, 2-1 (13)
3/22 Auburn	W, 9-4

3/23 Auburn	W, 5-1
3/24 Auburn	W, 8-2
3/26 at Tulane	W, 14-1 (8)
3/29 at Missouri	W, 2-0
3/30 at Missouri	W, 8-0
3/31 at Missouri	W, 6-5
4/2 Alcorn State	W, 7-3
4/5 Kentucky	W, 11-1
4/6 Kentucky	W, 9-1
4/7 Kentucky	W, 11-4
4/9 Southern #	W, 11-2
4/10 Southern	W, 16-2
4/12 at Arkansas	W, 6-2
4/13 at Arkansas	L, 3-8
4/14 at Arkansas	W, 5-3 (10)
4/17 Grambling	W, 4-0
4/19 at Alabama	W, 5-0
4/20 at Alabama	W, 11-8 (16)
4/21 at Alabama	L, 3-4 (10)
4/24 Tulane	W, 4-3
4/26 South Carolina	W, 5-2
4/27 South Carolina	L, 2-4
4/28 South Carolina	L, 0-4
4/30 McNeese State	W, 7-3
5/2 Florida	W, 3-2
5/3 Florida	W, 5-0
5/4 Florida	W, 18-6
5/9 at Texas A&M	L, 1-2
5/10 at Texas A&M	W, 7-4
5/11 at Texas A&M	W, 2-1 (8)
5/14 New Orleans	W, 11-2
5/16 Ole Miss	W, 7-1
5/17 Ole Miss	W, 5-4
5/18 Ole Miss	L, 9-11

SEC TOURNAMENT - HOOVER, ALA.

5/22 Alabama	W, 3-0
5/23 Arkansas	L, 1-4
5/24 Alabama	W, 3-2
5/25 Arkansas	W, 3-1
5/26 Vanderbilt	W, 5-4 (11)

NCAA REGIONAL - BATON ROUGE, LA.

5/31 Jackson State	W, 11-7
6/1 Sam Houston St.	W, 8-5
6/2 UL-Lafayette	W, 5-1

NCAA SUPER REGIONAL - BATON ROUGE, LA.

6/7 Oklahoma	W, 2-0
6/8 Oklahoma	W, 11-1

COLLEGE WORLD SERIES - OMAHA, NEB.

6/16 UCLA	L, 1-2
6/18 North Carolina	L, 2-4

- at Zephyr Field (Metairie, La.)

2014 (46-16-1) • Coach Paul Mainieri**SEC Tournament Champions****NCAA Regional Participants**

2/14 New Orleans	W, 2-0
2/15 at New Orleans	W, 7-4
2/16 Grambling	W, 6-0
2/19 at Southeastern La.	W, 7-3
2/21 Virginia Tech	W, 9-0
2/22 Toledo	W, 15-1
2/23 Texas Southern	W, 4-1
2/25 UL-Lafayette	L, 1-4 (6)
2/28 Yale	W, 19-0
3/1 Yale	W, 3-0
3/2 Yale	L, 7-8
3/5 Sacred Heart	W, 8-1
3/6 at Northwestern St.	W, 8-1
3/7 Purdue	W, 10-0
3/8 Purdue	W, 4-2
3/9 Purdue	W, 7-3
3/11 Nicholls State	W, 5-3
3/12 Southern	W, 8-0

All-Time Results

3/14 at Vanderbilt	W, 4-2
3/15 at Vanderbilt	L, 3-5
3/15 at Vanderbilt	L, 3-9
3/19 South Alabama	W, 9-0
3/21 Georgia	W, 4-0
3/22 Georgia	W, 2-1
3/23 Georgia	T, 2-2 (13)
3/25 at Tulane	L, 2-3 (11)
3/29 at Florida	L, 1-2
3/29 at Florida	L, 2-6
3/30 at Florida	L, 7-11
4/2 McNeese State	W, 10-3
4/4 Mississippi State	W, 3-0
4/5 Mississippi State	W, 2-1
4/6 Mississippi State	W, 17-4
4/9 Lamar	W, 5-0
4/11 Arkansas	W, 5-3
4/12 Arkansas	W, 5-4
4/13 Arkansas	L, 4-10
4/15 Southern Miss #	W, 13-5
4/17 at Ole Miss	W, 4-3 (13)
4/18 at Ole Miss	L, 1-5
4/19 at Ole Miss	W, 2-0
4/22 Tulane	W, 6-0
4/25 Tennessee	W, 8-7
4/26 Tennessee	L, 3-6
4/27 Tennessee	W, 9-4
4/29 Alcorn State	W, 9-7
5/2 at Texas A&M	W, 5-4 (10)
5/3 at Texas A&M	L, 2-3
5/4 at Texas A&M	L, 3-4
5/10 Alabama	W, 2-0
5/10 Alabama	L, 1-5
5/13 Northwestern St.	W, 27-0 (6)
5/15 at Auburn	W, 10-0
5/16 at Auburn	W, 11-3
5/17 at Auburn	W, 8-1

2015 (54-12) • Coach Paul Mainieri
SEC Champions
NCAA Regional Champions
NCAA Super Regional Champions
College World Series - 5th Place

2/13 Kansas	W, 4-1
2/14 Kansas	W, 8-5
2/15 Kansas	W, 7-4
2/18 Nicholls State	L, 3-6
2/20 Boston College	W, 8-3
2/20 Boston College	W, 7-4
2/21 Boston College	W, 16-2
2/26 Southeastern La.	W, 9-8
2/27 Princeton	W, 3-2
2/28 Princeton	W, 7-2
2/28 Princeton	W, 15-4
3/3 Stephen F. Austin	W, 8-1
3/4 Grambling	W, 7-1
3/6 Houston %	W, 4-2
3/7 Baylor %	W, 2-0
3/8 Nebraska %	W, 4-2
3/11 McNeese State	W, 7-0
3/13 Ole Miss	W, 6-4
3/14 Ole Miss	L, 3-5 (14)
3/15 Ole Miss	W, 18-6
3/17 at Southern	W, 4-2 (10)

3/19 at Arkansas	L, 1-5
3/20 at Arkansas	W, 16-3
3/21 at Arkansas	W, 7-4
3/24 at Tulane	W, 13-7
3/27 Kentucky	L, 4-5 (12)
3/28 Kentucky	W, 7-3
3/29 Kentucky	L, 10-12 (11)
3/31 UL-Lafayette #	W, 8-6
4/2 at Alabama	W, 8-5 (16)
4/3 at Alabama	W, 6-2
4/4 at Alabama	W, 6-4 (13)
4/7 New Orleans	W, 11-2
4/8 Northwestern State	W, 9-6
4/10 Auburn	W, 3-2
4/11 Auburn	L, 1-6
4/12 Auburn	W, 6-2
4/15 Lamar	W, 11-2
4/18 at Georgia	W, 4-1
4/18 at Georgia	W, 9-1
4/21 Tulane	W, 6-0
4/23 Texas A&M	W, 4-3
4/24 Texas A&M	W, 9-6
4/25 Texas A&M	L, 2-6
4/28 Alcorn State	W, 6-1
4/30 at Mississippi St.	W, 5-3 (14)
5/1 at Mississippi St.	W, 11-4
5/2 at Mississippi St.	L, 7-8 (12)
5/8 Missouri	W, 8-3
5/9 Missouri	W, 8-2
5/10 Missouri	W, 6-5 (10)
5/12 at New Orleans	W, 9-1
5/14 at South Carolina	L, 7-10
5/15 at South Carolina	W, 9-2
5/16 at South Carolina	W, 8-1

SEC TOURNAMENT - HOOVER, ALA.
5/20 Auburn W, 9-8
5/21 Arkansas W, 10-5
5/23 Florida L, 1-2

NCAA REGIONAL - BATON ROUGE, LA.
5/29 Lehigh W, 10-3
5/30 UNC-Wilmington W, 2-0
6/1 UNC-Wilmington W, 2-0

NCAA SUPER REGIONAL - BATON ROUGE, LA.
6/6 UL-Lafayette W, 4-3
6/7 UL-Lafayette W, 6-3

COLLEGE WORLD SERIES - OMAHA, NEB.
6/14 TCU L, 3-10
6/16 Cal State Fullerton W, 5-3
6/18 TCU L, 4-8

% - at Minute Maid Park (Houston, Texas)
- at Zephyr Field (Metairie, La.)

2016 (45-21) • Coach Paul Mainieri
NCAA Regional Champions
NCAA Super Regional Participants

2/19 Cincinnati	W, 6-5 (10)
2/20 Cincinnati	W, 4-0
2/21 Cincinnati	W, 12-4
2/24 at Lamar	L, 11-12
2/26 Sacramento State	W, 6-0
2/27 Sacramento State	L, 4-5
2/28 Sacramento State	W, 11-1
3/2 at Nicholls	W, 9-4
3/4 Fordham	W, 12-1
3/5 Fordham (DH)	W, 15-1
3/5 Fordham (DH)	W, 10-7
3/8 Louisiana Tech	W, 6-3
3/11 Ball State	L, 1-7
3/12 Ball State	W, 9-3
3/13 Ball State	W, 10-6
3/16 New Orleans	W, 9-4
3/19 Alabama (DH)	L, 0-6
3/19 Alabama (DH)	L, 3-4

3/20 Alabama	W, 7-5
3/22 UL-Lafayette #	W, 8-5
3/24 at Texas A&M	L, 1-6
3/25 at Texas A&M	W, 3-2
3/26 at Texas A&M	L, 1-3
3/29 Tulane	L, 1-7
4/2 at Auburn (DH)	L, 5-8
4/2 at Auburn (DH)	W, 8-6
4/3 at Auburn	W, 10-5
4/5 Southern	W, 11-1
4/7 Vanderbilt	W, 13-4
4/8 Vanderbilt	W, 3-2
4/9 Vanderbilt	L, 7-9
4/12 McNeese State	L, 0-7
4/13 Grambling State	W, 14-11
4/15 at Missouri	W, 7-5
4/16 at Missouri	W, 9-5
4/17 at Missouri	W, 15-2
4/20 Southeastern La.	W, 11-4
4/22 Mississippi State	L, 8-12
4/23 Mississippi State	L, 1-2
4/24 Mississippi State	W, 11-8
4/26 at Tulane	L, 1-4
4/28 at Ole Miss	L, 6-7
4/29 at Ole Miss	W, 6-3
4/30 at Ole Miss	L, 2-8
5/6 Arkansas	W, 5-4
5/7 Arkansas	W, 10-9 (10)
5/8 Arkansas	W, 7-1
5/11 at Notre Dame (DH)	W, 1-0 (11)
5/11 at Notre Dame (DH)	W, 3-2 (7)
5/13 at Tennessee	W, 2-1
5/14 at Tennessee	W, 11-3
5/15 at Tennessee	W, 10-7
5/17 Northwestern State	W, 7-2
5/19 Florida	W, 7-3
5/20 Florida	W, 5-4
5/21 Florida	L, 2-6 (7)

SEC TOURNAMENT - HOOVER, ALA.
5/24 Tennessee W, 5-4
5/25 Florida W, 5-3 (14)
5/26 Mississippi State W, 6-2
5/28 Florida L, 0-1

NCAA REGIONAL - BATON ROUGE, LA.
6/3 Utah Valley W, 7-1
6/5 Rice W, 4-2
6/6 Rice L, 6-10
6/7 Rice W, 5-2

NCAA SUPER REGIONAL - BATON ROUGE, LA.
6/11 Coastal Carolina L, 8-11
6/12 Coastal Carolina L, 3-4

2017 (52-20) • Coach Paul Mainieri
SEC Champions
SEC Tournament Champions
NCAA Regional Champions
NCAA Super Regional Champions
College World Series - 2nd Place

2/18 Army (DH)	W, 9-0 (7)
2/18 Army (DH)	W, 6-0 (7)
2/19 Air Force	W, 10-3
2/21 at New Orleans	L, 8-11
2/22 Hofstra	W, 8-1
2/24 Maryland	W, 6-1
2/25 Maryland	W, 14-0
2/26 Maryland	W, 9-5
2/28 Nicholls	W, 3-2
3/3 TCU %	L, 6-9
3/4 Baylor %	W, 4-0
3/5 Texas Tech %	L, 4-5
3/8 at McNeese State	L, 4-5
3/10 Wichita State	W, 6-1
3/11 Wichita State	W, 12-5
3/12 Wichita State	W, 9-2

3/14 Louisiana College	W, 13-0
3/15 New Orleans	L, 4-7 (15)
3/17 Georgia	W, 22-9
3/18 Georgia	W, 5-1
3/19 Georgia	W, 7-6
3/22 Southeastern La.	W, 8-2
3/24 at Florida	L, 0-1
3/25 at Florida	L, 1-8
3/26 at Florida	W, 10-6
3/28 Tulane	L, 6-7
3/30 Texas A&M	L, 0-4
3/31 Texas A&M	W, 7-4
4/1 Texas A&M	L, 3-4
4/4 Grambling	W, 13-2
4/7 at Arkansas	L, 3-9
4/8 at Arkansas	W, 10-8
4/9 at Arkansas	W, 2-0
4/11 UL-Lafayette #	W, 3-2
4/13 Ole Miss	W, 15-2
4/14 Ole Miss	L, 1-4
4/15 Ole Miss	W, 3-2
4/18 Lamar	W, 10-4
4/21 at Kentucky (DH)	L, 5-12
4/21 at Kentucky (DH)	W, 4-3
4/23 at Kentucky	L, 2-10
4/25 at Tulane	L, 6-9
4/27 at Alabama	W, 8-2
4/28 at Alabama	W, 7-4
4/29 at Alabama	W, 4-3 (11)
5/5 South Carolina	L, 2-3
5/6 South Carolina	W, 5-2
5/7 South Carolina	W, 7-6 (10)
5/9 South Alabama	L, 6-7
5/11 Auburn	W, 4-0
5/12 Auburn	W, 5-3
5/13 Auburn	W, 9-1
5/16 Northwestern State	W, 9-3
5/18 at Mississippi State	W, 3-1
5/19 at Mississippi State	W, 11-5
5/20 at Mississippi State	W, 11-7

SEC TOURNAMENT - HOOVER, ALA.
5/24 Missouri W, 10-3
5/25 Kentucky W, 10-0 (7)
5/27 South Carolina W, 11-0 (7)
5/28 Arkansas W, 4-2

NCAA REGIONAL - BATON ROUGE, LA.
6/2 Texas Southern W, 15-7
6/3 Southeastern La. W, 11-6
6/4 Rice W, 5-0

NCAA SUPER REGIONAL - BATON ROUGE, LA.
6/10 Mississippi State W, 4-3
6/11 Mississippi State W, 14-4

COLLEGE WORLD SERIES - OMAHA, NEB.
6/17 Florida State W, 5-4
6/19 Oregon State L, 1-13
6/21 Florida State W, 7-4
6/23 Oregon State W, 3-1
6/24 Oregon State W, 6-1
6/26 Florida L, 3-4
6/27 Florida L, 1-6

% - at Minute Maid Park (Houston, Texas)
- at Zephyr Field (Metairie, La.)

2018 (39-27) • Coach Paul Mainieri
NCAA Regional Participants
2/16 Notre Dame W, 7-6
2/17 Notre Dame L, 5-10
2/18 Notre Dame L, 3-11
2/21 New Orleans W, 14-6
2/23 Texas W, 13-4
2/24 Texas W, 10-5
2/25 Texas L, 1-11
2/27 Grambling W, 10-3

2/28 at Southeastern La.	L, 4-5
3/2 Toledo	W, 8-1
3/3 Sacred Heart	W, 7-0
3/4 Southeastern La.	W, 4-2
3/6 Southern	W, 8-2
3/7 at UL-Lafayette	L, 3-4 (10)
3/9 Hawaii	L, 2-4
3/10 Hawaii	W, 5-1
3/11 Hawaii	W, 14-1
3/14 South Alabama	W, 9-4
3/16 Missouri	W, 4-2
3/17 Missouri	L, 6-12
3/18 Missouri	W, 7-5
3/21 Tulane	W, 10-4
3/23 at Vanderbilt	L, 2-4
3/24 at Vanderbilt	W, 6-2
3/25 at Vanderbilt	L, 0-1 (7)
3/27 UL-Lafayette #	L, 1-3
3/29 Mississippi State	W, 10-1
3/30 Mississippi State	L, 1-4
3/31 Mississippi State	W, 4-0
4/3 Nicholls	W, 10-1
4/5 at Texas A&M	W, 4-1
4/6 at Texas A&M	L, 2-9
4/7 at Texas A&M	L, 1-3
4/10 Louisiana Tech	W, 2-0
4/13 Tennessee	W, 9-3
4/14 Tennessee	W, 14-5
4/15 Tennessee	W, 9-7
4/18 at Tulane	L, 9-10
4/20 at South Carolina	L, 0-11
4/21 at South Carolina	L, 4-11
4/22 at South Carolina	L, 6-8
4/24 Lamar	W, 8-0
4/26 at Ole Miss	L, 3-14
4/27 at Ole Miss	W, 5-2
4/28 at Ole Miss	L, 8-9
5/4 Arkansas	L, 4-5
5/5 Arkansas	W, 6-4
5/6 Arkansas	W, 7-5
5/9 McNeese State	W, 13-3
5/11 Alabama	W, 7-5
5/12 Alabama	L, 1-6
5/13 Alabama	W, 7-3
5/15 Northwestern State	W, 9-5
5/17 at Auburn	L, 4-11
5/18 at Auburn	W, 6-2
5/19 at Auburn	L, 5-14
SEC TOURNAMENT - HOOVER, ALA.	
5/22 Mississippi State	W, 8-5
5/23 Florida	L, 3-4
5/24 South Carolina	W, 6-4 (12)
5/25 Florida	W, 11-0 (7)
5/26 Arkansas	W, 2-1
5/27 Ole Miss	L, 1-9
NCAA REGIONAL - CORVALLIS, ORE.	
6/1 San Diego State	W, 6-4
6/2 Oregon State	L, 1-14
6/3 Northwestern State	W, 9-5
6/3 Oregon State	L, 0-12

2019 (40-26) • Coach Paul Mainieri
NCAA Regional Champions
NCAA Super Regional Participants

2/15 UL-Monroe	W, 12-7
2/16 Army	W, 6-5
2/17 Air Force	W, 17-5
2/19 Southeastern La.	W, 6-5
2/22 Bryant	W, 13-6
2/23 Bryant	W, 17-8
2/24 Bryant	W, 4-3
2/27 Southern	W, 17-4
3/1 at Texas	L, 1-8
3/2 at Texas	L, 4-8

3/3 at Texas	L, 6-7
3/6 Holy Cross	W, 9-2
3/8 California	W, 4-3
3/9 California (Game 1)	L, 2-5
3/9 California (Game 2)	W, 5-4
3/12 at Northwestern State	L, 1-3
3/13 Texas Southern	W, 16-5
3/16 Kentucky (Game 1)	W, 2-1 (12)
3/16 Kentucky (Game 2)	W, 16-4
3/17 Kentucky	W, 7-2
3/20 Nicholls	W, 5-4 (10)
3/22 at Georgia	W, 1-0
3/23 at Georgia	L, 0-2
3/24 at Georgia	L, 7-9
3/26 McNeese State	L, 0-2
3/28 at Mississippi State	L, 5-6
3/29 at Mississippi State	W, 10-5
3/30 at Mississippi State	W, 11-2
4/2 Grambling	W, 9-0
4/3 South Alabama	W, 2-0
4/5 Texas A&M	W, 2-1
4/6 Texas A&M (Game 1)	L, 4-6
4/6 Texas A&M (Game 2)	W, 9-3
4/9 at Southern	L, 2-7
4/12 at Missouri	W, 12-11 (10)
4/13 at Missouri	L, 1-4
4/14 at Missouri	L, 5-11
4/16 UL-Lafayette #	L, 5-6
4/18 Florida	L, 9-16
4/19 Florida	W, 13-1
4/20 Florida	W, 11-2
4/23 Lamar	W, 5-3
4/26 at Alabama	L, 1-6
4/27 at Alabama	W, 5-2
4/28 at Alabama	W, 5-4
5/3 Ole Miss	W, 8-3
5/4 Ole Miss	L, 1-5
5/5 Ole Miss	L, 15-19 (10)
5/7 Louisiana Tech	L, 1-12
5/9 at Arkansas	L, 4-14
5/10 at Arkansas	L, 6-11
5/11 at Arkansas	W, 3-2
5/14 New Orleans	W, 7-5
5/16 Auburn	W, 7-1
5/17 Auburn	W, 5-1
5/18 Auburn	L, 4-5 (11)
SEC TOURNAMENT - HOOVER, ALA.	
5/21 South Carolina	W, 8-6
5/22 Mississippi State	L, 5-6 (17)
5/23 Auburn	W, 4-3
5/24 Mississippi State	W, 12-2 (7)
5/25 Vanderbilt	L, 4-13
NCAA REGIONAL - BATON ROUGE, LA.	
5/31 Stony Brook	W, 17-3
6/1 Southern Miss	W, 8-4
6/2 Southern Miss	W, 6-4
NCAA SUPER REGIONAL - BATON ROUGE, LA.	
6/8 Florida State	L, 4-6
6/9 Florida State	L, 4-5 (12)

2020 (12-5) • Coach Paul Mainieri
season canceled after 17 games due to
COVID-19 pandemic

2/14 Indiana	W, 8-1
2/15 Indiana (Game 1)	W, 7-4
2/15 Indiana (Game 2)	L, 2-7
2/18 Southern	W, 8-3
2/19 at Nicholls	L, 2-4
2/21 Eastern Kentucky	L, 0-2
2/22 Eastern Kentucky	W, 6-3
2/23 Eastern Kentucky	W, 10-2
2/26 Louisiana Tech	W, 7-1
2/28 Texas #	W, 4-3

2/29 Baylor #	L, 4-6
3/1 Oklahoma #	L, 0-1
3/3 Southeastern Louisiana	W, 6-3
3/6 UMass Lowell	W, 11-2
3/7 UMass Lowell	W, 12-2
3/8 UMass Lowell	W, 6-4
3/11 South Alabama	W, 4-1

- at Minute Maid Park (Houston, Texas)

2021 (38-25) • Coach Paul Mainieri
NCAA Regional Champions
NCAA Super Regional Participants

2/20 Air Force	W, 6-1
2/21 Air Force	L, 5-6
2/22 Louisiana Tech	W, 16-7
2/24 at UL Lafayette	W, 11-2
2/26 Youngstown State	W, 6-2
2/27 Youngstown State	W, 5-3
2/27 Nicholls	W, 14-0
3/3 Nicholls	W, 5-4
3/5 Oral Roberts	L, 7-22
3/6 Oral Roberts	W, 12-0
3/7 Oral Roberts	L, 1-3
3/9 Texas Southern	W, 10-4
3/10 at New Orleans	W, 5-0
3/12 UT San Antonio	W, 3-1
3/13 UT San Antonio	W, 10-9 (13)
3/14 UT San Antonio	W, 13-12 (11)
3/16 Southeastern La.	W, 10-7
3/19 Mississippi State	L, 1-6
3/20 Mississippi State	L, 0-3
3/21 Mississippi State	W, 8-3
3/26 at Tennessee	L, 1-3
3/27 at Tennessee	L, 8-9 (11)
3/28 at Tennessee	L, 2-3 (8)
3/30 South Alabama	W, 11-1
4/1 Vanderbilt	L, 1-13
4/2 Vanderbilt	L, 2-11
4/3 Vanderbilt	L, 4-5
4/6 McNeese State	W, 14-1
4/9 at Kentucky	W, 15-2
4/10 at Kentucky	W, 8-6
4/11 at Kentucky	L, 4-13
4/15 South Carolina	W, 5-1
4/17 South Carolina (Game 1)	L, 2-4 (7)
4/17 South Carolina (Game 2)	L, 0-9 (7)
4/20 UL Monroe	W, 5-0
4/22 at Ole Miss	W, 5-4
4/23 at Ole Miss	W, 7-2
4/24 at Ole Miss	L, 9-10
4/27 Grambling State	W, 7-0
4/30 Arkansas	L, 0-7
5/1 Arkansas (Game 1)	L, 10-17
5/1 Arkansas (Game 2)	W, 5-4
5/3 Southern	W, 10-2
5/6 at Auburn	W, 8-3
5/7 at Auburn	W, 9-6
5/8 at Auburn	L, 1-2
5/11 Louisiana Tech	W, 16-8 (7)
5/14 Alabama	W, 2-1
5/15 Alabama	L, 5-6
5/16 Alabama	W, 13-5
5/18 Northwestern State	L, 3-7
5/20 at Texas A&M	L, 1-2
5/21 at Texas A&M	W, 12-6 (13)
5/22 at Texas A&M	W, 8-2
SEC TOURNAMENT - HOOVER, ALA.	
5/25 Georgia	L, 1-5
NCAA REGIONAL - EUGENE, ORE.	
6/4 Gonzaga	L, 0-3
6/5 Central Connecticut State	W, 6-5 (10)
6/6 Gonzaga	W, 9-4
6/6 at Oregon	W, 4-1

6/7 at Oregon	W, 9-8
NCAA SUPER REGIONAL - KNOXVILLE, TENN.	
6/12 at Tennessee	L, 2-4
6/13 at Tennessee	L, 6-15