



THINK INSIDE THE BOX

COACH PAUL MAINIERI
ABCA HALL OF FAME MEMBER
THREE-TIME NATIONAL COACH OF THE YEAR

ALEX BREGMAN, SS
2013 BROOKS WALLACE AWARD WINNER
2013 FIRST-TEAM ALL-AMERICAN

MARK LAIRD, OF
2014 SEC ALL-TOURNAMENT TEAM
2014 SEC ACADEMIC HONOR ROLL

ANDREW STEVENSON, OF
2014 SEC ALL-DEFENSIVE TEAM
2014 SEC ACADEMIC HONOR ROLL

LSU 2015 BASEBALL




- *LSU IS NO. 1 IN THE SEC AND NO. 3 IN THE NATION WITH 333 WINS OVER THE PAST SEVEN SEASONS*
- *LSU LEADS THE NATION WITH 150 WINS OVER THE PAST THREE SEASONS*
- *LSU IS ONE OF ONLY TWO SCHOOLS TO EARN AN NCAA TOURNAMENT NATIONAL SEED IN EACH OF THE PAST THREE SEASONS*

19 TITLES

LSU HAS WON 19 DIFFERENT CHAMPIONSHIPS UNDER THE DIRECTION OF COACH PAUL MAINIERI, THE MOST OF ANY SEC SCHOOL OVER THE PAST SEVEN SEASONS

- 1 NCAA NATIONAL CHAMPIONSHIP**
- 2 SEC REGULAR-SEASON TITLES**
- 3 NCAA SUPER REGIONAL CHAMPIONSHIPS**
- 4 NCAA REGIONAL CHAMPIONSHIPS**
- 4 SEC WESTERN DIVISION CROWNS**
- 5 SEC TOURNAMENT TITLES**



LSU BASEBALL Legacy



NATIONAL 1991 • 1993 • 1996 • 1997 • 2000 • 2009 CHAMPIONS

6

NCAA College World Series Championships

1991, 1993, 1996, 1997, 2000, 2009
LSU is one of only three schools to win six CWS titles. Only LSU and Southern California have won four in one decade.

27

All-Time NCAA Tournament Berths

The Tigers have appeared in 27 NCAA tournaments, including NCAA berths in 23 of the past 26 seasons.

37-11

Record on Championship Day in NCAA Tournament Competition

LSU is 31-10 in the final rounds of NCAA regionals and super regionals, and the Tigers are 6-1 in CWS championship round games.

.614

Seventh-Highest All-Time College World Series Winning Percentage

LSU has a 35-22 record at the CWS.

15

Southeastern Conference Championships

The Tigers won an unprecedented four straight league crowns from 1990-93.

21

NCAA Regional Host Site for 21 of the Past 25 Seasons

LSU played host to an NCAA Regional Tournament in 16 straight seasons (1990-2005).

.717

Highest All-Time NCAA Tournament Winning Percentage

LSU has a 134-53 record and a .717 winning percentage in regional/super regional and CWS games combined.

35

Most All-Time CWS Victories (35) and Appearances (16) Among SEC Teams

The second-highest totals among SEC schools are 32 CWS victories and 11 CWS appearances.

424,321

The Nation's Best Attendance

LSU drew an NCAA-record 424,321 fans to Alex Box Stadium in 2014 to lead the country in attendance for the 19th straight season.

23

23-Game Win Streak

LSU set an SEC record in 2008 by winning 23 straight games from April 22-June 1.

16

CWS Appearances in the Past 29 Seasons

LSU is the only school in the country with 16 CWS berths since 1986.

11

50-Win Seasons

LSU is the only SEC school with more than six 50-win seasons in its annals.



1991



1993



1996



1997



2000


THE PAUL MAINIERI ERA AT LSU

LSU Record (eight seasons): 361-149-3 (.710)
NCAA National Champions - 2009
College World Series Appearances - 2008, 2009, 2013
Southeastern Conference Champions - 2009, 2012
SEC Tournament Champions - 2008, 2009, 2010, 2013, 2014
SEC Western Division Champions - 2008, 2009, 2012, 2013
SEC-Record 23-Game Win Streak - 2008
2009 National Coach of the Year
(Baseball America, Collegiate Baseball, Rivals.com)
2009 Southeastern Conference Coach of the Year
2008 National Coach of the Year
(Rivals.com, College Baseball Insider)



LSU coach Paul Mainieri (left) was inducted into the American Baseball Coaches Association Hall of Fame in January 2014. Mainieri and his dad, legendary Miami-Dade North coach Demie Mainieri (right) are the only father-son combination in the ABCA Hall of Fame.

2014 ABCA Hall of Fame Inductee



NCAA Division I Winningest Active Coaches

BY VICTORIES	YRS.	WON	LOST	TIED	PCT.
1. Augie Garrido, Texas	46	1,920	892	9	.682
2. Mike Martin, Florida State	35	1,813	628	4	.742
3. Mark Marquess, Stanford	38	1,530	807	7	.654
4. Jim Morris, Miami (Fla.)	33	1,435	632	4	.694
5. Jack Leggett, Clemson	35	1,300	741	1	.637
6. Jim Gilligan, Lamar	38	1,297	845	7	.605
7. Mike Fox, North Carolina	31	1,268	442	5	.741
8. Pete Dunn, Stetson	35	1,254	826	3	.603
9. Paul Mainieri, LSU	32	1,225	641	8	.656
10. John Anderson, Minnesota	33	1,151	772	3	.598
11. Andy Lopez, Arizona	32	1,146	718	7	.614
12. Danny Hall, Georgia Tech	27	1,099	546	1	.668
13. Keith Guttin, Missouri St.	32	1,089	706	0	.607
14. Wayne Graham, Rice	23	1,039	420	0	.712
15. Mike Gillespie, UC Irvine	27	1,037	615	2	.628

SEC All-Time Winningest Coaches

(minimum five years as SEC head coach and 100 games coached)

BY PERCENTAGE	YRS.	WON	LOST	TIED	PCT.
1. Skip Bertman, LSU (1984-2001)	18	870	330	3	.725
2. Paul Mainieri, LSU (2007-present)	7	361	149	3	.710
3. Ray Tanner, South Carolina (1997-2012)	16	738	316	0	.700
4. W.P. White, Georgia (1921-33)	13	224	100	7	.687
5. Happy Campbell, Alabama (1935-42, 47-63)	25	339	158	0	.682

Paul Mainieri

- One of only seven active coaches to have won a National Championship and 1,000 games
- One of only 12 active coaches to have won a National Championship
- One of only 16 active coaches to have won 1,000 games
- The second-winningest coach in LSU annals, trailing only Skip Bertman (870-330-3 from 1984-2001)
- No. 2 all-time among SEC coaches in winning percentage at a league school (.710), trailing only Skip Bertman

LSU under Mainieri

- Has posted the most wins in the nation (150) over the past three seasons
- Has earned an NCAA Tournament National Seed in each of the past three seasons, one of only two schools to accomplish the feat
- Has produced a first-round draft selection in five of the past six seasons
- Has a 196-46-1 (.810) home record in the New Alex Box Stadium (2009-present)
- Has achieved a No. 1 national ranking during five of the past six seasons
- Has won 22 of its 30 SEC series over the past three seasons, including 10 of its last 13 SEC road series
- Has an 22-4 record in SEC Tournament games since 2008 with tournament titles in 2008, 2009, 2010, 2013 and 2014
- Has won 46 of its last 48 midweek non-conference games during the regular season

INTRODUCTION

CONTENTS

Introduction

4	2015 Schedule/Road Headquarters
5	2015 Roster/Pronunciation Guide
6	Facts About LSU
7	This is LSU Baseball
18	Alex Box Stadium
24	All Alex Box Stadium Teams
26	Louisiana State University
28	Academic Center
30	Academic Success
32	CHAMPS Program
34	Athletic Training
36	Strength and Conditioning Program
38	Media Spotlight
40	Prominent LSU Alumni
42	LSU Greats/Retired Jerseys
44	Wall of Honor
46	First-Team All-Americans
50	Tigers in the Major Leagues
57	LSU in the Major League Draft
59	LSU in the Olympics

Preview

60	2015 Outlook
63	LSU Depth Chart/Pre-Season Polls
64	SEC Opponents
65	Non-Conference Opponents

Tigers

67	Player Profiles
----	-----------------

Coaches

80	Head Coach Paul Mainieri
87	Pitching Coach Alan Dunn
88	Hitting Coach Andy Cannizaro
89	Volunteer Coach Will Davis
	Operations Director Nolan Cain
90	Support Staff

Review

91	2014 Season Highlights
93	2014 Line Scores
96	2014 Results
97	2014 Final Cumulative Statistics
98	2014 Stats in SEC Games
99	2014 Analysis Stats
100	Career Stats of Departing Players
101	2014 Individual Honors/Final Polls
102	2014 Statistical Summary
104	2014 SEC Standings/Statistics

History

106	The Early History of LSU Baseball
108	The Skip Bertman Years (1984-2001)
111	LSU Lists of Note

113	The 1991 National Champions
117	The 1993 National Champions
119	The 1996 National Champions
122	The 1997 National Champions
125	The 2000 National Champions
128	The 2009 National Champions

Records

131	NCAA and SEC Statistical Champions
132	All-Time Statistical Leaders
134	Year-by-Year Statistical Leaders
136	All-Time Individual Records
138	All-Time Team Records
140	LSU Individual Honors
147	Television Appearances
150	NCAA Tournament Results
162	SEC Postseason Results
164	Outstanding Pitching Performances
165	LSU Varsity Lettermen
169	Year-by-Year W-L Records
170	All-Time Coaching Records
171	All-Time Series Records
172	All-Time Results

LSU

188	Board of Supervisors
189	LSU Chancellor/NCAA Faculty Rep
190	The Southeastern Conference
192	Tiger Baseball Alumni
193	Coaches Committee
195	Wally Pontiff Jr. Hall of Fame
196	Mike the Tiger
197	LSU Athletics Championship Tradition
198	Director of Athletics Joe Alleva
199	Athletics Administration
201	Sports Information Department
202	Media Information
203	LSU Sports TV Network
204	LSU Sports Radio Network
205	Athletics Staff History
206	www.LSUsports.net
207	Tiger Athletic Foundation
208	LSU Sports Properties

The 2014 Tigers captured
LSU's fifth SEC tournament
title in seven seasons.



The 2015 LSU Baseball Official Yearbook was produced by the LSU Sports Information Office on Mac Pro using Adobe® InDesign CS6 and Adobe® Photoshop CS6.

EDITOR:
ASSISTANT EDITOR:
LAYOUT & DESIGN:
COVER DESIGN:
PHOTOGRAPHY:

PRINTING:

Bill Franques
Brandon Berrio
Krystal Bennett Faircloth
Krystal Bennett Faircloth
Steve Franz, Chris Parent, Hilary Scheinuk, Toby Valadie, Jennifer Abelson,
Brad Messina, Major League Baseball, Jim Zietz, Eddy Perez
Interstate Printing


/LSUbaseball
@LSUbaseball

The LSU Baseball Yearbook has been rated among the Top 6 college baseball publications in the nation in 16 of the past 22 seasons, and it has been voted No.1 on four occasions. The yearbook was named "Best in the Nation" in 2013, 2012, 1994 and 1993 by the College Sports Information Directors of America (CoSIDA) and the National Collegiate Baseball Writers Association. The publication ranked second in 1996, 1998, 2004 and 2008; third in 2003, 2010 and 2011; fourth in 1995, 1997 and 2009; fifth in 2001 and sixth in 1999. The covers of the 2003, 2009 and 2011 guides were also named "Best in the Nation" by CoSIDA.

February

13 (Fri.)	KANSAS	SECN+	7 p.m.
14 (Sat.)	KANSAS	SECN+	2 p.m.
15 (Sun.)	KANSAS	SECN+	1 p.m.
18 (Wed.)	NICHOLLS STATE	SECN+	6:30 p.m.
20 (Fri.)	BOSTON COLLEGE	SECN+	7 p.m.
21 (Sat.)	BOSTON COLLEGE	SECN+	3 p.m.
22 (Sun.)	BOSTON COLLEGE	SECN+	1 p.m.
25 (Wed.)	SOUTHEASTERN LA.	SECN+	6:30 p.m.
27 (Fri.)	PRINCETON	SECN+	7 p.m.
28 (Sat.)	PRINCETON	SECN+	4 p.m.

March

1 (Sun.)	PRINCETON	SECN+	12 p.m.
3 (Tue.)	STEPHEN F. AUSTIN	SECN+	6:30 p.m.
4 (Wed.)	GRAMBLING	SECN+	3 p.m.
6 (Fri.)	Houston ^	Cox Sports Television	7 p.m.
7 (Sat.)	Baylor ^	Cox Sports Television	3:30 p.m.
8 (Sun.)	Nebraska ^	Cox Sports Television	11 a.m.
11 (Wed.)	McNEESE STATE	SECN+	6:30 p.m.
13 (Fri.)	OLE MISS	SECN+	7 p.m.
14 (Sat.)	OLE MISS	SEC Network	7 p.m.
15 (Sun.)	OLE MISS	SEC Network	3 p.m.
17 (Tue.)	at Southern	Cox Sports Television	6 p.m.
19 (Thu.)	at Arkansas	SEC Network	6 p.m.
20 (Fri.)	at Arkansas	SEC Network	8 p.m.
21 (Sat.)	at Arkansas	SECN+	1 p.m.
24 (Tue.)	at Tulane	Cox Sports Television	6:30 p.m.
27 (Fri.)	KENTUCKY	SECN+	7 p.m.
28 (Sat.)	KENTUCKY	SECN+	6:30 p.m.
29 (Sun.)	KENTUCKY	SECN+	11 a.m.
31 (Tue.)	Louisiana-Lafayette %	Cox Sports Television	7 p.m.

April

2 (Thu.)	at Alabama #	SECN+	7 p.m.
3 (Fri.)	at Alabama #	SECN+	7 p.m.
4 (Sat.)	at Alabama #	SECN+	2 p.m.
7 (Tue.)	NEW ORLEANS	SECN+	6:30 p.m.

8 (Wed.)	NORTHWESTERN STATE	SECN+	6:30 p.m.
10 (Fri.)	AUBURN	SECN+	7 p.m.
11 (Sat.)	AUBURN	SECN+	6:30 p.m.
12 (Sun.)	AUBURN	SECN+	1 p.m.
15 (Wed.)	LAMAR	SECN+	6:30 p.m.
17 (Fri.)	at Georgia	SECN+	6 p.m.
18 (Sat.)	at Georgia	SECN+	1 p.m.
19 (Sun.)	at Georgia	SECN+	12 p.m.
21 (Tue.)	TULANE	SECN+	6:30 p.m.
23 (Thu.)	TEXAS A&M	ESPNU	6:30 p.m.
24 (Fri.)	TEXAS A&M	SECN+	7 p.m.
25 (Sat.)	TEXAS A&M	ESPN	1 p.m.
28 (Tue.)	ALCORN STATE	SECN+	6:30 p.m.
30 (Thu.)	at Mississippi State	ESPNU	6:30 p.m.

May

1 (Fri.)	at Mississippi State	ESPNU	7 p.m.
2 (Sat.)	at Mississippi State	ESPN2	3 p.m.
8 (Fri.)	MISSOURI	SECN+	7 p.m.
9 (Sat.)	MISSOURI	SEC Network	7:30 p.m.
10 (Sun.)	MISSOURI	SEC Network	2 p.m.
12 (Tue.)	at New Orleans	Cox Sports Television	6:30 p.m.
14 (Thu.)	at South Carolina	SECN+	6 p.m.
15 (Fri.)	at South Carolina	ESPNU	7 p.m.
16 (Sat.)	at South Carolina	SEC Network	7 p.m.
19-24	SEC Tournament	Hoover, Ala.	

May 29-June 1 NCAA Regional Tournament Sites TBA

June

5-7/6-8	NCAA Super Regional Series	Sites TBA
13-24	College World Series	Omaha, Neb.

All times are Central and subject to change

SECN+ - online telecast available at SECNetwork.com and the WatchESPN app

^ - Houston College Classic (Minute Maid Park - Houston, Texas)

% - Wally Pontiff Jr. Foundation Classic (Zephyr Field - Metairie, La.)

- LSU-Alabama series to be played in Hoover, Ala. at Hoover Metropolitan Stadium

ROAD HEADQUARTERS

Houston College Classic
March 5-8

Hilton Americas
1600 Lamar St.
Houston, TX 77010
(713) 739-8000

Arkansas

March 18-21

Courtyard Marriott
600 E. Van Asche Dr.
Fayetteville, AR 72703
(479) 571-4900

Alabama

April 1-4

Wynfrey Hotel
1000 Riverchase
Galleria
Birmingham, AL 35244
(205) 987-1600

Georgia

April 16-19

Holiday Inn University
197 East Broad St.
Athens, GA 30601
(706) 549-4433

Mississippi State

April 29-May 2

Hilton Garden Inn
975 Hwy. 12 East
Starkville, MS 39759
(662) 615-9664

South Carolina

May 13-16

Wyndham Garden
1619 Pendleton St.
Columbia, SC 29201
(803) 779-7779



2015 LSU Baseball Numerical Roster

NO.	NAME	POS.	B-T	HT.	WT.	CL.	EXP.	HOMETOWN (HIGH SCHOOL/PREVIOUS SCHOOL)
2	Michael Papierski	C	S-R	6-3	204	Fr.	HS	Lemont, Ill. (Lemont HS)
3	Kramer Robertson	INF	R-R	5-10	163	So.	1L	McGregor, Texas (Midway HS)\
5	Chris Sciambra	OF	L-R	5-9	184	Sr.	3L	Baton Rouge, La. (Catholic HS)
6	Andrew Stevenson	OF	L-L	6-0	184	Jr.	2L	Youngsville, La. (St. Thomas More HS)
7	Greg Deichmann	INF	L-R	6-2	185	Fr.	HS	Metairie, La. (Brother Martin HS)
8	Alex Bregman	INF	R-R	6-0	186	Jr.	2L	Albuquerque, N.M. (Albuquerque Academy)
9	Mark Laird	OF	L-L	6-2	173	Jr.	2L	Monroe, La. (Ouachita Christian School)
10	Grayson Byrd	INF	L-R	6-3	180	Fr.	HS	Milton, Ga. (King's Ridge Christian HS)
12	Hunter Devall	LHP	L-L	5-8	178	Jr.	2L	Clinton, La. (Centreville Academy)
13	Brady Domangue	RHP	R-R	6-0	170	Sr.	1L	Houma, La. (Vandebilt Catholic HS/LSU-Eunice)
16	Jared Poche'	LHP	R-L	6-1	207	So.	1L	Lutcher, La. (Lutcher HS)
17	Jared Foster	OF	R-R	6-0	200	Sr.	3L	Lake Charles, La. (Barbe HS)
18	Austin Bain	P/INF	R-R	6-1	186	Fr.	HS	Geismar, La. (Dutchtown HS)
20	Conner Hale	INF	R-R	6-2	185	Sr.	1L	New Port Richey, Fla. (Mitchell HS/State College of Fla.)
21	Doug Norman	RHP	R-R	6-3	188	Fr.	HS	Fort Mill, S.C. (Ardrey Kell HS)
22	Kade Scivicque	C	R-R	5-11	223	Sr.	1L	Maurepas, La. (Maurepas HS/SW Mississippi CC)
23	Jake Fraley	OF	L-L	6-0	183	So.	1L	Middletown, Del. (Caravel Academy)
24	Beau Jordan	OF	R-R	5-9	205	Fr.	HS	Lake Charles, La. (Barbe HS)
25	Bryce Jordan	C/INF	R-R	5-9	203	Fr.	HS	Lake Charles, La. (Barbe HS)
26	Chris Chineea	C	R-R	5-11	220	Jr.	2L	Miami, Fla. (Gulliver Prep School)
27	Danny Zardon	INF	R-R	6-0	189	So.	1L	Pembroke Pines, Fla. (American Heritage HS)
28	Kyle Bouman	LHP	R-L	6-0	210	Sr.	1L	Ferguson, Mo. (DeSmet Jesuit HS/Jefferson County CC)
29	Jake Godfrey	RHP	R-R	6-3	215	Fr.	HS	New Lenox, Ill. (Providence Catholic HS)
30	Collin Strall	RHP	R-R	5-10	170	So.	JC	Suwanee, Ga. (South Forsyth HS/Tallahassee CC)
32	Alden Cartwright	RHP	R-R	6-0	190	So.	1L	Baton Rouge, La. (Runnels HS)
35	Alex Lange	RHP	R-R	6-3	198	Fr.	HS	Lee's Summit, Mo. (Lee's Summit West HS)
37	Jesse Stallings	RHP	R-R	6-2	194	Fr.	RS	Colfax, La. (Grant HS)
40	Ryan May	RHP	R-R	6-1	156	Fr.	HS	Baton Rouge, La. (Dunham HS)
45	Russell Reynolds	RHP	R-R	6-2	187	So.	1L	Baton Rouge, La. (Parkview Baptist HS)
46	Parker Bugg	RHP	R-R	6-6	210	So.	1L	San Diego, Calif. (Rancho Bernardo HS)
49	Zac Person	LHP	L-L	6-1	180	Sr.	1L	Eunice, La. (Eunice HS/LSU-Eunice)
55	Hunter Newman	RHP	R-R	6-3	193	So.	1L	Bloomington, Ga. (Calvary Baptist School)
67	Jake Latz	LHP	R-L	6-2	198	Fr.	HS	Lemont, Ill. (Lemont HS)

Coaching Staff

1	Paul Mainieri, Head Coach (Florida International, 1980 - 9th season at LSU)
34	Alan Dunn, Pitching Coach (Alabama-Birmingham, 1991 - 4th season at LSU)
11	Andy Cannizaro, Hitting Coach/Recruiting Coordinator (Tulane, 2001 - 1st season at LSU)
52	Will Davis, Volunteer Assistant Coach (LSU 2007 - 8th season at LSU)
14	Christian Ibarra, Undergraduate Assistant Coach
	Nolan Cain, Coordinator of Baseball Operations (LSU, 2009 - 2nd season at LSU)
	Jeremy Phillips, Strength and Conditioning Coach (Georgia Tech, 2004 - 7th season at LSU)

Pronunciation Guide

Kyle Bouman	BOH-man
Chris Chineea	chuh-NAY-uh
Greg Deichmann	DYKE-man
Brady Domangue	DOH-mang
Christian Ibarra	EE-bar-ah
Paul Mainieri	muh-NAIR-ee
Michael Papierski	puh-PEER-skee
Zac Person	PIER-son
Jared Poche'	POH-shay
Kade Scivicque	suh-VICK
Chris Sciambra	SHAM-bruh
Danny Zardon	ZAR-doan



University Facts

Location:	Baton Rouge, La. (State Capital)
Founded:	1860
Enrollment:	30,451
Nickname:	Fighting Tigers
Colors:	Purple (PMS 267) and Gold (PMS 123)
Mascot:	Mike VI (Live Bengal Tiger)
Stadium:	Alex Box Stadium
Year Opened:	2009
Capacity:	10,326
Dimensions:	LF-330; LC-365; CF-405; RC-365; RF-330
Playing Surface:	Natural Grass
Conference:	Southeastern (Western Division)

University Administration

President/Chancellor:	Dr. F. King Alexander (St. Lawrence, '87)
Faculty Representative:	Dr. Bill DeMastes (Georgia, '79)

Athletics Department

Vice-Chancellor/AD:	Joe Alleva (Lehigh, 1975)
Sr. Assoc. AD/Operations:	Verge Ausberry (LSU, 1990)
Sr. Assoc. AD/Compliance, Planning:	Bo Bahnsen (LSU, 1982)
Sr. Assoc. AD/SID:	Michael Bonnette (LSU, 1993)
Sr. Assoc. AD/Business:	Mark Ewing (LSU, 1978)
Sr. Assoc. AD/Student Services, SWA:	Miriam Segar (LSU, 1994)
Sr. Assoc. AD/Internal Affairs, Development:	Eddie Nunez (Florida, 1998)
Sr. Assoc. AD/Facility & Grounds:	Ronnie Haliburton (LSU, 1990)
Assoc. AD/Ticket Manager:	Brian Broussard (LSU, 1993)
Assoc. AD/Facilities, Proj. Development:	Emmett David (LSU, 1982)
Assistant AD/Fiscal Operations:	Neal Lamonica (LSU, 1998)
Assistant AD/Marketing:	Matt Shanklin (UNCW, 1988)
Assistant AD/Game Management:	David Taylor (UTEP, 1999)

Sports Information

Senior Associate AD/SID:	Michael Bonnette (LSU, 1993)
Senior Associate SID (Baseball):	Bill Franques (LSU, 1985)
Senior Associate SID:	Kent Lowe (LSU-Shreveport, 1979)
Associate SID:	Matt Dunaway (UCF, 2005)
Associate SID:	Will Stafford (LSU, 2006)
Associate SID:	Jake Terry (LSU, 2008)
Associate SID:	Clyde Verdin (Nicholls State, 2008)
Publications Director:	Krystal Bennett Faircloth (LSU, 2006)
Graphic Design Coordinator:	Hannah Brinks (Alabama, 2011)
Graphic Design Coordinator:	Stephanie Lyles (LSU, 2010)
Photography Coordinator:	Steve Franz (LSU, 1993)
Administrative Secretary:	Pam LeBlanc

LSU Sports Radio Network

Director of Broadcasting:	Jim Hawthorne (Northwestern St., 1967)
---------------------------	--

LSU Sports Television Network

Director of Television Operations:	Kevin Wagner (LSU, 1980)
Director of Videoboard Productions:	John Schiebe (Oklahoma St., 1986)
Director of Media Productions:	Dave Landry (LSU, 1990)
Television Producer:	Lee Scioneaux (LSU, 1990)

LSUsports.net

Director of Digital Media:	Todd Politz (LSU, 1999)
----------------------------	-------------------------

Ticket Office

Phone/Toll-Free	225.578.2184	1-800-960-8587
Fax/E-mail	225.578.3344	tickets@lsu.edu

Baseball Facts

Baseball Office:	225.578.4148
(Fax)	225.578.4066
Press Box:	225.578.4149
E-Mail:	vrobert@lsu.edu
Head Coach:	Paul Mainieri
Alma Mater:	Florida International, 1980
LSU Record:	361-149-3 (.710, eight seasons)
Career Record:	1225-641-8 (.656, 32 seasons)



Coaching Staff

POSITION	NAME	ALMA MATER	YEAR AT LSU
Head Coach	Paul Mainieri	Florida International, 1980	9th
Pitching Coach	Alan Dunn	UAB, 1991	4th
Hitting Coach	Andy Cannizaro	Tulane, 2001	1st
Volunteer Coach	Will Davis	LSU, 2007	8th
Coord. of Operations	Nolan Cain	LSU, 2009	2nd
Strength Coach	Jeremy Phillips	Georgia Tech, 2004	7th

Support Staff

Trainer	Cory Couture
Student Trainers	Armand Daigle, Marissa Robles
Equipment Managers	Paul Marcello, Spencer Lightfoot, Tanner Watson, Joseph McCarthy, Jimmy Jordan
Groundskeepers	Eric Fasbender, Martin Volz
Secretary	Virginia Robertson
Office Assistants	Danielle Raymond, Kevin Ottsen

LSU All-Time W-L-T Record: 2389-1502-24 (.613; beginning in 1893)

NCAA Championships:	6 (1991, 1993, 1996, 1997, 2000, 2009)
College World Series Appearances:	16 (1986, '87, '89, '90, '91, '93, '94, '96, '97, '98, 2000, '03, '04, '08, '09, '13)
College World Series Record:	35-22 (.614)
NCAA Tournament Record:	134-53 (.717)
NCAA Regional Titles:	20 (1986, '87, '89, '90, '91, '93, '94, '96, '97, '98, '99, 2000, '01, '02, '03, '04, '08, '09, '12, '13)
NCAA Regional Appearances:	27 (1975, '85, '86, '87, '89, '90, '91, '92, '93, '94, '95, '96, '97, '98, '99, 2000, '01, '02, '03, '04, '05, '08, '09, '10, '12, '13, '14)
NCAA Regional Record:	85-21 (.802)
NCAA Regional Record at Home:	74-16 (.822)
	22 times as host site
NCAA Super Regional Titles:	6 (2000, '03, '04, '08, '09, '13)
NCAA Super Regional Appearances:	10 (1999, 2000, '01, '02, '03, '04, '08, '09, '12, '13)
NCAA Super Regional Record:	14-10 (.583)
NCAA Super Regional Record at Home:	13-5 (.722)
	seven times as host site
SEC Championships:	15 (1939, '43, '46, '61, '75, '86, '90, '91, '92, '93, '96, '97, 2003, '09, '12)
SEC Western Division Championships:	17 (1961, '75, '85, '92, '93, '94, '96, '97, '98, 2000, '01, '03, '05, '08, '09, '12, '13)
SEC Record:	903-737-6 (.550)
SEC Tournament Championships:	11 (1986, '90, '92, '93, '94, 2000, '08, '09, '10, '13, '14)
SEC Tournament Record:	72-38 (.655)
2014 Record/SEC Record:	46-16-1/.711-1
2014 Postseason:	SEC Tournament Champion; 2-2 in NCAA Baton Rouge Regional
Lettermen Returning/Lost:	20/13
Players w/Starting Exp. Returning/Lost:	11/6
Pitchers Returning/Lost:	8/6



The 2009 Tigers won 15 of their final 16 games en route to the National Championship.

A PROGRAM OF EXCELLENCE

Paul Mainieri, the 2008 and 2009 National Coach of the Year, begins his ninth season in 2015 as the head coach of the LSU Fighting Tigers. Mainieri was named on June 28, 2006 as LSU's 25th baseball coach, and he stated on that day that his goal was "to return LSU to the pinnacle position in college baseball." He and his staff took an immediate first step toward that objective by signing the nation's No. 1 recruiting class. In just his second season in Baton Rouge, Mainieri guided the Tigers to the 2008 College World Series. En route to the CWS, the Tigers won SEC Western Division and SEC Tournament titles, and LSU established a conference-record 23-game win streak from April 22-June 1. Then in 2009, Mainieri did indeed return the Tigers to the "pinnacle position" as LSU won the national championship with an 11-4 victory over Texas in Game 3 of the College World Series Finals. The eight-season Paul Mainieri Era at LSU has produced one national championship, three CWS appearances, four NCAA Regional titles, two SEC regular-season championships, four SEC Western Division crowns and five SEC Tournament titles. LSU has posted 150 victories over the past three seasons (2012 through 2014), the most in the nation in that span.

THIS IS LSU BASEBALL

PROLIFIC PLAYERS



Ben McDonald

1989 National Player of the Year
2008 College Baseball Hall of Fame Inductee



Lloyd Peever

1992 National Player of the Year



Todd Walker

1993 & 1994 First Team All-American
2009 College Baseball Hall of Fame Inductee



Brett Laxton

1993 National Freshman of the Year



Russ Johnson

1994 SEC Player of the Year



Eddy Furniss

1998 National Player of the Year
2010 College Baseball Hall of Fame Inductee



Brad Cresse

2000 Johnny Bench Award



Mike Fontenot

2000 National Freshman of the Year



Lane Mestepey

2001 National Freshman of the Year



Aaron Hill

2003 SEC Player of the Year



Jon Zeringue

2004 SEC Player of the Year



Louis Coleman

2009 SEC Pitcher of the Year



Raph Rhymes

2012 SEC Player of the Year



Alex Bregman

2013 Brooks Wallace Award
2013 National Freshman of the Year



Aaron Nola

2014 National Pitcher of the Year
2014 and 2013 SEC Pitcher of the Year

IMPRESSIVE ACCOLADES

United States Olympic Head Coach

Skip Bertman - 1996 Bronze Medal Team

United States Olympic Medalists

RHP Kurt Ainsworth - 2000 Gold Medal
2B Warren Morris - 1996 Bronze Medal
SS Jason Williams - 1996 Bronze Medal
RHP Ben McDonald - 1988 Gold Medal

National Coach of the Year

Skip Bertman - 1986, 1991, 1993, 1996, 1997, 2000
Paul Mainieri - 2008, 2009

National Player of the Year

RHP Ben McDonald - 1989
RHP Lloyd Peever - 1992
1B Eddy Furniss - 1998

National Freshman of the Year

2B Todd Walker - 1992
RHP Brett Laxton - 1993
2B Mike Fontenot - 2000
LHP Lane Mestepey - 2001
SS Alex Bregman - 2013

National Pitcher of the Year

RHP Aaron Nola - 2014

Brooks Wallace Award

SS Alex Bregman - 2013

Southeastern Conference Player/ Pitcher of the Year

2B Todd Walker - 1993
SS Russ Johnson - 1994
1B Eddy Furniss - 1996
SS Aaron Hill - 2003
OF Jon Zeringue - 2004
RHP Louis Coleman - 2009
OF Raph Rhymes - 2012
RHP Aaron Nola - 2013
RHP Aaron Nola - 2014

25 First-Team All-Americans in the Past 27 Seasons

RHP Aaron Nola was a 2014 first-team All-American and the seventh overall selection in the 2014 MLB Draft.

65 Major League Players

LSU has produced 51 big-leaguers since 1987, including MLB All-Stars Albert Belle, Paul Byrd, Brian Wilson, Brad Hawpe and Aaron Hill.

LSU Year-by-Year Team Batting Statistics (since 1984)

YEAR	(W-L-T)	G	AB	R	H	2B	3B	HR	RBI	SB-ATT	SLG	OBP	AVG
1984	(32-23-0)	55	1606	309	443	76	20	51	263	92-139	.443	NA	.276
1985	(41-18-0)	59	1883	412	557	102	17	63	343	108-145	.468	NA	.296
1986	(55-14-0)	69	2272	542	696	135	27	83	455	153-188	.499	NA	.306
1987	(49-19-0)	68	2178	509	619	104	18	76	434	156-208	.453	.425	.284
1988	(39-21-0)	60	1823	390	490	92	19	41	331	69-104	.408	.443	.269
1989	(55-17-0)	72	2424	566	723	144	26	62	494	113-142	.456	.461	.298
1990	(54-19-0)	73	2480	587	807	156	27	63	515	95-135	.486	.470	.325
1991	(55-18-0)	73	2366	547	488	138	18	85	488	84-123	.478	.446	.297
1992	(50-16-0)	66	2261	509	681	132	17	67	438	125-159	.464	.447	.301
1993	(53-17-1)	71	2385	603	737	152	37	85	527	122-151	.511	.414	.309
1994	(46-20-0)	66	2273	504	659	124	15	87	439	116-142	.473	.394	.290
1995	(47-18-0)	65	2259	506	680	146	21	81	458	95-128	.492	.397	.301
1996	(52-15-0)	67	2384	648	759	143	18	131	585	99-120	.558	.419	.318
1997	(57-13-0)	70	2509	673	791	146	11	188	632	71-99	.607	.412	.315
1998	(48-19-0)	67	2314	583	692	132	12	157	542	64-85	.570	.409	.299
1999	(41-24-1)	66	2317	556	699	122	14	104	502	77-101	.501	.406	.302
2000	(52-17-0)	69	2542	652	864	194	16	96	598	73-94	.542	.432	.340
2001	(44-22-1)	67	2372	574	754	137	10	98	514	90-115	.508	.417	.318
2002	(44-22)	66	2333	441	705	123	20	65	410	71-90	.456	.378	.302
2003	(45-22-1)	68	2461	524	777	147	19	85	477	59-78	.495	.386	.316
2004	(46-19)	65	2376	515	791	144	15	79	472	44-57	.506	.400	.333
2005	(40-22)	62	2223	437	660	133	14	80	397	37-49	.477	.379	.297
2006	(35-24)	59	1966	342	564	107	18	61	307	40-55	.453	.368	.287
2007	(29-26-1)	56	1844	278	472	81	13	40	250	63-93	.379	.331	.256
2008	(49-19-1)	69	2485	538	761	148	28	100	488	95-120	.509	.382	.306
2009	(56-17)	73	2486	575	783	141	19	107	532	114-156	.516	.405	.315
2010	(41-22)	63	2264	497	723	124	24	78	453	75-104	.499	.406	.319
2011	(36-20)	56	1861	388	563	106	13	34	345	84-119	.428	.383	.303
2012	(47-18)	65	2209	397	630	106	12	42	368	41-74	.401	.368	.285
2013	(57-11)	68	2366	439	722	128	16	47	394	54-80	.432	.389	.305
2014	(46-16-1)	63	2098	394	602	117	14	41	361	49-74	.415	.367	.287

LSU Year-by-Year Team Pitching Statistics (since 1984)

YEAR	(W-L-T)	G	IP	CG	SHO	SV	H	R	ER	BB	SO	OBA	ERA
1984	(32-23-0)	55	433.0	12	3	10	439	272	199	206	359	.259	4.13
1985	(41-18-0)	59	484.2	10	3	9	452	273	221	245	442	.247	4.11
1986	(55-14-0)	69	579.0	10	5	17	511	303	245	291	541	.236	3.81
1987	(49-19-0)	68	577.1	13	8	14	502	266	197	223	552	.235	3.07
1988	(39-21-0)	60	497.2	20	1	11	437	262	199	292	519	.236	3.60
1989	(55-17-0)	72	629.0	10	5	20	546	326	254	278	655	.231	3.63
1990	(54-19-0)	73	630.1	13	5	12	631	324	264	249	555	.258	3.77
1991	(55-18-0)	73	621.0	5	6	19	613	330	253	259	626	.255	3.67
1992	(50-16-0)	66	574.2	9	3	12	508	261	222	185	518	.238	3.48
1993	(53-17-1)	71	620.0	15	7	7	586	318	257	246	511	.249	3.73
1994	(46-20-0)	66	589.2	6	1	13	567	356	295	274	520	.253	4.50
1995	(47-18-0)	65	579.0	9	4	10	517	323	261	245	623	.239	4.06
1996	(52-15-0)	67	601.0	8	10	13	549	283	226	233	635	.241	3.38
1997	(57-13-0)	70	621.0	7	3	13	653	380	319	206	682	.266	4.62
1998	(48-19-0)	67	588.1	5	4	14	613	365	287	232	646	.265	4.39
1999	(41-24-1)	66	580.0	8	2	12	651	402	329	212	591	.281	5.11
2000	(52-17-0)	69	619.2	4	6	16	661	375	305	241	574	.272	4.43
2001	(44-22-1)	67	595.2	6	2	12	640	388	314	279	446	.274	4.74
2002	(44-22)	66	589.2	14	5	7	621	309	224	179	472	.271	3.42
2003	(45-22-1)	68	602.2	7	3	12	614	330	283	194	515	.264	4.23
2004	(46-19)	65	581.1	8	4	7	624	293	237	163	401	.274	3.67
2005	(40-22)	62	557.0	8	3	14	566	296	239	176	428	.264	3.86
2006	(35-24)	59	521.2	2	4	13	581	334	292	208	426	.282	5.04
2007	(29-26-1)	56	492.2	2	0	15	583	330	279	169	421	.294	5.10
2008	(49-19-1)	69	626.1	2	3	16	638	340	286	201	554	.266	4.11
2009	(56-17)	73	644.1	3	4	22	631	319	288	186	679	.257	4.02
2010	(41-22)	63	568.0	1	1	17	626	379	351	227	472	.282	5.56
2011	(36-20)	56	490.0	3	4	9	459	252	225	166	396	.248	4.13
2012	(47-18)	65	592.0	2	7	13	547	242	214	160	573	.246	3.25
2013	(57-11)	68	622.2	5	9	16	488	195	166	172	506	.218	2.40
2014	(46-16-1)	63	561.2	3	17	16	436	180	162	178	443	.218	2.60

Paul Mainieri and the 2009 National Champions met with Vice President Joe Biden in the White House when the team toured Washington, D.C. on September 30, 2009.

SIX

NCAA Championships won by the LSU Tigers

1991, 1993, 1996, 1997, 2000, 2009

LSU is one of only three schools to win six national titles in the 68-year history of the CWS. The other schools are Southern California (12 titles) and Texas (6).

LSU has claimed its six CWS titles in the past 24 years. Southern Cal has one national title in the past 36 years; Texas has won three CWS titles in the past 32 seasons.

15

Southeastern Conference championships claimed by LSU, including an unprecedented four in a row from 1990-93

1939, 1943, 1946, 1961, 1975, 1986, 1990, 1991, 1992, 1993, 1996, 1997, 2003, 2009, 2012



Hall of Fame Coach Paul Mainieri

LSU coach Paul Mainieri, a Miami, Fla. native, has 1,225 career victories, as he directed the baseball programs at St. Thomas University (1983-88), Air Force (1989-94) and Notre Dame (1995-2006) prior to arriving at LSU in June 2006. Mainieri's overall head coaching record is 1,225-641-8 (.656) in 32 collegiate seasons, and he has a 361-149-3 (.710) mark in eight seasons at LSU. He is the Tigers' second-winningest coach, trailing only Skip Bertman (870-330-3 from 1984-2001). Mainieri, a three-time National Coach of the Year, was inducted into the American Baseball Coaches Association Hall of Fame in January 2014.

In just his third season at LSU, Mainieri directed the 2009 Tigers to the College World Series title, posting a 56-17 overall record, including a 10-1 mark in NCAA Tournament competition.

Mainieri earned 2009 National Coach of the Year recognition from Collegiate Baseball, Baseball America, Rivals.com and the American Baseball Coaches Association.

The Tigers defeated Texas in the CWS Championship Finals to win the national title, LSU's sixth CWS championship and its first since 2000. Mainieri also guided his squad to the 2009 Southeastern Conference regular-season and tournament titles.

LSU played host to the NCAA Baton Rouge Regional, where the Tigers defeated Southern, Baylor and Minnesota to set up a Super Regional matchup versus Rice in Alex Box Stadium. LSU swept two games from the Owls, earning a berth to the CWS for the second straight season and for the 15th time in school history.

The Tigers defeated Virginia in their CWS opener and recorded two wins over Arkansas to advance to the CWS Championship Finals versus Texas. Trailing 6-4 in the ninth inning of Game 1, the Tigers staged a dramatic two-run rally and eventually prevailed, 7-6, in 11 innings. The Longhorns posted a 5-1 win in Game 2; however, LSU overwhelmed UT, 11-4, in the deciding game to claim the NCAA championship trophy.

CWS Appearances in the Mainieri Era

Along with the 2009 national title, Mainieri has guided LSU to CWS appearances in 2013 and 2008.

The 2013 Tigers' 57 victories matched the SEC single-season record, and LSU posted the nation's best winning percentage (.57-11, .838). The Tigers also established a school record with 23 SEC regular-season victories.

LSU won the 2013 SEC Western Division and SEC Tournament championships and was the NCAA Tournament No. 4 National Seed.


The Tigers played host to and won both the NCAA Regional and Super Regional and earned the 16th CWS berth in school history. LSU, which played in Omaha's three-year-old TD Ameritrade Park for the first time, placed seventh in the CWS after dropping consecutive games to UCLA and North Carolina. LSU completed the season ranked No. 5 by Baseball America, marking the Tigers' fourth Top 10 finish in six seasons.

For the first time in school history, LSU produced three first-team All-Americans in one season – senior first baseman Mason Katz, sophomore pitcher Aaron Nola and freshman shortstop Alex Bregman. Nola was voted SEC Pitcher of the Year and Bregman SEC Freshman of the Year by the league coaches.

Mainieri was a finalist for the 2013 Skip Bertman National Coach of the Year award, and a school-record nine Tigers were selected in the '13 Major League Baseball Draft.

Mainieri was named 2008 National Coach of the Year by Rivals.com after guiding the '08 Tigers to the College World Series in just his second season at the helm of the program.

The Tigers finished the season ranked sixth in the nation by Collegiate Baseball, Baseball America and ESPN/USA Today. LSU (49-19-1), picked to finish fifth in the SEC Western Division in the '08 preseason coaches' poll, won 26 of its final 29 games, including a conference-record 23-game win streak that saw LSU claim the SEC Western Division title, the SEC Tournament championship and the NCAA Baton Rouge Regional championship.



Skip Bertman (right) accepts the 1997 Louisville Slugger national championship trophy with former LSU President Dr. William Jenkins.

LSU's 23-game surge ended with a loss to UC Irvine in Game 1 of the NCAA Baton Rouge Super Regional, but the Tigers won the next two games over the Anteaters to advance to the College World Series for the 14th time in school history and for the first time since 2004.

LSU placed fifth in Omaha with a 1-2 record, marking the Tigers' first Top 5 CWS finish since the 2000 squad claimed the national title.

The Skip Bertman Era (1984-2001)

Skip Bertman is LSU's all-time winningest coach, as he compiled an 870-330-3 (.724) record in 18 seasons (1984-2001). Bertman, the National Coach of the Year in 1986, 1991, 1993, 1996, 1997 and 2000, and the 1996 United States Olympic head coach, guided the Tigers to five national championships (1991, 1993, 1996, 1997, 2000) and 11 College World Series appearances (1986, '87, '89, '90, '91, '93, '94, '96, '97, '98, '00). Under Bertman, LSU finished in the Top 7 in the national polls in 12 of his final 16 seasons.

Bertman was a member of the inaugural class

of the College Baseball Hall of Fame that was inducted in July 2006. He is one of only three coaches to have won five College World Series titles. Southern Cal's Rod Dedeaux won 10 CWS crowns from 1958-78, and Augie Garrido has captured five championships with two schools (Cal State Fullerton, 1979, '84, '95; Texas, 2002, '05).

National Titles Under Bertman (1991, 1993, 1996, 1997, 2000)

In 1991, Skip Bertman led LSU to its first national championship with a record-setting performance at the CWS. The Tigers defeated Wichita State, 6-3, in the title game and established Series marks for home runs (nine), runs per game (12), slugging percentage (.603) and fielding percentage (.993).

The '91 Tigers became the first team since Miami (Fla.) in 1982 to win the national championship without a loss in the NCAA Tournament – LSU was undefeated in the NCAA South Regional (4-0) and in the CWS (4-0).

In 1993, LSU won its second NCAA title in three years with an 8-0 victory over Wichita State in the CWS final. The 1993 Tigers also captured the Southeastern Conference title, as LSU became the first SEC school to win the league championship in four consecutive seasons (1990-93).

The '93 squad, in the 100th anniversary season of LSU Baseball, began the year ranked No. 1 in the preseason polls. A century of baseball excellence was culminated as the Tigers claimed the CWS crown, posting a final record of 53-17-1.

LSU claimed its third national championship of the 1990s in 1996 when second baseman Warren Morris belted a two-run homer in the bottom of the ninth inning to lift the Tigers to a thrilling 9-8 College World Series title game win over Miami (Fla.). The '96 Tigers were one of the most prolific offensive teams in Southeastern Conference

Warren Morris' two-out ninth-inning home run to defeat Miami in the 1996 College World Series title game was named the "Showstopper of the Year" at the ESPY Awards.

123,424

LSU's total attendance figure in Alex Box Stadium during the 2014 season. LSU ranked first in the nation in attendance for the 19th straight year.

The 1975 Tigers earned LSU's first NCAA Tournament berth.

.717

LSU has the nation's highest all-time NCAA Tournament winning percentage (134-53, .721) and the seventh-highest all-time CWS winning percentage (35-22, .614).

188

Home runs by the Tigers in their 1997 National Championship season

The total established an NCAA record, shattering the previous mark of 161 set in 1988 by Brigham Young. LSU hit at least one home run in all 70 of its 1997 games.



history, establishing league records for home runs (131), runs scored (648), RBI (549) and total bases (1,331).

LSU won its fourth NCAA title in June, 1997, as the Tigers overwhelmed Alabama, 13-6, in the College World Series final. LSU became the first school to win back-to-back national championships since Stanford in 1987-88. The Tigers completed the year with a 57-13 mark, setting the Southeastern Conference record for most single-season victories. The Tigers also established the NCAA record for single-season home runs, as LSU unloaded a remarkable 188 round-trippers en route to the national championship. LSU joined Southern California (six titles in the 1970s) as the only schools to win four CWS crowns in one decade.

Bertman directed LSU to its fifth national title in 2000, as the Tigers recorded a 52-17 mark, including a perfect 13-0 post-season record.

LSU won the SEC Tournament with four straight wins, and the Tigers raced to a 9-0 mark in the NCAA Tournament. The Tigers captured the national title with a thrilling 6-5 win over Stanford in the CWS championship game, as LSU scored four runs in the last two innings to overcome a 5-2 deficit. Catcher Brad Cresse's RBI single in the bottom of the ninth inning drove home shortstop Ryan Theriot with the winning run.

The 2000 squad was Bertman's most productive offensive team, setting a school record for team batting average with a .340 mark. The Tigers also established Southeastern Conference records for hits (864) and doubles (194). For the fifth time, Bertman was voted National Coach of the Year by Collegiate Baseball magazine.

More CWS Teams

1986, 1987, 1989, 1990, 1994, 1998, 2003, 2004

The Tigers' 16 total CWS appearances have come since 1986 – LSU is one of only 10 schools to have made at least 16 CWS trips since the Series began in 1947. The Tigers have the seventh-highest all-time CWS winning percentage (minimum 20 games) with a 35-22 (.614) World Series mark.

LSU has the highest all-time NCAA Tournament winning percentage (.717) with a 134-53 record. The Tigers have a 37-11 record in championship rounds of NCAA postseason play.

LSU made its first CWS appearance in 1986, when the Tigers finished fifth with a 1-2 record. LSU lost its CWS debut, 4-3, to Loyola-Marymount before rebounding with its first Series win, an 8-4 triumph over Maine. The Tigers were then eliminated by defending CWS champion Miami (Fla.), 4-3.

LSU returned to Omaha in 1987, marking the first time a Southeastern Conference team made back-to-back CWS appearances. The Tigers placed fourth in '87 with a 2-2 mark, as LSU was eliminated when Stanford's Paul Carey sent a Ben McDonald pitch over the left-field wall with the bases loaded in the 10th inning to give the Cardinal a 6-5 win.

In 1989, after an incredible two-game sweep of top-ranked Texas A&M – the Aggies entered the regional final round with a 58-5 record – in the NCAA Central Regional at College Station, Texas, LSU joined the CWS field, placing in a tie for third with a 2-2 record.

In 1990, the Tigers again emerged from an NCAA regional tournament losers' bracket to earn a CWS berth, as LSU captured the South I Regional at Baton Rouge with two scintillating one-run wins over Southern California. LSU finished in a tie for third at the '90 CWS, recording a 2-2 mark in the summer classic.

In 1994, LSU became the first defending national champion to return to the CWS since Stanford accomplished the feat in 1988. The Tigers earned the CWS berth with four straight wins in the NCAA South Regional at Baton



Eddy Furniss claimed the 1998 Dick Howser Award as college baseball's most outstanding player.

Rouge, including a thrilling 12-10 triumph over Southern California in the regional final. However, for the first time in its CWS history, LSU went "two-and-out" in Omaha, as the Tigers dropped consecutive decisions to Florida State and Cal State-Fullerton.

The 1998 LSU squad earned the Tigers' seventh CWS berth of the '90s. LSU defeated Southern California (12-10) and Mississippi State (10-8) in its first two CWS games, increasing the Tigers' Series winning streak to 10 games over three years. However, LSU suffered back-to-back losses to Southern Cal (5-4 and 7-3), and the Trojans advanced to the national championship game, where they defeated Arizona State.

LSU's 2003 SEC Championship club earned the school's first CWS trip since 2000. The Tigers played host to an NCAA Regional for the 14th straight year, as the Tigers won the tournament with a thrilling 9-8, 11-inning victory over North Carolina-Wilmington in the final game. LSU then entertained Baylor in NCAA Super Regional play, defeating the Bears in two of three games to advance to the CWS. LSU failed to win a game in Omaha as the Tigers were defeated by Cal State Fullerton (8-2) and South Carolina (11-10).

LSU played host in 2004 to an NCAA Regional for the 15th straight season, winning the tournament with consecutive victories over Army, Southern Mississippi and College of Charleston. The Tigers then played host to an NCAA Super Regional for the third time in five years, defeating Texas A&M in a best two-of-three series to earn a berth in the CWS. LSU was eliminated from the CWS in two games, as the Tigers dropped decisions to Miami (Fla.) and South Carolina.



Ben McDonald received the 1989 Golden Spikes Award as the nation's best amateur baseball player.



SEC Championships

1939, 1943, 1946, 1961, 1975, 1986, 1990, 1991, 1992, 1993, 1996, 1997, 2003, 2009, 2012

LSU captured its 15th Southeastern Conference title in 2012, surpassing Alabama for the most championships in league history. LSU won six SEC championships in the 1990s, (1990-91-92-93-96-97) including an unprecedented four in a row from 1990-93. The Tigers' other SEC titles came in 1939, '43, '46, '61, '75, '86, 2003 and 2009.

LSU has finished either first or second in the overall conference standings in 16 of the past 26 years. LSU has also won 11 SEC Tournament crowns (1986, '90, '92, '93, '94, 2000, 2008, 2009, 2010, 2013, 2014), including five in the past seven seasons.

In 1993, LSU became the only school in Southeastern Conference history to win four straight league titles. The '93 Tigers, who registered an 18-8-1 SEC mark, clinched the overall championship by winning the SEC Western Division Tournament title in Alex Box Stadium. LSU defeated Mississippi State, 7-3, in the final game after battling out of the tournament losers' bracket.

College Baseball Hall of Fame

Former LSU players Ben McDonald, Todd Walker and Eddy Furniss join legendary coach Skip Bertman as LSU inductees into the College Baseball Hall of Fame.

McDonald, a right-handed pitcher from Denham Springs, La., capped a magnificent 1989 season by receiving the Golden Spikes Award, given by the United States Baseball Federation to the nation's most outstanding amateur player.

McDonald, who set an LSU career mark with

Ray Wright's brilliant catch prevented a Stanford home run in the 2000 College World Series championship game.

22

The Tigers have played host to an NCAA Regional 22 times since 1986, including 21 of the past 25 seasons.

LSU has a 74-16 (.822) mark in NCAA Regional games at home and an 13-5 (.722) record in NCAA Super Regional contests in Alex Box Stadium.

LSU has an 99-31 (.770) overall mark in NCAA Regional and Super Regional contests combined (85-21 in regionals, 14-10 in super regionals).

LSU first qualified for NCAA regional play in 1975, when the Tigers posted a 1-2 mark at the South Regional in Starkville, Miss.

Lyle Mouton (21), catcher Gary Hymel (right) and the Tigers won LSU's first NCAA championship in 1991 with a victory over Wichita State in the CWS.

35

The Tigers have won more College World Series games (35) than any other SEC school.

South Carolina is second among league schools with 32 CWS triumphs. LSU has the most CWS appearances (16) among SEC squads; South Carolina is second with 11 all-time CWS berths.

The 1997 Tigers produced an SEC-record 57 wins en route to the CWS title.



373 Ks, established Southeastern Conference standards for single-season strikeouts (202), innings pitched (152.1) and consecutive scoreless innings (44.2). A two-time All-American and a 1988 Olympic gold medalist, he finished his LSU career with a 29-14 record and a 3.24 ERA. He was inducted into the College Baseball Hall of Fame at Lubbock, Texas in July 2008.

Furniss, a first baseman, culminated a sterling four-year career by receiving the 1998 Dick Howser Trophy as the nation's most outstanding player. A 2007 inductee into the LSU Athletic Hall of Fame and a 2010 inductee into the College Baseball Hall of Fame, he finished his career as the SEC's all-time leader in hits (352), home runs (80), RBI (308), doubles (87) and total bases (689). In NCAA annals, Furniss finished his career No. 3 all-time in total bases, No. 4 in home runs and doubles, and No. 5 in RBI. The Nacogdoches, Texas, native – who posted a .371 lifetime batting average – hit .403 in 1998 with 27 doubles, three

triples, 28 homers and 76 RBI.

Walker was voted in 1996 as the second baseman on the College World Series All-Time Team by the readers of the Omaha World-Herald. Walker, a 2009 inductee into the College Baseball Hall of Fame, completed a brilliant three-year LSU career in 1994 as he became the SEC's all-time leader in hits (310), runs (234), RBI (246) and total bases (557). Walker, a native of Bossier City, La., was a 1994 finalist for the Golden Spikes Award and the Smith Award, as he batted .393 with 18 homers and 68 RBI. A consensus '94 All-American, he was also named the Most Outstanding Player of the NCAA South Regional, and he was selected to the College World Series All-Tournament team. Walker finished his career as LSU's all-time leader in hits, runs, RBI, total bases, home runs (52), doubles (61), triples (15) and batting average (.396). He was inducted into the LSU Athletic Hall of Fame in 2006.






Aaron Nola, the 2014 National Pitcher of the Year, is also the only player to win SEC Pitcher of the Honors on two occasions (2013 and 2014).

More National Awards

Lloyd Peever, a right-handed pitcher from Stonewall, Okla., was named the 1992 National Player of the Year by Collegiate Baseball magazine. Peever, one of nine finalists for the 1992 Golden Spikes Award, was named first-team All-America by Collegiate Baseball, Baseball America and the American Baseball Coaches Association. Peever, a 2011 inductee into the LSU Athletic Hall of Fame, finished the season with a 14-0 record and a 1.98 ERA in 104.2 innings, and he became the first SEC pitcher to post 14 straight wins in one year.

Catcher Brad Cresse was a 2000 first-team all-America selection, as he led the nation in home runs (30) and RBI (106). Cresse, a native of Seal Beach, Calif., was named the 2000 recipient of the Johnny Bench National Collegiate Catcher of the Year award, and he was a finalist for the 2000 Golden Spikes Award. Cresse helped lead LSU to the 2000 national title by hitting .388 (106-for-273) with 21 doubles, 30 homers, 106 RBI, 73 runs, 217 total bases and a .790 slugging percentage. He provided the game-winning RBI in the 2000 national championship game versus Stanford, as his single in the bottom of the ninth inning scored shortstop Ryan Theriot from second base to give LSU a 6-5 win.

LSU freshman Alex Bregman was named the winner of the 2013 Brooks Wallace National Shortstop of the Year Award. Bregman, product of Albuquerque, N.M., batted .369 with 18 doubles, seven triples, six home runs and 52 RBI during the first season of his college career, leading the Tigers to a berth in the College World Series. Bregman earned 2013 consensus first-team all-America honors and was named the National Freshman Player of the Year by Collegiate Baseball magazine. He was also named SEC Freshman of the Year and Louisiana Freshman of the Year.



LSU junior right-hander Aaron Nola was named the 2014 National Pitcher of the Year by the College Baseball Foundation. Nola, a 2014 Golden Spikes Award finalist and a two-time Southeastern Conference Pitcher of the Year, enjoyed a brilliant 2014 season, as he posted an 11-1 mark and a 1.47 ERA in 116.1 innings with 27 walks and 134 strikeouts. During his remarkable three-year LSU career (2012-14), Nola compiled a 30-6 mark and a 2.09 ERA in 332 innings with 42 walks and 345 strikeouts.

Todd Walker (right), pictured with former LSU coach Skip Bertman, was inducted into the College Baseball Hall of Fame in July 2009.

65

Sixty-five former LSU players have played major league baseball, including 51 big-leaguers (29 pitchers, 22 position players) since 1987. The former Tigers include MLB All-Stars Albert Belle, Paul Byrd, Brian Wilson, Aaron Hill and Brad Hawpe.

Former LSU star Brad Hawpe helped lead the Colorado Rockies to the 2007 National League pennant.





A school-record 11,401 fans packed Alex Box Stadium, Skip Bertman Field to watch the Tigers clinch a berth in the 2013 College World Series with an NCAA Super Regional win over Oklahoma.

USA

LSU has established an outstanding international reputation with representatives on U.S. Olympic squads:

Ben McDonald - 1988
Rick Greene - 1992
Skip Bertman - 1988, 1996
Warren Morris - 1996
Jason Williams - 1996
Kurt Ainsworth - 2000

LSU's Kurt Ainsworth pitched the United States to wins over Holland and Australia en route to the 2000 gold medal in Sydney.

International Baseball

LSU has established an outstanding international reputation with representatives on U.S. Olympic squads in 1988, 1992, 1996 and 2000. Skip Bertman served as the head coach of the United States Olympic team in 1996, directing the Americans to the bronze medal in Atlanta. As the USA Baseball head coach for two summers (1995 and '96), Bertman guided the U.S. to an incredible 71-11 record (.866 winning percentage), culminating his tenure with a victory over Nicaragua for the 1996 Olympic bronze medal.

LSU second baseman Warren Morris and shortstop Jason Williams were two of the '96 Olympic team's brightest stars as the starting middle infielders. Morris was the Americans' leading hitter in the Olympics, batting .409 in nine games with five homers, one double, 11 RBI and

10 runs. Williams batted .367 in the Olympics with three homers, nine RBI and 10 runs.

Bertman also served as the pitching coach of the 1988 U.S. Olympic team which captured a gold medal in Seoul. The '88 squad featured LSU pitcher Ben McDonald, who posted two Olympic victories. LSU pitcher Rick Greene was a member of the '92 Olympic team which competed in Barcelona, but fell short of earning a medal. LSU pitcher Kurt Ainsworth helped lead the U.S. to the gold medal at the 2000 Olympics in Sydney. Ainsworth pitched the Americans to wins over Holland and Australia en route to the Olympic title.

Attendance

LSU led the nation in total attendance for the 19th straight year in 2014, as the Tigers drew 424,321 fans to Alex Box Stadium. The Tigers averaged 10,880 fans per contest last season after averaging just over 11,000 per game in 2013. Over seven million fans have seen the Tigers play at their home stadium over the past 31 seasons. A total of 7,119,205 patrons have experienced "Baseball at the Box" during that period.

Innovative promotional schemes, record-breaking crowds and increasing revenues characterize LSU's baseball program. In 1983, the year before Skip Bertman's arrival as head coach, LSU drew only 10,002 fans for 22 dates at Alex Box Stadium, an average of 454 per game.

Academic Excellence

LSU's steadfast emphasis on academics has produced exceptional results. Student-athletes who leave the university early to play professional baseball often return at a later time to earn their degrees. For example, pitcher Clay Parker, who completed his athletic eligibility in 1984, received his LSU degree in 1995 after enjoying a





lengthy major league career. Former MLB second baseman Todd Walker, who signed a pro contract in 1994, received a business degree from LSU in the fall of 1998.

Former LSU first baseman Eddy Furniss was named a 1997 first-team Academic all-American by GTE-CoSIDA, and he received second-team Academic all-America recognition in 1996 and 1998. Other Academic all-America selections include pitcher Chris Demouy (third-team, 1996), second baseman Warren Morris (first-team, 1995) and catcher Tim Lanier (third-team, 1994). Third baseman Wally Pontiff was a member of the 2002 GTE/CoSIDA District VI Academic all-America team, and pitcher Kurt Ainsworth earned District VI recognition in 1999.

Left-handed pitcher Jason Determann was named the 2005 SEC Baseball Scholar-Athlete of the Year with a 3.781 GPA in biology. He was also voted to the ESPN The Magazine second-team Academic All-America squad. Determann received his undergraduate degree in May 2005, and he was accepted to the LSU Medical School.

Right-handed pitcher Jordan Faircloth received the 2005 SEC Community Service Post-Graduate Scholarship, and he was named to the SEC Good

Works Team. Faircloth, who received his LSU degree in political science with a 3.383 GPA, was a volunteer speaker to children at local schools, served food at homeless shelters and was active in Habitat for Humanity, building homes for needy families. He was a member of the 2005 SEC Academic Honor Roll and a five-time member of the LSU Dean's List.

Outfielder Sean McMullen, a native of Metairie, La., was named the 2014 Tiger Athletic Foundation Male Scholar-Athlete of the Year, and he was the LSU Athletic Department nominee for the Boyd McWhorter SEC Scholar-Athlete of the Year Award. McMullen was a two-time member of the SEC Academic Honor Roll, and he earned his LSU degree in kinesiology in May 2014 with a 3.71 grade point average. McMullen also received the 2014 Wally Pontiff Jr. Scholar-Athlete Award, given annually to the top scholar in the LSU baseball program. Pontiff was an all-SEC third baseman at LSU who played for the Tigers from 2000-02 and died tragically in 2002 due to a heart abnormality. The award was presented to McMullen by Pontiff's father, Wally Pontiff Sr.

Seven Tigers received their degrees in May 2013 when the squad held a graduation ceremony in Alex Box Stadium. (L-R): Blake Dean, Joey Bourgeois, Kevin Berry, Matt Fury, coach Paul Mainieri, Raph Rhymes, Jordy Snikeris, Mason Katz, academic counselor Becca Hubbard.

84

Eighty-four LSU players have earned SEC Academic Honor Roll recognition over the past eight seasons, including a school-record 14 players in 2008.

The 2008 Tigers advanced to the CWS and set a school record with 14 SEC Academic Honor Roll members.



ALEX BOX STADIUM

SKIP BERTMAN FIELD



The field at Alex Box Stadium was named "Skip Bertman Field" on May 17, 2013 prior to the Tigers' game versus Ole Miss. Bertman coached LSU to five national titles during his 18-season tenure (1984-2001).

A First Class Home for a Great Legacy

The Alex Box Stadium, Skip Bertman Field experience is a unique one, created by the greatest and most loyal fans in all of college baseball, combined with an enduring legacy of championships.

In February 2009, the LSU Baseball program moved into a new home, and all of the traditions, memories and excitement that make Tiger baseball truly special live on in the New Alex Box Stadium.

From LSU's first SEC title team in '39, to Bruce Baudier's perfect game, to Rich Cordani's game-winning home run against Southern Cal, to the regional championship victory laps of the 1990s, the original Alex Box Stadium was home from 1938-2008 to some of the greatest moments in all of college

baseball history.

Now the LSU baseball legacy has moved 200 yards to the south into a state-of-the-art facility, designed to provide the resources necessary to sustain LSU's tradition of excellence while also accommodating in comfort the record-setting crowds that set Tiger Baseball apart from the rest of America.

In the New Box, the Tiger baseball team enjoys nearly 10,000 square-feet of locker and meeting room space, new batting cages and all the amenities necessary to field a consistent winner.

A 21st Century home has opened for a grand old tradition ... LSU Baseball at Alex Box Stadium, Skip Bertman Field.

Stadium Information

Seating Capacity	10,326
Playing Field Distances	
Foul Lines	330 ft.
Power Alleys	365 ft.
Center	405 ft.
Height of Fence	10 ft.
Height of Batters' Eye	40 ft.
Playing Surface	natural grass (artificial turf in foul territories)

Ground Level

- ▶ National Championship Plaza
- ▶ Ticket Office
- ▶ Club Lounge
- ▶ LSU Locker Room and Squad Room
- ▶ Umpires Locker Room
- ▶ Batting Cages
- ▶ LSU SportShop
- ▶ Concession Stands
- ▶ Two Picnic / Play Areas

Second Level

- ▶ Concourse
- ▶ Concession Stands
- ▶ LSU SportShop
- ▶ LSU Fan Zone

Third Level


- ▶ Press Box
- ▶ Suites

Ballpark Comparisons

	OLD ALEX BOX	NEW ALEX BOX
SEATING		
Total Seats	7,760	10,326
Grandstand	3,238	4,054
Bleachers	4,522	6,272
AMENITIES		
Restrooms	2,000 sq. ft.	9,274 sq. ft.
Concessions	2,200 sq. ft.	5,000 sq. ft.
No. of Suites	0	27
Club Lounge	0 sq. ft.	1,800 sq. ft.
Team Area	3,000 sq. ft.	9,380 sq. ft.
Press Area	250 sq. ft.	2,000 sq. ft.

Enhanced ADA (Americans with Disabilities Act) accessibility and seating throughout new facility.

Alex Box Stadium was ranked No. 85 in the listing of the world's top 100 sports venues by Business Insider.com. The Stadium was rated ahead of seven Major League ball parks on the list. The venue was also No. 70 in a listing of the top 101 stadium experiences compiled by Stadium Journey magazine.



Players' Lounge



Team Meeting Room



The LSU locker room has a Major League appearance.

ALEX BOX STADIUM



The original Alex Box Stadium, home of the LSU Fighting Tigers from 1938-2008, has a storied history which spans several decades. The 2008 season was the last for the Tigers in the 70-year-old facility, as LSU moved into the New Alex Box Stadium in 2009.

Alex Box Stadium Testimonials

"We tried to prepare our players for coming here, but I don't think you can prepare anybody for this, until you get here. This - and I mean this in a complimentary way - is a very, very special place; a very unique place ... There are lots of places where there's great baseball played and there's great support and they get behind their teams. But there is nothing like this. This is in first place and everything else is a distant second place."

- UC Irvine coach Mike Gillespie after the 2008 NCAA Super Regional in Alex Box Stadium

"I want to commend what I truly believe may be the premier crowd in all of college baseball . . . that is a special, special crowd out there. I want to say that the way the fans have responded all weekend to just excellence and outstanding play leads me to believe that they truly do appreciate the difficulty of playing this game. I'm glad to have our players play in front of a crowd that I truly believe appreciated their performance."

- Baylor coach Steve Smith after the 2003 NCAA Super Regional in Alex Box Stadium



LSU has finished first in the nation in total attendance for 19 straight seasons. In 2014, the Tigers drew 424,321 fans in the sixth season of Alex Box Stadium, Skip Bertman Field.

LSU has been among the nation's attendance leaders for the past 24 seasons, finishing No. 5 in 1991, No. 6 in 1992, No. 4 in 1993, No. 3 in 1994 and 1995, and No. 1 from 1996-2014.

Over the past 31 seasons, the Tigers have attracted over seven million fans to their home stadium. A total of 7,119,205 patrons have watched the Tigers play at "The Box" from 1984 to 2014.

The original Alex Box Stadium was recognized both for its old-fashioned charm and for its modern renovations. Beginning in 1985, it was the site of four SEC tournaments, 18 NCAA regional tournaments, four NCAA super regional series and one ABCA Hall of Fame tournament.

Originally a 2,500-seat facility, the concrete and steel grandstand of the original Alex Box Stadium was completed in 1938. Funding came from the Works Progress Administration, a federally sponsored agency which constructed public athletic facilities, among other such projects.

In its first two years, the original Alex Box Stadium was the site of spring training for the New York Giants. Such legendary baseball figures as Mel Ott, Carl Hubbell, Bill Terry and Dick Bartell trained at "The Box."



The "Intimidator" billboard depicting LSU's NCAA titles was unveiled in the original Alex Box Stadium prior to the '97 season. The most recent version of the "Intimidator" was installed in the New Alex Box Stadium prior to the 2010 season.

22

LSU has hosted 22 NCAA Regional Tournaments in its home stadium. The first was in 1986, and LSU has played host to 21 regionals in a 25-season span (1990-2014).

7

NCAA Super Regional Series at Alex Box Stadium: 2000, 2003, 2004, 2008, 2009, 2012, 2013

19

Last season, the Tigers drew 424,321 fans to Alex Box Stadium as LSU finished first in the nation in total attendance for the 19th straight year.

.791

LSU has a .791 winning percentage at home since 1984. The Tigers are 928-243-5 during that span in their home ball park.

LSU Record in Alex Box (1984-2014)

YEAR	GAMES	W-L-T	PCT.
1984	31	23-8	.742
1985	34	31-3	.912
1986	43	38-5	.884
1987	35	30-5	.857
1988	33	27-6	.818
1989	36	31-5	.861
1990	37	32-5	.865
1991	43	33-10	.767
1992	38	30-8	.789
1993	43	34-8-1	.802
1994	35	28-7	.800
1995	36	28-8	.777
1996	39	32-7	.821
1997	40	36-4	.900
1998	35	32-3	.914
1999	38	27-11	.711
2000	39	28-11	.718
2001	37	27-10	.730
2002	36	28-8	.778
2003	39	30-8-1	.782
2004	36	27-9	.750
2005	36	23-13	.639
2006	37	25-12	.676
2007	35	20-14-1	.586
2008	42	32-9-1	.774
2009 *	42	33-9	.786
2010 *	38	30-8	.789
2011 *	37	28-9	.757
2012 *	44	35-9	.795
2013 *	43	39-4	.907
2014 *	39	31-7-1	.808
Totals	1,176	928-243-5	.791

* - New Alex Box Stadium

Attendance in Alex Box (1984-2014)

YEAR	DATES	TOTAL ATT.	AVG.
1984	24	22,021	.918
1985	25	40,746	1.630
1986	34	81,075	2.385
1987	27	46,084	1.707
1988	27	46,831	1.734
1989	33	65,781	1.993
1990	30	78,616	2.621
1991	37	113,832	3.077
1992	34	114,937	3.381
1993	39	137,306	3.521
1994	33	143,595	4.351
1995	36	148,995	4.139
1996	39	226,805	5.816
1997	39	252,864	6.484
1998	35	232,597	6.645
1999	38	271,888	7.154
2000	39	286,874	7.355
2001	37	276,622	7.476
2002	36	271,179	7.532
2003	39	291,676	7.478
2004	36	284,328	7.898
2005	36	270,300	7.508
2006	37	270,341	7.306
2007	35	256,537	7.329
2008	42	318,798	7.590
2009 *	42	403,056	9.596
2010 *	38	404,916	10.655
2011 *	37	390,595	10.557
2012 *	44	472,391	10.736
2013 *	43	473,298	11.006
2014 *	39	424,321	10.880
Totals	1,110	7,119,205	6,414

* - New Alex Box Stadium

2014 Attendance Leaders

(19th Straight Season at No. 1)

1. LSU	424,321
2. South Carolina	305,564
3. Ole Miss	271,920
4. Arkansas	255,274
5. Mississippi State	251,965

Tournaments Hosted

NCAA Regional Tournaments (22)

1986, 1990, 1991, 1992, 1993, 1994, 1995, 1996, 1997, 1998, 1999, 2000, 2001, 2002, 2003, 2004, 2005, 2008, 2009, 2012, 2013, 2014

NCAA Super Regional Series (7)

2000, 2003, 2004, 2008, 2009, 2012, 2013

SEC Tournaments (4)

1985, 1986, 1991, 1993

ABCA Hall of Fame Tournament (1)

1991

Top 10 Alex Box Stadium Attendance Figures (Paid Attendance)

ATTENDANCE	OPPONENT	DATE	SCORE
1. 12,727	South Carolina	4/27/13	USC, 4-2
2. 12,472	New Orleans	2/14/14	LSU, 2-0
3. 12,373	Maryland	2/15/13	LSU, 1-0
4. 12,313	Alabama	4/17/10	LSU, 9-7
5. 12,193	Ole Miss	5/17/13	LSU, 5-4
6. 12,153	Oklahoma	6/8/13	LSU, 11-1
7. 12,085	Sam Houston St.	6/1/13	LSU, 8-5
8. 12,076	Florida	3/18/11	UF, 5-4
9. 12,070	Wake Forest	2/18/11	LSU, 15-4
10. 12,007	Oklahoma	6/7/13	LSU, 2-0

* - The largest actual attendance figure in the New Alex Box Stadium is 11,401 for Game 2 of the NCAA Super Regional matching LSU and Oklahoma on June 8 2013. The largest actual attendance figure in the original Alex Box Stadium was 8,173 for the NCAA Super Regional championship game versus UC Irvine on June 9, 2008. The largest paid attendance figure in the original stadium was 8,701 versus Mississippi State on May 11, 2008, the final regular-season game in stadium history.

Alex Box (1920-1943)

LSU's baseball stadium was named in 1943 for Alex Box, an outfielder for the 1942 Tiger squad. Box was killed in 1943 while fighting in North Africa during World War II.



Simeon Alexander Box was born August 5, 1920, in Quitman, Miss., and attended George S. Gardiner High School in Laurel, Miss. Box came to LSU in 1938 and majored in petroleum engineering. He played football and baseball, served as vice president of the junior class in engineering and was a member of several professional societies. He earned his petroleum engineering degree in 1942.

Box pursued his advanced ROTC studies in the engineering regiment. A handsome, popular figure on campus, he met and developed a close relationship with Earle Hubert, an attractive member of Delta Zeta sorority from Plaquemine, La. They had an understanding that she would complete her elementary education degree while he was serving in the military; then, they would later marry. Tragically, the terrors of warfare changed those plans.

After being commissioned in the U.S. Army, Box made short stops at camps in Florida and Pennsylvania and went on to England in August, 1942. He was posted to the First Infantry Division, called the "Big Red One" in North Africa. Lieutenant Box, a tank commander, displayed his heroism on November 9, 1942, when he risked his life in helping destroy six enemy machine gun nests and an artillery emplacement near Arcrole, Algeria. His brave acts earned him the Distinguished Service Cross, the Army's second-highest decoration.

Only two months later, there was a fierce battle in Tunisia, and Box's tank was shredded by a German mine. He was killed instantly on February 19, 1943, at the age of 22. Brigadier General Theodore Roosevelt, wrote a letter of condolence to Box's mother, Mattie, saying "the deeds and death of your son have gone to make up the spiritual background that is this country."

Laurel, Miss., superintendent of schools R.H. Watkins eulogized Box as a "perfect example of an athlete, a Christian gentleman, a scholar and a soldier . . . His beautiful life may be compared to a great piece of music which ends on a high note."

On the LSU campus, there was a spontaneous movement that spring to commemorate his sacrifice in some tangible way. At its May 28, 1943 meeting, the LSU Board of Supervisors voted unanimously to name the baseball stadium for Box. That was considered such an unusual decision that the student newspaper, The Reveille, observed, "For the first time in the school's history, the service and memory of the military hero came to be esteemed so highly that a structure on the campus was named in his honor."

The Box family made a special presentation of Alex's personal memorabilia to LSU during the 1991 baseball season. The memorabilia, enclosed in a specially-constructed glass case, is permanently housed in the Wally Pontiff Jr. Hall of Fame.



Man of Honor

LSU's baseball stadium was named for Alex Box in 1943.

ALEX BOX STADIUM GREAT MOMENTS



LSU Diamond – later named Alex Box Stadium – was the spring training home of the New York Giants in 1938 and 1939.

Reprinted with permission from Baseball in Baton Rouge. Available from the publisher online at www.arcadiapublishing.com or by calling 888-313-2665.



Albert Belle and the 1986 Tigers captured an NCAA Regional title and advanced to LSU's first College World Series.



Slugger Eddy Furniss powered LSU to NCAA Regional titles in 1996, 1997 and 1998.

May 6, 1939

LSU defeats Tulane, 16-0, clinching its first SEC crown with a 10-2 conference record. The Tigers receive help from the Auburn Plainsmen, who defeated Florida, giving the Gators their second loss of the season, and eliminating them from title contention.

May 6, 1946

LSU completes a doubleheader sweep of Tulane to finish 11-3 in SEC play and win the league title. In the first outing, home runs by Joe Bill Adcock and Gene "Red" Knight help to erase a 4-1 deficit. Mel Didier singles in two runs in the seventh and LSU captures a 7-4 victory. In Game 2, home runs by Knight and Ray Coates highlight LSU's 4-3 win, as the Tigers clinch the SEC title.

May 12, 1961

LSU defeats Auburn 6-5 in the second game of a best-of-three series to win the SEC Championship. LSU trails 5-4 in the bottom of the 11th inning when the Tigers rally for two runs. Bobby Theriot provides the game-winning single and LSU captures the league crown. The paid attendance for the game was estimated to be around 2,500, making it the most attended LSU baseball game at the time.

May 5, 1967

LSU right-hander Bruce Baudier fires a seven-inning perfect game, blanking Alabama, 2-0, in the second game of a doubleheader. Baudier records eight strikeouts and needs only 72 pitches to defeat the Crimson Tide in front of 450 fans in Alex Box Stadium.

March 3, 1972

On Opening Day, LSU pitcher Randy Wiles pitches a no-hitter in the first game of a doubleheader against Rice, leading the Tigers to a 3-0 victory. Wiles pitches seven innings, recording 11 strikeouts and one walk. The no-hitter is nearly broken up with an infield hit, but is kept alive with an outstanding play by freshman shortstop Mike Miley.

May 14, 1975

LSU defeats Georgia 6-5 in the first game of a best-of-three series to determine the SEC champion. Randy Aldridge singles in the winning run in the bottom of the 10th. Paul Stefan earns the victory, pitching 8.2 innings of relief and striking out 13. LSU goes on to win the series and the SEC title with a 8-3 win over the Bulldogs in Athens.

March 14, 1979

Robert Landry pitches only the fourth no-hitter in LSU's history, defeating Southern Miss 1-0 at Alex Box Stadium. Landry strikes out seven and walks three in the seven-inning contest. Randy Olson, the Tigers' designated hitter, hits a solo home run for the lone score of the game.

May 25, 1986

Albert Belle smashes two, two-run homers in the South I Regional championship game, leading the Tigers to their first College World Series with a 7-6 win over Tulane at Alex Box Stadium. Belle was named tournament MVP for his efforts.

May 28, 1990

Rich Cordani's dramatic two-run blast in the seventh inning lifts LSU to a thrilling 7-6 South Regional championship game win over Southern California.

April 26, 1993

LSU defeats Tulane, 5-2, in a "Turn Back the Clock" game in Alex Box Stadium. The players wear early 20th-century replica uniforms and use wooden bats in the contest. The game celebrates the 100th anniversary of the LSU Baseball program.



Skip Bertman is ejected from the game during LSU's epic 1997 NCAA Regional win over Long Beach State. Bertman was ejected only three times in his 18 seasons as LSU's head coach.

May 29, 1994

LSU holds on to a 12-10 win over Southern Cal in the South Regional final. Former Trojan and current Minnesota Twins star Jacque Jones smashes three homers in defeat.

May 26, 1996

In one of the largest hit outputs in school history, LSU uses 18 runs on 13 hits in the seventh inning of the South II Regional championship game to rout Georgia Tech, 29-13. The Tigers wear new gold jerseys during the regional and throughout the 1996 College World Series.

May 25, 1997

A classic five-hour marathon comes to an end as LSU outlasts Long Beach State by scoring seven runs in the 11th inning for a 14-7 victory. One day later, the Tigers avenge their second round loss to South Alabama by sweeping the Jaguars, 14-4 and 15-4, before defending their national championship in Omaha.

May 23, 1998

LSU falls behind Cal State Fullerton, 7-0 through two innings, but Cedrick Harris' two-run double in the eighth caps a four-run inning to complete a comeback as the Tigers earn a 13-11 victory. LSU routs the Titans 14-3 the next day to reach Omaha.

May 30-31, 1999

Facing a seven-run deficit and in danger of being eliminated, LSU rallies to take a 12-10 lead it would not relinquish against East Carolina to force a second championship game. Kurt Ainsworth gets an extra day of rest thanks to rain, which forces the second contest to be moved to Monday. Ainsworth blanks the Pirates, 9-0, hurling the Tigers to a super regional matchup with SEC foe Alabama.

June 2, 2002

LSU comes through the loser's bracket to defeat UL-Lafayette twice by identical 12-2 scores to win its seventh consecutive regional championship. The Tigers are the only regional winner of 2002 to come through the loser's bracket to win twice on the final day.

June 1, 2003

Jon Zeringue's one-out, walk-off home run in the bottom of the 11th sends LSU to the super regional round as the Tigers defeat a pesky UNC-Wilmington club, 9-8. Despite defeat, UNC-W becomes the first opposing team to make a congratulatory lap around the field following the game.



Skip Bertman opens the "spirit ball" prior to the first game in the New Alex Box Stadium on February 20, 2009.

June 7-8, 2003

LSU blasts Baylor 20-5, using an 11-run sixth inning highlighted by Clay Harris' grand slam to reach its 12th College World Series. The Tigers faced elimination a day earlier after Baylor captured the first contest in the best-of-three set. Harris and Ivan Naccarata belted back-to-back homers to lead off the eighth inning to lift LSU over Baylor, 6-5, to set up the rubber match.

June 13, 2004

Lane Mestepey fires a masterful five-hit shutout in Game 2 of a Super Regional series against Texas A&M. Will Harris' ninth-inning homer clinches LSU's 4-0 triumph and sends the Tigers to the College World Series for the second straight season.

June 8-9, 2008

LSU completes its 70-year residency in Alex Box Stadium in grand fashion, overwhelming UC Irvine, 21-7, in Game 3 of the NCAA Baton Rouge Super Regional. The win vaults the Tigers into the College World Series for the 14th time since 1986. LSU explodes for six runs in the first inning on the strength of consecutive home runs by Blake Dean, Micah Gibbs and Matt Clark to roll past the Anteaters. The Tigers had faced elimination in Game 2 the day before, but LSU erupted for five runs in the ninth inning to erase a 7-4 deficit and post a 9-7 victory, setting up the Game 3 final showdown.

February 20, 2009

LSU defeats Villanova, 12-3, in the first game played in the New Alex Box Stadium. Over 9,000 fans witness the inaugural contest played in the state-of-the-art ball park. Louis Coleman, who fires the first pitch in stadium history, earns the victory with a strong outing against the Wildcats.

June 6, 2009


LSU defeats Rice, 5-3, to win the NCAA Super Regional and advance to the College World Series in the first season of the New Alex Box Stadium. A crowd of 9,651 fans watches as Louis Coleman and Matty Ott pitch the Tigers to victory. Coleman earns his 13th win and Ott picks up his 16th save as the Tigers head to Omaha for the 15th time in school annals.

June 3, 2012

LSU erases a 5-4, ninth-inning deficit and defeats Oregon State, 6-5, in 10 innings to win the NCAA Baton Rouge Regional. Alex Edward's RBI double ties the contest in the ninth, and Austin Nola scores the game-winning run on a wild pitch in the 10th.

June 7, 2013

LSU right-hander Aaron Nola delivers one of the greatest pitching performances in Fighting Tiger postseason history, limiting Oklahoma to no runs on two hits with six strikeouts in nine innings, as the Tigers post a 2-0 victory in Game 1 of the NCAA Super Regional in Alex Box Stadium, Skip Bertman Field. Nola outduels OU ace Jonathan Gray, who holds the Tigers scoreless until the eighth inning when Tyler Moore delivers a run-scoring double and Mark Laird adds an RBI single. LSU goes on to advance to the College World Series the next day with an 11-1 victory over the Sooners in Game 2 of the Super Regional.



Reliever Matty Ott reacts after recording the final out versus Rice in the 2009 NCAA Super Regional.

The Original Alex Box Stadium Facts

(known as LSU Diamond from 1938-43)

All-Time LSU Record

in the Original Alex Box Stadium

(1723 games from 1938 - 2008)

1217-509-7 (.708)

First Game

March 12, 1938

New York Giants 6, Philadelphia Phillies 5 (MLB Spring Training Game)

First LSU Game

March 21, 1938

LSU leads Minnesota, 4-2, after three innings when game is halted due to rain

First Complete LSU Game

March 24, 1938

Minnesota 6, LSU 5

First LSU Win

April 11, 1938

LSU 7, Northwestern 6

Final LSU Game

June 9, 2008

LSU 21, UC Irvine 7

First LSU Game

in the New Alex Box Stadium

February 20, 2009

LSU 12, Villanova 3



Chad Ogea was the ace of the Tigers' 1991 pitching staff that propelled LSU to the NCAA South Regional title in Alex Box Stadium. The '91 Tigers advanced to the College World Series and claimed LSU's first national championship.

FOUNDATION ERA

(1938-83)



Tom Giles



Dick Hicks



Gerald Keigley



Bob Leake



Benny McArdle



Wally McMakin



Harry Morel



Chip Moses



Roger Sigler



Randy Wiles

LSU announced in April 2008 its All-Alex Box Stadium "Foundation Era" Team, an all-star squad of former student-athletes that played for the Tigers from 1938-83.

The 29-member team was selected by a panel of media and former LSU players and coaches. The Foundation Era encompasses the opening of Alex Box Stadium in 1938 through 1983, the year prior to Skip Bertman's appointment as the Tigers' head coach.

The squad includes 11 pitchers, nine infielders, five outfielders and four catchers.

PITCHERS

BRUCE BAUDIER

Metairie, La. (1966-67)

WALKER CRESS

Ben Hur, Va. (1938-39)

RICK FARIZO

Harvey, La. (1968-71)

RICHARD "DICK" HICKS

Shreveport, La. (1967-68)

DAVE MADISON

Brooksville, Miss. (1941-43)

BENNY MCARDLE

Baton Rouge, La. (1951-53)

PAT MOOCK

Baton Rouge, La. (1972-75)

CAL SANTARELLI

Dunedin, Fla. (1982-83)

ALLEN SMITH

Maysville, Ky. (1960-62)

PAUL STEFAN

Nutley, N.J. (1975-76)

RANDY WILES

New Orleans, La. (1970-73)

CATCHERS

MARK COOPER

Pensacola, Fla. (1983-84)

DUANE DEWEY

Westfield, N.Y. (1979)

TOM GILES

Shreveport, La. (1967-68)

JERRY MARCHAND

Baton Rouge, La. (1952-53)

INFELDERS

JOE BILL ADCOCK

Coushatta, La. (1947)

ALVIN DARK

Comanche, Okla. (1943)

GERALD KEIGLEY

Greenville, Miss. (1971-73)

WALLY MCMAKIN

Monroe, La. (1973-76)

MIKE MILEY

Metairie, La. (1972-74)

JOE MOOCK

Baton Rouge, La. (1964-65)

HARRY MOREL

New Orleans, La. (1963-65)

CHIP MOSES

New Orleans, La. (1980-81)

CONNIE RYAN

New Orleans, La. (1941)

OUTFIELDERS

GENE ACHORD

Baton Rouge, La. (1962-64)

CRAIG BURNS

Baton Rouge, La. (1969-71)

BOB LEAKE

St. Francisville, La. (1966-68)

ROGER SIGLER

Cleves, Ohio (1954-57)

LARRY WRIGHT

Houston, Texas (1975-78)

OMAHA ERA

(1984-2008)



Patrick Coogan



Chad Cooley



Rick Greene



J.C. Holt



Gary Hymel



Russ Johnson



Tim Lanier



Mike Sirotko



Doug Thompson



Eddie Yarnall

The "Omaha Era" team -- announced during the LSU-Mississippi State series in May 2008 -- is composed of former Tigers who played at LSU from 1984 to 2008. The selection of the squad coincided with LSU's final season in 70-year-old Alex Box Stadium.

The team was selected in online voting by fans at LSUsports.net. The squad includes eight outfielders, five catchers, 11 infielders and 14 pitchers.

OUTFIELDERS

LYLE MOUTON

Lafayette, La. (1990-91)

ARMANDO RIOS

Carolina, Puerto Rico (1991-93)

ALBERT BELLE

Shreveport, La. (1985-87)

CHAD COOLEY

Lake Charles, La. (1993-96)

JEREMY WITTEN

Louisville, Ky. (1997-2000)

J.C. HOLT

Sieper, La. (2002-04)

RYAN PATTERSON

Rowlett, Texas (2003-05)

JON ZERINGUE

Thibodaux, La. (2002-04)

CATCHERS

BRAD CRESSE

Seal Beach, Calif. (1997-2000)

TIM LANIER

Baton Rouge, La. (1993-96)

MATT LIUZZA

Metairie, La. (2003-06)

MIKE BIANCO

Seminole, Fla. (1988-89)

GARY HYMEL

Baton Rouge, La. (1988-91)

INFELDERS

TODD WALKER

Bossier City, La. (1992-94)

EDDY FURNISS

Nacogdoches, Texas (1995-98)

WARREN MORRIS

Alexandria, La. (1994-96)

BLAIR BARBIER

Harvey, La. (1997-2000)

WALLY PONTIFF

Metairie, La. (2000-02)

MIKE FONTENOT

Slidell, La. (2000-01)

RYAN THERIOT

Baton Rouge, La. (1999-2001)

RUSS JOHNSON

Denham Springs, La. (1992-94)

AARON HILL

Visalia, Calif. (2001-03)

BRANDON LARSON

San Antonio, Texas (1997)

BRAD HAWPE

Fort Worth, Texas (1999-2000)

PITCHERS

BEN McDONALD

Denham Springs, La. (1987-89)

PAUL BYRD

Louisville, Ky. (1989-91)

CHAD OGEA

Lake Charles, La. (1989-91)

KURT AINSWORTH

Baton Rouge, La. (1998-99)

BRETT LAXTON

Audubon, N.J. (1993-96)

LANE MESTEPEY

Zachary, La. (2001-05)

PATRICK COOGAN

Baton Rouge, La. (1995-97)

DOUG THOMPSON

Biloxi, Miss. (1997-98)

MIKE SIROTKA

Houston, Texas (1990-93)

EDDIE YARNALL

Coral Springs, Fla. (1994-96)

RUSS SPRINGER

Pollock, La. (1987-89)

RICK GREENE

Miami, Fla. (1990-92)

SCOTT SCHULTZ

Sterling, Va. (1992-95)

LLOYD PEEVER

Stonewall, Okla. (1992)



Campus LIFE



Location: Baton Rouge, La.
 Founded: January 2, 1860
 Enrollment: 30,451
 President & Chancellor : Dr. F. King Alexander
 Major Fields for Bachelor's Degrees: 72
 Major Fields for Master's Degrees: 72
 Major Fields for Doctoral Degrees: 54



LSU's Memorial Tower (top main photo) was one of the first structures completed on the present campus and sits east of the quadrangle (above, left). It represents the University as a memorial to those who gave their lives during World War I. Although it currently houses the LSU Anglo-American Art Museum, plans are in process to return Memorial Tower to a military museum as originally intended. The University lakes (above, right) on the LSU campus give various recreational options.



Louisiana State University and Agricultural & Mechanical College has, throughout its 155-year history, served the people of Louisiana, the region, the nation and the world. LSU is creating a revolution, one of pervasive change and advancement. The focus of the LSU community has been an increased commitment to excellence. Our progress has been dramatic and shows no sign of stopping.

Having witnessed many of yesterday's possibilities become today's tangible realities, the LSU community set forth to capitalize on its success. The goal was to improve our standing as a nationally competitive flagship university. Following intense discussions among the LSU Board of Supervisors, campus administrators, faculty and student leaders, the objectives required to reach this status crystallized, providing the impetus for LSU's National Flagship Agenda.

Why LSU?

"How could you put a price tag on the experience I had at LSU? You couldn't pay me enough money to take away the College World Series championship or the things I learned from (former LSU head coach) Skip Bertman to the relationships I have with guys like (former LSU teammates) Victor Brumfield and Blair Barbier. You meet all these guys and you have lifelong friends. I could go on and on about guys I still keep in close contact with."

"LSU is my home. It was a place where I made my name and a place where I was able to come here and have fun. It was the best three years of my life. While you are here, have fun and become a master of time management. You need to do what you have to do to make it. Work hard. I have been blessed. Baton Rouge is the place that helped me become who I am. I will never forget this place."



Shaquille O'Neal
LSU Basketball Player
1989-92
Four-time NBA Champion

"Throughout the entire recruiting process I always knew LSU was the best choice. Being from the great state of Louisiana, LSU was a home away from home. I knew that this would be a place I could grow as a student-athlete and a young man. The coaches, faculty, and the 92,000 marvelous fans only help to make the decision much easier. Looking back on it, I couldn't have asked for more from the experience."



Tyson Jackson
LSU Defensive End
2009 NFL Draft No. 3 Selection
Kansas City Chiefs

"As far back as I can remember (riding bicycles, playing little league baseball), I have literally bled purple and gold. It never crossed my mind that there was anywhere else to go other than LSU. The experiences and relationships that I developed at LSU have been an integral part of my life. No other colleges existed in my mind. I am fortunate to have attended a place that I considered a dream and look forward to my association with the University until the day I die."



David Toms
2001 PGA Champion
and LSU Graduate

Ryan Theriot

LSU Baseball (1999-2001)
Two-time MLB World Series
Champion with St. Louis
Cardinals and
San Francisco Giants



Did You Know?

- In the 2009, 2010, 2011, 2012, 2013 and 2014 editions of U.S. News & World Report's America's Best Colleges, LSU is ranked in the first tier for "Best National Universities."
- The LSU College of Engineering announced that more than 450 individual and corporate donors pledged \$52.5 million in private funds, fulfilling the college's commitment to a \$100 million public/private partnership to renovate Patrick F. Taylor Hall.
- LSU attracts about 13 percent of Louisiana's enrollment in higher education, producing about 26 percent of the state's baccalaureate graduates, 22 percent of master's graduates, and 47 percent of doctoral graduates.
- LSU is the only public university in Louisiana with top-tier designation by U.S. News and World Report and "Very High Research Activity" designation by the Carnegie Foundation. LSU's commitment to coastal studies is world-renowned.
- In the last 11 years, LSU students have earned more Truman scholarships than their counterparts at Princeton and Dartmouth, and no SEC or in-state university has more.
- According to a study published in the June 2014 Journal of Chemical Education, LSU is the top university in the nation in granting PhD degrees in chemistry to women and underrepresented minority students.



- LSU is one of only a handful of universities in the nation having land-grant, sea-grant and space-grant status.
- LSU ranks among the top 30 public universities in total research awards. The University's total federal funding – from agencies such as the National Science Foundation, National Institutes of Health, and the Department of Homeland Security – has increased 86 percent or more than \$90 million in recent years.
- LSU's student newspaper, The Daily Reveille, was recently awarded the prestigious Society of Professional Journalists' top honor, as it was named the "Best All-Around Daily Student Newspaper" in the United States.
- In 2009, the LSU Robert S. Reich School of Landscape Architecture was ranked among the top five schools in the nation by DesignIntelligence, the leading journal of the design professions. According to the results of the 2009 survey, LSU has the number two-ranked landscape architecture school in the United States.
- The E. J. Ourso College of Business was ranked in the Top 50 of the internationally known "Top Business Schools" in 2009 by Eduniversal and was recognized during the inaugural Eduniversal World Convention.



Bo Campbell Auditorium

The 1,000-seat auditorium is used through the year as a classroom and lecture hall. Each seat in the auditorium has space for a laptop and a modem hookup, providing each student unlimited learning opportunities. The auditorium also contains a movie theatre size screen to aid professors with lectures and classroom activities.

COX COMMUNICATIONS

Academic Center

FOR STUDENT-ATHLETES

Study Area

Included in the 54,000 square feet of the Academic Center are individual study areas as well as 14 private computer rooms for student-athletes to work one-on-one with tutors or by themselves.

Academic counselor Becca Hubbard (left) has helped 52 Tigers earn their degrees over the past seven years.



Amenities

- ▶ 54,000 square feet of working space
- ▶ 136 computer workstations
- ▶ 12 private computer rooms in a state-of-the-art computer lab
- ▶ Additional study rooms and classrooms for private or group study
- ▶ Electronic scheduling of tutoring sessions
- ▶ A 1,000-seat auditorium for classes and lectures

Computer Stations

The Cox Communications Academic Center for Student-Athletes is at the forefront of today's educational technology. Since the spring of 2009, the academic center has upgraded over 170 computers, including both PC and Mac.



The Library

The library provides a perfect setting for individual study, or with a tutor as a group.

Academic Center

A \$15 million renovation to the Gym Armory in 2002 made it one of the nation's premier academic centers. Improvements to the existing center give LSU student-athletes the best opportunity for success by providing access to the latest technology, as well as an array of expanded services.





Academic SUCCESS

Five Tigers received their degrees in May 2014 when the squad held a graduation ceremony at the team hotel during its road series at Auburn. (L-R): Coach Paul Mainieri, Nate Fury, Sean McMullen, Andre Legrand, Alex Edward, Shay Dubois, academic counselor Becca Hubbard.

CRITICAL TO THE DEVELOPMENT OF A STUDENT-ATHLETE IS AN ADEQUATE ACADEMIC FACILITY AND CAPABLE STAFF TO FURTHER THE ATHLETE'S PROGRESS.

The Cox Communications Academic Center for Student-Athletes is responsible for overseeing the educational development and progress toward graduation for all student-athletes. The staff acts as a liaison between the student-athlete and the academic communities and insures that student-athletes comply with academic rules established by the University, NCAA and Southeastern Conference. The staff also coordinates academic programs designed to assist student-athletes in acquiring a quality education.



Former LSU pitcher Bhrett McCabe received his Ph.D in psychology in 2003.



Michael Hollander, a four-time member of the SEC Academic Honor Roll, received his LSU Law School degree in May 2013.



LSUsports.net/360



Academic All-American Warren Morris (right), pictured with former LSU President Dr. William Jenkins, received a zoology degree in December, 1997.



Rick Greene graduated in communication studies in 2003. Greene was the top relief pitcher on LSU's first national championship team in 1991.



Seven LSU Baseball Players Named to 2014 SEC Academic Honor Roll

Brady Domangue

Nate Fury

Mark Laird

Sean McMullen

Zac Person

Chris Sciambra

Andrew Stevenson

EXCELLENCE IN THE CLASSROOM

The LSU baseball program has demonstrated excellence on and off the field since Paul Mainieri was hired in June 2006. Along with achieving national prominence on the diamond, the program has recorded a perfect 1,000 Academic Progress Rate, reaching that standard during the 2007-08 academic year.

"Having gone into this profession to be an educator and teacher, it is of course important for youngsters to fulfill their potential as baseball players, but it is even more important for them to earn their degrees and become contributing people in society once they finish their playing careers," Mainieri said.

Of the 81 baseball players that have concluded their collegiate careers at LSU during the eight-season Paul Mainieri Era, 51 Tigers have already earned their LSU degrees. Of the remaining 30 players, 27 are currently engaged in their professional baseball careers or just concluded their professional career in the last year, and many are working toward earning their degrees in the off seasons. Of the three players that have not earned their degree nor are playing professional baseball, one player - Christian Ibarra - is currently an LSU undergraduate assistant coach and will graduate in May 2015; and another, Kurt McCune, who just finished his career in 2014, is concluding his degree requirements, and will also graduate in May 2015. In summary, 80 of the 81 players that concluded their collegiate playing careers at LSU under Paul Mainieri in the last eight years will have earned a degree from LSU, will have played professional baseball, or will have both played pro ball AND earned a degree from LSU!

Over the eight seasons of Mainieri's tenure, 84 LSU players have earned SEC Academic Honor Roll recognition, including a school-record 14 players in 2008. The 2013 Tigers produced 13 SEC Academic Honor Roll representatives, the second-highest total in LSU baseball history.

Academic Center Staff



Kenneth Miles
Asst. Vice Chancellor/
Executive Director



Marisa Blackledge
Learning Specialist



Dr. Louise Bodack
Director of
Student Affairs



Jade Bryan
Associate Director,
Shaquille O'Neal
Life Skills Program



Lydia Dorsey
Assistant Tutorial Coordinator



Kydan Dover
Manager for Student Learning/
Learning Specialist



Dr. Earnie Fingers
Learning Specialist



Walt Holliday
Director of
Academic Affairs



Dorothy Kemp
Tutorial Coordinator/Learning
Specialist



Ericka Lavender
Associate Director



Jonathan Levesque
Information
Technology Manager



Calvin Marshall
Academic Advisor



Sarah Moran
Assistant to the
Executive Director



Jennifer Schuelke
Learning Specialist



Jason Shaw
Academic Advisor



Brenton Sumler
Life Skills Coordinator



Carole Walker
Senior Associate Director

LSU Baseball Graduates (December 1999 through December 2014)

Kurt Ainsworth
Ben Alsop
Ragan Baker
Blair Barbier
Kyle Beerbohm
Bryon Bennett
Tom Bernhardt
Kevin Berry
Paul Bertuccini
Michael Bonura
Christian Bourgeois
(Master's)
Joey Bourgeois
Jared Bradford
Daniel Bradshaw
Billy Brian
Steven Broschovsky
Nate Bumstead

Rhett Buteau
Ryan Byrd
Chris Cahill
Nolan Cain
Louis Coleman
Matt Colvin
Patrick Coogan
Chris Cotton
Kirk Cunningham
Josh Dalton
Mike Daly
Chase Dardar
Brad David
Wes Davis
Will Davis (Master's)
Blake Dean
Jason Determann
Beau Didier

Clay Dirks
Grant Dozar
Alex Edward
Jordan Faircloth
Kevin Farnsworth
Shawn French
Eddy Furniss
Matt Fury
Nate Fury
Jamin Garidel
Matt Gaudet
Cade Gautreau
Will Goodwin
Rick Greene
Weylin Guidry
Tyler Hanover
Clay Harris
Buzzy Haydel

Matt Heath
Derek Helenihi
Courtney Hernandez
Danny Higgins
Justin Hill
Trey Hodges
Michael Hollander (Law)
Chris Jackson
Ty Jensen
Mason Katz
Mike Koerner
Jeff Leaumont
Antonio Leonardi-
Cattolica
(Veterinary Medicine)
Jason Lewis
Jeremy Loftice
Mike Lowery

Mikie Mahtook
Barry Manuel
Spencer Mathews
Billy McBride
Bhrett McCabe (Ph.D.)
Trey McClure
Chris McDougall
Chris McGhee
Sean McMullen
Justin Meier
Lane Mestepey
David Miller
Tommy Morel
Brandon Nall
Mike Neal
Austin Nola
Tim Nugent
Chad Ogea

Stuart Peterson
Bo Pettit
Chris Phillips
Nicholas Pontiff
David Raymer
Raph Rhymes
Ryan Richard
Ben Saxon
Michael Serio
Darryl Shaffer
Kevin Shipp
Antoine Simon
Trey Simon
Collin Smith
Jordy Snikeris
(Master's)
Chucky Son
Bruce Sprowl

Nick Stavinoha
Johnnie Thibodeaux
Doug Thompson
Jake Tompkins
Chad Vaught
Gee Victoriano
Kevin Ward (MBA)
Trey Watkins
Dustin Weaver
Eric Wiethorn
Jonathan Wilhite
Jeremy Witten
Casey Yocom



Baseball

IN THE COMMUNITY

The Tigers visited St. Jude Children's Hospital in Memphis, Tenn., in April 2014 prior to the LSU-Ole Miss series in Oxford, Miss.



Coach Paul Mainieri participates in the ALS Walk to assist in the battle against Lou Gehrig's Disease.



LSU baseball players annually make Christmas a little brighter for several families in the Baton Rouge area as they deliver presents to families at the Christmas Toy Drive party in the Cox Communications Academic Center for Student-Athletes.



The Tigers visited the Omaha Children's Hospital during the 2009 College World Series.



“Through workshops, service projects, and social events, CHAMPS brings LSU student-athletes information that will prepare them for the biggest game of all - the game of life!”

-SHAQUILLE O'NEAL, LSU ALL-AMERICAN AND 15-TIME NBA ALL-STAR



The LSU baseball team participates each year in the Buddy Walk, an event designed to promote awareness and inclusion of people with Down Syndrome.

Community OUTREACH

The LSU baseball team has accumulated the most community service hours among the Tigers' male sports in each of the past eight years.



The Tigers participated in the opening of the Miracle League field in Baton Rouge, a facility designed for children with special needs.



Baseball players helped LSU freshmen move into their dorms at the start of the fall semester.



Athletic TRAINING

LSU boasts the largest and most complete athletic training facilities in all of collegiate athletics with both the Football Operations Center and the Broussard Center for Athletic Training in Tiger Stadium. Both are furnished with the latest in technology and equipment. The Operations Center training room features a full view of the practice fields, two hot/cold jacuzzis and an underwater treadmill. The Broussard Center includes an on-site x-ray room, an in-house pharmacy, as well as the largest hydrotherapy pool in both collegiate and professional sports and is one of the few collegiate training centers with a full-service pharmacy and a full-service vision center.

Hydrotherapy Treatment

An integral part of rehabbing and developing LSU student-athletes is the operations center's hot/cold jacuzzis and an underwater treadmill in a fully equipped Hydrotherapy room. The Broussard Training Center boasts the largest hydrotherapy pool in both collegiate and professional sports.



Broussard Athletic TRAINING CENTER



The two-story, 22,000-square-foot facility contains 20 treatment tables with the newest forms of modalities available, 14 taping stations, a 1,600-square-foot rehabilitation area which contains the latest rehabilitation equipment including the Cybex Norm, Woodway treadmills and Body Master select rise equipment. LSU's multi-million dollar athletic training facility is named in honor of Dr. Martin J. Broussard (left), the legendary trainer whose career spanned over 40 years at LSU.



Road To Recovery

LSU is one of the top schools in the nation in getting its student-athletes back on the track in a timely manner following an injury. The training staff takes a progressive approach to injury identification and thinks "outside of the box." LSU consults with allied health professionals and uses state-of-the-art surgical procedures that give an athlete a quicker recovery time while looking out for his or her future.



LSU baseball trainer Cory Couture (left)



Real-Time X-Rays

A new state-of-the-art fluoroscope was added in the summer of 2008 that provides LSU trainers the opportunity to take x-rays on site. The machine can provide real-time images of the internal structures of a patient.



Alex Box Stadium Training Room



Fueling Station

LSU Athletic Training is a pioneer in the use of sound nutritional practices for student-athletes with the addition of a full-time registered dietitian in Jamie Meeks.



Dental Center

A fully functional dental center, staffed by Dr. John Vance, is located inside the Broussard Center for Athletic Training.



Vision Center

Dr. Don Peavy conducts eye exams for LSU's student-athletes in a convenient location in the Broussard Center for Athletic Training.

Pharmacy

The LSU Athletic Training Pharmacy is the only one of its kind in college athletics. The LSU Athletic Training Pharmacy provides the Tigers with first-class service in a convenient location.



LSU baseball players work out at the state-of-the-art weight room located in the Football Operations Center. Jeremy Phillips (left) supervises the Tigers' strength and conditioning program.

Strength & CONDITIONING



LSU strength and conditioning coordinator Tommy Moffitt, who was named the 2003 College Football Strength and Conditioning Coach of the Year by the America Football Monthly, has proven to be a perfect fit in Purple and Gold. Since Moffitt joined the Tigers for the 2000 season, LSU has featured some of the best-conditioned student-athletes in the nation.

Prior to coming to LSU, Moffitt earned the 1999 College Football Strength and Conditioning Coach of the Year honor by the Professional Football Strength and Conditioning Coaches Society.

Moffitt's LSU staff features Jeremy Phillips, who supervises the baseball team's strength program.



GO ONLINE: LSUsports.net/360





Custom Weights

Custom iron-grip dumbbells and weights and equipment made by Body Masters and Eleiko. Watch and listen to a state-of-the-art video and sound system.

28 multi-purpose power stations
36 assorted selectorized machines

10 dumbbell stations
2 sets of 5-180 pound free weights

Strength and conditioning can be the heart and soul of an athletic program's success, and LSU has taken great strides to improve its strength program and facilities. LSU student-athletes enjoy one of the finest strength and conditioning facilities in the nation. It features the latest in both strength training and cardiovascular training equipment.

Right: Strength Coach Jeremy Phillips is in his seventh season with the LSU Baseball program.
Below: The Tigers trained with U.S. Marines during Fall 2014 conditioning drills.





All-American pitcher Aaron Nola meets the media at the 2013 College World Series.

Eyes ON THE TIGERS

ON THE TUBE

LSU appears on television 179 times over the past five seasons

The Tigers are the nation's most-watched team as LSU appears on national networks like ESPN, ESPN2, ESPNU, WatchESPN and the SEC Network, and on regional network Cox Sports Television.

HIGH RATINGS

Tigers win most-viewed CWS in 2009

The 2009 NCAA Men's College World Series was the most-viewed and highest-rated in ESPN and ESPN2 history – including the best-of-three Championship Series won by LSU over Texas.

ESPN's three Championship Series telecasts featuring the Tigers versus the Longhorns averaged 2,059,000 households; 2,762,000 total viewers; and a 2.1 rating, making it the most-viewed and highest-rated Series finals since the tournament expanded to the best-of-three format in 2003.



Paul Mainieri visits with ESPN's Erin Andrews during the 2009 CWS.

SOCIAL MEDIA

Tigers have over 400,000 Facebook and Twitter fans!

The LSU baseball program has increased its number of Facebook and Twitter fans to over 400,000 as the Tigers are the most-followed team in college baseball.

According to www.sportsfangraph.com, LSU Baseball has over 340,000 Facebook fans and nearly 80,000 Twitter followers.

LSU is No. 32 in the [sportsfangraph.com](http://www.sportsfangraph.com) rankings of baseball social media followers, trailing only 30 MLB clubs and MLB's official social media accounts. The Tigers are ranked ahead of every minor league organization and all other college baseball programs.

Fans can follow the LSU baseball program by accessing these addresses:

Facebook page: <http://www.facebook.com/lsubaseball>

Twitter URL: <http://twitter.com/lsubaseball>



MEDIA SPOTLIGHT

Tigers Receive Extensive National Coverage

Fans can find LSU Baseball information everywhere - in print, on the Internet and on TV and radio as dozens of media converge upon Alex Box Stadium each spring to cover the Tigers.



TIGERS GO GLOBAL

U.S. troops overseas show their support for LSU

LSU baseball coach Paul Mainieri welcomed a special guest to his Alex Box Stadium office in the summer of 2010, as Cpl. Brandon Spillman of the Louisiana Army National Guard presented him with a flag from the 256th Brigade Special Troops Battalion deployed in Iraq.

Spillman, a New Roads, La. resident, said the flag was a token of appreciation for the support the soldiers received from Mainieri and his players. The flag features the image of a castle, the symbol of the engineer corps of the Army.

"Coach Mainieri and his players autographed an LSU flag and mailed it to us in Iraq," Spillman explained. "It meant so much to us to know that the Tigers were thinking of us back home. We wanted to return the favor with the engineer flag signed by our entire company."

"We are extremely honored to receive this flag from Cpl. Spillman and are humbled by this gesture," Mainieri said. "Our soldiers in Iraq and around the world are real heroes, and we're thankful every day for their unselfish service to our country."



Shaquille O'Neal

A four-time NBA champion and 15-time All-Star, Shaquille O'Neal was one of the most dominant centers in NBA history. He announced his retirement from the NBA in June 2010 after a brilliant Hall of Fame career and has since become a television analyst on TNT. One of the most quotable figures on the planet, O'Neal earned his bachelor's degree from LSU in December 2000. In 2011, he penned his own biography, "Shaq Uncut, My Story," and then received his doctorate degree from Florida's Barry University in May 2012.

Lolo Jones

A three-time national champion hurdler at LSU, Lolo Jones continues to take the sporting world by storm. Jones became an inspirational figure as a two-time World Indoor Champion and the world record holder in the 60-meter hurdles with a time of 7.72. She competed in both the 2008 Beijing and 2012 London Olympic Games and became the first LSU athlete to ever grace the cover of Time Magazine in July 2012. A 2005 graduate of LSU, Jones is now a two-sport star. She was named to the U.S. National Bobsled Team that went on to claim gold at the 2013 FIBT World Championships and compete at the 2014 Winter Olympics.



Prominent LSU ALUMNI



Eduardo Aguirre, Jr.

Named the first Director of U.S. Citizenship and Immigration Services (USCIS) for the Department of Homeland Security in 2003, Aguirre, Jr., was the U.S. Ambassador to Spain from 2005 until 2009.



Lod Cook

Cook graduated from LSU with a bachelor's degree in mathematics in 1955 and then earned his Master's degree in petro engineering in 1955. Cook served as CEO of ARCO for nine years.



Seimone Augustus

A two-time NCAA Women's Basketball National Player of the Year, Augustus graduated from LSU in 2006. She is a two-time U.S. Olympic gold medalist and continues an All-Star pro career with the WNBA's Minnesota Lynx. She was named WNBA Finals MVP in 2012 after winning a WNBA title.



Carlos Roberto Flores

The president of Honduras from 1998-2002, Flores helped the nation recover after Hurricane Mitch devastated the country in 1998. Flores is married to the former Mary Carol Flake, also an alumnus of LSU.



James Carville

Carville received both a bachelor's degree and law degree from LSU and gained fame in the 1990s as the chief campaign strategist for Bill Clinton and Al Gore. Carville also penned a best-selling memoir titled "All's Fair: Love, War and Running for President."



Jim Flores

Flores graduated with two bachelor's of science degrees; one in corporate finance in 1981 and the second in petroleum land management in 1982. Flores serves as both chairman and CEO of Flores and Rucks, Inc., a publicly held independent oil and gas company.

Dr. Larry D. Arthur - AIDS researcher

Dr. Julian Bailes - expert in neurovascular disease. Chairman of the Department of Neurosurgery and Co-Director of the NorthShore Neurological Institute

John Ed Bradley - Former Sports Illustrated writer and novelist. Former LSU football player

Donna Brazile - Vice Chairwoman of the Democratic National Committee

John Breau - U.S. Senator (1987-2005) and U.S. Congressman (1972-86) from Louisiana

Will Calhoun - Executive Producer of television sitcom "Friends"

Cassandra Chandler - One of the Federal Bureau of Investigation's highest ranking African-American women as special agent in charge of the Norfolk Field office

"Lightning Joe" Lawton Collins - Chief of Staff for President Harry Truman

Bill Conti - Oscar-winning composer who has written theme music for several well-known movies, including "Rocky" and its sequels

Eric Arturo Delvalle - President of Panama (1985-1988)

Dr. Alexander William "Alex" Dunlap - Current chief veterinarian for NASA who is responsible for all NASA policies related to animal health and welfare

A. Wright Elliott - Retired executive vice president, Chase Manhattan Bank

Graves Erskine - U.S. Marine Corps General in WWII

Maxime A. Faget - Designed Mercury and Gemini spacecrafts

Mary Carol Flake Flores - Former first lady of Honduras

Murphy "Mike" Foster, Jr. - Former governor of Louisiana (1996-2004)

Kevin Griffin - Lead singer of the platinum-selling rock band "Better Than Ezra"

Paul Groves - Award-winning tenor with the Metropolitan Opera

Reinosuke Hara - Former president and CEO of Seiko Instruments

Bill Harp - Television set decorator for series including "L.A. Law" and "The Carol Burnett Show"

Pat Bodin - Former CIO of Exxon Mobil

Walter Hitesman - Former president, Reader's Digest

Hubert Humphrey - U.S. vice president (1965-69)

Adrian Mitchell - Chief Financial Officer and Chief Operating Officer of Crate & Barrel

W. Vernon Jones - Senior Scientist for Suborbital Research, NASA headquarters

Catherine D. "Kitty" Kimball - In 2009, was sworn in as first female to serve as chief justice of Louisiana's highest court

Delos "Kip" Knight - President of U.S. Retail Operations for H&R Block

Harry J. Longwell - Former Executive Vice President and Director of Exxon Mobil

Ray Marshall - Secretary of Labor under President Jimmy Carter

James E. Maurin - Founding partner and CEO of Stirling Properties, a national real estate services firm

Jake Lee Netteville - Former Managing Director of Postlethwaite and Netteville, the largest Louisiana-based public accounting firm

Edwin Newman - Former NBC News journalist and author

Carolyn Bennett Patterson - Former senior editor, National Geographic

J. Howard Rambin - Former CEO and Chairman of the Board, Texaco

Rex Reed - Drama critic, syndicated columnist

Maj. Gen. Thomas Rhame - Led 1st Infantry Division against Iraq during Persian Gulf War

Thomas O. Ryder - Chairman of the Board, The Reader's Digest Association

Steve Scalise - U.S. House Majority Whip

Frances Seghers - Senior VP of Sony Entertainment European Community Affairs, which includes Sony Music, Sony Pictures and Sony Playstation

Dolores Spikes - Former President of the Southern University System and the University of Maryland-Eastern Shore

Ray Strother - Author, political consultant

David Suarez - President and CEO of The Atlantic Company of America. Architect who restored the Washington Monument and the National Archives Building among others

Olympia Vernon - Award-winning author and recipient of an American Academy of Arts and Letters Award for her debut novel, Eden

Rebecca Wells - Author of the novel and film "Devine Secrets of the Ya-Ya Sisterhood"

Joanne Woodward - Academy Award-winning actress and wife of Paul Newman

LSU's enrollment is more than 29,000 students, including more than 1,600 international students and nearly 5,000 graduate students.



Mike Papajohn

The starting centerfielder on LSU's inaugural College World Series team in 1986, Mike Papajohn today is a prominent actor in Hollywood. Papajohn was the only actor to star in four \$150 million movies in the same calendar year doing so in 2009. The LSU alumnus has appeared in blockbuster films: Spiderman, Terminator Salvation, Transformers: Revenge of the Fallen and For the Love of the Game.

Dr. James Andrews

Arguably, the world's most renowned orthopedic surgeon for knee and shoulder injuries, Andrews is a 1963 graduate of LSU and a 1967 graduate of LSU Medical School. He has worked on numerous all-star athletes, including Michael Jordan, Drew Brees, Brett Favre and Albert Pujols. Andrews is also the founder of the American Sports Medicine Institute (ASMI).



Sylvia Fowles

Fowles was a two-time WBCA first-team All-American before going onto a pro career with the WNBA's Chicago Sky where she is currently one of the league's premier players. Most notably, Fowles was a member of U.S. Olympic Gold Medal teams in 2008 Beijing and 2012 London.



David Steiner

A 1982 LSU graduate, Steiner has served as the CEO of Waste Management since 2004. Under Steiner's leadership, the Houston-based company was named one of the World's Most Ethical Companies by Ethisphere in 2008.



Mary L. Landrieu

Landrieu became the first woman from Louisiana selected to a full term in the United States Senate in 1996. In 2014 she was appointed chair of the Senate Energy and Natural Resources Committee.



John Havens

A 1978 LSU graduate in geology, Havens is president of Seismic Exchange (SEI) and vice-chairman of the Houston Astros. He is also owner of Cal-a-Vie Health Spa in San Diego that was voted the No. 1 destination spa by "Travel + Leisure" magazine in 2013.



Suzanne Perron

A 1991 LSU graduate, Perron is a rising star in the design world having worked with top designers Vera Wang and Carolina Herrera. Perron has designed dresses for Hollywood stars Jennifer Lopez, Mariska Hargitay and Holly Hunter, among others.



Marty Sixkiller

Senior Technical Director for PDI/DreamWorks' movies "Antz," "Shrek," "Shrek 2," "Shrek the Third," "Madagascar" and "Over the Hedge".

LSU

GREATS

The following nine individuals are the only athletes to have their jerseys retired by LSU. Men's basketball has retired the No. 23 for Pete Maravich, No. 50 for Bob Pettit, Jr., No. 33 for Shaquille O'Neal and No. 40 for Rudy Macklin. Women's basketball retired the No. 33 for Seimone Augustus. Football's only two retired jerseys are the No. 20 worn by Billy Cannon and the No. 37 worn by Tommy Casanova. Baseball retired the No. 15 in honor of longtime coach and former athletics director Skip Bertman and the No. 19 for Ben McDonald. Casanova, Macklin and McDonald joined the prestigious list in May 2009. Augustus became the first woman in LSU Athletics history to have her jersey retired in January 2010.



50 Bob Pettit

Pettit led LSU to its first NCAA Final Four in 1953 and he later became the first player in NBA history to exceed the 20,000-plus point barrier. Pettit is a member of the NBA Hall of Fame, and in 1997, he was named as one of the top 50 players in NBA history.



23 Pete Maravich

"Pistol Pete," Maravich still holds the NCAA record for career points with 3,667 and for career scoring average with 44.2 points a game. He was selected the National Player of the Year in 1970 after leading the Tigers to the NIT Final Four. He scored 50-plus points an amazing 28 times. He went on to a 10-year professional career and was selected as one of the NBA's 50 greatest players in 1997.



20 Billy Cannon

One of the true legends of college football in the South, Billy Cannon was the 1959 Heisman Trophy winner and helped the Tigers to the 1958 national title. Cannon's most memorable performance came in 1959 against Ole Miss when No. 1 LSU trailed No. 3 Ole Miss 3-0 in the fourth quarter. He fielded a punt, broke seven tackles and returned it 89 yards for the 7-3 victory. He went on to a successful 11-year professional career.



33 Shaquille O'Neal

Shaquille O'Neal was the first pick in the 1992 NBA Draft. He was named MVP of the league in 2000 and was a three-time NBA Finals MVP after leading the Los Angeles Lakers to three World Championships. At LSU, O'Neal averaged 21.6 points and 13.6 rebounds for his career, and in 1991, he was named the World's Amateur Athlete of the Year as well as SEC Athlete of the Year and National Player of the Year. In 1997, he was named as one of the top 50 players in NBA history.



15 Skip Bertman

A legend in the college baseball ranks, Skip Bertman created a dynasty at LSU, guiding the Tigers to five national titles in a 10-year stretch from 1991-2000. He also coached the United States to a bronze medal at the 1996 Olympics in Atlanta and was an assistant on the gold medal-winning U.S. squad in Seoul, Korea, in 1988. Bertman retired from coaching following the 2001 season and served as LSU's athletics director for seven years. Bertman was inducted into the College Baseball Hall of Fame in 2006.



40 Rudy Macklin

Rudy Macklin was a two-time basketball All-American selection during his Tiger career from 1976-81 during which time he became LSU's all-time leading rebounder with 1,276 boards and the second-leading scorer in school history behind only the legendary Pete Maravich with 2,080 points. He led the Tigers to two Elite Eight appearances and the 1981 Final Four in Philadelphia. He still holds the school single game rebound record with 32, a mark like some of the great records in any sport that may never be broken.



Ben McDonald (left) and Skip Bertman (right) were honored with jersey retirement ceremonies in Alex Box Stadium.

About LSU Retired Jerseys

The retirement of the jerseys of Casanova, McDonald, Macklin and Augustus comes under a new provision of the LSU jersey retirement bylaws that says the retirement of an athlete's jersey in a particular sport does not preclude a current student-athlete in that sport from wearing the jersey number in that or any other sport, subject to the discretion of the head coach. This provision applies only to jerseys retired after January 1, 2007, so the numbers worn by Maravich, Pettit, O'Neal, Cannon and Bertman may never again be worn by future student-athletes in their respective sports. To have a jersey retired at LSU, an athlete must have completed intercollegiate competition for LSU a minimum of five years prior to nomination. Athletes must have demonstrated truly unusual and outstanding accomplishments, exceeding and in addition to all criteria used for Hall of Fame selection. Nominees must have a unanimous vote of support from the Hall of Fame committee.



37 Tommy Casanova

Tommy Casanova is the only three-time All-American in the history of LSU football and is a member of the College Football Hall of Fame. During his Tiger career from 1969-71, Casanova personified versatility for his myriad of talents as he played offense, defense, returned punts and kickoffs. One of just two three-time All-SEC performers at LSU, he played six seasons with the Cincinnati Bengals of the NFL while earning his medical degree.



19 Ben McDonald

Ben McDonald won the prestigious Golden Spikes Award, given annually to the nation's most outstanding player, in 1989 and is a member of the College Baseball Hall of Fame. He led LSU to two College World Series appearances. In 1989, McDonald was named National Player of the Year by Baseball America, The Sporting News and Collegiate Baseball. He was selected by the Baltimore Orioles as the No. 1 pick in the major league draft in 1989 and went on to enjoy a 10-year major league career with the Orioles and the Milwaukee Brewers.



33 Seimone Augustus

Seimone Augustus is the only women's basketball player in school history to earn State Farm Coaches Association All-America honors three times: 2004, 2005 and 2006. Augustus became LSU's first NCAA National Player of the Year, and she claimed the honor twice in 2005 and 2006. A 2006 graduate of LSU, Augustus was the 2012 WNBA Finals MVP after winning a world title. She also led the United States to Olympic gold medals at the 2008 Beijing and 2012 London Games.

World Class Tigers



Ashleigh Clare-Kearney

- In 2009, became first LSU gymnast to capture two individual national titles
- 2009 NCAA Woman of the Year Finalist



Aaron Hill

- Two-time MLB All-Star (2009, '12)
- 2009 American League Comeback Player of the Year
- Two-time Silver Slugger Award (2009, '12)



Sylvia Fowles

- Three-time All-American
- 2008, 2012 U.S. Olympic Gold Medalist
- WNBA All-Star Game MVP



Susan Jackson

- Three-time NCAA individual champion
- 2009-10 SEC Female Athlete of the Year




Esther Jones

- 21-time track All-American
- 1992 Olympic Gold medalist



Kimberlyn Duncan

- 2012 Bowerman Award winner
- Seven-time NCAA Champion
- 14-time track All-American




Richard Thompson

- Eight-time track All-American
- 2012 Olympic Silver medalist
- 2008 Olympic Silver medalist



David Toms

- Two-time SEC Golfer of the Year
- 2001 PGA Champion
- 13-time PGA Tour winner



Rachele Fico

- Two-time NFCA First-Team All-American
- 2013 NPF Draft No. 1 pick



Patrick Peterson

- Three-time NFL Pro Bowler (2011, '12, '13)
- Two-time NFL All-Pro (2011, '13)
- NFL Record most punt return yards by a rookie in a season

HALL OF FAME TIGERS



Skip Bertman directed LSU to five national championships and 11 CWS appearances.

Skip Bertman

2003 American Baseball Coaches Association Hall of Fame Inductee

2006 College Baseball Hall of Fame Inductee

LSU Jersey #15 Retired in May 2001

Skip Bertman is LSU's all-time winningest coach, as he compiled an 870-330-3 (.724) record in 18 seasons (1984-2001). Bertman, the National Coach of the Year in 1986, 1991, 1993, 1996, 1997 and 2000, and the 1996 United States Olympic head coach, guided the Tigers to five national championships (1991, 1993, 1996, 1997, 2000) and 11 College World Series appearances (1986, '87, '89, '90, '91, '93, '94, '96, '97, '98, '00). Under Bertman, LSU finished in the Top 7 in the national polls in 12 of his final 16 seasons. Bertman was a member of the inaugural class of the College Baseball Hall of Fame that was inducted in July 2006. He is one of only three coaches to have won five College World Series titles. Southern Cal's Dedeaux won 10 CWS crowns from 1958-78, and Augie Garrido has captured five championships with two schools (Cal State Fullerton, 1979, '84, '95; Texas, 2002, '05). Bertman was named to the CWS Legends team in 2010.



Ben McDonald, the 1989 Golden Spikes Award winner, still holds the LSU career strikeout mark with 373.

Ben McDonald

2008 College Baseball Hall of Fame Inductee

LSU Jersey #19 Retired in May 2009

McDonald, a 6-7 right-hander from Denham Springs, La., capped a magnificent 1989 season by receiving the Golden Spikes Award, given by the United States Baseball Federation to the nation's most outstanding amateur player. McDonald, who was also named National Player of the Year by Baseball America, The Sporting News and Collegiate Baseball, was the first player chosen in the free-agent amateur draft and made his major league debut with the Baltimore Orioles in September, 1989.

McDonald, who set an LSU career mark with 373 Ks, established Southeastern Conference standards for single-season strikeouts (202), innings pitched (152.1) and consecutive scoreless innings (44.2). A two-time All-American and a 1988 Olympic gold medalist, he finished his LSU career with a 29-14 record and a 3.24 ERA.

McDonald, who enjoyed an excellent 10-year major league career with the Orioles and Milwaukee Brewers, also lettered as an LSU basketball player. He was a member of the 1986-87 Tiger hoops squad which advanced to the Elite Eight of the NCAA Tournament.



Todd Walker was voted the Most Valuable Player of the 1993 College World Series.

Todd Walker

2009 College Baseball Hall of Fame Inductee

Todd Walker was voted in 1996 as the second baseman on the College World Series All-Time Team by the readers of the Omaha World-Herald. Walker, a 2006 inductee into the LSU Athletics Hall of Fame, completed a brilliant three-year LSU career in 1994 as he became the SEC's all-time leader in hits (310), runs (234), RBI (246) and total bases (557). A 1993 and 1994 All-America selection, he helped lead LSU to the '93 national championship and was named the Most Valuable Player of the CWS. Walker, a native of Bossier City, La., was a 1994 finalist for the Golden Spikes Award and the Smith Award, as he batted .393 with 18 homers and 68 RBI. He was also named the Most Outstanding Player of the '94 NCAA South Regional, and he was selected to the CWS All-Tournament team. Walker finished his career as LSU's all-time leader in hits, runs, RBI, total bases, home runs (52), doubles (61), triples (15) and batting average (.396). Walker was named to the CWS Legends team in 2010.



Eddy Furniss (left) was joined by Skip Bertman at the 2010 College Baseball Hall of Fame induction ceremony in Lubbock, Texas.

Eddy Furniss

2010 College Baseball Hall of Fame Inductee

LSU first baseman Eddy Furniss culminated a sterling four-year career by receiving the 1998 Dick Howser Trophy as college baseball's most outstanding player. Furniss, a 2007 inductee into the LSU Athletics Hall of Fame, finished his career as the SEC's all-time leader in hits (352), home runs (80), RBI (308), doubles, (87) and total bases (689). He is also No. 1 on the LSU career list for slugging percentage (.727) and walks (191). In NCAA annals, Furniss finished his career No. 3 all-time in total bases, No. 4 in home runs and doubles, and No. 5 in RBI. The Nacogdoches, Texas, native – who posted a .371 lifetime batting average – hit .403 in 1998 with 27 doubles, three triples, 28 homers, 85 runs and 76 RBI, earning First-Team All-America and all-SEC honors. He was also voted a second-team Academic all-American with a 3.5 gpa in zoology.



Paul Mainieri has guided LSU to three CWS berths in seven seasons.

Paul Mainieri

2014 ABCA Hall of Fame Inductee

Paul Mainieri, who directed LSU to the 2009 College World Series title, was inducted into the American Baseball Coaches Hall of Fame in January 2014. The 2009 national championship is one of the many highlights of Mainieri's seven-season tenure at LSU, which has featured three College World Series appearances, four NCAA Regional titles, two Southeastern Conference championships, four SEC Tournament titles and four SEC Western Division crowns. Entering his 32nd season as a college head coach, Mainieri is one of only five active NCAA coaches to have won a national championship and over 1,000 games during his career.

Mainieri joined in the ABCA Hall of Fame his father, Demie Mainieri, who directed Miami-Dade North Community College to 1,012 wins and a national title in his 30-year career. Demie and Paul Mainieri are the only father-son combination in the ABCA Hall of Fame.

MEN OF HONOR

Two of the finest men to wear an LSU baseball uniform - third baseman Wally Pontiff and pitcher Robbie Smith - were recognized on LSU's Wall of Honor, the center field wall of the original Alex Box Stadium. Their jersey numbers were painted on the wall as tributes to individuals who brought esteem to the university through their exploits on the field and through their accomplishments as vital citizens. Pontiff and Smith were honored posthumously.



Robbie Smith

Smith, a trooper for the Florida Highway Patrol, was killed in Miami in July 1997, when a man slammed his car into the back of Smith's parked police cruiser. The 34-year-old Smith, was trapped inside his car, which exploded on impact on Interstate 95.

Smith, a four-year veteran of the Florida Highway Patrol, had served with the Tri-County DUI Task Force for the 18 months prior to his death. The federally funded program allows nine state troopers from Dade, Broward and Palm Beach counties to stop drunk drivers and bring them to jail. For four years, Smith had been a member of the "One Hundred Club," a group of troopers recognized by the Florida Highway Patrol and Mothers Against Drunk Driving for having arrested more than 100 drunk drivers annually.

Smith came to the LSU baseball program in the fall of 1983 as a transfer from Miami Dade South Junior College. He pitched for head coach Skip Bertman's first two LSU teams in 1984 and 1985, serving as the '85 team captain. Smith earned 1985 all-Southeastern Conference honors, posting a 6-1 record and a 3.83 ERA in 80 innings of work. He recorded 71 strikeouts and 35 walks in helping the '85 Tigers win the SEC Western Division and advance to an NCAA regional for the first time in 10 years.

Smith pitched in the Minnesota Twins organization from 1985 to 1989, and he earned his bachelor's degree from LSU in 1989.

Smith is survived by his wife Lisa; their twins, Todd Michael and Taylor Marie; his parents David and Brenda Smith; and his brother Danny Smith, a former Florida Highway Patrol trooper. Danny Smith pitched at the University of Miami when Bertman worked as an assistant coach there.

Wally Pontiff

Pontiff died on July 24, 2002, in his parents' Metairie, La., home due to heart abnormalities.

A three-year letterman, the 21-year-old star was the designated hitter on LSU's 2000 NCAA championship team, and he was the Tigers' starting third baseman in 2001 and 2002. A biological sciences major with a 3.25 gpa, Pontiff was named to the 2002 District VI Academic all-America team, and he was a two-time of the Southeastern Conference Academic Honor Roll.

Pontiff was selected by the Oakland Athletics in the 21st round of the 2002 major league baseball draft. Prior to his death, he was considering a decision to either sign with the Athletics or return to LSU for his senior season.

As a freshman, Pontiff helped lead the Tigers to the 2000 national title, batting .347 with 20 doubles, seven homers and 45 RBI. He was voted the Most Outstanding Player of the 2000 SEC Tournament, and he was named an honorable mention Freshman all-American by Collegiate Baseball magazine.

Pontiff also hit .347 in 2001 with nine doubles, seven homers and 58 RBI. He earned first-team all-SEC recognition, and he was voted to the NCAA Baton Rouge Regional all-tournament team. The Tigers reached the NCAA Super Regional round and completed the season ranked No. 9 in the country.

He batted .339 in 2002 with 20 doubles, six homers and 46 RBI, earning second-team all-SEC honors as the Tigers advanced to an NCAA Super Regional and finished No. 11 in the nation.

Pontiff completed the 2002 season on the LSU career Top 10 lists in three offensive categories - hits (9th, 254), doubles (tied for 7th, 49) and batting average (10th, .344).

Prior to beginning his collegiate career, he was an honor roll student and all-state baseball player at Jesuit High School in New Orleans.

Pontiff is survived by his father Wally, Sr.; his mother, Terry; a younger sister, Haley; and a younger brother, Nicholas.



First-Team All-Americans



Allen Smith



Mike Miley



Ben McDonald



Wes Grisham



Lloyd Peever



Todd Walker



Eddy Furniss



Patrick Coogan

Allen Smith | LHP • Maysville, Ky.

1961 First-Team All-American

SMITH'S LSU CAREER STATISTICS

YEAR	W-L	ERA	IP	H	R	ER	BB	SO
1960	5-5	2.31	70.1	55	27	18	21	46
1961	10-2	1.34	88.0	53	18	13	25	75
1962	7-2	1.93	79.0	59	30	17	27	54
TOTAL	22-9	1.82	237.1	167	75	48	73	175

Mike Miley | INF • Metairie, La.

1974 First-Team All-American

MILEY'S LSU CAREER STATISTICS

YEAR	G	AB	R	H	AVG.	2B	3B	HR	RBI	BB	SO	SB
1972	39	120	27	40	.333	7	1	8	31	22	16	3
1973	31	99	22	27	.273	4	2	2	11	21	28	3
1974	35	102	19	28	.275	6	4	3	16	24	13	5
TOTAL	105	321	68	95	.280	17	7	13	58	67	57	11

Ben McDonald | RHP • Denham Springs, La.

1988 & 1989 First-Team All-American

1989 Golden Spikes Award Recipient

MCDONALD'S LSU CAREER STATISTICS

YEAR	G-GS	W-L	ERA	SV	CG	SHO	IP	H	R	ER	BB	SO
1987	14-4	2-3	4.06	1	0	0	37.2	43	19	17	4	27
1988	22-14	13-7	2.65	1	10	0	118.2	96	46	35	27	144
1989	26-21	14-4	3.49	4	8	3	152.1	124	68	59	40	202
TOTAL	62-39	29-14	3.24	6	18	3	308.2	263	133	111	71	373

Wes Grisham | OF • Norman, Okla.

1990 First-Team All-American

GRISHAM'S LSU CAREER STATISTICS

YEAR	G	AB	R	H	AVG.	2B	3B	HR	RBI	BB	SO	SB
1989	72	291	68	106	.364	26	6	19	85	31	44	11
1990	73	278	65	100	.360	18	4	11	72	34	41	5
TOTAL	145	569	133	206	.362	44	10	30	157	65	85	16

Lloyd Peever | RHP • Stonewall, Okla.

1992 First-Team All-American

1992 Collegiate Baseball National Player of the Year

PEEVER'S LSU CAREER STATISTICS

YEAR	G-GS	W-L	ERA	SV	CG	SHO	IP	H	R	ER	BB	SO
1992	17-15	14-0	1.98	0	3	1	104.2	67	25	23	20	116

Todd Walker | 2B • Bossier City, La.

1993 & 1994 First-Team All-American

1993 College World Series Most Outstanding Player

1992 National Freshman of the Year

All-Time College World Series Team

WALKER'S LSU CAREER STATISTICS


YEAR	AB	R	H	RBI	AVG.	2B	3B	HR	TB	SPCT.	BB	SO	SB
1992	250	72	100	76	.400	21	3	12	163	.652	38	28	18
1993	276	85	109	102	.395	17	11	22	214	.775	49	35	14
1994	257	77	101	68	.393	23	1	18	180	.700	52	28	19
TOTAL	783	234	310	246	.396	61	15	52	557	.711	139	91	51



Brett Laxton



Russ Johnson



Scott Schultz



Eddie Yarnall



Brandon Larson



Brad Cresse



Kurt Ainsworth



Aaron Hill

Brett Laxton | RHP • Audubon, N.J.

1993 First-Team All-American

1993 National Freshman of the Year

LAXTON'S LSU CAREER STATISTICS

YEAR	G-GS	W-L	ERA	SV	CG	SHO	IP	H	R	ER	BB	SO
1993	19-17	12-1	1.98	0	5	1	109	67	32	24	47	98
1994	14-14	4-5	4.36	0	1	0	66	63	46	32	38	54
1995	13-13	4-4	4.37	0	0	0	68	65	44	33	42	65
1996	14-12	8-2	3.54	0	0	0	56	50	29	22	28	55
TOTAL	60-56	28-12	3.34	0	6	1	299	245	151	111	155	272

Russ Johnson | SS • Denham Springs, La.

1994 First-Team All-American

1994 SEC Player of the Year

JOHNSON'S LSU CAREER STATISTICS

YEAR	G	AB	R	H	AVG.	2B	3B	HR	RBI	BB	SO	SB
1992	63	240	61	81	.338	16	3	7	49	29	35	16
1993	71	259	83	92	.355	18	3	8	58	67	24	19
1994	66	234	72	96	.410	26	4	17	74	67	25	26
TOTAL	200	733	216	269	.367	60	10	32	181	163	84	61

Scott Schultz | RHP • Sterling, Va.

1995 First-Team All-American

SCHULTZ' LSU CAREER STATISTICS

YEAR	G-GS	W-L	ERA	SV	CG	SHO	IP	H	R	ER	BB	SO
1992	21-10	8-3	2.90	0	3	1	93.1	80	32	31	29	76
1993	23-12	7-3	4.91	3	0	0	66.0	76	43	36	33	52
1994	19-17	12-2	3.26	1	4	1	118.2	112	60	43	29	131
1995	16-15	11-4	3.46	0	6	0	117.0	97	49	45	27	150
TOTAL	79-54	38-12	3.51	4	13	2	398.0	365	184	155	118	409

Eddie Yarnall | LHP • Coral Springs, Fla.

1996 First-Team All-American

YARNALL'S LSU CAREER STATISTICS

YEAR	G-GS	W-L	ERA	SV	CG	SHO	IP	H	R	ER	BB	SO
1994	5-5	0-0	10.95	0	0	0	12.1	12	16	15	10	17
1995	16-10	5-0	3.45	0	1	0	60	46	29	23	36	87
1996	19-17	11-1	2.38	0	3	0	124.2	89	37	33	52	156
TOTAL	40-32	16-1	3.24	0	4	0	197	147	82	71	98	260

Eddy Furniss | 1B • Nacogdoches, Texas

1996 & 1998 First-Team All-American

1998 Dick Howser Award Recipient

1996 SEC Player of the Year

FURNISS' LSU CAREER STATISTICS

YEAR	AVG.	G	AB	R	H	2B	3B	HR	RBI	BB	SO	SB-A
1995	.326	62	215	30	70	14	1	9	52	15	44	2-2
1996	.374	66	238	69	89	21	1	26	103	46	43	1-2
1997	.378	70	259	77	98	25	0	17	77	58	56	0-3
1998	.403	67	236	85	95	27	3	28	76	72	40	0-3
TOTAL	.371	265	948	261	352	87	5	80	308	191	183	3-10

Patrick Coogan | RHP • Baton Rouge, La.

1997 First-Team All-American

COOGAN'S LSU CAREER STATISTICS

YEAR	G-GS	W-L	ERA	SV	CG	SHO	IP	H	R	ER	BB	SO
1995	8-2	2-0	3.72	0	0	0	19.1	15	9	8	3	27
1996	26-10	6-0	4.13	1	0	0	80.2	88	48	37	28	95
1997	25-17	14-3	4.46	3	3	0	125	114	69	62	36	144
TOTAL	59-29	22-3	4.28	4	3	0	225	217	126	107	67	266



Jon Zeringue



Ryan Patterson



Blake Dean



Louis Coleman



Mikie Mahtook



Kevin Gausman

Brandon Larson | SS • San Antonio, Texas

1997 First-Team All-American

1997 College World Series Most Outstanding Player

LARSON'S LSU CAREER STATISTICS

YEAR	G	AB	R	H	AVG.	2B	3B	HR	RBI	BB	SO	SB
1997	69	289	82	110	.381	16	2	40	118	21	57	9

Brad Cresse | C • Seal Beach, Calif.

1998 & 2000 First-Team All-American

2000 Johnny Bench Award Recipient

CRESSE'S LSU CAREER STATISTICS

YEAR	G	AB	R	H	AVG.	2B	3B	HR	RBI	BB	SO	SB
1997	45	122	25	27	.221	4	0	9	22	9	49	0
1998	63	232	55	75	.323	13	0	29	90	32	66	0
1999	59	215	52	65	.302	11	0	10	39	26	47	2
2000	69	273	73	106	.388	21	0	30	106	39	51	1
TOTAL	236	842	205	273	.324	49	0	78	257	106	213	3

Kurt Ainsworth | RHP • Baton Rouge, La.

1999 First-Team All-American

2000 Olympic Gold Medalist

AINSWORTH'S LSU CAREER STATISTICS

YEAR	G-GS	W-L	ERA	SV	CG	SHO	IP	H	R	ER	BB	SO
1998	6-0	0-0	4.50	0	0	0	8.0	10	5	4	7	14
1999	22-19	13-6	3.45	1	5	2	130.1	114	65	50	48	157
TOTAL	28-19	13-6	3.51	1	5	2	138.1	124	70	54	55	171

Aaron Hill | SS • Visalia, Calif.

2003 First-Team All-American

2003 SEC Player of the Year

HILL'S LSU CAREER STATISTICS

YEAR	G-GS	AB	R	H	AVG.	2B	3B	HR	RBI	BB	SO	SB-SBA
2001	46-34	134	27	40	.299	5	1	5	36	15	17	6-7
2002	56-54	222	46	73	.329	18	2	9	47	20	20	10-11
2003	68-68	265	68	95	.358	27	4	9	67	47	21	9-11
TOTAL	170-156	621	141	208	.335	50	7	23	150	82	58	25-29

Jon Zeringue | RF • Thibodaux, La.

2004 First-Team All-American

2004 SEC Co-Player of the Year

ZERINGUE'S LSU CAREER STATISTICS

YEAR	G-GS	AB	R	H	AVG.	2B	3B	HR	RBI	BB	SO	SB-SBA
2002	36-30	98	10	24	.245	5	0	2	8	6	21	1-1
2003	60-59	227	50	77	.339	15	0	13	45	21	56	6-10
2004	65-65	255	56	98	.384	19	2	12	57	26	37	3-5
TOTAL	161-154	580	116	199	.343	39	2	27	110	53	114	10-16

Ryan Patterson | OF • Rowlett, Texas

2005 First-Team All-American

2003 & 2005 First-Team All-SEC

PATTERSON'S LSU CAREER STATISTICS

YEAR	G-GS	AB	R	H	AVG.	2B	3B	HR	RBI	BB	SO	SB-SBA
2003	64-63	263	59	92	.350	20	1	16	51	14	39	3-7
2004	65-65	293	70	100	.341	23	2	14	67	15	46	6-7
2005	61-61	249	74	92	.369	23	2	20	56	30	28	7-8
TOTAL	190-189	805	203	284	.353	66	5	50	174	59	113	16-22

Blake Dean | OF • Crestview, Fla.


2008 First-Team All-American

2008 NCAA Regional Most Valuable Player

2008 SEC Tournament Most Valuable Player

DEAN'S LSU CAREER STATISTICS

YEAR	AVG	GP	GS	AB	R	H	2B	3B	HR	RBI	BB	SO	SB	ATT
2007	.316	56	56	206	30	65	12	3	7	46	20	25	1	2
2008	.353	67	67	269	62	95	18	3	20	73	35	46	4	6
TOTAL	.337	123	123	475	92	160	30	6	27	119	55	71	5	8



Raph Rhymes



Alex Bregman



Mason Katz



Aaron Nola

Louis Coleman | RHP • Schlater, Miss.

2009 First-Team All-American

2009 SEC Pitcher of the Year

2009 First-Team All-SEC

COLEMAN'S LSU CAREER STATISTICS

YEAR	ERA	W	L	APP	GS	CG	SHO	CBO	SV	IP	H	R	ER	BB	SO
2006	6.14	5	6	15	13	0	0	0	0	80.2	95	60	55	33	50
2007	5.59	2	3	22	4	0	0	0	4	46.2	60	33	29	10	49
2008	1.95	8	1	23	3	0	0	0	2	55.1	45	15	12	10	62
2009	2.93	14	2	25	16	2	1	2	0	129.0	108	48	42	23	142
TOTAL	3.99	29	12	85	36	2	1	2	6	311.2	308	156	138	76	303

Mikie Mahtook | OF • Lafayette, La.

2011 First-Team All-American

2011 First-Team All-SEC

2009 SEC Tournament MVP

MAHTOOK'S LSU CAREER STATISTICS

YEAR	AVG	GP	GS	AB	R	H	2B	3B	HR	RBI	BB	SO	SB	ATT
2009	.316	63	49	196	41	62	8	3	7	38	14	41	9	13
2010	.335	61	61	239	68	80	19	4	14	50	38	54	22	32
2011	.383	56	56	196	61	75	12	5	14	56	41	32	29	38
TOTAL	.344	180	166	631	170	217	39	12	35	144	93	127	60	83

Kevin Gausman | RHP • Centennial, Colo.

2012 First-Team All-American

2012 First-Team All-SEC

GAUSMAN'S LSU CAREER STATISTICS

YEAR	ERA	W	L	APP	GS	CG	SHO	CBO	SV	IP	H	R	ER	BB	SO
2011	3.51	5	6	14	14	1	1	0	0	89.2	70	37	35	23	86
2012	2.77	12	2	18	17	2	0	2	0	123.2	106	42	38	28	135
TOTAL	3.08	17	8	32	31	3	1	2	0	213.1	176	79	73	51	221

Raph Rhymes | OF • Monroe, La.

2012 First-Team All-American

2012 SEC Player of the Year

2012 First-Team All-SEC

RHYMES' LSU CAREER STATISTICS

YEAR	AVG	GP	GS	AB	R	H	2B	3B	HR	RBI	BB	SO	SB	ATT
2011	.360	56	56	214	43	77	18	0	3	42	24	19	8	10
2012	.431	61	61	232	44	100	11	0	4	53	22	13	2	6
TOTAL	.397	117	117	446	87	177	29	0	7	95	46	32	10	16

Alex Bregman | SS • Albuquerque, N.M.

2013 First-Team All-American

2013 National and SEC Freshman of the Year

2013 Brooks Wallace Award Winner

BREGMAN'S LSU CAREER STATISTICS

YEAR	AVG	GP	GS	AB	R	H	2B	3B	HR	RBI	BB	SO	SB	ATT
2013	.369	67	67	282	59	104	18	7	6	52	24	25	16	17
2014	.316	63	63	244	35	77	16	0	6	47	27	21	12	18
TOTAL	.344	130	130	526	94	181	34	7	12	99	51	46	28	35

Mason Katz | 1B • Harahan, La.

2013 First-Team All-American

2013 First-Team All-SEC

2012 & 2011 Second-Team All-SEC

KATZ'S LSU CAREER STATISTICS

YEAR	AVG	GP	GS	AB	R	H	2B	3B	HR	RBI	BB	SO	SB	ATT
2010	.318	23	8	44	11	14	2	0	0	5	4	6	0	0
2011	.337	51	50	190	40	64	21	2	4	53	9	34	6	10
2012	.320	64	64	241	65	77	15	1	13	52	33	52	8	12
2013	.370	68	68	243	53	90	14	2	16	70	41	38	5	12
TOTAL	.341	206	190	718	169	245	52	5	33	180	87	130	19	34

Aaron Nola | RHP • Baton Rouge, La.

2014 College Baseball Foundation National Pitcher of the Year

2014 First-Team All-American

2014 SEC Pitcher of the Year

2013 First-Team All-American

2013 SEC Pitcher of the Year

2012 First-Team Freshman All-American

NOLA'S LSU CAREER STATISTICS

YEAR	ERA	W	L	APP	GS	CG	SHO	CBO	SV	IP	H	R	ER	BB	SO
2012	3.61	7	4	19	16	0	0	4	0	89.2	88	39	36	7	89
2013	1.57	12	1	17	17	5	3	2	0	126.0	83	30	22	18	122
2014	1.47	11	1	16	16	2	1	6	0	116.1	69	19	19	27	134
TOTAL	2.09	30	6	52	49	7	4	12	0	332.0	240	88	77	52	345

MAJOR LEAGUE TIGERS



MLB World Series Champions from LSU

INF Alvin Dark	New York Giants - 1954 (player)
	Oakland Athletics - 1974 (manager)
1B Joe Bill Adcock	Milwaukee Braves - 1957
LHP Mark Guthrie	Minnesota Twins - 1991
LHP Eddie Yarnall	New York Yankees - 1999 and 2000
LHP Randy Keisler	New York Yankees - 2000
RHP Russ Springer	Arizona Diamondbacks - 2001
RHP Curtis Leskanic	Boston Red Sox - 2004
RHP Brian Wilson	San Francisco Giants - 2010 and 2012
INF Mike Fontenot	San Francisco Giants - 2010
LHP Brian Tallet	St. Louis Cardinals - 2011
INF Ryan Theriot	St. Louis Cardinals - 2011
	San Francisco Giants - 2012

LSU's Major League All-Stars

Connie Ryan, 2B	Boston Braves (NL) - 1944
Alvin Dark, SS	New York Giants (NL) - 1951-52, 1954
Joe Bill Adcock, 1B	Milwaukee Braves (NL) - 1960
Albert Belle, OF	Cleveland Indians (AL) - 1993-96
	Chicago White Sox (AL) - 1997
Paul Byrd, RHP	Philadelphia Phillies (NL) - 1999
Brian Wilson, RHP	San Francisco Giants (NL) - 2008, 2010, 2011
Brad Hawpe, OF	Colorado Rockies (NL) - 2009
Aaron Hill, 2B	Toronto Blue Jays (AL) - 2009

Former LSU pitcher Brian Wilson helped lead San Francisco to the 2010 World Championship as the Giants' closer.



Connie Ryan began his career with the New York Giants and became an All-Star with the Boston Braves.



Sixty-five former LSU players have reached the major leagues, including 51 Tigers since 1987. LSU has had at least one former player make his MLB debut in 22 of the past 24 seasons. Pictured on page 51 are the former LSU players that have reached the big leagues since 1987.



Aaron Hill



Todd Walker



Brad Hawpe

LSU MAJOR LEAGUERS SINCE 1987



Kurt Ainsworth



Sean Barker



Albert Belle



Jim Bowie



Paul Byrd




Matt Clark



Louis Coleman



Roy Corcoran



Mike Fontenot



Charlie Furbush



Kevin Gausman



Rick Greene



Mark Guthrie



Will Harris




Brad Hawpe



Eric Hetzel



Aaron Hill



Trey Hodges



Russ Johnson



Ryan Jorgensen



Randy Keisler



Brandon Larson



Brett Laxton




DJ LeMahieu



Curtis Leskanic



Todd Linden



Barry Manuel



Ben McDonald



Warren Morris



Lyle Mouton



John O'Donoghue



Chad Ogea



Keith Osik



Clay Parker



Anthony Ranaudo



Jeff Reboulet



Armando Rios



Billy Sadler



Andy Sheets



Mike Sirotko



Greg Smith



Russ Springer



Nick Stavinoha



Brian Tallet



Ryan Theriot



Ryan Verdugo



Jack Voigt



Todd Walker



Brian Wilson



Eddie Yarnall



Shane Youman

Below is a complete listing of Tigers in the Major Leagues, spanning every era of LSU's 122-year baseball history.

Joe Bill Adcock, OF/1B

Coushatta, La.
LSU: 1947
PLAYER
Cincinnati Reds: 1950-52
Milwaukee Braves: 1953-62
Cleveland Indians: 1963
Los Angeles/California Angels: 1964-66
MANAGER
Cleveland Indians: 1967

Kurt Ainsworth, RHP

Baton Rouge, La.
LSU: 1997-99
San Francisco Giants: 2001-03
Baltimore Orioles: 2003-04

A.W. Baird, INF

Cleburne, Texas
LSU: 1916
New York Giants: 1917, 1919

Sean Barker, OF

Bakersfield, Calif.
LSU: 2001-02
Colorado Rockies: 2007

Albert Belle, OF

Shreveport, La.
LSU: 1985-87
Cleveland Indians: 1989-96
Chicago White Sox: 1997-98
Baltimore Orioles: 1999-2000

Buddy Blair, 3B

Columbia, Miss.
LSU: 1933-34, 1936
Philadelphia Athletics: 1942

Jim Bowie, 1B

Fairfield, Calif.
LSU: 1986
Oakland Athletics: 1994-95

Paul Byrd, RHP

Louisville, Ky.
LSU: 1989-91
New York Mets: 1995-96
Atlanta Braves: 1997-98
Philadelphia Phillies: 1998-2001
Kansas City Royals: 2001-02
Atlanta Braves: 2003-04
Los Angeles Angels: 2005
Cleveland Indians: 2006-08
Boston Red Sox: 2008-09

Matt Clark, INF

Fontana, Calif.
LSU: 2008
Milwaukee Brewers: 2014

Louis Coleman, RHP

Schlater, Miss.
LSU: 2006-09
Kansas City Royals: 2011-14

Roy Corcoran, RHP

Slaughter, La.
LSU: 2001
Montreal Expos: 2003-04
Washington Nationals: 2006
Seattle Mariners: 2008-09

Walker Cress, P

Ben Hur, Va.
LSU: 1938-39
Cincinnati Reds: 1948-49

Alvin Dark, INF/OF/P

Comanche, Okla.
LSU: 1943
PLAYER
Boston Braves: 1946, 1948-49
New York Giants: 1950-56
St. Louis Cardinals: 1956-58
Chicago Cubs: 1958-59
Philadelphia Phillies: 1960
Milwaukee Braves: 1960
MANAGER
San Francisco Giants: 1961-64
Kansas City Athletics: 1966-67
Cleveland Indians: 1968-71
Oakland Athletics: 1974-75
San Diego Padres: 1977

John Fetzner, P

Baton Rouge, La.
LSU: 1944
Boston Braves: 1948

Mike Fontenot, INF

Slidell, La.
LSU: 2000-01
Chicago Cubs: 2005, 2007-10
San Francisco Giants: 2010-11
Philadelphia Phillies: 2012

Mark Freeman, P

Memphis, Tenn.
LSU: 1949-51
Kansas City Athletics: 1959
New York Yankees: 1959
Chicago Cubs: 1960

Charlie Furbush, LHP

South Portland, Maine
LSU: 2007
Detroit Tigers: 2011
Seattle Mariners: 2011-14

Kevin Gausman, RHP

Centennial, Colo.
LSU: 2011-12
Baltimore Orioles: 2013-14

Rick Greene, RHP

Miami, Fla.
LSU: 1990-92
Cincinnati Reds: 1999
Minnesota Twins: 2000

Mark Guthrie, LHP

Venice, Fla.
LSU: 1984-87
Minnesota Twins: 1989-95
Los Angeles Dodgers: 1995-98
Boston Red Sox: 1999
Chicago Cubs: 1999-2000
Tampa Bay Devil Rays: 2000
Toronto Blue Jays: 2000
Oakland Athletics: 2001
New York Mets: 2002
Chicago Cubs: 2003

Will Harris, RHP

Slidell, La.
LSU: 2003-06
Colorado Rockies: 2012
Arizona Diamondbacks: 2013-14

Brad Hawpe, OF/1B

Fort Worth, Texas
LSU: 1999-2000
Colorado Rockies: 2004-10
Tampa Bay Rays: 2010
San Diego Padres: 2011
Los Angeles Angels: 2013

Eric Hetzel, RHP

Crowley, La.
LSU: 1985
Boston Red Sox: 1989-90
Baltimore Orioles: 1991

Aaron Hill, INF

Visalia, Calif.
LSU: 2001-03
Toronto Blue Jays: 2006-11
Arizona Diamondbacks: 2011-14

Trey Hodges, RHP

Spring, Texas
LSU: 1999-2000
Atlanta Braves: 2002-03

Roland B. Howell, P

Napoleonville, La.
LSU: 1910-12
St. Louis Cardinals: 1912

Russ Johnson, SS

Denham Springs, La.
LSU: 1992-94
Houston Astros: 1997-2000
Tampa Bay Devil Rays: 2000-02
New York Yankees: 2005

Ryan Jorgensen, C

Kingwood, Texas
LSU: 2000
Florida Marlins: 2005
Cincinnati Reds: 2007-08
Minnesota Twins: 2008

Randy Keisler, LHP

Richards, Texas
LSU: 1998
New York Yankees: 2000-01
San Diego Padres: 2003
Cincinnati Reds: 2005
Oakland Athletics: 2006
St. Louis Cardinals: 2007

Brandon Larson, INF

San Antonio, Texas
LSU: 1997
Cincinnati Reds: 2001-04

Brett Laxton, RHP

Audubon, N.J.
LSU: 1993-96
Oakland Athletics: 1999
Kansas City Royals: 2000

DJ LeMahieu, INF

Bloomfield Hills, Mich.
LSU: 2008-09
Chicago Cubs: 2011-12
Colorado Rockies: 2012-14

Curtis Leskanic, RHP

Munhall, Pa.
LSU: 1988-89
Colorado Rockies: 1993-99
Milwaukee Brewers: 2000-03
Kansas City Royals: 2003-04
Boston Red Sox: 2004

Todd Linden, OF

Bremerton, Wash.
LSU: 2001
San Francisco Giants: 2003-07
Florida Marlins: 2007

Dave Madison, P

Brooksville, Miss.
LSU: 1941, 1943
New York Yankees: 1950
St. Louis Browns: 1952
Detroit Tigers: 1952-53

Barry Manuel, RHP

Mamou, La.
LSU: 1985-87
Texas Rangers: 1991-93
Baltimore Orioles: 1994
Montreal Expos: 1995-96
New York Mets: 1997
Arizona Diamondbacks: 1998

Ben McDonald, RHP

Denham Springs, La.
LSU: 1987-89
Baltimore Orioles: 1989-95
Milwaukee Brewers: 1996-97

Mike Miley, SS

Metairie, La.
LSU: 1972-74
California Angels: 1975-76

Joe Moock, 3B

Plaquemine, La.
LSU: 1964
New York Mets: 1967

Warren Morris, INF

Alexandria, La.
LSU: 1993-96
Pittsburgh Pirates: 1999-2001
Minnesota Twins: 2002
Detroit Tigers: 2003

Lyle Mouton, OF

Lafayette, La.
LSU: 1990-91
Chicago White Sox: 1995-97
Baltimore Orioles: 1998
Milwaukee Brewers: 1999-2000
Florida Marlins: 2001

John O'Donoghue, LHP

Elkton, Md.
LSU: 1988-90
Baltimore Orioles: 1993-94
Los Angeles Dodgers: 1994-96

Chad Ogea, RHP

Lake Charles, La.
LSU: 1989-91
Cleveland Indians: 1994-98
Philadelphia Phillies: 1999
Tampa Bay Devil Rays: 1999-2000

Keith Osik, C

Wading River, N.Y.
LSU: 1988-90
Pittsburgh Pirates: 1996-2002
Milwaukee Brewers: 2003
Baltimore Orioles: 2004
Washington Nationals: 2005

Clay Parker, RHP

Grayson, La.
LSU: 1982-85
Seattle Mariners: 1987
New York Yankees: 1988-89
Detroit Tigers: 1990-91
Oakland Athletics: 1991

Anthony Ranaudo, RHP

Jackson, N.J.
LSU: 2008-10
Boston Red Sox: 2014

Jeff Reboulet, INF

Kettering, Ohio
LSU: 1985-86
Minnesota Twins: 1992-96
Baltimore Orioles: 1997-99
Kansas City Royals: 2000
Los Angeles Dodgers: 2001-02
Pittsburgh Pirates: 2003

Armando Rios, OF

Carolina, Puerto Rico
LSU: 1991-93
San Francisco Giants: 1998-2001
Pittsburgh Pirates: 2001-02
Chicago White Sox: 2003

Connie Ryan, INF

New Orleans, La.
LSU: 1941
New York Giants: 1942
Boston Braves: 1943-50
Cincinnati Reds: 1950-51
Philadelphia Phillies: 1952-53
Chicago White Sox: 1953
Cincinnati Reds: 1953-54

Billy Sadler, RHP

Pensacola, Fla.
LSU: 2003
San Francisco Giants: 2006

Andy Sheets, INF

St. Amant, La.
LSU: 1991-92
Seattle Mariners: 1996-97
San Diego Padres: 1998
Anaheim Angels: 1999
Boston Red Sox: 2000
Tampa Bay Devil Rays: 2001-02

Mike Sirotko, LHP

Houston, Texas
LSU: 1990-93
Chicago White Sox: 1995-2000

Greg Smith, LHP

Alexandria, La.
LSU: 2003-05
Oakland Athletics: 2008
Colorado Rockies: 2010

Russ Springer, RHP

Pollock, La.
LSU: 1987-89
New York Yankees: 1992
California Angels: 1993-95
Philadelphia Phillies: 1995-96
Houston Astros: 1997
Arizona Diamondbacks: 1998
Atlanta Braves: 1998-99
Arizona Diamondbacks: 2000-01
St. Louis Cardinals: 2003
Houston Astros: 2004-06
St. Louis Cardinals: 2007-08
Oakland Athletics: 2009
Tampa Bay Rays: 2009
Cincinnati Reds: 2010

Nick Stavino, OF

Houston, Texas
LSU: 2004-05
St. Louis Cardinals: 2008-10

Art Swanson, P

Baton Rouge, La.
LSU: 1954
Pittsburgh Pirates: 1955-57

Brian Tallet, LHP

Bethany, Okla.
LSU: 1998-2000
Cleveland Indians: 2002-05
Toronto Blue Jays: 2006-11
St. Louis Cardinals: 2011

Ryan Theriot, INF

Baton Rouge, La.
LSU: 1999-2001
Chicago Cubs: 2005-10
Los Angeles Dodgers: 2010
St. Louis Cardinals: 2011
San Francisco Giants: 2012

Ryan Verdugo, LHP

Lake Stevens, Wash.
LSU: 2008
Kansas City Royals: 2012

Jack Voigt, OF

Venice, Fla.
LSU: 1985-87
Baltimore Orioles: 1992-95
Texas Rangers: 1995-96
Milwaukee Brewers: 1997
Texas Rangers: 1998
Oakland Athletics: 1998

Todd Walker, INF

Bossier City, La.
LSU: 1992-94
Minnesota Twins: 1996-2000
Colorado Rockies: 2000-01
Cincinnati Reds: 2001-02
Boston Red Sox: 2003
Chicago Cubs: 2004-06
San Diego Padres: 2006
Oakland Athletics: 2007

Randy Wiles, LHP

New Orleans, La.
LSU: 1970-73
Chicago White Sox: 1977

Brian Wilson, RHP

Londonderry, N.H.
LSU: 2001-03
San Francisco Giants: 2006-12
Los Angeles Dodgers: 2013-14

Eddie Yarnall, LHP

Coral Springs, Fla.
LSU: 1994-96
New York Yankees: 1999-2000
Cincinnati Reds: 2000-01

Shane Youman, LHP

New Iberia, La.
LSU: 1998-2001
Pittsburgh Pirates: 2006-07



Walker Cress pitched for the Cincinnati Reds in 1948-49.

Kurt Ainsworth RHP

YEAR	G-GS	W-L	ERA	SV	CG	SHO	IP	H	R	ER	BB	SO
1998	6-0	0-0	4.50	0	0	0	8.0	10	5	4	7	14
1999	22-19	13-6	3.45	1	5	2	130.1	114	65	50	48	157
TOTALS	28-19	13-6	3.51	1	5	2	138.1	124	70	54	55	171

Sean Barker OF

YEAR	AVG	GP-GS	AB	R	H	2B	3B	HR	RBI	BB	SO	SB-ATT
200	.338	38-21	80	24	27	7	1	3	16	14	14	4-5
2002	.382	66-66	267	47	102	16	0	8	62	22	42	24-28
TOTAL	.372	104-87	347	71	129	23	1	11	78	36	56	28-33

Albert Belle OF

YEAR	AB	R	H	RBI	AVG.	2B	3B	HR	TB	SPCT.	BB	SO	SB
1985	150	32	41	40	.273	9	3	7	76	.507	20	35	2
1986	243	63	86	66	.354	13	5	21	172	.708	40	55	17
1987	192	62	67	66	.349	8	3	21	144	.750	49	50	19
TOTALS	585	157	194	172	.332	32	11	49	392	.670	109	140	38

Jim Bowie 1B

YEAR	AB	R	H	RBI	AVG.	2B	3B	HR	TB	SPCT.	BB	SO	SB
1986	244	63	88	62	.361	18	2	16	158	.648	40	28	7

Paul Byrd RHP

YEAR	G-GS	W-L	ERA	SV	CG	SHO	IP	H	R	ER	BB	SO
1989	27-10	6-2	3.38	1	0	0	90.7	70	46	34	45	73
1990	29-19	17-6	3.84	1	6	1	140.7	147	74	60	52	130
1991	21-18	8-3	4.66	2	1	0	102.3	113	64	53	50	116
TOTALS	77-44	31-11	3.96	4	7	1	333.7	330	184	147	147	319

Matt Clark 1B

YEAR	AVG	GP	GS	AB	R	H	2B	3B	HR	RBI	TB	SLG%	BB	SO	SB-ATT
2008	.344	65	64	227	57	78	17	0	28	64	179	.789	40	61	1-1

Louis Coleman RHP

YEAR	ERA	W	L	APP	GS	CG	SHO	CBO	SV	IP	H	R	ER	BB	SO
2006	6.14	5	6	15	13	0	0	0	0	80.2	95	60	55	33	50
2007	5.59	2	3	22	4	0	0	0	4	46.2	60	33	29	10	49
2008	1.95	8	1	23	3	0	0	0	2	55.1	45	15	12	10	62
2009	2.93	14	2	25	16	2	1	2	0	129.0	108	48	42	23	142
TOTAL	3.99	29	12	85	36	2	1	2	6	311.2	308	156	138	76	303

Roy Corcoran RHP

YEAR	G-GS	W-L	ERA	SV	CG	SHO	IP	H	R	ER	BB	SO
2001	28-3	8-4	5.48	0	0	0	69.0	67	47	42	31	62

Mike Fontenot 2B

YEAR	GP-GS	AB	R	H	AVG	2B	3B	HR	RBI	BB	SO	SB-ATT
2000	69-69	292	93	103	.353	13	3	17	64	41	65	8-9
2001	59-57	221	64	75	.339	13	0	14	50	40	45	7-11
TOTAL	128-126	513	157	178	.347	26	3	31	114	81	110	15-20

Charlie Furbush LHP

YEAR	ERA	W	L	APP	GS	CG	SHO	CBO	SV	IP	H	R	ER	BB	SO
2007	4.95	3	9	16	16	0	0	0	0	87.1	104	63	48	37	88

Kevin Gausman RHP

YEAR	ERA	W	L	APP	GS	CG	SHO	CBO	SV	IP	H	R	ER	BB	SO
2011	3.51	5	6	14	14	1	1	0	0	89.2	70	37	35	23	86
2012	2.77	12	2	18	17	2	0	2	0	123.2	106	42	38	28	135
TOTAL	3.08	17	8	32	31	3	1	2	0	213.1	176	79	73	51	221

Rick Greene RHP

YEAR	G-GS	W-L	ERA	SV	CG	SHO	IP	H	R	ER	BB	SO
1990	34-2	1-3	4.30	7	0	0	67	81	42	32	28	38
1991	41-0	7-2	3.17	14	0	0	48.1	37	19	17	23	51
1992	28-0	5-3	3.02	8	0	0	53.2	38	19	18	25	62
TOTALS	103-2	13-8	3.57	29	0	0	169	156	80	67	76	151

Mark Guthrie LHP

YEAR	G-GS	CG	W-L	ERA	IP	H	R	ER	BB	SO	HB	WP	SHO	SV
1984	10-3	1	3-0	2.00	36	27	15	8	18	46	0	2	0	1
1985	26-8	0	6-8	3.39	77.3	72	37	29	32	76	0	4	0	3
1986	25-22	4	9-2	4.24	123.3	121	70	58	59	122	3	7	1	3
1987	21-14	1	8-4	2.61	82.7	63	38	24	28	69	5	4	0	0
TOTALS	82-47	6	26-14	3.35	319.3	283	160	119	137	313	8	17	1	7

Will Harris RHP

YEAR	ERA	W	L	APP	GS	CG	SHO	CBO	SV	IP	H	R	ER	BB	SO
2004	3.00	0	0	3	0	0	0	0	0	3.0	4	1	1	3	2
2006	3.79	1	2	13	0	0	0	0	4	19.0	17	9	8	7	20
TOTAL	3.68	1	2	16	0	0	0	0	4	22.0	21	10	9	10	22

Brad Hawpe OF/1B


YEAR	G	AB	R	H	AVG.	2B	3B	HR	RBI	BB	SO	SB-SBA
1999	31	117	27	38	.325	8	0	12	30	8	25	0-0
2000	69	287	71	104	.362	36	1	12	84	42	44	1-1
TOTALS	100	404	98	142	.351	44	1	24	114	50	69	1-1



Kurt Ainsworth



Mark Guthrie



Trey Hodges



Curtis Leskanic



Todd Linden



Warren Morris

Eric Hetzel RHP

YEAR	A	GS	CG	W	L	ERA	IP	H	R	ER	BB	SO	HB	WP	BK	SHO	SV
1985	23	17	2	10	4	3.77	105	86	53	44	60	99	2	8	1	0	0

Aaron Hill SS

YEAR	G-GS	AB	R	H	AVG.	2B	3B	HR	RBI	BB	SO	SB-SBA
2001	46-34	134	27	40	.299	5	1	5	36	15	17	6-7
2002	56-54	222	46	73	.329	18	2	9	47	20	20	10-11
2003	68-68	265	68	95	.358	27	4	9	67	47	21	9-11
TOTAL	170-156	621	141	208	.335	50	7	23	150	82	58	25-29

Trey Hodges RHP

YEAR	G-GS	W-L	ERA	SV	CG	SHO	IP	H	R	ER	BB	SO
1999	13-7	3-2	7.08	0	0	0	34.1	50	31	27	8	38
2000	20-6	5-2	5.25	2	0	0	60.0	79	42	35	23	52
TOTALS	33-13	8-4	5.92	2	0	0	94.1	129	73	62	31	90

Russ Johnson SS

YEAR	G	AB	R	H	AVG.	2B	3B	HR	RBI	BB	SO	SB
1992	63	240	61	81	.338	16	3	7	49	29	35	16
1993	71	259	83	92	.355	18	3	8	58	67	24	19
1994	66	234	72	96	.410	26	4	17	74	67	25	26
TOTALS	200	733	216	269	.367	60	10	32	181	163	84	61

Ryan Jorgensen C

YEAR	G	AB	R	H	AVG.	2B	3B	HR	RBI	BB	SO	SB-A
2000	44	116	23	35	.302	13	1	4	23	15	27	3-4

Randy Keisler LHP

YEAR	ERA	W-L	G	GS	CG	SHO	SV	IP	H	R	ER	BB	SO
1998	4.61	9-5	27	12	2	1	2	99.2	97	65	51	33	135

Brandon Larson INF

YEAR	G	AB	R	H	AVG.	2B	3B	HR	RBI	BB	SO	SB
1997	69	289	82	110	.381	16	2	40	118	21	57	9

Brett Laxton RHP

YEAR	G-GS	W-L	ERA	SV	CG	SHO	IP	H	R	ER	BB	SO
1993	19-17	12-1	1.98	0	5	1	109	67	32	24	47	98
1994	14-14	4-5	4.36	0	1	0	66	63	46	32	38	54
1995	13-13	4-4	4.37	0	0	0	68	65	44	33	42	65
1996	14-12	8-2	3.54	0	0	0	56	50	29	22	28	55
TOTALS	60-56	28-12	3.34	0	6	1	299	245	151	111	155	272

DJ LeMahieu INF

YEAR	AVG	GP	GS	AB	R	H	2B	3B	HR	RBI	BB	HBP	SO	SB	ATT
2008	.337	68	67	258	56	87	11	1	6	44	20	3	31	10	11
2009	.350	72	72	274	57	96	13	4	5	43	31	5	41	12	16
TOTAL	.344	140	139	532	113	183	24	5	11	87	51	8	72	22	27

Curtis Leskanic RHP

YEAR	G-GS	W-L	ERA	SV	CG	SHO	IP	H	R	ER	BB	SO
1988	2-0	0-0	0.00	0	0	0	1.3	1	0	0	1	2
1989	29-15	15-2	3.19	3	1	0	115.7	102	54	41	51	120
TOTALS	31-15	15-2	3.15	3	1	0	117.0	103	54	41	52	122

Todd Linden OF

YEAR	G-GS	AB	R	H	AVG.	2B	3B	HR	RBI	BB	SO	SB-SBA
2001	66-65	256	65	80	.312	14	1	20	76	26	49	9-11

Barry Manuel RHP

YEAR	G-GS	W-L	ERA	SV	CG	SHO	IP	H	R	ER	BB	SO
1985	1-0	0-0	0.00	0	0	0	2.0	0	0	0	5	2
1986	41-0	10-3	2.37	9	0	0	72.7	41	23	19	46	91
1987	32-0	5-2	2.83	9	0	0	60.3	39	23	19	43	72
TOTALS	74-0	15-5	2.53	18	0	0	135.0	80	46	38	94	165

Ben McDonald RHP

YEAR	G-GS	W-L	ERA	SV	CG	SHO	IP	H	R	ER	BB	SO
1987	14-4	2-3	4.06	1	0	0	37.7	43	19	17	4	27
1988	22-14	13-7	2.65	1	10	0	118.7	96	46	35	27	144
1989	26-21	14-4	3.49	4	8	3	152.3	124	68	59	40	202
TOTALS	62-39	29-14	3.24	6	18	3	308.7	263	133	111	71	373

Warren Morris INF

YEAR	G	AB	R	H	AVG.	2B	3B	HR	RBI	BB	SO	SB
1994	64	229	58	65	.284	7	0	4	33	51	45	9
1995	64	252	70	93	.369	17	3	8	50	49	31	18
1996	28	75	24	30	.400	3	0	1	19	11	12	4
TOTALS	156	556	152	188	.338	27	3	13	102	111	88	31

Lyle Mouton OF

YEAR	AB	R	H	RBI	AVG.	2B	3B	HR	TB	SPCT.	BB	SO	SB
1990	174	44	61	41	.351	23	6	9	111	.638	33	39	5
1991	249	78	88	62	.355	17	2	13	148	.587	52	44	20
TOTALS	422	122	149	103	.353	40	8	22	259	.614	85	83	25

John O'Donoghue LHP

YEAR	G-GS	W-L	ERA	SV	CG	SHO	IP	H	R	ER	BB	SO
1988	10-2	1-0	3.78	3	0	0	16.7	12	13	7	23	21
1989	12-6	3-1	4.99	1	0	0	30.7	34	23	17	27	32
1990	20-18	12-3	2.88	0	2	1	109.3	118	46	35	27	85
TOTALS	42-26	16-4	3.39	4	2	1	156.7	164	82	59	77	138

Chad Ogea RHP

YEAR	G-GS	W-L	ERA	SV	CG	SHO	IP	H	R	ER	BB	SO
1989	16-2	2-0	2.56	0	0	0	31.7	19	11	9	15	33
1990	23-20	14-2	3.62	0	5	0	131.7	100	64	53	44	123
1991	25-20	14-5	3.08	1	1	0	131.3	117	58	45	48	140
TOTALS	64-42	30-7	3.27	1	6	0	294.7	236	134	107	107	296

Keith Osik C

YEAR	AB	R	H	RBI	AVG.	2B	3B	HR	TB	SPCT.	BB	SO	SB
1988	145	18	27	23	.186	7	1	2	42	.290	24	22	2
1989	262	58	78	37	.298	14	1	3	103	.393	39	27	4
1990	268	60	91	65	.340	23	4	8	146	.545	45	35	15
TOTALS	675	136	196	125	.290	44	6	13	291	.431	108	84	21

Clay Parker RHP

YEAR	A	GS	CG	W	L	ERA	IP	H	R	ER	BB	SO	HB	WP	BK	SHO	SV
1982	18	9	4	4	4	4.96	65.3	61	50	36	50	42	1	4	-	1	-
1983	13	8	1	0	5	8.20	45	58	48	41	35	40	3	1	-	0	-
1984	21	13	4	7	5	4.04	91.3	95	56	41	30	67	2	6	-	0	-
1985	21	15	4	8	2	4.13	94.3	99	54	43	34	98	5	9	1	1	1
TOTALS	73	45	13	19	16	4.90	296	313	208	161	149	247	11	20	1	2	1

Jeff Reboulet INF

YEAR	AB	R	H	RBI	AVG.	2B	3B	HR	TB	SPCT.	BB	SO	SB
1985	211	58	65	33	.308	11	2	5	95	.450	46	33	34
1986	254	63	74	38	.291	19	4	2	107	.421	47	29	24
TOTALS	465	121	139	71	.299	30	6	7	202	.434	93	62	58

Anthony Ranaudo RHP

YEAR	ERA	W	L	APP	GS	CG	SHO	CBO	SV	IP	H	R	ER	BB	SO
2008	0.00	1	0	8	1	0	0	1	0	12.0	5	3	0	6	13
2009	3.04	12	3	19	19	0	0	0	0	124.1	93	49	42	50	159
2010	7.32	5	3	15	11	0	0	0	0	51.2	60	45	42	27	54
TOTAL	4.02	18	6	42	31	0	0	1	0	188.0	158	97	84	83	226

Armando Rios OF

YEAR	G	AB	R	H	AVG.	2B	3B	HR	RBI	BB	SO	SB
1991	59	136	40	41	.301	11	0	4	20	33	21	4
1992	58	197	49	47	.239	9	1	7	40	46	41	12
1993	70	235	71	75	.319	13	4	9	61	64	33	20
TOTALS	187	568	160	63	.278	33	5	20	101	143	95	36

Billy Sadler RHP

YEAR	G-GS	W-L	ERA	SV	CG	SHO	IP	H	R	ER	BB	SO
2003	28-1	1-2	3.89	4	0	0	44.0	36	27	19	27	57

Andy Sheets SS


YEAR	AB	R	H	RBI	AVG.	2B	3B	HR	TB	SPCT.	BB	SO	SB
1991	238	48	65	42	.273	11	4	3	93	.391	39	45	9
1992	265	54	85	43	.321	17	1	7	125	.472	29	50	7
TOTALS	503	102	150	85	.298	28	5	10	218	.433	68	95	16

Mike Sirotka LHP

YEAR	G-GS	W-L	ERA	SV	CG	SHO	IP	H	R	ER	BB	SO
1990	21-1	1-2	3.12	1	0	0	49.0	51	22	17	24	53
1991	31-1	11-0	2.80	1	2	1	99.7	86	41	31	43	96
1992	22-10	6-3	4.48	2	0	0	78.3	77	50	39	26	72
1993	13-16	12-6	1.99	0	10	2	145.0	121	42	32	35	105
TOTALS	97-42	30-11	2.88	4	12	3	372.0	335	155	119	128	326



Keith Osik



Russ Springer



Brian Tallet



Ryan Theriot

Greg Smith LHP

YEAR	ERA	W	L	APP	GS	CG	SHO	SV	IP	H	R	ER	BB	SO
2003	4.01	0	2	17	0	0	0	1	33.2	39	26	15	7	30
2004	2.35	2	0	22	0	0	0	1	30.2	26	8	8	13	35
2005	2.60	10	3	17	16	3	2	0	104.0	99	40	30	25	82
TOTAL	2.83	12	5	56	16	3	2	2	168.1	164	74	53	45	147

Russ Springer RHP

YEAR	G-GS	W-L	ERA	SV	CG	SHO	IP	H	R	ER	BB	SO
1987	14-6	3-0	4.43	0	0	0	42.7	33	28	21	28	68
1988	21-15	7-7	2.95	4	4	0	119	98	48	39	73	156
1989	21-14	9-3	3.49	2	1	0	90.3	75	43	35	40	89
TOTALS	56-35	19-10	3.39	6	5	0	252	206	119	95	141	313

Nick Stavinocha OF

YEAR	AVG	GP	GS	AB	R	H	2B	3B	HR	RBI	BB	SO	SB	ATT
2004	.323	59	58	232	46	75	17	1	8	42	16	33	3	5
2005	.370	62	60	257	50	95	23	1	18	65	17	20	5	6
TOTAL	.348	121	118	489	96	170	40	2	26	107	33	53	8	11

Brian Tallet LHP

YEAR	G-GS	W-L	ERA	SV	CG	SHO	IP	H	R	ER	BB	SO
1999	19-12	3-4	5.01	0	0	0	59.1	59	41	33	30	60
2000	25-21	15-3	3.52	1	3	3	143.1	132	74	56	57	134
TOTALS	44-33	18-7	3.95	1	3	3	202.2	191	115	89	87	194

Ryan Theriot SS

YEAR	AVG	GP-GS	AB	R	H	2B	3B	HR	RBI	BB	SO	SB-ATT
1999	.322	65-65	242	55	78	11	3	2	41	52	33	13-20
2000	.305	69-69	275	68	84	14	3	2	41	57	30	7-10
2001	.353	67-67	266	67	94	18	3	1	48	48	35	17-20
TOTAL	.327	201-201	783	190	256	43	9	5	130	157	98	37-50

Ryan Verdugo LHP

YEAR	ERA	W	L	APP	GS	CG	SHO	CBO	SV	IP	H	R	ER	BB	SO
2008	4.12	9	4	20	18	1	0	1	0	96.0	95	51	44	37	85

Jack Voigt OF

YEAR	AB	R	H	RBI	AVG.	2B	3B	HR	TB	SPCT.	BB	SO	SB
1985	8	2	2	3	.250	0	0	0	2	.250	1	3	0
1986	128	28	37	32	.289	8	0	9	72	.563	28	28	6
1987	248	63	73	61	.294	12	3	16	139	.560	42	62	12
TOTALS	384	93	112	96	.292	20	3	25	213	.555	71	93	18

Todd Walker 2B

YEAR	AB	R	H	RBI	AVG.	2B	3B	HR	TB	SPCT.	BB	SO	SB
1992	250	72	100	76	.400	21	3	12	163	.652	38	28	18
1993	276	85	109	102	.395	17	11	22	214	.775	49	35	14
1994	257	77	101	68	.393	23	1	18	180	.700	52	28	19
TOTALS	783	234	310	246	.396	61	15	52	557	.711	139	91	51

Brian Wilson RHP

YEAR	G-GS	W-L	ERA	SV	CG	SHO	IP	H	R	ER	BB	SO
2001	20-4	3-2	5.67	3	0	0	39.2	40	28	25	20	22
2002	23-10	10-5	3.54	2	2	1	94.0	112	50	37	31	71
2003	8-8	5-3	3.38	0	1	1	50.2	60	23	19	13	35
TOTAL	51-22	18-10	3.95	5	3	2	184.1	212	101	81	64	128

Eddie Yarnall LHP

YEAR	G-GS	W-L	ERA	SV	CG	SHO	IP	H	R	ER	BB	SO
1994	5-5	0-0	10.95	0	0	0	12.1	12	16	15	10	17
1995	16-10	5-0	3.45	0	1	0	60	46	29	23	36	87
1996	19-17	11-1	2.38	0	3	0	124.2	89	37	33	52	156
TOTALS	40-32	16-1	3.24	0	4	0	197	147	82	71	98	260

Shane Youman LHP


YEAR	G-GS	W-L	ERA	SV	CG	SHO	IP	H	R	ER	BB	SO
1999	4-1	0-0	3.52	0	0	0	7.2	7	5	3	8	4
2000	28-0	3-0	4.55	1	0	0	31.2	31	23	16	20	25
2001	18-10	3-2	5.17	1	0	0	54.0	67	39	31	33	33
TOTAL	50-11	6-2	4.82	2	0	0	93.1	105	67	50	61	62



Shane Youman

YEAR	PLAYER	POSITION	ROUND	TEAM
1965	Joe Moock	SS	3rd	New York Mets
1966	Bruce Baudier	RHP	31st	Washington Senators
1967	Bruce Baudier	RHP	5th	New York Yankees
	Richard Hicks	RHP	6th	Washington Senators
1968	Richard Hicks	RHP	4th *	Houston Astros
	William Hunt	SS	7th *	Baltimore Orioles
1969	William Hunt	SS	9th *	Cleveland Indians
1970	Bill Bright	OF	2nd *	St. Louis Cardinals
1972	Joel Sexton	RHP	27th	Pittsburgh Pirates
1973	Randy Wiles	LHP	5th	St. Louis Cardinals
1974	Mike Miley	SS	1st	California Angels
1975	Guy Hollingsworth	LHP	16th	San Diego Padres
	Pat Moock	RHP	22nd	Texas Rangers
1976	Wally McMakin	RHP	23rd	Minnesota Twins
	Paul Stefan	RHP	24th	Chicago White Sox
	Frank Toups	INF	26th	Cleveland Indians
1979	Duane Dewey	C/1B	1st *	Kansas City Royals
1982	Billy Wiesler	OF	14th	California Angels
	Billy Donathon	RHP	15th	St. Louis Cardinals
1983	Cal Santarelli	RHP	3rd	Cleveland Indians
	Ronnie Robbins	RHP	14th	Toronto Blue Jays
1984	Mark Howie	SS	3rd	Oakland Athletics
	Tim Sossamon	OF	12th	St. Louis Cardinals
	Tim Schneider	3B	15th	Seattle Mariners
	Mark Cooper	C	16th	Toronto Blue Jays
	Clay Parker	RHP	21st	Minnesota Twins
1985	Eric Hetzel	RHP	1st *	Boston Red Sox
	Robbie Smith	RHP	4th	Minnesota Twins
	Marty Lanoux	3B	13th	Minnesota Twins
	Clay Parker	RHP	15th	Seattle Mariners
	Jeff Reboulet	SS	26th	Houston Astros
1986	Mark Guthrie	LHP	4th	St. Louis Cardinals
	Jeff Reboulet	SS	10th	Minnesota Twins
	Rob Leary	C	12th	Montreal Expos
	Jeff Yurtin	3B	12th	San Diego Padres
	Jim Bowie	1B	12th	Seattle Mariners
1987	Albert Belle	OF	2nd	Cleveland Indians
	Barry Manuel	RHP	2nd	Texas Rangers
	Gregg Patterson	LHP	5th	Chicago Cubs
	Mark Guthrie	LHP	7th	Minnesota Twins
	Jack Voigt	OF	9th	Baltimore Orioles
	Stan Loewer	RHP	16th	San Francisco Giants
1988	Dan Kite	RHP	4th	Boston Red Sox
1989	Ben McDonald	RHP	1st	Baltimore Orioles
	Russ Springer	RHP	7th	New York Yankees
	Curtis Leskanic	RHP	8th	Cleveland Indians
	Mike Bianco	C	40th	Detroit Tigers
1990	Tim Clark	OF	8th	Milwaukee Brewers
	Wes Grisham	OF	14th	Pittsburgh Pirates
	Keith Osik	C	23rd	Pittsburgh Pirates
	Scott Bethea	SS	28th	Boston Red Sox
1991	Chad Ogea	RHP	3rd	Cleveland Indians
	Paul Byrd	RHP	4th	Cleveland Indians
	Lyle Mouton	OF	5th	New York Yankees
	Mark LaRosa	LHP	8th	Montreal Expos
	Gary Hymel	C	14th	Montreal Expos
1992	Rick Greene	RHP	1st	Detroit Tigers
	Lloyd Peever	RHP	4th	Colorado Rockies
	Andy Sheets	SS	4th	Seattle Mariners
1993	Harry Berrios	OF	8th	Baltimore Orioles
	Matt Chamberlain	RHP	11th	Pittsburgh Pirates
	Mike Sirotko	LHP	15th	Chicago White Sox
	Mike Neal	OF	16th	Cleveland Indians
	Trey Rutledge	RHP	19th	Cincinnati Reds
	Will Hunt	LHP	31st	Detroit Tigers
1994	Todd Walker	2B	1st	Minnesota Twins
	Russ Johnson	SS	1st	Houston Astros
1995	Scott Schultz	RHP	5th	Cleveland Indians
	Mike Klostermeyer	1B	18th	Oakland Athletics
	Scott Fitterer	RHP	22nd	Toronto Blue Jays
	Brett Laxton	RHP	24th	Seattle Mariners
	Brian Winders	RHP	66th	Kansas City Royals

* selected in the secondary phase of the draft



Former Tigers Albert Belle and Ben McDonald enjoyed stellar major league careers.



Brandon Larson was the 1997 first-round pick of the Cincinnati Reds.



Mike Fontenot was a 2001 first-round selection of the Baltimore Orioles and made his MLB debut with the Chicago Cubs.

LSU in the Major League Draft

1996	Eddie Yarnall	LHP	3rd	New York Mets
	Nathan Dunn	3B	4th	San Diego Padres
	Warren Morris	2B	5th	Texas Rangers
	Tim Lanier	C	10th	San Diego Padres
	Justin Bowles	OF	16th	Oakland Athletics
	Jason Williams	SS	16th	Cincinnati Reds
	Brett Laxton	RHP	24th	Oakland Athletics
	Patrick Coogan	RHP	48th	Arizona Diamondbacks
1997	Brandon Larson	SS	1st	Cincinnati Reds
	Patrick Coogan	RHP	3rd	St. Louis Cardinals
	Casey Cuntz	INF	10th	Arizona Diamondbacks
	Mike Koerner	OF	11th	Oakland Athletics
	Eddy Furniss	1B	14th	Minnesota Twins
	Kevin Shipp	RHP	33rd	Philadelphia Phillies
	Tom Bernhardt	OF	45th	Chicago Cubs
1998	Randy Keisler	LHP	2nd	New York Yankees
	Eddy Furniss	1B	4th	Pittsburgh Pirates
	Jake Esteves	RHP	6th	San Francisco Giants
	Doug Thompson	RHP	19th	Colorado Rockies
	Chris Demouy	LHP	24th	Anaheim Angels
	Dan Guillory	RHP	40th	Cleveland Indians
1999	Kurt Ainsworth	RHP	1st	San Francisco Giants
	Jeff Leaumont	1B	9th	New York Yankees
	Josh Dalton	SS	12th	Los Angeles Dodgers
	Bryan Grace	RHP	16th	New York Yankees
	Brian Tallet	LHP	19th	Pittsburgh Pirates
	Brandon Bowe	RHP	30th	Florida Marlins
2000	Brian Tallet	LHP	2nd	Cleveland Indians
	Brad Cresse	C	5th	Arizona Diamondbacks
	Ryan Jorgensen	C	7th	Chicago Cubs
	Cedrick Harris	OF	10th	Arizona Diamondbacks
	Brad Hawpe	1B	11th	Colorado Rockies
	Heath McMurray	RHP	12th	Milwaukee Brewers
	Trey Hodges	RHP	17th	Atlanta Braves
	Billy Brian	RHP	25th	Kansas City Royals
2001	Mike Fontenot	2B	1st	Baltimore Orioles
	Todd Linden	OF	1st	San Francisco Giants
	Ryan Theriot	SS	3rd	Chicago Cubs
	Jason Scobie	RHP	15th	New York Mets
	Bryan Moore	1B	22nd	St. Louis Cardinals
	Shane Youman	LHP	43rd	Pittsburgh Pirates
	Sean Barker	OF	46th	Toronto Blue Jays
	Billy Brian	RHP	47th	Cleveland Indians
2002	Sean Barker	OF	6th	Colorado Rockies
	Bo Pettit	RHP	13th	Minnesota Twins
	Brad David	LHP	17th	Atlanta Braves
	Wally Pontiff	3B	21st	Oakland Athletics
	Jake Tompkins	RHP	28th	Texas Rangers
2003	Aaron Hill	SS	1st	Toronto Blue Jays
	Billy Sadler	RHP	6th	San Francisco Giants
	Brian Wilson	RHP	24th	San Francisco Giants
	Bo Pettit	RHP	29th	Minnesota Twins
	Jake Tompkins	RHP	32nd	Philadelphia Phillies
2004	Jon Zeringue	OF	2nd	Arizona Diamondbacks
	J.C. Holt	OF	3rd	Atlanta Braves
	Nate Bumstead	RHP	32nd	Detroit Tigers
	Blake Gill	INF	37th	Cleveland Indians
2005	Ryan Patterson	OF	4th	Toronto Blue Jays
	Greg Smith	LHP	6th	Arizona Diamondbacks
	Nick Stavino	OF	7th	St. Louis Cardinals
	Clay Harris	INF	9th	Philadelphia Phillies
	Matt Liuzza	C	30th	Chicago Cubs
2006	Jason Determann	LHP	35th	Boston Red Sox
	Will Harris	RHP	9th	Colorado Rockies
	Matt Liuzza	C	19th	Toronto Blue Jays
	Edgar Ramirez	RHP	36th	New York Mets
2007	Charlie Furbush	LHP	4th	Detroit Tigers
	J.T. Wise	INF	45th	Oakland Athletics
	Ryan Verdugo	LHP	9th	San Francisco Giants
2008	Matt Clark	1B	12th	San Diego Padres
	Louis Coleman	RHP	14th	Washington Nationals
	Blake Martin	LHP	17th	Minnesota Twins
	Jared Bradford	RHP	18th	St. Louis Cardinals
	Michael Hollander	INF	20th	Texas Rangers
	Jordan Brown	RHP	39th	Chicago Cubs
	Jared Mitchell	OF	1st	Chicago White Sox

	DJ LeMahieu	INF	2nd	Chicago Cubs
	Louis Coleman	RHP	5th	Kansas City Royals
	Ryan Schimpf	INF	5th	Toronto Blue Jays
	Blake Dean	OF	10th	Minnesota Twins
	Sean Ochinke	C	11th	Toronto Blue Jays
2010	Anthony Ranaudo	RHP	Comp A	Boston Red Sox
	Micah Gibbs	C	3rd	Chicago Cubs
	Leon Landry	OF	3rd	Los Angeles Dodgers
	Austin Ross	RHP	8th	Milwaukee Brewers
	Blake Dean	1B	8th	Los Angeles Dodgers
	Johnny Dishon	OF	42nd	Milwaukee Brewers
2011	Chad Jones	OF/LHP	50th	Milwaukee Brewers
	Mikie Mahtook	OF	1st	Tampa Bay Rays
	Tyler Jones	RHP	11th	Minnesota Twins
	Matty Ott	RHP	13th	Boston Red Sox
	Ben Alsup	RHP	18th	Colorado Rockies
	Austin Nola	SS	31st	Toronto Blue Jays
	Raph Rhymes	OF	40th	Pittsburgh Pirates
2012	Tyler Hanover	INF	40th	New York Yankees
	Kevin Gausman	RHP	1st	Baltimore Orioles
	Austin Nola	SS	5th	Miami Marlins
	Nick Goody	RHP	6th	New York Yankees
	Raph Rhymes	OF	30th	New York Yankees
2013	Tyler Hanover	INF	33rd	Detroit Tigers
	Ryan Eades	RHP	2nd	Minnesota Twins
	JaCoby Jones	OF	3rd	Pittsburgh Pirates
	Mason Katz	INF	4th	St. Louis Cardinals
	Nick Rumbelow	RHP	7th	New York Yankees
	Will LaMarche	RHP	9th	Detroit Tigers
	Chad Jones	LHP	9th	Cincinnati Reds
	Ty Ross	C	12th	San Francisco Giants
	Chris Cotton	LHP	14th	Houston Astros
	Raph Rhymes	OF	15th	Detroit Tigers
2014	Christian Ibarra	INF	32nd	Pittsburgh Pirates
	Aaron Nola	RHP	1st	Philadelphia Phillies
	Tyler Moore	INF	6th	New York Mets
	Joe Broussard	RHP	15th	Los Angeles Dodgers
	Sean McMullen	OF	30th	Houston Astros
	Nate Fury	RHP	36th	Detroit Tigers


LSU Draft Summary

LSU players have been selected in the MLB Draft on 166 occasions - 82 pitchers and 84 position players - since 1984, an average of over five players per season. LSU has produced 14 first-round picks in the past 26 seasons.



Paul Byrd recorded 108 career wins in 13 MLB seasons.

LSU OLYMPIANS



LSU's profound success in Olympic competition began in 1988, when head coach Skip Bertman and right-hander Ben McDonald helped lead the United States to the gold medal in Seoul, South Korea. Bertman served as the pitching coach of the 1988 U.S. squad, and McDonald pitched the Americans to complete-game victories over Korea and Puerto Rico. In the two wins, McDonald allowed just two earned runs in 18 innings, recording 17 strikeouts and four walks.

Reliever Rick Greene, LSU's all-time saves leader (29), continued the Tigers' Olympic tradition by pitching for the 1992 U.S. squad which competed in Barcelona, Spain. The '92 team, however, failed to advance to the medal round.

Skip Bertman served as head coach of the 1996 United States Olympic team, guiding the Americans to the bronze medal in Atlanta. LSU standouts Warren Morris (second base) and Jason Williams (shortstop) were the starting middle infielders for Team USA, which defeated Nicaragua for the bronze medal in Atlanta's Fulton County Stadium.

Morris and Williams each enjoyed a spectacular summer of 1996 which culminated in the bronze-medal triumph. Morris was Team USA's leading hitter at the Olympics, batting .409 (9-for-22) in nine games with one double, five homers, 11 RBI and 10 runs. Williams hit .367 (11-for-30) with three homers, nine RBI and 10 runs.

Team USA's '96 pre-Olympic tour was highlighted by a stop at LSU's Alex Box Stadium on June 20. The game served as a homecoming for Bertman, Morris and Williams, as the Americans defeated Australia, 11-6, before a standing-room only crowd of 6,926.

LSU right-hander Kurt Ainsworth pitched the U.S. to two wins at the 2000 Olympics in Sydney, Australia, en route to the gold medal. Ainsworth defeated Holland and Australia with a pair of dominating performances. In the victories, Ainsworth worked a total of 11.2 innings, allowing just two earned runs on 10 hits with three walks and 10 strikeouts.



Ben McDonald
1988 U.S. Olympic
Gold Medalist



Rick Greene
1992 U.S. Olympian



Skip Bertman
1996 U.S. Olympic Head Coach
Bronze Medalist



Warren Morris
1996 U.S. Olympic
Bronze Medalist



Jason Williams
1996 U.S. Olympic
Bronze Medalist



Kurt Ainsworth
2000 U.S. Olympic
Gold Medalist



Andrew Stevenson

THE 2015 TIGERS

Lettermen Returning/Lost:	20/13
Pos. Players w/Starting Experience	
Returning/Lost:	11/6
Pitchers Returning/Lost:	8/6
Newcomers:	12
	(11 high school players; 1 JC transfer)

2015 OUTLOOK

LSU coach Paul Mainieri has always embraced high expectations for his program, so the Tigers' lofty 2015 preseason ranking is a welcome form of recognition. The Tigers are ranked No. 4 in the 2015 Collegiate Baseball newspaper preseason poll released in December.

"I think the preseason polls are great," said Mainieri, who has directed the Tigers to one national championship, three College World Series appearances, two SEC overall titles, four SEC division titles and five SEC tournament championships in eight seasons. "Besides creating a lot of excitement for the fans, it gives our players a great deal of pride when we are ranked high. To see 'LSU' as the fourth-ranked team going into the season is exciting; however, we are not satisfied with that ranking. It just means we only have three spots to go to get to where we ultimately want to be."

LSU, the 2014 SEC Tournament champion, was the NCAA Tournament No. 8 National Seed last season, marking the Tigers' third consecutive National Seed designation. The Tigers have accumulated 150 victories over the past three seasons, the most win in the nation in that span. The 2015 roster features 20 lettermen, including 11 position players with starting experience and eight pitchers that have recorded innings for the Tigers. The LSU veterans are complemented by a talented class of 12 newcomers, rated No. 1 in the nation this fall by Collegiate Baseball, Perfect Game and Baseball America in their annual recruiting rankings. LSU's incoming class features seven players rated among Baseball America's Top 500 prospects nationwide, and four players appear among Perfect Game's Top 100 freshmen prospects. The class includes seven pitchers and five position players, and four of the new Tigers were selected in the 2014 MLB Draft.

"This is as good a class put together as is possible under the current NCAA rules governing roster sizes, scholarships, etc.," Mainieri said. "We sort of gambled and went after some really talented players that we knew would be draft risks who would possibly not ever make it to campus. However, in the months since they all signed with us last November, in the conversations we had with them and the actions they were displaying, I could start to sense this was a different group in that they would openly express their desire to be here, be a part of LSU, and understood the significance of being an LSU baseball player."

"And that's what you dream of as a coach and what you want in the players' attitudes as they join your team."

LSU features three 2015 preseason all-Americans - junior shortstop Alex Bregman, a 2013 first-team All-American and the Brooks Wallace Award winner as the nation's best shortstop; junior outfielder Andrew Stevenson, a member of the 2014 All-SEC Defensive Team; and sophomore left-handed pitcher Jared Poche', a 2014 Freshman All-American.

Other returning position players include senior infielder Conner Hale, senior catcher Kade Scivicque, senior outfielders Chris Sciambra and Jared Foster, junior outfielder Mark Laird, junior catcher Chris Chineas, sophomore outfielder Jake Fraley, and sophomore infielders Kramer Robertson and Danny Zardon.

Poche' is joined on the pitching staff by several capable veterans, including senior left-handers Kyle Bouman and Zac Person, senior right-hander Brady Domangue, junior left-hander Hunter Devall, and sophomore right-handers Alden Cartwright and Parker Bugg. Sophomore right-hander Russell Reynolds, who sat out last season due to a shoulder injury, is scheduled to return to the mound in 2015.

A stable of talented young arms, including freshmen right-handers Alex Lange, Jake Godfrey and Doug Norman, and freshman left-hander Jake Latz, should make an immediate impact on the mound for the Tigers.

"A lot of the guys we will count on this spring played really well during fall practice," Mainieri said. "What we have to do is continue to get better in preparation for the 2015 season. We're really fired up about the returning players, and when you add the No. 1-ranked recruiting class, it's going to be exciting to see how they all blend together. We feel strongly that something special is going to happen with this group."



Alex Bregman

TOP RETURNING POSITION STARTERS

PLAYER	POS.	CL-EXP.	B/T	AVG.	HR	RBI	NOTABLE
Jake Fraley	OF	So.-1L	L/L	.372	3	29	2014 Freshman All-American
Andrew Stevenson	OF	Jr.-2L	L/L	.335	0	32	2014 SEC Academic Honor Roll
Alex Bregman	SS	Jr.-2L	R/R	.316	6	47	2014 Second-Team All-SEC
Conner Hale	INF	Sr.-1L	R/R	.306	4	29	2014 SEC All-Tournament Team
Kade Scivicque	C	Sr.-1L	R/R	.304	7	31	2014 SEC All-Tournament Team
Mark Laird	OF	Jr.-2L	L/L	.291	0	27	2014 SEC All-Tournament Team

TOP STARTING POSITION PLAYERS LOST

PLAYER	POS.	EXP.	B/T	AVG.	HR	RBI	REASON FOR LEAVING
Tyler Moore	1B	3L	L/R	.301	6	37	6th-round draft choice of New York Mets
Sean McMullen	OF	2L	L/L	.288	7	40	30th-round draft choice of Houston Astros
Christian Ibarra	3B	2L	R/R	.238	3	22	completed eligibility

TOP NEWCOMERS – POSITION PLAYERS

PLAYER	POS.	CL.	B/T	HOMETOWN (2014 SCHOOL)
Michael Papierski	C	Fr.	S/R	Lemont, Ill. (Lemont HS)
Greg Deichmann	INF	Fr.	L/R	Metairie, La. (Brother Martin HS)
Grayson Byrd	INF	Fr.	L/R	Milton, Ga. (King's Ridge Christian HS)
Beau Jordan	OF	Fr.	R/R	Lake Charles, La. (Barbe HS)
Bryce Jordan	C/INF	Fr.	R/R	Lake Charles, La. (Barbe HS)

Position Players

Right: Mark Laird
Below: Conner Hale

LSU has 11 returning position players with starting experience, led by Alex Bregman, a 2013 first-team All-American and All-SEC selection, who batted .316 (77-for-244) in 2014 with 16 doubles, six homers, 47 RBI and 12 stolen bases. The Albuquerque, N.M. native finished earned second-team all-SEC honors last season and finished the year with a flourish, batting .451 (23-for-51) in the Tigers' last 12 games with six doubles, three homers, 16 RBI and 12 runs.

Bregman is joined on LSU infield by senior first baseman Conner Hale, a product of New Port Richey, Fla. Hale, a member of the 2014 SEC All-Tournament team, batted .306 (64-for-209) on the season with 11 doubles, one triple, four homers and 29 RBI.

Sophomore Danny Zardon, a Pembroke Pines, Fla. product, emerged as the starter at third base during fall practice. Zardon played in 28 games (13 starts) last season as a true freshman, batting .268 (15-for-56) with two doubles, a grand slam and 10 RBI.

Sophomore Kramer Robertson, who started in 30 games last season, is slated to be the full-time starter at second base. The native of McGregor, Texas hit .200 (20-for-100) in 2014 with six doubles, one homer and 20 RBI while displaying outstanding defensive skills.

True freshmen Bryce Jordan of Lake Charles, La., Greg Deichmann of Metairie, La., and Grayson Byrd of Milton, Ga., are candidates to earn playing time on the infield.

Senior Kade Scivicque, junior Chris Chineza and freshman Mike Papierski should each see significant action at catcher. Scivicque, a native of Maurepas, La., and a member of the 2014 SEC All-Tournament team, batted .304 (56-for-184) on the year with nine doubles, seven homers and 31 RBI.

Chineza, a Miami, Fla. product, played in 42 games (25 starts) last season,

batting .250 (19-for-76) with five doubles, two homers and 13 RBI. Papierski is a talented switch-hitter who was selected in the 16th round of the 2014 MLB Draft by the Toronto Blue Jays.

LSU has tremendous experience in the outfield with five players – juniors Andrew Stevenson and Mark Laird, sophomore Jake Fraley, and seniors Chris Sciambra and Jared Foster – each having played as starters during their careers.

Stevenson, a superb athlete with tremendous speed and instincts, will start in center field for the third consecutive season. The product of Lafayette, La. was the Tigers' leading hitter in 2014, batting .335 (68-for-203) with seven doubles, five triples, 32 RBI and nine stolen bases.

Laird, a Monroe, La. native, who has 117 career starts in the LSU outfield, will occupy right field again this season. Laird batted .291 (65-for-223) in 2014 with 10 doubles, two triples, 27 RBI and 10 steals while using his blazing speed to make several outstanding defensive plays.

Fraley, a 2014 Freshman All-American, will start in left field after batting .372 (45-for-121) in 49 games (27 starts) last season. The product of Middletown, Del., collected seven doubles, one triple, three homers and eight steals while driving in 29 runs.

Foster and Sciambra are highly-skilled veterans that will play prominent roles in the outfield. Foster earned SEC All-Tournament honors in 2013, and the Lake Charles, La. native has 55 career starts for the Tigers. Sciambra, a Baton Rouge product, provided the game-winning single in the Tigers' 2013 SEC Tournament championship game win over Vanderbilt, and he has started 47 games during his LSU career.

Freshman Beau Jordan of Lake Charles, La. - Bryce's twin brother - should also emerge as a factor in the outfield rotation.



2015 OUTLOOK

TOP PITCHERS RETURNING

PLAYER	R/L	CL-EXP.	W-L	ERA	IP	BB	SO	NOTABLE
Jared Poche'	L	So.-1L	9-3	2.45	91.2	26	52	2014 Freshman All-American
Kyle Bouman	L	Sr.-1L	5-2	2.12	63.2	16	32	best ERA of returning LSU pitchers
Zac Person	L	Sr.-1L	3-1	2.57	28	12	29	No. 2 on 2014 staff with 31 appearances

TOP PITCHERS LOST

PLAYER	R/L	EXP.	W-L	ERA	SV	IP	BB	SO	REASON FOR LEAVING
Aaron Nola	R	3L	11-1	1.47	0	116.1	27	134	1st-round draft choice of Philadelphia Phillies
Joe Broussard	R	3L	3-2	1.05	8	34.1	17	37	15th-round draft choice of Los Angeles Dodgers

TOP NEWCOMERS-PITCHERS

PLAYER	R/L	CL.	HOMETOWN (2014 SCHOOL)
Alex Lange	R	Fr.	Lee's Summit, Mo. (Lee's Summit West HS)
Jake Godfrey	R	Fr.	New Lenox, Ill. (Providence Catholic HS)
Jake Latz	L	Fr.	Lemont, Ill. (Lemont HS)
Doug Norman	R	Fr.	Fort Mill, S.C. (Ardrey Kell HS)

Pitchers

The Tigers features eight pitchers that recorded innings last season, but LSU must compensate for the loss of Aaron Nola, the 2014 National and SEC Pitcher of the Year. Nola was the first-round draft choice (seventh selection overall) of the Philadelphia Phillies.

The returning starters include sophomore left-hander Jared Poche', a 2014 Freshman All-American, and senior lefty Kyle Bouman, who had the second-best ERA (2.12) among the Tigers' starting pitchers. Poche' posted a 9-3 mark in 2014 with a 2.45 ERA as LSU's No. 2 starter behind Nola, recording 52 strikeouts in 91.2 innings. Bouman was 5-2 on the year in 11 starts, and he registered 32 strikeouts in 63.2 innings.

Jared Poche'



Kyle Bouman

The Tigers have four very talented true freshmen hurlers who will contend for turns in the starting rotation – right-hander Alex Lange of Lee's Summit, Mo.; right-hander Jake Godfrey of New Lenox, Ill.; left-hander Jake Latz of Lemont, Ill.; and right-hander Doug Norman of Fort Mill, S.C.

Latz was the 11th-round selection of the Toronto Blue Jays last June, and Godfrey was the 21st-round choice of the Atlanta Braves. Lange and Norman each earned All-America recognition from Perfect Game.

The LSU bullpen must replace 2014 closer Joe Broussard, who recorded eight saves last season before signing with the Los Angeles Dodgers. The Tigers' most prominent returning relievers include sophomore right-hander Alden Cartwright of Baton Rouge (1-1, 2.41 ERA, 33.2 IP, 25 K in 2014); senior left-hander Zac Person of Eunice, La. (3-1, 2.57 ERA, 28 IP, 29 K); sophomore right-hander Parker Bugg of San Diego, Calif. (2-2, 2.75 ERA, 36 IP, 29 K); and junior left-hander Hunter Devall of Clinton, La. (1-0, 3.10 ERA, 20.1 IP, 16 K).

Sophomore right-hander Russell Reynolds, who was sidelined last year with a shoulder injury, is healthy entering the 2015 season, and he may develop into the Tigers' closer.

Other pitchers with opportunities to contribute include senior right-hander Brady Domangue, sophomore right-handers Hunter Newman and Collin Strall, redshirt freshmen right-handers Jesse Stallings and Ryan May, and true freshman right-hander Austin Bain.

Depth Chart

FIRST BASE

20	Conner Hale	R-R	6-2	185	Sr.
26	Chris Chineea	R-R	5-11	220	Jr.
25	Bryce Jordan	R-R	5-9	203	Fr.

SECOND BASE

3	Kramer Robertson	R-R	5-10	163	So.
20	Conner Hale	R-R	6-2	185	Sr.

SHORTSTOP

8	Alex Bregman	R-R	6-0	186	Jr.
3	Kramer Robertson	R-R	5-10	163	So.
10	Grayson Byrd	L-R	6-3	180	Fr.

THIRD BASE

27	Danny Zardon	R-R	6-1	189	So.
7	Greg Deichmann	L-R	6-2	185	Fr.
20	Conner Hale	R-R	6-2	185	Sr.

CATCHER

22	Kade Scivicque	R-R	5-11	223	Sr.
2	Michael Papierski	S-R	6-3	204	Fr.
26	Chris Chineea	R-R	5-11	220	Jr.

OUTFIELD (POSITIONS TBD)

9	Mark Laird	L-L	6-2	173	Jr.
6	Andrew Stevenson	L-L	6-0	184	Jr.
23	Jake Fraley	L-L	6-0	183	So.
24	Beau Jordan	R-R	5-9	205	Fr.
17	Jared Foster	R-R	6-0	200	Sr.
5	Chris Sciambra	L-R	5-9	184	Sr.

DESIGNATED HITTER

26	Chris Chineea	R-R	5-11	220	Jr.
24	Beau Jordan	R-R	5-9	205	Fr.
7	Greg Deichmann	L-R	6-2	185	Fr.
25	Bryce Jordan	R-R	5-9	203	Fr.
18	Austin Bain	R-R	6-1	186	Fr.

PROJECTED STARTING ROTATION

16	Jared Poche'	LH	6-1	207	So.
35	Alex Lange	RH	6-3	198	Fr.
29	Jake Godfrey	RH	6-3	215	Fr.
67	Jake Latz	LH	6-2	198	Fr.

PROJECTED RELIEVERS

21	Doug Norman	RH	6-3	188	Fr.
28	Kyle Bouman	LH	6-0	210	Sr.
49	Zac Person	LH	6-1	180	Sr.
45	Russell Reynolds	RH	6-2	187	So.
46	Parker Bugg	RH	6-6	210	So.
32	Alden Cartwright	RH	6-0	190	So.
12	Hunter Devall	LH	5-8	178	Jr.
30	Collin Strall	RH	5-10	170	So.
37	Jesse Stallings	RH	6-2	194	Fr.
40	Ryan May	RH	6-1	156	Fr.
13	Brady Domangue	RH	6-0	170	Sr.
55	Hunter Newman	RH	6-3	193	So.
18	Austin Bain	RH	6-1	186	Fr.

2015 Preseason Polls

Collegiate Baseball (2014 Record)

1. Vanderbilt (51-21)
2. TCU (48-18)
3. Virginia (53-16)
4. **LSU (46-16-1)**
5. Oklahoma State (48-18)
6. Florida (40-23)
7. Texas (46-21)
8. Houston * (48-18)
9. Texas Tech (45-21)
10. UCLA (25-30-1)
11. Florida State (43-17)
12. Louisville (50-17)
13. Cal Poly (47-12)
14. Miami, Fla. (44-19)
15. Oregon (44-20)
16. UC Santa Barbara (34-17-1)
17. Cal State Fullerton (34-24)
18. Stanford (35-26)
19. Arizona State (33-24)
20. Mississippi State * (39-24)
21. South Carolina * (44-18)
22. Rice (42-20)
23. Liberty (41-18)
24. North Carolina (35-27)
25. College of Charleston (44-19)
26. Georgia Tech (37-27)
27. Kennesaw State (40-24)
28. Clemson (36-25)
29. St. John's (35-20)
30. Kent State (36-23)

Baseball America (2014 Record)

1. Vanderbilt (51-21)
2. **LSU (46-16-1)**
3. Houston * (48-18)
4. Virginia (53-16)
5. Texas Tech (45-21)
6. Florida (40-23)
7. TCU (48-18)
8. Oklahoma State (48-18)
9. Miami, Fla. (44-19)
10. Texas (46-21)
11. UCLA (25-30)
12. Louisville (50-17)
13. South Carolina * (44-18)
14. Mississippi State * (39-24)
15. Rice (42-20)
16. Maryland (40-23)
17. North Carolina (35-27)
18. Arizona State (33-24)
19. Kennesaw State (40-24)
20. Oregon (44-20)
21. Florida State (43-17)
22. Central Florida (36-23)
23. Cal State Fullerton (34-24)
24. Clemson (36-25)
25. Liberty (41-18)

* - 2015 LSU Opponent

Alabama**April 2-4 (Hoover, Ala.)**

Location: Tuscaloosa, Ala.
 Colors: Crimson and White
 Conference: SEC
 Website: rolltide.com
 Head Coach: Mitch Gaspard
 Record at School: 170-139 (8th Season)
 Career Record: 380-277 (12th Season)
 2014 Record: 37-24
 2014 Postseason: NCAA Tallahassee Regional
 Letterwinners: 23/7
 Media Relations Contact: Alex Thompson
 Email: athompson@ia.ua.edu

**Kentucky****March 27-29 (Baton Rouge, La.)**

Location: Lexington, Ky.
 Colors: Blue and White
 Conference: SEC
 Website: www.ukathletics.com
 Head Coach: Gary Henderson
 Record at School (Seasons): 196-151 (7th Season)
 Career Record (Seasons): 196-151 (7th Season)
 2014 Record: 37-25
 2014 Postseason: NCAA Louisville Regional
 Letterwinners: 21/7
 Media Relations Contact: Brent Ingram
 Email: brent.ingram@uky.edu

**Tennessee****No Regular Season Meetings**

Location: Knoxville, Tenn.
 Colors: Orange and White
 Conference: SEC
 Website: UTSports.com
 Head Coach: Dave Serrano
 Record at School: N/A (4th Season)
 Career Record: 366-223 (11th Season)
 2014 Record: 31-23
 2014 Postseason: N/A
 Letterwinners: 19/9
 Media Relations Contact: MJ Burns
 Email: MJBurns@utk.edu

**Arkansas****March 19-21 (Fayetteville, Ark.)**

Location: Fayetteville, Ark.
 Colors: Cardinal and White
 Conference: SEC
 Website: arkansasrazorbacks.com
 Head Coach: Dave Van Horn
 Record at School: 484-270 (13th Season)
 Career Record: 1,069-510 (27th Season)
 2014 Record: 40-25
 2014 Postseason: NCAA Charlottesville Regional
 Letterwinners: 17/13
 Media Relations Contact: David Beall
 Email: jdb048@uark.edu

**Mississippi State****April 30-May 2 (Starkville, Miss.)**

Location: Starkville, Miss.
 Colors: Maroon and White
 Conference: SEC
 Website: www.hailstate.com
 Head Coach: John Cohen
 Record at School: 216-155 (7th Season)
 Career Record: 537-351-1 (16th Season)
 2014 Record: 39-24
 2014 Postseason: NCAA Lafayette Regional
 Letterwinners: 16/11
 Media Relations Contact: Kyle Niblett
 Email: kniblett@athletics.msstate.edu

**Texas A&M****April 23-25 (Baton Rouge, La.)**

Location: College Station, Texas
 Colors: Maroon and White
 Conference: SEC
 Website: www.aggieathletics.com
 Head Coach: Rob Childress
 Record at School (Seasons): 359-208-2 (10th Season)
 Career Record (Seasons): 359-208-2 (10th Season)
 2014 Record: 36-26
 2014 Postseason: NCAA Houston Regional Final
 Letterwinners R/L: 22/8
 Media Relations Contact: Thomas Dick
 Email: tdick@athletics.tamu.edu

**Auburn****April 10-12 (Baton Rouge, La.)**

Location: Auburn, Ala.
 Colors: Burnt Orange and Navy Blue
 Conference: SEC
 Website: www.auburntigers.com
 Head Coach: Sunny Galloway
 Record at School: 28-28 (2nd Season)
 Career Record: 709-365-1 (18th Season)
 2014 Record: 28-28
 2014 Postseason: N/A
 Letterwinners: 17/13
 Media Relations Contact: Taylor Bryan
 Email: taylor.bryan@auburn.edu

**Missouri****May 8-10 (Baton Rouge, La.)**

Location: Columbia, Mo.
 Colors: Old Gold and Black
 Conference: SEC
 Website: www.mutigers.com
 Head Coach: Tim Jamieson
 Record at School: 642-507-2 (22nd Season)
 Career Record: 642-507-2 (22nd Season)
 2014 Record: 20-33
 2014 Postseason: N/A
 Letterwinners: 18/6
 Media Relations Contact: Shawn Davis
 Email: davishaw@missouri.edu

**Vanderbilt****No Regular Season Meetings**

Location: Nashville, Tenn.
 Colors: Black and Gold
 Conference: SEC
 Website: vucommodores.com
 Head Coach: Tim Corbin
 Record at School: 516-250 (13th Season)
 Career Record: 622-388 (18th Season)
 2014 Record: 51-21
 2014 Postseason: National Champion
 Letterwinners: 16/11
 Media Relations Contact: Kyle Parkinson
 Email: kyleparkinson@vanderbilt.edu

**Florida****No Regular Season Meetings**

Location: Gainesville, Fla.
 Colors: Orange and Blue
 Conference: SEC
 Website: www.gatorzone.com
 Head Coach: Kevin O'Sullivan
 Record at School: 292-155 (8th Season)
 Career Record: 292-155 (8th Season)
 2014 Record: 40-23
 2014 Postseason: NCAA Gainesville Regional
 Letterwinners: 22/8
 Media Relations Contact: John Hines
 Email: johnh@gators.ufl.edu

**Ole Miss****March 13-15 (Baton Rouge, La.)**

Location: Oxford, Miss.
 Colors: Cardinal Red and Navy Blue
 Conference: SEC
 Website: olemisssports.com
 Head Coach: Mike Bianco
 Record at School: 557-323-1 (15th Season)
 Career Record: 657-394-1 (18th Season)
 2014 Record: 48-21
 2014 Postseason: College World Series (T-3rd)
 Letterwinners: 16/18
 Media Relations Contact: Hannah Whitten
 Email: hmwhite@go.olemiss.edu

**Georgia****April 17-19 (Athens, Ga.)**

Location: Athens, Georgia
 Colors: Red and Black
 Conference: SEC
 Website: www.georgiadogs.com
 Head Coach: Scott Stricklin
 Record at School: 26-29-1 (2nd Season)
 Career Record: 376-217-1 (11th Season)
 2014 Record: 26-29-1
 2014 Postseason: N/A
 Letterwinners: 20/12
 Media Relations Contact: Christopher Lakos
 Email: clakos@sports.uga.edu

**South Carolina****May 14-16 (Columbia, S.C.)**

Location: Columbia, S.C.
 Colors: Garnet and Black
 Conference: SEC
 Website: www.gamecocksonline.com
 Head Coach: Chad Holbrook
 Record at School: 87-38 (3rd Season)
 Career Record: 87-38 (3rd Season)
 2014 Record: 44-18
 2014 Postseason: NCAA Columbia Regional
 Letterwinners: 25/10
 Media Relations Contact: Andrew Kitick
 Email: kitick@mailbox.sc.edu

**SEC MEDIA RELATIONS**

2201 Richard Arrington Blvd. North
 Birmingham, AL 35203-1103
 Phone: 205.458.3010
 Fax: 205.458.3030
 Baseball Contact: Sean Cartell (scartell@sec.org)

**2015 SEC Tournament****May 19-24 • Hoover Metropolitan Stadium
Hoover, Ala.**

The Southeastern Conference Baseball Tournament returns for an 18th straight year to Hoover Metropolitan Stadium in the south Birmingham city of Hoover, Ala.

Located eight miles south of Birmingham, the Hoover Metropolitan Stadium is regarded by many sports experts as one of the best of its kind in the nation. It seats 10,800 for baseball, but can accommodate over 16,000 when the patio, banquet and side grassy areas are used. The stadium also houses 12 suites and state-of-the-art dressing and training rooms. Wireless internet access was added in 2004, concourse and signage renovation was done in 2005 and a second-level press box expansion, new stadium seating and an exterior facelift in 2007 completed a \$4.5 million renovation project. A new video scoreboard was added for 2008.

LSU has played in the SEC Tournament title game in eight of the past 15 seasons. The Tigers have won 11 tournament titles (1986, '90, '92, '93, '94, 2000, 2008, 2009, 2010, 2013, 2014) and have finished as runners-up on six occasions (1987, '91, '95, '97, 2001, 2003).

Alcorn State April 28 (Baton Rouge, La.)

Location: Lorman, Miss.
Colors: Purple and Gold
Conference: SWAC
Website: alcornsports.com
Head Coach: Barret Rey
2014 Record: 11-42
2014 Postseason: N/A
Media Relations Contact: Je'Kel Smith
Email: jekel@alcorn.edu



Baylor March 7 (Houston, Texas)

Location: Waco, Texas
Colors: Green and Gold
Conference: Big 12
Website: baylorbears.com
Head Coach: Steve Smith
Record at School: 721-491-1 (21st Season)
Career Record: 721-491-1 (21st Season)
2014 Record: 26-31
2014 Postseason: Big 12 Championship
Letterwinners: 19/8
Media Relations Contact: Zach Peters
Email: Zach_Peters@Baylor.edu



Boston College February 20-22 (Baton Rouge, La.)

Location: Chestnut Hill, Mass.
Colors: Maroon and Gold
Conference: ACC
Website: www.bceagles.com
Head Coach: Mike Gambino
Record at School: 73-139 (5th Season)
Career Record: 73-139 (5th Season)
2014 Record: 12-33
2014 Postseason: N/A
Letterwinners: 24/6
Media Relations Contact: Zanna Ollove
Email: ollove@bc.edu



Grambling March 4 (Baton Rouge, La.)

Location: Grambling, La.
Colors: Black and Gold
Conference: SWAC
Website: www.gsutigers.com
Head Coach: James Cooper (4th Season)
Record at School: 56-87
2014 Record: 16-31
2014 Postseason: N/A
Media Relations Contact: Robert Vogel
Email: vogelr@gram.edu



Houston March 6 (Houston, Texas)

Location: Houston, Texas
Colors: Scarlet and White
Conference: American Athletic Conference
Website: uhcougars.com
Head Coach: Todd Whitting
Record at School: 129-107-1 (5th Season)
Career Record: 129-107-1 (5th Season)
2014 Record: 48-18
2014 Postseason: NCAA Austin Super Regional
Letterwinners: 16/10
Media Relations Contact: Allison McClain
Email: ammccclair@central.uh.edu



Kansas February 13-15 (Baton Rouge, La.)

Location: Lawrence, Kan.
Colors: Crimson and Blue
Conference: Big 12
Website: www.kuathletics.com
Head Coach: Ritch Price
Record at School: 392-335-2 (13th Season)
Career Record: 609-555-3 (21st Season)
2014 Record: 35-26
2014 Postseason: 1-2
Letterwinners: 21/12
Media Relations Contact: D.J. Haurin
Email: dhaurin@ku.edu



Lamar April 15 (Baton Rouge, La.)

Location: Beaumont, Texas
Colors: Red and White
Conference: Southland
Website: lamarcardinals.com
Head Coach: Jim Gilligan
Record at School: 1288-835 (37th Season)
Career Record: 1298-845 (38th Season)
2014 Record: 31-25
2014 Postseason: Southland Conference Tournament
Letterwinners: 17
Media Relations Contact: Matthew Fowler
Email: matthew.fowler@lamar.edu



Louisiana-Lafayette March 31 (Metairie, La.)

Location: Lafayette, La.
Colors: Vermillion and White
Conference: Sun Belt
Website: www.ragincajuns.com
Head Coach: Tony Robichaux
Record at School: 732-469-1 (20th Season)
Career Record: 995-646-1 (28th Season)
2014 Record: 58-10
2014 Postseason: Lafayette Super Regional Runner-up
Letterwinners: 12/15
Media Relations Contact: Jeff Schneider
Email: Schneider@louisiana.edu



McNeese State March 11 (Baton Rouge, La.)

Location: Lake Charles, La.
Colors: Blue and Gold
Conference: Southland
Website: mcneesesports.com
Head Coach: Justin Hill
Record at School: 30-28 (2nd Season)
Career Record: 30-28 (2nd Season)
2014 Record: 30-28
2014 Postseason: SLC Tournament
Letterwinners: 17/10
Media Relations Contact: Hunter Bower
Email: hbower@mcneese.edu



Nebraska March 8 (Houston, Texas)

Location: Lincoln, Neb.
Colors: Scarlet and Cream
Conference: Big Ten
Website: huskers.com
Head Coach: Darin Erstad
Record at School: 105-74 (4th Season)
Career Record: 105-74 (4th Season)
2014 Record: 41-21
2014 Postseason: NCAA Stillwater Regional
Letterwinners: 19/9
Media Relations Contact: Jeremy Foote
Email: jfoote@huskers.com



Nicholls State February 18 (Baton Rouge, La.)

Location: Thibodaux, La.
Colors: Red and Gray
Conference: Sun Belt
Website: geauxcolonels.com
Head Coach: Seth Thibodeaux (5th season)
Record at School: 80-86
Career Record: 80-86
2014 Record: 32-26
2014 Postseason: N/A
Letterwinners: 18/9
Media Relations Contact: Zack Carlton
Email: zachary.carlton@nicholls.edu



Northwestern State April 8 (Baton Rouge, La.)

Location: Natchitoches, La.
Colors: Purple, White and Orange trim
Conference: Southland
Website: NSUDemons.com
Head Coach: Lane Burroughs
Record at School: 49-66 (3rd Season)
Career Record: 49-66 (3rd Season)
2014 Record: 33-26
2014 Postseason: N/A
Letterwinners: 22/9
Media Relations Contact: Jason Pugh
Email: pughj@nsula.edu



LSU baseball games are family-friendly events.



Tailgating is a time-honored tradition at Alex Box Stadium.



Princeton**February 27-March 1 (Baton Rouge, La.)**

Location: Princeton, N.J.
 Colors: Orange and Black
 Conference: Ivy League
 Website: www.goprincetontigers.com
 Head Coach: Scott Bradley
 Record at School: 346-387-1 (17th Season)
 Career Record: 346-387-1 (17th Season)
 2014 Record: 14-26
 2014 Postseason: N/A
 Media Relations Contact: Ben Badua
 Email: bbadua@princeton.edu

**Southern****March 17 (Baton Rouge, La.)**

Location: Baton Rouge, La.
 Colors: Columbia Blue and Gold
 Conference: SWAC
 Website: gojagsports.com
 Head Coach: Roger Cador
 Record at School: 860-514-1 (31st Season)
 Career Record: 860-514-1 (31st Season)
 2014 Record: 10-26
 2014 Postseason: N/A
 Letterwinners: 18/13
 Media Relations Contact: Christopher Jones
 Email: jones_chrisk@yahoo.com

**Tulane****March 24 (New Orleans, La.), April 21 (Baton Rouge, La.)**

Location: New Orleans, La.
 Colors: Sky Blue and Olive
 Conference: C-USA
 Website: www.tulane.greenwave.com
 Head Coach: David Pierce
 Record at School: N/A (1st Season)
 Career Record: 121-63 (N/A)
 2014 Record: 23-29
 2014 Postseason: N/A
 Letterwinners: 22/3
 Media Relations Contact: Curtis Akey
 Email: cakey@tulane.edu

**Southeastern Louisiana****February 25 (Baton Rouge, La.)**

Location: Hammond, La.
 Colors: Green and Gold
 Conference: Southland
 Website: www.lionsports.net
 Head Coach: Matt Riser
 Record at School: 38-25 (2nd Season)
 Career Record: 38-25 (2nd Season)
 2014 Record: 38-25
 2014 Postseason: NCAA Regional
 Letterwinners: 20/12
 Media Relations Contact: Damon Sunde
 Email: Damon.Sunde@southeastern.edu

**Stephen F. Austin****March 3 (Baton Rouge, La.)**

Location: Nacogdoches, Texas
 Colors: Purple and White
 Conference: Southland
 Website: www.sfajacks.com
 Head Coach: Johnny Cardenas
 Record at School: 168-172 (7th Season)
 Career Record: 168-172 (7th Season)
 2014 Record: 20-35
 2014 Postseason: N/A
 Letterwinners: 14/17
 Media Relations Contact: Kyle Rogers
 Email: rogerska1@sfasu.edu

**UNO****April 7 (Baton Rouge, La.), May 12 (New Orleans, La.)**

Location: New Orleans, La.
 Colors: Reflex Blue and Silver
 Conference: Southland
 Website: www.unoprivateers.com
 Head Coach: Ron Maestri
 Record at School: 529-275-1 (16th Season)
 Career Record: 529-275-1 (16th Season)
 2014 Record: 11-38
 2014 Postseason: N/A
 Media Relations Contact: Emmanuel Pepis
 Email: epepis@uno.edu

**2015 NCAA Tournament****Regional Tournaments: May 29-June 1 (sites TBA)****Super Regional Series: June 5-7/6-8 (sites TBA)****College World Series: June 13-23/24 (TD Ameritrade Park - Omaha, Neb.)**

The 2015 NCAA Tournament will feature a 64-team field for the 17th straight year, as the tournament was expanded from 48 to 64 participants in 1999. The teams selected for the tournament will be placed in 16 four-team NCAA Regional brackets at campus sites across the country, May 29-June 1.

The brackets are set up like the NCAA basketball tournament with the top eight teams in the country earning "National Seeds." The brackets will be used to


determine Super Regional pairings as well as the two brackets for the College World Series.

The 16 winners of the Regionals advance to the Super Regionals, where teams will be matched up for best-of-three series at eight sites, June 6-8 and June 7-9. The eight winners of the Super Regionals advance to the College World Series, June 14-25, at Omaha's TD Ameritrade Park.

The eight CWS teams compete in two four-team

brackets. From 1988-2002, the bracket champions met in a single game to determine the national champion; however, the bracket champions now meet in a best two-of-three series to determine the national champion.

LSU has made 16 CWS appearances, winning the national championship six times. LSU is one of only 10 schools to have earned at least 16 CWS berths.



LSU Bat Girls perform a variety of duties during the Tigers' home games.



The Alex Box Stadium grounds crew entertains fans with its dance routines.



LSU salutes local military personnel at all Saturday and Sunday home games.



18
Austin Bain
RH Pitcher/Infielder
6-1, 186, R-R, Fr., HS
Geismar, La. (Dutchtown HS)

Versatile player who can make an immediate impact on the pitching staff with his stuff; his fastball consistently sits in the 90 mph range, and he features a plus breaking ball that he commands ... a fiery competitor who will fill up the zone and go right after hitters ... also have the opportunity to compete for a spot in the lineup as he is a good athlete that can swing the bat with authority.

Prior to LSU

A 2014 1st team All-District utility player and 2014 All-District MVP at Dutchtown High School ... batted .374 in 2014 with 11 doubles, five triples, three homers and 39 RBI; posted a 2.85 ERA on the mound with 64 strikeouts in 46.2 innings ... also earned 2014 All-State honorable mention and was a First Team All-Metro utility player ... named 2013 1st team All-District utility player and 2013 1st team All-Metro utility player

Personal

Full name is Austin Jimmy Bain ... parents are Pete and Keippi Bain ... has two older sisters, Amanda and Haley ... his grandfather, Jim Bain, played football at Mississippi State ... chose to attend LSU because "being around LSU baseball my whole life; it has always been a dream to play here" ... majoring in general business at LSU ... born May 2, 1995 in Baton Rouge.



28
Kyle Bouman
LH Pitcher
6-0, 210, L-L Sr., 1L
Ferguson, Mo. (DeSmet Jesuit HS/Jefferson County CC)



Excellent left-hander who played his freshman year at Wichita State and sophomore year at Jefferson County Community College in Missouri prior to transferring to LSU in the fall of '13 ... emerged as one of the Tigers' top pitchers in 2014, making 11 starts, including four in SEC play ... a three-pitch mix lefty that can throw any pitch in any count to keep hitters off balance ... named to the All-Star Team in the Northwoods League in the summer of 2013.

2014 Season

Appeared in 17 games (11 starts), posting a 5-2 mark and a 2.12 ERA in 63.2 innings with 16 walks and 32 strikeouts... finished No. 7 in the SEC in ERA and No. 10 in the league in opponent batting average (.215) ... delivered an excellent performance in the third round of the NCAA Baton Rouge Regional versus Houston (June 1), firing six shutout innings and allowing just two singles ... defeated Arkansas in SEC Tournament semifinal (May 24), allowing one run on two hits in six innings with two walks and three strikeouts ... posted his first career SEC win May 17 at Auburn - five innings, one run on four hits, one walk and two strikeouts ... started April 6 game versus Miss. State - worked 3.1 innings and allowed one run on five hits with one walk and four strikeouts ... pitched two scoreless relief innings vs. Tennessee (April 27), allowing no hits with two walks ... longest outing of the season versus Yale on March 1 - seven innings, no runs on two hits with one walk and four strikeouts ... recorded a season-high five strikeouts in 6.2 innings versus Purdue on March 8.

Prior to LSU

Started nine games for Jefferson County CC - located in Hillsboro, Mo. - in 2013, posting a 5-3 mark, three complete games and one save ... recorded a team-best 1.70 ERA in 58.1 innings with 53 strikeouts and eight walks ... enjoyed an outstanding high school career at DeSmet Jesuit HS in Creve Coeur, Mo. ... lettered four years in baseball and one in basketball ... all-conference selection both junior and senior year of high school ... graduated with a 3.5 GPA.

Personal

Full name is Kyle William Bouman ... parents are Al and Mary Bouman ... has two sisters, Mallory and Emma ... chose to attend LSU because of "the trust I had in Coach Mainieri and the opportunity to play for a College World Series championship" ... majoring in sports administration at LSU ... born September 1, 1992 in St. Louis, Mo.

Bouman's LSU Career Statistics

Year	ERA	W-L	App	GS	CG	SHO/CBO	SV	IP	H	R	ER	BB	SO	2B	3B	HR	BF	B/Avg	WP	HBP	BK	SFA	SHA
2014...	2.12	5-2	17	11	0	0/3	0	63.2	49	15	15	16	32	8	1	2	254	.215	1	5	1	1	4

Bouman's LSU Career Highs

Innings: 7 vs. Yale (3/1/14)
Strikeouts: 5 vs. Purdue (3/8/14)
Hits Allowed: 7 vs. Toledo (2/22/14)
Runs: 4 vs. Arkansas (4/13/14)
Earned Runs: 4 vs. Arkansas (4/13/14)
Walks: 2 five times; most recently vs. Houston (6/1/14)



8
Alex Bregman
Infielder
6-0, 186, R-R, Jr., 2L
Albuquerque, N.M. (Albuquerque Academy)

2014 Second-Team All-SEC

2014 NCAA Regional All-Tournament Team

2014 SEC All-Tournament Team

2014 Second-Team All-Louisiana

2014 and 2013 USA Collegiate National Team

2013 National Freshman of the Year (Collegiate Baseball, Baseball America, NCBWA)

2013 National Shortstop of the Year (Brooks Wallace Award)

2013 First-Team All-American (Baseball America, ABCA, Perfect Game)

2013 SEC Freshman of the Year

2013 First-Team All-SEC

2013 ABCA First-Team All-South Region

2013 NCAA Baton Rouge Regional Most Outstanding Player

SEC Player of the Week (March 25, 2013)

2013 Louisiana Freshman of the Year

MLB Draft: 29th round in 2012 (Boston)

One of the most dynamic players in the nation who returns for his third season as LSU's starting shortstop ... the 2013 National Freshman of the Year and winner of the 2013 Brooks Wallace Award as the nation's best shortstop ... also received 2013 first-team All-America recognition and was named the '13 SEC Freshman of the Year ... very versatile defensively and can play anywhere on the field ... has played for the U.S. Collegiate National Team over the past two summers - he collected five doubles, one homer, 17 RBI, 20 runs and 10 steals in 10 attempts for Team USA in 2014 with a schedule that included games against Cuba, Japan and Chinese Taipei; he batted .361 in 18 games for the United States in 2013, helping the squad post a 20-3 record ... 29th round selection of the Boston Red Sox in the 2012 MLB Draft.

2014 Season

Started all 63 of LSU's games at shortstop, batting .316 (77-for-244) with 16 doubles, six homers, 35 runs and 12 stolen bases ... earned second-team all-SEC recognition from the league's coaches ... batted .451 (23-for-51) in last 12 games of the 2014 season with six doubles, three homers, 16 RBI and 12 runs ... named to the 2014 NCAA Regional All-Tournament team, hitting .533 (8-for-15) with two doubles, three RBI and two runs ... named to 2014 SEC All-Tournament team after batting .412 (7-for-17) with two doubles, one homer, five RBI, three runs ... career-high eight RBI vs. Northwestern State (May 13, 2014), including his first career grand slam ... 3-for-4 with a homer, a double, two RBI and two runs in May 2 win over Texas A&M; it was his third three-hit game of the season ... hit .444 (8-for-18) in LSU's four games during the week of April 22-27 with two doubles, three RBI and two runs ... Bregman was 6-for-15 (.400) in the Tennessee series (April 25-27) with two doubles, three RBI, two runs and one steal ... launched three-run homer versus McNeese State (April 2) to erase 3-2 deficit and lift Tigers to 10-3 victory ... reached base safely in the Tigers' first 19 games of the season; streak was broken at Vanderbilt (March 15) ... collected four RBI vs. Purdue (March 7) as he was 3-for-4 with a run scored.



2013 Season

Recipient of the 2013 Brooks Wallace Award as the nation's best shortstop; also received first-team all-America recognition ... named 2013 National Freshman Player of the Year by Collegiate Baseball newspaper, by Baseball America magazine and by the National Collegiate Baseball Writers Association; voted 2013 SEC Freshman of the Year and first-team all-SEC by the league coaches ... batted .369 (104-for-282) with 18 doubles, seven triples, six homers, 52 RBI, 59 runs and 16 steals in 17 attempts ... finished the 2013 season No. 2 in the nation in base hits with 104 ... named the Most Outstanding Player of the NCAA Baton Rouge Regional, batting .545 (6-for-11) with one double, one HR, three RBI and five runs ... No. 2 in the SEC in base hits (104); No. 1 in triples (7); No. 3 in total bases (154); No. 5 in batting average (.369); No. 4 in runs scored (59); No. 3 in doubles (18); No. 4 in slugging percentage (.546) and No. 5 in RBI (52) ... hit .373 (47-for-126) in SEC regular-season games with seven doubles, three triples, four homers and 26 RBI ... batted .500 (6-for-12) in LSU's three-game sweep of Florida (May 2-4) with two doubles, three RBI and four runs scored ... 3-for-7 in April 20 win at Alabama with one homer, one triple, one double, three RBI and one run scored ... posted 23-game hit streak from March 6-April 12, batting .495 (48-for-97) during the streak with eight doubles, five triples, two homers and 24 RBI; the streak was the fourth-longest in LSU history ... named SEC Player of the Week (March 25) after hitting .692 (9-for-13) in the Auburn series with one double, two RBI, five runs ... delivered game-winning walk-off single in bottom of 13th inning March 20 to lift LSU to 2-1 win over Northwestern State ... launched three-run homer in ninth inning of Game 2 of Miss. State series (March 16), helping to clinch a 7-3 LSU victory ... drove in four runs in LSU's 11-2 win Feb. 26 at Louisiana-Lafayette, blasting his first career collegiate home run, a three-run dinger.

Prior to LSU

Battled an injury during his senior season, but hit .678 as a high school junior in 2011 and set a New Mexico season record with 19 HRs ... coached by Jason Columbus, who played at LSU in 2002 as a reserve first baseman ... received first team All-State recognition ... led 18U U.S. National Team to a gold medal in the fall of 2011 at the International Baseball Federation World Championships ... received All-Metro honors and All-District honors ... received 2010 Richard W. Case Award as the USA Baseball Player of the Year ... helped lead team to high school state championship in 2009.

Personal

Parents are Sam and Jackie Bregman, both of whom are attorneys ... has a younger sister, Jessica, and a younger brother, Anthony ... said he chose to attend LSU because he loves "the people, the facilities and the coaching staff" ... majoring in sports administration at LSU ... born March 30, 1994 in Albuquerque, N.M.

Bregman's LSU Career Statistics

Year	Avg	GP-GS	AB	R	H	2B	3B	HR	RBI	TB	SLG%	BB	HBP	SO	GDP	OB%	SF	SH	SB-ATT	PO	A	E	FLD%
2013...	.369	67-67	282	59	104	18	7	6	52	154	.546	24	3	25	9	.417	5	0	16-17	86	174	17	.939
2014...	.316	63-63	244	35	77	16	0	6	47	111	.455	27	8	21	3	.397	3	1	12-18	93	187	10	.966
TOTAL...	.344	130-130	526	94	181	34	7	12	99	265	.504	51	11	46	12	.408	8	1	28-35	179	361	27	.952

Bregman's LSU Career Highs

At-Bats: 7 at Alabama (4/20/13); at Ole Miss (4/17/14)
 Hits: 4 at Tulane (3/26/13); vs. Northwestern State (5/13/14); vs. Houston (6/1/14)
 Runs Scored: 4 vs. Northwestern State (5/13/14)
 Doubles: 2 four times; most recently vs. Houston (6/1/14)
 Triples: 1 seven times; most recently at Alabama (4/20/13)
 Home Runs: 2 vs. Northwestern State (5/13/14)
 RBI: 8 vs. Northwestern State (5/13/14)



46

Parker Bugg

RH Pitcher

6-6, 210, R-R, So., 1L

San Diego, Calif. (Rancho Bernardo HS)



2014 SEC First-Year Academic Honor Roll

MLB Draft: 34th round in 2013 (Baltimore)

Tall, right-handed pitcher from San Diego who has tremendous upside and made an immediate impact last season in the LSU bullpen ... named to the 2014 SEC First-Year Academic Honor Roll as an accounting major ... has a good feel for pitching and uses an over-the-top low 90s fastball with a major downhill plane to be effective ... suffered a broken foot during his 2013 senior season in high school and missed the second half of the year ... selected in the 34th round of the MLB Draft by the Baltimore Orioles ... pitched for 2014 Cape Cod League champion Yarmouth-Dennis over the summer, recording 15 strikeouts in 17.2 innings (12 appearances).

2014 Season

Appeared in 26 games (one start), recording a 2-2 mark with a 2.75 ERA and two saves in 36 innings ... registered five walks and 29 strikeouts and limited opponents to a .211 batting average ... first career collegiate start on April 29 vs. Alcorn State - worked two innings, allowing no runs on two hits with two strikeouts ... winning pitcher in LSU's 4-3, 13-inning victory at Ole Miss on April 17 - worked a scoreless 12th inning with no hits, no walks and two strikeouts ... earned first career LSU win in relief vs. Miss. State (April 6); limited Bulldogs to one run on two hits in 1.2 IP with one walk and three strikeouts ... superb relief outing versus Georgia (March 29), pitching a season-high 4.0 innings, allowing no runs on two hits with two strikeouts ... strong relief outing in LSU win at Vanderbilt (March 14); fired 1.1 innings, allowing an unearned run with no walks and two strikeouts ... earned a save versus Purdue (March 9), allowing no runs on one hit in 1.2 innings with one strikeout ... earned first career save on February 15 at New Orleans - one scoreless inning with three strikeouts.

Prior to LSU

Posted a 5-1 mark with a 0.90 ERA with 39 strikeouts in 39 innings as a senior at Rancho Bernardo High School ... missed the last seven weeks of the season, however, to due to a stress fracture in his right foot ... led his team to two CIF San Diego Section D1 championships ... named to the San Diego Union Tribune All-Academic Team ... member of the 2012 Southern California Milwaukee Brewers Area Code Team.

Personal

Full name is Parker Brent Bugg ... parents are Steven and Betty Ann Bugg ... father is a United States Secret Service special agent; mother is a dental hygienist ... father played baseball and basketball at Louisville; mother played field hockey at Eastern Kentucky ... has one older sister, Taylor ... chose to attend LSU because "it has a rich tradition that cannot be matched anywhere else in the country; the fan base is the best in the country, and LSU always puts itself in position to win the College World Series; I also felt Coach Dunn's (LSU pitching coach Alan Dunn) experience in professional baseball would prepare me for the next level" ... majoring in accounting at LSU ... born October 26, 1994 in Louisville, Ky.

Bugg's LSU Career Statistics

Year	ERA	W-L	App	GS	CG	SHO/CBO	SV	IP	H	R	ER	BB	SO	2B	3B	HR	BF	B/Avg	WP	HBP	BK	SFA	SHA
2014...	2.75	2-2	26	1	0	0/6	2	36.0	27	13	11	5	29	2	0	2	146	.211	2	6	0	1	6

Bugg's LSU Career Highs

Innings: 4 vs. Georgia (3/23/14)
 Strikeouts: 3 at New Orleans (2/15/14); vs. Miss. State (4/6/14)
 Hits Allowed: 3 vs. Nicholls State (3/11/14)
 Runs: 4 vs. Houston (6/2/14)
 Earned Runs: 4 vs. Houston (6/2/14)
 Walks: 1 five times; most recently vs. Houston (6/2/14)



10

Grayson Byrd

Infielder
6-3, 180, L-R, Fr., HS
Milton, Ga. (King's Ridge Christian HS)

MLB Draft: 39th Round in 2014 (Atlanta)

Comes from strong baseball bloodlines as his father, Paul Byrd, is a former LSU Tiger great and 14-year MLB pitcher ... a smooth defender who can make all the plays and throws in the infield ... offensively, he possesses an excellent approach at the plate with outstanding strike zone discipline and ability to drive balls gap-to-gap from the left side.

Prior to LSU

Named the 2014 Georgia High School Association Region 6A Player of the Year, batting .480 on the year ... led King's Ridge Christian High School to a 26-4 record, capturing the Class A State Championship ... earned 2014 Perfect Game Southeast Region First-Team honors ... as a junior hit .570 and was named team MVP ... named the North Fulton County Student Athlete of the Month for May 2014, as he was recognized for mission trips and charity work as well as his academic and athletic success ... selected to Team USA Developmental Program for 17U players coached by former LSU great Ben McDonald.

Personal

Full name is Grayson Elijah Byrd ... parents are Paul and Kym Byrd ... Paul Byrd pitched at LSU from 1989-91 and enjoyed a 14-year Major League career with the Mets, Braves, Phillies, Royals, Angels, Indians and Red Sox ... has one younger sibling, Colby ... chose to attend LSU because of "the facilities and top-notch coaching; both of my parents attended LSU and I've been wearing purple and gold my whole life; the food in Louisiana is also amazing!" ... majoring in sports administration at LSU ... born June 16, 1996, in Queens, New York.



32

Alden Cartwright

RH Pitcher
6-0, 190, R-R, So., 1L
Baton Rouge, La. (Runnels HS)



Talented pitcher with a fastball that sits in the mid to upper 80s but utilizes his 12-6 breaking ball in any count ... made significant contributions both as a starter and reliever in his freshman season at LSU ... knows how to pitch "backwards" and spin the ball in hitter's counts to keep them off balance ... coached by former LSU second baseman Tookie Johnson (1988-91) at Runnels High School ... made nine appearances for the Battle Creek Bombers in the 2014 Northwoods Leagues over the summer, recording two saves and 14 strikeouts in 15.1 innings.

2014 Season

Appeared in 21 games (seven starts), posting a 1-1 mark and a 2.41 ERA in 33.2 innings with 13 walks and 25 strikeouts ... the starting pitcher in LSU's SEC Tournament championship game win over Florida (May 25), allowing no runs on one hit in four innings ... pitched four innings in starting role at Texas A&M (May 4), limiting Aggies to one run on three hits with two walks and two strikeouts ... excellent outing in first career SEC start at Ole Miss (April 19) - worked four innings, allowing just two singles with no walks and two strikeouts; he retired the first 10 Rebel batters that he faced ... suffered a shoulder injury at Vanderbilt March 15; was out for two weeks before returning to the mound for a 0.1 inning March 30 at Florida ... made two appearances in the Miss. State series (April 5-6), working a total of 1.1 innings with no runs on one hit, one walk and one strikeout ... pitched 2.1 innings vs. McNeese State (April 2), allowing one run on two hits with one strikeout ... worked two innings vs. Southern (March 12), allowing no runs on one hit with season-best four strikeouts.

Prior to LSU

Posted 18 wins and 10 saves during his four-year career at Runnels High School ... completed his career with 344 strikeouts and only 94 walks; posted a 3.62 career ERA ... recorded 103 strikeouts and a 1.75 ERA as a junior; 105 strikeouts and a 2.47 ERA as a senior ... 2013 MVP of the Louisiana High School All-Star Game ... 2012 First-Team All-State and District MVP ... earned first-team all-district honors in each of his four high school seasons

Personal

Full name is William Alden Cartwright ... parents are Mark and Libby Cartwright ... father is a nursing homes administrator and mother is a teacher ... has two older brothers, Hunter and Paul, and an older sister, Chelsie ... says that "growing up in Baton Rouge made playing at LSU my dream" ... majoring in management at LSU ... born November 8, 1994 in Baton Rouge.

Cartwright's LSU Career Statistics

Year	ERA	W-L	App	GS	CG	SHO/CBO	SV	IP	H	R	ER	BB	SO	2B	3B	HR	BF	B/Avg	WP	HBP	BK	SFA	SHA
2014...	2.41	1-1	21	7	0	0/5	0	33.2	28	12	9	13	25	2	0	3	142	.228	2	4	0	1	1

Cartwright's LSU Career Highs

Innings: 4 three times; most recently vs. Florida (5/25/14)
 Strikeouts: 4 vs. Southern (3/12/14)
 Hits Allowed: 5 vs. Alabama (5/10/14)
 Runs: 3 twice; most recently vs. Alabama (5/10/14)
 Earned Runs: 2 three times; most recently vs. Houston (6/2/14)
 Walks: 4 vs. Florida (5/25/14)



26

Chris Chinea

Catcher
5-11, 220, R-R, Jr., 2L
Miami, Fla. (Gulliver Prep School)



Very strong catcher who runs well and is athletic enough to play multiple positions ... started 19 games behind the plate in 2014 and will contend again for the starting role at catcher this season ... a 2014 Cape Cod League All-Star; he hit .310 (27-for-87) with four doubles and 18 RBI for the Wareham Gatemen.

2014 Season

Played in 42 games (19 starts at catcher, four starts at DH and two starts at first base), batting .250 (19-for-76) with five doubles, two homers, nine runs and 13 RBI ... started two games in the SEC Tournament and was credited with three RBI ... threw out 10 base runners attempting to steal during the season ... 2-for-3 with a solo homer versus Alabama on May 10 in Game 2 of doubleheader ... 2-for-3 versus Arkansas on April 12 with one double, one RBI and one run scored ... 2-for-4 with one double and one RBI versus Purdue (March 9).

2013 Season

Played in 31 games (10 starts), batting .277 (13-for-47) with four doubles, 11 RBI and five runs ... started in six SEC regular-season contests and hit .273 (6-for-22) in conference games with one double and six RBI ... 2-for-4 with one RBI and one run scored vs. Ole Miss (May 18) ... doubled and scored a run in LSU's win over New Orleans (May 14) ... lined a bases-loaded, three-run double in LSU win over Florida (May 4) ... recorded two RBI in LSU win over Auburn (March 24).

Prior to LSU

A 2012 Baseball America and Louisville Slugger High School All-American ... named Miami Herald Player of the Year for Classes 1A through 4A ... hit .542 as a senior in 2012 with 12 doubles, one triple, nine homers and 38 RBI ... also earned All-America recognition in 2011 and 2010 ... hit .481 as a junior in 2011 with 17 doubles, seven homers and 39 RBI ... batted .597 as a sophomore in 2010 with 15 doubles, six homers and 55 RBI, and was named the Class 3A Dade County Player of the Year.

Year ... batted .495 in 2009 as a freshman with 13 doubles, five homers and 44 RBI ... a four-year honor roll student at Gulliver Prep.

Personal

Full name is Christopher Michael Chinae ... parents are Carlos and Maria Eugenia Chinae ... has two younger brothers, Brandon and Daniel ... chose to attend LSU in order to gain "a college experience that will last a lifetime academically and athletically" ... majoring in sports administration at LSU ... born May 3, 1994 in Miami.

Chinae's LSU Career Statistics

Year	Avg	GP-GS	AB	R	H	2B	3B	HR	RBI	TB	SLG%	BB	HBP	SO	GDP	OB%	SF	SH	SB-ATT	PO	A	E	FLD%
2013...	.277	31-10	47	5	13	4	0	0	11	17	.362	7	2	3	1	.373	3	0	0-0	61	3	1	.985
2014...	.250	42-25	76	9	19	5	0	2	13	30	.395	7	1	4	3	.310	3	2	0-0	168	27	5	.975
TOTAL...	.260	73-35	123	14	32	9	0	2	24	47	.382	14	3	7	4	.336	6	2	0-0	229	30	6	.977

Chinae's LSU Career Highs

At-Bats: 4 several times; most recently vs. Georgia (3/21/14)
 Hits: 2 six times; most recently vs. Alabama (5/10/14)
 Runs Scored: 1 several times
 Doubles: 1 nine times; most recently at Auburn (5/16/14)
 Triples: none
 Home Runs: 1 twice; most recently vs. Alabama (5/10/14)
 RBI: 3 vs. Florida (5/4/13)



7 Greg Deichmann

Infielder
 6-2, 185, L-R, Fr., HS
 Metairie, La. (Brother Martin HS)

As a high school player entering college, he is as close as it gets to the proverbial "five-tool player" ... possesses all of the physical attributes to become a great player; biggest tool is his power, as indicated by leading the state of Louisiana in home runs for three straight years.

Prior to LSU

A 2014 Louisville Slugger, Under Armour and Rawlings All-American ... a three-time All-State, All-Metro and All-District player and the 2014 Metro Player of the Year ... launched 29 career home runs and is the Brother Martin High School career homers leader ... named to the 2014 Max Preps Top 100 Baseball Seniors list ... rated among Baseball America's Top 500 prospects ... the Brother Martin High School Crimson Shield Leadership Award winner ... a four-year Honor Roll student.

Personal

Full name is Gregory Arthur Deichmann Jr. ... parents are Greg and Angela Deichmann ... has one older sister, Hailey ... majoring in political science at LSU ... born May 31, 1995.



12 Hunter Devall

LH Pitcher
 5-8, 178, L-L, Jr., 2L
 Clinton, La. (Centreville Academy)



Outstanding left-hander from Clinton, La. who attended Centreville Academy in Mississippi ... absolute "bulldog" on the mound who believes he can get anyone out in any situation ... has a three-quarter arm slot from the left side and a good breaking ball that is very tough on left-handed hitters ... helped lead the Lakeshore Chinooks to the 2014 Northwoods League championship over the summer, posting 23 strikeouts in 18 innings of work (10 appearances).

2014 Season

Appeared in 18 games out of the Tigers' bullpen, posting a 1-0 mark and a 3.10 ERA in 20.1 innings with eight walks and 16 strikeouts ... earned relief win at Ole Miss (April 19), as he pitched 2.2 innings, limiting the Rebels to two hits with no walks and two strikeouts ... superb relief outing vs. Lamar (April 9) - two scoreless innings with one hit, no walks and career-best four strikeouts ... pitched a shutout inning at Florida (March 29), allowing no hits with one strikeout ... effective relief outing at Northwestern State (March 6), firing two scoreless innings with no hits and three strikeouts.

2013 Season

Appeared in 16 games (one start), posting a 3-0 mark and a 2.65 ERA in 17 innings with five walks and 15 strikeouts ... longest outing of the season came on April 2 versus Alcorn State as he worked four shutout innings, limiting the Braves to one hit with two walks and three strikeouts ... fired two scoreless innings against Sacred Heart on March 6, allowing three hits with one walk and three strikeouts ... worked a scoreless inning versus Brown (March 2) with two strikeouts.

Prior to LSU

Posted a 7-1 mark in 2012 as a senior with a 0.98 ERA and three saves in 71 innings, recording 140 strikeouts ... earned 2012 All-State, All-Metro and All-District honors and was named District Co-MVP ... recorded a 10-1 mark in 2011 as a junior with a 0.78 ERA and 136 strikeouts in 73 innings ... named Co-State MVP in 2011 ... helped lead team to state championship in both 2011 and 2012 ... named 2011 Perfect Game Honorable Mention All-American and the 2010 Perfect Game World Championships Most Valuable Pitcher.

Personal

Full name is Hunter Fulton Devall ... parents are Dennis and Jana Devall ... has one sister, Brooke ... chose to attend LSU because "when you grow up in Louisiana, you dream of playing baseball for LSU" ... majoring in agricultural business at LSU ... born June 26, 1993.

Devall's LSU Career Statistics

Year	ERA	W-L	App	GS	CG	SHO/CBO	SV	IP	H	R	ER	BB	SO	2B	3B	HR	BF	B/Avg	WP	HBP	BK	SFA	SHA
2013...	2.85	3-0	16	1	0	0/1	0	17.0	15	5	5	5	15	5	0	0	71	.246	2	4	1	0	1
2014...	3.10	1-0	18	0	0	0/5	0	20.1	16	8	7	8	16	4	0	0	86	.219	1	2	0	1	1
TOTAL...	2.89	4-0	34	1	0	0/6	0	37.1	31	13	12	13	31	9	0	0	157	.231	3	6	1	1	2

Devall's LSU Career Highs

Innings: 4.0 vs. Alcorn State (4/2/13)
 Strikeouts: 4 vs. Lamar (4/9/14)
 Hits Allowed: 4 vs. Nicholls State (3/13/13)
 Runs: 2 five times; most recently vs. Houston (6/2/14)
 Earned Runs: 2 five times; most recently vs. Houston (6/2/14)
 Walks: 2 twice; most recently vs. Southern Miss (4/15/14)



13 Brady Domangue

RH Pitcher
 6-0, 170, R-R, Sr., 1L
 Houma, La. (Vandebilt Catholic HS/LSU-Eunice)



2014 SEC Academic Honor Roll

Excellent pitcher who was named to the 2014 SEC Academic Honor Roll as a sports administration major ... transfer prior to the 2014 season from LSU-Eunice, where he was perhaps the most successful pitcher in the history of an outstanding junior college program ... set records for lowest ERA and strikeouts in 2013 at LSU-E while leading all of the JUCOs nationwide in wins ... works quickly and pounds the strike zone with a sinking fastball that sits in the high 80s, but can touch the low 90s ... also has a super breaking ball that he uses as a strikeout pitch ... has outstanding mound demeanor along with a quick, but smooth delivery to home plate ... recorded 25 strikeouts in 27.2 innings for the Winter Garden Squeeze in the 2014 Florida Collegiate Summer League and was selected to play in the league's All-Star game.

2014 Season

Appeared in 19 games (two starts), recording a 2-0 mark and a 5.59 ERA in 19.1 innings with one save, 12 walks and 11 strikeouts ... posted first LSU career save on April 29 vs. Alcorn State - worked a scoreless ninth inning with no hits and one strikeout ... recorded two shutout innings at Tulane (March 25), allowing no hits with two strikeouts ... pitched season-high five innings to defeat Nicholls State on March 11; allowed two runs on five hits with one walk and two strikeouts ... earned first career LSU win on March 5 vs. Sacred Heart - worked three innings, allowing one run on three hits with one walk and two strikeouts.

Prior to LSU

Posted a 14-2 record in 2013 at LSU-Eunice with a 1.34 ERA, five complete games and three shutouts; fired 114 innings with 118 strikeouts and 32 walks ... broke the LSU-Eunice records for strikeouts and ERA in 2013 ... 2013 NJCAA All-American Pitcher ... 2013 NJCAA World Series All-Tournament Team ... helped lead LSU-Eunice to the 2012 NJCAA Division II World Series title ... 8-1 record in 2012 at LSU-E with a 3.48 ERA in 77.2 innings, firing 97 strikeouts ... an all-state and all-district performer at Vandebilt Catholic HS in Houma, La. with a high school GPA of 3.9 ... while in high school, competed in the Youth Hunter Education Challenge and won numerous titles with a shooting team in Terrebonne Parish.

Personal

Full name is Brady Jude Domangue ... parents are Marty and Danae Domangue ... father is a well site manager for Chevron, mother is a cosmetologist ... chose to attend LSU because "I wanted to see what I was made of, and I wanted to challenge myself with the best program in the nation; family is huge to me, and they'll be able to watch every game since Houma, La. is right down the road" ... majoring in general business at LSU ... born October 8, 1991 in Houma, La.

Domangue's LSU Career Statistics

Year	ERA	W-L	App	GS	CG	SHO/CBO	SV	IP	H	R	ER	BB	SO	2B	3B	HR	BF	B/Avg	WP	HBP	BK	SFA	SHA
2014...	5.59	2-0	19	2	0	0/4	1	19.1	21	12	12	12	11	3	0	2	93	.288	3	2	0	2	4

Domangue's LSU Career Highs

Innings: 5 vs. Nicholls State (3/11/14)
 Strikeouts: 2 three times; most recently at Tulane (3/25/14)
 Hits Allowed: 5 vs. Nicholls State (3/11/14)
 Runs: 3 twice; most recently vs. Houston (6/2/14)
 Earned Runs: 3 twice; most recently vs. Houston (6/2/14)
 Walks: 3 at New Orleans (2/15/14)



17
Jared Foster
 Outfielder
 6-0, 200, R-R, Sr., 3L
 Lake Charles, La. (Barbe HS)

2013 SEC All-Tournament Team

Excellent athlete who turned down scholarship offers at other SEC schools for the opportunity to walk on to the football and baseball programs at LSU ... a member of the 2011 SEC champion LSU football team as a back-up quarterback; decided to forgo his LSU football career and devote full attention to baseball in the spring of 2012 ... re-joined the football team as a back-up QB in the summer of 2014, but an early-season foot injury kept him sidelined ... very versatile player who will contend for playing time in the outfield this spring.

2014 Season

Played in 43 games (seven starts in RF, five starts in LF, one start in CF), batting .115 (7-for-61) with four doubles, eight RBI and eight runs scored ... made a diving, game-saving catch in left field in the bottom of the ninth inning at Texas A&M on May 2; the catch was No.1 on ESPN's Top 10 plays that night ... Foster made the grab with the score tied 4-4 and the bases loaded - LSU went on to win 5-4 in 10 innings ... also made a spectacular diving catch in center field on April 29 to rob Alcorn State's Christian Hickman of an extra-base hit ... delivered a bases-loaded, three-RBI double in LSU win over South Alabama (March 19) ... lined an RBI double, scored two runs, delivered a sacrifice bunt and a steal, and contributed an outfield assist in win over Nicholls State (March 11).



2013 Season

Played in 42 games (15 starts in right field), batting .359 (23-for-64) with two doubles, two homers, 12 RBI, 19 runs and three stolen bases ... played in 18 SEC regular-season games and batted .346 (9-for-26) with one double, one homer, four RBI and seven runs ... launched two-run homer in opening game of NCAA Baton Rouge Regional versus Jackson State (May 31) - the sixth-inning dinger gave the Tigers a 10-2 lead in an eventual 11-7 victory ... named to SEC All-Tournament team after hitting .667 (4-for-6) in three games with one RBI, four runs scored, two steals, a .778 on-base percentage and an outfield assist at home plate in the tournament championship game vs. Vanderbilt (May 26) ... doubled and collected two RBI vs. Ole Miss (May 18) ... hit .455 (5-for-11) in series vs. South Carolina (April 26-28), recording a .500 on-base percentage ... launched solo homer at Mississippi State on March 17 ... 2-for-5 vs. Sacred Heart on March 6 with one double, one RBI and two runs scored.

2012 Season

Played in 45 games (27 starts), batting .218 (24-for-110) with five doubles, one homer, 13 RBI, 21 runs and four steals ... started 14 games in left field, eight in center field and five at DH ... batted .400 (4-for-10) in the series victory over Florida (April 5-7) with a stolen base and two runs scored ... provided game-winning single in bottom of 11th vs. Arkansas (April 1) to give LSU a walk-off 3-2 victory ... launched first career LSU home run - a solo shot - versus Michigan on March 10 ... 3-for-6 vs. Grambling (Feb. 28) with one double, one RBI and three runs ... ripped a double and collected three RBI versus Alcorn State (Feb. 18).

High School

Earned all-state and all-district recognition in baseball (2B) and football (QB) and was selected to play in the 2011 Louisiana High School Baseball All-Star Game ... hit .371 in 2011 at Barbe High with nine home runs, 33 RBI and 15 stolen bases ... committed only four errors all season as a second baseman ... also played two seasons for the Barbe basketball team ... a member of the Academic Honor Roll.

Personal

Full name is Jared Kent Foster ... parents are Steve and Patricia Foster ... has two older brothers, Russell and Ryan, and one older sister, Jill ... on attending LSU - "I came here to contribute to a National Championship team and represent the best state in the nation" ... majoring in sports administration-commerce at LSU ... born November 2, 1992.

Foster's LSU Career Statistics

Year	Avg	GP-GS	AB	R	H	2B	3B	HR	RBI	TB	SLG%	BB	HBP	SO	GDP	OB%	SF	SH	SB-ATT	PO	A	E	FLD%
2012...	.218	45-27	110	21	24	5	0	1	13	32	.291	10	5	24	2	.312	0	3	4-7	40	1	1	.976
2013...	.359	42-15	64	19	23	2	0	2	12	31	.484	4	4	8	3	.425	1	0	3-3	30	2	0	1.000
2014...	.115	43-13	61	8	7	4	0	0	8	11	.180	6	0	11	0	.194	0	4	1-1	37	1	0	1.000
TOTAL...	.230	130-55	235	48	54	11	0	3	33	74	.315	20	9	43	5	.313	1	7	8-11	107	4	1	.991

Foster's LSU Career Highs

At-Bats: 6 twice; most recently vs. Sam Houston State (6/1/13)
 Hits: 3 twice; most recently vs. Louisiana College (4/3/12)
 Runs Scored: 3 three times; most recently vs. Louisiana College (4/3/12)
 Doubles: 1 several times; most recently vs. Alabama (5/10/14)
 Triples: none
 Home Runs: 1 three times; most recently vs. Jackson State (5/31/13)
 RBI: 3 three times; most recently vs. South Alabama (3/19/14)



23 Jake Fraley

Outfielder
6-0, 183, L-L, So., 11
Middletown, Del. (Caravel Academy)



2014 Second-Team Freshman All-American
SEC Freshman of the Week (April 29, 2014)
2014 Second-Team All-Louisiana

A proverbial "five-tool player" who emerged last season as a starter in the outfield and earned Freshman All-America recognition ... along with possessing all of the physical traits to be a great ballplayer, he has a tremendous work ethic ... collected two doubles, one triple, seven RBI, 11 runs and 11 steals for the Chatham Anglers in the 2014 Cape Cod League.

2014 Season

Played in 49 games (27 starts), batting .372 (45-for-121) with seven doubles, one triple, three homers, 31 runs, 29 RBI and eight stolen bases ... started 25 games in left field and two games in center field ... LSU's leading hitter in SEC regular-season games, batting .350 (21-for-60) in 13 starts with four doubles, nine RBI and 13 runs ... batted .476 (20-for-42) in LSU's last 12 games of the season with one double, one homer, five RBI and eight runs scored ... hit .500 (5-for-10) in the SEC Tournament with two RBI and three runs ... batted .636 (7-for-11) in the Tigers' three-game sweep at Auburn (May 15-17) with one RBI, two runs scored, one stolen base ... named SEC Freshman of the Week on April 29 after he hit .533 (8-for-15) in the Tigers' four games during the week of April 22-27 with two doubles, six RBI, three runs, one stolen base and a .529 on base-percentage ... in LSU's SEC series victory over Tennessee (April 25-27), Fraley batted .455 (5-for-11) with two doubles, three RBI, three runs, one steal and a .462 on-base percentage ... blasted three-run homer in sixth inning versus Alcorn State (April 29) to trigger LSU comeback from a 6-1 deficit ... 3-for-4 vs. Tulane (April 22) with career-best three RBI ... pinch-hit RBI single in 11th inning versus Ole Miss (April 17) to give the Tigers a lead; LSU eventually won in 13 innings ... 2-for-4 at Florida (March 30) with one double, two RBI and one run scored ... launched a three-run homer – his first career collegiate HR – to lead Tigers to win over Texas Southern on Feb. 23.

Prior to LSU

2013 1st Team Louisville Slugger All-American at Caravel Academy in Bear, Delaware ... 2013 Preseason Gatorade Player of the Year ... 2013 1st Team All Region ... batted .492 as a high school senior and .536 as a junior, earning All-State recognition in both seasons ... a three-time member of the Academic Honor Roll.

Personal

Parents are Marvin and Traci Fraley ... father is a salesman, mother works in safety and security ... has an older sister, Lauren, and two younger brothers, Brandon and Andrew ... chose to attend LSU because "I wanted to be a part of the best baseball program and university in the United States; the best coaching staff in college baseball, the fan base and academics all influenced me to come to LSU" ... major in sports administration at LSU ... born May 25, 1995 in Frederick, Md.

Fraley's LSU Career Statistics

Year	Avg	GP	GS	AB	R	H	2B	3B	HR	RBI	TB	SLG%	BB	HBP	SO	GDP	OB%	SF	SH	SB-ATT	PO	A	E	FLD%
2014...	.372	49	27	121	31	45	7	1	3	29	63	.521	9	3	16	0	.419	3	4	8	10	57	1	.983

Fraley's LSU Career Highs

At-Bats:	6 vs. Miss. State (4/6/14)
Hits:	3 five times; most recently vs. Arkansas (5/24/14)
Runs Scored:	2 five times; most recently vs. Alabama (5/10/14)
Doubles:	2 vs. Tennessee (4/25/14)
Triples:	1 vs. Yale (2/28/14)
Home Runs:	1 three times; most recently vs. Northwestern State (5/13/14)
RBI:	3 three times; most recently vs. Alcorn State (5/29/14)



29 Jake Godfrey

RH Pitcher
6-3, 215, R-R, Fr., HS
New Lenox, Ill. (Providence Catholic HS)

MLB Draft: 21st round in 2014 (Atlanta)

A power arm with a low 90s fastball that gets up to 94 mph on a regular basis ... a physical presence on the mound and has a durable frame that can withstand a strong workload ... has an opportunity to make an immediate impact for the Tigers on the mound.

Prior to LSU

A 2014 Perfect Game First-Team All-American ... pitched his Providence Catholic High School team to the 2014 Illinois State Class 4A championship ... the MVP of the 2014 Class 4A State Championship Game ... in the final seven appearances of his senior season, he was 5-1 with one save, 49 strikeouts, 16 walks and a 1.10 ERA in 41 innings ... named 2014 All-Conference in the Chicago Catholic League ... a 2014 Central Region First Team selection by Perfect Game ... ranked as the #1 right-handed pitcher in the Midwest by Prep Baseball Report ... also played football and basketball at Providence Catholic High.

Personal

Full name is Jacob Daniel Godfrey... parents are John and Leslie Godfrey ... has one older brother, Mitchell, and one younger brother, Gavin ... on his decision to attend LSU - "Right before my senior season started, I was on a recruiting trip and was set to go to three different schools, I went to the first two, but didn't even go to the third one because LSU was the second one. Once I got a taste of the chance I had here, that was it for me." ... majoring in sports administration at LSU ... born January 12, 1996 in New Lenox, Ill.



20 Conner Hale

Infielder
6-2, 185, R-R, Sr., 11
New Port Richey, Fla. (Mitchell HS/State College of Fla.)



2014 SEC All-Tournament Team
SEC Player of the Week (April 21, 2014)

Excellent all-around player who made 55 starts for LSU in 2014 (31 starts at second base and 24 starts at first base) ... junior college transfer from State College of Florida, which is the same school that produced former LSU reliever Nick Goody, the Tigers' saves leader in 2012 ... Hale was the Suncoast Conference Player of the Year in 2013 after having an incredible offensive year and playing outstanding defense at third base ... helped lead the Falmouth Commodores to the 2014 Cape Cod League championship series, batting .327 (56-for-171) with 12 doubles, one triple, four homers and 38 RBI ... also played in the '14 Cape Cod League All-Star Game.

2014 Season

Played in 60 games (55 starts; 31 at 2B, 24 at 1B), batting .306 (64-for-209) with 11 doubles, one triple, four homers, 29 RBI and 38 runs ... LSU's second-leading hitter in SEC regular-season games, batting .307 (31-for-101) with seven doubles, one triple, two homers, 11 RBI and 18 runs ... named to the SEC All-Tournament team after hitting .375 (6-for-16) with two doubles, one homer, one RBI and three runs ... 3-for-4 in SEC Tournament win over Vanderbilt (May 21) with two doubles and two runs scored ... 3-for-4 at Auburn on May 16 with two doubles, two RBI and three runs scored ... hit .429 (6-for-14) in LSU's four games during the week of April 29-May 4 with one double, one triple, two homers, six RBI ... unloaded game-winning three-run homer in bottom of eighth inning in LSU victory over Alcorn State (April 29) ... 2-for-3 with a double and LSU career-best three RBI in win over Tennessee (April 27) ... named SEC Player of the Week on April 21 after hitting .583 (7-for-12) in

the Tigers' games from April 15-19 with one double, one homer, two RBI, eight runs scored and a .643 on-base percentage ... in LSU's SEC series victory at No. 10 Ole Miss (April 17-19), Hale hit .625 (5-for-8) with one double, one homer, one RBI, five runs scored and a .667 on-base percentage ... he scored five of the seven total runs tallied by LSU in the Ole Miss series ... 2-for-4 with an RBI and three runs scored in win over Southern Miss (April 15) ... 2-for-4 in April 6 win over Miss. State with one RBI in LSU's 17-4 victory ... three hits with one RBI in win at Southeastern Louisiana (Feb. 19)

Prior to LSU

Hit .366 in 2013 (.402 in conference) with 83 hits, 18 doubles, four triples, one homer and 65 RBI ... named Conference Player of the Year, 1st Team All-Conference and 1st Team All-State ... batted .330 in 2012 with 69 hits, 12 doubles, two triples, 40 RBI and was named 1st Team All-Conference ... led country as a high school senior in 2011 with a .505 batting average, 55 hits, 37 RBI, 11 doubles, and six homers ... played high school ball at J.W. Mitchell HS in New Port Richey, Fla., where he was an Honor Roll student in all four years ... also played soccer as a high school freshman.

Personal

Full name is Conner Joseph Hale ... parents are Clay and Becky Hale ... father is a salesman and mother is a cosmetologist ... has one older brother, Cory ... credits the facilities, stadium and fan support for influencing his decision to attend LSU ... majoring in sports administration at LSU ... born October 10, 1992 in Clearwater, Fla.

Hale's LSU Career Statistics

Year	Avg	GP	GS	AB	R	H	2B	3B	HR	RBI	TB	SLG%	BB	HBP	SO	GDP	OB%	SF	SH	SB-ATT	PO	A	E	FLD%
2014....	.306	60	55	209	38	64	11	1	4	29	89	.426	10	0	17	2	.335	2	5	0-0	251	85	4	.988

Hale's LSU Career Highs

At-Bats: 6 vs. Georgia (3/23/14)
 Hits: 3 four times; most recently vs. Vanderbilt (5/21/14)
 Runs Scored: 3 three times; most recently at Auburn (5/16/14)
 Doubles: 2 at Auburn (5/16/14); vs. Vanderbilt (5/21/14)
 Triples: 1 at Texas A&M (5/3/14)
 Home Runs: 1 four times; most recently vs. Arkansas (5/24/14)
 RBI: 3 vs. Tennessee (4/27/14); vs. Alcorn State (4/29/14)



24
Beau Jordan
 Outfielder
 5-9, 205, R-R, Fr., HS
 Lake Charles, La. (Barbe HS)

Plays a winning brand of baseball and will impact the lineup because of his versatility; greatest attribute is his offensive talent and knack for making things happen, reaching base safely and driving in runs ... has an aggressive approach with a compact swing that also exhibits extension through the zone which allows him to drive the ball.

Prior to LSU

A 2014 Baseball America and Louisville Slugger All-American ... helped lead Barbe High School to the 2012 and 2014 state championships ... named state tournament MVP in 2014 ... a 2013 and 2014 All-State selection ... batted .398 in 2014 with 57 hits, 58 runs, 12 doubles, 12 homers, 43 RBI and 37 stolen bases ... a .379 career hitter in high school (182-for-480) with 46 doubles, 27 homers, 147 RBI, 163 runs and 102 stolen bases ... a 2012, 2013 and 2014 All-Southwest Louisiana and All-District selection ... also played linebacker for the Barbe High football team.

Personal

Full name is Beau James Jordan ... parents are Brad and Lori Jordan ... twin brother, Bryce, is his LSU teammate ... also has a younger brother, Brock ... grandfather, Joe Jordan, played football at Ole Miss and Southeastern Louisiana ... cousin, Pete Young, played baseball at Mississippi State and for the Montreal Expos ... chose to attend LSU because "it has always been a dream of mine to wear the purple and gold" ... majoring in information systems and decision sciences at LSU ... born September 5, 1995 in Lake Charles, La.



25
Bryce Jordan
 Catcher/Infielder
 5-9, 203, R-R, Fr., HS
 Lake Charles, La. (Barbe HS)

A player that encompasses versatility, having played in meaningful games at catcher, third base and first base ... an on-base machine, having set records in high school for getting hit by pitches ... has consistently squared up balls his whole high school career and has all the necessary hitting tools.

Prior to LSU

A 2014 Louisiana Slugger All-American, a two-time Class 5A All-State selection and a three-time All-District selection ... helped lead Barbe HS to state titles in 2012 and 2014 ... batted .481 in 2014 with a .640 on-base percentage, 50 hits, 37 runs, 10 doubles, four homers, 29 RBI, 35 HBP and 21 stolen bases ... set high school national record for most times hit by pitch in a career (67) and in a season (35) ... MVP of 2012 State Championship Tournament ... also played defensive end for the Barbe High football team.

Personal

Full name is Bryce Ray Jordan ... parents are Brad and Lori Jordan ... twin brother, Beau, is his LSU teammate ... also has one younger brother, Brock ... grandfather, Joe Jordan, played football for Ole Miss and Southeastern Louisiana ... chose to attend LSU because "it is one of the top programs in college baseball, and the atmosphere of 12,000 fans cheering you on every night is incredible" ... majoring in information systems and decision sciences at LSU ... born September 5, 1995 in Lake Charles, La.



9
Mark Laird
 Outfielder
 6-2, 173, L-L, Jr., 2L
 Monroe, La. (Ouachita Christian School)



2014 SEC All-Tournament Team
2014 SEC Academic Honor Roll
2013 SEC First-Year Academic Honor Roll

LSU's primary starter in right field for the past two seasons... should again hold down the starting RF position in 2015 ... brings a left-handed hitting presence to the lineup that can handle the bat and absolutely fly around the bases ... possesses a tool that cannot be taught, game-changing speed ... a member of the 2014 SEC Academic Honor Roll as an agricultural business major ... batted .358 in the 2014 Cape Cod League for the Bourne Braves with four doubles, two triples, one homer, 22 RBI, 23 runs and 17 steals ... also played in the '14 Cape Cod League All-Star Game.

2014 Season

Played in 59 games with 58 starts (53 in right field, five in left field) ... batted .291 (65-for-223) with 10 doubles, two triples, 27 RBI, 38 runs and 10 stolen bases ... hit .333 (12-for-36) in LSU's eight postseason games with one double, one triple, five RBI and nine runs scored ... named to the SEC All-Tournament team after hitting .471 (8-for-17) with one double, one triple, four RBI and six runs ... delivered his second game-winning, walk-off hit in less than two weeks in 8-7 win over Tennessee (April 25); Laird's two-out single with runners on first and second in the bottom of the ninth lifted LSU to the victory ... Laird also lined a walk-off single in the bottom of the ninth inning on April 12 to give LSU a 5-4 win over Arkansas ... hit .412 (7-for-17) in the Tigers' four games during week of April 15-19 (vs. Southern Miss and Ole Miss) with one double, two RBI and three runs ... batted .462 (6-for-13) in the Tigers' four games from April 2-6 (vs. McNeese State and Mississippi State) with two doubles, one triple and five RBI ... 3-for-4 in April 6 win over Miss. State with two doubles, two runs and a career-best four RBI ... collected six hits in 14 at-bats in the Tigers' four games during the week of March 19-23 (vs. South Alabama and Georgia), batting .429 with one double, one RBI, two runs, three walks, one steal and a .529 on-base percentage.

2013 Season

Played in 63 games (59 starts - 33 in right field; 26 in center field) ... batted .307 (74-for-241) with seven doubles, one triple, 18 RBI, 48 runs and six stolen bases ... 5-for-9 (.556) in the College World Series with one double ... hit a team-best .400 (14-for-35) in all of LSU's postseason games with one double, two RBI and three runs ... batted .478 (11-for-23) in five NCAA Tournament games with one double, one RBI and three runs ... 5-for-9 (.556) in NCAA Super Regional vs. Oklahoma with one RBI and two runs ... 2-for-5 with one double, one RBI and two runs scored in win over McNeese State (April 30) ... batted .500 (6-for-12) against Auburn (March 22-24), recording one double and one RBI while scoring seven runs in three games ... 4-for-5 vs. Washington (March 10) with one RBI and one run scored; also 4-for-5 vs. BYU (Feb. 21) with one double and two runs scored.

Prior to LSU

The 2012 and 2010 Louisiana Class 1A Most Valuable Player ... also named Northeast Louisiana Pitcher of the Year in 2012, and was voted to the All-State Academic Composite Team ... recorded a career batting average at Ouachita Christian of .454 with 168 hits, 52 stolen bases and a 1.00 pitching ERA ... batted .474 as a senior in 2012 and posted a 0.72 ERA on the mound ... hit .492 with 18 steals as a sophomore and .462 with 17 steals as a freshman ... was also the 2011 and 2010 MVP of the Louisiana state football title game as a wide receiver and defensive back ... earned All-America and All-State accolades as a football player ... received the Buddy Blair Award for Academic Excellence as a dual-sports performer ... a member of the National Honor Society.

Personal

Full name is Mark Joseph Laird ... parents are Jack and Beth Laird ... dad is a graduate of LSU Law School ... has three older brothers, John, Matt and James ... brother Matt played baseball at UL-Monroe ... chose to attend LSU because "I've always wanted to go to LSU to further my education. I also dreamed of playing college sports at one of the best schools like LSU" ... majoring in kinesiology at LSU ... born March 29, 1993 in Monroe, La.

Laird's LSU Career Statistics

Year	Avg	GP-GS	AB	R	H	2B	3B	HR	RBI	TB	SLG%	BB	HBP	SO	GDP	OB%	SF	SH	SB-ATT	PO	A	E	FLD%
2013....	.307	63-58	241	48	74	7	1	0	18	83	.344	23	2	31	4	.371	1	12	6-11	135	1	0	1.000
2014....	.291	59-58	223	38	65	10	2	0	27	79	.354	25	3	23	3	.366	3	7	10-15	149	2	0	1.000
TOTAL....	.300	122-117	464	86	139	17	3	0	45	162	.349	48	5	54	7	.369	4	19	16-26	284	3	0	1.000

Laird's LSU Career Highs

At-Bats: 6 three times; most recently at Auburn (5/16/14)
 Hits: 4 twice; most recently vs. Washington (3/10/13)
 Runs Scored: 4 twice; most recently vs. Vanderbilt (5/21/14)
 Doubles: 2 vs. Mississippi State (4/6/14)
 Triples: 1 three times; most recently vs. Vanderbilt (5/21/14)
 Home Runs: none
 RBI: 4 vs. Mississippi State (4/6/14)



35

Alex Lange

RH Pitcher
6-3, 198, R-R, Fr., HS
Lee's Summit, Mo. (Lee's Summit West HS)

A tough competitor who possesses a low 90s fastball with good life down in the zone ... has a power slider that is a legitimate out pitch in the SEC ... has a very bright future and has demonstrated the maturity to be a pitcher LSU can count on immediately.

Prior to LSU

Named the 2014 Missouri Gatorade Player of the Year and a Perfect Game All-American ... posted a 12-0 record and a 0.82 ERA in 2014 while collecting 114 strikeouts in 68.1 innings pitched ... a five-time All-State selection ... maintained a 4.0 GPA in high school ... participated in the 2013 Area Code Baseball Games and was named to the 2013 Under Armour All-America Team.

Personal

Full name is Alexander Craig Lange ... parents are Craig and Renee Lange ... father is retired from the United States Air Force ... chose to attend LSU because of "the great coaching staff, fan base and the history of the program" ... majoring in finance at LSU ... born October 2, 1995 in Riverside, Calif.



67

Jake Latz

LH Pitcher
6-2, 198, R-L, Fr., HS
Lemont, Ill. (Lemont HS)

MLB Draft: 11th round in 2014 (Toronto)

Outstanding left-handed pitcher who will work in the 88-92 mph range with a plus breaking ball that is a big swing-and-miss pitch ... projected as a major contributor on the mound this spring for the Tigers ... selected in the 11th round of the 2014 MLB Draft by Toronto - was the third-highest drafted high school player that did not sign a pro contract ... teammate of LSU catcher Michael Papierski in high school.

Prior to LSU

Voted the 2014 Illinois Player of the Year as he struck out 114 batters in 62.1 innings of work during the season ... posted school records of a 0.22 ERA and 10 wins in 2014 ... led his team to Class 3A

State Championship; allowed one unearned run and three hits in seven innings with 11 strikeouts in state title game ... named to the Chicago Sun Times All-State team ... also earned All-Area and All-Conference recognition during his career ... maintained a cumulative 4.0 GPA at Lemont High School ... also played basketball and golf during his high school athletic career.

Personal

Full name is Jacob Eugene Latz ... parents are Jeff and Tricia Latz ... father played college basketball at Angelo State ... has two older sisters, Amanda and Olivia, and one younger sister, Elaina ... chose to attend LSU because of "the coaching staff, and of course the fan support and atmosphere LSU provides" ... majoring in sports administration at LSU ... born April 8, 1996 in Lemont, Ill.



40

Ryan May

RH Pitcher
6-1, 156, R-R, Fr., HS
Baton Rouge, La. (Dunham HS)

Local product that participated in walk-on tryouts in the fall of 2014 and earned a place on the Tiger roster by making an impression on the LSU coaches.

Prior to LSU

A first-team All-District and All-Metro selection at Dunham High School in Baton Rouge ... posted a 9-2 record in his senior season with 118 strikeouts, 24 walks and a 1.72 ERA in 73 innings.

Personal

Full name is Ryan Andrew May ... parents are Steve and Kim May ... has one younger brother, Reid ... chose to attend LSU because "it is truly a dream come true" ... majoring in general business at LSU ... born April 13, 1995 in Baton Rouge.



55

Hunter Newman

RH Pitcher
6-3, 193, R-R, So., 11
Bloomingdale, Ga. (Calvary Baptist School)



Talented pitcher with a very fluid delivery and loose arm action that will enable him to increase his arm speed and velocity in his time at LSU ... has a fastball that sits at 89-91 mph and locates it well in the zone ... received a medical redshirt for the 2014 season as he was sidelined with a shoulder injury.

2013 Season

Appeared in 13 games (three starts), posting a 2-0 mark and a 2.55 ERA in 24.2 innings with 11 walks and 16 strikeouts ... opponents hit just .160 against him during the year ... earned first LSU victory in first career college start versus McNeese State (April 30), firing three shutout innings with one strikeout ... defeated New Orleans (May 14) by working five shutout innings and allowing just one hit with three strikeouts ... LSU's starting pitcher in SEC Tournament semifinal win over Arkansas (May 25), as he limited the Razorbacks to one unearned run on no hits with three strikeouts ... posted a season-high four strikeouts in three relief innings versus Sacred Heart (March 6).

Prior to LSU

Played at Calvary Baptist School in Savannah, Ga. ... posted a 6-2 record in 2012 with a 1.51 ERA and 114 strikeouts in 73.2 innings; also hit .482, 20 doubles, six homers and 60 RBI ... for the 2011 and 2012 seasons combined, he was 14-4 with 125.2 IP, a 1.77 ERA, 188 strikeouts and a .160 opponent batting average ... named 2011 Savannah Morning News Player of the Year and earned 2011 Perfect

Game Honorable Mention All-America recognition ... named Georgia High School Athletic Association All-Region 3-A East for two consecutive years ... also played forward on his high school basketball team.

Personal

Full name is Hunter Blake Newman ... parents are Earl and Kim Newman ... has two younger siblings, Chandler and Blayne ... says "the coaches, facilities and environment influenced my decision to come to LSU" ... majoring in sports administration at LSU ... born February 8, 1994 in Savannah, Ga.

Newman's LSU Career Statistics

Year	ERA	W-L	App	GS	CG	SHO/CBO	SV	IP	H	R	ER	BB	SO	2B	3B	HR	BF	B/Avg	WP	HBP	BK	SFA	SHA
2013...	2.55	2-0	13	3	0	0/1	0	24.2	13	10	7	11	16	3	0	2	102	.160	2	4	0	2	4

Newman's LSU Career Highs

Innings: 5.0 vs. New Orleans (5/14/13)
 Strikeouts: 4 vs. Sacred Heart (3/6/13)
 Hits Allowed: 2 four times; most recently vs. Ole Miss (5/18/13)
 Runs: 2 twice; most recently vs. Jackson State (5/31/13)
 Earned Runs: 2 vs. Jackson State (5/31/13)
 Walks: 4 vs. Arkansas (5/25/13)



21 Doug Norman

RH Pitcher
 6-3, 188, R-R, Fr., HS
 Fort Mill, S.C. (Ardrey Kell HS)

Excellent prospect who has the size and arm strength to emerge as a significant contributor for the Tigers ... has an advanced, savvy feel for pitching and changes speeds on all of his offerings ... has a tall, wiry build with a lot of upside and room to fill - an intense competitor who presents good deception in his delivery.

Prior to LSU

Voted to the 2014 Louisville Slugger and Rawlings First-Team All-America squads as a pitcher at Ardrey Kell High School, located in Charlotte, N.C. ... recorded a 9-1 mark and a 0.78 ERA in 2014 with 94 strikeouts in 63 innings ... named 2014 MVP of the Ardrey Kell High team ... a 2014 and 2013 All-State selection ... also voted 2014 Player of the Year in his conference ... voted to the 2013 Perfect Game All-Tournament team ... named a 2012 Perfect Game Third Team All-American and a 2012 Under Armour Honorable Mention All-American.

Personal

Full name is Robert Douglas Norman ... parents are Wayne and Fiona Norman ... has one younger sister, Dara ... grandfather, Dr. Robert O'Connell, is a Boyd Professor of Physics at LSU and was honored in 2014 for 50 years of service to the university ... Doug's mother and two aunts also attended LSU ... on attending LSU - "LSU has always been my dream school, as I visited Baton Rouge growing up and followed the success of the baseball program. It is the best program in the country, and Alan Dunn is an outstanding pitching coach. My grandparents live in Baton Rouge; it is the perfect scenario for me" ... majoring in sports administration at LSU ... born October 20, 1995 in Charlotte, N.C.



2 Michael Papierski

Catcher
 6-3, 204, S-R, Fr., HS
 Lemont, Ill. (Lemont HS)

MLB Draft: 16th round in 2014 (Toronto)

Superb player that looks like a big-league catcher ... has an outstanding arm from behind the plate and has already emerged as one of the leaders of the freshman class ... should make an immediate impact for the Tigers this season ... teammate of LSU pitcher Jake Latz at Lemont (Ill.) High School, where they led the squad to the 2014 Illinois 3A State Championship ... selected by the Toronto Blue Jays in the 16th round of the 2014 MLB Draft.

Prior to LSU

Team captain who helped lead Lemont High to the 2014 3A Illinois State Championship ... batted .410 in 2014 with 12 doubles, eight homers, 42 runs, 30 RBI, 13 steals and a .543 on-base percentage ... 2013 & 2014 All-Area and All-State selection ... also named All-Conference in 2012, 2013 and 2014 ... named to the Lemont High Honor Roll every semester during his entire career ... participated in the Area Code Games in Long Beach, Calif.

Personal

Full name is Michael John Papierski ... parents are Mike and Peggy Papierski ... has one younger sister, Katelyn ... his father and his uncle, John, played baseball at the University of St. Francis ... chose to attend LSU because of "the coaching staff and how they can help me improve as a baseball player and as a person. Also influencing my decision was the chance to play for a National Championship every year and the great fans that come out every day to support our team" ... majoring in finance at LSU ... born February 26, 1996 in Palos Heights, Ill.



49 Zac Person

LH Pitcher
 6-1, 180, L-L, Sr., 1L
 Eunice, La. (Eunice HS/LSU-Eunice)



2014 SEC Academic Honor Roll

Talented lefty reliever who had the second-highest number of appearances (31) by an LSU pitcher in 2014 ... Combined in 2013 with current LSU teammate Brady Domangue at LSU-Eunice to form a 1-2 punch that led to a runners-up finish for the JUCO national championship ... Person's fastball sits in the upper 80s, and he uses his outstanding breaking ball as an out pitch to get a lot of strikeouts ... has a fast arm and clean mechanics that allow him to create some deception and make hitters uncomfortable.

2014 Season

Made 31 appearances (one start), recording a 3-1 mark and a 2.57 ERA in 28 innings with 12 walks and 29 strikeouts ... made five appearances in LSU's eight postseason (SEC and NCAA tournament) games, allowing no runs on one hit in 3.1 innings with one walk and four strikeouts ... pitched in three games in the NCAA Baton Rouge Regional, firing two shutout innings and allowing one hit with one walk and three strikeouts ... pitched a scoreless seventh inning in SEC Tournament championship game win over Florida (May 25), allowing no hits with one strikeout ... recorded two shutout innings versus Alabama on May 10 in Game 2 of doubleheader - allowed one hit with no walks and two strikeouts ... made two relief appearances in the Georgia series (March 21 and 23), pitching 4.1 scoreless innings with one walk and seven strikeouts ... made two appearances at Vanderbilt (March 14-15), allowing no runs and no hits in 1.1 innings with no walks and two strikeouts ... worked two innings versus Sacred Heart (March 5), allowing no runs on two hits with two walks and three strikeouts.

Prior to LSU

Registered a 17-0 record in two seasons at LSU-Eunice with 143 strikeouts and a 2.35 ERA in 118.1 innings ... his 98 strikeouts in 2013 were the sixth-highest total in LSU-Eunice history ... helped lead LSU-Eunice to the JUCO national title in 2012 and national runners-up finish in 2013 ... set Eunice High School record for strikeouts in a season with 182 in 2011 ... had a 14-4 career high school record with 246 strikeouts and a 1.24 ERA ... voted All-Parish MVP, All-District MVP, All-Acadiana MVP and 1st Team All-State in his high school senior season ... named 2011 1st Team Louisville Slugger All-American and the 2011 Louisiana High School Coaches Association Pitcher of the Year.

Personal

Full name is Zachary Quinn Person ... parents are Brad and Tracey Person ... father is a pipeline operator, mother is a mail carrier ... has one older brother, Lance, who is an LSU graduate ... chose to attend LSU because "playing baseball here has been a dream of mine for as long as I can remember - when you combine the program's tradition and success with the unbelievable prestige and support from the fans, I couldn't imagine someone wanting to represent a school other than LSU" ... majoring in kinesiology at LSU ... born October 13, 1992.

Person's LSU Career Statistics

Year	ERA	W-L	App	GS	CG	SHO/CBO	SV	IP	H	R	ER	BB	SO	2B	3B	HR	BF	B/Avg	WP	HBP	BK	SFA	SHA
2014...	2.57	3-1	31	1	0	0/7	0	28.0	25	8	8	12	29	6	0	1	123	.240	0	2	0	2	3

Person's LSU Career Highs

Innings: 2.2 at Florida (3/30/14)
 Strikeouts: 4 vs. Georgia (3/21/14)
 Hits Allowed: 4 twice; most recently vs. Tennessee (4/25/14)
 Runs: 5 at Florida (3/20/14)
 Earned Runs: 5 at Florida (3/30/14)
 Walks: 2 twice; most recently at Florida (3/30/14)



16
Jared Poche'
 LH Pitcher
 6-1, 207, R-L, So., 1L
 Lutchter, La. (Lutchter HS)

**2014 Freshman All-American (Collegiate Baseball)****2014 Second-Team Freshman All-American (Baseball America, Perfect Game, NCBWA)****2014 SEC All-Tournament Team****2014 Louisiana Freshman of the Year**

A highly-touted southpaw with a fastball that consistently sits in the 90 mph range, and he features a very hard 12 to 6 curveball that he can command ... enjoyed an outstanding freshman season at LSU in 2014, earning Freshman All-America recognition as a starter in the Tigers' weekend rotation.

2014 Season

Appeared in 16 games (all starts), posting a 9-3 record and a 2.45 ERA in 91.2 innings with 26 walks and 52 strikeouts, and he limited opponents to a .222 batting average ... worked as LSU's No. 2 starter throughout the season behind first-team all-American Aaron Nola ... finished No. 12 in the SEC in both ERA and in opponent batting average ... pitched the first six innings of LSU's NCAA Baton Rouge Regional win over Southeastern Louisiana (May 30), allowing four runs on eight hits with one walk and one strikeout ... named to the SEC All-Tournament team after defeating Vanderbilt (May 21) - seven innings, one run on five hits, one walk, three strikeouts ... excellent outing in win at Auburn on May 15 - limited AU to three hits in eight shutout innings, recording one walk and five strikeouts ... outstanding outing at Texas A&M on May 3 - was not involved in the decision but limited the Aggies to two runs on seven hits in seven innings with five walks and three strikeouts ... excellent no-decision outing versus Tennessee (April 26), limiting the Vols to two runs on five hits in seven innings with one walk and four strikeouts ... solid 5.2 inning outing vs. Arkansas, limiting the Razorbacks to three runs on six hits with one walk and three strikeouts ... defeated Miss. State on April 5, limiting the Bulldogs to one unearned run on three hits in six innings with two walks and six strikeouts; fired a season-high 108 pitches in the outing ... recorded his first career SEC victory on March 22 with an exceptional performance against Georgia, earning SEC Freshman of the Week honors ... he worked 8.2 innings, limiting the Bulldogs to one run on three hits with two walks and six strikeouts ... Poche' fired 5.1 hitless innings before Georgia chopped an infield single in the sixth ... worked 4.1 innings in SEC debut at Vanderbilt (March 15), allowing four runs on five hits in 4.1 innings with five walks and three strikeouts ... defeated Texas Southern (Feb. 23) by working seven innings and limiting TSU to one run on four hits with no walks and seven strikeouts.

Prior to LSU

2012 and 2013 Louisville Slugger All-American ... first team All-State in 2012 and 2013 ... 2013 Louisiana Mr. Baseball and Louisiana Gatorade Player of the Year ... 2013 Class 4A Player of the Year and the MVP of the state championship game in leading Lutchter High to the title ... 12-0 record in 2013 with a 0.61 ERA, 80 innings pitched and 143 strikeouts; also batted .429 with 12 doubles, eight homers and 40 RBI ... recorded an 11-1 mark as a junior with 122 Ks and a 1.12 ERA in 68.2 innings ... posted a 33-3 career high school pitching record ... also played quarterback and H-back for the Lutchter High football team ... a cum laude honor graduate and the Lutchter High senior athlete of the year in 2013.

Personal

Full name is Jared Marcus Poche' ... parents are Jerry and Tessa Poche' ... father is a physician and mother is a homemaker ... has two older brothers, Corey and Dylan, and a younger brother, Cameron ... brother, Corey, played baseball at Nicholls State ... chose to attend LSU because "it has always been a dream of mine to play baseball at the best program in the country with the best fans in the country" ... majoring in kinesiology at LSU ... born November 21, 1994 in New Orleans.

Poche's LSU Career Statistics

Year	ERA	W-L	App	GS	CG	SHO/CBO	SV	IP	H	R	ER	BB	SO	2B	3B	HR	BF	B/Avg	WP	HBP	BK	SFA	SHA
2014...	2.45	9-3	16	16	1	0/4	0	91.2	72	30	25	26	52	12	0	5	369	.222	5	3	0	4	11

Poche's LSU Career Highs

Innings: 8.2 vs. Georgia (3/22/14)
 Strikeouts: 7 vs. Texas Southern (2/23/14)
 Hits Allowed: 8 vs. Southeastern Louisiana (5/30/14)
 Runs: 6 at Florida (3/29/14)
 Earned Runs: 4 three times; most recently vs. Southeastern Louisiana (5/30/14)
 Walks: 5 twice; most recently at Texas A&M (5/3/14)



45
Russell Reynolds
 RH Pitcher
 6-2, 187, R-R, So., 1L
 Baton Rouge, La. (Parkview Baptist HS)



Athletic right-hander who features a low 90s fastball and a hard wipeout slider ... suffered a torn labrum in his throwing shoulder in early April and missed the majority of the 2013 season after appearing in seven games (four starts) ... received a medical redshirt in 2014 as he continued to rehabilitate from the injury.

2013 Season

Appeared in seven games (four starts) prior to season-ending shoulder injury, posting a 1-0 mark and a 1.89 ERA in 19 innings with three walks and eight strikeouts ... earned first career collegiate win on March 26 at Tulane, limiting the Green Wave to one unearned run on four hits in seven innings with one walk and four strikeouts ... pitched five shutout innings in a starting role versus Northwestern State (March 20), allowing three hits with no walks and two strikeouts ... fired two shutout innings in first career collegiate start versus Nicholls State (March 13), limiting the Colonels to one hit with no walks and one strikeout.

Prior to LSU

A 2012 Under Armour All-American and first-team All-State performer as a pitcher and outfielder ... posted an 8-2 mark in 2012 with 44 innings pitched, 88 strikeouts and a 1.90 ERA ... also batted .370 with two homers and 30 RBI ... earned first-team All-District and All-Metro accolades and was voted District MVP ... played wide receiver for the Parkview football team.

Personal

Full name is Russell Damon Reynolds ... parents are David Reynolds and Marsha Baker ... dad played baseball at Northwestern State and later pitched in the Chicago White Sox and Atlanta Braves minor league organizations ... has three sisters and one brother ... chose to attend LSU because he "wanted the chance to win a national championship" ... majoring in sports administration at LSU ... born March 10, 1994 in Baton Rouge.

Reynolds' LSU Career Statistics

Year	ERA	W	L	App	GS	CG	SHO	CBO	SV	IP	H	R	ER	BB	SO	2B	3B	HR	BF	B/Avg	WP	HBP	BK	SFA	SHA
2013...	1.89	1	0	7	4	0	0	0	0	19.0	12	5	4	3	8	1	0	2	74	.176	1	2	0	0	0

Reynolds' LSU Career Highs

Innings: 7.0 at Tulane (3/26/13)
 Strikeouts: 4 at Tulane (3/26/13)
 Hits Allowed: 4 at Tulane (3/26/13)
 Runs: 3 vs. Alcorn State (4/2/13)
 Earned Runs: 3 vs. Alcorn State (4/2/13)
 Walks: 1 three times; most recently vs. Alcorn State (4/2/13)



3 Kramer Robertson

Infielder
5-10, 163, R-R, So., 1L
McGregor, Texas (Midway HS)



A very athletic and competitive infielder whose combination of foot speed, quickness, and arm strength allows him to be a very viable option anywhere on the field; a very tough out at the plate as well ... also a dual-threat quarterback in high school, he led his team deep into the Texas 5A state playoffs as a junior and senior ... the son of Kim Mulkey, the women's basketball coach at Baylor ... a 2014 Cape Cod League All-Star; hit .277 (31-for-112) with two doubles, one homer, four RBI, 18 runs and three stolen bases for the Wareham Gatemen.

2014 Season

Played in 47 games with 30 starts at second base ... batted .200 (20-for-100) with six doubles, one homer, 20 RBI, 19 runs and three stolen bases ... unloaded first career collegiate home run versus Northwestern State on May 13 ... produced a two-run double in LSU win over Tennessee on April 25 ... also launched a two-run double in LSU's 5-4 win over Arkansas on April 12 ... 3-for-5 with a double and two RBI in win over Toledo (Feb. 22) ... made a spectacular sliding catch of a fly ball in foul territory vs. Grambling on Feb. 16; the play made the ESPN SportsCenter Top 10 that day.

Prior to LSU

An All-America and All-State infielder at Midway High School in Waco, Texas ... batted .425 with five homers in his high school senior season, .438 with six homers as a junior, .473 with seven homers as a sophomore and .365 as a freshman ... 2012 and 2011 District MVP ... also played quarterback for the football team and point guard for the basketball squad.

Personal

Full name is Kramer Reid Robertson ... parents are Randy Robertson and Kim Mulkey ... father is self-employed, mother is the women's basketball coach at Baylor ... father played quarterback at Louisiana Tech; mother played point guard at Louisiana Tech and was a 1984 Olympic gold medalist in basketball ... has one older sister, Makenzie, a former basketball player at Baylor ... chose to attend LSU for "the opportunity to win a national championship, develop my skills with a great coaching staff and play in front of the best fans in the country" ... majoring in sports administration at LSU ... born September 20, 1994 in Ruston, La.

Robertson's LSU Career Statistics

Year	Avg	GP	GS	AB	R	H	2B	3B	HR	RBI	TB	SLG%	BB	HBP	SO	GDP	OB%	SF	SH	SB-ATT	PO	A	E	FLD%
2014....	.200	47	30	100	19	20	6	0	1	20	29	.290	17	5	21	3	.339	2	4	3-4	58	67	6	.954

Robertson's LSU Career Highs

At-Bats: 5 twice; most recently vs. Tennessee (4/25/14)
 Hits: 3 vs. Toledo (2/22/14)
 Runs Scored: 3 vs. Grambling (2/16/14)
 Doubles: 1 six times; most recently vs. Tennessee (4/25/14)
 Triples: none
 Home Runs: 1 vs. Northwestern State (5/13/14)
 RBI: 2 six times; most recently vs. Northwestern State (5/13/14)



5 Chris Sciambra

Outfielder
5-9, 184, L-R, Sr., 3L
Baton Rouge, La. (Catholic HS)

**2014 SEC Academic Honor Roll****2013 SEC Academic Honor Roll****2012 SEC Freshman Academic Honor Roll**

Outstanding veteran player who will contend for a starting outfield position in 2015 ... a member of the LSU football team in the fall of 2014 as a back-up placekicker ... returned for his sophomore baseball season in 2013 after suffering a season-ending neck injury in March of 2012 as a true freshman ... a scrappy left-handed hitting outfielder that was one of the key offensive contributors on Catholic High's 2010 Class 5A state championship team ... possesses a very short, quick swing which allows him to hit for high average ... a member of the 2014 and 2013 SEC Academic Honor Rolls as a construction management major.

2014 Season

Played in 33 games with eight starts (five in LF, two in RF, one at DH)... batted .265 (13-for-49) with three doubles, one homer, 13 RBI and nine runs ... 2-for-3 with one double, two RBI and three runs scored versus Northwestern State (May 13) ... launched first career LSU homer at Florida on March 30 ... delivered an RBI in four straight games (March 5-12), including the game-winning hit in the eighth inning of March 8 contest vs. Purdue.

2013 Season

Played in 46 games (23 starts), batting .265 (26-for-98) with five doubles, one triple, nine RBI and 22 runs ... started nine games in right field, nine games in center field, two games in left field and three games at DH ... delivered pinch-hit, game-winning single in top of 10th inning of SEC Tournament championship game versus Vanderbilt (May 26) as LSU claimed a 5-4 victory and its four tournament title in six seasons ... collected two doubles and scored two runs in LSU win over Washington on March 10 ... 4-for-4 with a double and one run scored in LSU's 2013 season opener vs. Maryland (Feb. 15).

2012 Season

Suffered a season-ending neck injury on March 25 at Auburn; diagnosed with a non-displaced fracture in the C-1 vertebrae of his neck after crashing into the centerfield wall while trying to catch a fly ball ... played in 22 games (16 starts in center field), batting .246 (15-for-61) with two doubles, one triple, 11 RBI, 10 runs and two stolen bases ... batted .263 (5-for-19) in six SEC games with one double and two RBI ... tripled and collected two RBI versus Alcorn State (Feb. 18) ... drove in a career-best three runs versus Dartmouth on March 3 ... 2-for-4 at Tulane (March 6) with a double and one RBI ... collected two RBI and scored two runs versus Southern on March 20.

High School

A 2011 first-team Class 5A all-State selection, batting .433 with eight homers, 40 runs and 34 RBI ... also earned all-state honors in 2010, batting .382 in 2010 while helping lead Catholic to the state title ... placekicker for Catholic High's football team; named the 2010 special teams MVP; 34 of his 50 kickoffs resulted in touchbacks ... earned Academic all-State recognition in both baseball and football ... recorded a cumulative 3.95 GPA and was a four-year member of the Principal's Honor Roll ... a member of the National Honor Society and served as his class captain in the Fellowship of Christian Athletes.

Personal

Full name is Christopher John Sciambra ... parents are Jay and Ellen Sciambra ... has a younger sister, Elizabeth, and two younger brothers, Robert and Matt ... majoring in construction management at LSU ... born March 13, 1993.

Sciambra's LSU Career Statistics

Year	Avg	GP-GS	AB	R	H	2B	3B	HR	RBI	TB	SLG%	BB	HBP	SO	GDP	OB%	SF	SH	SB-ATT	PO	A	E	FLD%
2012...	.246	22-16	61	10	15	2	1	0	11	19	.311	6	1	10	0	.324	0	5	2-4	45	0	1	.978
2013...	.265	46-23	98	22	26	5	1	0	9	33	.337	18	6	24	4	.407	1	5	2-2	50	2	1	.981
2014...	.265	33-8	49	9	13	3	0	1	13	19	.388	2	1	13	0	.296	2	0	0-2	16	0	0	1.000
TOTAL...	.260	101-47	208	41	54	10	2	1	33	71	.341	26	8	47	4	.359	3	10	4-8	111	2	2	.983

Sciambra's LSU Career Highs

At-Bats: 5 vs. Washington (3/10/13)
 Hits: 4 vs. Maryland (2/15/13)
 Runs Scored: 3 vs. Northwestern State (5/13/14)
 Doubles: 2 vs. Washington (3/10/13)
 Triples: 1 at Alabama (4/20/13); vs. Alcorn State (2/18/12)
 Home Runs: 1 at Florida (3/30/14)
 RBI: 3 vs. Dartmouth (3/3/12)

**22****Kade Scivicque****Catcher****5-11, 223, R-R, Sr., 1L****Maurepas, La. (Maurepas HS/SW Mississippi CC)**

2014 SEC All-Tournament Team
2014 Second-Team All-Louisiana

Versatile player who started 52 games for LSU last season at catcher, first base and DH ... a junior college transfer from Southwest Mississippi College and the first LSU player to hail Maurepas, Louisiana ... powerful hitter who will contend again for significant playing time at catcher and first base ... collected nine doubles, three homers and 14 RBI in 40 games with the St. Cloud Rox over the summer in the 2014 Northwoods League.

2014 Season

Played in 56 games (52 starts), batting .304 (56-for-184) with nine doubles, seven homers, 31 RBI and 32 runs scored ... batted .394 (13-for-33) over the Tigers' final 12 games with four doubles, three homers, seven RBI and eight runs ... voted to the SEC All-Tournament team after hitting .417 (5-for-12) with one double, one homer, four RBI and three runs in helping lead LSU to the tournament title ... 3-for-4 in SEC Tournament win over Arkansas (May 24) with one double, one homer, three RBI and three runs scored ... collected eight 3-hit games on the season, tied with Mark Laird for the most on the LSU squad ... 3-for-4 with a homer, two RBI and two runs in LSU win at Auburn on May 17 ... collected seven RBI in four games during the week of April 2-6, including a grand slam, in April 6 win over Mississippi State; he was 3-for-5 at the plate in the April 6 game with four RBI and two runs scored ... 3-for-3 in win over South Alabama (March 19) with a homer, two RBI and two runs scored ... 3-for-3 with a homer and four RBI versus Yale on Feb. 28.

Prior to LSU

2013 1st Team JUCO All-State and the league Defensive Player of the Year at Southwest Mississippi Community College in Summit, Miss. ... batted .321 in 2013 with four homers, 12 doubles, 37 RBI and a .991 fielding percentage ... 2012 1st team JUCO All-State - batted .333 with five homers, 27 RBI and 10 doubles ... received 2012 and 2013 NJCAA Award for Exemplary Academic Achievements ... a four-time first-team all-state performer in high school at Maurepas HS ... voted the state MVP in 2011 ... also a four-time all-Livingston Parish selection ... batted .568 in his senior high school season with 13 homers and 57 RBI; posted a 13-2 pitching record on the mound ... also played forward for the Maurepas basketball team.

Personal

Full name is Kade Hunter Scivicque ... parents are Steve and Missy Scivicque ... father is a production supervisor, mother works in the child care industry ... has an older brother, Nathan, and a younger brother, Chaz ... chose to attend LSU because "I have always dreamed of playing baseball at LSU and winning a national championship; LSU is a great place with a great atmosphere, it wasn't hard to decide!" ... majoring in general management at LSU ... born March 22, 1993 in Baton Rouge.

Scivicque's LSU Career Statistics

Year	Avg	GP-GS	AB	R	H	2B	3B	HR	RBI	TB	SLG%	BB	HBP	SO	GDP	OB%	SF	SH	SB-ATT	PO	A	E	FLD%
2014...	.304	56-52	184	32	56	9	0	7	31	86	.467	13	9	19	8	.377	1	2	0-0	199	22	1	.995

Scivicque's LSU Career Highs

At-Bats: 5 five times; most recently vs. Houston (6/1/14)
 Hits: 3 eight times; most recently vs. Arkansas (5/24/14)
 Runs Scored: 3 vs. Arkansas (5/24/14)
 Doubles: 1 nine times; most recently vs. Southeastern Louisiana (5/30/14)
 Triples: none
 Home Runs: 1 seven times; most recently vs. Houston (6/1/14)
 RBI: 4 vs. Yale (2/28/14); vs. Mississippi State (4/6/14)

**37****Jesse Stallings****RH Pitcher****6-2, 194, R-R, Fr., RS****Colfax, La. (Grant HS)**

Outstanding prospect who hurt his arm during his high school senior year and required Tommy John surgery to reconstruct his throwing elbow ... received a medical redshirt in 2014 and will return to the mound for the 2015 season ... pitched 44.2 innings for the Acadiana Cane Cutters in the 2014 Texas Collegiate League over the summer, recording 25 strikeouts.

Prior to LSU

2013 Perfect Game 2nd Team All Southeast Region ... 2nd Team All-District in 2011 and 2012; 7-2 on the mound in 2012 with 2.10 ERA, 38 innings pitched and 52 strikeouts ... 2012 Offensive Player of the Year at Grant High School, batting .424 with 24 RBI and one homer ... named to the Principal's List for academic excellence for two years at Grant HS.

Personal

Full name is Jesse Delane Stallings ... parents are Jeff and Daphne Stallings ... father is an office manager, mother is a medical receptionist ... has two older sisters, Diana and Ashley, and an older brother, Jeffrey ... majoring in natural resource ecology and management at LSU ... born October 27, 1994 in Alexandria, La.

**6****Andrew Stevenson****Outfielder****6-0, 184, L-L, Jr., 2L****Youngsville, La. (St. Thomas More HS)**

2014 SEC Academic Honor Roll
2014 SEC All-Defensive Team
2014 First-Team All-Louisiana

Very hard-nosed player who hustles everywhere and plays the game with great intensity and passion ... handles the bat well from the left side and can use his speed to create consistent offense ... entering his third season as the Tigers' starter in center field ... a member of the 2014 SEC Academic Honor Roll as a kinesiology major ... helped lead the Yarmouth-Dennis Red Sox to the 2014 Cape Cod League title, batting .327 (55-for-168) with nine doubles, one triple, one homer, 16 RBI, 30 runs, and 21 stolen bases ... also played in the '14 Cape Cod League All-Star Game.

2014 Season

Played in 61 games (59 starts in center field) and was LSU's leading hitter with a .335 (68-for-203) average) ... collected seven doubles, five triples, 32 RBI, 41 runs and nine stolen bases ... was named to the Watch List for Gregg Olson Award as the breakout player of the year ... finished No. 2 in the SEC in triples with five ... hit .429 (6-for-14) in the NCAA Baton Rouge Regional with one double and one steal ... 3-for-4 in NCAA Regional win over Houston (May 31) with one double ... collected three RBI in win at Auburn (May 15), producing a double and scoring one run ... scored game-winning run in top of 10th inning at Texas A&M (May 2) - led off the inning with a double, moved to third on wild pitch and beat the throw home on a chopper back to the pitcher ... 3-for-5 with a double and two RBI in LSU win over Tennessee on April 25 ... career-best four hits, as he was 4-for-4 with one double, two RBI and one run scored vs. Southern Miss (April 15) ... compiled a 17-game hit streak, LSU's longest of the season, that ended after the second game of the doubleheader at Vanderbilt (March 15) ... provided the game-winning hit in the Game 1 victory at Vanderbilt (March 14), a two-out, two-run single in the top of the eighth inning that gave the Tigers a 2-1 lead.

2013 Season

Played in 54 games (33 starts), batting .193 (23-for-119) with one homer, 14 RBI, 22 runs and five steals ... 2-for-2 in Game 2 of NCAA Super Regional versus Oklahoma (June 8) with one RBI and one run scored ... provided a spectacular running catch in left-centerfield with two out and bases loaded in 5th inning of SEC Tournament title game vs. Vanderbilt - the catch prevented three runs from scoring and preserved 4-2 LSU lead; the Tigers went on to claim a 5-4 victory and win the SEC Tournament ... 2-for-4 at the plate in the SEC Tournament win over Vanderbilt with one RBI ... collected three hits in Texas A&M series (May 9-11) with two runs scored and one RBI ... provided two hits, one run scored and three RBI in final two games of Florida series (May 3-4) ... 2-for-4 at Tulane (March 26) with two RBI and two runs scored ... launched first collegiate home run, a solo shot, versus Stephen F. Austin on March 5.

Prior to LSU

A 2012 1st Team All-State selection at St. Thomas More High School in Lafayette, La. ... hit .546 as a senior with 11 doubles, five triples, one homer and 20 RBI ... also received All-Acadiana honors and was named district MVP ... a 2012 Louisville Slugger High School All-American and a Baseball America Third-Team All-American ... batted .460 as a junior in 2011 with seven doubles, three triples, three homers, 22 RBI and 34 runs ... also played wide receiver for the St. Thomas More football team, earning second-team All-District and All-Acadiana honors.

Personal

Parents are William and Stephanie Stevenson ... dad manages an oilfield company; mom is a teacher at St. Thomas More High ... has one older brother, Will, and two younger brothers, Matthew and Josh ... brother Will played football at UL-Lafayette for two seasons ... chose to attend LSU because "I wanted to be part of a winning tradition and have an opportunity to win a national championship" ... majoring in kinesiology at LSU ... born June 1, 1994 in Lafayette, La.

Stevenson's LSU Career Statistics

Year	Avg	GP	GS	AB	R	H	2B	3B	HR	RBI	TB	SLG%	BB	HBP	SO	GDP	OB%	SF	SH	SB-ATT	PO	A	E	FLD%
2013...	.193	54	33	119	22	23	0	0	1	14	26	.218	11	5	25	1	.289	0	8	5-7	111	0	0	1.000
2014...	.335	61	59	203	41	68	7	5	0	32	85	.419	14	8	29	1	.393	4	9	9-14	146	1	3	.980
TOTAL...	.283	115	92	322	63	91	7	5	1	46	111	.345	25	13	54	2	.354	4	17	14-21	257	1	3	.989

Stevenson's LSU Career Highs

At-Bats: 5 several times; most recently at Auburn (5/16/14)
 Hits: 4 vs. Southern Miss (4/15/14)
 Runs Scored: 4 vs. Mississippi State (4/6/14)
 Doubles: 1 seven times; most recently vs. Houston (5/31/14)
 Triples: 1 five times; most recently at Texas A&M (5/4/14)
 Home Runs: 1 vs. Stephen F. Austin (3/5/13)
 RBI: 3 at Auburn (5/15/14)



30

Collin Strall

RH Pitcher

5-10, 170, R-R, So., JC

Suwanee, Ga. (South Forsyth HS/Tallahassee CC)

Transfer from Tallahassee (Fla.) Community College, where he had a very successful freshman campaign ... a right-handed sidearm reliever who will sit in the mid to upper 80s with a great deal of movement ... also possesses a slider and a change-up that is difficult to see from his arm angle ... pounds the strike zone and competes at a high level.

Prior to LSU

Posted a 7-2 record and a 2.54 ERA in 2014 at Tallahassee Community College; made a team-high 24 appearances (one start) and worked 60.1 innings, recording 17 walks and 63 strikeouts ... voted 2014 Second Team All-Panhandle Conference ... also named to the 2014 Panhandle Conference All-Academic team ... received Under Armour All-American and Perfect Game All-American recognition ... also played football in high school as a wide receiver and defensive back.

Personal

Full name is Collin Douglas Wells Strall ... parents are Doug Strall and Paige Grove ... has three younger siblings, Chandler, Cortland and Cooper ... on attending LSU: "the stadium is electric and how the fans, players and coaches interact here is very exciting; I know that working with Coach Dunn and Coach Mainieri will take me to the next level ... majoring in sports administration at LSU ... born May 10, 1995 in Gainesville, Ga.



27

Danny Zardon

Infielder

6-0, 189, R-R, So., 1L

Pembroke Pines, Fla. (American Heritage HS)



A polished infielder from talent-rich south Florida who has played against great competition his whole life ... has soft hands and a great throwing arm that looks effortless but carries with excellent velocity across the infield ... a tough out at the plate with above-average plate discipline, and a compact but powerful swing that allows him to hit line drives all over the field ... strong contender for the starting third base role in 2015 ... hit .305 (29-for-95) for the Harwich Mariners in the 2014 Cape Cod League with five doubles and 12 RBI.

2014 Season

Played in 28 games with 13 starts (six at 1B, five at 3B, one at 2B, one at DH) ... batted .268 (15-for-56) with two doubles, one homer, 10 RBI and eight runs ... 3-for-5 with three runs scored versus Northwestern State (May 13) ... delivered a double and an RBI in LSU's May 10 win over Alabama ... launched a grand slam - the first homer of his collegiate career - on February 28 versus Yale.

Prior to LSU

Named to the 2013 Rawlings All Regional Team ... 2013 All-State, All-County and All-District 1st Team ... helped lead American Heritage High to 2012 Florida state championship in his junior season ... batted .506 in his senior season with six homers, 31 RBI and five stolen bases ... posted a .948 slugging percentage and a .544 on-base percentage in 2013 ... a multi-time all-county and all-district performer throughout his career ... a starter on the American Heritage HS varsity squad since the eighth grade.

Personal

Parents are Ramon and Mary Zardon ... father is a dentist, mother is an office manager ... has two older brother, Ramon and Michael, and a younger sister, Stephanie ... chose to attend LSU because it is the "number one program in the country and has the greatest fan support in all of college sports" ... majoring in sports administration at LSU ... born September 30, 1994 in Miami, Fla.

Zardon's LSU Career Statistics

Year	Avg	GP	GS	AB	R	H	2B	3B	HR	RBI	TB	SLG%	BB	HBP	SO	GDP	OB%	SF	SH	SB-ATT	PO	A	E	FLD%
2014...	.268	28	13	56	8	15	2	0	1	10	20	.357	6	0	9	0	.339	0	0	0-0	38	22	1	.984

Zardon's LSU Career Highs

At-Bats: 5 twice; most recently at Auburn (5/15/14)
 Hits: 3 vs. Northwestern State (5/13/14)
 Runs Scored: 3 vs. Northwestern State (5/13/14)
 Doubles: 1 twice; most recently vs. Alabama (5/10/14)
 Triples: none
 Home Runs: 1 vs. Yale (2/28/14)
 RBI: 4 vs. Yale (2/28/14)

LSU coach Paul Mainieri (right) receives his American Baseball Coaches Association Hall of Fame plaque from Gene McArtor of the ABCA. Mainieri was inducted into the ABCA Hall of Fame on January 3, 2014 in Dallas.



PAUL Mainieri 2014 ABCA HALL OF FAME INDUCTION CLASS

PAUL MAINIERI AT LSU 2009 National Coach of the Year

(ABCA, Baseball America, Collegiate Baseball, Rivals.com)

2009 Southeastern Conference Coach of the Year

2008 National Coach of the Year

(Rivals.com, College Baseball Insider)

Career Record (32 seasons): 1225-641-8 (.656)
LSU Record (eight seasons): 361-149-3 (.710)

LSU BASEBALL UNDER PAUL MAINIERI NCAA National Champions 2009

College World Series Appearances 2008, 2009, 2013

Southeastern Conference Champions 2009, 2012

SEC Tournament Champions 2008, 2009, 2010, 2013, 2014

SEC Western Division Champions 2008, 2009, 2012, 2013

Paul Mainieri's sincere commitment to everyday excellence was recognized in a substantial way on January 3, 2014, in Dallas when he was inducted into the American Baseball Coaches Association Hall of Fame.

In receiving the highest honor that can be bestowed upon a college baseball coach, Mainieri became just the 10th Southeastern Conference coach to enter the ABCA Hall of Fame, and the second from LSU. Skip Bertman, who led the Tigers to five national titles during his 18-season tenure (1984-2001), was inducted in 2003.

Mainieri, a three-time National Coach of the Year, joined in the Hall of Fame his father, Demie Mainieri, who coached Miami-Dade North Community College to 1,012 wins and a national title in his 30-year career. Demie and Paul Mainieri are the only father-son combination in the ABCA Hall of Fame.

Paul Mainieri is also only the fourth Louisiana coach to enter the Hall of Fame, joining Bertman, Wilbert Ellis of Grambling State (inducted 2007) and Ron Maestri of UNO (inducted 1991). Mainieri played for Maestri at UNO in 1978 and 1979.

Mainieri has a 1,225-641-8 record in 32 seasons of collegiate coaching at St.

Thomas University (1984-88), Air Force (1989-94), Notre Dame (1995-2006) and LSU (2007-present). He is No. 9 on the career wins list for active NCAA coaches, and he is one of only six active coaches to have won 1,000 games and an NCAA national championship.

In eight seasons at LSU, Mainieri has guided the Tigers to three College World Series appearances, winning the national championship in 2009. He has also directed LSU to four NCAA Regional titles, two Southeastern Conference championships, five SEC Tournament titles and four SEC Western Division wins.

Mainieri has a 361-149-3 mark at LSU, and he is the second-winningest coach in Fighting Tiger annals, trailing only Bertman, who was 870-330-3 in his 18 seasons from 1984-2001.


Seven of Mainieri's LSU players have already reached the Major Leagues, including pitcher Louis Coleman (Royals), infielder DJ LeMahieu (Cubs/Rockies), pitcher Charlie Furbush (Tigers/Mariners), pitcher Ryan Verdugo (Royals), pitcher Kevin Gausman (Orioles), pitcher Anthony Ranaudo (Red Sox) and infielder Matt Clark (Brewers).

LSU players have been chosen in the Major League Baseball Draft on 49 occasions during

"Pro ball wasn't a drastic change for me at all. Coach Mainieri and the way he runs the program is the same way the Royals teach. That told me I learned a lot while I was at LSU, and at the time I didn't even know how important that was. Pitching at LSU definitely helped prepare me for the next level."

- LOUIS COLEMAN, KANSAS CITY ROYALS; LSU PITCHER (2006-09)

Paul Mainieri directed LSU to the College World Series in 2013, marking his third CWS appearance with the Tigers and his fourth overall. He guided Notre Dame to Omaha in 2002.



Top Right: Coach Mainieri and the Tigers visited the St. Jude Children's Research Hospital in Memphis, Tenn., prior to LSU's April 2014 series at Ole Miss. **Middle Right:** Mainieri accepts the 2012 SEC Championship trophy from league commissioner Mike Slive. **Bottom Right:** Joining Paul Mainieri at the Breast Cancer Awareness Game versus UL-Lafayette on March 28, 2012 are two cancer survivors – his sister, Cathy Mainieri Gagnon (left), and Mary Ann Mahtook (right), mother of former LSU All-American Mikie Mahtook.

Mainieri's tenure, including a first-round selection in five of the past six seasons – outfielder Jared Mitchell in 2009, pitcher Anthony Ranaudo in 2010, outfielder Mikie Mahtook in 2011, pitcher Kevin Gausman in 2012 and pitcher Aaron Nola in 2014. All five players developed into first-round selections under Mainieri after being drafted out of high school (Mitchell, 10th round; Ranaudo, 11th round; Mahtook, 39th round; Gausman, sixth round; Nola, 22nd round).

Mainieri's commitment to academic excellence has been illustrated by the Tigers' performance in the classroom as 84 LSU players have received SEC Academic Honor Roll recognition over the past eight seasons.

Mainieri has established an active community service function within the baseball program, as the Tigers regularly visit hospitals and schools in the Baton Rouge area. The team also participates in the ALS Walk – promoting awareness of the treatment of Lou Gehrig's Disease – and in the Buddy Walk, which is designed to encourage acceptance and inclusion of people with Down Syndrome.

Mainieri is personally involved in several philanthropic causes, including Cancer Services of Baton Rouge, the ALS Association, the Baton Rouge Children's Advocacy Center, Prostate Cancer Awareness and the Kelli Leigh Richmond Ovarian Cancer Foundation.

When Mainieri was hired as LSU's coach in June 2006, he expressed a clear vision for the future of the Fighting Tiger program.

"Make no mistake about it," he said. "The goal is to return LSU to the pinnacle position in college baseball. I have all the confidence in the world that we can do that here."


Just three years later, LSU did indeed occupy the pinnacle position in college baseball as the 2009 NCAA National Champions. Mainieri directed the '09 Tigers to the College World Series title, posting a 56-17 overall record, including a 10-1 mark in NCAA Tournament competition.

The Tigers defeated Texas in the CWS Championship Finals to win the national title, LSU's sixth CWS championship and its first since 2000. Mainieri also guided his squad to the 2009 Southeastern Conference regular-season and tournament titles.

The Nation's Winningest Program Since 2012

Most recently, Mainieri guided the 2014 squad to a 46-16-1 record and a No. 8 National Seed in the NCAA Tournament, marking the third consecutive season the Tigers have earned a National Seed. LSU also leads the nation with 150 victories over the last three years.

The '14 Tigers claimed LSU's fifth SEC



"He was trained his whole life to do this. His father was a great coach and his father raised him to be tough. I think he knew when he got to LSU that this (a national championship) was coming. He probably did it a lot sooner than most people thought."

- JIM HENDRY, FORMER CHICAGO CUBS GM ON LSU COACH PAUL MAINIERI



Mainieri's Mentors

Paul Mainieri grew up around the game of baseball on a daily basis and, as the son of a Hall of Fame coach, had the good fortune to be exposed to several outstanding coaches.

Mainieri cites three primary influences in his development as a coach, headed by his father Demie Mainieri, who coached Miami-Dade North Community College to 1,012 wins and a national title in his 30-year career.

"My father laid the foundation for identifying the correct reasons to enter into the coaching profession," says Mainieri.

"Despite his success that he may have encountered, my father emphasized to me that a coach was a teacher first and foremost. Watching how he made such a positive impact on young people's lives was the greatest factor for me wanting to follow in his footsteps."

Mainieri spent his final two seasons as an infielder at the University of New Orleans, where he had the good fortune of playing for legendary UNO coach Ron Maestri.

"Coach Maestri showed me how a high intensity level and work ethic can translate into success," recalls Mainieri. "He used to do the little things-like drag the field and go into the community to raise support - and his charisma resulted in the construction of a beautiful ballpark for our team," says Mainieri.

Paul with his father Demie Mainieri (top) and Tommy Lasorda (bottom).

"He pushed his team hard but would do anything for his players, and his players were very loyal to him. Coach Maestri also relayed to me the importance of recruiting the best athletes - meaning shortstops - and we had six or seven high school shortstops in our everyday lineup."

During his early days in coaching, Mainieri had the chance to meet former Los Angeles Dodgers manager Tommy Lasorda and has maintained a friendship with one of the game's greatest ambassadors.

"Tommy has advised me in so many areas, it's hard to specify any areas of emphasis," says Mainieri of Lasorda, the keynote speaker at the 2008 LSU First Pitch Banquet. "I think from him I really realized how important it is to bring joy to the ballpark every day. The players definitely follow your lead as the coach and the enthusiasm you show for your job will rub off on them."

Mainieri readily credits his success to the guidance of those three Hall of Famers. "To this day, I still regularly call each of these men to ask for their advice," he says. "I think it's safe to say I've learned from the best!"

Tournament title in the past seven seasons, and the LSU pitching staff led the nation with a school-record 17 shutouts. The staff featured junior right-hander Aaron Nola, who earned National Pitcher of the Year recognition and was voted SEC Pitcher of the Year for the second straight season. Nola, who was 11-1 with a 1.47 ERA, was the first-round selection (seventh pick overall) by the Philadelphia Phillies in the 2014 MLB Draft.

Mainieri led the 2013 squad to an SEC record-tying 57 victories (57-11) and a berth in the College World Series. The '13 Tigers captured four championships during a remarkable year, winning the SEC Western Division, the SEC Tournament, an NCAA Regional and an NCAA Super Regional. LSU also established a school record for SEC regular-season victories with a 23-7 league mark.

The 2013 team featured three first-team all-Americans, a first for the distinguished LSU Baseball program. Shortstop Alex Bregman was named National Freshman of the Year and the winner of the Brooks Wallace Award as the nation's best shortstop; SEC Pitcher of the Year Aaron Nola was 12-1 on the mound with a 1.57 ERA; and first baseman Mason Katz batted .370

and led the SEC with 16 homers and 70 RBI.

Mainieri was a finalist for the 2013 Skip Bertman National Coach of the Year award, and a school-record nine Tigers were selected in the '13 Major League Baseball Draft.

Mainieri guided the 2012 squad to LSU's second SEC championship in four seasons, as the Tigers posted a 47-18 overall mark and captured the league title with a 19-11 conference record. LSU was named the No. 7 National Seed for the 2012 NCAA Tournament, and the Tigers won the NCAA Baton Rouge Regional before playing host to a Super Regional in Alex Box Stadium.

The 2012 team featured two first-team all-Americans - outfielder Raph Rhymes and pitcher Kevin Gausman. Rhymes led the nation in hitting with a .431 (100-for-232) average, and he was named SEC Player of the Year. Gausman was 12-2 on the mound with a 2.77 ERA, and he was the fourth overall selection in the 2012 MLB Draft by the Baltimore Orioles.

Mainieri guided a young 2011 LSU squad to a 36-20 mark, including a 12-3 record over the final 15 games of the season. Though the Tigers finished strong, LSU fell just short of qualifying for the NCAA Tournament. Despite not reaching

the postseason, Mainieri and Tigers laid a solid foundation from which to build championship-caliber teams.

Outfielder Mikie Mahtook became the third first-team all-American of the Mainieri era in 2011, and two Tigers - pitcher Kurt McCune and second baseman JaCoby Jones - earned Freshman All-America recognition.

Mainieri's 2010 LSU squad won its third straight SEC Tournament title and advanced to an NCAA Regional for the third consecutive year. LSU posted a 41-22 overall mark that was highlighted by four straight victories in the SEC Tournament in Hoover, Ala. LSU became the first team to win three consecutive conference tournament titles in the current eight-team format that was adopted by the league in 1996.

Mainieri reached a coaching milestone on the second playing date of the 2010 season, as he earned his 1,000th career victory when LSU defeated Centenary, 25-8, on February 20 in Alex Box Stadium.

2009 - The National Championship Season

LSU's magnificent 2009 season began with LSU ranked No. 1 in the polls and ended with the Tigers still occupying college baseball's summit.



Playing Days at LSU

Mainieri began his collegiate playing career at LSU, earning a letter as a Tiger outfielder in 1976. From LSU, he transferred to Miami-Dade Junior College for a season and then played two seasons at the University of New Orleans.

Aim High

Mainieri was the first civilian baseball coach at the Air Force Academy.

Fighting Irish

Mainieri directed Notre Dame to nine conference titles and a 2002 College World Series appearance.

The Paul Mainieri File

Pronunciation: Muh-NAIR-ee

Career Record:	1225-641-8 (.656, 32 seasons)
at LSU:	361-149-3 (.710, eight seasons)
at Notre Dame:	533-213-3 (.714, 12 seasons)
at Air Force:	152-158 (.490, six seasons)
at St. Thomas:	179-121-2 (.598, six seasons)

Birthdate:	August 29, 1957
Hometown:	Miami, Florida
Education:	1980 - B.S. in physical education from Florida International Univ. 1982 - M.S. in sports administration from St. Thomas (Fla.) Univ.
Wife:	Married to the former Karen Fejes of New Orleans, La.
Children:	Nicholas (31), Alexandra (30), Samantha (28) and Thomas (20)
Grandson:	Holden Brooks Roth (born January 17, 2011)

Coaching Awards

2014 ABCA Hall of Fame Induction Class
2013 Louisiana Sportswriters Association Coach of the Year
2012 Louisiana Sportswriters Association Coach of the Year
2009 National Coach of the Year (ABCA, Baseball America, Collegiate Baseball, Rivals.com)
2009 Southeastern Conference Coach of the Year
2009 Louisiana Sportswriters Association Coach of the Year
2008 National Coach of the Year (Rivals.com, Collegebaseballinsider.com)
2008 Louisiana Sportswriters Association Coach of the Year
2001, 2002 & 2006 ABCA Midwest Region Coach of the Year
2001 Big East Coach of the Year
2000 National Coach of the Year (College Baseball Insider)
1984 Sunshine State Conference Coach of the Year



The Paul Mainieri Family

(l-r): dad Demie, son Nick, mom Rosetta, daughter-in-law Kate, Paul, daughter Alex, son-in-law Greg, wife Karen, son Tommy, son-in-law Nick, daughter Samantha and grandson Holden (photo taken at Alex's wedding in November 2014)

LSU won its first Southeastern Conference regular-season title since 2003, posting a 20-10 SEC mark. The Tigers then became the first league school since Alabama in 2002-03 to win consecutive SEC Tournament titles.

LSU played host to the NCAA Baton Rouge Regional, where the Tigers defeated Southern, Baylor and Minnesota to set up a Super Regional matchup versus Rice in Alex Box Stadium. LSU swept two games from the Owls, earning a berth to the CWS for the second straight season and for the 15th time in school history.

The Tigers defeated Virginia in their CWS opener and recorded two wins over Arkansas to advance to the CWS Championship Finals versus Texas. Trailing 6-4 in the ninth inning of Game 1, the Tigers staged a dramatic two-run rally and eventually prevailed, 7-6, in 11 innings. The Longhorns posted a 5-1 win in Game 2; however, LSU overwhelmed UT, 11-4, in the deciding game to claim the NCAA championship trophy with a final record of 56-17.

Thirteen LSU players received 2009 SEC Academic Honor Roll recognition, and six Tigers were selected in the 2009 Major League Baseball Draft, including four in the first five rounds. Outfielder Jared Mitchell was the first-

round choice of the Chicago White Sox, as LSU produced a first-round selection for the first time since 2003.

Also among the drafted players was Louis Coleman, a 2009 First-Team all-American and the SEC Pitcher of the Year chosen in the fifth round by the Kansas City Royals.

2008 - Return to Omaha

Mainieri first guided LSU back into prominence in 2008 as the Tigers advanced to the College World Series, earning a berth to Omaha for the first time since 2004.

Mainieri, named 2008 National Coach of the Year by Rivals.com and by CollegeBaseballInsider.com, directed the Tigers to a 49-19-1 record. LSU, which was predicted to finish fifth in the SEC Western Division in the preseason league coaches' poll, won 26 of its final 29 games during a remarkable late-season surge.

Mainieri's promise to LSU fans to attract the nation's best players had been fulfilled during his staff's first recruiting season, as Collegiate Baseball magazine rated the Tigers' 2007 class No. 1 in the country. The recruiting class - which included nine players selected in the Major

League Baseball Draft - combined with LSU's returning players to form an outstanding 2008 club.

With four weeks remaining in the regular season, the '08 LSU club was 23-16-1 overall and in 11th place in the overall SEC standings with a 6-11-1 record; however, the Tigers posted a conference-record 23-game win streak that saw LSU claim the SEC Western Division title, the SEC Tournament championship and the NCAA Baton Rouge Regional championship.

LSU's 23-game surge ended with a loss to UC Irvine in Game 1 of the NCAA Baton Rouge Super Regional, but the Tigers won the next two games over the Anteaters to advance to the CWS. LSU placed fifth in Omaha with a 1-2 record, marking the Tigers' first Top 5 CWS finish since the 2000 squad claimed the national title.

Fourteen LSU baseball players - the most in the program's history - were named to the 2008 SEC Academic Honor Roll. The 2008 team's cumulative GPA for the spring semester was 2.89, the highest figure in LSU Baseball history.

Seven LSU players were selected in the 2008 Major League Baseball first-year player draft, representing the most since eight Tigers were taken in the 2001 draft.



National Champs

Mainieri celebrates LSU's 2009 national championship on the Rosenblatt Stadium field with his wife, Karen.



7th Inning at Wrigley

Mainieri sang "Take Me Out to the Ball Game" at Wrigley Field on July 26, 2009 during the Chicago Cubs' game with the Cincinnati Reds.



Mainieri Field

St. Thomas University in Miami honored Paul Mainieri in March 2013 by naming its new baseball facility Paul Demie Mainieri Field. LSU played a game in Baton Rouge on the night of the ceremony, so Mainieri was represented by his dad, Demie.

Paul Mainieri and the '09 National Champions visited the U.S. Capitol and other Washington, D.C. landmarks on September 30, 2009.



Building the LSU Foundation

It is Mainieri's goal to finish his collegiate baseball career in the same place it began 39 years ago. He earned a letter in 1976 as a freshman outfielder at LSU, where he also met his future wife, Karen, then a Fighting Tiger cheerleader. He completed his playing career at the University of New Orleans, and, after enjoying great success as a head coach at St. Thomas (Fla.) University, the Air Force Academy and Notre Dame, Mainieri returned to Baton Rouge for the 2007 season eager to enhance the Fighting Tigers' storied tradition.

Mainieri and his staff laid the foundation for the future of the LSU program during the '07 season, as the Tigers posted a 29-26-1 overall mark. Despite its inexperience – the Tigers often featured four true freshmen in the batting order – LSU was in contention for an NCAA Tournament bid through the final weekend of the regular season.

The '07 Tigers won four SEC series over Top 25 teams, as LSU posted series victories over No. 3 Arkansas, No. 13 Ole Miss, No. 15 Mississippi State (a 2007 CWS participant) and No. 25 Alabama.

LSU was led by junior right-hander Jared Bradford, a second-team All-SEC selection who posted either a win or a save in 10 of the Tigers' 12 SEC victories. Outfielder Blake Dean and catcher Sean Ochinko each received Freshman All-SEC recognition for their outstanding rookie seasons.

At Notre Dame (1995-2006)

Mainieri established an unparalleled standard of excellence during his tenure at Notre Dame (1995-2006), leading his teams to 11 40-win seasons, nine conference titles, nine NCAA Regional appearances and a berth in the 2002 College World Series, marking the school's first CWS trip since 1957.

Mainieri led Notre Dame to an NCAA Regional in every season from 1999-2006, making the Irish one of 10 teams to appear in every NCAA Tournament in that eight-year span – the others were Miami, Texas, Rice, Cal State Fullerton, Florida State, Stanford, Clemson, Tulane and Oral Roberts. Notre Dame also joined six other schools (LSU, Miami, Rice, South Carolina, Stanford and Texas) as the only programs to reach an NCAA Regional final every season from 2000-05.

Sixty of Mainieri's Notre Dame players were drafted or signed free-agent contracts, and 19 were selected in the first 10 rounds of the Major League draft. His Irish players also combined for 14 All-America and 10 Academic All-America seasons.

Mainieri's Notre Dame teams combined for a 100-percent graduation rate (71 of 71) among players who completed their eligibility. Twelve players who signed professionally after their junior year returned to Notre Dame to complete their degree requirements.

Notre Dame was the only Division I baseball program to produce Academic All-Americans each year from 2000-04, with two honored every season from 2000-03. The 2006 squad combined for an impressive 3.28 team GPA during the spring semester.

Notre Dame was one of just four schools from 1998-2001 that produced two pitchers – Brad Lidge ('98, Houston Astros) and Aaron Heilman ('02, New York Mets) – who were drafted in the first round, with both players advancing to the Major Leagues. Mainieri and his staff consistently have molded players into top prospects, as Lidge was just a 42nd-round pick out of high school while Heilman was a 54th-round pick.

Seven of Mainieri's former Notre Dame players have reached the Major League level, including six pitchers – Brad Lidge, Aaron Heilman, Jeff Samardzija, Jeff Manship, John Axford and Christian Parker. Former Irish infielder Matt Macri made his big league debut in 2008.

Mainieri Proteges

Paul Mainieri's influence extends throughout the game of baseball, as several of his former assistant coaches and players presently work as coaches or administrators:



Virginia Coach Brian O'Connor

Former Assistant Coaches

Brian O'Connor	Head Coach, Virginia
Terry Rooney	Head Coach, Central Florida
Cliff Godwin	Head Coach, East Carolina
Mike Kazlauskis	Head Coach, United States Air Force Academy
Cory Mee	Head Coach, Toledo
Eric Campbell	General Manager, Team USA
Al Avila	Asst. General Manager, Detroit Tigers

Former Players

Mike Kazlauskis	Head Coach, United States Air Force Academy
Marty Smith	Head Coach, Central Florida CC
Rick Hitt	Head Coach, South Florida CC
Eddie Smith	Head Coach, Lower Columbia College
Will Davis	Asst. Coach, LSU
Blake Dean	Asst. Coach, Univ. of New Orleans
Ryan Connolly	Asst. Coach, Oklahoma
Mitch Mormann	Asst. Coach, Ohio University
Nolan Cain	Coordinator of Operations, LSU

"Coach Mainieri knows the game but he knows his players even better. He knows how to manage players extremely well - knowing who he has to push harder and who he needs to give space, always getting the best out of his players. His door was always open and he was willing to listen to whatever was on your mind - all while treating everyone with the respect they deserved and caring about the person and his life, not just the player."

- AARON HEILMAN, MAJOR LEAGUE PITCHER; NOTRE DAME PITCHER (1998-2001)

Eight other Irish players developed into high draft picks despite going undrafted as prep players: pitchers Tim Kalita (7th round in '99), Danny Tamayo (10th round, '01), J.P. Gagne (13th round, '03) and Jeff Samardzija (5th round, '06), shortstop Alec Porzel (13th round, '01), centerfielder Steve Stanley (2nd round, '02), first baseman Craig Cooper (7th round, '06), and pitcher Kyle Weiland (3rd round in 2008).

In the Mainieri era, nine of 13 Irish players who were drafted out of high school went on to be drafted in a higher round at Notre Dame while 24 who were undrafted as prep players went on to be drafted as members of the Irish program.

In 12 seasons of Big East Conference play, the Irish won more league games (192-67-2, .740) than any other team in the conference. Mainieri owns the top career Big East winning percentage (.740) in the history of the league and four of his teams posted 20-plus wins in Big East play.

Mainieri was voted in 2005 to the position of the ABCA's chair of the Division I Baseball Coaches – which he held for three years. He was also a member of the ABCA executive committee.

Mainieri served on the NCAA Division I Baseball Issues Committee, and he was a member of the NCAA Academic Enhancement Working Group.

Mainieri established in 2002 the Opening Night Dinner at Notre Dame, an event that he continues to hold each year at LSU. The event, now known as the First Pitch Banquet, has featured an impressive lineup of keynote speakers: Hall of Fame manager Tommy Lasorda,

former Chicago Cubs GM Jim Hendry, award-winning author and lifelong baseball fan John Grisham, legendary pitcher Roger Clemens, and LSU All-American and ESPN analyst Ben McDonald.

Mainieri's Early Years

A former Chicago White Sox farmhand, Mainieri was the first civilian baseball coach at Air Force and averaged 26 wins in six seasons (1989-'94) for a program that averaged just 15 wins in the six previous years. He is the only Air Force baseball coach to post six straight 20-win seasons and his 1994 squad led the nation in hitting (.360), slugging (.623) and triples (0.76 per game).

Mainieri guided the 1993 Air Force team to its first winning season in nearly a decade (28-22), with a school-record 21 wins at home. He coached three All-Americans, two Freshman All-Americans and two Academic All-Americans with the Falcons.

Mainieri coached six seasons at St. Thomas University in Miami, Fla. Four of Mainieri's teams at St. Thomas were ranked in the NCAA Division II Top 10 during the season. The 1984 Sunshine State Conference Coach of the Year saw his St. Thomas teams average 30 wins per season (after an average of just 18 wins in the six previous years). St. Thomas named its new baseball facility in Mainieri's honor in March 2013.

Fifteen of Mainieri's St. Thomas players entered pro baseball, with Joe Klink, Dane Johnson and Dan Rohrmeier each going on to appear on Major League rosters. Klink played with the 1987

Minnesota Twins and 1989 Oakland A's World Series championship teams while also pitching with the Florida Marlins in 1994.

Mainieri's coaching career began at his alma mater, Columbus High School in Miami, where he served as assistant baseball and football coach for three years before taking over at St. Thomas in the fall of 1982. He also spent the final three years at St. Thomas as director of athletics.

Mainieri was inducted into the Columbus High School Sports Hall of Fame in October 2009.

A four-year letterwinner in college, Mainieri played one season at LSU, one season for his father, legendary JUCO coach Demie Mainieri, at Miami-Dade North Community College, and two seasons at the University of New Orleans. The second baseman helped the Privateers win two Sun Belt Conference titles and advance to the 1979 NCAA Tournament during his senior season.

After completing his undergraduate degree requirements at Florida International (1980), Mainieri played two minor-league seasons before earning a master's in sports administration from St. Thomas in 1982.

Born August 29, 1957, in Morgantown, W.Va., Mainieri and his wife Karen have four children: Nicholas (31), Alexandra (30), Samantha (28) and Thomas (20).

Samantha gave birth in January 2011 to son Holden Brooks Roth, the Mainieris' first grandchild.

Mainieri Coaching Record

YEAR	SCHOOL	RECORD	PCT.	NOTES/HONORS
1983	St. Thomas (Fla.)	19-25-1	.445	
1984	St. Thomas (Fla.)	37-14	.725	Set school record for wins, Sunshine State Conference Coach of Year
1985	St. Thomas (Fla.)	31-21	.596	
1986	St. Thomas (Fla.)	23-24	.489	
1987	St. Thomas (Fla.)	35-21	.625	Led nation with .340 team batting avg.
1988	St. Thomas (Fla.)	33-16-1	.670	
St. Thomas Totals (6 years)		179-121-2	.596	Winningest coach in St. Thomas history at the conclusion of his tenure
1989	Air Force	27-27	.500	Set school records for Western Athletic Conference wins (13)
1990	Air Force	26-34	.433	
1991	Air Force	22-27	.449	
1992	Air Force	23-24	.489	
1993	Air Force	28-22	.560	Team led nation in triples, second-most wins in team history, best AFA record since '82
1994	Air Force	26-24	.520	Team led nation with .360 batting average
Air Force Totals (6 years)		152-158	.490	Second-winningest coach in Air Force history
1995	Notre Dame	40-21	.656	Midwestern Collegiate Conf. Western Div. champs, most wins by first-year ND coach
1996	Notre Dame	44-18	.710	Participated in NCAA South I Regional (Tuscaloosa, Ala.)
1997	Notre Dame	41-19	.683	BIG EAST National Division champions, top winning percentage (15-6) in Big East
1998	Notre Dame	41-17	.707	Notre Dame's 10th straight 40-win season; Irish finish 12th in nation for team ERA
1999	Notre Dame	43-18	.705	National Coach of the Year (CBI); BIG EAST regular-season champ (20-5); NCAA host
2000	Notre Dame	46-18	.719	Reached title game of NCAA Starkville Regional; fourth-most wins in school history
2001	Notre Dame	49-13-1	.786	Big East/Midwest Region Coach of the Year; #1 ranking; Big East champs; NCAA host
2002	Notre Dame	50-18	.735	Midwest Region Coach of the Year; Big East champs; College World Series participant
2003	Notre Dame	45-18	.714	First Big East Tournament repeat champion since 1986; NCAA Regional participant
2004	Notre Dame	51-12	.809	First team to win three straight BIG EAST Tournament titles; NCAA Regional participant; school-record win total for 3rd time in 4 years
2005	Notre Dame	38-24-1	.611	Extended unprecedented run of Big East Tournament titles to 4; NCAA Regional finalist
2006	Notre Dame	45-17-1	.722	ABCA Midwest Region Coach of the year; extended unprecedented run of Big East Tournament titles to 5; NCAA Regional participant; Big East regular-season champs; set ND record with 23-game win streak (nation's longest in '06)
UND Totals (12 Years)		533-213-3	.714	60 of Mainieri's ND players were drafted or signed professional free-agent contracts during his tenure
2007	LSU	29-26-1	.527	LSU wins four SEC series against Top 25 teams
2008	LSU	49-19-1	.717	LSU wins SEC West and SEC Tournament; advances to CWS for first time since '04; No. 6 final national ranking
2009	LSU	56-17	.767	LSU wins College World Series title for first time since 2000; Tigers also claim SEC regular season and tournament crowns
2010	LSU	41-22	.651	LSU wins third consecutive SEC Tournament title and participates in NCAA Los Angeles Regional
2011	LSU	36-20	.643	LSU wins 12 of final 15 games and posts a 23-3 mark in non-conference action
2012	LSU	47-18	.723	LSU wins 2012 SEC championship and earns No. 7 National Seed for NCAA Tournament
2013	LSU	57-11	.838	LSU earns berth to 2013 College World Series; finishes season No. 5 in Baseball America rankings
2014	LSU	46-16-1	.738	LSU earns the NCAA Tournament No. 8 National Seed; Tigers win fifth SEC Tournament title in seven seasons
LSU Totals (8 Years)		361-149-3	.710	LSU enters the 2015 season ranked No. 2 in the Baseball America preseason poll

32-year Head Coaching Record: 1225-641-8 (.656)



"Paul's strong baseball pedigree is one of his most admirable and valuable traits. He has Louisiana roots. He played at LSU and at UNO. He understands our culture and he appreciates the nuances of our people."

- SKIP BERTMAN,
FORMER LSU ATHLETICS DIRECTOR
AND HALL OF FAME COACH

Mainieri in the NCAA Tournament

At LSU: 28-12 (.700) (15-4 in regionals, 7-3 in super regionals, 6-5 in CWS)

At Notre Dame: 20-19 (.513) (17-16 in regionals, 2-1 in super regionals, 1-2 in CWS)

CAREER TOTAL: 48-31 (.608) (32-20 in regionals, 9-4 in super regionals, 7-7 in CWS)

Mainieri Records vs. Opponents

TEAM	WINS	LOSSES	TIE
Air Force	5	0	0
Akron	1	0	0
Alabama	22	8	0
Alcorn State	6	0	0
Appalachian State	1	2	0
Arizona	2	2	0
Arizona State	1	2	0
Arkansas	21	10	0
Arkansas Little-Rock	1	0	0
Army	8	3	0
Auburn	16	8	0
Ball State	3	4	0
Baylor	1	2	0
Binghamton	1	0	0
Boston College	23	7	0
Bowling Green	9	2	0
Brown	4	0	0
Butler	7	0	0
BYU	5	22	0
Cal State Fullerton	3	4	0
Cameron (OK)	1	0	0
Centenary	6	0	0
Central Florida	8	2	0
Central Michigan	8	4	0
Chicago	1	0	0
Chicago State	11	1	0
Christian Brothers	2	0	0
Cincinnati	4	0	0
Cleveland State	7	1	0
College of Charleston	0	1	0
College of Southwest	4	2	0
Colorado College	19	0	0
Colorado Mines	2	1	0
Colorado State	9	6	0
Connecticut	19	6	1
Creighton	8	7	0
Dallas	1	0	0
Dartmouth	3	0	0
Dayton	3	2	0
Denver	8	2	0
Detroit	8	0	0
Dominican College	1	0	0
Duke	1	1	0
Duquesne	7	0	0
Eastern Illinois	4	0	0
Eastern Michigan	1	1	0
Evansville	1	1	0
Fairfield	1	0	0
Florida	11	16	0
Florida A&M	2	0	0
Florida Atlantic	2	0	0
Florida International	1	8	0
Florida Memorial	4	0	0
Florida State	3	1	0
Fort Hays State	1	1	0
Fresno State	1	0	0
George Washington	1	0	0
Georgetown	30	3	0
Georgia	12	7	2
Georgia Tech	0	2	0
Grambling State	4	0	0
Harvard	2	0	0
Hawaii	4	11	0
Hillsdale	2	0	0
Holy Cross	3	0	0
Houston	1	2	0
Illinois	6	3	0
Illinois-Chicago	4	1	0
Indiana	5	1	0

TEAM	WINS	LOSSES	TIE
IUPUI	5	0	0
Indiana State	2	1	0
Indiana Tech	4	1	0
Indianapolis	2	0	0
Iowa	4	1	0
IPFW	3	0	0
Jackson State	1	0	0
Jacksonville	0	1	0
James Madison	1	0	0
Kansas	1	2	0
Kent State	1	1	0
Kentucky	12	8	1
Lamar	3	0	0
Lewis and Clark State	1	0	0
Lipscomb	1	2	0
Long Beach State	1	1	0
Louisiana College	1	0	0
Louisiana-Lafayette	6	3	0
Louisiana-Monroe	2	0	0
Louisville	2	2	0
Loyola (LA)	3	0	0
Manchester	6	0	0
Maryland	3	0	0
McNeese State	9	0	0
Memphis	2	5	0
Merchant Marines	3	0	0
Metro State	7	2	0
Miami (FL)	2	6	0
Miami (OH)	1	0	0
Michigan	9	6	0
Michigan State	2	1	0
Minnesota	3	3	0
Mississippi State	21	10	0
Mississippi Valley State	4	0	0
Missouri	4	1	0
Navy	8	2	1
Nebraska	1	2	0
Nevada	1	0	0
New Mexico	9	18	0
New Mexico Highlands	5	1	0
New Mexico State	2	6	0
New Orleans	12	10	0
Newman	1	0	0
Nicholls State	9	1	0
North Carolina	1	4	0
North Carolina State	0	1	0
North Florida	1	1	0
Northern Colorado	10	3	0
Northern Illinois	4	2	0
Northern Iowa	7	1	0
Northeastern	2	2	0
Northeastern Illinois	6	2	0
Northwestern	2	4	0
Northwestern State	9	1	0
Notre Dame	0	5	0
Nova (FL)	1	1	0
Oakland (MI)	10	0	0
Ohio State	2	1	0
Oklahoma	2	1	0
Ole Miss	16	12	0
Oral Roberts	2	1	0
Oregon State	2	0	0
University of the Pacific	1	0	0
Penn State	5	2	0
Pepperdine	3	0	0
Pittsburgh	21	8	0
Portland	1	0	0
Princeton	2	1	0
Providence	7	2	0

TEAM	WINS	LOSSES	TIE
Purdue	11	2	0
Regis	2	1	0
Rhodes College	1	0	0
Rice	4	0	0
Rochester	1	0	0
Rutgers	23	14	0
Sacred Heart	4	0	0
St. John's	20	11	0
St. Mary's (Calif.)	3	0	0
St. Mary's (Texas)	1	0	0
St. Norbert's	2	0	0
St. Thomas	1	2	0
Sam Houston State	2	0	0
San Diego	1	3	0
San Diego State	2	15	0
San Francisco	2	1	0
Seton Hall	22	9	0
Siena Heights	2	0	0
South Alabama	2	0	0
South Carolina	11	6	0
South Connecticut	1	0	0
South Dakota State	0	1	0
South Florida	4	1	0
Southeastern Louisiana	9	1	0
Southern	9	0	0
Southern California	3	2	0
Southern Colorado	2	0	0
Southern Illinois	9	2	0
Southern Miss	9	1	0
Southern Utah	1	0	0
Southwest Missouri State	2	0	0
(Southwest) Texas State	2	1	0
Stanford	0	2	0
Stephen F. Austin	1	0	0
Stetson	4	4	0
Stony Brook	1	2	0
Tennessee	10	8	0
Texas	2	2	0
Texas A&M	4	5	0
Texas Christian	0	1	0
Texas-Pan American	4	4	0
Texas-San Antonio	2	3	0
Texas Southern	2	0	0
Texas Tech	2	1	0
Toledo	11	0	0
Tulane	13	5	0
UC Irvine	4	2	0
UCLA	0	2	0
UC Santa Barbara	1	0	0
Utah	6	19	0
Valparaiso	12	1	0
Vanderbilt	9	13	0
Villanova	28	5	1
Virginia	2	1	0
Virginia Tech	7	6	0
Wake Forest	5	0	0
Washington	5	2	0
Washington State	1	0	0
West Virginia	23	10	0
Western Michigan	8	2	0
Western New Mexico	2	1	0
William & Mary	3	0	0
Winthrop	1	0	0
Wisconsin-Milwaukee	7	3	0
Wright State	1	3	0
Wyoming	10	15	0
Xavier	1	0	0
Yale	2	2	0



#34 | PITCHING COACH

ALAN Dunn



Alan Dunn, the former minor league pitching coordinator for the Baltimore Orioles, was hired in June 2011 as pitching coach for the LSU baseball program. Dunn, who has 22 years of experience as a pitching coach on the professional level, has coached over 25 pitchers that have advanced to Major League Baseball.

Last season, Dunn directed an LSU staff that led the nation with a school-record 17 shutouts. LSU was No. 1 in the SEC in fewest runs allowed (180), No. 1 in WHIP (1.09), No. 2 in ERA (2.60) and No. 3 in hits allowed per nine innings (6.99). The Tigers ranked fifth in the nation in hits allowed per nine innings and sixth in WHIP.

Dunn supervised the development of LSU first-team all-American Aaron Nola, who was named 2014 National Pitcher of the Year by the College Baseball Foundation, and he was voted SEC Pitcher of the Year for the second straight season. Nola was the seventh overall selection in the 2014 MLB Draft by the Philadelphia Phillies.

Nola posted an 11-1 mark and a 1.47 ERA with 134 strikeouts in 116.1 innings. He was No. 3 in the nation in strikeouts, and he was No. 1 in the SEC in strikeouts, ERA, opponent batting average (.172) and innings pitched.

Dunn in 2013 directed an LSU pitching staff that posted a 2.40 ERA, which ranked second in the SEC and No. 3 in the nation. The Tigers were also No. 2 in the league in opponent batting average (.218) and No. 3 in the conference in strikeouts (506). Four members of the 2013 LSU staff were selected in the first 14 rounds of the MLB Draft, including second-rounder Ryan Eades by the Minnesota Twins.

In 2012, Dunn coached LSU first-team all-American and current Major Leaguer Kevin Gausman, who led the SEC in wins (12) and strikeouts (135). Gausman was the No. 4 overall selection in the 2012 MLB Draft by the Orioles. As a staff, the Tigers were No. 1 in the league in strikeouts with 573.

Prior to arriving at LSU, Dunn spent three full seasons and the end of 2007 as Baltimore's major league bullpen coach before becoming the Orioles' minor league

pitching coordinator prior to the 2011 season.

Dunn was in his 15th season in the Chicago Cubs organization and his first as minor league pitching coordinator when he was hired in August, 2007 by Orioles manager Dave Trembley. Dunn served as pitching coach at every level from Class A to AAA in his 15 years with the Cubs.

Dunn joined the Cubs in 1992 as a scout before becoming the pitching coach in 1993 for the team's Class A affiliate in Geneva N.Y. He then moved on to other Class A clubs at Peoria, Ill. (1994), Rockford, Ill. (1995-96) and Daytona, Fla. (1997). Dunn served as pitching coach for the AA West Tennessee Diamond Jaxx from 1998 through 2005, where his pitching staffs finished first or second in the Southern League in ERA three times.

Dunn helped lead the Diamond Jaxx to the 2000 Southern League championship, and he coached the only three staffs in Southern League history to record 1,100 strikeouts in a single season. He also coached three individual Southern League ERA champions in 1991, 2000 and 2001.

He was the pitching coach at AAA Iowa in 2006 before becoming the Cubs' minor league pitching coordinator in 2007.

Dunn pitched professionally for two years in the Detroit Tigers farm system. He was the Tigers' fourth-round selection (95th player overall) in the 1983 MLB Draft out of the University of Alabama, where he played for the Crimson Tide's '83 College World Series runners-up team.

He worked as an assistant coach at Vanderbilt in 1991 and 1992 prior to beginning his coaching career at the pro level.

Dunn earned a bachelor's of science degree in physical education from UAB in 1991. He and his wife, Jay, have two children - a son, Davis, and a daughter, Bailey.

2014 MLB Pitchers Coached by Alan Dunn

Scott Downs - White Sox/Royals

Kyle Farnsworth - Mets/Astros

Carlos Marmol - Marlins

Sean Marshall - Reds

Ricky Nolasco - Twins

The Dunn File

Year at LSU:	Fourth
Birthdate:	November 19, 1961
Hometown:	Gadsden, Ala.
Wife:	Jay
Children:	Davis, Bailey
Alma Mater:	UAB, 1991

Playing Career

1981-83	Alabama
1983-84	Detroit Tigers and New York Mets affiliates

Coaching Experience

2012-	LSU (pitching coach)
2011	Baltimore Orioles Minor League Pitching Coordinator
2007-2010	Baltimore Orioles Bullpen Coach
2007	Chicago Cubs Minor League Pitching Coordinator
2006	Pitching Coach, Iowa Cubs, Pacific Coast League, AAA (Cubs)
1998-2005	Pitching Coach, West Tennessee Diamond Jaxx, Southern League, AA (Cubs)
1997	Pitching Coach, Daytona Cubs, Florida State League, A (Cubs)
1995-96	Pitching Coach, Rockford Cubbies, Midwest League, A (Cubs)
1994	Pitching Coach, Peoria Chiefs, Midwest League, A (Cubs)
1993	Pitching Coach, Geneva Cubs, New York-Penn League, A (Cubs)
1991-92	Assistant Coach, Vanderbilt



Alan and Jay Dunn with daughter Bailey and son Davis



#11 | HITTING COACH
RECRUITING COORDINATOR

ANDY Cannizaro



The Cannizaro File

Year at LSU: First

Birthdate: December 19, 1978

Hometown: Mandeville, La.

Wife: Allison

Children: Gabrielle, Pierce

Education: Tulane, 2001

Playing Career

1998-2001 Tulane

2001-06 New York Yankees organization
(MLB in '06)

2008 Tampa Bay Rays (MLB)

2008-09 White Sox/Indians organizations

Coaching/Scouting Career

2015- LSU (hitting coach)

2009-14 New York Yankees scout



Andy Cannizaro, a New York Yankees scout for five years and a former MLB infielder, was hired in July 2014 as the recruiting coordinator and hitting coach for the LSU baseball program. Cannizaro replaced Javi Sanchez, who departed LSU to pursue a business career.

Cannizaro, a former all-America shortstop at Tulane who played in the big leagues for the Yankees and Tampa Bay Rays, worked as a Yankees scout since 2009, evaluating and recruiting amateur players in preparation for the annual MLB Draft.

Cannizaro, a native of Mandeville, La., was the Yankees' official representative at the 2013 and 2014 MLB Drafts. He also worked as the advance scout for the team as it prepared for the 2011 and 2012 playoffs.

Cannizaro was the Yankees' seventh-round selection in the 2001 MLB Draft, and he played in the organization for seven seasons, reaching the Major League level in September 2006. He joined the Tampa Bay Rays in 2008 and was on the club's big-league roster for the first two months of the season.

He later played for the AAA affiliates of the Cleveland Indians and Chicago White Sox before retiring from the game in September 2009.

During his pro career, he worked as head coach of the Louisiana Knights, a U18 fall team consisting of 12 NCAA Division I players.

Cannizaro, a four-year starter at shortstop for Tulane, led the 2001 Green Wave squad to the first College World Series appearance in school history, batting a remarkable .395 with 118 hits, 34 doubles, 70 RBI and 52 stolen bases.

A two-time all-America and three-time all-Conference USA performer, Cannizaro is Tulane's all-time leader in games played (248), at-bats (1,030), hits (350), doubles (85) and stolen bases (128). He was inducted in 2007 into the Tulane Athletics Hall of Fame.

Cannizaro graduated from Tulane in December 2001 with a bachelor of arts in sociology/business minor. He and his wife, Allison, are the parents of two children, Gabrielle (3) and Pierce (1).



Andy Cannizaro made his Major League debut with the New York Yankees in 2006.



Andy and Allison Cannizaro with son Pierce and daughter Gabrielle



Former LSU catcher Will Davis enters his eighth year on the Tigers' coaching staff, and he will continue to work as the third base coach while tutoring the catchers defensively and assisting Andy Cannizaro with the position players.

Davis has been on the LSU staff for three trips to the College World Series (2008,2009,2013), two SEC Championships (2009 & 2012), five SEC tournament titles (2008,2009,2010,2013,2014), and he was an assistant coach on the 2009 National Championship team.

While coaching the Tiger outfielders from 2009-2014 Davis consistently engineered one of the nation's top defensive units. Davis' outfielders were routinely featured on ESPN's Top Plays, and the 2013 LSU outfield committed just one error in 68 games. Outfielders drafted under Davis' watch include: Jared Mitchell (1st Round), Mikie Mahtook (1st Round), Leon Landry (3rd Round), Raph Rhymes (15th Round), and Johnny Dishon (42nd Round).

An experienced recruiter, Davis has been LSU's

#52 | ASSISTANT COACH

WILL Davis

The Davis File

Year at LSU:	Eighth
Birthdate:	May 29, 1984
Hometown:	Baton Rouge, La.
Wife:	Danielle
Education:	LSU, 2007 B.A. in secondary education LSU, 2010 Master's in kinesiology

Playing Career

2004-07 LSU


Coaching Career

2009-	LSU (volunteer coach)
2008	LSU (coordinator of baseball operations)

designated recruiter for the summer of 2011, the fall of 2012, and the summer of 2014, helping to bring in the nation's seventh-ranked class in 2011, fourth-ranked class in 2012, 10th-ranked class in 2013, and most recently, PerfectGame.org's top-ranked class for 2014. In addition Davis' high school showcase camp program has helped bring in 30 future Tigers since 2011.

In addition to his on-field duties, Davis also is in charge of the prestigious LSU Baseball camps, works as the head of the Coaches Committee (booster club), and he is the direct liaison to the LSU Baseball alumni.

The Baton Rouge native played at LSU from 2004-2007 and was a letterman on the 2004 College World Series team. He is married to the former Danielle Hall of Bogalusa, La., who was a member of the LSU Golden Girl squad.



Will and Danielle Davis



Former LSU pitcher Nolan Cain was named the Tigers' Coordinator of Baseball Operations in September 2013.

Cain, a reliever on LSU's 2009 national championship team, replaced Ross Brezovsky, who accepted a position with the Wilson-DeMarini sporting goods company in Chicago. Cain handles a number of responsibilities with the baseball program, including team travel, budgeting and community relations.

Cain, native of Cantonment, Fla., made 73 career relief appearances for the Tigers in four seasons (2006-09). The right-hander was a physical presence on the mound with solid fastball and an excellent breaking pitch. He received his LSU degree

COORDINATOR OF
BASEBALL OPERATIONS

NOLAN CAIN

The Cain File

Year at LSU:	Second
Birthdate:	January 2, 1986
Hometown:	Cantonment, Fla.
Wife:	Kristen
Child:	Cason (born Nov. 6, 2012)
Education:	LSU, 2009 B.A. in interdisciplinary studies

Playing Career

2006-09	LSU
2009	Detroit Tigers farm system

Coaching Career

2013-LSU (coordinator of baseball operations)



Nolan and Kristen Cain with son Cason

in May 2009 and pitched in the minor leagues after signing a free agent contract with the Detroit Tigers in June 2009.

Cain helped lead LSU to the '09 national title, making 19 appearances on the mound while recording a 5-0 mark and a 4.01 ERA in 33.2 innings with 10 walks and 38 strikeouts. He provided an excellent relief outing in Game 2 of the College World Series Finals versus Texas,

firing 3.1 shutout innings with four strikeouts.

Cain and his wife, the former Kristen Hobbs, have one son, Cason. Kristen played softball at LSU from 2004-07 and now works as the Special Events and Community Relations Coordinator for the LSU athletic department.



JEREMY Phillips

ASSISTANT STRENGTH & CONDITIONING COORDINATOR

Jeremy Phillips is in his seventh season as a member of the LSU strength and conditioning staff, first arriving in Baton Rouge in October 2006. He left Baton Rouge in the summer of 2009 to

pursue another professional opportunity, and he re-joined the LSU staff in the fall of 2011.

He supervises the strength and conditioning regimen of the LSU baseball program, and he also works with the Fighting Tiger football squad.

As the baseball strength coach, Phillips has worked with the 2009 National Championship team, three Super

Regional champions, four Regional champions, two SEC champions, four SEC Western Division champions and four league tournament champions. He also worked with LSU's 2007 football National Champions, and he has been a part of two SEC football championship squads.

Phillips, an offensive tackle at Georgia Tech from 2000-03, came to LSU from the University of Georgia, where he assisted with coordination of the football strength and conditioning program.

Prior to working at Georgia, he served as an assistant at Georgia Tech (2003-06), where implemented the football strength and conditioning program while also serving as an assistant offensive line coach.

Phillips received a bachelor's degree in management from Georgia Tech in 2004, and he earned a master's degree in exercise science from Georgia State in 2006.

He collaborated with three other authors to produce an article published in Strength and Conditioning Research Journal entitled "Metabolic and thermoregulatory responses to a simulated football practice in the heat."

The Phillips File

Appointed at LSU: October 2006
 Birthdate: April 10, 1981
 Hometown: Watkinsville, Ga.
 Wife: Katie
 Children: Jarret Marshall and Jase Michael (born Sept. 24, 2013)
 High School: Oconee County HS
 College: Georgia Tech, 2004
 Postgraduate: Georgia State, 2006



CHRISTIAN Ibarra

UNDERGRADUATE ASSISTANT COACH

Christian Ibarra will work this season as the Tigers' undergraduate assistant coach as he pursues an LSU degree in sports

administration.

Ibarra was a smooth, sure-handed infielder who made a tremendous impact in his two seasons (2013-14) with the Tigers as the starting third baseman.

He earned 2013 first-team All-SEC recognition and was named to the All-SEC Defensive Team. Ibarra was selected in the 32nd round of the 2013 MLB Draft by the Pittsburgh Pirates, but elected to return to LSU for his senior season.

Ibarra started in 123 games during his LSU career, batting .276 (109-for-395) with 24 doubles, nine homers, 61 RBI and 69 runs scored.



CORY Couture

ASSOCIATE ATHLETIC TRAINER

Cory Couture is in his second season as the LSU Baseball Athletic Trainer after serving two years as an assistant athletic trainer on the Florida

State sports medicine staff.

Prior to arriving at Florida State, Couture served as head athletic trainer at Loyola University in New Orleans for four years. Before moving to New Orleans, he completed a year internship with the Carolina Panthers of the NFL.

Couture graduated from Florida State in 2006 with a master's degree in sports administration. While pursuing his degree, he also worked as a graduate assistant for two years with the FSU football team.

Couture received his bachelor's degree in kinesiology/athletic training from LSU. During his time as an undergraduate student, he spent four years working in the LSU Athletic Training Program as an athletic training student. Couture also worked two preseason internships with the Tampa Bay Buccaneers.

A native of Patterson, La., Couture and his wife Ana were married in July of 2011.

The Couture File

Appointed at LSU: January 2014
 Birthdate: February 16, 1982
 Hometown: Patterson, La.
 Wife: Ana
 High School: Patterson HS
 College: LSU, 2004
 Postgraduate: Florida State, 2006



Bill Franques
PUBLICIST/STADIUM
ANNOUNCER



Virginia Robertson
SECRETARY



Eric Fasbender
GROUNDSKEEPER



Joseph McCarthy
EQUIPMENT MANAGER



Jimmy Jordan
EQUIPMENT MANAGER



Paul Marcello
EQUIPMENT MANAGER



Spencer Lightfoot
EQUIPMENT MANAGER



Tanner Watson
EQUIPMENT MANAGER



Marissa Robles
STUDENT TRAINER



Armand Daigle
STUDENT TRAINER



Danielle Raymond
OFFICE ASSISTANT



Kevin Ottsen
OFFICE ASSISTANT

2014 Season Notebook

Highlights

LSU Earns National Seed for Third Straight Season

LSU recorded a 46-16-1 mark in 2014, completing the season ranked No. 16 in the final USA Today poll. The Tigers posted at least 40 wins for the sixth time in coach Paul Mainieri's eight-season tenure and reached the 40-win mark for the 26th time in the past 31 seasons.

LSU's 150 wins over the past three seasons are the most in the nation in that span.

LSU in 2014 won its fifth SEC Tournament title in seven seasons and earned the NCAA Tournament No. 8 National Seed, marking the third straight year the Tigers received a National Seed designation. LSU played host to an NCAA Regional in Alex Box Stadium, Skip Bertman Field, denoting its 22nd time as a host site.

LSU led the nation in shutouts with 17, and the Tigers posted three shutouts in their last 12 games - May 13 vs. Northwestern State (27-0), May 15 at Auburn (8-0) and May 25 vs. Florida (2-0) in the SEC Tournament championship game. The 17 shutouts also represented a school record; LSU's previous high was 10 by the 1996 national championship team. The NCAA record for shutouts is 24 by Arizona State in 1972.

LSU's 27-0 victory over Northwestern State on May 13 represented the largest margin of victory in school history. The game, which was stopped after six innings due to lightning, was also a combined no-hitter and the first no-hitter in LSU history since 1979.

Nola Named National and SEC Pitcher of the Year

LSU junior right-hander Aaron Nola was named the 2014 National Pitcher of the Year by the College Baseball Foundation, and he was voted SEC Pitcher of the Year by the league coaches.

Nola became the sixth Fighting Tiger in school history to win a national player or pitcher of the year award, joining pitcher Ben McDonald (1989 Golden Spikes Award), pitcher Lloyd Peever (1992 Collegiate Baseball National Player of the Year); first baseman Eddy Furniss (1998 Dick Howser Trophy); catcher Brad Cresse (2000 Johnny Bench Award); and shortstop Alex Bregman (2013 Brooks Wallace Award).

Nola, a 2014 Golden Spikes Award finalist and the only two-time Southeastern Conference Pitcher of the Year (2013 and 2014) in league history, enjoyed a brilliant three-year career at LSU, compiling a 30-6 mark and a 2.09 ERA in 332 innings with 42 walks and 345 strikeouts. He is No. 3 on the LSU career list for strikeouts, No. 4 for ERA and No. 5 for pitching wins.

Nola, a Baton Rouge native, was named in 2014 a first-team all-American for the second

straight season, as he posted an 11-1 mark and a 1.47 ERA in 116.1 innings with 27 walks and 134 strikeouts.

Nola became the third-highest draft choice in LSU baseball history in June when he was selected as the seventh pick in the first round by the Philadelphia Phillies. Nola began his pro career with the Phillies' Class A affiliate in Clearwater, Fla.

Nola was the 22nd-round selection of the Toronto Blue Jays in 2011 after his senior season at Catholic High School in Baton Rouge; however, he elected to enroll at LSU instead of signing a pro contract.

Nola Joined by Four Other LSU Players in MLB Draft

In addition to first-round selection Aaron Nola, four other Tigers were selected in the 2014 Major League Baseball Draft.

Junior first baseman Tyler Moore was selected in the sixth round by the New York Mets, junior right-handed pitcher Joe Broussard was chosen in the 15th round by the Los Angeles Dodgers, senior outfielder Sean McMullen was selected in the 30th round by the Houston Astros, and senior right-handed pitcher Nate Fury was chosen in the 36th round by the Detroit Tigers.

Moore, undrafted as a high school senior, batted .301 (46-for-153) in 2014 with 10 doubles, six homers, 30 runs and 37 RBI. He hit .378 (17-for-45) in the Tigers' final 12 games with four doubles, four homers, 11 runs and 22 RBI.

Moore was voted the Most Outstanding Player of the 2014 SEC Tournament, as he batted .385 (5-for-13) in four

games with one double, two homers, three runs and six RBI.

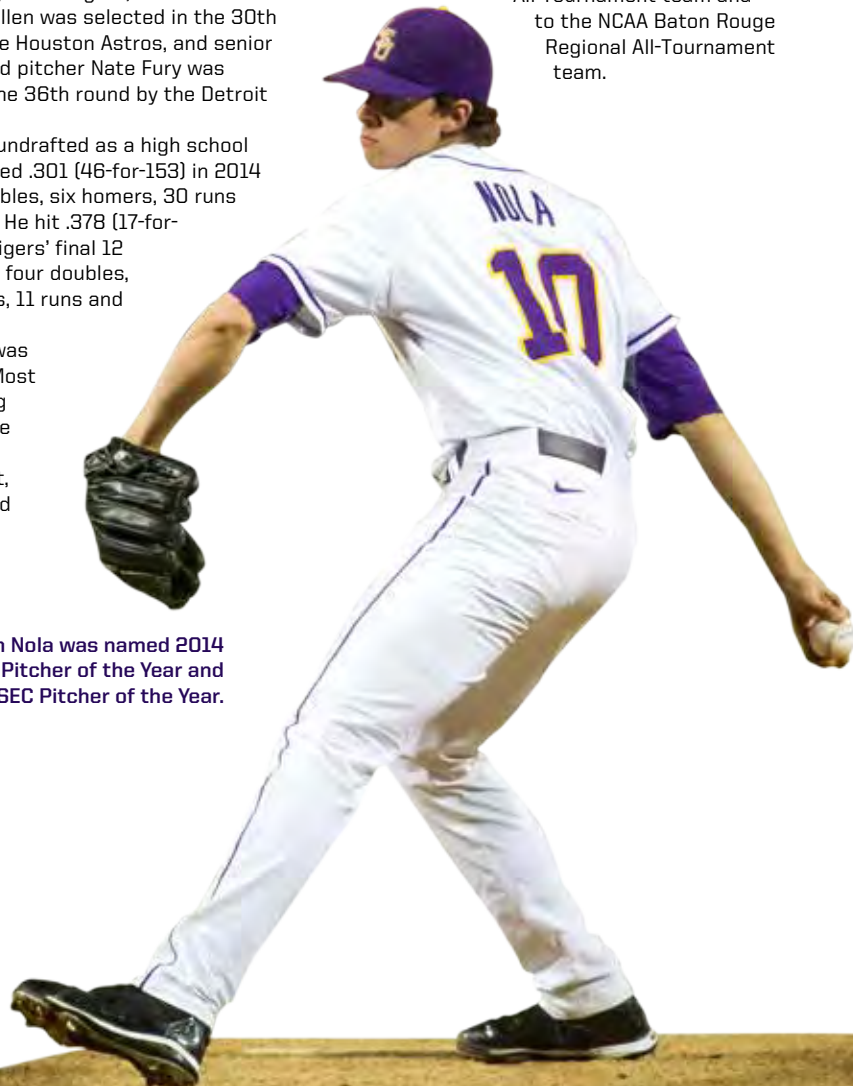
He was named on May 19 as a National Player of the Week by Collegiate Baseball magazine after batting .500 (8-for-16) in four games (May 13-17) with three doubles, one homer, 13 RBI and six runs scored. In LSU's May 13 win over Northwestern State, Moore produced a career-best eight RBI and launched the first grand slam of his career.

Broussard, a native of Gretna, La., worked as LSU's closer in 2014, posting a 3-2 mark and a 1.05 ERA in 34.1 innings (32 appearances) with eight saves and 37 strikeouts. Broussard, whose saves total was fifth-best in the Southeastern Conference, limited opponents to a .164 batting average.

McMullen, a product of Metairie, La., batted .288 (59-for-205) in 2014 and led the Tigers in doubles (18), runs scored (44) and home runs (seven). He also collected 40 RBI and five steals, and he recorded a .390 on-base percentage. McMullen batted .357 in LSU's postseason games,

and he was named to the SEC All-Tournament team and to the NCAA Baton Rouge Regional All-Tournament team.

Aaron Nola was named 2014 National Pitcher of the Year and SEC Pitcher of the Year.





Tyler Moore was voted the MVP of the 2014 SEC Tournament, leading LSU to the title.



Closer Joe Broussard recorded eight saves and a minuscule 1.04 ERA.



Sean McMullen launched the game-winning homer in the SEC Tournament championship game.

Fury, a native of Harahan, La., made 26 appearances out of the LSU bullpen in 2014, recording a 3-1 mark and a 2.15 ERA in 29.1 innings with 11 walks and 22 strikeouts. He delivered an excellent performance in his final LSU appearance, firing 4.1 shutout innings with three strikeouts against Houston in the NCAA Baton Rouge Regional championship game.

Tigers Capture Fifth SEC Tournament Title in Seven Seasons

Senior designated hitter Sean McMullen launched a two-out, two-run homer in the top of the eighth inning to lift LSU to a 2-0 victory over Florida in the 2014 SEC Tournament championship game at Hoover Metropolitan Stadium in Hoover, Ala.

The tournament title was LSU's second in a row, its fifth in the past seven years and its 11th overall. LSU won its eighth straight game and recorded its 17th shutout of the season, a figure that led the nation.

The game was scoreless in the top of the eighth inning when LSU freshman leftfielder Jake Fraley lined a two-out single against Florida reliever Ryan Harris. Fraley stole second base, and with a 3-2 count on McMullen, the Tigers' DH unloaded a Harris pitch over the right-centerfield wall for his sixth homer of the season.

LSU senior right-hander Kurt McCune blanked the Gators over the final two innings to earn his fifth save. McCune, starter Alden Cartwright, and relievers Nate Fury and Zac Person combined to limit the Gators to just two hits.

Person, a junior left-hander, was credited

with the win after he retired the side in order in the bottom of the seventh.

Cartwright worked the first four innings for LSU, allowing just one hit while firing 56 pitches.

Poche', Fraley Earn Freshmen All-America Recognition

LSU left-handed pitcher Jared Poche' and outfielder Jake Fraley were named 2014 second-team Freshmen all-Americans by the National Collegiate Baseball Writers Association.

Poche', a native of Lutchter, La., was 9-3 with a 2.45 ERA in 16 starts, and he recorded 26 walks and 52 strikeouts in 91.2 innings. He was named to SEC All-Tournament team after defeating Vanderbilt on May 21, allowing one run on five hits in seven innings with one walk and three strikeouts.

Poche' defeated Miss. State on April 5, limiting the Bulldogs to one unearned run on three hits in six innings with two walks and six strikeouts, as he fired a season-high 108 pitches in the outing.

He recorded his first career SEC victory on March 22 with an exceptional performance against Georgia, earning SEC Freshman of the Week honors. Poche' worked 8.2 innings, limiting the Bulldogs to one run on three hits with two walks and six strikeouts.

Fraley, a product of Middletown, Del., batted .372 (45-for-121) with seven doubles, one triple, three homers, 31 runs, eight steals and 29 RBI. He enjoyed a torrid stretch at the end of the season, batting .476 (20-for-42) over the Tigers' final 12 games with one double, one homer, eight

runs, five steals and five RBI.

Fraley helped lead LSU to the SEC Tournament title, batting a team-high .500 (5-for-10) with three runs, two RBI and two steals. He was also the Tigers' leading hitter in SEC regular-season games, batting .350 (21-for-60) with four doubles, 13 runs, three steals and nine RBI.

LSU has produced nine Freshmen All-Americans in coach Paul Mainieri's eight-season tenure, including Poche', Fraley, shortstop Alex Bregman (2013), pitcher Aaron Nola (2012), second baseman JaCoby Jones (2011), pitcher Kurt McCune (2011), pitcher Matty Ott (2009), catcher Micah Gibbs (2008) and outfielder Blake Dean (2007).

LSU No. 1 in Attendance for 19th Straight Season

LSU was No. 1 in the final 2014 college baseball attendance rankings, marking the 19th straight season in which the Tigers have led the nation in total attendance. LSU posted a total attendance figure of 424,321 in 39 games in Alex Box Stadium, Skip Bertman Field.

The Tigers' total attendance mark was over 100,000 greater than second-place South Carolina (305,564). LSU is the only school in NCAA history to exceed 400,000 in baseball attendance. The Tigers also surpassed the 400,000 mark in 2010 (404,916), 2012 (472,391) and 2013 (473,298).

LSU in 2014 was also No. 1 in average attendance for the 18th time in 19 years, recording a figure of 10,880 tickets sold per game.

Feb 14, 2014 at Baton Rouge, La.

New Orleans.....000 000 000 - 0 4 2 (0-1)
 LSU.....001 001 00X - 2 7 0 (1-0)

WP-Aaron Nola (1-0) Save-Kurt McCune(1) LP-Winter, Raymond (0-1)
 T-2:22 A-12472 Actual Attendance: 9,229

Feb 15, 2014 at Metairie, La.

LSU.....031 201 000 - 7 13 0 (2-0)
 New Orleans.....100 003 000 - 4 5 0 (0-2)

WP-Kyle Bouman (1-0) Save-Parker Bugg(1) LP-Smith, Alex (0-1)
 T-3:04 A-7071

Feb 16, 2014 at Baton Rouge, La.

Grambling State.....000 000 000 - 0 6 1 (0-3)
 LSU.....020 201 10X - 6 9 1 (3-0)

WP-Jared Poche' (1-0) LP-Baker, Brock (0-1)
 T-2:24 A-10877
 HR LSU - Chris Chinae (1) Actual Attendance: 5,832

Feb 19, 2014 at Hammond, La.

LSU.....020 004 001 - 7 10 1 (4-0)
 Southeastern La.....100 011 000 - 3 8 2 (2-2)

WP-Cody Glenn (1-0) LP-Kennel, Sean (0-1)
 T-2:48 A-3747

Feb 21, 2014 at Baton Rouge, La.

Virginia Tech.....000 000 000 - 0 2 3 (1-2)
 LSU.....043 200 00X - 9 9 1 (5-0)

WP-Aaron Nola (2-0) LP-Brad Markey (1-1)
 T-2:21 A-11417
 HR LSU - Sean McMullen (1) Actual Attendance: 7,724

Feb 22, 2014 at Baton Rouge, La.

Toledo.....010 000 000 - 1 9 3 (2-3)
 LSU.....013 380 00X - 15 16 0 (6-0)

WP-Kyle Bouman (2-0) LP-PALMER, Cameron (1-1)
 T-2:54 A-10951
 Actual Attendance: 6,478

Feb 23, 2014 at Baton Rouge, La.

Texas Southern.....000 000 100 - 1 6 1 (2-6)
 LSU.....100 300 00X - 4 4 2 (7-0)

WP-Jared Poche' (2-0) LP-Kanorik, Devin (1-1)
 T-2:21 A-10108
 HR LSU - Jake Fraley (1) Actual Attendance: 2,825

Feb 25, 2014 at Baton Rouge, La.

Louisiana-Lafayette.....002 101 - 4 6 0 (8-1)
 LSU.....000 01X - 1 4 1 (7-1)

WP-Milhorn, Greg (2-0) LP-Cody Glenn (1-1)
 T-1:47 A-11231
 Actual Attendance: 6,159; Game was halted by rain at 8:23 pm
 Rain delay lasted 1:08 before game was declared official

Feb 28, 2014 at Baton Rouge, La.

Yale.....0 00 000 000 - 0 7 0 (0-1)
 LSU.....(10)01 034 01X - 19 16 0 (8-1)

WP-Aaron Nola (3-0) LP-David Hickey (0-1)
 T-2:57 A-10387
 HR LSU - Kade Scivicque (1), Christian Ibarra (1), Danny Zardon (1)
 Actual Attendance: 5,172

March 1, 2014 at Baton Rouge, La.

Yale.....000 000 000 - 0 4 1 (0-2)
 LSU.....000 100 11X - 3 8 0 (9-1)

WP-Kyle Bouman (3-0) Save-Joe Broussard(1) LP-Chasen Ford (0-1)
 T-2:05 A-10484
 Actual Attendance: 5,121

March 2, 2014 at Baton Rouge, La.

Yale.....000 041 210 - 8 13 2 (1-2)
 LSU.....400 210 000 - 7 14 2 (9-2)

WP-Chris Lanham (1-0) Save-Cale Hanson(1) LP-Parker Bugg (0-1)
 T-2:45 A-10283
 Actual Attendance: 4,546

March 5, 2014 at Baton Rouge, La.

Sacred Hear.....100 000 000 - 1 5 1 (2-2)
 LSU.....042 000 02X - 8 9 1 (10-2)

WP-Brady Domangue (1-0) LP-MAGUIRE, Robbie (0-1)
 T-2:35 A-9874
 HR SHU - SULLIVAN, Jayson (1)
 Actual Attendance: 2,321

March 6, 2014 at Natchitoches, La.

LSU.....101 203 001 - 8 10 0 (11-2)
 Northwestern State.....000 100 000 - 1 6 1 (6-5)

WP-Jared Poche' (3-0) LP-Spann, Steven (2-2)
 T-2:33 A-2136
 HR LSU - Tyler Moore

March 7, 2014 at Baton Rouge, La.

Purdue.....000 000 000 - 0 4 1 (1-8)
 LSU.....013 001 23X - 10 13 1 (12-2)

WP-Aaron Nola (4-0) LP-MINCH, Jordan (0-4)
 T-2:11 A-10665

March 8, 2014 at Baton Rouge, La.

Purdue.....001 100 000 - 2 6 0 (1-9)
 LSU.....000 000 31X - 4 9 1 (13-2)

WP-Nate Fury (1-0) Save-Joe Broussard(2) LP-LUTZ, Mike (0-1)
 T-2:03 A-11601
 Actual Attendance: 7,221

March 9, 2014 at Baton Rouge, La.

Purdue.....020 000 100 - 3 7 2 (1-10)
 LSU.....200 130 01X - 7 12 0 (14-2)

WP-Alden Cartwright(1-0) Save-Parker Bugg(2) LP-PODKUL, Connor (0-2) T-2:21
 A-10657 HR PUR - HUDNALL, Conner (1)
 Actual Attendance: 5,044

March 11, 2014 at Baton Rouge, La.

Nicholls State.....101 000 010 - 3 8 2 (8-9)
 LSU.....120 000 20X - 5 5 1 (15-2)

WP-Brady Domangue(2-0) Save-Joe Broussard(3) LP-Hanchar, Mike (0-1)
 T-2:11 A-10245
 Actual Attendance: 3,517

March 12, 2014 at Baton Rouge, La.

Southern.....000 000 000 - 0 8 3 (2-9)
 LSU.....210 130 10X - 8 10 1 (16-2)

WP-Jared Poche' (4-0) LP-May, Brady (0-3)
 T-2:47 A-10111
 Actual Attendance: 2,730

March 14, 2014 at Nashville, Tenn.

LSU.....000 000 040 - 4 5 1 (17-2)
 Vanderbilt.....010 000 010 - 2 7 2 (16-3)

WP-Zac Person (1-0) Save-Joe Broussard(4) LP-Tyler Beede (4-1)
 T-2:58 A-3626

March 15, 2014 at Nashville, Tenn.


LSU.....000 000 120 - 3 4 1 (17-3)
 Vanderbilt.....300 000 20X - 5 10 2 (17-3)

WP-Jared Miller (5-0) Save-Carson Fulmer(6) LP-Kyle Bouman (3-1)
 T-2:39

March 15, 2014 at Nashville, Tenn.

LSU.....001 100 100 - 3 5 1 (17-4)
 Vanderbilt.....030 104 10X - 9 11 2 (18-3)

WP-Hayden Stone (1-0) LP-Jared Poche' (4-1)
 T-2:50 A-3626



Kade Scivicque



Danny Zardon



Chris Sciambra

March 19, 2014 at Baton Rouge, La.

South Alabama.....	000 000 000	- 0 5 4	(10-9)
LSU	000 117 00X	- 9 9 2	(18-4)

WP-Henri Faucheux (1-0) LP-Bell, Matt (2-3)
T-2:32 A-10326
HR LSU - Kade Scivicque (2)
Actual Attendance: 3,826

March 21, 2014 at Baton Rouge, La.

Georgia	000 000 000	- 0 5 0	(14-9)
LSU	020 110 00X	- 2 6 0	(19-4)

WP-Aaron Nola (5-0) LP-Ryan Lawlor (2-2)
T-2:49 A-10929
Actual Attendance: 7,103

March 22, 2014 at Baton Rouge, La.

Georgia	000 001 000	- 1 3 2	(14-10)
LSU	100 010 00X	- 2 6 0	(20-4)

WP-Jared Poche' (5-1) Save-Joe Broussard(5) LP-Robert Tyler (1-2)
T-2:18 A-11334
Actual Attendance: 7,417

March 23, 2014 at Baton Rouge, La.

Georgia	200 000 000 000 0	- 2 7 1	(14-10-1)
LSU	000 010 100 000 0	- 2 11 0	(20-4-1)

T-4:01 A-10375
Actual attendance: 4,393

March 25, 2014 at New Orleans, La.

LSU	000 020 000 00 - 2 5 2	(20-5-1)
Tulane.....	000 200 000 01 - 3 7 0	(13-11)

WP-Kyle McKenzie (3-0) LP-Nate Fury (1-1)
T-2:56 A-3801

March 29, 2014 at Gainesville, Fla.

LSU	100 000 000 - 1 7 1	(20-6-1)
Florida.....	001 000 001 - 2 6 0	(17-9)

WP-Aaron Rhodes (3-1) LP-Aaron Nola (5-1)
T-2:30 A-2998
HR LSU - Kade Scivicque (3)
HR UF - Casey Turgeon (2), Justin Shafer (1)

March 29, 2014 at Gainesville, Fla.

LSU	000 000 020 - 2 6 2	(20-7-1)
Florida	000 033 00X - 6 5 0	(18-9)

WP-Logan Shore (2-1) Save-Bobby Poyner(2) LP-Jared Poche' (5-2)
T-2:06 A-2860
HR UF - Taylor Gushue (3)

March 30, 2014 at Gainesville, Fla.

LSU	121 000 003 - 7 10 1	(20-8-1)
Florida	114 040 01X - 11 10 1	(19-9)

WP-Kirby Sneed (1-0) LP-Zac Person (1-1)
T-3:04 A-4012
HR LSU - Sean McMullen (2), Chris Sciambra (1)
HR UF - Harrison Bader (1)

April 2, 2014 at Baton Rouge, La.

McNeese State.....	020 100 000 - 3 9 1	(16-11)
LSU	002 003 50X - 10 10 0	(21-8-1)

WP-Kurt McCune (1-0) LP-Desabrais, Michael (0-1)
T-2:31 A-10534
HR MCN - Quary, Lucas (5)
HR LSU - Sean McMullen (3), Alex Bregman (2)
Actual Attendance: 4,076

April 4, 2014 at Baton Rouge, La.

Mississippi State....	000 000 000 - 0 2 0	(20-11)
LSU	002 100 00X - 3 7 2	(22-8-1)

WP-Aaron Nola (6-1) Save-Joe Broussard(6) LP-Trevor Fitts (2-2)
T-2:46 A-11067
Actual Attendance: 6,712

April 5, 2014 at Baton Rouge, La.

Mississippi State....	000 100 000 - 1 4 1	(20-12)
LSU	000 002 00X - 2 5 2	(23-8-1)

WP-Jared Poche' (6-2) Save-Joe Broussard(7) LP-Ross Mitchell (5-2)
T-2:34 A-11417
Actual Attendance: 5,739
Miss. State coach John Cohen ejected in the top of the 3rd inning

April 6, 2014 at Baton Rouge, La.

Mississippi State....	000 110 011 - 4 12 2	(20-13)
LSU	223 036 10X - 17 20 0	(24-8-1)

WP-Parker Bugg (1-1) LP-Dakota Hudson (1-2)
T-3:35 A-10373
HR LSU - Kade Scivicque (4), Christian Ibarra (2)
Actual Attendance: 3,102

April 9, 2014 at Baton Rouge, La.

Lamar	000 000 000 - 0 4 1	(18-15)
LSU	120 020 00X - 5 4 0	(25-8-1)

WP-Henri Faucheux (2-0) LP-J.T. Autrey (4-2)
T-2:31 A-10209
Actual Attendance: 3,350

April 11, 2014 at Baton Rouge, La.

Arkansas	000 010 020 - 3 5 2	(21-14)
LSU	202 000 10X - 5 5 1	(26-8-1)

WP-Aaron Nola (7-1) Save-Joe Broussard(8) LP-Trey Killian (1-6)
T-2:53 A-10892
HR ARK - Eric Fisher (3);HR LSU - Sean McMullen (4)
Actual Attendance: 7,034

April 12, 2014 at Baton Rouge, La.

Arkansas	000 021 100 - 4 8 3	(21-15)
LSU	020 200 001 - 5 8 3	(27-8-1)

WP-Joe Broussard (1-0) LP-Michael Gunn (1-1)
T-2:36 A-10642
HR ARK - Eric Fisher (4); HR LSU - Christian Ibarra (3)
Actual Attendance: 5,431

April 13, 2014 at Baton Rouge, La.

Arkansas	400 140 010 - 10 8 0	(22-15)
LSU	020 001 100 - 4 4 2	(27-9-1)

WP-Chris Oliver (4-3) LP-Kyle Bouman (3-2)
T-2:46 A-10695
HR ARK - Blake Baxendale (1), Eric Fisher (5)
Actual Attendance: 5,734

April 15, 2014 at Metairie, La.

Southern Mississippi..	032 000 000 - 5 7 2	(21-17)
LSU	321 400 30X - 13 15 1	(28-9-1)

WP-Henri Faucheux (3-0) LP-Jake Winston (3-3)
T-3:06 A-7018
HR USM - Austin Roussel (2)

April 17, 2014 at Oxford, Miss.

LSU	001 001 000 010 1 - 4 13 2	(29-9-1)
Ole Mis.....	010 000 010 010 0 - 3 9 2	(29-10)

WP-Parker Bugg (2-1) Save-Kurt McCune(2) LP-Josh Laxer (2-2)
T-4:38 A-9861
HR OM - Sikes Orvis (9)

April 18, 2014 at Oxford, Miss.

LSU	001 000 000 - 1 7 1	(29-10-1)
Ole Miss.....	101 200 10X - 5 10 1	(30-10)

WP-Christian Trent (5-0) LP-Jared Poche' (6-3)
T-2:39 A-10061
HR OM - Auston Bousfield (4)

April 19, 2014 at Oxford, Miss.

LSU	001 000 010 - 2 5 0	(30-10-1)
Ole Miss.....	000 000 000 - 0 6 0	(30-11)

WP-Hunter Devall (1-0) Save-Kurt McCune(3) LP-Sam Smith (5-3)
T-2:28 A-9741
HR LSU - Conner Hale (1)



Chris Chineau



Kramer Robertson



Zac Person

April 22, 2014 at Baton Rouge, La.

Tulane.....	000 000 000 - 0 6 0	(15-23)
LSU.....	012 102 00X - 6 14 1	(31-10-1)

WP-Zac Person (2-1) LP-Tyler Mapes (4-3)

T-2:48 A-11033

Actual Attendance: 5,731

April 25, 2014 at Baton Rouge, La.

Tennessee.....	200 004 100 - 7 13 0	(25-15)
LSU.....	000 500 111 - 8 17 3	(32-10-1)

WP-Joe Broussard (2-0) LP-Andrew Lee (4-2)

T-3:47 A-11571

Actual Attendance: 8,060

April 26, 2014 at Baton Rouge, La.

Tennessee.....	100 100 022 - 6 9 1	(26-15)
LSU.....	101 100 000 - 3 8 2	(32-11-1)

WP-Hunter Martin (3-2) Save-Andrew Lee(2) LP-Kurt McCune (1-1)

T-2:54 A-11778

HR UT - Derek Lance (2), Vincent Jackson (2)

Actual Attendance: 8,121

April 27, 2014 at Baton Rouge, La.

Tennessee.....	010 100 020 - 4 9 1	(26-16)
LSU.....	010 210 05X - 9 9 2	(33-11-1)

WP-Kurt McCune (2-1) LP-Drake Owenby (2-2)

T-3:14 A-10648

Actual Attendance: 5,582

April 29, 2014 at Baton Rouge, La.

Alcorn State.....	005 001 010 - 7 16 2	(8-37)
LSU.....	001 003 05X - 9 8 1	(34-11-1)

WP-Nate Fury (2-1) Save-Brady Domangue(1) LP-Belmont, Daniel (0-6)

T-2:38 A-10237

HR LSU - Conner Hale (2), Jake Fraley (2), Tyler Moore (2)

Actual Attendance: 2,940

May 2, 2014 at College Station, Texas

LSU.....	100 003 000 1 - 5 10 2	(35-11-1)
Texas A&M.....	000 000 004 0 - 4 6 2	(28-19)

WP-Joe Broussard (3-0) Save-Kurt McCune(4) LP-Ty Schlottmann (0-2)

T-3:26 A-5228

HR LSU - Alex Bregman (3)

May 3, 2014 at College Station, Texas

LSU.....	000 200 000 - 2 5 0	(35-12-1)
Texas A&M.....	110 000 001 - 3 11 0	(29-19)

WP-Daniel Mengden (4-6) LP-Kurt McCune (2-2)

T-2:35 A-5512

May 4, 2014 at College Station, Texas

LSU.....	100 010 100 - 3 9 1	(35-13-1)
Texas A&M.....	100 020 01X - 4 10 1	(30-19)

WP-Andrew Vinson (2-1) LP-Joe Broussard (3-1)

T-2:45 A-6325

HR LSU - Conner Hale (3); HR TAMU - Ronnie Gideon (1)

May 10, 2014 at Baton Rouge, La.

Alabama.....	000 000 000 - 0 4 0	(31-19)
LSU.....	010 100 00X - 2 6 0	(36-13-1)

WP-Aaron Nola (8-1) LP-Spencer Turnbull (5-5)

T-2:18 A-11163

Actual Attendance: 6,366

May 10, 2014 at Baton Rouge, La.

Alabama.....	300 200 000 - 5 8 0	(32-19)
LSU.....	000 010 000 - 1 5 2	(36-14-1)

WP-Justin Kamplain (5-3) LP-Alden Cartwright (1-1)

T-2:23 A-11286

HR UA - Georgie Salem (2), Ben Moore (8); HR LSU - Chris Chineas (2)

Actual Attendance: 5,261

May 13, 2014 at Baton Rouge, La.

Northwestern State.....	000 000 - 0 0 2	(30-22)
LSU.....	747 603 - 27 23 0	(37-14-1)

WP-Jared Poche' (7-3) LP-Adams, Andrew (1-2)

T-2:15 A-10567

HR LSU - Alex Bregman 2 (5), Jake Fraley (3), Kramer Robertson (1),

Tyler Moore (3)

Actual Attendance: 3,511

35 minute weather delay in the top of the 3rd inning

May 15, 2014 at Auburn, Ala.

LSU.....	303 002 002 - 10 15 0	(38-14-1)
Auburn.....	000 000 000 - 0 4 2	(28-26)

WP-Jared Poche' (8-3) LP-Dillon Ortman (9-4)

T-2:33 A-2591

May 16, 2014 at Auburn, Ala.

LSU.....	010 550 000 - 11 12 0	(39-14-1)
Auburn.....	000 000 120 - 3 9 2	(28-27)

WP-Aaron Nola (9-1) LP-Michael O'Neal (3-6)

T-3:15 A-3396

HR LSU - Sean McMullen

May 17, 2014 at Auburn, Ala.

LSU.....	020 100 500 - 8 11 1	(40-14-1)
Auburn.....	100 000 000 - 1 7 1	(28-28)

WP-Kyle Bouman (4-2) LP-Dillon Ortman (9-5)

T-3:00 A-3462

HR LSU - Kade Scivicque; HR AU - Anfernee Grier (1)

May 21, 2014 at Hoover, Ala.

Vanderbilt.....	100 000 0 - 1 5 0	(41-17)
LSU.....	100 412 3 - 11 15 1	(41-14-1)

WP-Jared Poche' (9-3) LP-Jared Miller (6-2)

T-2:20 A-5941

HR LSU - Alex Bregman (6)

May 22, 2014 at Hoover, Ala.

LSU.....	012 001 120 - 7 12 1	(42-14-1)
Arkansas.....	100 000 010 - 2 5 0	(37-22)

WP-Aaron Nola (10-1) LP-Colin Poche (3-1)

T-3:00 A-8501

HR LSU - Tyler Moore (4)

May 24, 2014 at Hoover, Ala.

Arkansas.....	000 001 00 - 1 4 2	(38-23)
LSU.....	010 250 12 - 11 16 0	(43-14-1)

WP-Kyle Bouman (5-2) LP-Zach Jackson (2-2)

T-2:38 A-8116

HR LSU - Kade Scivicque (6), Conner Hale (4), Tyler Moore (5)

May 25, 2014 at Hoover, Ala.

LSU.....	000 000 020 - 2 6 0	(44-14-1)
Florida.....	000 000 000 - 0 2 0	(40-21)

WP-Zac Person (3-1) Save-Kurt McCune(5) LP-Ryan Harris (3-2)

T-2:39 A-10188

HR LSU - Sean McMullen (6)

May 30, 2014 at Baton Rouge, La.

Southeastern La.....	100 012 000 - 4 8 4	(37-24)
LSU.....	011 000 24X - 8 14 0	(45-14-1)

WP-Nate Fury (3-1) LP-Hills, Dylan (6-4)

T-2:40 A-11382

HR SLU - Godbold, Andrew (9), Roberson, Sam (4)

HR LSU - Sean McMullen (7) Actual Attendance: 9,328

May 31, 2014 at Baton Rouge, La.

LSU.....	012 000 200 - 5 12 0	(46-14-1)
Houston.....	010 000 000 - 1 5 0	(45-16)

WP-Aaron Nola (11-1) LP-LEMOINE, Jake (6-7)

T-2:56 A-11702

Actual Attendance: 10,436

5th largest actual attendance in Alex Box history

June 1, 2014 at Baton Rouge, La.

Houston.....	000 000 040 01 - 5 9 0	(47-16)
LSU.....	010 000 300 00 - 4 10 1	(46-15-1)

WP-WELLBROCK, Chase (5-0) LP-Joe Broussard (3-2)

T-3:25 A-11459

HR LSU - Kade Scivicque (7), Tyler Moore (6)

Actual Attendance: 9,482

Houston DH Justin Montemayor ejected in the top of the 5th inning

June 2, 2014 at Baton Rouge, La.

LSU.....	200 000 000 - 2 8 1	(46-16-1)
Houston.....	207 000 03X - 12 12 0	(48-16)

WP-ROBINSON, Jared (5-1) LP-Parker Bugg (2-2)

T-3:37 A-11339

Actual Attendance: 9,032



Aaron Nola (left) received the 2014 Skip Bertman Award for embodying the spirit of the program, while Sean McMullen (right) earned the 2014 Wally Pontiff Jr. Scholar-Athlete Award.

GAME DATE	OPPOSING TEAM	W/L	SCORE	R-H-E	R-H-E	INNS	OVERALL	SEC	PITCHER OF RECORD	ATTEND	TIME
Feb 15, 2014	at New Orleans	W	7-4	7-13-0	4-5-0	9	2-0-0	0-0-0	Bouman (W 1-0)	7071	3:04
Feb 16, 2014	GRAMBLING STATE	W	6-0	6-9-1	0-6-1	9	3-0-0	0-0-0	Poche' (W 1-0)	10877	2:24
Feb 19, 2014	at SE Louisiana	W	7-3	7-10-1	3-8-2	9	4-0-0	0-0-0	Glenn (W 1-0)	3747	2:48
Feb 21, 2014	VIRGINIA TECH	W	9-0	9-9-1	0-2-3	9	5-0-0	0-0-0	Nola (W 2-0)	11417	2:21
Feb 22, 2014	TOLEDO	W	15-1	15-16-0	1-9-3	9	6-0-0	0-0-0	Bouman (W 2-0)	10951	2:54
Feb 23, 2014	TEXAS SOUTHERN	W	4-1	4-4-2	1-6-1	9	7-0-0	0-0-0	Poche' (W 2-0)	10108	2:21
Feb 25, 2014	LOUISIANA-LAFAYETTE	L	1-4	1-4-1	4-6-0	6	7-1-0	0-0-0	Glenn (L 1-1)	11231	1:47
Feb 28, 2014	YALE	W	19-0	19-16-0	0-7-0	9	8-1-0	0-0-0	Nola (W 3-0)	10387	2:57
Mar 01, 2014	YALE	W	3-0	3-8-0	0-4-1	9	9-1-0	0-0-0	Bouman (W 3-0)	10484	2:05
Mar 02, 2014	YALE	L	7-8	7-14-2	8-13-2	9	9-2-0	0-0-0	Bugg (L 0-1)	10283	2:45
Mar 05, 2014	SACRED HEART	W	8-1	8-9-1	1-5-1	9	10-2-0	0-0-0	Domangue (W 1-0)	9874	2:35
Mar 06, 2014	at NW State	W	8-1	8-10-0	1-6-1	9	11-2-0	0-0-0	Poche' (W 3-0)	2136	2:33
Mar 07, 2014	PURDUE	W	10-0	10-13-1	0-4-1	9	12-2-0	0-0-0	Nola (W 4-0)	10665	2:11
Mar 08, 2014	PURDUE	W	4-2	4-9-1	2-6-0	9	13-2-0	0-0-0	Fury (W 1-0)	11601	2:03
Mar 09, 2014	PURDUE	W	7-3	7-12-0	3-7-2	9	14-2-0	0-0-0	Cartwright (W 1-0)	10657	2:21
Mar 11, 2014	NICHOLLS STATE	W	5-3	5-5-1	3-8-2	9	15-2-0	0-0-0	Domangue (W 2-0)	10245	2:11
Mar 12, 2014	SOUTHERN	W	8-0	8-10-1	0-8-3	9	16-2-0	0-0-0	Poche' (W 4-0)	10111	2:47
*Mar 14, 2014	at Vanderbilt	W	4-2	4-5-1	2-7-2	9	17-2-0	1-0-0	Person (W 1-0)	3626	2:58
*Mar 15, 2014	at Vanderbilt	L	3-5	3-4-1	5-10-2	9	17-3-0	1-1-0	Bouman (L 3-1)	-	2:39
*Mar 15, 2014	at Vanderbilt	L	3-9	3-5-1	9-11-2	9	17-4-0	1-2-0	Poche' (L 4-1)	3626	2:50
Mar 19, 2014	SOUTH ALABAMA	W	9-0	9-9-2	0-5-4	9	18-4-0	1-2-0	Fauchaux (W 1-0)	10326	2:32
*Mar 21, 2014	GEORGIA	W	4-0	4-8-0	0-5-0	9	19-4-0	2-2-0	Nola (W 5-0)	10929	2:49
*Mar 22, 2014	GEORGIA	W	2-1	2-6-0	1-3-2	9	20-4-0	3-2-0	Poche' (W 5-1)	11334	2:18
*Mar 23, 2014	GEORGIA	T	2-2	2-11-0	2-7-1	(13)	20-4-1	3-2-1	None	10375	4:01
Mar 25, 2014	at Tulane	L	2-3	2-5-2	3-7-0	(11)	20-5-1	3-2-1	Fury (L 1-1)	3801	2:56
*Mar 29, 2014	at Florida	L	1-2	1-7-1	2-6-0	9	20-6-1	3-3-1	Nola (L 5-1)	2998	2:30
*Mar 29, 2014	at Florida	L	2-6	2-6-2	6-5-0	9	20-7-1	3-4-1	Poche' (L 5-2)	2860	2:06
*Mar 30, 2014	at Florida	L	7-11	7-10-1	11-10-1	9	20-8-1	3-5-1	Person (L 1-1)	4012	3:04
Apr 02, 2014	MCDONALD STATE	W	10-3	10-10-0	3-9-1	9	21-8-1	3-5-1	McCune (W 1-0)	10534	2:31
*Apr 04, 2014	MISSISSIPPI STATE	W	3-0	3-7-2	0-2-0	9	22-8-1	4-5-1	Nola (W 6-1)	11067	2:46
*Apr 05, 2014	MISSISSIPPI STATE	W	2-1	2-5-2	1-4-1	9	23-8-1	5-5-1	Poche' (W 6-2)	11417	2:34
*Apr 06, 2014	MISSISSIPPI STATE	W	17-4	17-20-0	4-12-2	9	24-8-1	6-5-1	Bugg (W 1-1)	10373	3:35
Apr 09, 2014	LAMAR	W	5-0	5-4-0	0-4-1	9	25-8-1	6-5-1	Fauchaux (W 2-0)	10209	2:31
*Apr 11, 2014	ARKANSAS	W	5-3	5-5-1	3-5-2	9	26-8-1	7-5-1	Nola (W 7-1)	10892	2:53
*Apr 12, 2014	ARKANSAS	W	5-4	5-8-3	4-8-3	9	27-8-1	8-5-1	Broussard (W 1-0)	10642	2:36
*Apr 13, 2014	ARKANSAS	L	4-10	4-4-2	10-8-0	9	27-9-1	8-6-1	Bouman (L 3-2)	10695	2:46
% Apr 15, 2014	vs Southern Miss	W	13-5	13-15-1	5-7-2	9	28-9-1	8-6-1	Fauchaux (W 3-0)	7018	3:06
*Apr 17, 2014	at Ole Miss	W	4-3	4-13-2	3-9-2	(13)	29-9-1	9-6-1	Bugg (W 2-1)	9861	4:38
*Apr 18, 2014	at Ole Miss	L	1-5	1-7-1	5-10-1	9	29-10-1	9-7-1	Poche' (L 6-3)	10061	2:39
*Apr 19, 2014	at Ole Miss	W	2-0	2-5-0	0-6-0	9	30-10-1	10-7-1	Devall (W 1-0)	9741	2:28
Apr 22, 2014	TULANE	W	6-0	6-14-1	0-6-0	9	31-10-1	10-7-1	Person (W 2-1)	11033	2:48
*Apr 25, 2014	TENNESSEE	W	8-7	8-17-3	7-13-0	9	32-10-1	11-7-1	Broussard (W 2-0)	11571	3:47
*Apr 26, 2014	TENNESSEE	L	3-6	3-8-2	6-9-1	9	32-11-1	11-8-1	McCune (L 1-1)	11778	2:54
*Apr 27, 2014	TENNESSEE	W	9-4	9-9-2	4-9-1	9	33-11-1	12-8-1	McCune (W 2-1)	10648	3:14
Apr 29, 2014	ALCORN STATE	W	9-7	9-8-1	7-16-2	9	34-11-1	12-8-1	Fury (W 2-1)	10237	2:38
*May 02, 2014	at Texas A&M	W	5-4	5-10-2	4-6-2	(10)	35-11-1	13-8-1	Broussard (W 3-0)	5228	3:26
*May 03, 2014	at Texas A&M	L	2-3	2-5-0	3-11-0	9	35-12-1	13-9-1	McCune (L 2-2)	5512	2:35
*May 04, 2014	at Texas A&M	L	3-4	3-9-1	4-10-1	9	35-13-1	13-10-1	Broussard (L 3-1)	6325	2:45
*May 10, 2014	ALABAMA	W	2-0	2-6-0	0-4-0	9	36-13-1	14-10-1	Nola (W 8-1)	11163	2:18
*May 10, 2014	ALABAMA	L	1-5	1-5-2	5-8-0	9	36-14-1	14-11-1	Cartwright (L 1-1)	11286	2:23
May 13, 2014	NORTHWESTERN ST.	W	27-0	27-23-0	0-0-2	6	37-14-1	14-11-1	Poche' (W 7-3)	10567	2:15
*May 15, 2014	at Auburn	W	10-0	10-15-0	0-4-2	9	38-14-1	15-11-1	Poche' (W 8-3)	2591	2:33
*May 16, 2014	at Auburn	W	11-3	11-12-0	3-9-2	9	39-14-1	16-11-1	Nola (W 9-1)	3396	3:15
*May 17, 2014	at Auburn	W	8-1	8-11-1	1-7-1	9	40-14-1	17-11-1	Bouman (W 4-2)	3462	3:00
*May 21, 2014	vs Vanderbilt	W	11-1	11-15-1	1-5-0	7	41-14-1	17-11-1	Poche' (W 9-3)	5941	2:20
*May 22, 2014	vs Arkansas	W	7-2	7-12-1	2-5-0	9	42-14-1	17-11-1	Nola (W 10-1)	8501	3:00
*May 24, 2014	vs Arkansas	W	11-1	11-16-0	1-4-2	8	43-14-1	17-11-1	Bouman (W 5-2)	8116	2:38
*May 25, 2014	vs Florida	W	2-0	2-6-0	0-2-0	9	44-14-1	17-11-1	Person (W 3-1)	10188	2:39
#May 30, 2014	SOUTHEASTERN LA.	W	8-4	8-14-0	4-8-4	9	45-14-1	17-11-1	Fury (W 3-1)	11382	2:40
#May 31, 2014	HOUSTON	W	5-1	5-12-0	1-5-0	9	46-14-1	17-11-1	Nola (W 11-1)	11702	2:56
#Jun 01, 2014	HOUSTON	L	4-5	4-10-1	5-9-0	(11)	46-15-1	17-11-1	Broussard (L 3-2)	11459	3:25
#Jun 02, 2014	HOUSTON	L	2-12	2-8-1	12-12-0	9	46-16-1	17-11-1	Bugg (L 2-2)	11339	3:37

* = SEC Game

^ = SEC Tournament (Hoover, Ala.)

= NCAA Regional (Baton Rouge, La.)

% = Wally Pontiff Jr. Classic (Metairie, La.)

() extra inning game

Record: 46-16-1 Home: 31-7-1 Away: 10-9 Neutral: 5-0 SEC: 17-11-1

BATTING

PLAYER	AVG	GP	GS	AB	R	H	2B	3B	HR	RBI	TB	SLG%	BB	HBP	SO	GDP	OB%	SF	SH	SB	ATT	PO	A	E	FLD%
6 Andrew Stevenson	.335	61	59	203	41	68	7	5	0	32	85	.419	14	8	29	1	.393	4	9	9	14	146	1	3	.980
8 Alex Bregman	.316	63	63	244	35	77	16	0	6	47	111	.455	27	8	21	3	.397	3	1	12	18	93	187	10	.966
20 Conner Hale	.306	60	55	209	38	64	11	1	4	29	89	.426	10	0	17	2	.335	2	5	0	0	251	85	4	.988
22 Kade Scivicque	.304	56	52	184	32	56	9	0	7	31	86	.467	13	9	19	8	.377	1	2	0	0	199	22	1	.995
2 Tyler Moore	.301	53	43	153	30	46	10	0	6	37	74	.484	18	3	21	4	.381	2	2	1	2	351	26	5	.987
9 Mark Laird	.291	59	58	223	38	65	10	2	0	27	79	.354	25	3	23	3	.366	3	7	10	15	149	2	0	1.000
7 Sean McMullen	.288	59	57	205	44	59	18	3	7	40	104	.507	37	1	33	5	.390	6	0	5	7	35	2	0	1.000
14 Christian Ibarra	.238	59	58	172	35	41	7	0	3	22	57	.331	24	17	23	5	.383	1	13	0	1	35	103	10	.932
23 Jake Fraley	.372	49	27	121	31	45	7	1	3	29	63	.521	9	3	16	0	.419	3	4	8	10	57	1	1	.983
27 Danny Zardon	.268	28	13	56	8	15	2	0	1	10	20	.357	6	0	9	0	.339	0	0	0	0	38	22	1	.984
5 Chris Sciambra	.265	33	8	49	9	13	3	0	1	13	19	.388	2	1	13	0	.296	2	0	0	2	16	0	0	1.000
26 Chris Chinaea	.250	42	25	76	9	19	5	0	2	13	30	.395	7	1	4	3	.310	3	2	0	0	168	27	5	.975
4 Cade Stone	.250	17	2	16	11	4	1	1	0	1	7	.438	4	1	3	0	.429	0	0	0	0	4	1	0	1.000
3 Kramer Robertson	.200	47	30	100	19	20	6	0	1	20	29	.290	17	5	21	3	.339	2	4	3	4	58	67	6	.954
25 Jarret DeHart	.200	10	2	15	4	3	1	1	0	2	6	.400	1	0	8	0	.250	0	0	0	0	7	0	0	1.000
17 Jared Foster	.115	43	13	61	8	7	4	0	0	8	11	.180	6	0	11	0	.194	0	4	1	1	37	1	0	1.000
18 Dakota Dean	.000	10	2	11	2	0	0	0	0	0	0	.000	3	1	3	0	.267	0	0	0	0	12	1	1	.929
Totals	.287	63	63	2098	394	602	117	14	41	361	870	.415	223	61	274	37	.367	32	53	49	74	1685	615	57	.976
Opponents	.218	63	63	1999	180	436	63	2	22	171	569	.285	178	47	443	33	.294	23	50	42	71	1621	685	74	.969

LOB - Team (452), Opp (435). DPs turned - Team (44), Opp (51). CI - Team (2), Chinaea 2. IBB - Team (13), Bregman 4, Ibarra 2, McMullen 2, Moore 1, Laird 1, Hale 1, Foster 1, Stevenson 1, Opp (12).
 Picked off - McMullen 3, Scivicque 1, Laird 1, Robertson 1, Bregman 1.

PITCHING

PLAYER	ERA	W	L	APP	GS	CG	SHO	CBO	SV	IP	H	R	ER	BB	SO	2B	3B	HR	AB	B/AVG	WP	HBP	BK	SFA	SHA
10 Aaron Nola	1.47	11	1	16	16	2	1	6	0	116.1	69	19	19	27	134	8	0	4	402	.172	0	9	0	2	4
28 Kyle Bouman	2.12	5	2	17	11	0	0	3	0	63.2	49	15	15	16	32	8	1	2	228	.215	1	5	1	1	4
16 Jared Poche'	2.45	9	3	16	16	1	0	4	0	91.2	72	30	25	26	52	12	0	5	324	.222	5	3	0	4	11
21 Joe Broussard	1.05	3	2	32	0	0	0	9	8	34.1	19	5	4	17	37	2	0	1	116	.164	2	1	0	1	1
29 Nate Fury	2.15	3	1	26	0	0	0	7	0	29.1	22	7	7	11	22	3	0	0	96	.229	1	3	0	3	4
32 Alden Cartwright	2.41	1	1	21	7	0	0	5	0	33.2	28	12	9	13	25	2	0	3	123	.228	2	4	0	1	1
49 Zac Person	2.57	3	1	31	1	0	0	7	0	28.0	25	8	8	12	29	6	0	1	104	.240	0	2	0	2	3
46 Parker Bugg	2.75	2	2	26	1	0	0	6	2	36.0	27	13	11	5	29	2	0	2	128	.211	2	6	0	1	6
12 Hunter Devall	3.10	1	0	18	0	0	0	5	0	20.1	16	8	7	8	16	4	0	0	73	.219	1	2	0	1	1
39 Kurt McCune	3.86	2	2	30	1	0	0	7	5	35.0	30	17	15	11	24	6	0	0	125	.240	1	2	0	2	6
33 Henri Fauchaux	4.22	3	0	16	1	0	0	4	0	21.1	16	10	10	11	14	3	0	0	75	.213	3	2	0	1	2
24 Cody Glenn	5.51	1	1	13	7	0	0	3	0	32.2	42	24	20	9	18	4	1	2	132	.318	0	6	0	2	3
13 Brady Domangue	5.59	2	0	19	2	0	0	4	1	19.1	21	12	12	12	11	3	0	2	73	.288	3	2	0	2	4
Totals	2.60	46	16	63	63	3	17	16	16	561.2	436	180	162	178	443	63	2	22	1999	.218	21	47	1	23	50
Opponents	5.40	16	46	63	63	5	0	0	4	540.1	602	394	324	223	274	117	14	41	2098	.287	53	61	6	32	53

PB - Team (7), Scivicque 3, Chinaea 2, Moore 2, Opp (6). Pickoffs - Team (5), Nola 2, Bouman 1, Bugg 1, Scivicque 1, Opp (7).
 SBA/ATT - Chinaea (16-26), Scivicque (15-23), Nola (10-18), Moore (11-16), Poche' (7-14), Bouman (5-11), Cartwright (7-7),
 Glenn (4-5), Fury (2-4), Bugg (2-3), Devall (0-2), Person (2-2), Broussard (1-2), Fauchaux (0-1), Domangue (1-1), McCune (1-1).

FIELDING

PLAYER	C	PO	A	E	FLD%	DPS	SBA	CSB	SBA%	PB	CI
9 Mark Laird	151	149	2	0	1.000	1	0	0	-	0	0
17 Jared Foster	38	37	1	0	1.000	0	0	0	-	0	0
7 Sean McMullen	37	35	2	0	1.000	0	0	0	-	0	0
5 Chris Sciambra	16	16	0	0	1.000	0	0	0	-	0	0
28 Kyle Bouman	10	1	9	0	1.000	0	5	6	.455	0	0
29 Nate Fury	10	1	9	0	1.000	2	2	2	.500	0	0
21 Joe Broussard	8	5	3	0	1.000	0	1	1	.500	0	0
25 Jarret DeHart	7	7	0	0	1.000	1	0	0	-	0	0
4 Cade Stone	5	4	1	0	1.000	0	0	0	-	0	0
32 Alden Cartwright	5	3	2	0	1.000	1	7	0	1.000	0	0
33 Henri Fauchaux	2	0	2	0	1.000	0	0	1	.000	0	0
12 Hunter Devall	1	0	1	0	1.000	0	0	2	.000	0	0
22 Kade Scivicque	222	199	22	1	.995	4	15	8	.652	3	0
20 Conner Hale	340	251	85	4	.988	27	0	0	-	0	0
2 Tyler Moore	382	351	26	5	.987	18	11	5	.688	2	0
27 Danny Zardon	61	38	22	1	.984	5	0	0	-	0	0
23 Jake Fraley	59	57	1	1	.983	0	0	0	-	0	0
6 Andrew Stevenson	150	146	1	3	.980	0	0	0	-	0	0
PLAYER	C	PO	A	E	FLD%	DPS	SBA	CSB	SBA%	PB	CI
26 Chris Chinaea	200	168	27	5	.975	3	16	10	.615	2	2
8 Alex Bregman	290	93	187	10	.966	27	0	0	-	0	0
3 Kramer Robertson	131	58	67	6	.954	11	0	0	-	0	0
16 Jared Poche'	15	3	11	1	.933	0	7	7	.500	0	0
14 Christian Ibarra	148	35	103	10	.932	9	0	0	-	0	0
18 Dakota Dean	14	12	1	1	.929	1	0	0	-	0	0
10 Aaron Nola	26	11	13	2	.923	0	10	8	.556	0	0
49 Zac Person	9	2	6	1	.889	0	2	0	1.000	0	0
39 Kurt McCune	5	3	1	1	.800	0	1	0	1.000	0	0
24 Cody Glenn	8	0	6	2	.750	0	4	1	.800	0	0
46 Parker Bugg	4	0	3	1	.750	0	2	1	.667	0	0
13 Brady Domangue	3	0	1	2	.333	0	1	0	1.000	0	0
Totals	2357	1685	615	57	.976	44	42	29	.592	7	2
Opponents	2380	1621	685	74	.969	51	49	25	.662	6	0

Record: 17-11-1 Home: 10-3-1 Away: 7-8

BATTING

PLAYER	AVG	GP	GS	AB	R	H	2B	3B	HR	RBI	TB	SLG%	BB	HBP	SO	GDP	OB%	SF	SH	SB	ATT	PO	A	E	FLD%
23 Jake Fraley	.350	21	13	60	13	21	4	0	0	9	25	.417	4	0	9	0	.385	1	0	3	3	22	0	1	.957
20 Conner Hale	.307	28	27	101	18	31	7	1	2	11	46	.455	3	0	5	1	.324	1	2	0	0	129	39	1	.994
7 Sean McMullen	.278	28	27	97	18	27	8	2	3	11	48	.495	19	1	11	4	.395	2	0	2	3	15	2	0	1.000
2 Tyler Moore	.277	23	20	65	9	18	7	0	0	9	25	.385	10	1	15	2	.382	0	1	0	1	170	12	3	.984
9 Mark Laird	.267	29	29	120	12	32	4	1	0	15	38	.317	8	2	16	2	.321	1	4	5	8	73	0	0	1.000
6 Andrew Stevenson	.242	29	29	99	18	24	4	1	0	15	30	.303	10	5	18	1	.336	2	5	2	4	75	0	2	.974
14 Christian Ibarra	.216	29	29	88	10	19	3	0	2	9	28	.318	8	7	14	2	.327	1	7	0	0	23	51	9	.892
22 Kade Scivicque	.216	26	24	88	7	19	3	0	3	14	31	.352	7	1	9	5	.281	0	1	0	0	82	9	1	.989
8 Alex Bregman	.212	29	29	118	11	25	4	0	1	11	32	.271	10	2	15	3	.285	0	1	3	5	43	91	5	.964
26 Chris Chinae	.310	17	10	29	4	9	2	0	1	4	14	.483	2	1	3	3	.364	1	0	0	0	68	13	4	.953
27 Danny Zardon	.263	9	5	19	1	5	1	0	0	2	6	.316	1	0	3	0	.300	0	0	0	0	22	10	0	1.000
5 Chris Sciambra	.188	15	2	16	4	3	1	0	1	2	7	.438	0	0	8	0	.188	0	0	0	1	3	0	0	1.000
3 Kramer Robertson	.167	25	13	48	5	8	2	0	0	9	10	.208	6	1	10	0	.268	1	2	1	2	27	29	2	.966
17 Jared Foster	.105	19	4	19	3	2	1	0	0	0	3	.158	1	0	4	0	.150	0	1	0	0	15	0	0	1.000
4 Cade Stone	.000	2	0	0	0	0	0	0	0	0	0	.000	1	0	0	0	1.000	0	0	0	0	0	0	0	.000
18 Dakota Dean	.000	1	0	0	0	0	0	0	0	0	0	.000	0	1	0	0	1.000	0	0	0	0	0	0	0	.000
Totals	.251	29	29	967	133	243	51	5	13	121	343	.355	90	22	140	23	.326	10	24	16	27	788	283	33	.970
Opponents	.231	29	29	944	105	218	41	1	16	101	309	.327	103	18	210	14	.314	14	29	25	38	784	344	31	.973

LOB - Team (196), Opp (217). DPs turned - Team (21), Opp (27). CI - Team (2), Chinae 2, IBB - Team (8), Bregman 2, Ibarra 1,Laird 1, Foster 1, Stevenson 1, Moore 1, McMullen 1, Opp (10). Picked off - McMullen 2, Laird 1, Robertson 1, Scivicque 1.

PITCHING

PLAYER	ERA	W	L	APP	GS	CG	SHO	CBO	SV	IP	H	R	ER	BB	SO	2B	3B	HR	AB	B/AVG	WP	HBP	BK	SFA	SHA
10 Aaron Nola	1.93	5	1	10	10	2	1	2	0	74.2	49	16	16	21	84	7	0	4	258	.190	0	5	0	2	4
16 Jared Poche'	2.81	3	3	9	9	0	0	1	0	57.2	43	23	18	22	33	7	0	3	200	.215	4	3	0	3	8
21 Joe Broussard	1.50	3	1	16	0	0	0	2	5	18.0	11	4	3	11	18	0	0	1	61	.180	1	0	0	1	1
32 Alden Cartwright	1.65	0	1	11	4	0	0	2	0	16.1	19	5	3	5	12	2	0	1	64	.297	0	1	0	1	1
12 Hunter Devall	2.79	1	0	8	0	0	0	1	0	9.2	6	4	3	3	6	2	0	0	32	.188	1	1	0	1	1
46 Parker Bugg	3.38	2	0	10	0	0	0	1	0	16.0	13	7	6	3	14	2	0	2	61	.213	1	1	0	0	2
29 Nate Fury	3.38	0	0	6	0	0	0	0	0	5.1	4	2	2	4	6	0	0	0	18	.222	0	1	0	0	1
28 Kyle Bouman	4.76	1	2	7	4	0	0	0	0	17.0	18	9	9	9	8	5	1	2	66	.273	0	1	0	1	1
49 Zac Person	4.80	1	1	14	1	0	0	1	0	15.0	17	8	8	5	16	5	0	1	56	.304	0	2	0	2	3
33 Henri Faucheux	5.40	0	0	5	0	0	0	0	0	8.1	3	5	5	8	3	1	0	0	25	.120	1	1	0	1	2
39 Kurt McCune	6.46	1	2	13	1	0	0	1	3	15.1	22	12	11	5	6	6	0	0	62	.355	0	1	0	1	5
13 Brady Domangue	7.36	0	0	8	0	0	0	0	0	3.2	6	3	3	3	1	2	0	1	16	.375	2	0	0	1	0
24 Cody Glenn	9.53	0	0	4	0	0	0	0	0	5.2	7	7	6	4	3	2	0	1	25	.280	0	1	0	0	0
Totals	3.19	17	11	29	29	2	5	4	8	262.2	218	105	93	103	210	41	1	16	944	.231	10	18	0	14	29
Opponents	3.65	11	17	29	29	4	0	0	3	261.1	243	133	106	90	140	51	5	13	967	.251	23	22	1	10	24

PB - Team (3), Scivicque 2, Moore 1, Opp (3). Pickoffs - Team (4), Nola 2, Bouman 1, Scivicque 1, Opp (5). SBA/ATT - Chinae(11-16), Nola (8-14), Scivicque (8-10), Moore (6-10), Poche' (4-8), Cartwright (4-4), Bouman (2-3), Glenn (2-2), Bugg (2-2),Broussard (1-2), McCune (1-1), Devall (0-1), Person (1-1).

FIELDING

PLAYER	C	PO	A	E	FLD%	DPS	SBA	CSB	SBA%	PB	CI
9 Mark Laird	73	73	0	0	1.000	0	0	0	-	0	0
27 Danny Zardon	32	22	10	0	1.000	3	0	0	-	0	0
7 Sean McMullen	17	15	2	0	1.000	0	0	0	-	0	0
17 Jared Foster	15	15	0	0	1.000	0	0	0	-	0	0
21 Joe Broussard	5	4	1	0	1.000	0	1	1	.500	0	0
49 Zac Person	5	1	4	0	1.000	0	1	0	1.000	0	0
39 Kurt McCune	3	2	1	0	1.000	0	1	0	1.000	0	0
32 Alden Cartwright	3	1	2	0	1.000	1	4	0	1.000	0	0
5 Chris Sciambra	3	3	0	0	1.000	0	0	0	-	0	0
46 Parker Bugg	1	0	1	0	1.000	0	2	0	1.000	0	0
29 Nate Fury	1	0	1	0	1.000	1	0	0	-	0	0
12 Hunter Devall	1	0	1	0	1.000	0	0	1	.000	0	0
28 Kyle Bouman	1	0	1	0	1.000	0	2	1	.667	0	0
33 Henri Faucheux	1	0	1	0	1.000	0	0	0	-	0	0
20 Conner Hale	169	129	39	1	.994	13	0	0	-	0	0
22 Kade Scivicque	92	82	9	1	.989	2	8	2	.800	2	0
2 Tyler Moore	185	170	12	3	.984	8	6	4	.600	1	0

PLAYER	C	PO	A	E	FLD%	DPS	SBA	CSB	SBA%	PB	CI
6 Andrew Stevenson	77	75	0	2	.974	0	0	0	-	0	0
3 Kramer Robertson	58	27	29	2	.966	4	0	0	-	0	0
8 Alex Bregman	139	43	91	5	.964	11	0	0	-	0	0
23 Jake Fraley	23	22	0	1	.957	0	0	0	-	0	0
26 Chris Chinae	85	68	13	4	.953	0	11	5	.688	0	2
16 Jared Poche'	11	3	7	1	.909	0	4	4	.500	0	0
10 Aaron Nola	19	10	7	2	.895	0	8	6	.571	0	0
14 Christian Ibarra	83	23	51	9	.892	5	0	0	-	0	0
24 Cody Glenn	2	0	0	2	.000	0	2	0	1.000	0	0
13 Brady Domangue	0	0	0	0	.000	0	0	0	-	0	0
18 Dakota Dean	0	0	0	0	.000	0	0	0	-	0	0
4 Cade Stone	0	0	0	0	.000	0	0	0	-	0	0
Totals	1104	788	283	33	.970	21	25	13	.658	3	2
Opponents	1159	784	344	31	.973	27	16	11	.583	3	0

BATTING ANALYSIS

PLAYER	VS LEFT			VS RIGHT			W/RUNNERS ON			W/BASES EMPTY			W/BASES LOADED			RCH AS LEADOFF			FLY	GND	FLY/
	H	AB	AVG	H	AB	AVG	H	AB	AVG	H	AB	AVG	H	AB	AVG	RCH	OPS	PCT	OUT	OUT	GND
8 Alex Bregman	16	57	.281	61	187	.326	45	125	.360	32	119	.269	2	9	.222	16	43	.372	93	52	1.8
26 Chris Chinaea	12	31	.387	7	45	.156	11	46	.239	8	30	.267	1	1	1.000	9	19	.474	30	27	1.1
18 Dakota Dean	0	2	.000	0	9	.000	0	8	.000	0	3	.000	0	0	-	2	3	.667	4	4	1.0
25 Jarret DeHart	0	1	.000	3	14	.214	1	7	.143	2	8	.250	0	0	-	1	3	.333	3	1	3.0
17 Jared Foster	6	25	.240	1	36	.028	6	33	.182	1	28	.036	1	2	.500	2	11	.182	22	21	1.0
23 Jake Fraley	4	15	.267	41	106	.387	26	63	.413	19	58	.328	3	6	.500	12	31	.387	30	34	0.9
20 Conner Hale	12	44	.273	52	165	.315	32	98	.327	32	111	.288	1	3	.333	23	61	.377	64	64	1.0
14 Christian Ibarra	14	37	.378	27	135	.200	20	84	.238	21	88	.239	1	3	.333	12	35	.343	50	63	0.8
9 Mark Laird	15	61	.246	50	162	.309	33	92	.359	32	131	.244	3	7	.429	22	64	.344	53	83	0.6
7 Sean McMullen	18	59	.305	41	146	.281	27	90	.300	32	115	.278	1	4	.250	32	76	.421	67	49	1.4
2 Tyler Moore	7	22	.318	39	131	.298	33	81	.407	13	72	.181	3	9	.333	15	37	.405	49	38	1.3
3 Kramer Robertson	6	32	.188	14	68	.206	12	50	.240	8	50	.160	1	3	.333	12	28	.429	22	39	0.6
5 Chris Sciambra	2	6	.333	11	43	.256	10	30	.333	3	19	.158	1	1	1.000	3	10	.300	17	6	2.8
22 Kade Scivique	14	43	.326	42	141	.298	22	90	.244	34	94	.362	1	5	.200	19	49	.388	59	50	1.2
6 Andrew Stevenson	10	49	.204	58	154	.377	35	95	.368	33	108	.306	3	5	.600	24	61	.393	60	54	1.1
4 Cade Stone	1	2	.500	3	14	.214	2	12	.167	2	4	.500	0	1	.000	2	2	1.000	3	4	0.8
27 Danny Zardon	8	22	.364	7	34	.206	10	32	.313	5	24	.208	1	2	.500	1	9	.111	16	15	1.1
TOTALS	145	508	.285	457	1590	.287	325	1036	.314	277	1062	.261	23	61	.377	207	542	.382	642	604	1.1
OPPONENTS	220	936	.235	216	1063	.203	189	796	.237	247	1203	.205	17	58	.293	178	564	.316	603	550	1.1

PLAYER	PINCH HITTING			WITH RUNNERS IN SCORING POS			W/RNR ON 3RD AND LT 2 OUT			WITH 2 OUT			2-OUT	SUCCESS ADVANCING RNRs			#RNRs				RCH	RCH
	H	AB	AVG	H	AB	AVG	RBI	OPS	PCT	H	AB	AVG	RBI	ADV	OPS	PCT	W/OUT	RNRs	LOB	ERR	FC	KL
8 Alex Bregman	0	0	-	32	83	.386	16	21	.762	24	92	.261	19	72	136	.529	19	62	5	5	5	8
26 Chris Chinaea	1	4	.250	7	33	.212	7	9	.778	6	23	.261	1	26	53	.491	17	27	1	5	1	1
18 Dakota Dean	0	2	.000	0	2	.000	0	1	.000	0	5	.000	0	1	8	.125	1	4	0	0	1	1
25 Jarret DeHart	1	6	.167	1	3	.333	0	0	-	1	5	.200	2	2	8	.250	0	2	0	0	2	2
17 Jared Foster	2	11	.182	6	21	.286	2	7	.286	2	17	.118	2	17	37	.459	10	9	3	3	1	1
23 Jake Fraley	7	12	.583	16	41	.390	10	15	.667	18	42	.429	12	42	72	.583	16	20	3	6	7	7
20 Conner Hale	2	2	1.000	21	62	.339	7	9	.778	19	74	.257	11	53	108	.491	19	35	6	8	8	8
14 Christian Ibarra	0	0	-	11	50	.220	9	15	.600	12	58	.207	5	56	108	.519	25	41	7	11	11	11
9 Mark Laird	0	1	.000	20	56	.357	10	13	.769	16	56	.286	12	70	111	.631	22	26	6	11	9	9
7 Sean McMullen	0	2	.000	18	55	.327	12	18	.667	19	73	.260	19	50	104	.481	17	37	2	5	6	6
2 Tyler Moore	1	4	.250	24	56	.429	7	13	.538	19	51	.373	22	48	89	.539	13	41	3	2	5	5
3 Kramer Robertson	0	5	.000	7	28	.250	13	14	.929	8	34	.235	5	34	64	.531	18	25	4	4	5	5
5 Chris Sciambra	6	18	.333	7	20	.350	6	8	.750	5	18	.278	6	18	34	.529	4	9	2	1	0	0
22 Kade Scivique	1	2	.500	20	64	.313	8	14	.571	21	61	.344	12	41	98	.418	13	51	3	7	1	1
6 Andrew Stevenson	0	1	.000	26	62	.419	13	20	.650	23	62	.371	14	64	115	.557	21	28	4	9	9	9
4 Cade Stone	1	5	.200	0	8	.000	0	0	-	0	8	.000	0	7	14	.500	3	9	2	1	0	0
27 Danny Zardon	2	5	.400	6	19	.316	3	5	.600	6	17	.353	3	16	34	.471	3	8	1	2	2	2
TOTALS	24	80	.300	222	663	.335	123	182	.676	199	696	.286	145	617	1193	.517	221	452	52	80	76	76
OPPONENTS	10	71	.141	102	447	.228	64	109	.587	144	682	.211	58	413	935	.442	170	435	34	48	141	141

PITCHING ANALYSIS

PLAYER	VS LEFT			VS RIGHT			W/RUNNERS ON			W/BASES EMPTY			RCH BY LEADOFF			W/2 OUT			FLY	GND	FLY/
	H	AB	AVG	H	AB	AVG	H	AB	AVG	H	AB	AVG	RCH	OPS	PCT	H	AB	AVG	OUT	OUT	GND
28 Kyle Bouman	20	64	.313	29	164	.177	21	78	.269	28	150	.187	16	66	.242	20	79	.253	92	57	1.6
21 Joe Broussard	8	52	.154	11	64	.172	10	51	.196	9	65	.138	7	29	.241	12	47	.255	27	34	0.8
46 Parker Bugg	9	54	.167	18	74	.243	11	58	.190	16	70	.229	11	33	.333	10	50	.200	45	31	1.5
32 Alden Cartwright	13	48	.271	15	75	.200	10	50	.200	18	73	.247	13	37	.351	9	41	.220	38	31	1.2
12 Hunter Devall	4	25	.160	12	48	.250	6	27	.222	10	46	.217	7	22	.318	9	28	.321	29	13	2.2
13 Brady Domangue	7	24	.292	14	49	.286	14	42	.333	7	31	.226	7	18	.389	6	27	.222	23	21	1.1
33 Henri Faucheux	5	20	.250	11	55	.200	10	37	.270	6	38	.158	6	21	.286	7	28	.250	30	17	1.8
29 Nate Fury	6	35	.171	16	61	.262	9	43	.209	13	53	.245	7	21	.333	9	35	.257	28	29	1.0
24 Cody Glenn	10	29	.345	32	103	.311	21	61	.344	21	71	.296	16	36	.444	12	42	.286	26	48	0.5
39 Kurt McCune	13	46	.283	17	79	.215	15	48	.313	15	77	.195	15	37	.405	3	35	.086	36	40	0.9
10 Aaron Nola	35	182	.192	34	220	.155	19	128	.148	50	274	.182	31	121	.256	20	128	.156	111	88	1.3
49 Zac Person	13	46	.283	12	58	.207	10	50	.200	15	54	.278	11	29	.379	10	40	.250	24	30	0.8
16 Jared Poche'	18	77	.234	54	247	.219	33	123	.268	39	201	.194	31	94	.330	17	102	.167	94	111	0.8
TOTALS	161	702	.229	275	1297	.212	189	796	.237	247	1203	.205	178	564	.316	144	682	.211	603	550	1.1
OPPONENTS	303	996	.304	299	1102	.271	325	1036	.314	277	1062	.261	207	542	.382	199	696	.286	642	604	1.1

Career Stats of Departing Players

Joe Broussard, RHP

YEAR	ERA	W	L	APP	GS	CG	SHO	CBO	SV	IP	H	R	ER	BB	SO	2B	3B	HR	BF	B/AVG	WP	HBP	BK	SFA	SHA
2011	5.19	0	1	14	1	0	0	1	0	26.0	28	17	15	9	28	4	1	1	113	.286	3	2	1	2	2
2012	3.73	4	1	19	6	0	0	2	0	41.0	37	19	17	12	45	6	2	2	173	.234	7	2	0	0	1
2014	1.05	3	2	32	0	0	0	9	8	34.1	19	5	4	17	37	2	0	1	136	.164	2	1	0	1	1
TOTAL	3.20	7	4	65	7	0	0	12	8	101.1	84	41	36	38	110	12	3	4	422	.226	12	5	1	3	4

Dakota Dean, INF

YEAR	AVG	GP	GS	AB	R	H	2B	3B	HR	RBI	TB	SLG%	BB	HBP	SO	GDP	OB%	SF	SH	SB	ATT	PO	A	E	FLD%
2014	.000	10	2	11	2	0	0	0	0	0	0	.000	3	1	3	0	.267	0	0	0	0	12	1	1	.929

Jarret DeHart, OF

YEAR	AVG	GP	GS	AB	R	H	2B	3B	HR	RBI	TB	SLG%	BB	HBP	SO	GDP	OB%	SF	SH	SB	ATT	PO	A	E	FLD%
2014	.200	10	2	15	4	3	1	1	0	2	6	.400	1	0	8	0	.250	0	0	0	0	7	0	0	1.000

Henri Fauchaux, LHP

YEAR	ERA	W	L	APP	GS	CG	SHO	CBO	SV	IP	H	R	ER	BB	SO	2B	3B	HR	BF	B/AVG	WP	HBP	BK	SFA	SHA
2014	4.22	3	0	16	1	0	0	4	0	21.1	16	10	10	11	14	3	0	0	91	.213	3	2	0	1	2

Nate Fury, RHP

YEAR	ERA	W	L	APP	GS	CG	SHO	CBO	SV	IP	H	R	ER	BB	SO	2B	3B	HR	BF	B/AVG	WP	HBP	BK	SFA	SHA
2013	2.95	2	1	20	0	0	0	1	0	18.1	14	6	6	4	16	3	0	1	74	.219	2	3	0	1	2
2014	2.15	3	1	26	0	0	0	7	0	29.1	22	7	7	11	22	3	0	0	117	.229	1	3	0	3	4
TOTAL	2.45	5	2	46	0	0	0	8	0	47.2	36	13	13	15	38	6	0	1	191	.225	3	6	0	4	6

Cody Glenn, LHP

YEAR	ERA	W	L	APP	GS	CG	SHO	CBO	SV	IP	H	R	ER	BB	SO	2B	3B	HR	BF	B/AVG	WP	HBP	BK	SFA	SHA
2012	5.62	1	0	11	3	0	0	2	0	16.0	24	15	10	6	16	5	0	0	82	.343	1	3	1	0	3
2013	2.68	7	3	15	15	0	0	2	0	84.0	75	31	25	17	38	11	0	2	351	.244	3	14	0	1	11
2014	5.51	1	1	13	7	0	0	3	0	32.2	42	24	20	9	18	4	1	2	152	.318	0	6	0	2	3
TOTAL	3.73	9	4	39	25	0	0	7	0	132.2	141	70	55	32	72	20	1	4	585	.276	4	23	1	3	17

Christian Ibarra, INF

YEAR	AVG	GP	GS	AB	R	H	2B	3B	HR	RBI	TB	SLG%	BB	HBP	SO	GDP	OB%	SF	SH	SB	ATT	PO	A	E	FLD%
2013	.305	66	65	223	34	68	17	0	6	39	103	.462	36	7	37	2	.414	2	4	0	3	49	120	12	.934
2014	.238	59	58	172	35	41	7	0	3	22	57	.331	24	17	23	5	.383	1	13	0	1	35	103	10	.932
TOTAL	.276	125	123	395	69	109	24	0	9	61	160	.405	60	24	60	7	.400	3	17	0	4	84	223	22	.933

Kurt McCune, RHP

YEAR	ERA	W	L	APP	GS	CG	SHO	CBO	SV	IP	H	R	ER	BB	SO	2B	3B	HR	BF	B/AVG	WP	HBP	BK	SFA	SHA
2011	3.31	7	3	14	14	1	0	0	0	89.2	73	39	33	25	68	16	2	5	377	.221	4	9	0	3	9
2012	4.04	3	4	21	6	0	0	2	1	42.1	42	21	19	14	24	12	1	2	179	.266	0	1	0	2	4
2013	2.66	4	1	11	4	0	0	1	0	23.2	23	7	7	6	18	3	2	0	100	.258	1	2	0	2	1
2014	3.86	2	2	30	1	0	0	7	5	35.0	30	17	15	11	24	6	0	0	147	.240	1	2	0	2	6
TOTAL	3.49	16	10	76	25	1	0	10	6	190.2	168	84	74	56	134	37	5	7	803	.239	6	14	0	9	20

Sean McMullen, OF

YEAR	AVG	GP	GS	AB	R	H	2B	3B	HR	RBI	TB	SLG%	BB	HBP	SO	GDP	OB%	SF	SH	SB	ATT	PO	A	E	FLD%
2013	.314	54	43	175	26	55	18	1	2	30	81	.463	22	8	24	0	.399	8	0	1	3	17	0	0	1.000
2014	.288	59	57	205	44	59	18	3	7	40	104	.507	37	1	33	5	.390	6	0	5	7	35	2	0	1.000
TOTAL	.300	113	100	380	70	114	36	4	9	70	185	.487	59	9	57	5	.394	14	0	6	10	52	2	0	1.000

Tyler Moore, INF/C

YEAR	AVG	GP	GS	AB	R	H	2B	3B	HR	RBI	TB	SLG%	BB	HBP	SO	GDP	OB%	SF	SH	SB	ATT	PO	A	E	FLD%
2012	.261	47	31	134	14	35	4	0	4	27	51	.381	13	1	31	4	.327	2	4	1	3	283	15	3	.990
2013	.281	48	20	96	12	27	9	1	0	12	38	.396	11	0	9	1	.352	1	1	0	0	69	12	3	.964
2014	.301	53	43	153	30	46	10	0	6	37	74	.484	18	3	21	4	.381	2	2	1	2	351	26	5	.987
TOTAL	.282	148	94	383	56	108	23	1	10	76	163	.426	42	4	61	9	.355	5	7	2	5	703	53	11	.986

Aaron Nola, RHP

YEAR	ERA	W	L	APP	GS	CG	SHO	CBO	SV	IP	H	R	ER	BB	SO	2B	3B	HR	BF	B/AVG	WP	HBP	BK	SFA	SHA
2012	3.61	7	4	19	16	0	0	4	0	89.2	88	39	36	7	89	14	4	9	371	.251	1	9	0	2	3
2013	1.57	12	1	17	17	5	3	2	0	126.0	83	30	22	18	122	9	1	4	481	.188	3	11	0	2	8
2014	1.47	11	1	16	16	2	1	6	0	116.1	69	19	19	27	134	8	0	4	444	.172	0	9	0	2	4
TOTAL	2.09	30	6	52	49	7	4	12	0	332.0	240	88	77	52	345	31	5	17	1296	.201	4	29	0	6	15

Cade Stone, OF

YEAR	AVG	GP	GS	AB	R	H	2B	3B	HR	RBI	TB	SLG%	BB	HBP	SO	GDP	OB%	SF	SH	SB	ATT	PO	A	E	FLD%
2014	.250	17	2	16	11	4	1	1	0	1	7	.438	4	1	3	0	.429	0	0	0	0	4	1	0	1.000

Alex Bregman, SS

Second-Team All-SEC
NCAA Regional All-Tournament Team
SEC All-Tournament Team
Second-Team All-Louisiana
USA Collegiate National Team

Joe Broussard, RHP

Drafted in MLB 15th Round by Los Angeles Dodgers
Second-Team All-Louisiana

Parker Bugg, RHP

SEC First-Year Academic Honor Roll

Brady Domangue, RHP

SEC Academic Honor Roll

Jake Fraley, OF

Second-Team Freshman All-American
(NCBWA)
SEC Freshman of the Week
(April 29, 2014)
Second-Team All-Louisiana

Nate Fury, RHP

Drafted in MLB 36th Round by Detroit Tigers
SEC Academic Honor Roll

Conner Hale, INF

SEC All-Tournament Team
SEC Player of the Week
(April 21, 2014)

Mark Laird, OF

SEC All-Tournament Team
SEC Academic Honor Roll

Sean McMullen, OF

Drafted in MLB 30th Round by Houston Astros
Tiger Athletic Foundation Male Scholar-Athlete of the Year
SEC Academic Honor Roll
NCAA Regional All-Tournament Team
SEC All-Tournament Team
Second-Team All-Louisiana

Tyler Moore, 1B/C

Drafted in MLB 6th Round by New York Mets
SEC Tournament Most Valuable Player
Collegiate Baseball National Player of the Week
(May 19, 2014)
Second-Team All-Louisiana

Aaron Nola, RHP

Drafted in MLB 1st Round by Philadelphia Phillies
National Pitcher of the Year
(College Baseball Foundation)
Golden Spikes Award Finalist
First-Team All-American
(Baseball America, Collegiate Baseball, ABCA,
Perfect Game, NCBWA)
SEC Pitcher of the Year; First-Team All-SEC
NCAA Baton Rouge Regional All-Tournament Team
SEC All-Tournament Team
SEC Pitcher of the Week
(April 7, 2014)
ABCA First-Team All-South Region
Louisiana Pitcher of the Year

Zac Person, LHP

SEC Academic Honor Roll

Jared Poche', LHP

Freshman All-American
(Collegiate Baseball)
Second-Team Freshman All-American
(Baseball America, Perfect Game, NCBWA)
SEC All-Tournament Team
Louisiana Freshman of the Year

Chris Sciambra, OF

SEC Academic Honor Roll

Kade Scivicque, C

2014 SEC All-Tournament Team
2014 Second-Team All-Louisiana

Andrew Stevenson, OF

2014 SEC Academic Honor Roll
2014 SEC All-Defensive Team
2014 First-Team All-Louisiana

2014 Final Polls

BASEBALL AMERICA

1. Vanderbilt *	51-21
2. Virginia	53-16
3. Ole Miss *	48-21
4. Texas	46-21
5. TCU	48-18
6. Louisville	50-17
7. UL-Lafayette *	58-10
8. UC Irvine	41-25
9. Texas Tech	45-21
10. Oklahoma State	48-18
11. Houston *	48-18
12. Pepperdine	43-18
13. Oregon State	45-14
14. Maryland	40-23
15. Stanford	35-26
16. Kennesaw State	40-24
17. Charleston	44-19
18. Florida *	40-23
19. Florida State	43-17
20. Cal Poly	47-12
21. Indiana	44-15
22. LSU	46-16-1
23. Miami (Fla.)	44-19
24. Washington	41-17-1
25. South Carolina	44-18

LSU record vs. Baseball America Top 25: 6-9

COLLEGIATE BASEBALL

1. Vanderbilt *	51-21
2. Virginia	53-16
3. Texas	46-21
4. Ole Miss *	48-21
5. TCU	48-18
6. UC Irvine	41-25
7. Louisville	50-17
8. Texas Tech	45-21
9. UL-Lafayette *	58-10
10. Oklahoma State	48-18
11. Houston *	48-18
12. Pepperdine	43-18
13. Kennesaw State	40-24
14. Maryland	40-23
15. Stanford	35-26
16. Charleston	44-19
17. Oregon State	45-14
18. Miami (Fla.)	44-19
19. Cal Poly	47-12
20. Indiana	44-15
21. LSU	46-16-1
22. Washington	41-17-1
23. Florida State	43-17
24. Florida *	40-23
25. South Carolina	44-18
26. Rice	42-20
27. Oregon	44-20
28. Mississippi State *	39-24
29. Cal State Fullerton	34-24
30. Arkansas *	40-25

LSU record vs. Collegiate Baseball Top 30: 13-10

USA TODAY

1. Vanderbilt *	51-21
2. Virginia	53-16
3. Texas	46-21
4. Ole Miss *	48-21
5. TCU	48-18
6. Louisville	50-17
7. UC Irvine	41-25
8. UL-Lafayette *	58-10
Texas Tech	45-21
10. Oklahoma State	48-18
11. Houston *	48-18
12. Oregon State	45-14
13. Maryland	40-23
14. Pepperdine	43-18
15. Stanford	35-26
16. LSU	46-16-1
17. Indiana	44-15
18. Cal Poly	47-12
19. Charleston	44-19
20. Kennesaw State	40-24
21. Florida State	43-17
22. South Carolina	44-18
23. Miami (Fla.)	44-19
24. Florida *	40-23
25. Rice	42-20

LSU record vs. USA Today Top 25: 6-9

* - 2014 LSU opponent

TEAM GAME HIGHS

Batting

At bats:	49	at Ole Miss (Apr 17, 2014)
Runs scored:	27	vs Northwestern State (May 13, 2014)
Hits:	23	vs Northwestern State (May 13, 2014)
RBIs:	26	vs Northwestern State (May 13, 2014)
Doubles:	7	vs Tennessee (Apr 25, 2014)
Triples:	2	vs Mississippi State (Apr 04, 2014)
Home runs:	5	vs Northwestern State (May 13, 2014)
Total bases:	44	vs Northwestern State (May 13, 2014)
Walks:	12	vs Yale (Feb 28, 2014)
Strikeouts:	13	at Vanderbilt (Mar 15, 2014)
Sac hits:	4	vs Tennessee (Apr 25, 2014)
	4	vs Tennessee (Apr 26, 2014)
Sac flies:	2	vs Grambling State (Feb 16, 2014)
Stolen bases:	3	vs Yale (Mar 01, 2014)
	3	vs Northwestern State (May 13, 2014)
Hit by pitch:	3	vs Texas Southern (Feb 23, 2014)
	3	vs Sacred Heart (Mar 05, 2014)
	3	vs Georgia (Mar 23, 2014)
Caught stealing:	3	vs Houston (May 31, 2014)
Runners LOB:	17	vs Georgia (Mar 23, 2014)
Hit into DP:	3	(5 games)

Fielding

Putouts:	39	vs Georgia (Mar 23, 2014)
	39	at Ole Miss (Apr 17, 2014)
Assists:	17	vs Yale (Mar 02, 2014)
	17	at Texas A&M (May 03, 2014)
Errors:	3	vs Arkansas (Apr 12, 2014)
	3	vs Tennessee (Apr 25, 2014)
Passed balls:	1	(7 games)
DPs turned:	3	at Texas A&M (May 03, 2014)
	3	vs Florida (May 25, 2014 at Hoover, Ala.)

Pitching

Innings pitched:	13.0	vs Georgia (Mar 23, 2014)
	13.0	at Ole Miss (Apr 17, 2014)
Runs allowed:	12	vs Houston (Jun 02, 2014)
Earned runs:	12	vs Houston (Jun 02, 2014)
Walks allowed:	10	at Florida (Mar 30, 2014)
Strikeouts:	17	at Vanderbilt (Mar 14, 2014)
Hits allowed:	16	vs Alcorn State (Apr 29, 2014)
Doubles allowed:	5	at Vanderbilt (Mar 15, 2014)
Triples allowed:	1	vs Louisiana-Lafayette (Feb 25, 2014)
	1	at Vanderbilt (Mar 15, 2014)
Homers allowed:	2	(5 games)
Wild pitches:	5	vs Alcorn State (Apr 29, 2014)
Hit batters:	4	vs Houston (Jun 02, 2014)

INDIVIDUAL GAME HIGHS

Batting

At bats:	7	Sean McMullen vs Georgia (Mar 23, 2014)
	7	Alex Bregman at Ole Miss (Apr 17, 2014)
Runs scored:	4	(5 games)
Hits:	4	Andrew Stevenson vs. Southern Miss (Apr 15, 2014)
	4	Alex Bregman vs Northwestern State (May 13, 2014)
	4	Alex Bregman vs Houston (Jun 01, 2014)
RBIs:	8	Tyler Moore vs Northwestern State (May 13, 2014)
	8	Alex Bregman vs Northwestern State (May 13, 2014)
Doubles:	2	(7 games)
Triples:	1	(14 games)
Home runs:	2	Alex Bregman vs Northwestern State (May 13, 2014)
Total bases:	11	Alex Bregman vs Northwestern State (May 13, 2014)
Walks:	3	(4 games)
Strikeouts:	4	Kramer Robertson vs Purdue (Mar 08, 2014)
	4	Sean McMullen vs Southern Miss (Apr 15, 2014)
Sac hits:	2	Andrew Stevenson vs Georgia (Mar 21, 2014)
Sac flies:	1	(32 games)
Stolen bases:	2	Mark Laird vs Vanderbilt (May 21, 2014)
Hit by pitch:	2	Kade Scivicque vs Purdue (Mar 08, 2014)
	2	Christian Ibarra at Auburn (May 16, 2014)
Caught stealing:	1	(25 games)
Runners LOB:	7	Kramer Robertson vs Georgia (Mar 23, 2014)

Fielding

Putouts:	15	Tyler Moore vs Arkansas (Apr 11, 2014)
Assists:	8	Alex Bregman vs Georgia (Mar 23, 2014)
Errors:	2	(6 games)
Passed balls:	1	(7 games)

Pitching

Innings pitched:	9.0	Aaron Nola vs Alabama (May 10, 2014)
Runs allowed:	6	Jared Poche' at Florida (Mar 29, 2014)
Earned runs:	5	Zac Person at Florida (Mar 30, 2014)
	5	Aaron Nola vs Tennessee (Apr 25, 2014)
	5	Henri Faucheux vs Alcorn State (Apr 29, 2014)
Walks allowed:	5	Jared Poche' at Vanderbilt (Mar 15, 2014)
	5	Jared Poche' at Texas A&M (May 03, 2014)
Strikeouts:	13	Aaron Nola vs Arkansas (Apr 11, 2014)
Hits allowed:	8	(4 games)
Doubles allowed:	3	Jared Poche' at Vanderbilt (Mar 15, 2014)
Triples allowed:	1	Cody Glenn vs Louisiana-Lafayette (Feb 25, 2014)
	1	Kyle Bouman at Vanderbilt (Mar 15, 2014)
Homers allowed:	2	Aaron Nola at Florida (Mar 29, 2014)
	2	Jared Poche' vs Southeastern La. (May 30, 2014)
Wild pitches:	2	Alden Cartwright at Northwestern St (Mar 06, 2014)
	2	Jared Poche' vs Mississippi State (Apr 05, 2014)
	2	Henri Faucheux vs Alcorn State (Apr 29, 2014)
Hit batters:	3	Aaron Nola vs New Orleans (Feb 14, 2014)

Inning-by-inning Summary

	1	2	3	4	5	6	7	8	9	EX	Total
LSU	48	49	49	59	44	51	43	39	9	3	394
Opp.	29	17	24	16	23	23	11	25	9	3	180

Win-Loss Summary

Total	46-16-1	Scoring 6-9 runs	16-2	After 8 tied	3-4-1
Conference	17-11-1	Scoring 10+ runs	11-0	Hit 0 home runs	24-11-1
Non-Conf	29-5	Opponent 0-2 runs	30-1-1	Hit 1 home run	16-3
Home	31-7-1	Opponent 3-5 runs	14-8	Hit 2+ home runs	6-2
Away	10-9	Opponent 6-9 runs	2-4	Opponent 0 home runs	37-8-1
Neutral	5-0	Opponent 10+ runs	0-3	Opponent 1 home run	8-4
Day	17-8-1	Scored in 1st inning	15-6	Opponent 2+ HRs	1-4
Night	29-8	Scores first	29-6	Made 0 errors	21-1-1
vs Left	10-4-1	Opp. scores first	17-10-1	Made 1 error	16-9
vs Right	36-12	After 6 leading	39-3	Made 2+ errors	9-6
1-Run games	6-6	After 6 trailing	5-9-1	Opp. made 0 errors	13-9
2-Run games	9-1	After 6 tied	1-3	Opp. made 1 error	11-4-1
5+Run games	22-3	After 7 leading	38-2	Opp. made 2+ errors	22-3
Extra inns	2-2-1	After 7 trailing	3-8	Out-hit opponent	37-4-1
Shutouts	17-0	After 7 tied	3-5-1	Out-hit by opponent	5-11
Scoring 0-2 runs	6-8-1	After 8 leading	40-0	Hits are tied	4-1
Scoring 3-5 runs	13-6	After 8 trailing	0-11		

Record when team scores:

Runs	0	1	2	3	4	5	6	7	8	9	10+
W-L	0-0	0-4	6-4	2-4	5-2	6-0	2-0	4-2	6-0	4-0	11-0

Record when opponent scores:

Runs	0	1	2	3	4	5	6	7	8	9	10+
W-L	17-0	10-0	3-1	7-2	6-2	1-4	0-2	2-0	0-1	0-1	0-3

Record when leading after:

Inn.	1	2	3	4	5	6	7	8
W-L	13-2	26-4	33-3	39-3	37-3	39-3	38-2	40-0

Record when trailing after:

Inn.	1	2	3	4	5	6	7	8
W-L	7-5	4-6	4-9	5-9	5-10	5-9	3-8	0-11

Record when tied after:

Inn.	1	2	3	4	5	6	7	8
W-L	26-9	16-6	9-4	2-4	4-3	1-3	3-5	3-4

Longest winning streak

10

Longest losing streak

4

Home attendance	424321	(39 dates avg = 10880)
Away attendance	129818	(23 dates avg = 5644)
Total attendance	554139	(62 dates avg = 8937)



Sean McMullen (left) received the 2014 Tiger Athletic Foundation Male Scholar-Athlete Award from TAF President Rick Perry.

MULTIPLE HIT GAMES

	2	3	4	5+	Tot
8 Alex Bregman	17	4	2	-	23
9 Mark Laird	13	8	-	-	21
20 Conner Hale	16	4	-	-	20
6 Andrew Stevenson	14	3	1	-	18
7 Sean McMullen	15	1	-	-	16
22 Kade Scivicque	6	8	-	-	14
14 Christian Ibarra	7	3	-	-	10
2 Tyler Moore	7	3	-	-	10
23 Jake Fraley	5	5	-	-	10
26 Chris Chinae	4	-	-	-	4
17 Jared Foster	1	-	-	-	1
3 Kramer Robertson	-	1	-	-	1
5 Chris Sciambra	1	-	-	-	1
27 Danny Zardon	-	1	-	-	1
25 Jarret DeHart	1	-	-	-	1
TEAM	107	41	3	0	151

MULTIPLE RBI GAMES

	2	3	4	5+	Tot
8 Alex Bregman	6	1	1	2	10
7 Sean McMullen	6	3	-	-	9
23 Jake Fraley	5	3	-	-	8
6 Andrew Stevenson	7	1	-	-	8
2 Tyler Moore	4	2	-	1	7
22 Kade Scivicque	3	1	2	-	6
20 Conner Hale	4	2	-	-	6
3 Kramer Robertson	6	-	-	-	6
14 Christian Ibarra	2	1	1	-	4
9 Mark Laird	3	-	1	-	4
5 Chris Sciambra	3	-	-	-	3
27 Danny Zardon	1	-	1	-	2
17 Jared Foster	1	1	-	-	2
26 Chris Chinae	1	-	-	-	1
TEAM	52	15	6	3	76

HITTING STREAKS

	Longest	Current
6 Andrew Stevenson	17	4
8 Alex Bregman	11	5
9 Mark Laird	8	-
23 Jake Fraley	7	6
20 Conner Hale	6	-
7 Sean McMullen	6	1
2 Tyler Moore	6	-
22 Kade Scivicque	6	-
27 Danny Zardon	4	-
5 Chris Sciambra	4	-
14 Christian Ibarra	4	4
3 Kramer Robertson	3	-
26 Chris Chinae	3	1
17 Jared Foster	1	-
4 Cade Stone	1	1
25 Jarret DeHart	1	-

REACHED BASE STREAKS

	Longest	Current
6 Andrew Stevenson	19	4
7 Sean McMullen	19	1
8 Alex Bregman	19	12
9 Mark Laird	11	-
20 Conner Hale	10	-
22 Kade Scivicque	9	-
2 Tyler Moore	9	2
14 Christian Ibarra	8	5
3 Kramer Robertson	8	2
23 Jake Fraley	7	6
5 Chris Sciambra	5	-
4 Cade Stone	4	4
27 Danny Zardon	4	-
26 Chris Chinae	3	1
17 Jared Foster	3	-
18 Dakota Dean	2	-
25 Jarret DeHart	1	-

STARTING LINEUP BY POSITION

(Team W-L record when starter)

PITCHER		
10 Aaron Nola	16	(15-1)
16 Jared Poche'	16	(11-5)
28 Kyle Bouman	11	(8-3)

32 Alden Cartwright	7	(4-3)
24 Cody Glenn	7	(4-3)
13 Brady Domangue	2	(2-0)
46 Parker Bugg	1	(1-0)
49 Zac Person	1	(0-1)
39 Kurt McCune	1	(0-0)
33 Henri Faucheux	1	(1-0)

CATCHER

22 Kade Scivicque	28	(19-8)
26 Chris Chinae	19	(13-6)
2 Tyler Moore	16	(14-2)

FIRST BASE

2 Tyler Moore	25	(17-8)
20 Conner Hale	24	(18-5)
22 Kade Scivicque	6	(4-2)
27 Danny Zardon	6	(5-1)
26 Chris Chinae	2	(2-0)

SECOND BASE

20 Conner Hale	31	(22-9)
3 Kramer Robertson	30	(23-6)
18 Dakota Dean	1	(1-0)
27 Danny Zardon	1	(0-1)

THIRD BASE

14 Christian Ibarra	58	(41-16)
27 Danny Zardon	5	(5-0)

SHORTSTOP

8 Alex Bregman	63	(46-16)
----------------	----	---------

LEFT FIELD

23 Jake Fraley	25	(17-8)
7 Sean McMullen	21	(16-5)
5 Chris Sciambra	5	(5-0)
9 Mark Laird	5	(5-0)
17 Jared Foster	5	(1-3)
4 Cade Stone	2	(2-0)

CENTER FIELD

6 Andrew Stevenson	59	(42-16)
23 Jake Fraley	2	(2-0)
7 Sean McMullen	1	(1-0)
17 Jared Foster	1	(1-0)

RIGHT FIELD

9 Mark Laird	53	(36-16)
17 Jared Foster	7	(7-0)
5 Chris Sciambra	2	(2-0)
7 Sean McMullen	1	(1-0)

DESIGNATED HITTER

7 Sean McMullen	34	(23-10)
22 Kade Scivicque	18	(12-6)
26 Chris Chinae	4	(4-0)
2 Tyler Moore	2	(2-0)
25 Jarret DeHart	2	(2-0)
27 Danny Zardon	1	(1-0)
5 Chris Sciambra	1	(1-0)
18 Dakota Dean	1	(1-0)

STARTING LINEUP BY LINEUP SPOT

(Team W-L record when starter)

LEADOFF		
7 Sean McMullen	31	(24-7)
9 Mark Laird	14	(10-3)
6 Andrew Stevenson	12	(8-4)
8 Alex Bregman	2	(0-2)
5 Chris Sciambra	2	(2-0)
23 Jake Fraley	1	(1-0)
3 Kramer Robertson	1	(1-0)

2ND SPOT

9 Mark Laird	44	(31-13)
8 Alex Bregman	14	(10-3)
5 Chris Sciambra	2	(2-0)
27 Danny Zardon	1	(1-0)
3 Kramer Robertson	1	(1-0)
17 Jared Foster	1	(1-0)

3RD SPOT

8 Alex Bregman	45	(34-11)
23 Jake Fraley	9	(7-2)
26 Chris Chinae	4	(4-0)
7 Sean McMullen	2	(0-1)
22 Kade Scivicque	2	(0-2)
20 Conner Hale	1	(1-0)

CLEANUP

7 Sean McMullen	24	(17-7)
22 Kade Scivicque	18	(13-4)
20 Conner Hale	16	(11-5)
17 Jared Foster	2	(2-0)
2 Tyler Moore	1	(1-0)
26 Chris Chinae	1	(1-0)
14 Christian Ibarra	1	(1-0)

5TH SPOT

22 Kade Scivicque	20	(13-7)
23 Jake Fraley	9	(7-2)
20 Conner Hale	7	(4-2)
6 Andrew Stevenson	6	(5-1)
2 Tyler Moore	5	(3-2)
27 Danny Zardon	5	(4-1)
26 Chris Chinae	5	(4-1)
14 Christian Ibarra	2	(2-0)
5 Chris Sciambra	2	(2-0)
3 Kramer Robertson	1	(1-0)
8 Alex Bregman	1	(1-0)

6TH SPOT

14 Christian Ibarra	19	(13-5)
20 Conner Hale	19	(15-4)
2 Tyler Moore	8	(6-2)
6 Andrew Stevenson	5	(4-1)
22 Kade Scivicque	4	(2-2)
23 Jake Fraley	2	(1-1)
17 Jared Foster	1	(1-0)
26 Chris Chinae	1	(0-1)
3 Kramer Robertson	1	(1-0)
4 Cade Stone	1	(1-0)
18 Dakota Dean	1	(1-0)
8 Alex Bregman	1	(1-0)

7TH SPOT

6 Andrew Stevenson	17	(10-6)
2 Tyler Moore	14	(13-1)
14 Christian Ibarra	10	(6-4)
20 Conner Hale	8	(5-3)
22 Kade Scivicque	5	(4-1)
26 Chris Chinae	5	(5-0)
27 Danny Zardon	2	(2-0)
23 Jake Fraley	2	(1-1)

8TH SPOT

2 Tyler Moore	15	(10-5)
14 Christian Ibarra	12	(8-4)
6 Andrew Stevenson	9	(8-1)
17 Jared Foster	8	(5-2)
3 Kramer Robertson	4	(2-2)
22 Kade Scivicque	3	(3-0)
26 Chris Chinae	3	(2-1)
23 Jake Fraley	2	(1-1)
25 Jarret DeHart	2	(2-0)
20 Conner Hale	2	(2-0)
27 Danny Zardon	1	(1-0)
5 Chris Sciambra	1	(1-0)
18 Dakota Dean	1	(1-0)

9TH SPOT

3 Kramer Robertson	22	(17-4)
14 Christian Ibarra	14	(11-3)
6 Andrew Stevenson	10	(7-3)
26 Chris Chinae	6	(3-3)
27 Danny Zardon	4	(3-1)
23 Jake Fraley	2	(1-1)
20 Conner Hale	2	(2-0)
17 Jared Foster	1	(0-1)
4 Cade Stone	1	(1-0)
5 Chris Sciambra	1	(1-0)

Eastern Division

	SEC W-L	PCT.	OVERALL W-L	PCT.
Florida	21-9	.700	40-23	.635
South Carolina	18-12	.600	44-18	.710
Vanderbilt	17-13	.567	51-21	.708
Kentucky	14-16	.467	37-25	.597
Tennessee	12-18	.400	31-23	.574
Georgia	11-18-1	.383	26-29-1	.473
Missouri	6-24	.200	20-33	.377

Western Division

	SEC W-L	PCT.	OVERALL W-L	PCT.
Ole Miss	19-11	.633	48-21	.696
LSU	17-11-1	.603	46-16-1	.738
Mississippi State	18-12	.600	39-24	.619
Arkansas	16-14	.533	40-25	.615
Alabama	15-14	.517	37-24	.607
Texas A&M	14-16	.467	36-26	.581
Auburn	10-20	.333	28-28	.500



Jake Fraley



Alden Cartwright

Batting

Team	AVG	G	AB	R	H	2B	3B	HR	RBI	TB	SLG%	BB	HBP	SO	GDP	OB%	SF	SH	SB	ATT	PO	A	E	FLD%
Kentucky	.299	62	2193	472	655	121	11	60	423	978	.446	268	109	406	40	.398	26	30	67	86	1670	691	77	.968
Ole Miss	.297	69	2425	406	720	121	15	42	366	997	.411	226	66	398	47	.367	37	39	91	124	1894	731	74	.973
LSU	.287	63	2098	394	602	117	14	41	360	870	.415	223	61	274	40	.367	32	53	49	74	1685	615	57	.976
Texas A&M	.286	62	2123	329	607	98	12	25	298	804	.379	223	46	318	46	.362	28	39	65	89	1662	619	68	.971
South Carolina	.281	62	2098	330	589	90	5	31	300	782	.373	242	38	345	45	.361	28	41	47	65	1668	620	59	.975
Vanderbilt	.278	72	2360	403	655	145	14	22	351	894	.379	269	80	463	38	.366	33	66	120	166	1919	766	69	.975
Tennessee	.275	54	1828	306	503	82	16	21	268	680	.372	217	48	349	29	.363	24	54	93	121	1481	615	62	.971
Alabama	.275	61	2076	305	571	89	8	42	277	802	.386	178	68	395	39	.348	27	41	31	44	1636	700	64	.973
Mississippi State	.275	63	2094	311	575	70	9	16	282	711	.340	273	61	372	37	.369	36	60	68	95	1714	766	48	.981
Auburn	.270	56	1838	235	497	65	9	15	212	625	.340	192	76	298	36	.360	19	51	80	118	1503	592	65	.970
Florida	.267	63	2077	289	554	76	9	26	260	726	.350	229	60	348	54	.351	34	60	57	84	1724	719	62	.975
Arkansas	.263	65	2101	323	552	92	9	28	294	746	.355	219	85	397	36	.351	36	54	56	72	1726	722	73	.971
Georgia	.256	56	1893	253	484	69	7	13	210	606	.320	224	48	398	35	.346	17	25	42	60	1504	619	74	.966
Missouri	.242	53	1784	196	432	75	7	10	170	551	.309	191	43	373	40	.327	17	31	40	62	1435	583	66	.968

Pitching

Team	ERA	W	L	G	CG	SHO	CBO	SV	IP	H	R	ER	BB	SO	2B	3B	HR	AB	B/Avg	WP	HBP	BK	SFA	SHA
South Carolina	2.43	44	18	62	2	13	12	15	556.0	468	183	150	156	473	51	3	21	2048	.229	19	36	4	10	45
LSU	2.60	46	16	63	3	17	16	16	561.2	436	180	162	178	443	63	2	22	1999	.218	21	47	1	23	50
Arkansas	2.63	40	25	65	6	10	10	14	575.1	440	206	168	210	435	65	3	22	2052	.214	44	59	8	14	37
Ole Miss	2.72	48	21	69	3	4	2	17	631.1	572	232	191	190	503	89	5	22	2330	.245	31	50	6	26	65
Vanderbilt	2.90	51	21	72	3	8	7	21	639.2	486	252	206	245	636	66	24	16	2296	.212	63	61	6	21	43
Mississippi State	3.06	39	24	63	4	8	7	16	571.1	514	228	194	211	513	79	8	13	2125	.242	70	60	6	16	46
Alabama	3.19	37	24	61	5	7	6	13	545.1	435	223	193	241	406	53	10	20	1942	.224	48	60	10	21	48
Florida	3.27	40	23	63	1	7	6	20	574.2	548	240	209	174	435	95	4	34	2169	.253	38	60	10	12	52
Auburn	3.34	28	28	56	4	5	3	8	501.2	482	228	186	167	333	84	8	14	1897	.254	39	37	4	15	45
Tennessee	3.41	31	23	54	0	4	4	14	493.2	439	240	187	209	373	93	12	29	1814	.242	42	51	2	17	44
Texas A&M	3.67	36	26	62	2	5	5	9	554.0	555	253	226	190	463	78	11	18	2104	.264	45	47	7	23	60
Kentucky	4.03	37	25	62	2	5	4	12	556.2	591	319	249	192	375	92	10	36	2151	.275	53	45	12	27	47
Missouri	4.03	20	32	53	3	2	2	11	478.1	518	250	214	127	345	81	13	19	1857	.279	29	42	9	16	34
Georgia	4.33	26	29	56	4	3	2	5	501.1	511	293	241	224	337	88	6	19	1912	.267	69	40	5	21	41

Fielding

Team	C	PO	A	E	FLD%	DPs	SBA	CSB	SBA%	PB	CI
Mississippi State	2528	1714	766	48	.981	49	52	18	.743	14	2
LSU	2357	1685	615	57	.976	44	43	29	.597	7	2
Florida	2505	1724	719	62	.975	56	52	17	.754	3	0
Vanderbilt	2754	1919	766	69	.975	55	49	18	.731	18	4
South Carolina	2347	1668	620	59	.975	47	40	17	.702	7	0
Alabama	2400	1636	700	64	.973	58	45	29	.608	12	2
Ole Miss	2699	1894	731	74	.973	61	49	14	.778	6	0
Tennessee	2158	1481	615	62	.971	39	31	24	.564	8	0
Texas A&M	2349	1662	619	68	.971	34	54	23	.701	11	0
Arkansas	2521	1726	722	73	.971	61	43	25	.632	14	2
Auburn	2160	1503	592	65	.970	51	33	23	.589	14	0
Kentucky	2438	1670	691	77	.968	61	38	19	.667	10	1
Missouri	2084	1435	583	66	.968	41	66	20	.767	6	2
Georgia	2197	1504	619	74	.966	53	43	12	.782	9	0

Batting Leaders

BATTING AVG.

Brett Pirtle, MS	.363
Jordan Ebert, AU	.353
Will Allen, UM	.339
Bryan Reynolds, VU	.338
A.J. Reed, UK	.336
Kyle Martin, SC	.336
Auston Bousfield, UM	.336
Andrew Stevenson, LSU	.335

SLUGGING PCT.

A.J. Reed, UK	.735
Christin Stewart, UT	.541
Sikes Orvis, UM	.540
Sean McMullen, LSU	.507
Will Allen, UM	.502

ON BASE PCT.

A.J. Reed, UK	.476
Max Kuhn, UK	.437
Brett Pirtle, MS	.437
Damek Tomscha, AU	.436
Austen Smith, UA	.426

RUNS SCORED

Max Kuhn, UK	68
Dansby Swanson, VU	63
Auston Bousfield, UM	61
A.J. Reed, UK	60
Austin Cousino, UK	58

HITS

Auston Bousfield, UM	96
Bryan Reynolds, VU	95
Dansby Swanson, VU	94
Will Allen, UM	94
Austin Anderson, UM	87
Brett Pirtle, MS	87

RBI

A.J. Reed, UK	73
Will Allen, UM	64
Max Kuhn, UK	58
Bryan Reynolds, VU	54
Sikes Orvis, UM	53

DOUBLES

Dansby Swanson, VU	27
Bryan Reynolds, VU	24
Will Allen, UM	24
Christin Stewart, UT	19
Wade Wass, UA	19

TRIPLES

Christin Stewart, UT	6
Andrew Stevenson, LSU	5
C.T. Bradford, MS	5
Austin Cousino, UK	4
Will Jamison, UM	4
Rhett Wiseman, VU	4

HOME RUNS

A.J. Reed, UK	23
Sikes Orvis, UM	14
Ben Moore, UA	9
Eric Fisher, AR	9
Grayson Greiner, SC	8
Max Kuhn, UK	8
Micheal Thomas, UK	8
Logan Nottebrok, AM	8

TOTAL BASES

A.J. Reed, UK	164
Will Allen, UM	139
Auston Bousfield, UM	136
Bryan Reynolds, VU	135
Dansby Swanson, VU	134

WALKS

A.J. Reed, UK	49
Max Kuhn, UK	43
Vince Conde, VU	41
Sean McMullen, LSU	37
Sikes Orvis, UM	37
Dansby Swanson, VU	37

STOLEN BASES

Braxton Lee, UM	30
Will Maddox, UT	24
Dansby Swanson, VU	22
Tanner English, SC	21
Auston Bousfield, UM	19
Austin Cousino, UK	19

Pitching Leaders

ERA

Aaron Nola, LSU	1.47
Carson Fulmer, VU	1.98
Jalen Beeks, AR	1.98
Keegan Thompson, AU	2.01
Christian Trent, UM	2.05

OPPOSING BATTING AVG.

Aaron Nola, LSU	.172
Andy Cox, UT	.178
Spencer Turnbull, UA	.192
Keegan Thompson, AU	.192
Carson Fulmer, VU	.195

INNINGS PITCHED

Aaron Nola, LSU	116.1
Chris Ellis, UM	116.1
Tyler Beede, VU	113.1
A.J. Reed, UK	112.0
Ross Mitchell, MS	110.1

BATTERS STRUCK OUT

Aaron Nola, LSU	134
Tyler Beede, VU	116
Walker Buehler, VU	111
Jacob Lindgren, MS	100
Jordan Montgomery, SC	95
Carson Fulmer, VU	95
Daniel Mengden, AM	95

WINS

Walker Buehler, VU	12
A.J. Reed, UK	12
Aaron Nola, LSU	11
Chris Ellis, UM	10
Christian Trent, UM	9
Jared Poche', LSU	9
Chris Oliver, AR	9
Dillon Ortman, AU	9

SAVES

Joel Seddon, SC	14
Thomas Burrows, UA	11
Carson Fulmer, VU	10
Keaton Steele, MO	9
Joe Broussard, LSU	8

APPEARANCES

Andrew Vinson, AM	32
Joe Broussard, LSU	32
Kirby Snead, UF	32
Austin Tribby, MO	31
Zac Person, LSU	31

GAMES STARTED

Tyler Beede, VU	19
Sam Smith, UM	18
Chris Ellis, UM	18
Christian Trent, UM	17
Aaron Nola, LSU	16
Jared Poche', LSU	16

(seven others tied at 16)

2014 All-SEC Team

(as selected by the league coaches)

FIRST TEAM

1B - Sikes Orvis, Ole Miss
2B - Dansby Swanson, Vanderbilt
3B - Austin Anderson, Ole Miss
SS - Vince Conde, Vanderbilt
C - Taylor Gushue, Florida
OF - Auston Bousfield, Ole Miss
OF - Ka'ai Tom, Kentucky
OF - Christin Stewart, Tennessee
DH/UTL - A.J. Reed, Kentucky
P - Aaron Nola, LSU
P - Logan Shore, Florida
RP - Jacob Lindgren, Mississippi State

SECOND TEAM

1B - Eric Fisher, Arkansas
2B - Brett Pirtle, Mississippi State
3B - Max Kuhn, Kentucky
SS - Alex Bregman, LSU
C - Will Allen, Ole Miss
OF - Ben Moore, Alabama
OF - Harrison Bader, Florida
OF - Nick Banks, Texas A&M
DH/UTL - Wade Wass, Alabama
P - Ross Mitchell, Mississippi State
P - Carson Fulmer, Vanderbilt
RP - Joel Seddon, South Carolina

Player of the Year - A.J. Reed, Kentucky

Pitcher of the Year - **Aaron Nola, LSU**

Freshman of the Year - Logan Shore, Florida

Scholar-Athlete of the Year - Seth Heck, Mississippi State

Coach of the Year - Kevin O'Sullivan, Florida

2014 Freshman All-SEC Team

(as selected by the league coaches)

1B - Peter Alonso, Florida
2B - JaVon Shelby, Kentucky
3B - John Sternagel, Florida
SS - Errol Robinson, Ole Miss
C - Gavin Collins, Mississippi State
OF - Nick Banks, Texas A&M
OF - Bryan Reynolds, Vanderbilt
OF - Andrew Benintendi, Arkansas
DH/UTL - Nick Senzel, Tennessee
P - Logan Shore, Florida
P - Keegan Thompson, Auburn
RP - Thomas Burrows, Alabama

2014 SEC All-Tournament Team

(as selected by the media)

P - Jared Poche', LSU

P - Aaron Nola, LSU; Karsten Whitson, Florida

C - Kade Scivicque, LSU; Gavin Collins, Mississippi State

1B - Tyler Moore, LSU

2B - Conner Hale, LSU

3B - Josh Tobias, Florida; Austin Anderson, Ole Miss

SS - Alex Bregman, LSU

OF - Harrison Bader, Florida

OF - Mark Laird, LSU

OF - C.T. Bradford, Mississippi State

DH - Sean McMullen, LSU

Most Valuable Player - Tyler Moore, LSU

SEC Tournament Championship Game

Final Score: LSU 2, Florida 0

The Early Years



LSU's 1900 Baseball Team

Louisiana State University has a colorful 122-year (119 seasons) baseball history which began with the first team in 1893 and has continued uninterrupted since 1905.

Although baseball was played at LSU prior to 1893, no contests had been scheduled with any clubs outside of Baton Rouge. The team of 1892 won all of its games against local competition.

On May 13, 1893, in connection with a military field day, LSU was engaged in its first intercollegiate athletic contest and defeated the nine from Tulane University.

That was the only game of 1893 and captain E.B. Young, in selecting materials for uniforms to be used for the May 13 contest, chose the colors of Old Gold and Purple. The baseball squad of 1893 had the honor of first wearing the colors that later were adopted as the official University colors.

In 1904, a game was scheduled to start the year against a local professional club. That game, however, was cancelled when the Tiger captain and manager resigned upon the refusal of the university president to grant permission for the cadets to attend the contest. The team disbanded and no further contests were played that year.

In 1915 C.C. "Doc" Stroud took over as Tiger coach and eventually became the first man to lead LSU for more than two seasons. In 1919 Stroud led LSU to a 12-4 campaign, a mark that had been bettered only one time before and would not be surpassed again until 1936. In that 1919 season, the Tigers had a fine young pitcher named Tom Staples who threw a perfect game in a 9-0 win over Louisiana College. He also pitched and won both games of a doubleheader that same year.

In 1927 Harry Rabenhorst was named head coach and served in that capacity until 1956, with the exception of a three-year period from 1943-45. During that three-year span, A.L. Swanson was the Tigers' field manager. In Swanson's first year, the Tigers lost their first three games of the season, but

bounced back to win 12 of the next 16 and LSU's second SEC championship.

The first SEC title came back to LSU in 1939 under Rabenhorst. The '39 team was one of LSU's best as it posted a 22-5 record for an .815 winning percentage. The team was led by first baseman Paul Brotherton, outfielder Ken Kavanaugh, Sr. and pitcher Jesse Danna, and had a winning streak of 13 games before losing to Minnesota in a swing through the Western (Big 10) Conference.

Besides the 1939 and 1943 championships, LSU also won conference titles in 1946 - under Rabenhorst - and in 1961 under Ray Didier, but not again until 1975 under Jim Smith. During Smith's tenure, however, the Tigers won or tied for the SEC Western Division title on three occasions.

The 1975 team became the first LSU squad to participate in the NCAA Tournament, as the Tigers played in the South Regional at Starkville, Miss. LSU won its first regional game over Murray State, but was eliminated from the tournament after consecutive losses to Florida State and Miami (Fla.).



Former LSU infielder Alvin Dark managed five Major League teams.



1939 SEC Champions



Joe Bill Adcock enjoyed a 17-year big league career.

LSU coaches in the early years supplemented their collegiate schedules with competition against professional opponents. This gave the Tigers excellent chances to gain experience, but rare chances for victory. Among the Tigers' most noteworthy losses was a 17-7 defeat at the hands of the Chicago White Sox in 1925. Other pro opponents included the Detroit, Cleveland, New York and St. Louis major league teams, Indianapolis of the American Association, Nashville and New Orleans of the Southern Association, plus several teams from Louisiana's celebrated Class "C" Evangeline League.


Through the early years, numerous Tigers made it into the professional ranks. Roland Howell in 1912 was the first Tiger known to have signed a pro contract. Many players from LSU subsequently made their marks in the Major Leagues, including Walker Cress, Cincinnati Reds; Dave Madison, Detroit Tigers; Buddy Blair, Philadelphia Athletics; Mark Freeman, New York Yankees; Connie Ryan, Boston Braves; Alvin Dark, New York Giants; Joe Bill Adcock, Milwaukee Braves; Art Swanson, Pittsburgh Pirates; Mike Miley, California Angels; and Randy Wiles, Chicago White Sox.

Those and other outstanding players performed on a number of diamonds on the LSU campus. In 1929, the Tigers' home games were played on a field located on the Campanile Parade Grounds. In 1936, the playing field was located



1961 SEC Champions

north of the football stadium and was equipped with wooden bleachers. In 1938, LSU baseball moved into what was later named Alex Box Stadium, the home of the Fighting Tigers for 70 years (1938-2008).



Tom Staples (middle) fired a perfect game in 1919 against Louisiana College.

The Skip Bertman Years

1984-2001



To Skip Bertman, striving for excellence isn't just a catchy motto or slogan; it's how he has approached every task he has undertaken in his life — from his playing days at the University of Miami, to his highly-successful 11-year stint as head baseball coach at Miami Beach High School, to his eight years as associate head coach at UM, to his remarkable 18-year tenure (1984-2001) as LSU's baseball coach.

Bertman, who also served a seven-year term (2001-08) as LSU's athletics director, led the Tigers to five College World Series titles and a sterling 870-330-3 mark (.724) in 18 seasons, giving him the highest all-time winning percentage among SEC coaches. Bertman also had the fourth-highest winning percentage among active NCAA coaches at the time of his retirement. Bertman, USC legend Rod Dedeaux and Augie Garrido of Texas are the only coaches in NCAA history to win five national championships.

In addition to the five national championships (1991, 1993, 1996, 1997, 2000) Bertman's LSU teams also claimed seven SEC championships, nine 50-win seasons, 11 CWS berths and six SEC Tournament championships.

Bertman's jersey #15 has been retired by LSU — the first baseball number to receive that designation from the university — and the street in front of the original Alex Box Stadium was re-named Skip Bertman Drive. Bertman was inducted into the American Baseball Coaches Association Hall of Fame



Skip Bertman guided the U.S. to the bronze medal at the 1996 Olympics in Atlanta.

in January 2003, the College Baseball Hall of Fame in July 2006 and the LSU Athletic Hall of Fame in September 2011.

As much as LSU's dominance can be attributed to Bertman, the players have also had a huge part in that success. During Bertman's tenure at LSU, more than 100 players were drafted into professional baseball, with 41 Tigers reaching the major leagues. Bertman produced 11 first-team All-America performers, and more importantly, nearly 100 percent of those who played for at least four years in the Tiger program earned their LSU degrees.

Bertman came to LSU after a highly successful eight-year stint at Miami, where he was associate head coach and pitching coach under Hall of Fame coach Ron Fraser. The Bertman-Fraser partnership produced 427 wins and five berths in the CWS, including the Hurricanes' first national championship in 1982. Bertman's recruiting also laid much of the groundwork for Miami's second national championship in 1985, which was Bertman's second year at LSU.

Bertman was also an accomplished international coach, serving as pitching coach on the 1988 United States gold-medal squad, then leading the USA as head coach to the bronze medal at the 1996 Olympic Games in Atlanta.

Bertman has authored two books (Coaching Youth League Baseball and Skip: The Man and the System), produced a motivational video (Motivation and Teamwork: Winning the Big One), and has been a featured speaker and clinician at banquets, civic organizations and youth groups around the country.

Bertman's Era of Excellence as LSU's baseball coach ended in June 2001, but his service to the university continued on a more comprehensive level. On January 19, 2001, the LSU Board of Supervisors paved the way for another Bertman era, as the panel

unanimously approved LSU Chancellor Mark Emmert's selection of Bertman to be the school's seventh permanent athletics director since LSU became a charter member of the Southeastern Conference in 1933. Bertman assumed his duties as athletics director on August 6, 2001.

As athletics director, Bertman supervised a highly successful 20-sport program. With a diverse and talented coaching staff as well as some of the best facilities in the nation, Bertman enhanced LSU's status as one of the best athletics programs in the country.



In the Hall

Skip Bertman was inducted July 4, 2006 into the College Baseball Hall of Fame in Lubbock, Texas. Bertman was one of 10 members of the Hall's first class.

Skip Bertman



Skip Bertman served as LSU's director of athletics from 2001-08.



Skip Bertman and his wife, Sandy, acknowledge the Alex Box Stadium crowd after Bertman's final regular-season home game in May 2001.



Skip Bertman was inducted on July 4, 2006 into the College Baseball Hall of Fame in Lubbock, Texas.



Two of the three men to win five College World Series titles: LSU's Skip Bertman and former Southern California coach Rod Dedeaux.

LSU Superlatives Under Skip Bertman

Five NCAA College World Series Championships
1991, 1993, 1996, 1997, 2000

11 CWS Appearances
1986, 1987, 1989, 1990, 1991, 1993, 1994, 1996, 1997, 1998, 2000


16 NCAA Tournament Berths
1985, 1986, 1987, 1989, 1990, 1991, 1992, 1993, 1994, 1995, 1996, 1997, 1998, 1999, 2000, 2001

Seven Southeastern Conference Championships
1986, 1990, 1991, 1992, 1993, 1996, 1997

Six SEC Tournament Titles
1986, 1990, 1992, 1993, 1994, 2000

Nine SEC Western Division Championships
1985, 1992, 1993, 1994, 1996, 1997, 1998, 2000, 2001

Nine 50-Win Seasons
1986, 1989, 1990, 1991, 1992, 1993, 1996, 1997, 2000



Skip Bertman throws out the ceremonial first pitch at the first game in the New Alex Box Stadium on February 20, 2009.

Bertman's Big Leaguers

Skip Bertman coached 41 future Major Leaguers during his LSU tenure, including five MLB All-Stars – outfielder Albert Belle (Indians, White Sox), pitcher Paul Byrd (Phillies), pitcher Brian Wilson (Giants), outfielder Brad Hawpe (Rockies) and infielder Aaron Hill (Blue Jays). Bertman also coached the No. 1 pick in the 1989 MLB Draft, pitcher Ben McDonald, who was selected by the Orioles.

Two of Bertman's former LSU Tigers – Aaron Hill (Diamondbacks) and Brian Wilson (Dodgers) appeared on MLB rosters in 2014.

Nine Bertman-coached LSU players have played on MLB World Series championship teams – pitcher Mark Guthrie (Twins), pitcher Eddie Yarnall (Yankees), pitcher Randy Keisler (Yankees), pitcher Russ Springer (Diamondbacks), pitcher Curtis Leskanic (Red Sox), pitcher Brian Wilson (Giants), infielder Mike Fontenot (Giants), pitcher Brian Tallet (Cardinals) and infielder Ryan Theriot (Cardinals, Giants).

Bertman Year-by-Year

SEASON	OVERALL RECORD	SEC RECORD	NATIONAL FINISH
1984	32-23	12-12 (3rd, West)	NR
1985	41-18	17-7 (1st, West)	20th
1986	55-14	22-5 (1st)	5th
1987	49-19	12-10 (5th)	4th
1988	39-21	16-11 (5th)	NR
1990	54-19	20-7 (1st)	3rd
1991	55-18	19-7 (1st)	1st
1992	50-16	18-6 (1st)	6th
1993	53-17-1	18-8-1 (1st)	1st
1994	46-20	21-6 (2nd)	7th
1995	47-18	17-12 (5th)	14th
1996	52-15	20-10 (1st)	1st
1997	57-13	22-7 (1st)	1st
1998	48-19	21-9 (2nd)	3rd
1999	41-24-1	18-11-1 (3rd)	14th
2000	52-17	19-10 (2nd)	1st
2001	44-22-1	18-12 (2nd)	9th
TOTALS	870-330-3 (.724)	328-159-2 (.673)	



Coach Bertman with actor Kevin Costner at the 2000 CWS.



Skip Bertman celebrates his first national title in 1991 (above) and his fifth national title in 2000 (below).



Skip Bertman stands in front of his display case in the LSU Baseball Hall of Fame.



Skip Bertman recorded a .690 (29-13) winning percentage in College World Series games.



Warren Morris' ninth-inning homer lifted LSU to the 1996 CWS title.

LSU Appearances in Final National Rankings

YEAR	COLLEGIATE BASEBALL	BASEBALL AMERICA	ESPN/ USA TODAY
1961	22		
1975	19		
1985	24	20	
1986	5	5	
1987	4	4	
1988	NR	NR	
1989	4	7	
1990	4	4	
1991	1	1	
1992	9	6	8
1993	1	1	1
1994	7	10	7
1995	18	15	14
1996	1	1	1
1997	1	1	1
1998	3	4	3
1999	14	16	16
2000	1	1	1
2001	10	9	9
2002	11	11	11
2003	7	5	6
2004	8	7	6
2005	19	18	18
2006	NR	NR	NR
2007	NR	NR	NR
2008	6	6	6
2009	1	1	1
2010	25	NR	25
2011	NR	NR	NR
2012	9	9	11
2013	7	5	6
2014	21	22	16

SEC Teams in the College World Series

TEAM	APP.	WON	LOST	PCT.	1ST	2ND
LSU	16	35	22	.614	6	0
Miss. State	9	10	18	.357	0	1
Florida	8	11	17	.393	0	2
Georgia	6	10	11	.476	1	1
South Carolina	6	23	10	.697	2	2
Alabama	5	11	10	.524	0	2
Ole Miss	5	5	10	.333	0	0
Auburn	4	3	8	.273	0	0
Tennessee	4	8	8	.500	0	1
Arkansas	3	4	6	.400	0	0
Vanderbilt	2	7	4	.636	1	0
TOTALS	68	127	127	.500	10	9

*PRIOR TO SEC MEMBERSHIP

Missouri	6	18	11	.621	1	3
South Carolina	5	9	10	.474	0	2
Arkansas	4	7	8	.467	0	1
Texas A&M	5	2	10	.167	0	0

*Note: Arkansas, South Carolina, Texas A&M and Missouri totals not counted in SEC totals prior to SEC membership

SEC Teams in the NCAA Tournament

TEAM	APP.	WON	LOST	PCT.
LSU	27	134	53	.717
South Carolina	18	80	36	.690
Georgia	11	48	30	.615
Tennessee	10	31	21	.596
Alabama	24	57	39	.594
Vanderbilt	13	42	29	.592
Miss. State	32	87	62	.584
Florida	30	85	64	.570
Ole Miss	19	51	40	.560
Texas A&M	2	5	4	.556
Arkansas	17	41	37	.526
Auburn	18	42	39	.519
Kentucky	8	14	16	.467
TOTALS	229	718	470	.604

*PRIOR TO SEC MEMBERSHIP

South Carolina	12	48	27	.640
Arkansas	10	25	21	.543
Texas A&M	28	62	63	.496
Missouri	22	43	45	.489

*Note: Arkansas, South Carolina, Texas A&M and Missouri totals not counted in SEC totals prior to SEC membership

College World Series Titles

Southern California	12
LSU	6
Texas	6
Arizona State	5
Miami (Fla.)	4
Cal State Fullerton	4
Arizona	4
Minnesota	3
South Carolina	2
California	2
Michigan	2
Oklahoma	2
Stanford	2
Oregon State	2

NCAA Tournament Winning Percentage

LSU	.717 (134-53)
Southern California	.715 (171-68)
Arizona State	.680 (157-74)
Texas	.671 (233-114)
South Carolina	.670 (128-63)
Stanford	.664 (140-71)
Miami (Fla.)	.659 (180-93)



LSU has made 16 CWS appearances since 1986.

CWS Winning Percentage

Southern California	74-26	.740
Minnesota	17-7	.708
Missouri	18-11	.621
Oregon State	13-8	.619
Arizona State	61-38	.616
South Carolina	32-20	.615
LSU	35-22	.614
Wichita State	16-11	.593
Texas	85-59	.590
Arizona	38-27	.585
Stanford	40-29	.580
Cal State Fullerton	34-27	.557
Miami (Fla.)	47-38	.553

CWS Appearances

Texas	35
Miami (Fla.)	23
Arizona State	22
Southern California	21
Florida State	21
Oklahoma State	19
LSU	16
Stanford	16
Cal State Fullerton	16
Arizona	16

Coaches' CWS Winning Percentage

(min. 20 games)

Rod Dedeaux, Southern California	.789 (60-16)
Bobby Winkles, Arizona State	.762 (16-5)
Dick Siebert, Minnesota	.708 (17-7)
Ray Tanner, South Carolina	.697 (23-10)
Skip Bertman, LSU	.690 (29-13)
Jerry Kindall, Arizona	.682 (15-7)
Augie Garrido, Cal State Fullerton/Texas	.651 (41-22)
Toby Greene, Oklahoma State	.625 (15-9)
Hi Simmons, Missouri	.621 (18-11)
Jim Brock, Arizona State	.600 (36-24)
Cliff Gustafson, Texas	.595 (44-30)
Gene Stephenson, Wichita State	.593 (16-11)
Mark Marquess, Stanford	.590 (36-25)
Ron Fraser, Miami (Fla.)	.553 (26-21)
Jim Morris, Miami (Fla.)	.553 (21-17)
Bibb Falk, Texas	.541 (20-17)

Coaches' CWS Victories


Rod Dedeaux, Southern California	60
Cliff Gustafson, Texas	44
Augie Garrido, Cal State Fullerton/Texas	41
Jim Brock, Arizona State	36
Mark Marquess, Stanford	36
Skip Bertman, LSU	29
Ron Fraser, Miami (Fla.)	26
Ray Tanner, South Carolina	23
Jim Morris, Miami (Fla.)	21
Bibb Falk, Texas	20
Gary Ward, Oklahoma State	19
Mike Martin, Florida State	18
Hi Simmons, Missouri	18
Frank Sancet, Arizona	17
Dick Siebert, Minnesota	17
Bobby Winkles, Arizona State	16
Gene Stephenson, Wichita State	16

Consecutive Regional Appearances

Miami (Fla.)	42 (1973-2014)
Florida State	37 (1978-2014)
Cal State Fullerton	23 (1992-2014)
Clemson	21 (1987-2007)
Rice	20 (1995-2014)
Oklahoma State	19 (1981-1999)
Texas	18 (1979-1996)
LSU	17 (1989-2005)
Oral Roberts	15 (1998-2012)
Northern Colorado	15 (1952-1966)
South Carolina	15 (2000-2014)

NCAA Super Regional Appearances

Florida State	13
Cal State Fullerton	11
South Carolina	11
LSU	10
Miami (Fla.)	10
Rice	10
Stanford	10
Clemson	9
Texas	9
Arizona State	7
North Carolina	7
Florida	6



Todd Walker, the 1993 College World Series MVP, enjoyed an 11-year Major League career.

1991

FINAL RECORD: 55-18

PLAYERS

Dale Adams, C
 Adrian Antonini, C
 Tim Bauer, C
 Harry Berrios, OF
 Tiger Blackwell, OF
 Paul Byrd, RHP
 Matt Chamberlain, RHP
 Keyaan Cook, INF
 Rich Cordani, OF
 Luis Garcia, INF
 Pat Garrity, DH
 Mike Graham, OF
 Rick Greene, RHP
 David Herry, RHP
 Gary Hymel, C
 Tookie Johnson, 2B
 Mark LaRosa, LHP
 Bhrett McCabe, RHP
 Chris Moock, 3B
 Gregg Moock, RHP
 Lyle Mouton, RF
 Jared Mula, OF
 Jeff Naquin, RHP
 Mike Neal, INF
 Chad Ogea, RHP
 Ronnie Rantz, LHP
 Armando Rios, CF
 Henri Saunders, RHP
 Andy Sheets, SS
 Mike Sirotko, LHP
 Johnny Tellechea, 1B

COACHES

Skip Bertman - Head Coach
 Smoke Laval - Asst. Coach
 Beetle Bailey - Asst. Coach
 Dan Canevari - Asst. Coach
 Gregg Patterson - Student Asst. Coach

MANAGERS

Russ Rome
 Mike Biandolillo

TRAINERS

Andy Sonnier
 Scott Newman



LSU completed a magnificent 1991 season with a 55-18 record as the Tigers captured their first baseball national title and the 19th overall national championship for the school.

Head coach Skip Bertman directed the Tigers to the 1991 NCAA title after having led his team to the College World Series in five of the past six seasons. Bertman was recognized as the National Coach of the Year by Collegiate Baseball magazine shortly after LSU's World Series victory.

The Tigers became

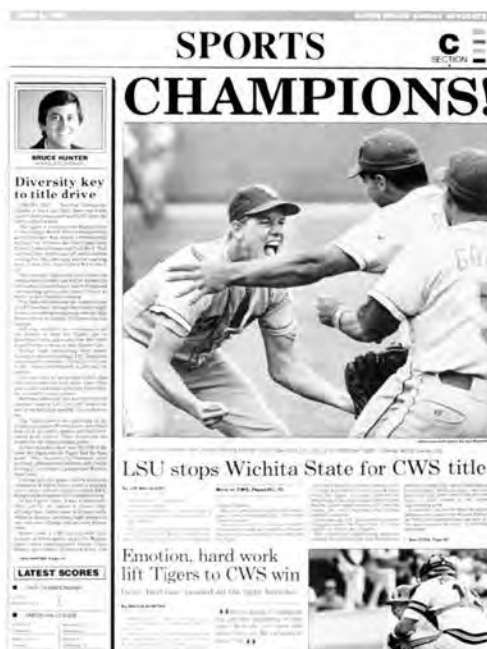
the first team since Miami (Fla.) in 1982 to win the national title without a loss in the NCAA Tournament; LSU won eight consecutive games in the tournament, including four in the South Regional and four in the College World Series.

As a team, the Tigers set a College World Series record by averaging 12 runs per game, breaking the previous mark of 11 per contest established by Notre Dame in 1957.

LSU also set a new Series mark with a team fielding percentage of .993. The Tigers committed only one error in 148 chances.

LSU equaled the College World Series mark for most home runs with nine, tying the record set by Arizona State in 1981. Catcher Gary Hymel blasted four homers, rightfielder Lyle Mouton belted three, designated hitter Pat Garrity contributed one and centerfielder Armando Rios launched a two-run shot in the championship game win over Wichita State.

The Tigers outscored their four Series opponents, 48-15, while recording a team batting average of .329, including five doubles, four triples and nine home runs.



The June 9, 1991, headline of the Baton Rouge Sunday Advocate heralds LSU's CWS title.



All-American Chad Ogea pitched the Tigers to victory in the CWS final against Wichita State.

Hymel was named the Most Outstanding Player of the Series, as he batted .500 with four homers and 10 RBI. Hymel finished the season with a .310 batting average and a school-record 25 home runs to go along with 79 RBI. Hymel, Mouton, pitcher Chad Ogea and first baseman Johnny Tellechea were named to the College World Series All-Tournament team.

Mouton batted .429 in the Series with three homers and 10 RBI; Ogea earned wins over Florida and Wichita State, compiling a 1.74 ERA in 10 1/3 innings; Tellechea hit .438 with two doubles, one RBI and five runs.

LSU culminated its championship year on July 9, 1991, with a trip to the White House. President George Bush recognized the Tigers in a special Rose Garden ceremony which also honored major league legends Joe DiMaggio and Ted Williams. LSU became only the third collegiate baseball team to receive an invitation to the White House.

1991 COLLEGE WORLD SERIES FACTS

CWS Records Set By LSU

Team Series

Most Runs Per Game - 12 (48 runs in four games)

Highest Slugging Percentage - .603 (88 total bases/146 at-bats)

Highest Fielding Percentage - .993 (one error in 148 chances)

Team Single Game

Most Players Used (Both Teams) - 38, LSU vs. Florida (June 5)

Team Championship Game

Most Hit Batsmen - 3, LSU vs. Wichita State (June 8)

Championship Game Attendance

16,612 - LSU vs. Wichita State (June 8)

Individual Series

Highest Slugging Percentage - 1.357 (19 total bases/14 at-bats), Gary Hymel

CWS Records Tied By LSU

Team Series

Most Home Runs - 9 (four games)

Team Championship Game

Most Sacrifice Flies - 1, LSU vs. Wichita State (June 8)

Most Sacrifice Flies (Both Teams) - 2, LSU (1) vs. Wichita St. (1)

Most Hit Batters (Both Teams) - 3, LSU (0) vs. Wichita State (3)

Individual Series

Most Home Runs - 4, Gary Hymel (four games)

Most Hit by Pitch - 3, Gary Hymel (four games)

Individual Championship Game

Most Sacrifice Flies - 1, Rich Cordani, LSU vs. Wichita State

Individual Career

Most Home Runs - 4, Gary Hymel (1990-91)

4, Lyle Mouton (1990-91)

1991 College World Series All-Tournament Team

Catcher Gary Hymel, LSU

First Base Johnny Tellechea, LSU

Second Base Mike McCafferty, Creighton

Third Base Jason Giambi, Long Beach State

Shortstop Kevin Polcovich, Florida

Outfield Lyle Mouton, LSU

Outfield Jim Audley, Wichita State

Outfield Steve Hinton, Creighton

Designated Hitter Mario Linares, Florida

Pitcher Kennie Steenstra, Wichita State

Pitcher Chad Ogea, LSU

Most Outstanding Player

Gary Hymel, LSU

(Right) Pitcher Paul Byrd holds the championship trophy during the celebration at Alex Box Stadium.

(Below) President George Bush saluted the Tigers in a Rose Garden ceremony which also honored baseball legends Joe DiMaggio and Ted Williams.

The Tigers gave the President an LSU jersey embroidered with the No. 2, Bush's jersey number as a college baseball player at Yale.



Assistant Coach Smoke Laval meets with President Bush.



LSU outscored its four CWS opponents, 48-15.

LSU 8, Florida 1 - May 31, 1991

ROSENBLATT STADIUM - OMAHA, NEB.

FLORIDA	AB	R	H	RBI	LSU	AB	R	H	RBI		
Majeski, lf	5	0	2	0	Johnson, 2b	3	2	1	0		
Polcovich, ss	2	0	1	0	Rios, cf	5	1	1	0		
Killen, 1b	4	0	0	0	Mouton, rf	4	3	3	5		
Perry, 3b	4	1	0	0	Cordani, lf	4	0	1	1		
Purvis, rf	4	0	1	0	Hymel, c	2	0	1	1		
Linares, c	3	0	0	0	Garrity, dh	3	1	1	1		
Duva, cf	3	0	0	0	Tellechea, 1b	3	0	2	0		
Bell, ph	1	0	1	0	C. Moock, 3b	4	0	1	0		
Camposano, dh	4	0	0	0	Sheets, ss	3	1	0	0		
Rich, 2b	4	0	1	0	Johnson, 2b	2	0	1	0		
TOTALS	34	1	8	0	TOTALS	31	8	11	8		
Florida	0	0	0	1	0	0	0	1	8	1	
LSU	1	0	0	2	1	0	4	0	x - 8	11	0

E-Rich. DP-Florida 4, LSU 1. LOB-Florida 9, LSU 6. 2B-Perry (2) 17. 3B-Majeski (3). HR-Mouton 2 (12), Garrity (2). SB-Majeski (24). SF-Hymel.

FLORIDA	IP	H	R	ER	BB	SO
Burke (L, 8-5)	4.0	6	3	3	1	3
Scott	2.0*	3	4	4	2	1
Pricher	1.0	2	1	1	1	0
Bonnano	1.0	0	0	0	0	0
LSU	IP	H	R	ER	BB	SO
Byrd	4.2	4	1	1	3	2
Ogea (W, 13-5)	2.1	1	0	0	0	4
LaRosa	1.0	2	0	0	0	2
Greene	1.0	1	0	0	0	1

* Scott faced three batters in seventh.
HBP-Johnson by Scott, Hymel by Pricher. WP-Burke. PB-Linares. U-Yeast, Patch, Lopina, Hagler. T-2:59. A-12,403.

LSU 15, Fresno State 3 - June 2, 1991

ROSENBLATT STADIUM - OMAHA, NEB.

LSU	AB	R	H	RBI	FRESNO STATE	AB	R	H	RBI				
Johnson, 2b	3	0	0	1	Noel, cf	5	0	1	0				
Neal, 2b	1	0	0	1	Romero, 2b	4	0	0	0				
Rios, cf	5	0	0	0	Wood, ss	4	0	3	0				
Mula, ph-cf	0	0	0	0	Td Johnson, c	4	0	1	0				
Mouton, rf	3	1	1	1	Togher, 1b	4	0	0	0				
Berrios, ph-rf	2	0	0	0	Judice, rf	2	1	0	0				
Cordani, lf	5	1	2	0	Champlin, dh	2	0	0	0				
Hymel, c	4	2	2	3	Bonifazio, ph	1	0	0	0				
Antonini, ph-c	2	0	0	0	E. Greene, ph	0	1	0	0				
Garrity, dh	3	3	1	0	Falco, 3b	4	1	2	2				
Cook, ph	1	1	1	0	Spearman, lf	3	0	0	0				
Tellechea, 1b	5	3	3	1	Brown, ph	1	0	0	1				
C. Moock, 3b	3	1	3	3									
Garcia, 3b	0	1	0	0									
Sheets, ss	4	2	2	4									
TOTALS	41	15	15	14	TOTALS	34	3	7	3				
LSU	0	3	0	4	1	3	0	0	4	-	15	1	
Fresno State	0	2	0	0	0	0	0	0	1	-	3	7	5

E-Tk Johnson, Spearman, Td Johnson, Judice, Togher, Patterson. DP-LSU 1, FSU 1. LOB-LSU 8, FSU 7. 2B-Tellechea 2 (23), C. Moock (7), Wood (17). 3B-C. Moock (3), Cook (1), Sheets (4). HR-Hymel 2 (23), Falco (11). CS-Mouton. SH-Sheets. SF-Tk Johnson.

LSU	IP	H	R	ER	BB	SO
Sirotko (W, 11-0)	6.0	5	2	2	2	2
LaRosa	2.0	1	0	0	0	0
R. Greene	1.0	1	1	1	1	1
FRESNO STATE	IP	H	R	ER	BB	SO
Saitz (L, 8-6)	3.1	6	7	5	2	2
Salazar	2.1	5	4	4	2	1
Greenlee	0.1*	1	0	0	1	0
Minor	2.0*	3	4	3	1	0
Patterson	1.0	0	0	0	1	2

* Greenlee pitcher to two batters in seventh.
Minor pitched to four batters in ninth. WP-Saitz, R. Greene. U-Rosenberry, Yeast, Pedersen, Lopina. T-2:55. A-16,329.

LSU 19, Florida 8 - June 5, 1991

ROSENBLATT STADIUM - OMAHA, NEB.

LSU	AB	R	H	RBI	FLORIDA	AB	H	R	RBI				
Johnson, 2b	5	4	3	2	Majeski, lf	5	0	1	0				
Rios, cf	3	3	0	1	Polcovich, ss	4	2	3	0				
Mula, ph-cf	1	0	0	0	MacDonald, ss	0	0	0	0				
Mouton, rf	3	2	2	4	Killen, 1b	4	2	2	1				
Berrios, ph-rf	1	1	0	0	Knight, 1b	0	0	0	0				
Cordani, lf	3	1	0	1	Perry, 3b	4	1	3	1				
Hymel, c	5	3	3	6	Russo, 3b	1	0	0	0				
Garrity, dh	4	1	0	0	Purvis, rf	5	1	1	0				
Cook, ph	1	0	0	0	Linares, c	4	2	3	6				
Tellechea, 1b	5	2	2	0	Valdes, 2b	1	0	0	0				
C. Moock, 3b	5	2	2	2	Duva, cf	4	0	0	0				
Garcia, ph-3b	1	0	1	0	Camposano, dh	4	0	0	0				
Sheets, ss	5	0	0	0	Rich, 2b	3	0	0	0				
Neal, ph-ss	1	0	1	0	Bell, c	1	0	0	0				
TOTALS	43	19	14	16	TOTALS	40	8	13	8				
LSU	3	0	0	5	5	3	0	0	3	-	19	14	0
Florida	2	0	0	0	2	0	3	1	0	-	8	13	3

E-Polcovich, Purvis, Valdes. LOB-LSU 10, Florida 8. 2B-C. Moock (8), Killen (15). HR-Hymel 2 (25), Linares 2 (14), Mouton (13). SB-Rios (4), Polcovich (20), Perry (9). SF-Cordani.

LSU	IP	H	R	ER	BB	SO
Byrd (W, 8-3)	5.0	9	4	4	2	5
Ogea	1.0	0	0	0	0	0
LaRosa	1.0	3	3	3	0	1
Herry	1.0	1	1	1	1	2
Greene	1.0	0	0	0	0	2
FLORIDA	IP	H	R	ER	BB	SO
Corbitt (L, 2-1)	3.1	6	8	8	4	1
Bonanno	0.2*	1	2	2	1	0
Pricher	4.0	4	6	3	3	3
Brennan	0.0*	1	3	2	1	0
McClellan	1.0	2	0	0	1	2

* Bonanno pitched to two batters in fifth. Brennan pitched to three batters in ninth.
HBP-Mouton and Hymel by Bonnano. WP-Herry, McClellan. PB-Hymel. U-Patch, Lopina, Rosenberry, Yeast. T-3:35. A-13,613.

LSU 6, Wichita State 3 - June 8, 1991

ROSENBLATT STADIUM - OMAHA, NEB.

LSU	AB	R	H	RBI	WICHITA STATE	AB	R	H	RBI				
Johnson, 2b	4	1	1	0	Hall, 2b	3	1	2	0				
Rios, cf	3	3	2	2	Wimmer, ss	4	0	1	0				
Mouton, rf	4	2	0	0	Audley, cf	3	1	0	1				
Cordani, lf	4	0	1	3	Mirabelli, c	3	0	0	0				
Hymel, c	3	0	1	0	T. Dreifort, rf	3	0	1	1				
Garrity, dh	4	0	2	1	Jones, 3b	3	0	0	0				
Tellechea, 1b	3	0	0	0	McClghn, dh	1	0	0	0				
C. Moock, 3b	3	0	0	0	D. Dreifort, dh	3	0	0	0				
Sheets, ss	3	0	1	0	White, 1b	4	0	0	0				
					Tilma, lf	3	1	1	1				
TOTALS	31	6	8	6	TOTALS	30	3	5	3				
LSU	2	2	0	2	0	0	0	0	0	-	6	8	0
Wichita State	1	0	0	1	0	0	0	1	0	-	3	5	1

E-Green. DP-LSU 1, WSU 3. LOB-LSU 7, WSU 5. 2B-Rios (11). 3B-Cordani (3). HR-Rios (4), Tilma (6). SB-Hall 3 (59), Wimmer (54). SF-Cordani, T. Dreifort.

LSU	IP	H	R	ER	BB	SO
Ogea (W, 14-5)	7.0*	4	3	2	4	3
Greene (S, 14)	2.0	1	0	0	0	2
WICHITA STATE	IP	H	R	ER	BB	SO
Green (L, 11-2)	3.0*	5	4	4	3	3
D. Dreifort	4.1	3	2	2	2	1
Bluma	1.2	0	0	0	0	2

* Ogea pitched to two batters in eighth. Green pitched to one batter in fourth.
HBP-Hymel by Green. Rios and C. Moock by D. Dreifort. PB-Hymel. U-Hagler, Patch, Rosenberry, Pedersen, Lopina, Yeast. T-2:54. A-16,612.

1993

FINAL RECORD: 53-17-1

PLAYERS

Kevin Ainsworth, OF
 Adrian Antonini, C
 Wade Bagley, C
 Scott Berardi, C
 Harry Berrios, OF
 Dustin Brandon, INF
 Matt Chamberlain, RHP
 Chad Cooley, OF
 Brian Daugherty, INF
 Jim Greely, OF
 Ryan Huffman, OF
 Will Hunt, LHP
 Kenny Jackson, 1B
 Russ Johnson, SS
 Tim Lanier, C
 Brett Laxton, RHP
 Antonio Leonardi-Cattolica, RHP
 Matt Malejko, RHP
 Bhrett McCabe, RHP
 Gregg Moock, RHP
 Warren Morris, INF
 Jeff Naquin, RHP
 Mike Neal, OF
 Ronnie Rantz, LHP
 Armando Rios, OF
 Trey Rutledge, RHP
 Henri Saunders, RHP
 Scott Schultz, RHP
 Tom Schwier, INF
 Mike Sirotko, LHP
 Mark Stocco, OF
 Sean Teague, RHP
 Todd Walker, 2B
 Kevin Ward, C
 Jason Williams, 3B
 Brad Wilson, INF
 Brian Winders, RHP

COACHES

Skip Bertman - Head Coach
 Smoke Laval - Asst. Coach
 Mike Bianco - Asst. Coach
 Beetle Bailey - Admin. Assistant
 Rick Smith - Volunteer Asst. Coach

MANAGERS

Dirk Decoteau
 Jason Decoteau

TRAINERS

Jim Mensch
 Stacy LeCompte



A century of baseball excellence was culminated in June, 1993, as LSU captured its second NCAA title in three years with an 8-0 victory over Wichita State in the College World Series final. In the 100th anniversary season of the Fighting Tiger program, head coach Skip Bertman and his players reinforced LSU's status as the nation's premier baseball power.

The Tigers began the 1993 campaign as the nation's No. 1 team in all three of the college baseball polls. The Tigers' pre-conference scheduled featured a 12-game winning streak which extended through the month of March as LSU prepared to defend its SEC title. The Tigers' drive to win their

fourth straight league crown was spearheaded by Todd Walker, who established an SEC single-season record with a 33-game hitting streak. The regular-season also featured a "Turn Back the Clock" game against Tulane in Alex Box Stadium, as players from both teams wore old-fashioned uniforms and used wooden bats. The Tigers defeated the Green Wave 6-3 in a game which commemorated LSU's 100-year baseball history.

LSU went on to become the first team in league annals to win four straight SEC championships and, after a 9-4 win over South Alabama in the NCAA South Regional final at Alex Box Stadium, the Tigers advanced to the College World Series for the

sixth time in eight seasons.

The Tigers returned to Omaha's Rosenblatt Stadium for another National Championship crusade. The fifth-seeded Tigers disposed of fourth-seeded Long Beach State to open the Series as left fielder Jim Greely launched two home runs and collected a personal-best five RBI. Left-hander Mike Sirotko handcuffed the 49ers with a three-hit, nine strikeout performance.

LSU posted a furious rally against top-seeded Texas A&M in the next round, overcoming a 7-2 deficit and grabbing a 9-8 lead on an eighth inning single by Armando Rios. Then, with the bases loaded, Todd Walker provided one of the series'



The June 13, 1993, headline of the Baton Rouge Advocate heralds LSU's second CWS title.



Team captain Mike Neal proclaims LSU No. 1 after the Tigers' 8-0 victory over Wichita St.



(Left) The 1993 National Champions were honored with a celebration in Tiger Stadium the morning after the CWS triumph.

(Below) Todd Walker (left), Brett Laxton (center) and Skip Bertman met with CBS reporter Lesley Visser after the CWS title game.



Mike Sirotko recorded two complete-game victories in the 1993 CWS.

most scintillating moments, unloading his third grand slam of the season to cap the 13-8 triumph.

The momentum generated by the win over the Aggies was vanquished three days later as Long Beach State rallied for an improbable 10-8 victory, striking for four runs in their final at-bat.

Now LSU faced a third meeting with Long Beach, with the winner advancing to the World Series championship game. The Tigers, on the strength of a two-run double by Rios, tied the game 5-5 in the bottom of the ninth before Walker delivered the game-winning single for a thrilling 6-5 victory. LSU was one victory away from fulfilling a season-long dream.

LSU faced Wichita State in the national championship game for the second time in three years, and unlike the first meeting in 1991, this game offered little suspense. Todd Walker's two-run homer in the first inning began LSU's surge to another World Series title. LSU added three runs in the

second inning as Armando Rios sandwiched a sacrifice fly between RBI singles by Walker and by Jason Williams.

While the Tigers bolted to the big lead, freshman right-hander Brett Laxton was in the process of making College World Series history. Relying primarily on an exploding fastball with an occasional paralyzing slider, Laxton set a CWS championship game record with 16 staggering strikeouts. Laxton limited Wichita State to a mere three hits while retiring 16 of the final 20 Shocker batters, including Wichita State's last hope, outfielder Carl Hall, who flied weakly to Harry Berrios in right field to conclude the Tigers' 8-0 triumph. For the second time in three years, an unquenchable desire for victory was LSU's most prominent characteristic as it catapulted the Tigers to college baseball's summit.

Todd Walker was named the Most Outstanding Player of the Series and was joined on the All-Tournament team by Mike Sirotko, Brett Laxton, Adrian Antonini, Jim Greely and Armando Rios. Walker, the 1993 SEC Player of the Year, recorded a conference-record 102 RBI on the season and surpassed Albert Belle as LSU's all-time RBI leader with 175.

Mike Sirotko ended a fantastic four-year career as LSU's career leader in innings pitched with 372. He tied Ben McDonald's school record with 10 complete games, including eight in his final nine starts. Laxton's dazzling performance in the national title game capped a phenomenal season as the National Freshman of the Year was 12-1 with an SEC-best 1.98 ERA.

The 1993 team was expertly guided by Skip Bertman, who for the third time in his 10-year career was named National Coach of the Year. The Tigers completed the year with a 53-17-1 record, marking LSU's fifth-straight 50-win season, a feat unmatched by any other school.

1993 COLLEGE WORLD SERIES FACTS

CWS Records Set By LSU Individual Championship Game

Most Strikeouts - 16, Brett Laxton, LSU vs. Wichita State
Most Sacrifice Flies - 2, Armando Rios, LSU vs. Wichita State

CWS Records Tied By LSU Team Championship Game

Most Sacrifice Flies - 2, LSU vs. Wichita State
Most Strikeouts (Both Teams) - 22, LSU vs. Wichita State

Individual Championship Game

Fewest Hits Allowed - 3, Brett Laxton, LSU vs. Wichita State
Most Putouts - 16, Adrian Antonini, LSU vs. Wichita State

1993 College World Series All-Tournament Team

Catcher	Adrian Antonini, LSU
First Base	Hunter Triplett, Oklahoma State
Second Base	Todd Walker, LSU
Third Base	Casey Blake, Wichita State
Shortstop	Jason Adams, Wichita State
Outfield	Jim Greely, LSU
Outfield	Jason Heath, Oklahoma State
Outfield	Armando Rios, LSU
Designated Hitter	Jeff Liefer, Long Beach State
Pitcher	Brett Laxton, LSU
Pitcher	Mike Sirotko, LSU

Most Outstanding Player

Todd Walker, LSU



The Tigers won their second NCAA title in the 100th anniversary season of LSU Baseball.

LSU 7, Long Beach State 1 - June 4, 1993

ROSENBLATT STADIUM - OMAHA, NEB.

LSU	AB	R	H	RBI	LONG BEACH ST.	AB	R	H
RBI								
Williams, 3b	3	0	1	0	Cradle, cf	4	0	1
Rios, cf	4	1	0	0	Martins, 2b	3	0	1
Johnson, ss	5	1	3	2	Swanson, 1b	3	0	0
Walker, 2b	4	0	0	0	Davis, ph	1	0	0
Berrios, rf	4	0	1	0	Curtis, rf	3	0	0
Neal, dh	4	1	1	0	Smith, dh	3	0	0
Antonini, c	2	1	0	0	Rodriguez, ss	3	0	0
Huffman, pr	0	1	0	0	Davison, lf	3	0	0
Berardi, c	0	0	0	0	Whatley, c	3	1	1
Greely, lf	4	2	2	5	Falsken, 3b	3	0	0
Jackson, 1b	4	0	0	0				
TOTALS	34	7	8	7	TOTALS	29	1	3
LSU	0	0	0	0	0	0	3	2
Long Beach St.	0	0	0	0	0	1	0	0

E-Falsken, Sirotko. DP-LSU 1, LBS 2. LOB-LSU 6, LBS 2. 2B-Cradle (13), Whatley (8), Neal (19). HR-Greely 2 (5), Johnson (8). SB-Williams (12). CS-Martins.

LSU	IP	H	R	ER	BB	SO
Sirotko (W, 11-5)	9.0	3	1	0	0	9
LONG BEACH STATE						
Choi (L, 16-2)	7.1	5	5	5	4	3
Gonzalez	0.2	1	0	0	0	0
Goldstein	0.1	1	2	2	2	1
Wise	0.2	1	0	0	0	0

WP-Choi, Gonzalez. U-Jenkins, Thompson, Garman, L'Heureux. T-2:40. A-16,963.

LSU 13, Texas A&M 8 - June 6, 1993

ROSENBLATT STADIUM - OMAHA, NEB.

TEXAS A&M	AB	R	H	RBI	LSU	AB	R	H	RBI
Harlan, lf	4	2	2	1	Williams, 3b	5	2	0	0
Harris, ss	5	1	1	1	Rios, cf	4	3	2	2
Thomas, cf	5	1	2	1	Johnson, ss	3	2	1	0
Curl, 1b	5	2	1	0	Walker, 2b	4	3	1	6
Lewis, c	5	1	1	1	Berrios, rf	5	0	1	2
Trimble, dh	1	1	1	0	Neal, dh	3	1	1	1
Minor, ph-dh	3	1	1	1	Greely, lf	3	0	2	0
Gonzalez, 2b	4	0	1	0	Cooley, pr-lf	0	0	0	0
Fedora, 3b	3	1	3	3	Antonini, c	3	1	1	0
Claybrook, rf	2	0	0	0	Jackson, 1b	4	1	1	1
Smith, ph-rf	2	0	0	0					
TOTALS	39	8	13	8	TOTALS	34	13	10	12
Texas A&M	0	0	0	2	5	1	0	0	0
LSU	0	0	0	2	4	0	1	6	x

E-Harris 2, Curl, Lewis, Greely, Moore, Walker. DP-A&M 2. LOB-A&M 14, LSU 4. 2B-Trimble (10), Harris (9), Jackson (17). HR-Walker (20). SB-Thomas (21). SF-Neal, Fedora.

TEXAS A&M	IP	H	R	ER	BB	SO
Moore	6.2	5	7	3	5	6
Clemons (L, 6-2)	1.1	5	6	6	1	0
LSU						
Laxton	4+	7	4	4	3	4
Hunt	1.0	2	3	3	3	0
Malejko	1+	2	1	0	0	1
Schultz (W, 7-3)	2+	2	0	0	1	4
Rutledge	1.0	0	0	0	0	0

Laxton pitched to two batters in fifth. Malejko pitched to one batter in seventh. Schultz pitched to one batter in ninth.
HBP-Curl by Hunt, Harlan by Malejko. WP-Moore 2, Laxton, Schultz. U-Graham, Jenkins, January, Garman. T-3:43. A-18,316.

Long Beach State 10, LSU 8 - June 9, 1993

ROSENBLATT STADIUM - OMAHA, NEB.

LSU	AB	R	H	RBI	LONG BEACH ST.	AB	R	H	RBI
Williams, 3b	4	0	0	0	Cradle, cf	5	0	1	0
Rios, cf	4	1	2	1	Martins, 2b	3	2	0	0
Johnson, ss	4	1	1	0	Swanson, lf	3	2	2	1
Walker, 2b	3	1	0	0	Davis, ph-lf	1	1	1	2
Berrios, rf	5	1	1	0	Curtis, rf	4	2	2	2
Neal, dh	4	2	1	0	Liefer, dh	4	2	3	3
Greely, lf	4	1	3	2	Rodriguez, ss	5	0	1	1
Antonini, c	3	0	1	1	Smith, 1b	3	1	2	1
Jackson, 1b	4	1	1	0	Whatley, c	3	0	1	0
					Falsken, 3b	2	0	1	1
TOTALS	35	8	10	4	TOTALS	33	10	14	10
LSU	0	2	0	0	0	6	0	0	0
Long Beach St.	1	1	0	0	3	0	1	4	x

E-Johnson, Martins 2. DP-LSU 2, LBS 1. LOB-LSU 8, LBS 9. 2B-Berrios (22), Greely (9), Smith (8). 3B-Greely (1). HR-Liefer (12), Davis (5), Curtis (12). SB-Rios 2 (20), Liefer (8). CS-Rios, Smith 2, Antonini. SH-Whatley. SF-Smith.

LSU	IP	H	R	ER	BB	SO
Chamberlain	4.1	6	5	4	4	2
Hunt	2.2+	4	2	2	2	1
Sirotko (L, 11-6)	1.0	4	3	3	0	0
LONG BEACH STATE						
Fontes	2.0	2	2	2	2	1
Goldstein	3.2	7	5	3	4	5
Gonzalez (W, 4-2)	3.1	1	1	0	2	4

Hunt pitched to one batter in eighth.
HBP-Falsken by Chamberlain, Liefer by Hunt. WP-Goldstein. U-Graham, January, Jenkins, Garman. T-3:28. A-13,727.

LSU 6, Long Beach State 5 - June 11, 1993

ROSENBLATT STADIUM - OMAHA, NEB.

LONG BEACH ST.	AB	R	H	RBI	LSU	AB	R	H	RBI
Cradle, cf	2	1	0	0	Williams, 3b	4	2	2	0
Martins, 2b	4	1	1	0	Rios, cf	5	2	3	3
Davis, lf	5	1	1	2	Johnson, ss	3	0	1	0
Curtis, rf	4	0	1	0	Walker, 2b	5	1	4	3
Smith, 1b	4	0	2	0	Berrios, rf	4	0	1	0
Richardson, ph	1	1	0	0	Neal, dh	4	0	2	0
Swanson, 1b	0	0	0	0	Greely, lf	4	0	0	0
Liefer, dh	4	1	2	0	Antonini, c	4	0	1	0
Whatley, c	3	0	1	0	Huffman, pr	0	1	0	0
Rodriguez, ss	3	0	0	0	Jackson, 1b	3	0	0	0
Falsken, 3b	5	0	1	1	Stocco, ph	1	0	0	0
TOTALS	35	5	9	3	TOTALS	37	6	14	6
Long Beach St.	2	0	1	0	0	0	0	0	2
LSU	0	1	0	0	0	1	1	0	3

One out when winning run scored.
E-Rios, Johnson, Sirotko, Whatley, Williams 2. DP-LBS 2. LOB-LBS 13, LSU 9. 2B-Smith 2 (10), Rios 2 (13). HR-Davis (6), Walker (21). SB-Curtis (5). CS-Cradle. SH-Whatley 2, Rodriguez 2.

LONG BEACH STATE	IP	H	R	ER	BB	SO
Fontana	6.2	10	3	3	1	3
Gonzalez (L, 4-3)	1.2	4	3	3	2	1
LSU						
Sirotko (W, 12-6)	9.0	9	5	2	6	8

WP-Gonzalez. U-January, L'Heureux, Graham, Thompson. T-3:12. A-12,388.

LSU 8, Wichita State 0 - June 12, 1993

ROSENBLATT STADIUM - OMAHA, NEB.

WICHITA STATE	AB	R	H	RBI	LSU	AB	R	H	RBI
Hall, rf	5	0	0	0	Williams, 3b	3	1	1	1
Adams, ss	4	0	1	0	Rios, cf	3	0	1	4
Taylor, cf	2	0	0	0	Johnson, ss	3	1	1	0
Smith, 1b	4	0	0	0	Walker, 2b	4	1	2	3
Dreifort, dh-p	3	0	1	0	Berrios, rf	4	0	2	0
J. Jackson, 2b	4	0	0	0	Neal, dh	4	1	1	0
Blake, 3b	3	0	0	0	Greely, lf	2	2	1	0
Tilma, lf	3	0	1	0	Huffman, lf	0	0	0	0
McCollough, c	2	0	0	0	Antonini, c	2	1	0	0
Lewallen, ph	1	0	0	0	K. Jackson, 1b	3	1	1	0
Wheeler, c	0	0	0	0					
Mills, ph	1	0	0	0					
TOTALS	32	0	3	0	TOTALS	28	8	10	8
Wichita St.	0	0	0	0	0	0	0	0	0
LSU	2	3	2	0	0	0	1	x	8

E-Greely, K. Jackson. DP-WSU 2. LOB-WSU 10, LSU 7. 2B-K. Jackson (18). HR-Walker (22). SB-Greely (3), Johnson (19). SH-K. Jackson, Williams. SF-Rios 2.

WICHITA STATE	IP	H	R	ER	BB	SO
Wyckoff (L, 5-3)	1.1	3	5	5	3	0
Dreifort	1.2	4	2	2	2	2
Baird	5.0	3	1	1	1	4
LSU						
Laxton (W, 12-1)	9.0	3	0	0	5	16

HBP-Antonini by Dreifort. U-Garman, January, Graham, Jenkins, Thompson, L'Heureux. T-2:52. A-20,268.

1996

FINAL RECORD: 52-15

PLAYERS

Jason Albritton, RHP
T.J. Arnett, RHP
Tom Bernhardt, OF
Eric Berthelot, LHP
John Blancher, INF
Justin Bowles, RF
Matt Colvin, LHP
Patrick Coogan, RHP
Chad Cooley, LF
Casey Cuntz, INF
Brian Daugherty, RHP
Chris Demouy, LHP
Nathan Dunn, 3B
Jake Esteves, RHP
Eddy Furniss, 1B
Dan Guillory, RHP
Jeff Harris, RHP
James Hemphill, OF
Conan Horton, C
Sonny Knoll, RHP
Mike Koerner, CF
Tim Lanier, C
Brett Laxton, RHP
Antonio Leonardi-Cattolica, RHP
Trey McClure, INF
Jeramie Moore, 1B
Warren Morris, 2B
Joey Painich, RHP
Keith Polozola, INF
Kevin Shipp, RHP
Jeremy Tyson, RHP
Kevin Ward, C
Jason Williams, SS
Brad Wilson, DH
Jeremy Witten, OF
Eddie Yarnall, LHP

COACHES

Skip Bertman - Head Coach
Jim Schwanke - Assistant Coach
Mike Bianco - Assistant Coach
Dan Canevari - Admin. Assistant
Daniel Tomlin - Volunteer Asst. Coach

MANAGERS

Mike Boniol
Jimmy Goins
Wes Penn

TRAINERS

Jim Mensch
Lara McNeely



Second baseman Warren Morris launched a two-out, two-run homer in the bottom of the ninth inning to lift LSU to a pulsating 9-8 victory over Miami (Fla.) in the 1996 College World Series final. The blast marked the first time in the 50-year history of the CWS that a team had won the national championship with a homer in the bottom of the ninth.

As the ball cleared the right-field fence and landed in the third row of the bleachers, Morris raised his arms into the air triumphantly as he rounded first base. Upon reaching home plate, he was mobbed by his jubilant teammates and cheered by 23,905 fans who had just witnessed

the greatest finish in CWS annals.

The LSU Tigers, for the third time in six seasons, were the champions of collegiate baseball.

Fittingly, it was the only home run of the season for Morris, as the Alexandria, La., native had missed 39 games due to a broken hamate bone in his right hand. He returned to the LSU lineup for the NCAA South II Regional, and he led the Tigers to eight straight victories, with the final win giving his team the national title.

LSU became just the seventh school to win three or more CWS titles in the 50-year history of the event, and Skip Bertman became only the sixth coach to

win three or more baseball national championships. LSU also became only the third school to win three national titles in one decade (1991, 1993, 1996).

The CWS championship capped a long list of achievements for the 1996 Tigers, including establishing an SEC record with 131 home runs on the season. The Tigers posted a 52-15 record, marking LSU's sixth 50-win season in eight years and the seventh in school history. LSU recorded a 20-10 SEC mark, sharing the conference title with Florida and Alabama.

Shortstop Jason Williams became the SEC career leader in runs scored (270), and he became LSU's all-time



The June 9, 1996, headline of the Baton Rouge Sunday Advocate heralds LSU's CWS title.



All-American Eddie Yarnall earned CWS victories over Wichita State and Florida.



(Left) Seniors Chad Cooley (left) and Tim Lanier display the gold jersey LSU wore during its national title drive. The jerseys were later auctioned by the Tiger Athletic Foundation, raising \$38,000 for LSU Baseball.



Warren Morris presents his CWS home run bat to LSU athletic director Joe Dean as head coach Skip Bertman looks on. The presentation was made in Alex Box Stadium prior to Team USA's summer tour game versus Australia on June 20, 1996.



Justin Bowles was named to the CWS All-Tournament team.

hits leader with 327. First baseman Eddy Furniss, a first-team all-America selection, set the SEC single-season mark for RBI (103) and the LSU single-season home run record (26). Pitcher Eddie Yarnall was also a first-team all-America choice, as he posted an 11-1 record, including two victories in the College World Series.

Furniss and pitcher Chris Demouy were named Academic all-Americans; Furniss had a 3.7 gpa in pre-medicine and Demouy a 3.8 gpa in management. Seven Tigers earned Academic all-SEC recognition, including Furniss, Demouy, Morris (3.5 gpa in zoology), catcher Tim Lanier (3.6 in kinesiology), designated hitter Brad Wilson (3.0 in general studies), catcher Kevin Ward (3.6 in electrical engineering) and pitcher Brian Daugherty (3.1 in kinesiology).

For the third time in six seasons, Bertman was named National Coach of the Year, an honor he received from Collegiate Baseball, Baseball America and the American Baseball Coaches Association.

LSU was No. 1 in the grandstand as well, as the Tigers led the nation in attendance by drawing a school-record 226,805 fans to Alex Box Stadium.

It was a remarkable season, culminated by arguably the greatest moment in LSU athletic history, a decisive swing of the bat by Warren Morris, who magnificently added his name to the list of Tiger legends.

1996 COLLEGE WORLD SERIES FACTS

CWS Records Set By LSU

Attendance

Session – 23,905, LSU vs. Miami (Fla.)

Hits

Both Teams, Championship Game – 29, LSU vs. Miami (Fla.)

Sacrifice Flies

Both Teams, Championship Game – 5, LSU vs. Miami (Fla.)

Game Time

Championship Game (9-inning game) – 3:19, LSU vs. Miami (Fla.)

CWS Records Tied By LSU

Saves

Series – 3, LSU

Doubles

Both Teams, Championship Game – 6, LSU vs. Miami (Fla.)

1996 College World Series All-Tournament Team

Catcher.....	Tim Lanier, LSU
First Base.....	Chris Moller, Alabama
Second Base.....	Rudy Gomez, Miami (Fla.)
Third Base.....	Pat Burrell, Miami (Fla.)
Shortstop.....	Alex Cora, Miami (Fla.)
Outfield.....	Justin Bowles, LSU
Outfield.....	Michael DeCelle, Miami (Fla.)
Outfield.....	Brad Wilkerson, Florida
Designated Hitter.....	Chuck Hazzard, Florida
Pitcher.....	J.D. Arteaga, Miami (Fla.)
Pitcher.....	Eddie Yarnall, LSU

Most Outstanding Player

Pat Burrell, Miami (Fla.)

LSU 9, Wichita State 8 - June 1, 1996

ROSENBLATT STADIUM - OMAHA, NEB.

LSU	AB	R	H	RBI	WICHITA STATE	AB	R	H	RBI	
Williams, ss	4	1	1	1	Young, cf	4	2	1	0	
Koerner, cf	5	0	2	0	Wyckoff, lf/p	3	2	0	0	
Dunn, 3b	5	1	1	0	Blake, 3b	6	1	1	0	
Furniss, 1b	4	1	0	0	McCollough, 1b	4	0	1	1	
Moore, 1b	0	0	0	0	Ryan, dh/lf	4	0	1	1	
Cooley, lf	4	1	2	0	Looper, p	0	0	0	0	
Wilson, dh	5	1	1	1	Thomas, ph	1	0	0	0	
Bowles, rf	2	3	1	0	Stine, rf	3	1	1	1	
Lanier, c	4	1	2	5	Reese, c	5	0	0	0	
Morris, 2b	3	0	1	2	Sorensen, ss	4	1	2	2	
					Hooper, 2b	4	0	2	0	
TOTALS	36	9	11	9	TOTALS	39	8	12	8	
LSU	1	1	5	0	2	0	0	9	11	4
Wichita State	0	0	1	0	2	1	1	2	8	1

E-Williams, Dunn, Esteves, McCullough. DP-LSU 1, Wichita State 1. LOB-LSU 8, Wichita State 15. 2B-Morris (2), McCullough (18), Stine (22). HR-Williams (6), Lanier (5), Blake (22), Sorensen (4). SB-Cooley (16), Bowles 2(12), Young 2(68), Ryan (3). CS-Young. SF-Morris, Stine

LSU	IP	H	R	ER	BB	SO
Yarnall (W, 12-1)	5.2	9	4	3	5	5
Esteves	0.2	0	1	0	1	0
Demouy	0.2+	2	2	2	1	1
Coogan	1.0+	1	1	1	2	2
Shipp (S, 1)	1.0	0	0	0	1	1
WICHITA STATE	IP	H	R	ER	BB	SO
Baird (L, 7-6)	2.2	5	6	2	3	3
Bauer	3.0	5	3	3	2	2
Wyckoff	3.0	1	0	0	2	6
Looper	0.1	0	0	0	0	1

Demouy pitched to two batters in the 8th. Coogan pitched to two batters in the 9th. WP-Shipp. PB-Reese. U-Christal, McKinney, Graham, Thompson. T-3:54. A-22,154.

LSU 9, Florida 4 - June 3, 1996

ROSENBLATT STADIUM - OMAHA, NEB.

FLORIDA	AB	R	H	RBI	LSU	AB	R	H	RBI		
D. Eckstein, 2b	5	1	2	1	Williams, ss	3	1	0	0		
Ellis, 3b	3	0	0	0	Koerner, cf	3	1	1	3		
Rigdon, p	0	0	0	0	Dunn, 3b	5	1	1	1		
Medina, ph	1	0	0	1	Furniss, 1b	3	0	1	0		
Roll, p	0	0	0	0	Moore, 1b	0	0	0	0		
Wilkerson, rf/p	4	0	1	0	Cooley, lf	5	1	2	2		
Hazzard, dh/lb	4	0	2	0	Wilson, dh	4	0	0	0		
Tamargo, ss	5	0	0	0	Bowles, rf	3	2	2	1		
Castaldo, c	4	0	0	0	Lanier, c	3	2	2	1		
Duncan, 1b	2	1	1	0	Morris, 2b	4	1	2	1		
Walsh, rf	1	0	0	0							
R. Eckstein, 3b	2	1	1	0							
Chism, cf	4	1	2	0							
Ogle, lf	2	0	0	0							
TOTALS	37	4	9	2	TOTALS	33	9	11	9		
Florida	1	2	0	0	0	0	0	4	9	1	
LSU	0	2	0	2	0	0	3	2	9	11	5

E-Ellis, Williams, Dunn, Furniss, Laxton 2. DP-Florida 1, LSU 1. LOB-Florida 12, LSU 8. 2B-Lanier. 3B-Lanier. HR-D. Eckstein (9), Koerner (12), Cooley (14), Bowles (22). SB-Wilkerson (14), Chism (13), Williams (7), Morris (4). CS-Williams. S-Ogle. SF-Koerner.

FLORIDA	IP	H	R	ER	BB	SO
Rodriguez (L, 4-1)	3.0+	7	4	4	1	0
Wilkerson	3.2	3	3	3	3	3
Rigdon	0.1	0	0	0	1	0
Roll	1.0	1	2	2	2	0

LSU	IP	H	R	ER	BB	SO
Laxton (W, 8-2)	5.1	6	3	1	4	4
Shipp (S, 2)	3.2	3	1	0	1	4

Rodriguez pitched to two batters in the fourth.

WP-Roll, Wilkerson. U-Christal, McKinney, Jones, Gillmore. T-3:38. A-13,000.

LSU 2, Florida 1 - June 6, 1996

ROSENBLATT STADIUM - OMAHA, NEB.

FLORIDA	AB	R	H	RBI	LSU	AB	R	H	RBI			
D. Eckstein, 2b	5	0	1	1	Williams, ss	4	0	0	0			
Ellis, 3b	3	0	1	0	Koerner, cf	4	0	1	0			
Wilkerson, rf	4	0	2	0	Dunn, 3b	4	1	1	0			
Hazzard, dh	4	0	1	0	Furniss, 1b	4	1	1	0			
Tamargo, ss	4	0	1	0	Moore, 1b	0	0	0	0			
Castaldo, c	3	0	1	0	Cooley, lf	3	0	1	0			
Duncan, 1b	2	1	0	0	Wilson, dh	3	0	0	1			
Hought, lf	2	0	0	0	Bowles, rf	4	0	1	1			
Ogle, lf	1	0	0	0	Lanier, c	3	0	0	0			
Chism, cf	3	0	0	0	Morris, 2b	2	0	0	0			
Walsh, ph	1	0	0	0								
TOTALS	32	1	7	1	TOTALS	31	2	5	2			
Florida	0	0	0	0	1	0	0	0	1	7	3	
LSU	0	1	0	0	0	1	0	0	x	2	5	1

E-Wilkerson, Duncan, Hought, Yarnall. LOB-Florida 9, LSU 9. 2B-Castaldo, Koerner. CS-Hazzard, Duncan.

FLORIDA	IP	H	R	ER	BB	SO
Kaufman (L, 11-5)	5.1	4	2	1	1	6
Rigdon	2.2	1	0	0	1	1

LSU	IP	H	R	ER	BB	SO
Yarnall (W, 11-1)	7.2	7	1	1	5	8
Coogan	0.1	0	0	0	0	0
Demouy	0.1	0	0	0	0	0
Esteves (S, 2)	0.2	0	0	0	0	0

HBP-Morris by Kaufman, Wilson by Kaufman. U-Gillmore, Graham, McKinney, Thompson. T-3:06. A-17,212.

LSU 9, Miami 8 - June 8, 1996

ROSENBLATT STADIUM - OMAHA, NEB.

MIAMI	AB	R	H	RBI	LSU	AB	R	H	RBI			
Grimmett, cf	3	2	0	0	Williams, ss	4	0	1	0			
Gomez, 2b	5	1	3	0	Koerner, cf	4	1	2	2			
Burrell, 3b	4	1	1	1	Dunn, 3b	4	1	2	2			
Rivero, rf/lf	3	1	1	1	Furniss, 1b	4	0	2	1			
DeCelle, lf	4	0	2	3	Cooley, lf	5	0	1	0			
Moore, rf	0	0	0	0	Wilson, dh	5	1	1	0			
Marcinczyk, 1b	5	2	2	0	Bowles, rf	5	0	2	0			
Cora, ss	5	0	3	3	Lanier, c	3	2	1	0			
Saggese, dh	5	0	2	0	Morris, 2b	4	4	3	2			
Gargiulo, c	3	1	0	0								
TOTALS	37	8	14	8	TOTALS	38	9	15	7			
Miami	2	0	0	0	3	2	0	0	1	8	14	2
LSU	0	0	3	0	0	0	2	2	2	9	15	2

Two outs, 1 runner on when game ended.

E-Burrell, Rivero, Dunn, Furniss. LOB-Miami 9, LSU 10. 2B-Marcinczyk, Cora, Saggese, Wilson, Bowles, Morris. 3B-Cora. HR-Morris (1). SB-Gomez (28), Koerner (24), Lanier (2). CS-Koerner. S-Grimmett, Morris. SF-Burrell, Rivero, DeCelle, Koerner, Dunn.

MIAMI	IP	H	R	ER	BB	SO
Arteaga	6.2	10	5	3	2	7
Morrison (L, 4-2)	2.0	5	4	4	2	2

LSU	IP	H	R	ER	BB	SO
Shipp	5.2	11	7	5	3	3
Coogan (W, 6-0)	3.1	3	1	1	0	1

WP-Morrison. U-Graham, Christal, McKinney, Thompson, Gillmore, Jones. T-3:19. A-23,905.



The 1996 Tigers overcame a 7-3 deficit to defeat Miami in the CWS title game.

1997

FINAL RECORD: 57-13

PLAYERS

Kurt Ainsworth, RHP
 Jason Albritton, RHP
 Blair Barbier, 2B
 Bryon Bennett, OF
 Tom Bernhardt, OF
 Eric Berthelot, LHP
 John Blancher, INF
 Christian Bourgeois, 1B
 Matt Colvin, LHP
 Patrick Coogan, RHP
 Brad Cresse, C
 Casey Cuntz, 3B
 Mike Daly, INF
 Brian Daugherty, RHP
 Wes Davis, OF
 Chris Demouy, LHP
 Clint Earnhart, C
 Eddy Furniss, 1B
 Jamin Garidel, C
 Dan Guillory, RHP
 Cedrick Harris, OF
 Jeff Harris, RHP
 Cody Hartshorn, RHP
 Courtney Hernandez, C
 Danny Higgins, INF
 Conan Horton, C
 David Hughes, LHP
 Sonny Knoll, RHP
 Mike Koerner, CF
 Brandon Larson, SS
 Antonio Leonardi-Cattolica, RHP
 Jeff Lipari, 1B
 Trey McClure, 3B
 Joey Painich, RHP
 Keith Polozola, INF
 Kevin Shipp, RHP
 Antoine Simon, OF
 Johnnie Thibodeaux, INF
 Doug Thompson, RHP
 Drew Topham, INF
 Jeremy Tyson, OF
 Jeremy Witten, OF

COACHES

Skip Bertman - Head Coach
 Jim Schwanke - Assistant Coach
 Mike Bianco - Assistant Coach
 Daniel Tomlin - Assistant Coach
 Kurt Hester - Strength Coach
 Dan Canevari - Admin. Assistant

MANAGERS

Mike Boniol
 Wes Penn

TRAINERS

Shawn Eddy
 Mike Eisen



On June 7, 1997, the LSU Fighting Tigers justified the pre-season status bestowed upon them by Baseball America magazine as college baseball's "Team of the '90s" by defeating Southeastern Conference rival Alabama, 13-6, in the championship game of the College World Series. The game was witnessed by a record crowd of 24,401 in Omaha's Rosenblatt Stadium.

LSU won its fourth NCAA championship of the 1990s (1991, 1993, 1996, 1997), and the Tigers became the first team to win back-to-back titles since Stanford accomplished the feat in 1987-88. Head coach Skip

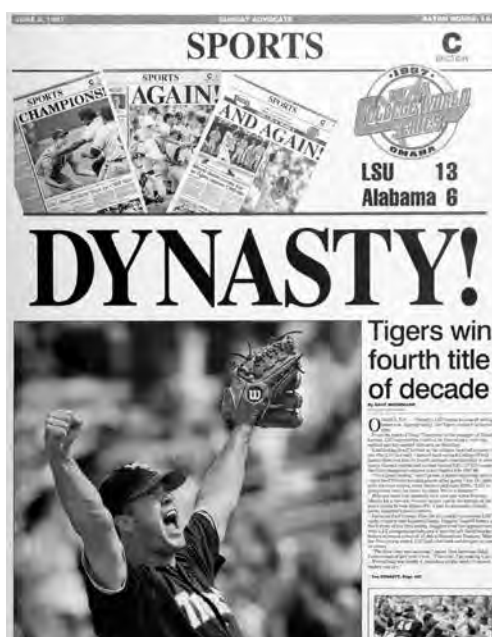
Bertman joined Rod Dedeaux of Southern California as the only coaches to win four College World Series championships. Bertman was named the 1997 National Coach of the Year, receiving that designation for the fifth time in his storied 14-year career.

Ironically, a month before the title match, the Crimson Tide humiliated the Tigers, 28-2, the worst loss in LSU's 104-year baseball history. But in the CWS championship contest, the Tigers exploded to a 9-0 lead after two innings and never looked back. LSU won its eighth straight CWS game over two seasons, and the

Tigers improved their mark in NCAA (regional and CWS) tournament championship games to a phenomenal 16-0.

Prior to the win over Alabama, the Tigers posted CWS victories over Rice (5-4) and Stanford (10-5 and 13-9). LSU batted .328 (45-for-137) in the Series with seven doubles and 10 home runs. The Tigers averaged better than 10 runs per game in the CWS, outscoring their opponents, 41-24.

The championship game completed a 57-13 campaign for Skip Bertman and his club, as the Tigers established the Southeastern Conference record for most victories in



The June 13, 1997, headline of the Baton Rouge Advocate heralds LSU's fourth CWS title.



Junior right-hander Patrick Coogan was the ace of the '97 staff as he posted a 14-3 record and a 4.46 ERA with 144 strikeouts in 125 innings.



Senior pitcher Brian Daugherty lifts the 1997 NCAA championship trophy at a special ceremony in the Pete Maravich Assembly Center. Nearly 8,000 fans welcomed the Tigers home the day after their triumph in Omaha, Neb.

a season. LSU, which returned only two starting position players from its 1996 national championship club, also claimed the '97 SEC championship, the school's sixth conference crown of the 1990s.

LSU roared to a blistering 19-0 start, establishing the SEC mark for most consecutive victories. The Tigers, who began the season ranked No. 8 (Collegiate Baseball) and No. 13 (Baseball America) in the pre-season polls, ascended to No. 1 by March 10, holding that position for 10 consecutive weeks.

After claiming the SEC title, LSU played host to the NCAA South I Regional, where the Tigers, after suffering a third-round loss to South Alabama, battled back to claim their ninth CWS berth in 12 seasons. LSU posted a thrilling 14-7, 11-inning victory over Long Beach State in an elimination game to force a rematch with South Alabama in the regional championship round. Needing two victories over USA, the Tigers launched eight homers in a doubleheader sweep en route to the regional title. LSU hit .339 (82-for-242) in its six regional games, outscoring the opposition 76-29 while unloading 20 home runs. Third baseman Trey McClure was named the regional's Most Outstanding Player, as he hit .435 (10-for-23) with five doubles, two homers and 10 RBI.

LSU completed the year with an NCAA-record 188 home runs, breaking the previous mark of 161 homers set by Brigham Young in 1988. The Tigers homered at least once in all 70 of their games.



Junior right-hander Doug Thompson was the winning pitcher in the 1997 national championship game, working the final 4.2 innings in the 13-6 win over Alabama.



Senior rightfielder Tom Bernhardt led LSU with a .615 batting average in the CWS.

All-American junior shortstop Brandon Larson enjoyed a remarkable season, batting .381 on the year with 40 homers and 118 RBI. He established SEC single-season records for homers, RBI and total bases (250), and he became just the fourth player in NCAA history to collect 40 or more homers in a season.

Patrick Coogan (14-3, 4.63 ERA, 144 K), a junior right-hander, earned first-team all-America honors, while first baseman Eddy Furniss (.378, 17 HR, 77 RBI) was a third-team all-America selection. Second baseman Blair Barbier (.353, 15 HR, 57 RBI) earned Freshman all-America recognition.

Also enjoying outstanding campaigns were junior center fielder Mike Koerner (.353, 22 HR, 69 RBI), senior right fielder Tom Bernhardt (.322, 17 HR, 49 RBI) and Doug Thompson (12-3, 4.63 ERA, 158 K), a junior right-hander who earned the victory in the national championship game.

The '97 Tigers magnificently maintained LSU's reign as the "Team of the '90s." Not since Southern California won five straight national titles in the 1970s was one school so dominant in the college baseball landscape.

1997 COLLEGE WORLD SERIES FACTS

CWS Records Set By LSU

Most At-Bats (9-inn. game)

Both Teams, Championship Game – 79, LSU vs. Alabama

Most Runs

Both Teams, Championship Game – 19, LSU vs. Alabama

Most RBI

Both Teams, Championship Game – 19, LSU vs. Alabama

Most Strikeouts (9-inn. game)

Both Teams, Championship Game – 25, LSU vs. Alabama

CWS Records Tied By LSU

Most Home Runs

Team, Game – 5, LSU vs. Stanford

Most Pitchers Used

Team, Game – 7, LSU vs. Stanford

Most Hit Batters

Both Teams, Game – 4, LSU vs. Stanford

Most At-Bats (9-inn. game)

Individual, Championship Game – 6, Brandon Larson, LSU vs. Alabama

6, Mike Koerner, LSU vs. Alabama

Most Wild Pitches

Individual, Game – 3, Patrick Coogan, LSU vs. Alabama

Team, Game – 4, LSU vs. Alabama

Most Runs

Team, Championship Game – 13, LSU vs. Alabama

Most RBIs

Team, Championship Game – 13, LSU vs. Alabama

Most Doubles

Both Teams, Championship Game – 6, LSU vs. Alabama

1997 College World Series All-Tournament Team

Catcher	Matt Frick, Alabama
First Base	Eddy Furniss, LSU
Second Base	Joe Caruso, Alabama
Third Base	Andy Phillips, Alabama
Shortstop	Brandon Larson, LSU
Outfield	Mike Koerner, LSU
Outfield	Tom Bernhardt, LSU
Outfield	G.W. Keller, Alabama
Designated Hitter	Mark Peer, Alabama
Pitcher	Jeff Austin, Stanford
Pitcher	Jarrold Kingrey, Alabama

Most Outstanding Player

Brandon Larson, LSU

LSU 5, Rice 4 - May 30, 1997

ROSENBLATT STADIUM - OMAHA, NEB.

RICE (47-15)	AB	R	H	RBI	LSU (54-13)	AB	R	H	RBI				
Richards, 2b	4	0	1	0	Higgins, dh	3	0	0	0				
Cathey, ss	5	0	0	0	Barbier, 2b	2	1	1	0				
Berkman, 1b	4	1	1	0	Larson, ss	4	1	1	2				
Crosby, cf	4	1	0	0	Furniss, 1b	3	2	2	0				
Ford, rf	3	1	1	1	Koerner, cf	4	1	1	1				
McLaughlin, c	4	1	2	0	McClure, 3b	3	0	1	0				
Berg, dh	3	0	1	1	Bernhardt, rf	3	0	3	1				
Baker, 3b	3	0	2	2	Witten, pr/rf	0	0	0	1				
Savarino, lf	3	0	0	0	Davis, lf	3	0	0	0				
Mathews, ph	1	0	0	0	Horton, c	3	0	0	0				
TOTALS	34	4	8	4	TOTALS	28	5	9	5				
Rice	0	1	0	0	0	2	0	1	0	4	8	1	
LSU	0	1	0	1	0	0	0	3	x	-	5	9	1

E-Richards, Larson. DP-Rice 4, LSU 1. LOB-Rice 7, LSU 5. 2B-Furniss. 3B-Berkman. HR-Larson (3B). SB-Ford 2 (12), Higgins (7). S-Ford. SF-Witten.

RICE	IP	H	R	ER	BB	SO
Nichols	6	7	2	2	3	0
Anderson (L, 10-2)	2	2	3	2	2	2
LSU	IP	H	R	ER	BB	SO
Thompson	6	6	3	3	2	9
Demouy (W, 6-1)	3	2	1	0	0	2

Nichols faced one batter in the 7th.
WP-Nichols, Anderson, Thompson. PB-Horton 2. HBP-Baker by Thompson. U-Hernandez, Rodriguez, Davis, Magnussson. T-2:31. A-20,551.

LSU 10, Stanford 5 - June 1, 1997

ROSENBLATT STADIUM - OMAHA, NEB.

LSU (55-13)	AB	R	H	RBI	STANFORD (44-19)	AB	R	H	RBI				
Higgins, dh	3	1	1	0	Kilburg, lf	3	1	0	0				
Polozola, ph	1	0	0	0	Muth, rf	4	0	1	1				
Barbier, 2b	4	0	0	0	Hochgesang, 3b	4	0	0	0				
Larson, ss	5	3	3	3	Schaeffer, c	4	0	1	2				
Furniss, 1b	4	3	2	2	Gall, dh	3	1	1	0				
Koerner, cf	5	0	2	1	Gerut, cf	4	1	1	0				
McClure, 3b	4	0	0	1	Quaccia, 1b	4	0	1	1				
Bernhardt, rf	4	0	1	0	Schrager, 2b	2	1	1	1				
Witten, rf	0	0	0	0	Clark, ph	1	0	0	0				
Davis, lf	4	2	1	1	Pecci, ss	3	1	1	0				
Earnhart, c	3	1	2	2									
Cresse, ph/c	1	0	0	0									
TOTALS	38	10	12	10	TOTALS	32	5	7	5				
LSU	3	0	0	2	2	0	2	1	0	10	12	1	
Stanford	0	0	0	0	2	0	0	3	0	-	5	7	0

E-Larson. DP-LSU 1. LOB-LSU 4, Stanford 3. 2B-Koerner 2, Bernhardt, Gerut. HR-Larson 2 (40), Furniss (17), Davis (16), Earnhart (6). SB-Larson (9), Koerner (16). CS-Kilburg. SF-Schrager.

LSU	IP	H	R	ER	BB	SO
Coogan (W, 14-3)	7.1	6	5	3	1	6
Daugherty	1.2	1	0	0	0	0
STANFORD	IP	H	R	ER	BB	SO
Peterson (L, 11-3)	5	9	7	7	1	4
Cogan	3	3	3	3	1	2
Koons	1	0	0	0	0	1

WP-Coogan. HBP-Barbier by Peterson, Kilburg by Coogan. U-Davis, Mascorro, Hernandez, Garman. T-2:42. A-23,867.

LSU 13, Stanford 9 - June 4, 1997

ROSENBLATT STADIUM - OMAHA, NEB.

STANFORD (45-20)				LSU (56-13)					
AB	R	H	RBI	AB	R	H	RBI		
Kilburg, lf/rf	3	2	1	Higgins, dh	3	2	0	0	
Muth, rf	4	2	3	0	Barbier, 2b	3	2	2	2
Clark, ph/lf	1	0	0	0	Larson, ss	4	1	1	0
Salter, ph	1	0	0	0	Furniss, 1b	3	2	1	2
Hochgesang, 3b	5	1	3	5	Koerner, cf	3	3	2	5
Quaccia, 1b	5	0	1	0	McClure, 3b	3	0	0	1
Gall, dh	4	0	1	0	Cuntz, ph/3b	2	0	0	0
Gerut, cf	5	1	2	0	Bernhardt, rf	2	2	1	1
Schaeffer, c	4	1	0	0	Witten, rf	1	0	0	0
Schrager, 2b	4	0	1	1	Davis, lf	3	1	1	0
Pecci, ss	5	2	4	1	Earnhart, c	4	0	1	1
TOTALS	41	9	16	8	TOTALS	31	13	9	12
Stanford	0	0	0	0	4	0	3	0	2
LSU	0	2	4	1	4	0	0	2	x - 13 9 1

E-Hutchinson, Larson. DP-LSU 2. LOB-Stanford 11, LSU 6. 2B-Gall, Schrager, Davis. HR-Hochgesang (17), Koerner 2 (22). SB-Barbier (4), Koerner (17), Davis (12), Earnhart (7). SF-Koerner, Bernhardt.

STANFORD	IP	H	R	ER	BB	SO
Hutchinson (L, 8-4)	2	2	6	5	4	4
Cogan	2	3	2	2	1	1
Peterson	4	4	5	5	2	7
LSU	IP	H	R	ER	BB	SO
Thompson	4.1	8	4	4	1	3
Demouy	2	5	3	2	0	0
Shipp	0.2	0	0	0	2	1
Painich	0.1	0	0	0	1	0
Berthelot (W, 7-3)	1.1	1	1	1	0	3
Daugherty	0	2	1	1	0	0
Coogan (S, 3)	0.1	0	0	0	1	1

Cogan faced one batter in the 5th. Shipp faced one batter in the 8th. Daugherty faced three batters in the 9th
WP-Demouy. HBP-Bernhardt by Hutchinson, Larson by Hutchinson, Higgins by Cogan, Schaeffer by Daugherty. U-Rodriguez, Mascorro, Hernandez, Garman. T-3:18. A-22,218.

LSU 13, Alabama 6 - June 7, 1997

ROSENBLATT STADIUM - OMAHA, NEB.

ALABAMA (56-14)				LSU (57-13)				ALABAMA (56-14)				LSU (57-13)			
AB	R	H	RBI	AB	R	H	RBI	AB	R	H	RBI	AB	R	H	RBI
Tidwell, cf	3	2	2	0	Higgins, dh	4	1	2	3						
Caruso, 2b	4	1	3	4	Barbier, 2b	5	1	1	0						
Phillips, 3b	5	0	1	0	Larson, ss	6	1	2	3						
Mohr, rf	4	0	1	0	Furniss, 1b	5	1	3	0						
Keller, lf	4	1	0	0	Koerner, cf	6	2	2	1						
Frick, c	5	1	1	0	McClure, 3b	3	1	0	0						
Tucker, 1b	4	0	1	2	Bernhardt, rf	4	3	3	3						
Peer, dh	4	1	1	0	Witten, rf	0	0	0	0						
Duncan, ss	4	0	1	0	Davis, lf	4	1	1	3						
					Earnhart, c	2	0	0	0						
					Horton, c	1	2	1	0						
TOTALS	39	6	11	6	TOTALS	40	13	15	13						
Alabama	0	0	2	2	0	0	0	2	0	-	6	11	3		
LSU	6	3	0	0	0	2	1	1	x	-	13	15	1		

E-Caruso, Duncan, Henderson, McClure. DP-Alabama 1, LSU 1. LOB-Alabama 9, LSU 13. 2B-Caruso, Phillips, Tucker, Peer, Bernhardt, Davis. HR-Caruso (15), Higgins (11), Bernhardt (17). SB-Caruso (13).

ALABAMA	IP	H	R	ER	BB	SO
Daniel (L, 5-1)	0.2	5	5	4	0	0
Kingrey	3.2	5	4	0	6	4
Henderson	2.1	4	3	2	1	4
Hurst	1.1	1	1	1	2	2
LSU	IP	H	R	ER	BB	SO
Coogan	4.1	6	4	4	1	8
Thompson (W, 12-3)	4.2	5	2	2	1	7

WP-Coogan 3, Thompson. PB-Earnhart, Horton. HBP-Keller by Coogan, McClure by Henderson. U-Davis, Garman, Magnusson, Hernandez, Mascorro, Rodriguez. T-3:15. A-24,401.

2000

FINAL RECORD: 52-17

PLAYERS

Jeremy Alford, OF
 Blair Barbier, 3B
 Christian Bourgeois, OF
 Billy Brian, P
 Victor Brumfield, INF
 Brad Cresse, C
 Mike Daly, INF
 Brad David, P
 Thomas Evans, INF
 Mike Fontenot, 2B
 Jamin Garidel, C
 Hunter Gomez, P
 Weylin Guidry, P
 Cedrick Harris, OF
 Brad Hawpe, 1B
 Trey Hodges, P
 Ryan Jorgensen, C
 Jeff Lipari, 1B
 Jeremy Loftice, P
 Billy McBride, OF
 Heath McMurray, P
 Nathan Meiners, C
 David Miller, P
 Tommy Morel, OF
 Tim Nugent, P
 Bo Pettit, P
 Wally Pontiff, OF
 David Raymer, OF
 Ryan Richard, P
 Ben Saxon, P
 Jason Scobie, P
 David Shank, P
 Antoine Simon, OF
 Chucky Son, P
 Brian Tallet, P
 Sam Taulli, P
 Ryan Theriot, SS
 Johnnie Thibodeaux, OF
 Chad Vaught, P
 Jeremy Witten, OF
 Ray Wright, OF
 Shane Youman, P

COACHES

Skip Bertman - Head Coach
 Dan Canevari - Assistant Coach
 Turtle Thomas - Assistant Coach
 Bill Dailey - Assistant Coach
 Curtis Tsuruda - Strength Coach
 Bill Franques - Admin. Assistant

MANAGERS

Jody Autery
 Mike Boniol
 Johnny Collins
 Wes Penn
 Joey Quilio

TRAINERS

Shawn Eddy
 Shaun Duhe



Trailing Stanford 5-2 with one out in the bottom of the eighth inning of the 2000 national championship game, the LSU Tigers appeared to have little hope, especially with Cardinal ace Justin Wayne on the mound. Wayne had subdued LSU's bats, allowing no hits while recording seven strikeouts in 3.1 relief innings. In fact, Wayne and Stanford starter Jason Young had combined to hold the Tigers hitless since the second inning, when left field Jeremy Witten singled during a two-run LSU rally.

LSU's only highlight after the second inning had come on defense, when right fielder Ray Wright robbed

Stanford's Edmund Muth of a third-inning, two-run homer by leaping above the wall to make a sensational catch.

Thus, when LSU team captain Blair Barbier stepped to the plate with one out in the eighth, everything pointed toward a Stanford victory celebration. After all, the Cardinal were just five outs away from a national championship with arguably the best pitcher in the country on the mound.

Barbier, undaunted, envisioned a much different scenario. Prior to the inning, he had gathered his teammates in the dugout, imploring them to remain focused, asking them, "DO YOU BELIEVE?" He hoped his


words would spark a positive reaction, yet he knew they would be meaningless should he fail in this at-bat, likely the final at-bat of the senior third baseman's brilliant college career.

So, Barbier stood in against Wayne and battled for his team's survival. He stubbornly fouled off several two-strike offerings, before finally ripping a line drive over the left field wall of Rosenblatt Stadium. Barbier's solo shot was his third homer of the College World Series, and the Tigers had life, now down by two runs.

Wally Pontiff then drew a walk from Wayne, but the Stanford right-hander retired



The June 18, 2000, headline of the Baton Rouge Sunday Advocate heralds LSU's CWS title.



Pitcher Trey Hodges was voted the Most Outstanding Player of the 2000 CWS.



The Tigers posted a 52-17 record, including a 13-0 postseason mark.

center fielder Cedrick Harris on a fly ball to right field for the second out. Witten, who was hitting just .200 (3-for-15) in the CWS, would be Wayne's next challenge.

In his only other at-bat against Wayne, Witten, a fifth-year senior, fanned on just three pitches. And, in this at-bat, Witten again quickly fell behind in the count. Knowing that this was perhaps the final at-bat of his college career, indeed the final at-bat of his entire baseball career, Witten would not succumb to Wayne's darting slider. Instead, he launched a soaring liner into the left-center field seats, just out of the reach of Cardinal left fielder Andy Topham.

The Rosenblatt Stadium crowd of over 24,000 erupted as Witten triumphantly rounded the bases, celebrating just his seventh homer of the season. LSU 5, Stanford 5... and the drama was just beginning.

Wayne retired Wright on a liner to left to end the eighth inning, but Stanford could not recover its lost momentum. LSU right-hander Trey Hodges, who had kept the Tigers in the game with three scoreless relief innings, easily retired the Cardinal in the top of the ninth, setting the stage for the game's final act.

LSU shortstop Ryan Theriot grounded Wayne's first pitch of the ninth into left field to place the winning run on first base. Head coach Skip Bertman, electing not to bunt Theriot down to second base, allowed second baseman

Mike Fontenot to swing away. Fontenot skillfully drew a full-count walk from Wayne, placing the Tigers' destiny in the potent bat of catcher Brad Cresse.

Cresse, like Barbier and Witten before him, was standing at the plate for the final time in an LSU uniform. The nation's leader in home runs (30) and RBI (105), the senior was just 1-for-12 in the College World Series. He had struck out in his two previous at-bats against Wayne, who desperately needed a double play to work his way out of the jam.

As he had in his first two encounters with Cresse, Wayne opened with his devastating slider. Strike one. Wayne fired the slider again, but this time Cresse smashed it, sending the ball sharply into left field. Theriot raced around third base as Topham picked up the ball and heaved it toward home plate. But, the throw was up the line and Theriot slid safely across the plate as his teammates burst from the third-base dugout to embrace him. The wave of jubilant Tigers then moved to the infield, engulfing Cresse at first base.

LSU 6, Stanford 5. The Tigers had secured the school's fifth NCAA title since 1991 with a courageous effort, scoring four runs in their final two at-bats to erase a three-run deficit. Blair Barbier's eighth-inning challenge to his teammates was answered in resounding fashion. The 2000 LSU Tigers, without question, did believe.



Team captain Blair Barbier displays the NCAA Championship trophy to the throng of fans that welcomed home the Tigers.

2000 COLLEGE WORLD SERIES FACTS

CWS Records Set or Tied by LSU

Records Broken

Hit Batters, Game, Both Teams - 6, Stanford (4) vs. LSU (2), June 17
Balks, Series, Team - 3, LSU

Records Tied

Hit by Pitch, Series, Individual - 3, Blair Barbier, LSU
Balks, Series, Individual - 2, Trey Hodges, LSU

2000 College World Series All-Tournament Team

Catcher.....	Beau Craig, Southern California
First Base	Craig Thompson, Stanford
Second Base	Mike Fontenot, LSU
Third Base.....	Blair Barbier, LSU
Shortstop.....	Ryan Theriot, LSU
Outfield.....	Steven Feehan, Louisiana-Lafayette
Outfield.....	Edmund Muth, Stanford
Outfield.....	Joe Borchard, Stanford
Designated Hitter	Brad Hawpe, LSU
Pitcher	Trey Hodges, LSU
Pitcher	Jon McDonald, Florida State

Most Outstanding Player

Trey Hodges, LSU

LSU 13, Texas 5 - June 10, 2000

ROSENBLATT STADIUM, OMAHA, NEB.

TEXAS 5 (46-20)	AB	R	H	RBI	LSU 13 (49-17)	AB	R	H	RBI				
West, ss	4	1	0	0	Theriot, ss	5	2	2	0				
Nicholson, 2b	4	2	2	1	Fontenot, 2b	4	2	3	2				
Emond, cf	4	0	1	1	Cresse, c	3	1	0	1				
Anderson, c	3	1	1	2	Jorgensen, c	0	0	0	0				
Hubele, dh	3	0	0	0	Hawpe, 1b	4	2	1	1				
France, ph	1	0	0	0	Barbier, 3b	4	3	3	4				
Ontiveros, 1b	4	1	2	0	Pontiff, dh	3	1	2	1				
Brooks, 3b	3	0	1	0	Harris, cf	5	1	2	2				
Houser, ph	1	0	0	0	Witten, lf	5	0	1	2				
Pumo, lf	3	0	1	0	Wright, rf	4	1	0	0				
Carmichael, ph	1	0	1	0									
TOTALS	35	5	9	5	TOTALS	37	13	14	13				
Texas	0	1	0	0	1	1	0	2	0	5	9	1	
LSU	4	1	0	0	1	6	1	0	x	-	13	14	1

E-West (10), Jorgensen (5). DP-LSU 1. LOB-Texas 5, LSU 7. 2B-Emond (11), Ontiveros (22), Theriot (14), Fontenot (12), Hawpe (36), Barbier (14), Witten (15). HR-Anderson (1), Fontenot (17), Barbier 2 (8). SB-West (23), Theriot (7). SF-Anderson (5), Cresse (5).

TEXAS	IP	H	R	ER	BB	SO
Hale (L, 12-6)	5.2	10	8	7	3	4
Tomlinson	0	0	3	3	3	0
Clark	2.1	4	2	2	0	2
LSU	IP	H	R	ER	BB	SO
Tallet (W, 15-3)	7.1	8	5	5	1	2
Gomez	1.2	1	0	0	0	2

Tomlinson faced three batters in the 6th
WP-Tallet (12). Umpires - Al Davis, David Wiley, Scott Graham, Joe Burleson. Start: 6:07 p.m.
Time: 3:03 Att-23975

LSU 10, Southern California 4 - June 12, 2000

ROSENBLATT STADIUM, OMAHA, NEB.

LSU 10 (50-17)	AB	R	H	RBI	USC 4 (44-19)	AB	R	H	RBI
Theriot, ss	5	3	3	3	Davidson, ss	4	0	1	1
Fontenot, 2b	4	2	1	0	Garibaldi, rf	3	0	1	0
Cresse, c	3	0	0	0	Gemoll, 3b	4	1	1	0
Hawpe, 1b	5	2	3	6	Craig, c	4	1	1	2
Barbier, 3b	3	0	0	1	Lunetta, 2b	4	0	0	0
Pontiff, dh	4	0	0	0	Persell, dh	4	0	2	0
Harris, cf	5	1	1	0	Concepcion, 1b	4	1	1	1
Witten, lf	5	1	1	0	Barre, cf	2	1	0	0
Wright, rf	2	1	0	0	Peavey, ph	0	0	0	0
Thibodeaux, ph	0	0	0	0	Montanez, lf	3	0	0	0
McBride, rf	0	0	0	0					
TOTALS	36	10	9	10	TOTALS	32	4	7	4
LSU	0	0	0	0	0	3	2	5	0
USC	0	0	0	2	1	0	1	0	0

E-Gemoll (9), Lunetta (13), Prior 2 (1). DP-USC 1. LOB-LSU 7, USC 5. HR-Hawpe 2 (11), Craig (18), Concepcion (8). SH Thibodeaux (1), Montanez (4).

LSU	IP	H	R	ER	BB	SO
Saxon	3	3	2	2	1	4
Hodges (W, 4-2)	6	4	2	2	1	3
USC	IP	H	R	ER	BB	SO
Prior (L, 10-7)	6.2	4	5	5	3	7
Flores	0.2	3	2	2	1	0
Petke	0	1	1	1	0	0
Todd	0	0	1	1	1	0
Montrenes	0.2	1	1	1	0	2
Bannister	1	0	0	0	0	0

Saxon faced two batters in the 4th. Petke faced one batter in the 8th. Todd faced one batter in the 8th.

BK-Hodges. HBP-by Prior (Barbier), by Prior (Pontiff), by Hodges (Peavey). Umpires - Scott Graham, Al Davis, David Wiley, Dan Mascorro. Start - 2:08 p.m. Time - 3:09 Att. - 16000

LSU 6, Florida State 3 - June 15, 2000

ROSENBLATT STADIUM, OMAHA, NEB.

FLA. ST. 3 (53-19)	AB	R	H	RBI	LSU 6 (51-17)	AB	R	H	RBI
Smith, rf	5	1	2	0	Theriot, ss	4	0	1	0
Griffin, lf	4	0	2	2	Fontenot, 2b	2	2	1	0
McDougall, 2b	4	0	2	0	Cresse, c	4	1	1	0
Barthelemy, 1b	5	0	1	0	Hawpe, 1b	3	2	2	2
Jernigan, cf	2	1	0	0	Barbier, 3b	3	0	1	1
Balet, 3b	4	0	1	0	Pontiff, dh	4	0	0	0
Halliday, dh	3	0	0	0	Harris, cf	4	0	1	2
Futrell, ph	1	0	0	0	Witten, lf	3	0	0	0
Boyd, ph	1	0	0	0	Wright, rf	3	1	2	1
Groves, ss	3	0	1	1					
McCaleb, c	1	1	0	0					
TOTALS	33	3	9	3	TOTALS	30	6	9	6
Florida State	0	0	0	0	0	1	0	2	0
LSU	1	0	0	1	1	0	0	3	x - 6

E-Barbier (17). DP-FSU 1, LSU 2. LOB-FSU 13, LSU 4. 2B-Smith (28), McDougall (23), Cresse (21). HR-Hawpe (12), Wright (4). SB-Jernigan (14), Fontenot (8). CS-Barbier (3), Wright (3).

FLORIDA STATE	IP	H	R	ER	BB	SO
Varnes (L, 11-4)	7.1	8	6	6	3	2
Lynch	0.1	1	0	0	0	1
Whidden	0.1	0	0	0	0	0
LSU	IP	H	R	ER	BB	SO
Gomez	5.1	6	1	1	4	3
Brian	0.2	0	0	0	1	0
Youman	1.2	3	2	2	1	1
Guidry (W, 1-2)	0.2	0	0	0	2	0
Hodges (S, 2)	0.2	0	0	0	0	1

WP-Youman (4). PB-Cresse (4). BK-Gomez (2). HBP-by Gomez (Jernigan), by Youman (Jernigan), by Varnes (Barbier). Umpires - Tony Maners, Joe Burleson, Al Davis, David Wiley. Start - 6:22 p.m. Time - 3:09 Att. - 19209

LSU 6, Stanford 5 - June 17, 2000

ROSENBLATT STADIUM, OMAHA, NEB.

STANFORD 5 (50-16)	AB	R	H	RBI	LSU 6 (52-17)	AB	R	H	RBI				
Thompson, 1b	5	1	3	4	Theriot, ss	5	1	1	1				
Bruntlett, ss	4	0	1	0	Fontenot, 2b	3	0	1	0				
Muth, cf	4	0	0	0	Cresse, c	3	0	1	1				
Gall, 3b	5	0	2	1	Hawpe, 1b	3	0	0	0				
Borchard, rf	4	0	0	0	Barbier, 3b	3	1	1	1				
O'Riordan, 2b	5	1	2	0	Pontiff, dh	3	2	1	0				
Topham, lf	5	1	2	0	Harris, cf	4	1	1	1				
VanZandt, dh	4	0	1	0	Witten, lf	3	1	2	2				
Alvarado, c	3	2	2	0	Wright, rf	3	0	0	0				
TOTALS	39	5	13	5	TOTALS	30	6	8	6				
Stanford	0	0	0	4	0	1	0	0	0	-	5	13	0
LSU	0	2	0	0	0	0	0	3	1	-	6	8	0

DP-Stanford 1. LOB-Stanford 11, LSU 9. 2B-Thompson (21), VanZandt (6), Fontenot (13), Pontiff (20). HR-Thompson (12), Barbier (9), Witten (7). SB-Bruntlett (11). CS-O'Riordan (1). SH-Wright (2).

STANFORD	IP	H	R	ER	BB	SO
Young	4	4	2	2	1	2
Wayne (L, 15-4)	4	4	4	4	3	7
LSU	IP	H	R	ER	BB	SO
Tallet	5	11	5	5	1	4
Hodges (W, 5-2)	4	2	0	0	1	4

BK-Hodges (4). HBP-by Young (Cresse), by Tallet (Alvarado), by Young (Witten), by Hodges (Borchard), by Wayne (Barbier), by Wayne (Fontenot). Umpires - Scott Graham, Al Davis, Joe Burleson, Dan Mascorro, Tony Maners, David Wiley. Start - 1:40 p.m. Time - 3:42 Att. - 24282



LSU defeated Stanford, 6-5, to win the 2000 CWS title.

2009

FINAL RECORD: 56-17

PLAYERS

Ben Alsup, RHP
 Paul Bertuccini, RHP
 Daniel Bradshaw, RHP
 Ryan Byrd, LHP
 Nolan Cain, RHP
 Louis Coleman, RHP
 Blake Dean, OF/DH
 Wet Delatte, INF
 Beau Didier, INF
 Johnny Dishon, OF
 Grant Dozar, INF
 Kevin Farnsworth, C
 Micah Gibbs, C
 Tyler Hanover, INF
 Buzzy Haydel, INF
 Derek Helenihi, INF
 Chad Jones, OF/LHP
 Leon Landry, OF
 DJ LeMahieu, INF
 Mikie Mahtook, OF
 Spencer Mathews, RHP
 Chris Matulis, LHP
 Chris McGhee, INF
 Jared Mitchell, OF
 Jordan Nicholson, RHP
 Austin Nola, INF
 Sean Ochinko, INF/C
 Matty Ott, RHP
 Nicholas Pontiff, OF
 Anthony Ranaudo, RHP
 Shane Riedie, RHP
 Austin Ross, RHP
 Ryan Schimpf, INF/OF
 Randy Zeigler, LHP

COACHES

Paul Mainieri - Head Coach
 David Grewe - Associate Head Coach
 Javi Sanchez - Assistant Coach
 Will Davis - Assistant Coach
 Ross Brezovsky - Coordinator of Operations
 Kyle Beerbohm - Undergrad. Asst. Coach
 Jeremy Phillips - Strength Coach

MANAGERS

Matthew Montgomery
 Ryan Latuso
 A.J. Million
 Josh Pope

TRAINERS

Beau Lowery - Head Trainer
 Craig Chelette - Student Trainer
 Erin Sutton - Student Trainer



LSU coach Paul Mainieri directed the 2009 Tigers to the College World Series title, posting a 56-17 overall record, including a 10-1 mark in NCAA Tournament competition. The Tigers defeated Texas in the CWS Championship Finals to win the national title, LSU's sixth CWS championship and its first since 2000. Mainieri also guided his squad to the 2009 Southeastern Conference regular-season and tournament titles. The 2009 season was a magnificent year that began with LSU ranked No. 1 in the polls and ended with the Tigers still occupying college baseball's summit. The Tigers improved to 6-0 in winner-take-all games for the CWS championship, also claiming national titles in 1991, 1993, 1996, 1997 and 2000.

LSU in 2009 won its first Southeastern Conference regular-season title since 2003, posting a 20-10 SEC mark. The Tigers then became the first league school since

Alabama in 2002-03 to win consecutive SEC Tournament titles.

LSU played host to the 2009 NCAA Baton Rouge Regional, where the Tigers defeated Southern, Baylor and Minnesota to set up a Super Regional matchup versus Rice in Alex Box Stadium. LSU swept two games from the Owls, earning a berth to the CWS for the second straight season and for the 15th time in school history.

The Tigers defeated Virginia in their CWS opener and recorded two wins over Arkansas to advance to the CWS Championship Finals versus Texas. Trailing 6-4 in the ninth inning of Game 1, the Tigers staged a dramatic two-run rally and eventually prevailed, 7-6, in 11 innings. The Longhorns posted a 5-1 win in Game 2; however, LSU overwhelmed UT, 11-4, in the deciding game to claim the NCAA championship trophy.

Three LSU pitchers earned All-America



Paul Mainieri guided the Tigers to the 2009 College World Series title and earned National Coach of the Year recognition.

Anthony Ranaudo posted two CWS wins, including a victory over Texas in the deciding game of the Championship Series.



recognition in 2009 – right-handers Louis Coleman, Anthony Ranaudo and Matty Ott. Coleman was the '09 SEC Pitcher of the Year, recording a 14-2 record, a 2.93 ERA and 142 strikeouts in 129 innings. Coleman finished the season ranked No. 2 in the nation in wins and No. 4 in strikeouts.

Ranaudo, an all-SEC selection and a member of the College World Series all-tournament team, was 12-3 on the year with a 3.04 ERA and 159 strikeouts in 124.1 innings. Ranaudo was No. 3 in the nation in strikeouts, and he became the first LSU pitcher to lead the SEC in Ks since Kurt Ainsworth in 1999.

Ott, the SEC Co-Freshman of the Year, established an LSU single-season record with 16 saves. A finalist for the NCBWA Stopper of the Year award, Ott posted a 4-2 mark and a 2.68 ERA with six walks and 69 strikeouts in 50.1 innings.

Junior outfielder Jared Mitchell finished his career No. 2 on the all-time LSU steals list with 70. He trails only Rob Hartwig, who had 73 steals from 1986-87. Mitchell's 36 steals in 2009 marks the

second-highest single season total in LSU history – Hartwig has the single-season mark with 42 in 1987.

LSU DH/OF Blake Dean completed the 2009 season ranked No. 8 on the all-time LSU home run list with 44 dingers. He is No. 6 on the LSU career RBI list with 190.

LSU OF/1B Ryan Schimpf finished his career No. 10 on the all-time LSU home run list with 38 career dingers. Schimpf had three home runs in the 2009 College World Series, marking the first time an LSU player hit three homers in the CWS since former first baseman Brad Hawpe launched three dingers in Omaha in 2000. Schimpf had 22 homers in 2009, the 10th-highest single-season total in LSU history.

LSU's final baseball attendance figure for the 2009 season topped the 400,000 mark, shattering the previous school attendance record. LSU's total paid attendance for the '09 season in the New Alex Box Stadium was 403,056 for 42 games, an average of 9,596 per game.

Pitcher Louis Coleman reacts after striking out the final Texas hitter to clinch the 2009 National Championship.



2009 COLLEGE WORLD SERIES ALL TOURNAMENT TEAM

C	Cameron Rupp, Texas
1B	Dustin Ackley, North Carolina
2B	DJ LeMahieu, LSU
3B	Kyle Seager, North Carolina
SS	Tyler Cannon, Virginia
OF	Kole Calhoun, Arizona St.
OF	Jared Mitchell, LSU
OF	Ryan Schimpf, LSU
DH	Russell Moldenhauer, Texas
P	Anthony Ranaudo, LSU
P	Taylor Jungmann, Texas

MOST OUTSTANDING PLAYER
Jared Mitchell, LSU



The 2009 Tigers won 15 of their final 16 games en route to the national championship.



College World Series MVP Jared Mitchell launched a three-run homer in the first inning of Game 3 of the CWS Finals.

LSU 9, Virginia 5 - June 13, 2009

ROSENBLATT STADIUM, OMAHA, NEB.

VIRGINIA	AB	R	H	RBI	LSU	AB	R	H	RBI
Parker cf	3	0	0	0	LeMahieu 2b	5	2	3	1
Gosselin lf	5	0	0	0	Schimpf lf	4	2	2	2
Hultzen p/dh	5	0	1	1	Dean dh	4	1	1	1
Grovatt rf	4	0	1	0	Gibbs c	5	1	3	2
Proscia 3b	4	1	1	1	Mahtook cf	4	1	3	0
Cannon ss	4	2	3	0	Ochinko 1b	4	1	1	3
Hicks 1b	5	0	1	0	Mitchell rf	3	0	0	0
Valdes c	5	1	3	2	Helenihi 3b	4	0	1	0
Werman 2b	5	1	4	1	Nola ss	2	1	0	0
TOTALS	40	5	14	5	TOTALS	35	9	14	9

Virginia	0	0	1	1	2	0	1	0	0	-	5	14	1
LSU	1	0	2	0	3	0	0	3	X	-	9	14	0

E - Proscia, S.[12]. DP - Virginia 1. LOB - Virginia 14; LSU 7. 2B - Valdes, F.[13]; Werman, K.[1]; Schimpf[18]; Dean[17]. 3B - Cannon, T.[5]. HR - Proscia, S.[10]; Valdes, F.[6]; Schimpf[20]; Ochinko[8]. HBP - Proscia, S.; Nola. SH - Schimpf[4]. SF - Dean[10]. CS - Hicks, J.[4]; LeMahieu[4] Helenihi[1].

VIRGINIA	IP	H	R	ER	BB	SO	LSU	IP	H	R	ER	BB	SO
Hultzen	3.0	7	3	3	1	5	Ranaudo	3.1	5	2	2	4	3
Packer	3.0	5	3	3	1	4	Bertuccini	1.1	4	2	2	0	1
Wilson	2.0	2	3	3	0	1	Ross	2.0	4	1	1	0	2
							Jones	0.1	0	0	0	1	0
							Coleman	1.0	0	0	0	0	1
							Ott	1.0	1	0	0	0	1

Win - Ross [6-7]. Loss - Packer, M. [3-5]. Save - None. WP - Ranaudo[7]. HBP - by Coleman (Proscia, S.); by Wilson, T. (Nola). Umpires - HP: Steve Manders 1B: Jeff Henrichs 2B: Joe Burleson 3B: Darrin Sealey Start: 6:10 pm Time: 3:40 Attendance: 24904

LSU 9, Arkansas 1 - June 15, 2009

ROSENBLATT STADIUM, OMAHA, NEB.

LSU	AB	R	H	RBI	ARKANSAS	AB	R	H	RBI
Parker cf	3	0	0	0	Leavitt lf/rf	5	0	1	0
LeMahieu 2b	5	2	3	0	Tschepikow ss	5	1	2	0
Schimpf lf/1b	2	2	1	1	Lyons dh	5	0	2	0
Haydel ph/1b	1	0	0	0	Wilkins 1b	2	0	1	1
Dean dh	3	1	1	2	Cox 3b	4	0	0	0
McGhee pr	0	0	0	0	Bigham 2b	2	0	0	0
Gibbs c	5	1	2	0	Darr rf	1	0	0	0
Mahtook cf	4	2	1	3	House ph/lf	3	0	2	0
Mitchell rf	5	0	3	1	McCann c	4	0	1	0
Pontiff rf	0	0	0	0	Cisterna c	0	0	0	0
Ochinko 1b	4	0	0	0	Kuhn cf	2	0	0	0
Landry ph/lf	1	0	0	0	Sample ph/lf	2	0	0	0
Helenihi 3b	5	0	0	0					
Nola ss	5	1	2	1					
TOTALS	40	9	13	8	TOTALS	35	1	9	1

LSU	3	1	0	0	0	5	0	0	0	-	9	13	0
Arkansas	1	0	0	0	0	0	0	0	0	-	1	9	2

E - House[5]; Kuhn[3]. LOB - LSU 11; Arkansas 11. 2B - Schimpf[19]; Mitchell 2[14]; Tschepikow 2[12]; Wilkins[18]. HR - Dean[16]; Mahtook[7]; Nola[3]. HBP - Schimpf. SF - Wilkins[11]; LeMahieu[11]; Tschepikow[17]; Wilkins[8].

LSU	IP	H	R	ER	BB	SO	ARKANSAS	IP	H	R	ER	BB	SO
Coleman	6.0	6	1	1	3	7	Eibner	1.2	5	4	4	2	1
Bradshaw	2.0	2	0	0	0	1	Forrest	4.0	4	3	3	1	2
Cain	1.0	1	0	0	0	2	Murphy	1.1	3	2	1	1	1
							Wells	2.0	1	0	0	2	2

Win - Coleman [14-2]. Loss - Eibner (5-5). Save - None. HBP - by Forrest (Schimpf). Umpires - HP: Joe Burleson 1B: Darrin Sealey 2B: Steve Manders 3B: Jeff Henrichs Start: 6:08 pm Time: 3:24 Attendance: 23417

LSU 14, Arkansas 5 - June 19, 2009

ROSENBLATT STADIUM, OMAHA, NEB.

LSU	AB	R	H	RBI	ARKANSAS	AB	R	H	RBI
LeMahieu 2b/ss	5	2	1	0	Leavitt lf	5	1	3	3
Schimpf lf/1b	5	2	3	1	Lyons dh	4	0	0	0
Haydel ph/2b	1	0	1	0	Carver ss	1	0	0	0
Dean dh	4	3	2	2	Cox ss/p	4	0	0	0
Jones ph	1	0	1	1	Kowalchuk p	0	0	0	0
Gibbs c	6	1	1	1	Wilkins 3b	4	0	0	0
Mahtook cf	4	1	1	2	Bigham 2b	4	0	0	0
Ochinko 1b	3	1	1	1	House 1b	3	1	2	0
Landry lf	1	0	0	0	Hauskey ph	1	0	1	0
Mitchell rf	2	1	1	1	Kuhn pr	0	1	0	0
Pontiff rf	1	1	1	0	Eibner cf	4	1	2	2
Helenihi 3b	3	0	0	0	McCann c	3	0	1	0
Hanover ph/3b	2	1	2	3	Cisterna c	1	0	0	0
Nola ss	3	1	1	0	Darr rf	2	1	0	0
McGhee ph	1	0	0	0					
Dozar 1b	0	0	0	0					
TOTALS	42	14	16	12	TOTALS	36	5	9	5

LSU	1	0	3	0	1	1	5	0	3	-	14	16	0
Arkansas	0	0	0	0	0	0	2	0	3	-	5	9	2

E - House[6]; Forrest[3]. DP - Arkansas 2. LOB - LSU 8; Arkansas 6. 2B - Haydel[4]; Dean[18]; Ochinko[15]; Hanover[9]. HR - Schimpf[21]; Dean[17]; Mitchell[10]; Hanover[5]; Leavitt[2]; Eibner[12]. SF - Mahtook[3].

LSU	IP	H	R	ER	BB	SO	ARKANSAS	IP	H	R	ER	BB	SO
Ranaudo	6.0	4	0	0	0	5	Richards	2.0	4	4	2	2	2
Ross	1.0	3	2	2	1	2	Bolsinger	3.0	1	1	1	1	4
Byrd	1.0	0	0	0	0	0	Forrest	1.1	3	5	4	1	1
Ott	0.2	2	3	3	1	2	Wells	0.0	1	1	1	0	0
Bertuccini	0.1	0	0	0	0	0	Limbocker	0.0	0	0	0	1	0
							Murphy	1.2	2	0	0	1	2
							Cox	0.2	4	3	3	0	0
							Kowalchuk	0.1	1	0	0	0	0

Win - Ranaudo [11-3]. Loss - Richards [6-2]. Save - None. WP - Bolsinger[2]; Limbocker[2]; Murphy[3]. Umpires - HP: Joe Burleson 1B: Mark Chapman 2B: Chuck Lyon 3B: Perry Costello Start: 3:38 pm Time: 3:14 Attendance: 19734 Weather: 72, partly sunny, winds E at 7 - Game notes: Start of game delayed 2 hours and 30 minutes due to rain. Richards faced 3 batters in the 3rd. Wells faced 1 batter in the 7th. Limbocker faced 1 batter in the 7th.

LSU 7, Texas 6 (11 innings) - June 22, 2009

ROSENBLATT STADIUM, OMAHA, NEB.

LSU	AB	R	H	RBI	TEXAS	AB	R	H	RBI
LeMahieu 2b/ss	4	2	2	3	Torres 3b	5	0	1	0
Schimpf lf/1b	5	1	1	1	Tucker 2b	5	1	1	1
Dean dh	5	1	1	0	Belt 1b	5	0	0	0
Gibbs c	4	1	1	0	Moldenhauer dh	3	2	3	2
Mahtook cf	6	0	2	1	Shepherd ph	0	0	0	0
Mitchell rf	6	0	2	2	Lusson,Ke. ph	1	0	0	0
Ochinko 1b	3	0	1	0	Rupp c	4	0	0	0
Landry pr/lf	0	1	0	0	Keyes rf	4	2	2	1
Helenihi 3b	4	1	0	0	Lusson,Ky. rf	1	0	0	0
Nola ss	3	0	1	0	Loy ss	5	0	1	0
Hanover ph/2b	2	0	0	0	Clark lf	3	0	0	0
					Maitland lf	1	0	0	0
					Rowe cf	4	1	1	1
					TOTALS	41	6	9	5

TOTALS	42	7	11	7	TOTALS	41	6	9	5
--------	----	---	----	---	--------	----	---	---	---

LSU	1	0	0	0	0	2	1	0	2	0	1	-	7	11	0
Texas	0	0	0	3	0	2	1	0	0	0	0	-	6	9	1

E - Rupp, C.[6]. DP - Texas 1. LOB - LSU 11; Texas 6. 2B - LeMahieu[13]; Loy, B.[8]. 3B - Mitchell[5]. HR - LeMahieu[5]; Schimpf[22]; Tucker, T.[3]; Moldenhauer 2[3]; Keyes, K.[8]; Rowe, C.[8]. HBP - Maitland, T. SH - LeMahieu[3]; Rowe, C.[8]. SB - LeMahieu[12].

LSU	IP	H	R	ER	BB	SO	TEXAS	IP	H	R	ER	BB	SO
Coleman	6.0	9	6	6	0	6	Ruffin	5.2	5	3	3	1	10
Jones	1.0	0	0	0	0	1	Wood	2.2	3	2	2	1	2
Bertuccini	1.0	0	0	0	1	0	Jungmann	0.0	0	1	1	1	0
Ott	3.0	0	0	0	1	3	Dicharry	1.0	2	0	0	3	1
							Workman	1.2	1	1	1	2	2

Win - Ott (4-2). Loss - Workman, B. [3-4]. Save - None. WP - Coleman[3]; Dicharry, A.[4]. HBP - by Ott (Maitland, T.). Umpires - HP: Tony Maners 1B: Perry Costello 2B: Steve Manders 3B: Jeff Henrichs Start: 6:11 pm Time: 4:09 Attendance: 23019 Coleman faced 1 batter in the 7th. Jungmann, T. faced 1 batter in the 9th.

Texas 5, LSU 1 - June 23, 2009

ROSENBLATT STADIUM, OMAHA, NEB.

TEXAS	AB	R	H	RBI	LSU	AB	R	H	RBI
Torres 3b	4	1	1	0	LeMahieu 2b	4	0	1	0
Tucker 2b	3	0	1	0	Schimpf 1b	4	0	0	0
Belt 1b	4	0	2	1	Dean dh	3	0	1	0
Moldenhauer dh	4	1	1	1	Gibbs c	4	0	1	0
Rupp c	3	1	2	0	Mahtook cf	4	0	0	0
Keyes rf	5	0	0	0	Mitchell rf	3	1	1	0
Rowe cf	4	1	1	1	Landry lf	4	0	1	0
Clark lf	4	1	3	2	Helenihi 3b	3	0	0	0
Loy ss	4	0	1	0	Nola ss	3	0	0	0
TOTALS	35	5	12	5	TOTALS	32	1	5	0

Texas	1	1	3	0	0	0	0	0	0	-	5	12	3
LSU	0	1	0	0	0	0	0	0	0	-	1	5	2

E - Tucker, T.[8]; Loy, B. 2[10]; Gibbs 2[7]. DP - Texas 2; LSU 2. LOB - Texas 10; LSU 6. 2B - Rupp, C.[13]; Rowe, C.[7]. 3B - LeMahieu[4]. HR - Moldenhauer[4]; Clark, P.[3]. HBP - Rupp, C. SH - Tucker, T.[9]. SB - Loy, B.[9]. CS - Torres, M.[2]. Reached on C1 - Tucker, T..

TEXAS	IP	H	R	ER	BB	SO	LSU	IP	H	R	ER	BB	SO
Jungmann	9.0	5	1	0	2	9	Ross	2.0	4	2	2	1	0
							Byrd	0.2	3	3	3	0	0
							Cain	3.1	3	0	0	3	4
							Bradshaw	3.0	2	0	0	0	0

Win - Jungmann, T. [11-3]. Loss - Ross [6-8]. Save - None. HBP - by Bradshaw (Rupp, C.). BK - Jungmann, T.[2]C1 - Gibbs. Umpires - HP: Joe Burleson 1B: Steve Manders 2B: Jeff Henrichs 3B: Mark Chapman Start: 7:44 pm Time: 3:10 Attendance: 21871 Cain faced 2 batters in the 7th.

LSU 11, Texas 4 - June 24, 2009

ROSENBLATT STADIUM, OMAHA, NEB.

LSU	AB	R	H	RBI	TEXAS	AB	R	H	RBI
LeMahieu 2b	4	1	2	0	Torres 3b	5	0	2	0
McGhee 2b	0	0	0	0	Tucker 2b	5	1	2	0
Schimpf lf	3	1	1	2	Belt 1b	4	1	0	0
Landry lf	0	0	0	0	Moldenhauer dh	4	0	1	0
Dean dh	3	1	0	1	Lusson,Ky. pr	0	0	0	0
Ochinko 1b	5	2	4	3	Rupp c	4	1	1	1
Haydel 1b	0	0	0	0	Keyes rf	3	1	1	2
Mitchell rf	4	2	1	3	Rowe cf	4	0	1	0
Pontiff rf	0	0	0	0	Clark lf	3	0	1	1
Mahtook cf	5	1	1	1	Loy ss	4	0	0	0
Gibbs c	4	2	2	0					
Helenihi 3b	4	0	0	1					
Nola ss	4	1	1	0					
TOTALS	36	11	12	11	TOTALS	36	4	9	4

LSU	3	1	0	0	0	5	0
-----	---	---	---	---	---	---	---

LSU's NCAA Individual Leaders

BATTING AVERAGE

2012 Raph Rhymes .431

HOME RUNS

1996 Eddy Furniss 26
2000 Brad Cresse 30
2008 Matt Clark 28

RBI

1993 Todd Walker 102
1996 Eddy Furniss 103
2000 Brad Cresse 106

DOUBLES

2000 Brad Hawpe # 36

TOTAL BASES

1993 Todd Walker 214

WALKS

1987 Andy Galy 77

SAVES

1991 Rick Greene 14

LSU's NCAA Team Leaders

HITS

1990 LSU 807

RUNS SCORED

1993 LSU 603

HOME RUNS

1996 LSU 131
1997 LSU # 188
1998 LSU 157

WINNING PCT.

2013 LSU 57-11 (.838)

SHUTOUTS PITCHED

2014 LSU 17

LSU's SEC Individual Leaders

BATTING AVERAGE

2011 Mikie Mahtook .383
2012 Raph Rhymes .431

HOME RUNS

1964 Bob Stewart 7
1987 Albert Belle 21
1988 Craig Cala 15
1991 Gary Hymel 25
1993 Todd Walker 22
1996 Eddy Furniss 26
1997 Brandon Larson *40
1998 Brad Cresse 29
2000 Brad Cresse 30
2006 Quinn Stewart 23
2008 Matt Clark 28
2013 Mason Katz 16

RBI

1987 Craig Faulkner 69
1988 Craig Cala 75
1989 Wes Grisham 85
1991 Gary Hymel 79
1992 Todd Walker 76
1993 Todd Walker 102
1996 Eddy Furniss 106
1997 Brandon Larson *118
1998 Brad Cresse 90
2000 Brad Cresse 106
2001 Todd Linden 76
2013 Mason Katz 70

TRIPLES

1981 Chip Moses 5
1983 Mark Howie 7
1989 Wes Grisham 6
1990 Rich Cordani 6
1995 Mike Klostermeyer 6
2008 Ryan Schimpf 7
2013 Alex Bregman 7

DOUBLES

1986 Jeff Yurtin 24
1994 Russ Johnson 26
2000 Brad Hawpe #36
2003 Aaron Hill 27

STOLEN BASES

1972 Mike Sonderegger 19
1975 Larry Wright 25
1987 Rob Hartwig 42
2011 Mikie Mahtook 29

HITS

1961 John Bailey 32
1989 Wes Grisham 106
1990 Wes Grisham 100
1992 Todd Walker 100
1993 Todd Walker 109
1997 Brandon Larson 110
2009 DJ LeMahieu 96
2012 Raph Rhymes 100

RUNS SCORED

1991 Lyle Mouton 78
1992 Todd Walker 72
1993 Todd Walker 85
1994 Todd Walker 77
1996 Nathan Dunn 95
2000 Mike Fontenot 93
2003 Aaron Hill 68
2012 Mason Katz 65

PITCHING WINS

1961 Allen Smith 10
1972 Randy Wiles 8
1975 Pat Mook 10
1976 Paul Stefan 10
1986 Stan Loewer 14
1989 Curtis Leskanic 15
1990 Paul Byrd 17
1991 Chad Ogea 14
1992 Lloyd Peever 14
1996 Eddie Yarnall 11
1999 Kurt Ainsworth 13
2001 Lane Mestepey 11
2008 Jared Bradford 10
2009 Louis Coleman 14
2012 Kevin Gausman 12

ERA

1961 Allen Smith 1.34
1966 Bruce Baudier 0.88
1970 Rick Farizo * 0.21
1980 Don Schneider 1.38
1986 Barry Manuel 2.37
1993 Brett Laxton 1.98
2002 Lane Mestepey 2.59
2009 Louis Coleman 2.93
2014 Aaron Nola 1.47

STRIKEOUTS PITCHED

1972 Randy Wiles 116
1975 Paul Stefan 73
1976 Paul Stefan 83
1983 Cal Santarelli 91
1986 Mark Guthrie 122
1988 Russ Springer 156
1989 Ben McDonald * 202
1991 Chad Ogea 140
1995 Scott Schultz 150
1999 Kurt Ainsworth 157
2009 Anthony Renaudo 159
2012 Kevin Gausman 135
2013 Aaron Nola 122
2014 Aaron Nola 134

LSU's SEC Team Leaders

BATTING AVERAGE

1990 LSU .325
1996 LSU .318
2000 LSU .340
2001 LSU .318
2004 LSU .333

HOME RUNS

1993 LSU 85
1995 LSU 81
1996 LSU 131
1997 LSU #188
1998 LSU 157
2003 LSU 85

RBI

1987 LSU 434
1990 LSU 515
1991 LSU 488
1993 LSU 527
1995 LSU 457
1996 LSU 583
1997 LSU * 632
2000 LSU 598
2001 LSU 514
2003 LSU 477
2004 LSU 473
2008 LSU 488
2009 LSU 532
2012 LSU 368

TRIPLES

1987 LSU 18
1988 LSU 19
1989 LSU 26
1990 LSU 27
1993 LSU 37
2008 LSU 28
2009 LSU 19
2010 LSU 24

DOUBLES

1990 LSU 156
1991 LSU 138
1993 LSU 152
2000 LSU *194
2003 LSU 147
2009 LSU 142
2013 LSU 128

STOLEN BASES

1987 LSU 156
2009 LSU 114

HITS

1986 LSU 696
1990 LSU 807
1993 LSU 737
2000 LSU 864
2001 LSU 754
2003 LSU 777
2004 LSU 791
2009 LSU 783
2013 LSU 722

RUNS SCORED

1986 LSU 542
1987 LSU 509
1990 LSU 587
1991 LSU 547
1993 LSU 603
1996 LSU 648
2000 LSU 652
2001 LSU 574
2003 LSU 524
2004 LSU 515
2008 LSU 538
2009 LSU 575
2012 LSU 397

SLUGGING PERCENTAGE

1990 LSU .486
1993 LSU .511
1995 LSU .491
1996 LSU .558
2000 LSU .542
2001 LSU .508
2004 LSU .506

ERA

1987 LSU 3.07
1989 LSU 3.50
1996 LSU 3.38
1998 LSU 4.38
2002 LSU 3.42
2009 LSU 4.01

STRIKEOUTS PITCHED

1985 LSU 442
1987 LSU 552
1988 LSU 519
1989 LSU 621
1990 LSU 555
1991 LSU 626
1996 LSU 633
1997 LSU 681
1998 LSU 646
2000 LSU 574
2003 LSU 515
2009 LSU 679
2012 LSU 573

FIELDING PERCENTAGE

1995 LSU .970
2009 LSU .974
2012 LSU .980
2013 LSU .980

* - SEC Record | # - NCAA Record

Bold Letters Indicate SEC Records

HITS

Season	
1. 110	Brandon Larson (289 AB) 1997
2. 109	Todd Walker (276 AB) 1993
3. 106	Wes Grisham (291 AB) 1989
106	Brad Cresse (273 AB) 2000
106	J.C. Holt (270 AB) 2004
6. 104	Brad Hawpe (287 AB) 2000
104	Alex Bregman (282 AB) 2013
8. 103	Mike Fontenot (292 AB) 2000
9. 102	Sean Barker (267 AB) 2002
10. 101	Todd Walker (257 AB) 1994
11. 100	Wes Grisham (278 AB) 1990
	Todd Walker (250 AB) 1992
	Ryan Patterson (293 AB) 2004
	Raph Rhymes (232 AB) 2012

Career	
1. 352	Eddy Furniss (948 AB) 1995-98
2. 332	Blake Dean (989 AB) 2007-10
3. 327	Jason Williams (1019 AB) 1993-96
4. 310	Todd Walker (783 AB) 1992-94
5. 307	Blair Barbier (1000 AB) 1997-2000
6. 284	Ryan Patterson (805 AB) 2003-05
7. 279	Blake Gill (883 AB) 2002-05
8. 278	Tookie Johnson (900 AB) 1988-91
9. 273	Brad Cresse (842 AB) 1997-2000
10. 272	Tyler Hanover (873 AB) 2009-12

RUNS

Season	
1. 95	Nathan Dunn (257 AB) 1996
2. 93	Mike Fontenot (292 AB) 2000
3. 85	Todd Walker (276 AB) 1993
	Eddy Furniss (236 AB) 1998
5. 83	Russ Johnson (259 AB) 1993
6. 82	Brandon Larson (289 AB) 1997
	Blair Barbier (252 AB) 1997
8. 79	Jason Williams (268 AB) 1996
9. 78	Lyle Mouton (248 AB) 1991
10. 77	Todd Walker (257 AB) 1994
	Eddy Furniss (259 AB) 1997

Career	
1. 270	Jason Williams (1019 AB) 1993-96
2. 261	Eddy Furniss (948 AB) 1995-98
3. 260	Blair Barbier (1000 AB) 1997-2000
4. 234	Todd Walker (783 AB) 1992-94
5. 223	Blake Dean (989 AB) 2007-10
6. 216	Russ Johnson (733 AB) 1992-94
7. 211	Tookie Johnson (900 AB) 1988-91
8. 206	Armando Rios (568 AB) 1991-93
9. 205	Brad Cresse (842 AB) 1997-2000
10. 203	Ryan Patterson (805 AB) 2003-05

RUNS BATTED IN

Season	
1. 118	Brandon Larson (289 AB) 1997
2. 106	Brad Cresse (273 AB) 2000
3. 103	Eddy Furniss (238 AB) 1996
4. 102	Todd Walker (276 AB) 1993
5. 90	Brad Cresse (232 AB) 1998
6. 85	Wes Grisham (291 AB) 1989
7. 84	Trey McClure (240 AB) 1998
84	Brad Hawpe (287 AB) 2000
9. 82	Jeff Leamont (257 AB) 1999
10. 81	Nathan Dunn (257 AB) 1996

Career	
1. 308	Eddy Furniss (948 AB) 1995-98
2. 260	Blake Dean (989 AB) 2007-10
3. 257	Brad Cresse (842 AB) 1997-2000
4. 246	Todd Walker (783 AB) 1992-94
5. 202	Trey McClure (778 AB) 1996-99
6. 199	Blair Barbier (1000 AB) 1997-2000
7. 185	Clay Harris (771 AB) 2002-05
8. 182	Chad Cooley (824 AB) 1993-96
9. 181	Russ Johnson (733 AB) 1992-94
10. 180	Mason Katz (718 AB) 2010-13

BATTING AVERAGE

(Min. 2 at bats per team game)

Season	
1. .431	Raph Rhymes (100-for-232) 2012
2. .410	Russ Johnson (96-for-234) 1994
3. .403	Eddy Furniss (95-for-236) 1998
4. .400	Todd Walker (100-for-250) 1992
5. .395	Todd Walker (109-for-276) 1993
	Mike Nunnally (32-for-81) 1971
7. .393	Todd Walker (101-for-257) 1994
	J.C. Holt (106-for-270) 2004
9. .390	Gene Murphy (23-for-59) 1951
10. .388	Al White (38-for-98) 1958
	Brad Cresse (106-for-273) 2000
	Micah Gibbs (95-for-245) 2010

Career	
1. .396	Todd Walker (310-for-783) 1992-94
2. .373	Raph Rhymes (261-for-700) 2011-13
3. .372	Sean Barker (129-for-347) 2001-02
4. .371	Eddy Furniss (352-for-948) 1995-98
5. .367	Russ Johnson (269-for-733) 1992-94
6. .362	Wes Grisham (206-for-569) 1989-90
7. .353	Mark Cooper (101-for-286) 1983-84
	Lyle Mouton (149-for-422) 1990-91
	Ryan Patterson (284-for-805) 2003-05
10. .351	Brad Hawpe (142-for-404) 1999-00
11. .350	Jeff Yurtin (138-for-394) 1985-86
	J.C. Holt (240-for-686) 2002-04

DOUBLES

Season	
1. 36	# Brad Hawpe (287 AB) 2000
2. 27	Eddy Furniss (236 AB) 1998
	Aaron Hill (265 AB) 2003
4. 26	Russ Johnson (234 AB) 1994
	Wes Grisham (291 AB) 1989
6. 25	Eddy Furniss (259 AB) 1997
	Bryan Moore (241 AB) 2001
8. 24	Chad Cooley (260 AB) 1995
	Jeff Yurtin (216 AB) 1986
10. 23	Craig Cala (264 AB) 1989
	Wes Grisham (278 AB) 1990
	Keith Osik (268 AB) 1990
	Rich Cordani (273 AB) 1990
	Johnny Tellechea (262 AB) 1991
	Todd Walker (257 AB) 1994
	Blair Barbier (252 AB) 1997
	Ryan Patterson (293 AB) 2004
	Nick Stavinocha (257 AB) 2005
	Ryan Patterson (249 AB) 2005

- also NCAA Record

Career	
1. 87	Eddy Furniss (948 AB) 1995-1998
2. 86	Ryan Patterson (805 AB) 2003-05
3. 63	Blake Dean (989 AB) 2007-10
4. 62	Blair Barbier (1000 AB) 1997-2000
5. 61	Todd Walker (783 AB) 1992-94
6. 60	Russ Johnson (733 AB) 1992-94
	Chad Cooley (824 AB) 1993-96
8. 59	Jason Williams (1019 AB) 1993-96
9. 52	Clay Harris (771 AB) 2002-05
52	Mason Katz (718 AB) 2010-13
11. 50	Aaron Hill (621 AB) 2001-03



Infielder Tookie Johnson (1988-91)

TRIPLES

Season	
1. 11	Todd Walker (276 AB) 1993
2. 8	Roger Sigler (59 AB) 1954
3. 7	Mark Howie (162 AB) 1983
	Ryan Schimpf (250 AB) 2008
	Alex Bregman (282 AB) 2013
5. 6	John Morse (189 AB) 1983
	Manny Mantrana (172 AB) 1984
	Wes Grisham (291 AB) 1989
	Rich Cordani (273 AB) 1990
	Mike Neal (213 AB) 1993
	Mike Klostermeyer (235 AB) 1995
	J.C. Holt (192 AB) 2002
	Leon Landry (240 AB) 2010

Career	
1. 15	Todd Walker (783 AB) 1992-94
2. 12	Mikie Mahtook (631 AB) 2009-11
3. 11	Tony Toups (372 AB) 1973-76
	John Morse (369 AB) 1982-83
	Mark Howie (419 AB) 1982-84
	Albert Belle (585 AB) 1985-87
	J.C. Holt (686 AB) 2002-04
	Leon Landry (624 AB) 2008-10
9. 10	Mike Saab (518 AB) 1980-83
	Wes Grisham (569 AB) 1989-90
	Russ Johnson (733 AB) 1992-94
	Blake Gill (883 AB) 2002-05
	Bruce Sprowl (612 AB) 2003-06
	Ryan Schimpf (619 AB) 2007-09

HOME RUNS

Season	
1. 40	Brandon Larson (289 AB) 1997
2. 30	Brad Cresse (273 AB) 2000
3. 29	Brad Cresse (232 AB) 1998
4. 28	Eddy Furniss (236 AB) 1998
	Matt Clark (227 AB) 2008
6. 27	Trey McClure (240 AB) 1998
7. 26	Eddy Furniss (238 AB) 1996
8. 25	Gary Hymel (245 AB) 1991
9. 23	Quinn Stewart (223 AB) 2006
10. 22	Todd Walker (276 AB) 1993
	Justin Bowles (232 AB) 1996
	Mike Koerner (273 AB) 1997
	Ryan Schimpf (262 AB) 2009

Career	
1. 80	Eddy Furniss (948 AB) 1995-98
2. 78	Brad Cresse (842 AB) 1997-2000
3. 59	Trey McClure (778 AB) 1996-99
4. 56	Blake Dean (989 AB) 2007-10
5. 52	Todd Walker (783 AB) 1992-94
6. 50	Ryan Patterson (805 AB) 2003-05
7. 49	Albert Belle (585 AB) 1985-87
8. 46	Blair Barbier (1000 AB) 1997-2000
9. 40	Mike Koerner (671 AB) 1995-97
	Brandon Larson (289 AB) 1997

TOTAL BASES

Season

1. **250** **Brandon Larson (289 AB) 1997**

2. 217 Brad Cresse (273 AB) 2000
3. 214 Todd Walker (276 AB) 1993
4. 212 Eddy Furniss (236 AB) 1998
5. 201 Wes Grisham (291 AB) 1989
6. 190 Eddy Furniss (238 AB) 1996
7. 184 Mike Koerner (273 AB) 1997
8. 182 Nathan Dunn (257 AB) 1996
9. 181 Russ Johnson (234 AB) 1994
10. 180 Todd Walker (257 AB) 1994

Career

1. **689** **Eddy Furniss (948 AB) 1995-98**

2. 575 Blake Dean (989 AB) 2007-10
3. 557 Todd Walker (783 AB) 1992-94
4. 556 Brad Cresse (842 AB) 1997-2000
5. 517 Blair Barbier (1000 AB) 1997-2000
6. 510 Ryan Patterson (805 AB) 2003-05
7. 470 Jason Williams (1019 AB) 1993-96
8. 461 Trey McClure (778 AB) 1996-99
9. 445 Russ Johnson (733 AB) 1992-94
10. 419 Chad Cooley (824 AB) 1993-96

STOLEN BASES

Season

1. 42 Rob Hartwig (67 games) 1987
2. 36 Jared Mitchell (67 games) 2009
3. 34 Jeff Reboulet (56 games) 1985
4. 33 Ron Lim (66 games) 1989
5. 31 Rob Hartwig (54 games) 1986
6. 29 Mikie Mahtook (56 games) 2011
7. 28 Josh Dalton (67 games) 1998
8. 26 Russ Johnson (66 games) 1994
9. 25 Larry Wright (48 games) 1975
10. 24 Jeff Reboulet (69 games) 1986
- Burke Broussard (66 games) 1986
- Ron Lim (66 games) 1990
- Scott Bethea (73 games) 1990
- Mike Koerner (65 games) 1996
- Josh Dalton (65 games) 1999
- Sean Barker (66 games) 2002

Career

1. 73 Rob Hartwig (121 games) 1986-87
2. 70 Jared Mitchell (174 games) 2007-09
3. 67 Larry Wright (174 games) 1975-78
4. 61 Russ Johnson (200 games) 1992-94
5. 60 Mikie Mahtook (180 games) 2009-11
6. 58 Jeff Reboulet (125 games) 1985-86
7. 57 Ron Lim (132 games) 1989-90
8. 53 Chad Cooley (235 games) 1993-96
9. 52 Josh Dalton (132 games) 1998-99
10. 51 Andy Galy (217 games) 1985-88
- Todd Walker (203 games) 1992-94

WALKS RECEIVED

Season

1. 77 Andy Galy (221 AB) 1987
2. 72 Eddy Furniss (236 AB) 1998
3. 67 Russ Johnson (234 AB) 1994
- Russ Johnson (259 AB) 1993
5. 64 Armando Rios (235 AB) 1993
6. 62 Mike Bianco (249 AB) 1989
7. 60 Craig Cala (264 AB) 1989
8. 58 Eddy Furniss (259 AB) 1997
9. 57 Trey McClure (229 AB) 1999
- Ryan Theriot (275 AB) 2000
- Jared Mitchell (226 AB) 2009

Career

1. 191 Eddy Furniss (948 AB) 1995-98
2. 164 Jason Williams (1019 AB) 1993-96
3. 163 Russ Johnson (733 AB) 1992-94
- Trey McClure (778 AB) 1996-99
5. 157 Blair Barbier (1000 AB) 1997-2000
- Ryan Theriot (783 AB) 1999-2001
7. 148 Blake Dean (989 AB) 2007-10
8. 145 Andy Galy (491 AB) 1985-88
9. 144 Steve Bollman (554 AB) 1975-79
10. 143 Armando Rios (568 AB) 1991-93

PITCHING VICTORIES

Season

1. 17 Paul Byrd (29 App) 1990
2. 15 Curtis Leskanic (29 App) 1989
- Brian Tallet (25 App) 2000
4. 14 Louis Coleman (25 App) 2009
- Patrick Coogan (25 App) 1997
- Lloyd Peever (17 App) 1992
- Ben McDonald (26 App) 1989
- Stan Loewer (28 App) 1986
- Chad Ogea (23 App) 1990
- Chad Ogea (25 App) 1991

Career

1. 38 Scott Schultz (1992-95)
2. 36 Lane Mestepey (2001-05)
3. 33 Stan Loewer (1984-87)
4. 31 Paul Byrd (1989-91)
5. 30 Pat Moeck (1972-75)
- Chad Ogea (1989-91)
- Mike Sirotko (1990-93)
- Aaron Nola (2012-14)
9. 29 Ben McDonald (1987-89)
- Louis Coleman (2006-09)

EARNED RUN AVERAGE

Season

1. **0.21** **Rick Farizo (1 ER, 41.2 IP) 1970**
2. 1.10 Bruce Baudier (6 ER, 49 IP) 1966
3. 1.16 Chris Cotton (6 ER, 46.2 IP) 2013
4. 1.33 Tom Barfield (4 ER, 27 IP) 1954
5. 1.34 Mike Tullier (9 ER, 60.1 IP) 1968
6. 1.35 Allen Smith (12 ER, 80 IP) 1961
7. 1.38 Don Schneider (8 ER, 52.1 IP) 1980
8. 1.44 Rick Farizo (8 ER, 50 IP) 1968
9. 1.47 Aaron Nola (19 ER, 116.1 IP) 2014
10. 1.57 Aaron Nola (22 ER, 126 IP) 2013

Career

1. 1.70 Bruce Baudier (23 ER, 121.1 IP) 1966-67
2. 1.82 Allen Smith (48 ER, 237.1 IP) 1960-62
3. 2.05 Dick Hicks (30 ER, 131.2 IP) 1967-68
4. 2.09 Rick Farizo (27 ER, 116.1 IP) 1968-71
- 2.09 Aaron Nola (77 ER, 332 IP) 2012-14
6. 2.17 Paul Stefan (87 ER, 277.1 IP) 1975-77
7. 2.26 Chris Cotton (32 ER, 127.1 IP) 2010-13
8. 2.36 Steve George (41 ER, 156.1 IP) 1962-64
9. 2.41 Randy Wiles (77 ER, 287 IP) 1970-73
10. 2.47 Fred Southerland (38 ER, 138.2 IP) 1960-62

STRIKEOUTS

Season

1. **202** **Ben McDonald (152.1 IP) 1989**
2. 159 Anthony Ranaudo (124.1 IP) 2009
3. 158 Doug Thompson (124.1 IP) 1997
4. 157 Kurt Ainsworth (130.1 IP) 1999
5. 156 Eddie Yarnall (124.2 IP) 1996
- Russell Springer (119 IP) 1988
7. 150 Scott Schultz (117 IP) 1995
8. 144 Patrick Coogan (125 IP) 1997
- Ben McDonald (118.2 IP) 1988
10. 142 Louis Coleman (129 IP) 2009



Pitcher Lane Mestepey (2001-05)

Career

1. 409 Scott Schultz (398 IP) 1992-95
2. 373 Ben McDonald (308.2 IP) 1987-89
3. 345 Aaron Nola (332 IP) 2012-14
4. 326 Mike Sirotko (372 IP) 1990-93
5. 319 Paul Byrd (333.2 IP) 1989-91
6. 317 Stan Loewer (344 IP) 1984-87
7. 313 Mark Guthrie (319.1 IP) 1984-87
- Russell Springer (252 IP) 1987-89
9. 310 Randy Wiles (287 IP) 1970-73
10. 303 Louis Coleman (311.2 IP) 2006-09

STRIKEOUTS PER NINE INNINGS

Season

1. 14.33 Russell Springer (68 SO, 42.2 IP) 1987
2. 13.05 Eddie Yarnall (87 SO, 60 IP) 1995
3. 12.41 Nick Rumbelow (34 SO, 24.2 IP) 2012
4. 12.34 Matty Ott (69 SO, 50.1 IP) 2009
5. 12.18 Randy Keisler (135 SO, 99.2 IP) 1998
6. 12.03 Nick Goody (45 SO, 33.2 IP) 2012
7. 11.91 Ben McDonald (202 SO, 152.2 IP) 1989
8. 11.80 Russell Springer (156 SO, 119 IP) 1988
9. 11.66 Billy Sadler (57 SO, 44 IP) 2003
10. 11.54 Scott Schultz (150 SO, 117 IP) 1995

Career

1. 11.88 Eddie Yarnall (260 SO, 197 IP) 1994-96
2. 11.18 Russell Springer (313 SO, 252 IP) 1987-89
3. 11.13 Kurt Ainsworth (171 SO, 138.1 IP) 1998-99
4. 11.00 Barry Manuel (165 SO, 135 IP) 1985-87
5. 10.87 Ben McDonald (373 SO, 308.2 IP) 1987-89
6. 10.82 Anthony Ranaudo (226 SO, 188 IP) 2008-10
7. 10.64 Patrick Coogan (266 SO, 225 IP) 1995-97
8. 10.35 Doug Thompson (282 SO, 245.1 IP) 1997-98
9. 10.17 Matty Ott (136 SO, 120.1 IP) 2009-11
10. 10.07 Jake Tompkins (171 SO, 152.2 IP) 2002-03

Bold Letters Indicate SEC Records

Bold Letters Indicate SEC Leaders

RUNS

YEAR	NAME, POS.	RUNS
1948	Buddy Coleman, lf	19
1949	Bob Meador, of	14
1950	Sinclair Kouns, lb	11
1951	Billy Hanna, ss	14
1952	Al Doggett, lf	17
	Jerry Marchand, c	17
1953	Irvn DeLatte, lf	18
1954	Paul Zinser, 3b	15
1955	Tommy Virgets, 2b	17
	Darryl Whitty, cf-3b	17
1956	Don Hover, of	15
1957	Al White, 2b	11
1958	Al White, 2b	28
1959	Ronnie Johnston, cf	33
1960	George Nattin, lf	20
1961	John Bailey, cf	21
1962	Tommy Demont, 3b	17
1963	Gene Achord, cf	23
1964	Pat Screen, lf	16
1965	Sterling Abernathy, cf	8
1966	Lyndon Morris, lb-2b	12
1967	Steve Oglin, lb-lf-p	19
1968	Ron Hunt, ss	17
1969	Craig Burns, cf	13
1970	Mike Moock, 2b	22
1971	Mike Sonderegger, lf	23
1972	Mike Miley, ss	27
1973	Mike Miley, ss	22
1974	Mike Miley, ss	19
1975	Steve Frank, lb	41
1976	Larry Wright, cf	27
	Tony Troups, ss	27
	Steve Bollman, 2b	27
1977	Steve Bollman, 2b	24
1978	Larry Wright, cf	23
1979	Bobby Mariano, 3b	39
1980	Chip Moses, ss	29
1981	Jeff Harrell, lf-lb	48
1982	Ken Mulshenock, dh	41
1983	John Morse, lf	38
	Mike Saab, rf	38
1984	Tim Schneider, 3b	43
1985	Jeff Reboulet, ss	58
1986	Jeff Reboulet, ss	63
	Albert Belle, of	63
	Jim Bowie, lb	63
1987	Jack Voigt, of	63
1988	Andy Galy, 2b	58
1989	Craig Cala, rf	71
1990	Tim Clark, rf	70
1991	Lyle Mouton, rf	78
1992	Todd Walker, 2b	72
1993	Todd Walker, 2b	85
1994	Todd Walker, 2b	77
1995	Warren Morris, 2b	70
1996	Nathan Dunn, 3b	95
1997	Brandon Larson, ss	82
	Eddy Furniss, lb	82
1998	Eddy Furniss, lb	85
1999	Blair Barbier, 3b	66
2000	Mike Fontenot, 2b	93
2001	Ryan Theriot, ss	67
2002	Matt Heath, lf	57
2003	Aaron Hill, ss	68
2004	J.C. Holt, cf	71
2005	Ryan Patterson, lf	74
2006	Quinn Stewart, rf	50
2007	Jared Mitchell, cf	41
2008	Blake Dean, of/dh	62
2009	Ryan Schimpf, inf/of	73
2010	Mikie Mahtook, of	68
2011	Mikie Mahtook, of	61
2012	Mason Katz, lb/of	65
2013	Alex Bregman, ss	59
2014	Sean McMullen, of	44

HITS

YEAR	NAME, POS.	HITS
1948	Bill Michaelis, lf	30
1949	Lee Hedges, ss-of	20
1950	Luther Payer, 3b	20
1951	Billy Hanna, ss	24
1952	Al Doggett, lf	22
1953	Jerry Marchand, c	26
1954	Roger Sigler, p-lf	21
1955	Roger Sigler, p-of	24
1956	Ralph Richoux, c	23
1957	Redfield Bryan, ss	17
1958	Al White, 2b	38
1959	Andy Bourgeois, 3b	35
1960	Frank Naff, lb	29
1961	John Bailey, cf	32
1962	Bobby Theriot, rf	30
1963	Bobby Cotten, rf	30

1964	Bob Stewart, lb	26
	Joe Moock, ss	26
1965	Harry Morel, 3b	22
1966	Bob Leake, ss-3b	22
	Jack Achord, 2b	22
1967	Tom Giles, c	28
1968	Ron Hunt, ss	34
1969	Phil Lewis, 3b	30
1970	Mike Moock, 2b	40
1971	Craig Burns, cf	42
1972	Mike Miley, ss	40
1973	Gerald Keigley, 3b	27
	Mike Miley, ss	27
1974	Randy Aldridge, lf	32
1975	Steve Frank, lb	62
1976	Larry Wright, cf	47
1977	Kenny Klug, 3b	38
1978	Tim Wadsworth, c-lb-dh	38
1979	Duane Dewey, c	64
1980	Chip Moses, ss	46
	Tony Lonerio, c	46
1981	Chip Moses, 2b	70
1982	Ken Mulshenock, dh	37
	Chris Brandt, ss	37
1983	John Morse, lf	67
1984	Tim Sossamon, rf	58
1985	Marty Lanoux, 3b	76
1986	Jim Bowie, lb	88
1987	Craig Faulkner, c	82
1988	Rich Vasquez, cf	68
1989	Wes Grisham, dh	106
1990	Wes Grisham, lf	100
1991	Lyle Mouton, rf	88
1992	Todd Walker, 2b	100
1993	Todd Walker, 2b	109
1994	Todd Walker, 2b	101
1995	Warren Morris, 2b	93
1996	Nathan Dunn, 3b	92
1997	Brandon Larson, ss	110
1998	Eddy Furniss, lb	95
1999	Jeff Leamont, lb	88
2000	Brad Cresse, c	106
2001	Ryan Theriot, ss	94
2002	Sean Barker, rf	102
2003	Aaron Hill, ss	95
2004	J.C. Holt, cf	106
2005	Nick Stavinoaha, rf	95
2006	J.T. Wise, 2b	66
2007	Blake Dean, of	65
2008	Blake Dean, of/dh	95
2009	DJ LeMahieu, inf	96
2010	Micah Gibbs, c	95
2011	Raph Rhymes, dh	77
2012	Raph Rhymes, lf	100
2013	Alex Bregman, ss	104
2014	Alex Bregman, ss	77

DOUBLES

YEAR	NAME, POS.	DOUBLES
1948	Gene Murphy, c	2
	Jim Lindsey, lb	2
1949	Lee Hedges, ss-of	2
1950	Bob Meador, of	2
1951	Gene Murphy, c	7
1952	Al Doggett, lf	3
1953	Al Doggett, of	4
1954	Irv Delatte, lb	4
1955	Irv Delatte, lb	4
1956	Don Hover, of	4
1957	Al White, 2b	4
1958	Ronnie Johnston, cf	5
1959	Ronnie Johnston, cf	6
1960	Billy Barfield, cf	7
1961	Hadley Smith, lf	5
1962	Bobby Theriot, fr	5
1963	Gene Achord, cf	6
	Bobby Cotten, rf	6
1964	Harry Morel, 3b	5
1965	six players	2
1966	Lyndon Morris, lf-2b	6
1967	Steve Oglin, lb-lf-p	9
1968	Bob Leake, rf	8
1969	Tom Giles, c	6
1970	Bill Bright, rf	7
1971	Craig Burns, cf	7
	Mike Sonderegger, lf	7
1972	Gerald Keigley, ss	9
1973	Steve Frank, of-lb	7
1974	Mike Miley, ss	6
1975	Wally McMakin, 3b	10
1976	Larry Wright, cf	10
	Tony Troups, ss	10
1977	Larry Wright, cf	7
	Kevin Neromi, rf	7
1978	Tim Wadsworth, c-lb-dh	8
1979	Pete Almaguer, 2b	14
1980	Tony Lonerio, c	12

1981	Andy Petrone, 3b	12
1982	Chris Brant, ss	13
	Tony Lonerio, c	12
1983	John Morse, lf	14
1984	Tim Schneider, 3b	17
1985	Tim Sossamon	15
1986	Jeff Yurtin, 3b	24
1987	Craig Faulkner, c	19
1988	Craig Cala, rf	14
	Adam Terris, lb	14
1989	Wes Grisham, dh	26
1990	Rich Cordani, 3b	23
	Keith Osik, c	23
1991	Johnny Tellechea, lb	23
1992	Todd Walker, 2b	21
1993	Harry Berrios, of	22
1994	Russ Johnson, ss	26
1995	Chad Cooley, lf	24
1996	Eddy Furniss, lb	21
1997	Eddy Furniss, lb	25
1998	Eddy Furniss, lb	27
1999	Jeremy Witten, of	18
2000	Brad Hawpe, lb	36 *
2001	Bryan Moore, lb	25
2002	John Pontiff, 3b	20
2003	Aaron Hill, ss	27
2004	Ryan Patterson, lf	23
2005	Nick Stavinoaha, rf	23
	Ryan Patterson, lf	23
2006	Will Harris, 3b	18
2007	Blake Dean, of	12
2008	Blake Dean, of/dh	18
	Ryan Schimpf, 2b	18
2009	Ryan Schimpf, inf/of	19
2010	Mikie Mahtook, of	19
2011	Mason Katz, of	21
2012	Austin Nola, ss	16
2013	Alex Bregman, ss	18
	Sean McMullen, dh	18
2014	Sean McMullen, of	18

* - NCAA record

TRIPLES

YEAR	NAME, POS.	TRIPLES
1948	NA	
1949	Bob Meador, of	2
	Jim Lindsey, lb	2
1950	NA	
1951	Bob Meador, lf	3
1952	Jim Barton, cf	4
1953	Jerry Marchand, c-of	5
1954	Roger Sigler, p-lf	8
1955	Leonard Drude, p-rf	2
	John Pettis, c	2
	Dan Stovall, lf-if	2
1956	Ralph Richoux, c	2
	Gerald Hare, 2b	2
	Don Hover, of	2
1957	Ralph Richoux, c	2
	Ronnie Johnston, lb	2
1958	Bob Loftin, p-of	5
1959	Frank Naff, rf	3
1960	Carey Guglielmo, rf	3
1961	John Bailey, cf	3
1962	Lynn Amedee, p-lf	2
	Tommy Demont, 3b	2
1963	Harry Morel, 3b	1
	Bobby Cotten, rf	1
	Gene Achord, cf	1
	Don Chatelain, lf	1
1964	Bobby Morel, 3b	1
	Bill Triplett, rf	1
1965	Harry Morel, 3b	3
	Billy Ezell, lf	3
1966	Six Players	1
1967	Tom Giles, c	3
1968	Tom Henner, lb	1
	Don Barteet, cf	1
1969	Mike Moock, 2b	3
1970	Bill Bright, rf	5
1971	Steve Collins, lb	3
1972	Mike Sonderegger, lf	3
1973	Mike Miley, ss	2
	Robert Woodward, of-p	2
1974	Randy Aldridge, lf	4
	Steve Spitz, 2b	4
	Mike Miley, ss	4
1975	Wally McMakin, 3b	4
	Tony Troups, ss	4
1976	Tony Troups, ss	4
1977	Four Players	1
1978	Five Players	1
1979	Jeff Harrell	5
1980	Mike Saab, rf	4
1981	Chip Moses, 2b	5
1982	John Morse, lf	5

1983	Mark Howie, ss	7
1984	Manny Mantrana, 2b	6
1985	Tim Sossamon, rf	3
	Albert Belle, cf	3
1986	Jeff Yurtin, 3b	5
	Albert Belle, of	5
1987	Albert Belle, of	3
	Rich Vasquez, 3b	3
	Jack Voigt, of	3
1988	Craig Cala, rf	3
	Tookie Johnson, 3b	3
1989	Wes Grisham, dh	6
1990	Rich Cordani, 3b	6
1991	Andy Sheets, ss	4
	Three players	3
1993	Todd Walker, 2b	11
1994	Russ Johnson, ss	4
1995	Mike Klostermeyer, lb	6
	Nathan Dunn, 3b	4
1997	Trey McClure, 3b	3
1998	Eddy Furniss, lb	3
1999	Jeff Leamont, lb	3
	Jeremy Witten, of	3
	Ryan Theriot, 2b	3
2000	Mike Fontenot, 2b	3
	Ryan Theriot, ss	3
	Ray Wright, rf	3
2001	Ryan Theriot, ss	3
2002	J.C. Holt, 2b	6
2003	Ivan Naccarata, 3b	5
2004	Blake Gill, ss	4
2005	Ryan Patterson, lf	2
	Derek Hebert, ss	2
	Bruce Sprowl, cf	2
2006	Bruce Sprowl, lf	5
2007	Blake Dean, of	3
	J.T. Wise, inf	3
2008	Ryan Schimpf, 2b	7
2009	Jared Mitchell, of	5
2010	Leon Landry, of	6
2011	Mikie Mahtook, of	5
2012	Arby Fields, of	4
2013	Alex Bregman, ss	7
2014	Andrew Stevenson, of	5

HOME RUNS

YEAR	NAME, POS.	HR
1948	NA	
1949	Lee Hedges, ss-of	1
	Bill Michaelis, 3b	1
1950	NA	
1951	Bob Meador, lf	1
	Jim Lindsey, lb	1
	Jim Barton, lb	1
1952	Al Doggett, lf	2
	Jim Barton, cf	2
1953	Tommy Howard, 3b	3
1954	Irv Delatte, lb	1
	Paul Zinser, 3b	1
1955	Roger Sigler, of-p	3
1956	Roger Sigler, p-lb	1
1957	Ralph Richoux, c	1
	Roger Sigler, p-rf	1
	Ronnie Johnston, lb	1
1958	Al White, 2b	3
1959	Andy Bourgeois, 3b	4
	Bill Loftin, c	4
1960	Charles Strange, cf	3
1961	John Bailey, cf	3
1962	Gene Achord, cf	5
1963	Gene Achord, cf	5
1964	Bob Stewart, lb	7
1965	Joe Moock, ss	3
	Pete Coleman, rf	3
1966	Jack Achord, 2b	2
1967	Tom Giles, c	3
	Steve Oglin, lb-lf-p	3
1968	Bob Leake, rf	2
	Steve Oglin, lf	2
	Tom Henner, lb	2
	Tom McKay, 2b	2
1969	Craig Burns, cf	4
1970	Bill Bright, rf	4
	Phil Lewis, ss	4
1971	Craig Burns, cf	5
	Steve Collins, lb	5
1972	Mike Miley, ss	8
1973	Gerald Keigley, 3b	8
1974	Tommy Saizan, c	4
1975	Vaughn Meiners, of	5
1976	Vaughn Meiners, lb	4
1977	Joey Thibodeaux, c	3
1978	Tim Wadsworth, c-lb-dh	7
1979	Bobby Mariano, 3b	5
1980	Randy Olsen, lf-lb	4
1981	Bill Freidhof, lb	9
1982	Ken Mulshenock, dh	8

1983	Mark Cooper, c	10
1984	Tim Schneider, 3b	10
1985	Tim Sossamon, rf	12
1986	Albert Belle, of	21
1987	Albert Belle, of	21</

2000	Brad Cresse, c	106 *
2001	Todd Linden, of	76
2002	Sean Barker, rf	62
2003	Aaron Hill, ss	67
2004	Ryan Patterson, lf	67
2005	Nick Stavinoha, rf	65
2006	Quinn Stewart, rf	56
2007	Blake Dean, of	46
2008	Blake Dean, of/dh	73
2009	Blake Dean, of/dh	71
2010	Blake Dean, lb	70
2011	Mikie Mahtook, of	56
2012	Raph Rhymes, lf	53
2013	Mason Katz, lb	70
2014	Alex Bregman, ss	47

* - NCAA Leader

BATTING AVERAGE

YEAR	NAME, POS.	AVG.
1948	NA	
1949	Lee Hedges, ss-of	.303
1950	Sinclair Kouns, lb	.366
1951	Gene Murphy, c	.390
1952	Jerry Marchand, c	.313
1953	Jerry Marchand, c-of	.371
1954	Roger Sigler, p-lf	.356
1955	Roger Sigler, p-of	.270
1956	Roger Sigler, p-lb	.318
1957	Ralph Richoux, c	.308
1958	Al White, 2b	.388
1959	Andy Bourgeois, 3b	.310
1960	Carey Guglielmo, rf	.295
1961	Hadley Smith, lf	.333
1962	Jimmy Field, lf	.356
1963	Harry Morel, 3b	.308
1964	Bob Stewart, lb	.302
1965	Harry Morel, 3b	.275
1966	Terry Smith, lb	.305
1967	Tom Giles, c	.329
1968	Bob Leake, rf	.323
1969	Phil Lewis, 3b	.238
1970	Bill Bright, rf	.303
1971	Mike Nunally, rf	.395
1972	Mike Milley, ss	.333
1973	Gerald Keigley, 3b	.325
1974	Randy Aldridge, lf	.308
1975	Steve Frank, lb	.337
1976	Tony Toups, ss	.324
1977	Kenny Klug, 3b	.311
1978	Tim Wadsworth, c-lb-dh	.250
1979	Bobby Mariano, 3b	.368
1980	Chip Moses, ss	.326
1981	Andy Petrone, 3b	.362
1982	Ken Mulshenock, dh	.325
1983	Mark Cooper, c	.377
1984	Mark Cooper, c	.326
1985	Marty Lanoux, 3b	.352
1986	Jeff Yurtin, 3b	.361
	Jim Bowie, lb	.361
1987	Albert Belle, of	.349
1988	Craig Cala, rf	.323
1989	Wes Grisham, dh	.364
1990	Wes Grisham, lf	.360
1991	Lyle Mouton, rf	.355
1992	Todd Walker, 2b	.400
1993	Todd Walker, 2b	.395
1994	Russ Johnson, ss	.410
1995	Warren Morris, 2b	.369
1996	Eddy Furniss, lb	.374
1997	Brandon Larson, ss	.381
1998	Eddy Furniss, lb	.403
1999	Jeff Leaumont, lb	.342
2000	Brad Cresse, c	.388
2001	Bryan Moore, lb	.373
2002	Sean Barker, rf	.382
2003	Aaron Hill, ss	.358
2004	J.C. Holt, cf	.393
2005	Nick Stavinoha, rf	.370
2006	Steven Waguespack, lb	.321
2007	Blake Dean, of	.316
2008	Blake Dean, of/dh	.353
2009	DJ LeMahieu, inf	.350
2010	Micah Gibbs, c	.388
2011	Mikie Mahtook, of	.383
2012	Raph Rhymes, lf	.431 *
2013	Mason Katz, lb	.370
2014	Andrew Stevenson, of	.335

* - NCAA Leader

STOLEN BASES

YEAR	NAME, POS.	SB
1948	NA	
1949	Bob Meador, of	9
1950	NA	
1951	NA	
1952	NA	
1953	Irvin Delatte, lb	4

1954	Dick McMurray, rf	3
	Paul Zinser, 3b	3
1955	Roger Sigler, p-of	4
1956	Ed Blanchard, ss	4
1957	Redfield Bryan, ss	4
1958	Redfield Bryan, lb	19
1959	Ronnie Johnston, cf	10
1960	Carey Guglielmo, rf	13
1961	Larry Edmonson, 2b	8
1962	Larry Edmonson, 2b	5
1963	Bobby Cotten, rf	7
	Bobby Theriot, lb	7
1964	Pat Screen, lf	6
1965	NA	
1966	Lyndon Morris, lf-2b	8
1967	Lyndon Morris, ss-lf	4
1968	Steve Oglin, lf	5
1969	Craig Burns, cf	8
1970	Mike Sonderegger, lf	9
1971	Craig Burns, cf	14
1972	Mike Sonderegger, lf	19
1973	Mike Sonderegger, of	11
1974	Tony Toups, 3b	11
1975	Larry Wright, of	25
1976	Larry Wright, of	20
1977	Larry Wright, cf	14
1978	Larry Wright, cf	8
1979	Sherman Trimm, cf	20
1980	Chip Moses, ss	12
1981	Chip Moses, 2b	15
1982	John Morse, lf	13
1983	Mke Saab, rf	19
1984	Manny Mantrana, 2b	17
1985	Jeff Reboulet, ss	34
1986	Rob Hartwig, of	31
1987	Rob Hartwig, of	42
1988	Andy Galy, 2b	15
1989	Ron Lim, cf	33
1990	Ron Lim, cf	24
	Scott Bethea, ss	24
1991	Lyle Mouton, rf	22
1992	Harry Berrios, rf	20
1993	Harry Berrios, rf	21
1994	Russ Johnson, ss	26
1995	Warren Morris, 2b	18
1996	Mike Koerner, cf	24
1997	Mike Koerner, cf	17
1998	Josh Dalton, ss	28
1999	Josh Dalton, ss	24
2000	Jeremy Witten, lf	24
2001	Ryan Theriot, ss	17
2002	Sean Barker, rf	24
2003	J.C. Holt, cf	16
2004	J.C. Holt, cf	21
2005	Blake Gill, dh	8
2006	Bruce Sprowl, lf	9
2007	Jared Mitchell, cf	18
2008	Jared Mitchell, lf	16
	Ryan Schimpf, 2b	16
2009	Jared Mitchell, of	36
2010	Mikie Mahtook, of	22
2011	Mikie Mahtook, of	29
2012	JaCoby Jones, 2b	11
2013	Alex Bregman, ss	16
2014	Alex Bregman, ss	12

STRIKEOUTS PITCHED

YEAR	NAME	SO
1948	Dick Thompson	53
1949	Dick Thompson	53
1950	NA	
1951	NA	
1952	Benny McArdle	64
1953	Bill Lee Jr.	44
1954	Bill Lee Jr.	24
1955	Bill Lee Jr.	42
1956	Roger Sigler	44
1957	Roger Sigler	28
1958	Bob Loftin	32
1959	Butch Mixon	87
1960	Butch Mixon	68
1961	Allen Smith	75
1962	Fred Southerland	64
1963	Steve George	50
1964	Steve George	56
1965	Van Quigley	54
1966	Bruce Baudier	53
1967	Bruce Baudier	65
1968	Dick Hicks	62
1969	Mike Lee	35
	Al Hoaglund	35
1970	Randy Wiles	70
1971	Randy Wiles	65
1972	Randy Wiles	116
1973	Randy Wiles	59
1974	Tom Charpentier	40
1975	Paul Stefan	79
1976	Paul Stefan	83
1977	Paul Stefan	51
1978	Mike Lloyd	32

1979	Mike Alvarez	43
1980	Don Schneider	48
1981	Billy Donathan	38
1982	Billy Donathan	64
1983	Cal Santarelli	91
1984	Robbie Smith	87
1985	Eric Hetzel	99
1986	Mark Guthrie	122
1987	Gregg Patterson	109
1988	Russ Springer	156
1989	Ben McDonald	202
1990	Paul Byrd	130
1991	Chad Ogea	140
1992	Lloyd Peever	116
1993	Mike Sirotka	105
1994	Scott Schultz	131
1995	Scott Schultz	150
1996	Eddie Yarnall	156
1997	Doug Thompson	158
1998	Randy Keisler	135
1999	Kurt Ainsworth	157
2000	Brian Tallet	134
2001	Lane Mestepey	79
2002	Bo Pettit	121
2003	Bo Pettit	99
2004	Justin Meier	75
2005	Greg Smith	82
2006	Clay Dirks	84
2007	Charlie Furush	88
2008	Jared Bradford	90
2009	Anthony Ranaudo	159
2010	Austin Ross	98
2011	Kevin Gausman	86
2012	Kevin Gausman	135
2013	Aaron Nola	122
2014	Aaron Nola	134

EARNED RUN AVERAGE

YEAR	NAME	ERA
1952	Benny McArdle	2.31
1953	Benny McArdle	2.89
1954	Tom Barfield	1.33
1955	Leonard Drude	4.25
1956	Roger Sigler	1.74
1957	Jim Burt	2.33
1958	Fred Falkenheimer	2.40
1959	Bob Flowers	3.00
1960	Bob Flowers	1.90
1961	Allen Smith	1.34
1962	Allen Smith	1.93
1963	Wiley Dial	2.23
1964	Steve George	2.32
1965	Van Quigley	3.52
1966	Bruce Baudier	1.10
1967	Bruce Baudier	2.11
1968	Mike Tullier	1.35
1969	Craig Pemberton	2.59
1970	Rick Farizo	0.21
1971	Craig Pemberton	2.18
1972	Randy Wiles	1.79
1973	Pat Moock	2.71
1974	Tom Charpentier	2.50
1975	Guy Hollingsworth	1.83
1976	Paul Stefan	1.94
1977	Randy Olsen	3.37
1978	Mike Lloyd	2.13
1979	Kevin Karcher	2.36
1980	Don Schneider	1.38
1981	Mike Murdock	3.73
1982	Billy Donathan	3.40
1983	Cal Santarelli	2.74
1984	Mark Guthrie	2.00
1985	Mark Guthrie	3.39
1986	Barry Manuel	2.37
1987	Gregg Patterson	1.84
1988	Ben McDonald	2.65
1989	Curtis Leskanic	3.19
1990	John O'Donoghue	2.88
1991	Mike Sirotka	2.80
1992	Lloyd Peever	1.98
1993	Brett Laxton	1.98
1994	Bhrett McCabe	2.84
1995	Scott Schultz	3.46
1996	Eddie Yarnall	2.38
1997	Chris Demouy	3.63
1998	Doug Thompson	4.24
1999	Kurt Ainsworth	3.45
2000	Brian Tallet	3.52
2001	Lane Mestepey	3.75
2002	Lane Mestepey	2.59
2003	Justin Meier	2.83
2004	Clay Dirks	3.43
2005	Jason Determann	2.30
2006	Derik Olvey	3.50
2007	Jared Bradford	4.41
2008	Louis Coleman	1.95
2009	Louis Coleman	2.93
2010	Austin Ross	5.22
2011	Kurt McCune	3.31
2012	Chris Cotton	1.59

2013	Chris Cotton	1.16
2014	Aaron Nola	1.47

INNINGS PITCHED

YEAR	NAME	IP
1948	Dick Thompson	72.2
1949	Dick Thompson	58.2
1950	NA	
1951	Bud McDonald	41.2
1952	Benny McArdle	78
1953	Benny McArdle	56
1954	Roger Sigler	33
1955	Leonard Drude	72
1956	Roger Sigler	83.1
1957	Leonard Drude	47
1958	Bob Loftin	58.2
1959	Butch Mixon	69
1960	Allen Smith	70.1
1961	Allen Smith	88
1962	Allen Smith	79
1963	Steve George	68.2
1964	Steve George	69.2
1965	Van Quigley	69
1966	Van Quigley	55.2
1967	Bruce Baudier	72.2
1968	Dick Hicks	74.1
1969	Dale Burch	58.1
1970	Randy Wiles	79.1
1971	Louis Farmer	81.1
1972	Randy Wiles	90.2
1973	Pat Moock	68.1
1974	Pat Moock	56.2
1975	Pat Moock	96.2
1976	Paul Stefan	97.1
1977	Paul Stefan	94.2
1978	Jim Uremovich	76.1
1979	Mike Alvarez	84.1
1980	Mike Alvarez	70
1981	Mike Murdock	67.2
1982	Billy Donathan	65
1983	Cal Santarelli	82
1984	Robbie Smith	105
1985	Eric Hetzel	105
1986	Stan Loewer	123.2
1987	Gregg Patterson	122
1988	Russell Springer	119
1989	Ben McDonald	152.1
1990	Paul Byrd	140.2
1991	Chad Ogea	131.1
1992	Lloyd Peever	104.2
1993	Mike Sirotka	145
1994	Scott Schultz	118.2
1995	Scott Schultz	117
1996	Eddie Yarnall	124.2
1997	Patrick Coogan	125
1998	Doug Thompson	121
1999	Kurt Ainsworth	130.1
2000	Brian Tallet	143.1
2001	Lane Mestepey	139.1
2002	Lane Mestepey	142.1
2003	Nate Bumstead	110
2004	Justin Meier	100.2
2005	Greg Smith	104
2006	Clay Dirks	88
2007	Jared Bradford	96
2008	Jared Bradford	98.1
2009	Louis Coleman	129
2010	Austin Ross	88
2011	Kurt McCune	89.2
	Kevin Gausman	89.2
2012	Kevin Gausman	123.2
2013	Aaron Nola	126
2014	Aaron Nola	116.1

PITCHING VICTORIES

YEAR	NAME	WINS
1948	Dick Thompson	2
	Julius Bensef	2
1949	Bud McDonald	2
	Dick Thompson	2
1950	NA	
1951	Benny McArdle	3



**First Baseman Eddy Furniss
(1995-98)**



**Shortstop Jason Williams
(1993-96)**



**Shortstop Brandon Larson
(1997)**

Batting

MOST GAMES

Season: 73 by Ryan Schimpf (2009); by Johnny Tellechea, Andy Sheets, Tookie Johnson (1991); by Wes Grisham, Tim Clark, Scott Bethea (1990)

Career: 266 by Jason Williams (1993-96)

MOST AT BATS

Game: 8 by Jim Hathorne and Duane Dewey vs. Tulane (4-5-79)

Season: 293 by Ryan Patterson (2004)

Career: 1,019 by Jason Williams (1993-96)

MOST RUNS SCORED

Game: 5 by nine players; most recently by Mikie Mahtook vs. Alcorn State (4-6-10)

Season: 95 by Nathan Dunn (1996)

Career: 270 by Jason Williams (1993-96)

MOST HITS

Game: 5 by Randy Olson vs. So. Miss. (4-1-79); by Albert Belle vs. Louisiana College (2-18-87); by Rich Vasquez vs. McNeese State (2-22-87); by Craig Faulkner vs. Oral Roberts (3-21-87); by Wes Grisham vs. Southern (2-28-89) and vs. Miss. State (4-16-89); by Keith Osik vs. La. Tech (5-19-89); by Rich Cordani vs. Southern (3-6-90); by Ron Lim vs. Evansville (3-14-90); by Johnny Tellechea at Nevada-Las Vegas (3-9-91); by Lyle Mouton at Louisiana Tech (4-10-91); by Andy Sheets vs. Louisiana College (3-14-92); by Russ Johnson vs. Florida (4-11-93); by Jason Williams vs. Arkansas (4-23-94); by Mike Koerner at South Carolina (4-5-96); by Mike Koerner vs. Va. Commonwealth (3-1-97); by Blair Barbier vs. Southern (3-4-98); by Eddy Furniss at Auburn (3-13-98); by Eric Hendrickson vs. Ohio (3-5-99); by Blair Barbier at Georgia (5-8-99); by Brad Cresse vs. Tulane (3-1-00); by Mike Fontenot at Central Florida (3-4-00); by Blair Barbier at SE Louisiana (3-14-00); by Brad Cresse at Auburn (3-31-00); by Bryan Moore at Arizona State (3-3-01); by Bryan Moore vs. Vanderbilt (4-22-01); by Matt Heath at Tennessee (5-4-02); by Aaron Hill vs. South Carolina (4-5-03); by Jon Zeringue vs. Vanderbilt (5-15-04); by Ryan Patterson vs. Tennessee (5-14-05); by Blake Dean vs. UC Irvine (6-9-08); by Leon Landry at Mississippi State (5-16-09)

Season: 110 by Brandon Larson (1997)

Career: 352 by Eddy Furniss (1995-98)

MOST SINGLES

Game: 5 by Craig Faulkner vs. Oral Roberts (3-21-87)

Season: 85 by Raph Rhymes (2012)

Career: 238 by Jason Williams (1993-96)

MOST DOUBLES

Game: 3 on 19 occasions; most recently by Mason Katz vs. Kentucky (4-29-11)

Season: 36 by Brad Hawpe (2000)

Career: 87 by Eddy Furniss (1995-98)

MOST TRIPLES

Game: 2 by 11 players; most recently by Leon Landry vs. Brown (3-7-10)

Season: 11 by Todd Walker (1993)

Career: 15 by Todd Walker (1992-94)

MOST HOME RUNS

Game: 3 by Mark Cooper vs. Ole Miss (4-9-83); by Eddy Furniss at Arkansas (4-21-95); by Eddy Furniss vs. Georgia (3-17-96); by Brandon Larson vs. Duke

(2-23-97); by Brandon Larson at La. Tech (3-25-97); by Eddy Furniss at Auburn (3-13-98); by Eric Hendrickson vs. Ohio (3-5-99); by Brad Cresse vs. UL-Monroe (5-27-00); by Zeph Zinsman vs. Duquesne (2-23-01); by Quinn Stewart vs. Stetson (3-11-06); by Leon Landry at Mississippi State (5-16-09)

Season: 40 by Brandon Larson (1997)

Career: 80 by Eddy Furniss (1995-98)

MOST RUNS BATTED IN

Game: 9 by Eric Hendrickson vs. Ohio (3-5-99)

Season: 118 by Brandon Larson (1997)

Career: 308 by Eddy Furniss (1995-98)

MOST TOTAL BASES

Game: 16 by Eddy Furniss at Auburn (3-13-98)

Season: 250 by Brandon Larson (1997)

Career: 689 by Eddy Furniss (1995-98)

HIGHEST SLUGGING PERCENTAGE

Season: .898 by Eddy Furniss (1998)

Career: .727 by Eddy Furniss (1995-98)

MOST SACRIFICE FLIES

Game: 2 on several occasions; most recently by Mason Katz vs. Jackson State (5-31-13)

Season: 10 by Wes Grisham (1990); by Blake Dean (2009)

Career: 27 by Blake Dean (2007-10)

MOST SACRIFICE BUNTS

Game: 2 on several occasions; most recently by Andrew Stevenson vs. Georgia (3-21-14)

Season: 15 by Tyler Hanover (2011)

Career: 37 by Tyler Hanover (2009-12)

MOST WALKS

Game: 4 on several occasions; most recently by Mikie Mahtook vs. Auburn (4-17-11)

Season: 77 by Andy Galy (1987)

Career: 191 by Eddy Furniss (1995-98)

MOST STRIKEOUTS

Game: 5 by Tim Lanier at Nicholls State (4-26-94); by Casey Cuntz vs. South Carolina (4-5-97)

Season: 73 by Gary Hymel (1991)

Career: 213 by Brad Cresse (1997-2000)

MOST STOLEN BASES

Game: 4 by Wally McMakin vs. Michigan State (3-21-75); by Jared Mitchell vs. Kentucky (3-15-09); by Leon Landry vs. William & Mary (2-28-10)

Season: 42 by Rob Hartwig (1987)

Career: 73 by Rob Hartwig (1986-87)

HIGHEST BATTING AVERAGE

(Minimum of two at bats per team game)

Season: .431 by Raph Rhymes (2012)

Career: .396 by Todd Walker (1992-94)

LONGEST HITTING STREAK

Season: 33 games by Todd Walker (1993)

Pitching

MOST INNINGS PITCHED

Game: 10.2 by Russell Springer vs. Kentucky (3-20-88)
 Season: 152.1 by Ben McDonald (1989)
 Career: 480 by Lane Mestepey (2001-05)

MOST APPEARANCES

Season: 41 by Barry Manuel (1986); by Rick Greene (1991)
 Career: 110 by Paul Bertuccini (2007-10)

MOST STRIKEOUTS

Game: 24 by Butch Mixon vs. Southwestern Louisiana (4-28-59)
 Season: 202 by Ben McDonald (1989)
 Career: 409 by Scott Schultz (1992-95)

MOST WALKS

Game: 11 by Eddie Olsen vs. Ole Miss (3-20-77); by John Chadwick vs. Miss. State (4-4-66)
 Season: 79 by Dan Kite (1988)
 Career: 183 by Dan Kite (1986-88)

MOST HITS ALLOWED

Game: 15 by Scott Schultz at Auburn (5-6-94)
 Season: 158 by Lane Mestepey (2001)
 Career: 535 by Lane Mestepey (2001-05)

MOST WILD PITCHES

Game: 6 by Scott Schultz vs. Alabama (4-28-95)
 Season: 20 by Kurt Ainsworth (1999)
 Career: 45 by Scott Schultz (1992-95)

MOST STARTS

Season: 22 by Ben McDonald (1988);
 by Mark Guthrie (1986)
 Career: 68 by Lane Mestepey (2001-05)

MOST SHUTOUTS

Season: 3 by Randy Wiles (1970); by Ben McDonald (1989);
 by Brian Tallet (2000); Aaron Nola (2013)
 Career: 7 by Randy Wiles (1970-73)

MOST COMPLETE GAMES

Season: 10 by Mike Sirotko (1993); by Ben McDonald (1988); by Paul Stefan (1976)
 Career: 27 by Pat Mooock (1972-75)

LOWEST EARNED RUN AVERAGE

Season: 0.21 by Rick Farizo (1970)
 Career: 1.70 by Bruce Baudier (1966-67)

HIGHEST WON-LOST PERCENTAGE

Season: 1.000 by Lloyd Peever (14-0, 1992)
 Career: .880 by Patrick Coogan (22-3, 1995-97)

MOST WINS

Season: 17 by Paul Byrd (17-6, 1990)
 Career: 38 by Scott Schultz (38-12, 1992-95)

MOST LOSSES

Season: 9 by Charlie Furbush (2007)
 Career: 20 by Lane Mestepey (2001-05)

MOST SAVES

Season: 16 by Matty Ott (2009); by Chris Cotton (2013)
 Career: 33 by Matty Ott (2009-11)

FEWEST HITS ALLOWED

(Per Nine Innings)

Season: 4.07 by Fred Southerland
 (25 hits in 55.1 IP, 1962)
 Career: 5.33 by Barry Manuel (80 hits in
 135 IP, 1985-87)

FEWEST WALKS ALLOWED

(Per Nine Innings)

Season: 0.58 by Chris Cotton (3 walks in 46.2 IP, 2013)
 Career: 1.13 by Chris Cotton
 (16 walks in 127.1 IP, 2010-13)

MOST STRIKEOUTS

(Per Nine Innings)

Season: 14.33 by Russell Springer (68 Ks
 in 42.2 IP, 1987)
 Career: 11.88 by Eddie Yarnall (260 Ks in
 197 IP, 1994-96)

MOST RUNS ALLOWED

Game: 15 by Chuck Voorhies vs. Michigan State
 (3-22-75)
 Season: 77 by Lane Mestepey (2001)
 Career: 249 by Lane Mestepey (2001-05)

MOST EARNED RUNS ALLOWED

Game: 11 by Ben McDonald vs. Texas (6-8-89)
 Season: 68 by Brandon Bowe (1999); by
 Bo Pettit (2003)
 Career: 192 by Lane Mestepey (2001-05)

MOST PICKOFFS

Season: 19 by John O'Donoghue (1990)

Fielding

MOST PUT OUTS

Game: 21 by Tim Lanier at Florida (3-22-96)
 Season: 633 by Kenny Jackson (1993)
 Career: 1598 by Eddy Furniss (1995-98)

MOST ASSISTS

Game: 10 on four occasions; most
 recently by Michael Hollander vs.
 Ole Miss (4-14-07)
 Season: 246 by Ryan Theriot (2001)
 Career: 625 by Jason Williams (1993-96);
 by Ryan Theriot (1999-2001)

MOST ERRORS

Game: 4 on four occasions; most recently by Michael
 Hollander vs. New Orleans (3-29-05)
 Season: 33 by Keith Osik (1989)
 Career: 74 by Mike Croswell (1975-78)



Pitcher Randy Wiles
(1970-73)



Pitcher Scott Schultz
(1992-95)



Pitcher Russ Springer
(1987-89)



Pitcher Rick Farizo
(1968-71)



Head Coach Jim Smith
(1966-78)



Catcher Rob Leary
(1985-86)

Batting

MOST AT BATS

Game: 61 at Alabama (4-20-13)
Season: 2,542 (2000)

MOST RUNS SCORED

Inning: 18 vs. Georgia Tech (7th inning,
5-26-96)
Game: 29 vs. Georgia Tech (5-26-96)
Season: 673 (1997)

MOST HITS

Game: 27 vs. Evansville (3-14-90)
Season: 864 (2000)

MOST SINGLES

Game: 19 at Miss. State (5-19-95)
Season: 558 (2000)

MOST DOUBLES

Game: 10 vs. Arkansas (3-22-98)
Season: 194 (2000)

MOST TRIPLES

Game: 3 on 15 occasions; most recently vs.
Grambling State (2-28-12)
Season: 37 (1993)

MOST HOME RUNS

Game: 8 vs. Southern California (5-30-98)
Season: 188 (1997)

MOST RUNS BATTED IN

Game: 28 vs. Georgia Tech (5-26-96)
Season: 632 (1997)

MOST TOTAL BASES

Game: 54 at Louisiana College (3-14-92)
Season: 1,523 (1997)

HIGHEST SLUGGING PERCENTAGE

Game: 1.073 vs. Northwestern State (5-13-14)
Season: .607 (1997)

MOST SACRIFICE FLIES

Game: 4 on three occasions, most
recently vs. Jackson State (5-31-13)
Season: 48 (1996)

MOST SACRIFICE BUNTS

Game: 4 on eight occasions, most recently vs.
Tennessee (4-26-14)
Season: 56 (2011)

MOST WALKS RECEIVED

Game: 16 vs. Mercer (2-18-89); vs. Mercer (2-19-89);
vs. Florida (3-2-91)
Season: 444 (1989)

MOST STRIKEOUTS

Game: 21 vs. Tulane (11 innings, 4-30-65)
Season: 585 (1997)

MOST STOLEN BASES

Game: 10 vs. Michigan St. (3-21-75)
Season: 156 (1987)

MOST LEFT ON BASE

Game: 22 vs. Tulane (14 innings, 4-5-79)
Season: 613 (2000)

BATTING AVERAGE

High: .340 (2000)
Low: .210 (1969)

HITS PER GAME

High: 12.52 (2000)
Low: 6.06 (1969)

RUNS PER GAME

High: 9.67 (1996)
Low: 2.83 (1969)

WALKS PER GAME

High: 6.17 (1989)
Low: 2.79 (1965)

STRIKEOUTS PER GAME

High: 8.37 (1998)
Low: 3.81 (1981)

Fielding

HIGHEST FIELDING PERCENTAGE

Season: .980 (2012, 2013)

MOST PUT OUTS

Game: 48 vs. South Alabama (16 innings,
4-10-72); at Alabama (16 innings,
4-20-13)
Season: 1,933 (2009)

MOST ASSISTS

Game: 24 vs. New Orleans (15 innings,
5-13-08)
Season: 830 (1993)

MOST ERRORS

Game: 8 vs. Auburn (3-4-84)
Season: 125 (1993)

MOST DOUBLE PLAYS

Game: 5 vs. Georgia (4-13-02); vs.
Mississippi State (3-26-04)
Season: 73 (2002)

MOST TRIPLE PLAYS

Game: 1 vs. New Orleans (4-28-81); vs. Oklahoma
(5-23-97); vs. Ole Miss (3-28-99)
Season: 1 (1981, 1997, 1999)



Pitcher Clay Parker (1982-85)

Pitching

MOST INNINGS PITCHED

Game: 16 vs. South Alabama (4-10-72); 16 at Alabama (4-20-13)

Season: 644.1 (2009)

MOST STRIKEOUTS

Game: 24 vs. Southwestern La. (4-28-59)

Season: 682 (1997)

MOST WALKS

Game: 16 vs. Tulane (3-10-83)

Season: 292 (1988)

MOST RUNS ALLOWED

Inning: 12 vs. Miss. St. (3rd inning, 4-10-78)

Game: 28 at Alabama (5-10-97)

Season: 402 (1999)

MOST EARNED RUNS ALLOWED

Game: 22 at Alabama (5-10-97)

Season: 351 (2010)

MOST HITS ALLOWED

Game: 28 at Alabama (5-10-97)

Season: 661 (2000)

MOST WILD PITCHES

Game: 6 vs. Alabama (4-28-95)

Season: 69 (1999)

MOST APPEARANCES

Game: 10 vs. UL-Lafayette (3-28-12); vs. Nicholls State (3-13-13); vs. Grambling State (4-17-13)

Season: 289 (2013)

SAVES

High: 22 (2009)

Low: 0 (1976)

COMPLETE GAMES

High: 25 (1979, 1968)

Low: 1 (2010)

EARNED RUN AVERAGE

High: 6.08 (1981)

Low: 1.75 (1968)

STRIKEOUTS PER GAME

High: 9.74 (1997)

Low: 3.78 (1978)

WALKS PER GAME

High: 5.22 (1982)

Low: 2.46 (2012)

HITS ALLOWED PER GAME

High: 10.4 (2007)

Low: 4.79 (1968)

RUNS ALLOWED PER GAME

High: 6.92 (1981)

Low: 1.91 (1968)

Season

GAMES PLAYED

High: 73 (1990, 1991, 2009)

Low: 19 (1965)

GAMES WON

High: 57 (1997, 2013)

Low: 6 (1965)

GAMES LOST

High: 34 (1978)

Low: 11 (2013)

CONSECUTIVE GAMES WON

Season: 23 (2008 - SEC record)

CONSECUTIVE GAMES LOST

Season: 11 (1982)

GAMES WON AT HOME

High: 39 (2013)

Low: 6 (1965)

GAMES WON ON ROAD

High: 24 (1989, 2000)

Low: 0 (1965)

CONFERENCE WINS

High: 23 (2013)

Low: 4 (1977, 1969, 1966, 1965)

CONFERENCE LOSSES

High: 18 (1978)

Low: 3 (1975)

WON-LOST PERCENTAGE

High: .838 (57-11, 2013)

Low: .282 (12-34, 1978)



Jason Determann posted a 19-5 mark and a 3.13 ERA during his LSU career (2002-05).



Outfielder Ryan Patterson (2003-05)



Pitcher Pat Moock (1972-75)



Head Coach Ray Didier led LSU to the 1961 SEC title.



Louis Coleman • 2009 First-Team All-American



Kevin Gausman • 2012 First-Team All-American



Mason Katz • 2013 First-Team All-American

ALL-AMERICA

- 2014 **Aaron Nola**, RHP, Baseball America, Collegiate Baseball, ABCA, Perfect Game, NCBWA (1st Team)
- 2013 **Alex Bregman**, SS, Baseball America, ABCA, Perfect Game (1st Team); NCBWA (2nd Team); Collegiate Baseball (3rd Team)
Mason Katz, 1B, NCBWA (1st Team); ABCA, Collegiate Baseball, Perfect Game (2nd Team)
Aaron Nola, RHP, Baseball America, Collegiate Baseball, ABCA, Perfect Game, NCBWA (1st Team)
- 2012 **Raph Rhymes**, OF, Collegiate Baseball, ABCA, NCBWA (1st Team); Baseball America (3rd Team)
Kevin Gausman, RHP, Collegiate Baseball, Perfect Game, ABCA (1st Team); Baseball America, NCBWA (2nd Team)
Austin Nola, SS, Perfect Game (2nd Team)
- 2011 **Mikie Mahtook**, OF, Baseball America (1st Team); ABCA (1st Team); Collegiate Baseball (2nd Team)
- 2010 **Micah Gibbs**, C, Baseball America (2nd Team); NCBWA (2nd Team); ABCA (3rd Team)
- 2009 **Louis Coleman**, RHP, Baseball America (1st Team); Collegiate Baseball (1st Team); NCBWA (1st Team); ABCA (1st Team)
Matty Ott, RHP, NCBWA (2nd Team); ABCA (3rd Team)
Anthony Ranaudo, RHP, NCBWA (3rd Team)
- 2008 **Blake Dean**, OF, Baseball America (1st Team)
- 2005 **Ryan Patterson**, LF, USA Today/SportsWeekly (1st Team); NCBWA (1st Team); ABCA (2nd Team); Collegiate Baseball (2nd Team); Baseball America (3rd Team)
Greg Smith, LHP, Collegiate Baseball (3rd Team)
- 2004 **Jon Zeringue**, RF, USA Today/SportsWeekly (1st Team); NCBWA (1st Team); Collegiate Baseball (2nd Team)
J.C. Holt, CF, Baseball America (3rd Team)
Clay Dirks, LHP, NCBWA (3rd Team)
- 2003 **Aaron Hill**, SS, Baseball America (1st Team); Collegiate Baseball (2nd Team); ESPN/SportsWeekly (2nd Team); ABCA (2nd Team)
- 2002 **Lane Mestepey**, LHP, Collegiate Baseball (3rd Team)
- 2001 **Lane Mestepey**, LHP, Collegiate Baseball (3rd Team)
Todd Linden, OF, Baseball America (3rd Team)
- 2000 **Brad Cresse**, C, Baseball Weekly (1st Team); Collegiate Baseball (1st Team); NCBWA (1st Team); Baseball America (1st Team); ABCA (1st Team); The Sporting News (2nd Team)

- Brad Hawpe**, 1B, Baseball America (2nd Team); Collegiate Baseball (3rd Team)
Brian Tallet, LHP, Baseball America (2nd Team)
- 1999 **Kurt Ainsworth**, RHP, Baseball America (1st Team)
Brad Cresse, C, NCBWA (2nd Team)
Jeff Leaumont, 1B, NCBWA (3rd Team)
- 1998 **Eddy Furniss**, 1B, NCBWA (1st Team); Collegiate Baseball (1st Team); Baseball America (1st Team); The Sporting News (1st Team); ABCA (1st Team); USA Today (2nd Team)
Brad Cresse, C, The Sporting News (1st Team); NCBWA (2nd Team); ABCA (3rd Team)
Trey McClure, INF, NCBWA (2nd Team); The Sporting News (3rd Team)
Doug Thompson, RHP, NCBWA (2nd Team)
- 1997 **Brandon Larson**, SS, Baseball America (1st Team); NCBWA (1st Team); The Sporting News (1st Team); ABCA (1st Team); Collegiate Baseball (3rd Team)
- Patrick Coogan**, RHP, NCBWA (1st Team); Collegiate Baseball (2nd Team); Baseball America (3rd Team)
Eddy Furniss, 1B, NCBWA (3rd Team)
- 1996 **Eddy Furniss**, 1B, Collegiate Baseball (1st Team); Baseball America (1st Team); ABCA (1st Team); NCBWA (1st Team)
Eddie Yarnall, LHP, Baseball America (1st Team); ABCA (1st Team); Collegiate Baseball (2nd Team); NCBWA (2nd Team)
Jason Williams, SS, NCBWA (2nd Team); ABCA (3rd Team)
Nathan Dunn, 3B, NCBWA (2nd Team); Collegiate Baseball (3rd Team)
Warren Morris, 2B, NCBWA (Honorable Mention)
Chad Cooley, OF, NCBWA (Honorable Mention)
Chris Demouy, LHP, NCBWA (Honorable Mention)
- 1995 **Scott Schultz**, RHP, NCBWA (1st Team); Collegiate Baseball (3rd Team); Baseball America (3rd Team); ABCA (3rd Team)
Warren Morris, 2B, NCBWA (2nd Team)
Mike Klostermeyer, 1B, NCBWA (3rd Team)
Jason Williams, SS, NCBWA (Honorable Mention)
- 1994 **Todd Walker**, 2B, Collegiate Baseball (1st Team); Baseball America (1st Team); NCBWA (1st Team); ABCA (1st Team)
Russ Johnson, SS, NCBWA (1st Team); Collegiate Baseball (2nd Team); Baseball America (2nd Team); ABCA (2nd Team)

Scott Schultz, RHP, NCBWA (2nd Team); Collegiate Baseball (3rd Team)

- 1993 **Todd Walker**, 2B, Collegiate Baseball (1st Team); Baseball America (1st Team); ABCA (1st Team); NCBWA (1st Team)
Brett Laxton, RHP, NCBWA (1st Team); Collegiate Baseball (2nd Team); Baseball America (2nd Team); ABCA (3rd Team)
Harry Berrios, OF, ABCA (2nd Team); NCBWA (2nd Team)
- 1992 **Lloyd Peever**, RHP, Collegiate Baseball (1st Team); Baseball America (1st Team); ABCA (1st Team)
Todd Walker, 2B, Collegiate Baseball (2nd Team); Baseball America (2nd Team)
Rick Greene, RHP, Collegiate Baseball (2nd Team)
- 1991 **Chad Ogea**, RHP, Baseball America (2nd Team)
Rick Greene, RHP, Collegiate Baseball (2nd Team); ABCA (3rd Team)
Lyle Mouton, OF, Collegiate Baseball (3rd Team)
- 1990 **Wes Grisham**, OF, Baseball America (1st Team); ABCA (2nd Team); The Sporting News (2nd Team)
Paul Byrd, RHP, Baseball America (2nd Team)
- 1989 **Ben McDonald**, RHP, Baseball America (1st Team); Collegiate Baseball (1st Team); The Sporting News (1st Team); ABCA (1st Team)
- 1988 **Ben McDonald**, RHP, Baseball America (1st Team)
- 1987 **Gregg Patterson**, LHP, Baseball America (2nd Team)
- 1986 **Barry Manuel**, RHP, ABCA (3rd Team); Baseball America (2nd Team)
Albert Belle, OF, Baseball America (2nd Team)
- 1983 **Cal Santarelli**, P, ABCA (3rd Team)
- 1974 **Mike Miley**, 2B, The Sporting News (1st Team)
- 1961 **Allen Smith**, P, ABCA (1st Team)

FRESHMAN ALL-AMERICA

- 2014 **Jared Poche**, LHP, Collegiate Baseball (1st Team); Baseball America, Perfect Game, NCBWA (2nd Team)
Jake Fraley, OF, NCBWA (2nd Team)
- 2013 **Alex Bregman**, SS, Collegiate Baseball, Baseball America, NCBWA, Perfect Game (1st Team)
- 2012 **Aaron Nola**, RHP, Collegiate Baseball, Perfect Game (1st Team); Baseball America (2nd Team)
- 2011 **JaCoby Jones**, 2B, Baseball America (2nd Team)
Kurt McCune, RHP, Baseball America (2nd Team)
- 2009 **Matty Ott**, RHP, Baseball America (1st Team); Collegiate Baseball (1st Team)
- 2008 **Micah Gibbs**, C, Baseball America (1st Team); Rivals.com (1st Team)
- 2007 **Blake Dean**, OF, Collegiate Baseball (1st Team)
- 2006 **J.T. Wise**, 2B, Collegiate Baseball (1st Team)



Brad Cresse • 2000 Johnny Bench Award Recipient



Micah Gibbs • 2008 Freshman All-American



Chris Demouy • 1996 Academic All-American

- 2004 **Clay Dirks**, LHP, Collegiate Baseball (1st Team); Baseball America (2nd Team)
- 2003 **Jason Determann**, LHP, Collegiate Baseball (Freshman 1st Team)
Justin Meier, RHP, Collegiate Baseball (Freshman 1st Team)
- 2002 **J.C. Holt**, 2B, Baseball America (2nd Team); Collegiate Baseball (Honorable Mention)
Clay Harris, RHP, Collegiate Baseball (Honorable Mention)
Jason Vargas, LHP, Collegiate Baseball (Honorable Mention)
- 2001 **Lane Mestepey**, LHP, Baseball America (1st Team); Collegiate Baseball (1st Team); Baseball Weekly (1st Team)
Aaron Hill, OF, Collegiate Baseball (Honorable Mention)
- 2000 **Mike Fontenot**, 2B, Collegiate Baseball (1st Team); Baseball America (1st Team)
Wally Pontiff, OF, Collegiate Baseball (Honorable Mention)
Bo Pettit, RHP, Collegiate Baseball (Honorable Mention)
- 1997 **Blair Barbier**, 2B; Collegiate Baseball (1st Team)
- 1995 **Eddy Furniss**, DH, Collegiate Baseball (Honorable Mention)
- 1994 **Warren Morris**, LF, Collegiate Baseball (Honorable Mention)
- 1993 **Brett Laxton**, RHP, Collegiate Baseball (1st Team)
- 1992 **Todd Walker**, 2B, Collegiate Baseball (1st Team); Baseball America (1st Team)
Russ Johnson, 3B, Collegiate Baseball (1st Team); Baseball America (1st Team)
Scott Schultz, RHP, Baseball America (1st Team); Collegiate Baseball (Honorable Mention)
- 1989 **Paul Byrd**, RHP, Collegiate Baseball (1st Team)
- 1986 **Dan Kite**, RHP, Baseball America (1st Team)

ACADEMIC ALL-AMERICA

- 2005 **Jason Determann**, 2nd Team
- 1998 **Eddy Furniss**, 1B (2nd Team)
- 1997 **Eddy Furniss**, 1B (1st Team)
- 1996 **Eddy Furniss**, 1B (2nd Team)
Chris Demouy, P (3rd Team)
- 1995 **Warren Morris**, 2B (1st Team)
- 1994 **Tim Lanier**, C (3rd Team)

SEC SCHOLAR ATHLETE OF THE YEAR

- 2005 **Jason Determann**, LHP

SEC ACADEMIC HONOR ROLL

- 2014 **Brady Domangue**, RHP (Sport Administration)
Nate Fury, RHP (Sport Administration)
Mark Laird, OF (Agricultural Business)
Sean McMullen, OF (Kinesiology)
Zac Person, LHP (Kinesiology)
Chris Sciambra, OF (Construction Management)
Andrew Stevenson, OF (Kinesiology)
- 2013 **Kevin Berry**, RHP (Sport Administration)
Brent Bonvillain, LHP (Interdisciplinary Studies)
Joey Bourgeois, RHP (Interdisciplinary Studies)
Chris Cotton, LHP (International Trade & Finance)
Nate Fury, RHP (Sport Administration)
Mason Katz, 1B (Sport Administration)
Will LaMarche, RHP (Sport Administration)
Kurt McCune, RHP (Sport Administration)
Sean McMullen, OF (Kinesiology)
Raph Rhymes, OF (Sport Administration)
Nick Rumbelow, RHP (Interdisciplinary Studies)
Chris Sciambra, OF (Construction Management)
Casey Yocom, INF (Sport Administration)
- 2012 **Kevin Berry**, RHP (Sport Commerce)
Grant Dozar, INF (Management)
Nick Goody, RHP (Sport Commerce)
Tyler Hanover, INF (Sport Leadership)
Mason Katz, 1B/OF (Sport Commerce)
Austin Nola, SS (Sport Commerce)
Raph Rhymes, OF (Sport Commerce)
Ty Ross, C (Sport Commerce)
Nick Rumbelow, RHP (General Studies)
Jordy Snikeris, C (Finance)
Casey Yocom, INF (Sport Leadership)
- 2011 **Ben Alsup**, RHP (Sports Administration)
Kevin Berry, RHP (Sports Administration)
Daniel Bradshaw, RHP (Finance)
Kirk Cunningham, 1B (Sports Administration)
Grant Dozar, INF (Management)
Matt Fury, INF (Chemical Engineering)
Mike Lowery, INF (Management)
Mikie Mahtook, OF (Sports Administration)
Austin Nola, SS (Sports Administration)
Raph Rhymes, DH (Sports Administration)
Jordy Snikeris, C (Finance)
- 2010 **Paul Bertuccini**, RHP (Management)
Daniel Bradshaw, RHP (Management)
Johnny Dishon, OF (Management)
Matt Fury, INF (Chemical Engineering)
Matt Gaudet, DH (Graduate School)
Mike Lowery, INF (Management)

- Matty Ott**, RHP (Undeclared)
Anthony Ranaudo, RHP (Sport Administration)
Austin Ross, RHP (Petroleum Engineering)
- 2009 **Paul Bertuccini**, RHP (Management)
Daniel Bradshaw, RHP (Undeclared)
Nolan Cain, RHP (General Studies)
Kevin Farnsworth, C (Biological Sciences)
Micah Gibbs, C (Undeclared)
Buzzy Haydel, INF/P (Kinesiology)
Spencer Mathews, RHP (Kinesiology)
Chris McGhee, INF/OF (Mass Communication)
Nicholas Pontiff, INF/OF (Management)
Austin Ross, RHP (Undeclared)
Ryan Schimpf, INF/OF (General Studies)
- 2008 **Kyle Beerbohm**, LHP (Kinesiology)
Paul Bertuccini, RHP (Management)
Jared Bradford, RHP (General Studies)
Ryan Byrd, LHP (General Studies)
Matt Clark, 1B (General Studies)
Kevin Farnsworth, C (Biology)
Matt Gaudet, 1B (General Studies)
Buzzy Haydel, INF (General Studies)
Michael Hollander, 3B (Communications)
Jason Lewis, C (General Studies)
Blake Martin, LHP (General Studies)
Nicholas Pontiff, OF (Management)
Ryan Schimpf, 2B (Undeclared)
Ryan Verdugo, LHP (General Studies)
- 2007 **Jared Bradford**, RHP (General Studies)
Steven Broschowsky, OF (Management)
Will Davis, C (Secondary Education)
Kevin Farnsworth, C (Biology)
Jeffrey Garidel, INF (General Studies)
Cade Gautreau, C (Accounting)
Michael Hollander, INF (Communication Studies)
Nicholas Pontiff, INF (Management)
- 2006 **Steven Broschowsky**, OF (Management)
Chris Cahill, RHP (General Studies)
Chase Dardar, RHP (General Studies)
Michael Hollander, SS (Undeclared)
Derik Olvey, RHP (General Studies)
Nicholas Pontiff, INF (Communication Studies)
Trey Simon, OF (Undeclared)
Bruce Sprowl, OF (Mass Communication)
Gee Victoriano, C (Kinesiology)
Steven Waguespack, INF (General Studies)
- 2005 **Brad Bass**, C (Kinesiology)
Steven Broschowsky, OF (Undeclared)
Chase Dardar, RHP (General Studies)
Will Davis, C (Secondary Education)
Jason Determann, LHP (Biology)
Jordan Faircloth, RHP (Political Science)



**Parker Bugg • 2014 SEC Freshman
Academic Honor Roll**



Mikie Mahtook • 2011 First-Team All-SEC



Matty Ott • 2009 First-Team All-SEC

	Bryan Harris , INF (Kinesiology)
	Chris McDougall , LHP (Kinesiology)
	Lane Mestepey , LHP (Kinesiology)
	Brandon Nall , RHP (Horticulture)
	Bruce Sprowl , OF (Mass Communication)
	Nick Stavinoha , OF (Management)
2004	Steven Broschowsky , OF (Undeclared)
	Jason Determann , LHP (Biological Sciences)
	Bobby DiLiberto , INF (Political Science)
	Jordan Faircloth , RHP (Political Science)
	Bryan Harris , INF (Kinesiology)
	J.C. Holt , CF (Management)
	Matt Horwath , INF (Undeclared)
	Chris McDougall , LHP (Kinesiology)
	Lane Mestepey , LHP (Kinesiology)
	Brandon Nall , RHP (Turfgrass Management)
	Bruce Sprowl , OF (Mass Communication)
	Nick Stavinoha , DH (Management)
2003	Lukas Guidroz , RHP, 3.11 (General Studies)
	Weylin Guidry , RHP, 3.33 (Marketing)
	Justin Hill , RHP, 3.70 (General Studies)
	David Miller , RHP, 3.17 (Civil Engineering)
	Wally Pontiff , 3B, 3.73 (Biology)
	Rocky Scelfo , 2B, 3.16 (General Studies)
	Chad Vaught , RHP, 3.31 (Biology)
2002	Brad David , LHP, 3.13 (Management)
	Justin Hill , RHP, 3.49 (General Studies)
	David Miller , RHP, 3.14 (Civil Engineering)
	Tim Nugent , LHP, 3.16 (General Business)
	Wally Pontiff , 3B, 3.25 (Biology)
	Chad Vaught , RHP, 3.53 (Zoology)
2001	Billy Brian , RHP, 3.25 (Construction Management)
	Brad David , LHP, 3.05 (Construction Management)
	David Miller , RHP, 3.00 (General Studies)
	Tim Nugent , LHP, 3.33 (General Studies)
	Wally Pontiff , 3B, 3.06 (Undergraduate Studies)
	Chad Vaught , 3.13 (Zoology)
2000	Blair Barbier , 3B, 3.33 (Finance)
	Billy Brian , RHP, 3.25 (Construction Management)
	Mike Daly , INF, 3.40 (Marketing)
	Brad Hawpe , 1B, 3.01 (Finance)
	Trey Hodges , RHP, 3.02 (Kinesiology)
	Jeremy Loftice , RHP, 3.01 (Kinesiology)
	Billy McBride , OF, 3.11 (Undergraduate Studies)
	Tommy Morel , OF, 3.11 (Microbiology)
	Tim Nugent , LHP, 3.44 (General Business)
	Jeremy Witten , OF, 3.44 (Kinesiology)
1999	Kurt Ainsworth , RHP, 3.41
	(Management Information Systems)
	Christian Bourgeois , OF, 3.24 (Zoology)
	Josh Dalton , SS, 3.16 (Kinesiology)
	Mike Daly , INF, 3.11 (Marketing)

	Tim Nugent , LHP, 3.05 (Undergraduate Studies)
	Jeremy Witten , OF, 3.11 (Kinesiology)
1998	Blair Barbier , INF, 3.17 (Undergraduate Studies)
	Matt Colvin , LHP, 3.38 (Management Information Systems)
	Chris Demouy , LHP, 3.33 (Business Administration)
	Eddy Furniss , 1B, 3.47 (Zoology)
	Doug Thompson , RHP, 3.22 (Kinesiology)
1997	Eric Berthelot , LHP, 3.26 (Kinesiology)
	John Blancher , INF, 3.22 (Liberal Arts)
	Patrick Coogan , RHP, 3.0 (Business Administration)
	Casey Cuntz , 3B, 3.62 (Mass Communications)
	Brian Daugherty , RHP, 3.37 (General Studies)
	Chris Demouy , LHP, 3.63 (Management)
	Eddy Furniss , 1B, 3.66 (Zoology)
	Jeff Harris , RHP, 3.77 (Kinesiology)
	Joey Painich , RHP, 3.16 (Kinesiology)
1996	Warren Morris , 2B, 3.5 (Zoology)
	Eddy Furniss , 1B, 3.7 (Pre-Medicine)
	Brad Wilson , DH, 3.0 (General Studies)
	Kevin Ward , C, 3.6 (Electrical Engineering)
	Tim Lanier , C, 3.6 (Kinesiology)
	Brian Daugherty , RHP, 3.1 (Kinesiology)
	Chris Demouy , LHP, 3.8 (Management)
1995	Warren Morris , 2B, 3.73 (Zoology)
	Kevin Ainsworth , OF, 3.25 (Management)
	Bhrett McCabe , RHP, 3.06 (Psychology)
	Kevin Ward , C, 3.34 (Electrical Engineering)
	Tim Lanier , C, 3.10 (Kinesiology)
	Brian Winders , RHP, 3.53 (General Studies)
	Casey Cuntz , SS, 3.42 (General Studies)
1994	Kevin Ainsworth , RF, 3.07 (Business Management)
	Scott Berardi , C, 3.12 (Advertising)
	Tim Lanier , C, 3.25 (Kinesiology)
	Bhrett McCabe , RHP, 3.11 (Zoology)
	Warren Morris , LF, 3.68 (Accounting)
	Kevin Ward , C, 3.40 (Accounting)
1993	Mike Sirotko , LHP, 3.15 (Psychology)
	Matt Chamberlain , RHP, 3.28 (Microbiology)
	Brian Winders , RHP, 3.10 (Microbiology)
1992	Tim Bauer , C, 3.50 (Marketing)
	Matt Chamberlain , RHP, 3.32 (Microbiology)
	David Herry , RHP, 3.10 (Business Administration)
	Jared Mula , OF, 3.20 (General Studies)
	Bhrett McCabe , RHP, 3.00 (General Studies)
	Mike Sirotko , LHP, 3.20 (Psychology)
1991	Tim Bauer , C, 3.60 (Marketing)
	Paul Byrd , RHP, 3.04 (General Studies)
	Matt Chamberlain , RHP, 3.35 (Pre-Medicine)
	Pat Garrity , DH, 3.03 (General Studies)
1988	Daniel Edwards , C, 3.81 (Philosophy)


1987	Rob Hartwig , OF, 3.15 (General Studies)
	Mark Guthrie , LHP, 3.13 (General Studies)
	Pete Bush , 1B, 3.05 (Management)
1986	Joe Zimmerman , P, 3.25 (Phys. Ed.)
	Terry Belle , OF, 3.00 (Accounting)
1985	Joe Zimmerman , P, 3.57 (Physical Therapy)
1984	Mark Howie , SS, 3.25 (Business Admin.)
1983	Mark Howie , SS, 3.00 (Marketing)
1980	Randy Olson , OF, 3.00 (Education)
1979	Lucien Tujague , OF, 3.20 (Petroleum Eng.)
1976	Wally McMakin , 3B, 3.30 (Education)
	Tony Toups , SS, 3.20 (Business Admin.)
1975	Wally McMakin , DH, 3.00 (Education)
	Randy Aldridge , OF, 3.40 (Education)
	Guy Hollingsworth , P, 3.20 (Pre-Law)
1974	Randy Aldridge , OF, 3.75 (Education)
	Tom Charpentier , P, 3.00 (Business Admin.)
1973	Steve Spitz , 2B, 3.00 (Business Admin.)
1971	Mike Mook , 2B, 3.20 (Business Admin.)
	Lou Farmer , P, 3.20 (Business Admin.)

SEC FRESHMAN ACADEMIC HONOR ROLL

2014	Parker Bugg , RHP
2013	Mark Laird , OF
2012	Chris Sciambra , OF
2011	Jackson Slaid , C
2010	Chris Cotton , LHP
2009	Grant Dozar , INF
	Austin Nola , INF
2008	Daniel Bradshaw , RHP
	Austin Ross , RHP
2006	Paul Bertuccini , RHP
	Chris McGhee , OF
	Jason Ogata , INF
	Andrew York , RHP
2005	Michael Hollander , INF

FIRST TEAM ALL-SEC

2014	Aaron Nola , RHP
2013	Mason Katz , 1B
	Christian Ibarra , 3B
	Alex Bregman , SS
	Raph Rhymes , OF
	Aaron Nola , RHP
2012	Kevin Gausman , RHP
	Raph Rhymes , OF
2011	Mikie Mahtook , OF
2010	Micah Gibbs , C
2009	Louis Coleman , RHP
	Blake Dean , DH
	Matty Ott , RHP
2006	Quinn Stewart , OF



Raph Rhymes
2012 SEC Player of the Year



Aaron Nola
2014 SEC Pitcher of the Year

2005 **Ryan Patterson**, LF
Greg Smith, LHP

2004 **J.C. Holt**, CF
Jon Zeringue, RF

2003 **Aaron Hill**, SS
Ryan Patterson, DH
Clay Harris, 1B

2002 **Lane Mestepey**, LHP

2001 **Lane Mestepey**, LHP
Wally Pontiff, 3B
Mike Fontenot, 2B

2000 **Brad Cresse**, C

1998 **Eddy Furniss**, 1B

1997 **Brandon Larson**, SS
Patrick Coogan, RHP

1996 **Eddy Furniss**, 1B
Nathan Dunn, 3B
Eddie Yarnall, LHP

1995 **Scott Schultz**, RHP

1994 **Russ Johnson**, SS
Todd Walker, 2B

1993 **Todd Walker**, 2B
Brett Laxton, RHP

1992 **Lloyd Peever**, RHP
Todd Walker, 2B

1991 **Tookie Johnson**, 2B

1990 **Wes Grisham**, OF
Chad Ogea, RHP
Keith Osik, C
Tookie Johnson, 2B

1989 **Ben McDonald**, RHP
Wes Grisham, DH

1988 **Craig Cala**, OF
Ben McDonald, RHP

1987 **Albert Belle**, OF
Gregg Patterson, LHP

1986 **Jim Bowie**, 1B
Mark Guthrie, LHP

1985 **Marty Lanoux**, 3B

1984 **Mark Cooper**, C

1983 **Mark Cooper**, C
Cal Santarelli, P

1980 **Don Schneider**, P

1979 **Bobby Mariano**, 3B

1976 **Paul Stefan**, P
Tony Toups, SS

1975 **Steve Frank**, 1B
Wally McMakin, 3B
Pat Moock, P

1973 **Gerald Keigley**, UT
Pat Moock, P

1972 **Mike Miley**, UT
Randy Wiles, P

1971 **Craig Burns**, OF

1969 **Tom Giles**, C

1968 **Bob Leake**, OF

1967 **Tom Giles**, C
Steve Ogin, OF

1964 **Steve George**, P

1963 **Gene Achord**, OF

1962 **Allen Smith**, P

1961 **Allen Smith**, P
John Bailey, OF

1958 **Bob Loftin**, P
Al White, 2B

1953 **Jerry Marchand**, C

1952 **Jerry Marchand**, C
Benny McArdle, P

1951 **Gene Murphy**, C

SEC PLAYER OF THE YEAR

2012 **Raph Rhymes**, OF

2004 **Jon Zeringue**, RF

2003 **Aaron Hill**, SS

1996 **Eddy Furniss**, 1B

1994 **Russ Johnson**, SS

1993 **Todd Walker**, 2B

SEC PITCHER OF THE YEAR

2014 **Aaron Nola**, RHP

2013 **Aaron Nola**, RHP

2009 **Louis Coleman**, RHP

SEC FRESHMAN OF THE YEAR

2013 **Alex Bregman**, SS

2009 **Matty Ott**, RHP

2001 **Lane Mestepey**, LHP

2000 **Mike Fontenot**, 2B

SECOND-TEAM ALL-SEC

2014 **Alex Bregman**, SS

2013 **JaCoby Jones**, 2B

2012 **Mason Katz**, OF

2011 **Mason Katz**, OF

2010 **Austin Nola**, SS
Matt Gaudet, DH

2009 **Anthony Ranaudo**, RHP
Ryan Schimpf, OF

2007 **Jared Bradford**, RHP

2006 **Michael Hollander**, SS

2005 **Nick Stavino**, RF
Blake Gill, DH
Clay Dirks, LHP

2004 **Clay Harris**, 3B
Ryan Patterson, LF

2003 **Nate Bumstead**, RHP
Blake Gill, 2B
Jon Zeringue, OF

2002 **Wally Pontiff**, 3B
Jake Tompkins, RHP

2001 **Ryan Theriot**, SS
Todd Linden, OF
Bryan Moore, 1B

1999 **Trey McClure**, OF
Jeff Leaumont, 1B

1998 **Trey McClure**, 3B
Brad Cresse, C
Doug Thompson, RHP

1997 **Blair Barbier**, 2B
Eddy Furniss, 1B

1996 **Chad Cooley**, OF
Justin Bowles, OF
Jason Williams, SS

1995 **Warren Morris**, 2B

1994 **Scott Schultz**, RHP

1993 **Harry Berrios**, RF

1991 **Gary Hymel**, C
Lyle Mouton, RF
Rich Cordani, LF

1990 **Rich Cordani**, DH
Paul Byrd, RHP

1989 **Craig Cala**, RF
Curtis Leskanic, RHP

1987 **Dave Cunningham**, SS

1986 **Burke Broussard**, 2B
Jeff Reboulet, SS
Albert Belle, RF
Rob Leary, C
Barry Manuel, RHP

ALL-SEC WESTERN DIVISION (1951-85)

1985 **Jeff Reboulet**, SS
Marty Lanoux, 3B
Robbie Smith, P

1984 **Mark Cooper**, C
Tim Sossamon, OF
John Dixon, DH

1983 **Mark Cooper**, C
Cal Santarelli, P

1982 **Dan Karp**, C
Billy Donathan, P

1981 **Chip Moses**, 2B

1980 **Don Schneider**, P
Mike Alvarez, P
Randy Olson, 1B

1979 **Bobby Mariano**, 3B
Duane Dewey, C
Pete Almaguer, 2B
Mike Alvarez, P

1976 **Paul Stefan**, P
Tony Toups, SS

1975 **Steve Frank**, 1B
Wally McMakin, 3B
Pat Moock, P
Vaughn Meiners, OF
Tommy Saizan, C

1974 **Randy Aldridge**, OF
Tom Charpentier, P
Mike Miley, UT

1973 **Gerald Keigley**, UT
Pat Moock, P
Mike Sonderegger, OF

1972 **Mike Miley**, UT
Randy Wiles, P

1971 **Craig Burns**, OF
Lou Farmer, P

1970 **Bill Bright**, OF



Chris Cotton
2013 SEC Tournament MVP



Austin Nola
2010 SEC Tournament MVP

1969	Tom Giles, C
1968	Bob Leake, OF
	Ron Hunt, UT
1967	Tom Giles, C
	Steve Ogin, OF
1966	Bruce Baudier, P
1964	Steve George, P
	Gene Achord, OF
	Harry Morel, 3B
1963	Gene Achord, OF
	Wiley Dial, P
1962	Allen Smith, P
	Larry Edmondson, UT
	Jimmy Field, OF
1961	John Bailey, OF
	Allen Smith, P
	Lynn Amedee, P
	Larry Edmondson, SS
1958	Bob Loftin, P
	Al White, 2B
1953	Jerry Marchand, C
1952	Jerry Marchand, C
	Benny McArdle, P
1951	Gene Murphy, C

SEC ALL-TOURNAMENT

2014	Jared Poche', LHP
	Aaron Nola, RHP
	Kade Scivicque, C
	Tyler Moore, 1B
	Conner Hale, 2B
	Alex Bregman, SS
	Mark Laird, OF
	Sean McMullen, DH
2013	Chris Cotton, LHP
	Christian Ibarra, 3B
	Jared Foster, OF
	Sean McMullen, DH
2012	Mason Katz, OF
2010	Ben Alsup, RHP
	Blake Dean, 1B
	Tyler Hanover, 2B
	Austin Nola, SS
	Mikie Mahtook, OF
2009	Daniel Bradshaw, RHP

	Austin Nola, SS
	Mikie Mahtook, OF
	Blake Dean, DH
2008	Blake Martin, LHP
	Matt Clark, 1B
	Ryan Schimpf, 2B
	Blake Dean, DH
2003	Aaron Hill, SS
2002	Matt Heath, OF
2001	Matt Heath, C
	Todd Linden, OF
2000	Brian Tallet, LHP
	Brad Hawpe, 1B
	Blair Barbier, 3B
	Wally Pontiff, OF
	Cedrick Harris, OF
1998	Randy Keisler, LHP
1997	Danny Higgins, DH
	Blair Barbier, 2B
	Brandon Larson, SS
1996	Eddie Yarnall, LHP
1995	Warren Morris, 2B
	Nathan Dunn, 3B
	Chad Cooley, OF
	Eddy Furniss, DH
1994	Russ Johnson, SS
	Kevin Ainsworth, OF
	Brad Wilson, DH
1993	Jason Williams, 3B
	Russ Johnson, SS
	Harry Berrios, OF
	Mike Neal, OF
	Will Hunt, LHP
1992	Todd Walker, 2B
	Andy Sheets, SS
	Chris Moock, OF
	Mike Neal, DH
	Lloyd Peever, RHP
	Ronnie Rantz, LHP
1991	Chris Moock, OF
1990	Wes Grisham, OF
	Chad Ogea, RHP
	Scott Bethea, SS
	Ron Lim, OF
1988	Rich Vasquez, OF

1987	Dave Cunningham, SS
	Craig Faulkner, C
1986	Jeff Yurtin, 3B
	Mike Papajohn, OF
	Albert Belle, OF
	Barry Manuel, P
1985	Jeff Reboulet, SS
1979	Bobby Mariano, 3B
	Steve Bollman, UT

OUTSTANDING PLAYER SEC TOURNAMENT

2014	Tyler Moore, 1B
2013	Chris Cotton, LHP
2010	Austin Nola, SS
2009	Mikie Mahtook, OF
2008	Blake Dean, DH
2000	Wally Pontiff, OF
1994	Russ Johnson, SS
1993	Harry Berrios, OF
1992	Andy Sheets, SS
1986	Jeff Yurtin, 3B

ABCA ALL SOUTH REGION

2014	Aaron Nola, RHP (1st Team)
2013	Alex Bregman, SS (1st Team)
	Mason Katz, 1B (1st Team)
	Aaron Nola, RHP (1st Team)
2012	Raph Rhymes, OF (1st Team)
	Kevin Gausman, RHP (1st Team)
	Mason Katz, OF (1st Team)
2011	Mikie Mahtook, OF (1st Team)
2010	Micah Gibbs, C (1st Team)
2009	Louis Coleman, RHP (1st Team)
	Anthony Ranaudo, RHP (1st Team)
	Matty Ott, RHP (1st Team)
	Ryan Schimpf, OF (2nd Team)
2008	Blake Dean, OF (2nd Team)
	Ryan Verdugo, RHP (2nd Team)
2007	Jared Bradford, RHP (2nd Team)
2006	Quinn Stewart, RF (1st Team)
2005	Ryan Patterson, LF (1st Team)
	Greg Smith, LHP (1st Team)
	Nick Stavinoha, RF (2nd Team)
2004	Jon Zeringue, RF (1st Team)
	Clay Harris, 3B (1st Team)

	J.C. Holt, CF (2nd Team)
2003	Aaron Hill, SS (1st Team)
	Nate Bumstead, RHP (2nd Team)
	Ryan Patterson, DH (2nd Team)
2002	Lane Mestepey, LHP
2001	Todd Linden, OF
	Bryan Moore, 1B (2nd Team)
	Mike Fontenot, 2B (2nd Team)
2000	Brad Cresse, C
1998	Eddy Furniss, 1B
	Brad Cresse, C
	Randy Keisler, LHP (2nd team)
1997	Brandon Larson, SS
	Patrick Coogan, RHP
	Mike Koerner, CF (2nd Team)
1996	Eddy Furniss, 1B
	Jason Williams, SS
	Nathan Dunn, 3B
	Justin Bowles, OF
	Eddie Yarnall, LHP
1995	Scott Schultz, RHP
1994	Todd Walker, 2B
	Russ Johnson, SS
1993	Todd Walker, 2B
	Harry Berrios, OF
	Brett Laxton, RHP
1992	Lloyd Peever, RHP
	Todd Walker, 2B
	Rick Greene, RHP (2nd Team)
1991	Tookie Johnson, 2B
	Rick Greene, RHP
1989	Ben McDonald, RHP
	Wes Grisham, DH (2nd Team)
1986	Barry Manuel, RHP
	Mark Guthrie, LHP (2nd Team)
	Jim Bowie, 1B (2nd Team)
	Jeff Reboulet, SS (2nd Team)
1984	Mark Cooper, C
1983	Cal Santarelli, P
1976	Paul Stefan, P
1975	Pat Moock, P
	Steve Frank, 1B
	Wally McMakin, INF

**Lyle Mouton**

1990 NCAA South I Regional All-Tournament Team

**Barry Manuel**

1986 & 1987 NCAA Regional All-Tournament Team

NCAA REGIONAL ALL-TOURNAMENT

2014

Baton Rouge Regional

Aaron Nola, RHP
Alex Bregman, SS
Sean McMullen, DH

2013

Baton Rouge Regional

Aaron Nola, RHP
Brent Bonvillain, LHP
Ty Ross, C
Mason Katz, 1B
Alex Bregman, SS
Raph Rhymes, OF

2012

Baton Rouge Regional

Kevin Gausman, RHP
Aaron Nola, RHP
Ty Ross, C
Austin Nola, SS

2010

Los Angeles Regional

Leon Landry, OF

2009

Baton Rouge Regional

Anthony Ranaudo, RHP
Louis Coleman, RHP
Micah Gibbs, C
Sean Ochinko, 1B
Austin Nola, SS
Jared Mitchell, OF

2008

Baton Rouge Regional

Paul Bertuccini, RHP
Matt Clark, 1B
Ryan Schimpf, 2B
DJ LeMahieu, SS
Leon Landry, OF
Jared Mitchell, OF
Blake Dean, DH

2005

Baton Rouge Regional

Clay Harris, 2B
Chris Jackson, 3B
Nick Stavinoha, OF
Ryan Patterson, OF

2004

Baton Rouge Regional

Nate Bumstead, RHP
Blake Gill, SS
Will Harris, 1B
J.C. Holt, CF
Matt Liuzza, C
Justin Meier, RHP
Nick Stavinoha, DH
Jon Zeringue, RF

2003

Baton Rouge Regional

Matt Liuzza, C
Blake Gill, 2B
Aaron Hill, SS
Ivan Naccarata, 3B
J.C. Holt, OF
Ryan Patterson, DH

2002

Baton Rouge Regional

Chris Phillips, C
Rocky Scelfo, 1B
J.C. Holt, 2B
Sean Barker, OF
Matt Heath, OF
David Raymer, DH
Jake Tompkins, RHP

2001

Baton Rouge Regional

Mike Fontenot, 2B
Lane Mestepey, LHP
Bryan Moore, 1B
Wally Pontiff, 3B
Zeph Zinsman, DH

2000

Baton Rouge Regional

Brad Hawpe, 1B
Mike Fontenot, 2B
Brad Cresse, C
Johnnie Thibodeaux, OF
Jeremy Witten, OF
Wally Pontiff, OF
Brian Tallet, LHP

1999

Baton Rouge Regional

Jeff Leamont, 1B
Ryan Theriot, 2B
Jeremy Witten, OF
Brad Hawpe, OF
Trey McClure, DH
Kurt Ainsworth, RHP
Ben Saxon, RHP

1998

South II Regional

Brad Cresse, C
Eddy Furniss, 1B
Trey McClure, 2B
Josh Dalton, SS
Cedrick Harris, OF
Wes Davis, DH
Doug Thompson, RHP
Brandon Bowe, RHP

1997

South I Regional

Eddy Furniss, 1B
Brandon Larson, SS
Trey McClure, 3B
Tom Bernhardt, RF
Mike Koerner, CF
Doug Thompson, RHP
Patrick Coogan, RHP

1996

South II Regional

Eddy Furniss, 1B
Warren Morris, 2B
Jason Williams, SS
Nathan Dunn, 3B
Chad Cooley, OF
Eddie Yarnall, LHP

1995

South Regional

Scott Schultz, RHP
Mike Klostermeyer, 1B

1994

South Regional

Todd Walker, 2B
Russ Johnson, SS
Chad Cooley, OF
Brett Laxton, RHP
Tim Lanier, C

1993

South Regional

Kenny Jackson, 1B
Todd Walker, 2B
Harry Berrios, OF
Armando Rios, OF
Mike Neal, DH
Mike Sirotka, LHP

1992

South I Regional

Chris Moock, OF

1991

South Regional

Tookie Johnson, 2B
Chris Moock, 3B
Rich Cordani, OF
Gary Hymel, C
Mike Sirotka, LHP

1990

South I Regional

Chad Ogea, P
Tim Clark, OF
Lyle Mouton, DH
Johnny Tellechea, 1B

1989

Central Regional

Ben McDonald, P
Curtis Leskanic, P
Wes Grisham, DH
Tookie Johnson, 2B
Matt Gruver, LF

1987

South II Regional

Dave Cunningham, SS
Craig Faulkner, C
Mike Papajohn, OF
Gregg Patterson, LHP
Barry Manuel, P

1986

South I Regional

Jim Bowie, 1B
Jeff Yurtin, 3B
Albert Belle, OF
Barry Manuel, P

1985

Central Regional

Tim Sossamon, OF

Outstanding Player

NCAA Regional Tournament

2013	Baton Rouge	Alex Bregman , SS
2012	Baton Rouge	Austin Nola , SS
2009	Baton Rouge	Anthony Ranaudo , RHP
2008	Baton Rouge	Blake Dean , DH
2005	Baton Rouge	Nick Stavinoha , OF
2004	Baton Rouge	Blake Gill , SS
2003	Baton Rouge	J.C. Holt , OF
2002	Baton Rouge	Jake Tompkins , RHP
2000	Baton Rouge	Brad Hawpe , 1B
1999	Baton Rouge	Kurt Ainsworth , RHP
1998	South II	Eddy Furniss , 1B
1997	South I	Trey McClure , 3B
1996	South II	Jason Williams , SS
1994	South	Todd Walker , 2B
1993	South	Mike Sirotko , LHP
1989	Central	Ben McDonald , RHP
1987	South II	Gregg Patterson , LHP
1986	South I	Albert Belle , OF

College World Series All-Tournament

2009	DJ LeMahieu , 2B
	Jared Mitchell , OF
	Ryan Schimpf , OF
	Anthony Ranaudo , RHP
2000	Mike Fontenot , 2B
	Blair Barbier , 3B
	Ryan Theriot , SS
	Brad Hawpe , DH
	Trey Hodges , RHP
1998	Cedrick Harris , OF
1997	Eddy Furniss , 1B
	Brandon Larson , SS
	Mike Koerner , CF
	Tom Bernhardt , RF
1996	Tim Lanier , C
	Justin Bowles , OF
	Eddie Yarnall , LHP
1994	Todd Walker , 2B
1993	Adrian Antonini , C
	Todd Walker , 2B
	Jim Greely , OF
	Armando Rios , OF
	Brett Laxton , RHP
	Mike Sirotko , LHP
1991	Gary Hymel , C
	Johnny Tellechea , 1B
	Lyle Mouton , OF
	Chad Ogea , RHP
1990	Tim Clark , OF
	Lyle Mouton , DH
1987	Jack Voigt , OF
	Gregg Patterson , LHP

College World Series

Most Outstanding Player

2009	Jared Mitchell , OF
2000	Trey Hodges , RHP
1997	Brandon Larson , SS
1993	Todd Walker , 2B
1991	Gary Hymel , C

Dick Howser Award Winner

1998	Eddy Furniss , 1B
------	--------------------------

Golden Spikes Award Winner

1989	Ben McDonald , RHP
------	---------------------------

Smith Award Winner

1989	Ben McDonald , RHP
------	---------------------------

Johnny Bench Award Winner

2000	Brad Cresse , C
------	------------------------

Brooks Wallace Award Winner

2013	Alex Bregman , SS
------	--------------------------

College Baseball Foundation

National Pitcher of the Year

2014	Aaron Nola , RHP
------	-------------------------

Golden Spikes Award Finalists

2014	Aaron Nola , RHP
2000	Brad Cresse , C
1998	Eddy Furniss , 1B
1997	Brandon Larson , SS
1994	Todd Walker , 2B
	Russ Johnson , SS
1993	Todd Walker , 2B
1992	Lloyd Peever , RHP
1989	Ben McDonald , RHP

Baseball America

National Player of the Year

1989	Ben McDonald , RHP
------	---------------------------

Collegiate Baseball

National Player of the Year

1992	Lloyd Peever , RHP
1989	Ben McDonald , RHP

Collegiate Baseball

National Freshman of the Year

2013	Alex Bregman , SS
2001	Lane Mestepey , LHP
2000	Mike Fontenot , 2B
1993	Brett Laxton , RHP
1992	Todd Walker , 2B

Baseball America

National Freshman of the Year

2013	Alex Bregman , SS
1993	Brett Laxton , RHP
1992	Todd Walker , 2B

Perfect Game

National Freshman of the Year

2013	Alex Bregman , SS
------	--------------------------

NCBWA

National Freshman of the Year

2013	Alex Bregman , SS
------	--------------------------

Corbett Award

Outstanding Louisiana

Amateur Athlete

2013	Aaron Nola , RHP
2010	Louis Coleman , RHP
2000	Brad Cresse , C
1997	Brandon Larson , SS
1996	Warren Morris , 2B
1994	Russ Johnson , SS
1993	Todd Walker , 2B

United States Olympians

2000	Kurt Ainsworth , RHP (Gold)
1996	Warren Morris , 2B (Bronze)
	Jason Williams , SS (Bronze)
	Skip Bertman , Head Coach (Bronze)
1992	Rick Greene , RHP
1988	Ben McDonald , RHP (Gold)
	Skip Bertman , Asst. Coach (Gold)



Blake Dean (left) earned 2009 First-Team All-SEC recognition, and he was a First-Team All-American in 2008.

College Baseball

Hall of Fame Members

2010	Eddy Furniss , 1B
2009	Todd Walker , 2B
2008	Ben McDonald , RHP
2006	Skip Bertman , Head Coach

ABCA Hall of Fame Members

2013	Paul Mainieri , Head Coach
2003	Skip Bertman , Head Coach

Louisiana Sports

Hall of Fame Members

Joe Bill Adcock , 1B
Albert Belle , OF
Skip Bertman , Head Coach
Buddy Blair , 3B
Alvin Dark , SS
Mel Didier , P
Eddy Furniss , 1B
Ben McDonald , RHP
Harry Rabenhorst , Head Coach
Connie Ryan , 2B
Todd Walker , 2B

LSU Athletic Hall of Fame Members

2013	Kurt Ainsworth , RHP
2011	Skip Bertman , Head Coach
	Lloyd Peever , RHP
2008	Harry Rabenhorst , Head Coach
2007	Eddy Furniss , 1B
2006	Todd Walker , 2B
1981	Alvin Dark , SS
1978	Joe Bill Adcock , 1B

LSU Retired Jersey Numbers

2001	Skip Bertman , Head Coach (#15)
2009	Ben McDonald , RHP (#19)

Collegiate Baseball

National Coach of the Year

2009	Paul Mainieri
2000	Skip Bertman
1997	Skip Bertman
1996	Skip Bertman
1993	Skip Bertman
1991	Skip Bertman

ABCA National Coach of the Year

2009	Paul Mainieri
2000	Skip Bertman
1997	Skip Bertman
1996	Skip Bertman
1993	Skip Bertman
1991	Skip Bertman

The Sporting News

National Coach of the Year

1986	Skip Bertman
------	---------------------

Baseball America

National Coach of the Year

2009	Paul Mainieri
1996	Skip Bertman
1986	Skip Bertman

Rivals.com National Coach of the Year

2009	Paul Mainieri
2008	Paul Mainieri

SEC Coach of the Year

2009	Paul Mainieri
2003	Smoke Laval
1997	Skip Bertman
1996	Skip Bertman
1993	Skip Bertman
1992	Skip Bertman
1991	Skip Bertman
1990	Skip Bertman
1986	Skip Bertman
1975	Jim Smith

Louisiana Sportswriters Association

Coach of the Year

2013	Paul Mainieri
2012	Paul Mainieri
2009	Paul Mainieri
2008	Paul Mainieri
2004	Smoke Laval
2003	Smoke Laval
2002	Smoke Laval
1998	Skip Bertman
1993	Skip Bertman
1992	Skip Bertman
1990	Skip Bertman
1986	Skip Bertman
1985	Skip Bertman



The Tigers check out the CBS equipment prior to the 1993 national championship game.

LSU All-Time Record on TV (beginning in 1984): 406-192-3 (.678)

LSU TV Appearances Since 2008

2/26/08	Southern (W, 6-1)	Cox Sports Television
3/21/08	Arkansas (W, 8-7, 11 inn.)	Cox Sports Television
3/23/08	Arkansas (W, 4-2)	Cox Sports Television
3/30/08	at Florida (W, 6-3)	FSN Florida
4/1/08	at Southern (W, 8-3)	Pelican Sports
4/6/08	Alabama (W, 9-7)	Cox Sports Television
4/13/08	at Ole Miss (8-2)	Jumbo Sports Network
4/20/08	Georgia (T, 10-10, 12 inn.)	Jumbo Sports Network
4/22/08	at Tulane (W, 8-4)	Cox Sports Television
4/23/08	McNeese State (W, 6-0)	Cox Sports Television
4/27/08	South Carolina (W, 6-3)	Jumbo Sports Network
4/29/08	UL-Lafayette (W, 5-3)	Cox Sports Television
5/3/08	at Kentucky (W, 3-1, 10 inn.)	Jumbo Sports Network
5/3/08	at Kentucky (W, 12-5)	Jumbo Sports Network
5/4/08	at Kentucky (W, 9-8)	Cox Sports Television
5/9/08	Mississippi State (W, 15-6)	Cox Sports Television
5/10/08	Mississippi State (W, 16-4)	Fox Sports Net
5/11/08	Mississippi State (W, 9-6)	Cox Sports Television
5/13/08	New Orleans (W, 7-6, 15 inn.)	Cox Sports Television
5/15/08	at Auburn (W, 6-4)	Cox Sports Television
5/16/08	at Auburn (W, 15-6)	Cox Sports Television
5/21/08	South Carolina (W, 5-4, 10 inn.) *	Comcast Sports
5/22/08	Vanderbilt (W, 8-2) *	Comcast Sports
5/24/08	Alabama (W, 12-8) *	Fox Sports Net
5/25/08	Ole Miss (W, 8-2) *	Fox Sports Net
5/30/08	Texas Southern (W, 12-1) #	Cox Sports Television
5/31/08	Southern Miss (W, 13-4) #	Cox Sports Television
6/1/08	Southern Miss (W, 11-4) #	Cox Sports Television
6/7/08	UC Irvine (L, 15-11) %	ESPN
6/8/08	UC Irvine (W, 9-7) %	ESPN
6/9/08	UC Irvine (W, 21-7) %	ESPN2
6/15/08	North Carolina (L, 4-8) ^	ESPN2
6/17/08	Rice (W, 6-5) ^	ESPN2
6/19/08	North Carolina (L, 3-7) ^	ESPN
2/20/09	Villanova (W, 12-3)	Cox Sports Television
3/22/09	at South Carolina (W, 11-3)	SportSouth
3/24/09	Harvard (W, 4-3)	Cox Sports Television

3/28/09	Ole Miss (W, 6-5)	Fox Sports Net
4/4/09	at Georgia (L, 8-10)	Comcast Sports
4/11/09	at Alabama (L, 5-13)	Cox Sports Television
4/12/09	at Alabama (W, 12-7)	Cox Sports Television
4/14/09	New Orleans (W, 8-6)	Cox Sports Television
4/21/09	Southeastern Louisiana (W, 6-5)	Cox Sports Television
4/23/09	vs. UL-Lafayette (W, 10-6)	Cox Sports Television
4/24/09	Auburn (W, 7-3)	Comcast Sports
4/26/09	Auburn (W, 7-6)	Comcast Sports
4/28/09	Tulane (W, 13-2 - 7 inn.)	Cox Sports Television
5/3/09	at Arkansas (W, 4-3)	Cox Sports Television
5/8/09	Florida (W, 10-1)	Cox Sports Television
5/9/09	Florida (W, 4-0)	Fox Sports Florida
5/10/09	Florida (L, 3-9)	Cox Sports Television
5/14/09	at Mississippi State (W, 5-4)	Cox Sports Television
5/15/09	at Mississippi State (L, 7-8)	Jumbo Sports Network
5/20/09	Vanderbilt (L, 1-4) *	Comcast Sports
5/21/09	Alabama (W, 9-6) *	Comcast Sports
5/22/09	South Carolina (W, 4-1) *	Fox Sports Net
5/23/09	Georgia (W, 16-0) *	Fox Sports Net
5/24/09	Vanderbilt (W, 6-2) *	Fox Sports Net
5/29/09	Southern (W, 10-2) #	Cox Sports Television
5/30/09	Baylor (W, 3-2 - 10 inn.) #	Cox Sports Television
5/31/09	Minnesota (W, 10-3) #	Cox Sports Television
6/5/09	Rice (W, 12-9) %	ESPN
6/6/09	Rice (W, 5-3) %	ESPN
6/13/09	Virginia (W, 9-5) ^	ESPN
6/15/09	Arkansas (L, 9-1) ^	ESPN
6/19/09	Arkansas (W, 14-5) ^	ESPN2
6/22/09	Texas (W, 7-6 - 11 inn.) ^	ESPN
6/23/09	Texas (L, 1-5) ^	ESPN
6/24/09	Texas (W, 11-4) ^	ESPN
3/19/10	Arkansas (L, 3-6)	Cox Sports Television
3/20/10	Arkansas (W, 8-7)	Cox Sports Television
3/21/10	Arkansas (W, 5-1)	Cox Sports Television
3/26/10	at Tennessee (W, 6-2)	Comcast Sports
3/27/10	at Tennessee (W, 10-6)	Fox Sports Net
4/2/10	Georgia (W, 4-3)	ESPN
4/3/10	Georgia (L, 6-12)	Fox Sports Net
4/4/10	Georgia (W, 15-5)	Comcast Sports
4/9/10	at Auburn (W, 14-10)	Comcast Sports

4/10/10	at Auburn (L, 7-11)	SportSouth
4/16/10	Alabama (W, 12-5)	Cox Sports Television
4/17/10	Alabama (W, 9-7)	Cox Sports Television
4/18/10	Alabama (W, 6-5 - 14 innings)	Cox Sports Television
4/24/10	at Ole Miss (L, 9-11)	Fox Sports Net
4/25/10	at Ole Miss (L, 6-7)	Comcast Sports
4/30/10	at Florida (L, 5-8)	Comcast Sports
5/1/10	at Florida (L, 3-7)	ESPN
5/2/10	at Florida (L, 6-13)	ESPN
5/4/10	Southeastern La. (W, 9-5)	Cox Sports Television
5/8/10	Vanderbilt (L, 2-6)	Comcast Sports
5/9/10	Vanderbilt (L, 3-4)	Cox Sports Television
5/15/10	at Kentucky (L, 4-9)	SportSouth
5/18/10	at Tulane (L, 1-9)	Cox Sports Television
5/20/10	Mississippi State (W, 14-13)	Cox Sports Television
5/21/10	Mississippi State (W, 17-3)	Cox Sports Television
5/22/10	Mississippi State (L, 1-2)	Comcast Sports
5/26/10	Florida (W, 10-6) *	Comcast Sports
5/27/10	Vanderbilt (W, 7-5) *	Comcast Sports
5/29/10	Ole Miss (W, 8-0 - 7 innings) *	SportSouth
5/30/10	Alabama (W, 4-3 - 11 innings) *	ESPN2
6/4/10	UC Irvine (W, 11-10 - 11 innings) #	Cox Sports Television
6/5/10	UCLA (L, 3-6) #	Cox Sports Television
6/6/10	UC Irvine (L, 3-4) #	Cox Sports Television
2/18/11	Wake Forest (W, 15-4)	Cox Sports Television
3/11/11	Cal State Fullerton (W, 7-6)	Cox Sports Television
3/13/11	Cal State Fullerton (W, 10-2)	Cox Sports Television
3/18/11	Florida (L, 4-5)	Comcast Sports
3/19/11	Florida (L, 0-1)	Fox Sports Florida
3/20/11	Florida (L, 3-7)	Cox Sports Television
3/25/11	at Georgia (W, 7-3)	WSB Atlanta
4/2/11	Ole Miss (L, 3-16)	Cox Sports Television
4/5/11	at Tulane (W, 7-5)	Cox Sports Television
4/9/11	at Arkansas (L, 3-4)	ESPN
4/10/11	at Arkansas (L, 4-5)	Cox Sports Television
4/20/11	Southern Miss (W, 8-6)	Jumbo Sports Network
4/23/11	at Vanderbilt (L, 1-10)	SportSouth
4/24/11	at Vanderbilt (L, 7-10)	ESPN2
4/28/11	Kentucky (W, 9-5)	ESPN
4/29/11	Kentucky (W, 12-4)	Cox Sports Television
5/3/11	Tulane (W, 6-2)	Cox Sports Television
5/6/11	at Alabama (W, 10-6)	Jumbo Sports Network
5/7/11	at Alabama (L, 0-4)	Comcast Sports
5/8/11	at Alabama (L, 0-9)	Jumbo Sports Network

5/13/11	Tennessee (W, 9-0)	Cox Sports Television
5/14/11	Tennessee (W, 8-1)	Comcast Sports
5/15/11	Tennessee (W, 15-5)	Jumbo Sports Network
5/19/11	at Mississippi State (W, 17-1)	Comcast Sports
3/6/12	at Tulane (W, 5-0)	Cox Sports Television
3/11/12	Notre Dame (L, 1-7)	Cox Sports Television
3/16/12	Mississippi State (W, 3-2 - 10 inn.)	Cox Sports Television
3/17/12	Mississippi State (W, 4-3)	Comcast Sports
3/30/12	Arkansas (W, 10-6)	Comcast Sports
3/31/12	Arkansas (W, 2-1)	ESPN
4/1/12	Arkansas (W, 3-2 - 11 inn.)	Cox Sports Television
4/5/12	at Florida (W, 7-6)	ESPN
4/6/12	at Florida (L, 0-7)	Fox Sports Florida
4/11/12	Southern Miss (W, 8-3)	Jumbo Sports Network
4/14/12	Alabama (W, 7-1)	Cox Sports Television
4/15/12	Alabama (W, 5-1)	ESPN2
4/20/12	at Kentucky (W, 5-4)	Fox Sports South
4/21/12	at Kentucky (L, 1-8)	Fox Sports South
4/25/12	Southeastern Louisiana (W, 4-3)	Cox Sports Television
4/27/12	Georgia (W, 6-5)	Cox Sports Television
4/28/12	Georgia (W, 8-4)	Comcast Sports
4/29/12	Georgia (L, 3-5)	ESPN2
5/1/12	Tulane (W, 9-5)	Cox Sports Television
5/5/12	at Ole Miss (L, 4-7)	SportSouth
5/11/12	Vanderbilt (W, 2-1)	Cox Sports Television
5/12/12	Vanderbilt (L, 3-6)	SportSouth
5/13/12	Vanderbilt (L, 4-5 - 10 inn.)	SportSouth
5/18/12	at South Carolina (L, 4-5)	Cox Sports Television
5/19/12	at South Carolina (W, 3-2 - 10 inn.)	ESPN
5/23/12	Mississippi State (L, 2-3) *	SportSouth
5/24/12	Ole Miss (W, 11-2) *	SportSouth
5/25/12	Mississippi State (L, 3-4 - 10 inn.) *	Comcast Sports
6/1/12	UL-Monroe (W, 4-1) #	Cox Sports Television
6/2/12	Oregon State (W, 7-1) #	Cox Sports Television
6/3/12	Oregon State (W, 5-4 - 10 inn.) #	Cox Sports Television
6/8/12	Stony Brook (W, 5-4 - 12 inn.) %	ESPN2
6/9/12	Stony Brook (L, 1-3) %	ESPN2
6/10/12	Stony Brook (L, 2-7) %	ESPNNews
2/16/13	Maryland (W, 5-1)	Cox Sports Television
2/26/13	at UL-Lafayette (W, 11-2)	KLAF TV
3/1/13	Brown (W, 4-3)	Cox Sports Television
3/3/13	Nicholls State (W, 2-0)	Cox Sports Television
3/16/13	at Mississippi State (W, 7-3)	Comcast Sports
3/24/13	Auburn (W, 8-2)	Cox Sports Television



Skip Bertman (left) led LSU to 11 College World Series televised by ESPN.



LSU has been featured on an ESPN network 52 times at the College World Series.

3/26/13	at Tulane (W, 14-1 - 8 inn.)	Cox Sports Television
4/5/13	Kentucky (W, 11-1)	Cox Sports Television
4/6/13	Kentucky (W, 9-1)	Cox Sports Television
4/7/13	Kentucky (W, 11-4)	Cox Sports Television
4/9/13	Southern (W, 11-2)	Cox Sports Television
4/10/13	Southern (W, 16-2)	Cox Sports Television
4/13/13	at Arkansas (L, 3-8)	Cox Sports Television
4/14/13	at Arkansas (W, 5-3 - 10 inn.)	Cox Sports Television
4/30/13	at Alabama (W, 11-8, 16 inn.)	Fox Sports South
4/24/13	Tulane (W, 4-3)	Cox Sports Television
4/26/13	South Carolina (W, 5-2)	Cox Sports Television
4/27/13	South Carolina (L, 2-4)	Cox Sports Television
4/28/13	South Carolina (L, 0-4)	ESPN
5/2/13	Florida (W, 3-2)	ESPNU
5/3/13	Florida (W, 5-0)	Comcast Sports
5/4/13	Florida (W, 18-6)	ESPN2
5/9/13	at Texas A&M (L, 1-2)	ESPNU
5/10/13	at Texas A&M (W, 7-4)	Comcast Sports
5/11/13	at Texas A&M (W, 2-1 - 8 inn.)	ESPN
5/14/13	New Orleans (W, 11-2)	Cox Sports Television
5/16/13	Ole Miss (W, 7-1)	ESPNU
5/17/13	Ole Miss (W, 5-4)	Cox Sports Television
5/18/13	Ole Miss (L, 9-11)	CBS Sports Network
5/22/13	Alabama (W, 3-0) *	Comcast Sports
5/23/13	Arkansas (L, 1-4) *	SportSouth
5/24/13	Alabama (W, 3-2) *	Comcast Sports
5/25/13	Arkansas (W, 3-1) *	ESPNNews/Comcast Sports
5/26/13	Vanderbilt (W, 5-4) *	ESPN2
5/31/13	Jackson State (W, 11-7) #	ESPN3

6/1/13	Sam Houston State (W, 8-5) #	ESPN3
6/2/13	UL-Lafayette (W, 5-1) #	ESPN3
6/7/13	Oklahoma (W, 2-0) %	ESPN
6/8/13	Oklahoma (W, 11-1) %	ESPN2
6/16/13	UCLA (L, 1-2) ^	ESPN2
6/18/13	North Carolina (L, 2-4) ^	ESPN
2/14/14	New Orleans (W, 2-0)	Cox Sports Television
2/15/14	at New Orleans (W, 7-4)	Cox Sports Television
2/16/14	Grambling (W, 6-0)	MLB Network
2/19/14	at Southeastern Louisiana (W, 7-3)	Cox Sports Television
2/21/14	Virginia Tech (W, 9-0)	Cox Sports Television
2/25/14	UL-Lafayette (L, 1-4 - 6 inn.)	Cox Sports Television
3/12/14	Southern (W, 8-0)	Cox Sports Television
3/15/14	at Vanderbilt (L, 3-5)	Fox Sports Net
3/19/14	South Alabama (W, 9-0)	Cox Sports Television
3/21/14	Georgia (W, 4-0)	Cox Sports Television
3/22/14	Georgia (W, 2-1)	Cox Sports Television
3/29/14	at Florida (L, 2-6)	CBS Sports Network
4/4/14	Mississippi State (W, 3-0)	Comcast Sports
4/5/14	Mississippi State (W, 2-1)	ESPNU
4/6/14	Mississippi State (W, 17-4)	Cox Sports Television
4/11/14	Arkansas (W, 5-3)	Cox Sports Television
4/12/14	Arkansas (W, 5-4)	ESPN2
4/13/14	Arkansas (L, 4-10)	Cox Sports Television
4/15/14	Southern Miss (W, 13-5)	Jumbo Sports Network
4/17/14	at Ole Miss (W, 4-3 - 13 inn.)	ESPNU
4/19/14	at Ole Miss (W, 2-0)	Fox Sports Net
4/22/14	Tulane (W, 6-0)	Cox Sports Television
4/26/14	Tennessee (L, 3-6)	Cox Sports Television
5/2/14	at Texas A&M (W, 5-4 - 11 inn.)	CBS Sports Network
5/3/14	at Texas A&M (L, 2-3)	ESPN2
5/4/14	at Texas A&M (L, 3-4)	ESPNU
5/10/14	Alabama (W, 2-0)	Comcast Sports
5/13/14	Northwestern State (W, 27-0)	Jumbo Sports Network
5/17/14	at Auburn (W, 8-1)	Fox Sports Net
5/21/14	Vanderbilt (W, 11-1 - 7 inn.) *	Fox Sports Net
5/22/14	Arkansas (W, 7-2) *	Comcast Sports
5/24/14	Arkansas (W, 11-1 - 8 inn.) *	ESPNNews
5/25/14	Florida (W, 2-0) *	ESPN2
5/30/14	Southeastern La. (W, 8-4) #	ESPN3
5/31/14	Houston (W, 5-1) #	ESPN3
6/1/14	Houston (L, 4-5 - 11 inn.) #	ESPN3
6/2/14	Houston (L, 2-13) #	ESPN3

^ - College World Series


* - SEC Tournament

- NCAA Regional

% - NCAA Super Regional



ESPN tapes a 2009 CWS interview with slugger Blake Dean.



LSU defeated Oklahoma in the 2013 Super Regional

2014 NCAA Regional

May 30, 2014 at Baton Rouge, La.

Southeastern La.... 100 012 000 - 4 8 4 (37-24)
 LSU..... 011 000 24X - 8 14 0 (45-14-1)
 WP-Nate Fury (3-1) LP-Hills, Dylan (6-4)
 T-2:40 A-11382
 HR SLU - Godbold, Andrew (9), Roberson, Sam (4);
 HR LSU - Sean McMullen (7)
 Actual Attendance: 9,328

May 31, 2014 at Baton Rouge, La.

LSU..... 012 000 200 - 5 12 0 (46-14-1)
 Houston..... 010 000 000 - 1 5 0 (45-16)
 WP-Aaron Nola (11-1) LP-LEMOINE, Jake (6-7) T-2:56
 A-11702
 Actual Attendance: 10,436
 5th largest actual attendance in Alex Box history

June 1, 2014 at Baton Rouge, La.

Houston.... 000 000 040 01 - 5 9 0 (47-16)
 LSU..... 010 000 300 00 - 4 10 1 (46-15-1)
 WP-WELLBROCK, Chase (5-0) LP-Joe Broussard (3-2)
 T-3:25 A-11459
 HR LSU - Kade Scivicque (7), Tyler Moore (6)
 Actual Attendance: 9,482

June 2, 2014 at Baton Rouge, La.

LSU..... 200 000 000 - 2 8 1 (46-16-1)
 Houston..... 207 000 03X - 12 12 0 (48-16)
 WP-ROBINSON, Jared (5-1) LP-Parker Bugg (2-2) T-3:37
 A-11339 Actual Attendance: 9,032

2013 College World Series

June 16, 2013 at Omaha, Neb.

UCLA..... 000 001 010 - 2 5 1 (45-17)
 LSU..... 000 100 000 - 1 5 2 (57-10)
 WP-Plutko, Adam (9-3) Save-Berg, David(22)
 LP-Aaron Nola (12-1) T-3:10 A-26344
 HR LSU - Mason Katz (16)

June 18, 2013 at Omaha, Neb.

N. Carolina 201 000 100 - 4 11 0 (58-11)
 LSU 000 010 100 - 2 10 0 (57-11)
 WP-Trent Thornton (12-1) Save-Chris
 McCue(2) LP-Cody Glenn (7-3) T-3:01 A-21380
 HR NC - Brian Holberton (12)
 LSU eliminated.

2013 NCAA Super Regional

June 7, 2013 at Baton Rouge, La.

Oklahoma..... 000 000 000 - 0 2 0 (43-20)
 LSU 000 000 02X - 2 6 0 (56-9)
 WP-Aaron Nola (12-0) LP-Gray, J. (10-3) T-2:18 A-12007
 Actual Attendance: 11,095

June 8, 2013 at Baton Rouge, La.

LSU 0 11 101 016 - 11 16 1 (57-9)
 Oklahoma..... 1 00 000 000 - 1 5 4 (43-21)
 WP-Will LaMarche (3-0) LP-Overton, D. (9-3)
 T-3:33 A-12153
 HR LSU - JaCoby Jones (6)
 Actual Attendance: 11,401
 Actual Attendance - Alex Box Stadium record.
 52 minute weather delay starting at 7:31 pm in the top of the 5th inning.

2013 NCAA Regional

May 31, 2013 at Baton Rouge, La.

Jackson St 200 000 032 - 7 12 4 (34-21)
 LSU 202 402 01X - 11 11 0 (53-9)
 WP-Kurt McCune (4-1) LP-JUDAY,A. (7-5) T-3:20 A-11577
 HR JSUBASE - HAMPTON,Fred (1)
 HR LSU - Mason Katz (15), Jared Foster (2)
 25 minute rain delay starting at 2:16 pm in the top of the 1st inning
 Actual Attendance: 9,316

June 1, 2013 at Baton Rouge, La.

LSU 1 2 1 000 040 - 8 11 5 (54-9)
 Sam Houston ... 500 000 000 - 5 7 3 (38-21)
 WP-Aaron Nola (11-0) Save-Chris Cotton(16)
 LP-Scott, Alan (2-1) T-3:44 A-12085
 Actual Attendance: 10,752

June 2, 2013 at Baton Rouge, La.

LSU 000 013 010 - 5 10 1 (55-9)
 UL-Lafayette..... 000 001 000 - 1 3 1 (43-20)
 WP-Brent Bonvillain (3-0) LP-Boutte, C. (8-4)
 T-2:57 A-11838
 HR LSU - Alex Bregman (6)
 Actual Attendance: 10,191

2012 NCAA Super Regional

June 8, 2012 at Baton Rouge, La.

Stony Brook..... 020 000 000 110 - 4 14 3 (50-13)
 LSU 000 000 101 111 - 5 9 1 (47-16)
 WP-Kevin Gausman (12-1) LP-Vanderka, Frankie (2-3)
 T-4:11 A-11207
 HR SBU - Goldstein, Steven (4), Intagliata, Sal (2)
 HR LSU - JaCoby Jones (4), Mason Katz (12), Tyler Moore (4)
 Actual Attendance: 9,222
 Rain delay began at 3:08 pm
 Game resumed at 10:06 am on Saturday June 9.

June 9, 2012 at Baton Rouge, La.

LSU 000 001 000 - 1 3 0 (47-17)
 Stony Brook..... 002 010 00X - 3 6 2 (51-13)
 WP-Johnson, Tyler (12-1) LP-Kevin Gausman (12-2)
 T-2:26 A-11468
 HR SBU - Courtney, Kevin (4)
 Actual Attendance: 9,446


June 10, 2012 at Baton Rouge, La.

Stony Brook..... 103 200 010 - 7 15 1 (52-13)
 LSU 100 000 100 - 2 3 2 (47-18)
 WP-Vanderka, Frankie (3-3) LP-Ryan Eades (5-3)
 T-3:08 A-11976
 HR LSU - Mason Katz (13)
 Actual Attendance: 10,620

2012 NCAA Regional

June 1, 2012 at Baton Rouge, La.

UL-Monroe..... 001 000 000 - 1 4 2 (31-29)
 LSU 001 000 30X - 4 6 0 (44-16)
 WP-Aaron Nola (7-4) Save-Chris Cotton(1) LP-Zeigler,
 Randy (5-7) T-2:23 A-10989
 Actual Attendance: 9,902



Anthony Ranaudo recorded 14 strikeouts versus Baylor in the 2009 NCAA Regional.

June 2, 2012 at Baton Rouge, La.

Oregon State ... 001 000 000 - 1 7 2 (39-19)
 LSU 022 001 02X - 7 8 0 (45-16)
 WP-Kevin Gausman (11-1) LP-Child, Dan (6-4)
 T-3:16 A-11535
 Actual Attendance: 10,367
 Paid attendance is an LSU postseason record. Actual attendance is the largest in Alex Box Stadium history.

June 3, 2012 at Baton Rouge, La.

LSU 300 000 101 1 - 6 7 1 (46-16)
 Oregon State ... 110 102 000 0 - 5 10 4 (40-20)
 WP-Chris Cotton (7-0) Save-Nick Goody(11) LP-Davis, Dylan (1-1) T-3:38 A-11036
 HR LSU - Raph Rhymes (4)
 Actual Attendance: 8,978

2010 NCAA Regional

June 4, 2010 at Los Angeles, Calif.

UC Irvine 020 010 222 0 1 - 10 18 1 (37-20)
 LSU 002 140 101 0 2 - 11 17 1 (41-20) WP-Ben Alsop (5-0) LP-Pettis, Eric (9-4) T-4:02 A-1414
 HR UCI - Larson, Francis 2 (7), Fisher, Ryan (4)
 HR LSU - Micah Gibbs (10), Alex Edward (2)

June 5, 2010 at Los Angeles, Calif.

UCLA 011 10 110 1 - 6 11 2 (45-13)
 LSU 000 000 003 - 3 7 0 (41-21)
 WP-Bauer, Trevor (10-3) LP-Anthony Ranaudo (5-3)
 T-3:19 A-2613
 HR UCLA - Espy, Dean (8), Regis, Cody (5), Gelalich, Jeff (1)

June 6, 2010 at Los Angeles, Calif.

LSU 000 001 200 - 3 10 0 (41-22)
 UC Irvine 010 201 00X - 4 7 0 (39-20)
 WP-Brock, Evan (6-4) Save-Hoover, Nick(1) LP-Ben Alsop (5-1) T-3:00 A-1015
 HR LSU - Blake Dean (12)
 HR UCI - Hillman, Drew (3)



J.C. Holt was the 2003 NCAA Regional Most Outstanding Player.

2009 College World Series

June 13, 2009 at Omaha, Neb.

Virginia 00 1 12 0 100 - 5 14 1 (48-14-1)
 LSU 102 030 03X - 9 14 0 (52-16)
 WP-Austin Ross (6-7) LP-Matt Packer (3-5)
 T-3:40 A-24904
 HR VA - Steven Proscia (10), Franco Valdes (6)
 HR LSU - Ryan Schimpf (20), Sean Ochinko (8)

June 15, 2009 at Omaha, Neb.

LSU 310 005 000 - 9 13 0 (53-16)
 Arkansas 100 000 000 - 1 9 2 (40-23)
 WP-Louis Coleman (14-2) LP-Brett Eibner (5-5)
 T-3:24 A-23417
 HR LSU - Blake Dean (16), Mikie Mahtook (7), Austin Nola (3)

June 19, 2009 at Omaha, Neb.


LSU 103 0115 03 - 14 16 0 (54-16)
 Arkansas 000 000 203 - 5 9 2 (41-24)
 WP-Anthony Ranaudo (11-3) LP-Stephen Richards (6-2)
 T-3:14 A-19734
 HR LSU - Ryan Schimpf (21), Blake Dean (17), Jared Mitchell (10), Tyler Hanover (5)
 HR AR - Chase Leavitt (2), Brett Eibner (12)
 Start of game delayed 2 hours and 30 minutes due to rain

June 22, 2009 at Omaha, Neb.

LSU 100 002 102 0 1 - 7 11 0 (55-16)
 Texas 000 302 100 0 0 - 6 9 1 (49-15-1)
 WP-Matty Ott (4-2) LP-Workman, B. (3-4) T-4:09 A-23019
 HR LSU - DJ LeMahieu (5), Ryan Schimpf (22)
 HR TX - Tucker, T. (3), Moldenhauer 2 (3), Keyes, K. (8), Rowe, C. (8)

June 23, 2009 at Omaha, Neb.

Texas 113 000 000 - 5 12 3 (50-15-1)
 LSU 010 000 000 - 1 5 2 (55-17)
 WP-Jungmann, T. (11-3) LP-Austin Ross (6-8)
 T-3:10 A-21871
 HR TX - Moldenhauer (4), Clark, P. (3)



Ryan Theriot was named to the 2000 CWS All-Tournament team.

June 24, 2009 at Omaha, Neb.

LSU 310 005 011 - 11 12 0 (56-17)
 Texas 002 020 000 - 4 9 1 (50-16-1)
 WP-Anthony Ranaudo (12-3) LP-Workman, B. (3-5)
 T-3:42 A-19986
 HR LSU - Sean Ochinko (9), Jared Mitchell (11)
 HR TX - Keyes, K. (9)

2009 NCAA Super Regional

June 5, 2009 at Baton Rouge, La.

Rice 020 110 023 - 9 9 2 (43-17)
 LSU 000 162 03X - 12 12 4 (50-16)
 WP-Anthony Ranaudo (10-3) LP-Taylor Wall (7-6)
 T-3:27 A-9923
 HR RICE - Brock Holt (11), Anthony Rendon (20), Steven Sultzbaugh (8)
 HR LSU - Ryan Schimpf (19)
 Actual attendance: 9,375

June 6, 2009 at Baton Rouge, La.

LSU 100 121 000 - 5 10 1 (51-16)
 Rice 001 101 000 - 3 9 0 (43-18)
 WP-Louis Coleman (13-2) Save-Matty Ott(16) LP-Ryan Berry (7-2) T-3:00 A-10279
 HR LSU - Derek Helenihi (4)
 HR RICE - Brock Holt (12), Diego Seastrunk (7)
 Actual Attendance: 9,651

2009 NCAA Regional

May 29, 2009 at Baton Rouge, La.

Southern 200 000 000 - 2 7 4 (30-16)
 LSU 000 001 72X - 10 14 1 (47-16)
 WP-Paul Bertuccini (2-0) LP-Chase Richard (6-4) T-2:42 A-9874
 HR SU - Victor Franklin (11)
 Actual attendance: 8,641

May 30, 2009 at Baton Rouge, La.

LSU 010 100 001 - 3 9 1 (48-16)
 Baylor 000 001 010 - 2 3 1 (30-25)
 WP-Anthony Ranaudo (9-3) Save-Matty Ott(15) LP-Volz, Kendal (3-7) T-3:17 A-9936
 HR LSU - Jared Mitchell (9)
 HR BU - Glime, Gregg (3)
 Actual Attendance: 9,149

May 31, 2009 at Baton Rouge, La.

LSU 0 4 3 0 0 2 0 1 0 - 10 17 1 (49-16)

Minnesota..... 0 0 0 0 0 0 1 0 2 - 3 7 1 (40-19)

WP-Louis Coleman (12-2) LP-Allen Bechstein (0-1)

T-2:44 A-9759

HR LSU - Ryan Schimpf (18), Blake Dean (15)

HR MINN - Kyle Knudson (4), Nick O'Shea (11)

Actual attendance: 8,820

Minnesota pitcher Tyler Oakes ejected in the bottom of the 6th.

Minnesota pitching coach Todd Oakes ejected in the top of the 8th.

2008 College World Series**June 15, 2008 at Omaha, Neb.**

LSU 1 1 0 0 0 0 2 0 - 4 8 1 (48-18-1)

North Carolina.... 302 1 10 10 X - 8 17 0 (52-12)

WP-Alex White (11-3) Save-Rob Wooten(5) LP-Ryan

Verdugo (9-4) T-2:59 A-22239

HR LSU - Michael Hollander (6), Matt Clark (27)

June 17, 2008 at Omaha, Neb.

Rice..... 0 20 0 11 100 - 5 10 3 (47-15)

LSU..... 0 00 0 00 114 - 6 11 0 (49-18-1)

WP-Louis Coleman (8-0) LP-Cole St.Clair (10-3)

T-3:02 A-19103

HR RICE - Aaron Luna (10)

June 19, 2008 at Omaha, Neb.

North Carolina... 200 0 10 004 - 7 9 2 (53-13)

LSU 0 10 0 02 000 - 3 4 0 (49-19-1)

WP-Alex White (12-3) LP-Louis Coleman (8-1)

T-3:15 A-30422

HR NC - Tim Federowicz (5)

HR LSU - Matt Clark (28)

2008 NCAA Super Regional**June 7, 2008 at Baton Rouge, La.**

UC Irvine..... 2 00 0 1 3 2 3 0 - 11 13 2 (42-16)

LSU 0 10 0 0 10 3 0 - 5 9 1 (46-17-1)

WP-Gorgen, Scott (12-3) LP-Ryan Verdugo (9-3)

T-3:23 A-8023

HR UCI - Bardeen, Brock (5), Madigan, Sean (2)

HR LSU - DJ LeMahieu (6)

Actual attendance: 7,460

June 8, 2008 at Baton Rouge, La.

LSU 0 1 0 10 0 0 2 5 - 9 14 0 (47-17-1)

UC Irvine..... 0 0 1 6 0 0 0 0 - 7 11 0 (42-17)

WP-Louis Coleman (7-0) LP-Pettis, Eric (4-3)

T-3:11 A-8029

HR LSU - Jared Mitchell (6)

HR UCI - Bardeen, Brock (6)

Actual attendance: 6,971

June 9, 2008 at Baton Rouge, La.

UC Irvine..... 0 0 1 0 1 0 2 3 0 - 7 13 2 (42-18)

LSU 6 1 2 0 7 0 3 2 X - 21 24 1 (48-17-1)

WP-Jordan Brown (5-0) LP-Stowell, Bryce (8-3)

T-3:54 A-8348

HR UCI - Deragisch, Eric (1), Bell, Dillon (5)

HR LSU - Blake Dean (20), Micah Gibbs (2), Matt Clark

(26), Buzzy Haydel (1), Johnny Dishon (2), Ryan Schimpf

2 (12)

Actual attendance: 8,173

Largest actual attendance in Alex Box history.



Brad Cresse delivered the game-winning hit in the 2000 CWS title contest versus Stanford.

2008 NCAA Regional**May 30, 2008 at Baton Rouge, La.**

Texas Southern.... 0 0 0 0 0 1 0 0 0 - 1 8 3 (16-33)

LSU 4 0 0 2 1 4 1 0 X - 12 13 1 (44-16-1)

WP-Jordan Brown (4-0) Save-Austin Ross(3)

LP-MORENO, Ehern (2-5)

T-2:59 A-7671

HR TSU - RHONE, Earnest (9)

HR LSU - Blake Dean 2 (18), Matt Clark (23)

Actual attendance: 6,536

May 31, 2008 at Baton Rouge, La.

LSU 0 01 4 1 2 0 4 1 - 13 12 0 (45-16-1)

Southern Mis..... 0 00 1 3 0 0 0 0 - 4 8 4 (41-21)

WP-Ryan Verdugo (9-2) LP-Todd McInnis (6-3)

T-3:10 A-8012

HR LSU - Michael Hollander (5), Blake Dean (19), Sean

Ochinko (4), Matt Clark 2 (25)

Actual attendance: 7,498

June 1, 2008 at Baton Rouge, La.

Southern Miss..... 0 0 0 1 1 0 1 0 1 - 4 11 0 (42-22)

LSU 1 2 0 0 0 6 2 0 X - 11 9 1 (46-16-1)

WP-Paul Bertuccini (2-0) Save-Jared Bradford(5) LP-Brian

Leach (2-4)

T-3:09 A-7870

HR LSU - Leon Landry (5)

Actual attendance: 7,161

2005 NCAA Regional**June 3, 2005 at Baton Rouge, La.**

Marist..... 400 1 0 0 0 0 0 - 5 11 3 (33-20)

LSU 201 0 0 2 6 3 X - 14 19 2 (39-20)

WP-Determann (5-0) LP-Chambers (3-6)

T-3:00 A-6861

HR LSU - Mayer (4), Stavinoha (18), Stewart (3), Liuzza (3)

Actual attendance: 4,990

June 4, 2005 at Baton Rouge, La.

LSU 0 0 0 1 0 0 0 6 0 - 7 12 3 (39-21)

RICE 0 3 0 2 0 0 4 0 X - 9 9 1 (43-17)

WP-Savery (8-4) LP-Smith, G. (10-3)

T-3:07 A-7645

HR LSU - Patterson (20), Gill (7)

Actual attendance: 6,631



LSU is one of only three schools to win six CWS titles.

June 6, 2005 at Baton Rouge, La.

Northwestern La.. 0 1 0 0 0 2 1 0 0 - 4 11 6 (41-20)

LSU 0 1 0 1 0 6 4 0 X - 12 12 1 (40-21)

WP-Mestepey (7-8) Save-Ramirez(1)

LP-Johnston, S (2-2)

T-3:08 A-6742

HR NWLA - DeRosa, Case (2)

Game delayed 1:04 in top of fourth due to rain. Game

suspended until Monday (June 6) in bottom of seventh.

Actual attendance: 3,614.

June 6, 2005 at Baton Rouge, La.

Rice..... 0 20 0 01 101 - 5 13 0 (44-17)

LSU 0 04 0 00 000 - 4 9 0 (40-22)

WP-Pendleton (5-3) LP-Dirks (10-4)

T-3:15 A-6891

HR RICE - Dodson (2), Reagan (1)

Actual attendance: 3,765

Rice advances to the NCAA Super Regional.

2004 College World Series**June 19, 2004 at Omaha, Neb.**

LSU 3 20 0 00 000 - 5 7 0 (46-18)

Miami..... 3 20 0 13 00X - 9 12 2 (50-11)

WP-CARRILLO (12-0) LP-Determann (6-5)

T-2:43 A-26530

HR MIA - RICKS (11), BRAUN (10)

June 21, 2004 at Omaha, Neb.

South Carolina.... 100 0 06 062 - 15 19 1 (51-16)

LSU 0 01 2 00 010 - 4 16 4 (46-19)

WP-Rawl (13-4) LP-Mestepey (7-4)

T-3:15 A-24857

2004 NCAA Super Regional**June 12, 2004 at Baton Rouge, La.**

Texas A&M..... 500 0 02 100 - 8 11 1 (42-21)

LSU 1 30 2 03 02X - 11 17 2 (45-17)

WP-Determann (6-4) Save-Faircloth(4) LP-Ray (2-2)

T-3:39 A-7728

HR TXAM - Pennington (5)

HR LSU - Holt (6), Patterson (14)

June 13, 2004 at Baton Rouge, La.

LSU 000 000 004 - 4 5 2 (46-17)
 Texas A&M..... 000 000 000 - 0 5 1 (42-22)
 WP-Mestepey (7-3) LP-Jackson, Z (10-7)
 T-2:36 A-7717
 HR LSU - Harris, W. (7)
 LSU advances to College World Series.

2004 NCAA Regional

June 4, 2004 at Baton Rouge, La.

Army..... 000 000 000 - 0 7 2 (37-14)
 LSU 000 300 42X - 9 15 0 (42-17)
 WP-Meier (6-2) LP-Hill, N (10-3) T-2:51 A-7601

June 5, 2004 at Baton Rouge, La.

Southern Miss..... 001 010 000 - 2 8 0 (45-18)
 LSU 000 100 41X - 6 8 1 (43-17)
 WP-Bumstead (10-3) LP-DeWitt (10-3)
 T-2:12 A-7638
 HR SMS - Maddox (15)
 HR LSU - Zeringue (12)
 Lightning delay for 15 minutes with one out in bottom of second.

June 6, 2004 at Baton Rouge, La.

LSU 102 320 003 - 11 14 0 (44-17)
 Coll. of Charleston... 001 010 100 - 3 13 1 (47-16)
 WP-Mestepey (6-3) LP-Soale (2-1)
 T-2:47 A-7658
 HR LSU - Gill (5), Naccarata (5)
 LSU advances to the NCAA Super Regional.

2003 College World Series

June 13, 2003 at Omaha, Neb.

Cal St. Fullerton 004 301 000 - 8 9 3 (49-14)
 LSU 010 000 100 - 2 5 1 (45-21-1)
 WP-Windsor (11-2) LP-Bumstead (11-4)
 T-2:56 A-23135
 HR CSF - Costa (5)
 HR LSU - Patterson (16)

June 15, 2003 at Omaha, Neb.

LSU 032 410 000 - 10 12 1 (45-22-1)
 South Carolina... 610 000 13X - 11 12 1 (45-21)
 WP-Campbell, Ma (6-4) LP-Sadler (1-2)
 T-3:00 A-24191
 HR LSU - Harris, C. (16), Stewart (7)
 HR SC - Harris (4), Melillo (12)

2003 NCAA Super Regional

June 6, 2003 at Baton Rouge, La.

Baylor 000 001 030 - 4 10 2 (45-21)
 LSU 000 001 000 - 1 7 0 (43-20-1)
 WP-White (9-4) Save-LaMotta(3) LP-Bumstead (11-3)
 T-2:51 A-7669

June 7, 2003 at Baton Rouge, La.

LSU 310 000 020 - 6 9 1 (44-20-1)
 Baylor 011 100 200 - 5 10 2 (45-22)
 WP-Determann (7-0) LP-LaMotta (7-3)
 T-3:02 A-7655
 HR LSU - Hill (9), Harris, C. (14), Naccarata (6)

June 8, 2003 at Baton Rouge, La.

LSU 040 10(11) 103 - 20 19 0 (45-20-1)
 Baylor 300 000 011 - 5 12 1 (45-23)
 WP-Meier (8-3) LP-McCormick (6-3)
 T-3:20 A-7739
 HR LSU - Harris, C. (15), Patterson (15), Zeringue (13)
 HR BU - Durbin (18), Saccomanno (9)



LSU defeated Alabama, 13-6, to win the 1997 NCAA title.

2003 NCAA Regional

May 30, 2003 at Baton Rouge, La.

Northeastern... 000 100 304 - 8 13 1 (27-23)
 LSU 100 405 01X - 11 15 0 (41-19-1)
 WP-Tompkins (3-5) LP-Hedrick (7-2) T-3:02 A-7591
 HR NE - Emanuele (4)
 HR LSU - Holt 2 (5), Harris, C. (12)

May 31, 2003 at Baton Rouge, La.

LSU 021 000 505 - 13 18 1 (42-19-1)
 Tulane 011 000 201 - 5 11 2 (44-18)
 WP-Bumstead (11-2) LP-Crowel (8-1)
 T-2:59 A-7642
 HR LSU - Harris, C. (13), Gill (5), Naccarata (5)
 HR TU - Kaplan (11), Swackhamer (10), Southard (4)

June 1, 2003 at Baton Rouge, La.

UNC Wilmington..... 014 020 000 10 - 8 8 4 (40-23)
 LSU 200 311 000 11 - 9 15 1 (43-19-1)
 WP-Determann (6-0) LP-Hill (7-2) T-3:31 A-7567
 HR NCW - Wright 2 (11), Sutton (12), Simmerman (9)
 HR LSU - Patterson (14), Zeringue (12)

2002 NCAA Super Regional

June 7, 2002 at Houston, Texas

LSU 000 000 000 - 0 3 2 (44-21)
 Rice 006 000 00X - 6 9 0 (51-12)
 WP-Herce (13-2) LP-Mestepey (11-5)
 T-2:02 A-4615
 Game delayed at 7:38, restarted at 7:57 after 19-minute rain delay.

June 8, 2002 at Houston, Texas

Rice 002 000 010 - 3 11 1 (52-12)
 LSU 000 000 000 - 0 5 0 (44-22)
 WP-Crowder (10-2) LP-Wilson (10-5)
 T-2:24 A-4615
 HR RICE - Arnold (8)

2002 NCAA Regional

May 31, 2002 at Baton Rouge, La.

Southern 000 022 000 - 4 13 1 (45-9)
 LSU 111 000 101 - 5 15 0 (41-19)
 WP-Tompkins (6-1) LP-Day (0-1)
 T-2:53 A-7407
 HR LSU - Pontiff (6), Heath (8)

June 1, 2002 at Baton Rouge, La.

UL-Lafayette..... 000 101 111 - 5 9 0 (39-21)
 LSU 000 000 000 - 0 7 2 (41-20)
 WP-Gros (11-4) LP-Mestepey (11-4)
 T-2:18 A-7503
 HR ULL - Bourque (5), Sneed (9)

June 1, 2002 at Baton Rouge, La.

LSU 011 200 000 - 4 11 1 (42-20)
 Tulane 010 010 000 - 2 7 0 (36-27)
 WP-Pettit (9-7) LP-Kline (4-5)
 T-2:31 A-7248
 HR LSU - Hill, A. (8), Raymer (4)
 HR TU - Manzella (3)

June 2, 2002 at Baton Rouge, La.

LSU 300 011 205 - 12 13 0 (43-20)
 UL-Lafayette..... 001 000 001 - 2 9 0 (39-22)
 WP-Tompkins (7-1) LP-Coles (5-2)
 T-3:08 A-7500
 HR LSU - Hill, A. (8), Barker (8), Heath (9), Welch (1)
 HR ULL - Carboni (3)
 Bair and UL-Lafayette coach Tony Robichaux ejected in ninth when Bair threw at Heath ... Hill ejected in ninth for flinging bat into UL-Lafayette dugout.

June 2, 2002 at Baton Rouge, La.

UL-Lafayette..... 000 101 000 - 2 8 2 (39-23)
 LSU 100 412 22X - 12 17 1 (44-20)
 WP-Wilson (10-4) LP-Ardoin (2-3)
 T-2:43 A-7578
 HR LSU - Heath (10)

2001 NCAA Super Regional**June 1, 2001 at Metairie, La.**

LSU 200 000 100 000 1 - 4 13 1 (44-20-1)
 Tulane..... 000 003 000 000 0 - 3 14 1 (53-11)
 WP-Wilson (3-2) LP-Melius (10-2)
 T-4:30 A-11719
 HR LSU - Fontenot (14)

June 2, 2001 at Metairie, La.

Tulane 400 002 102 - 9 14 1 (54-11)
 LSU 000 000 400 - 4 8 2 (44-21-1)
 WP-Bourgeois (3-1) Save-Charron(2)
 LP-Scobie (4-3) T-3:28 A-11679
 HR TU - Kaplan (5), Cannizaro (3)
 HR LSU - Raymer (4)

June 3, 2001 at Metairie, La.

LSU 000 010 000 - 1 7 1 (44-22-1)
 Tulane 100 600 00X - 7 12 0 (55-11)
 WP-Richardson (7-2) LP-Nugent (7-3)
 T-3:07 A-11870

2001 NCAA Regional**May 25, 2001 at Baton Rouge, La.**

Minnesota 004 022 001 - 9 18 4 (39-20)
 LSU 141 010 30X - 10 11 2 (41-19-1)
 WP-Guidry (1-3) Save-Wilson(2) LP-Moen (2-1)
 T-3:34 A-7606
 HR MN - Welch (6)
 HR LSU - Zinsman (13)

May 26, 2001 at Baton Rouge, La.

Va. Commonwealth..... 000 050 310 - 9 11 2 (39-18)
 LSU 253 001 02X - 13 12 4 (42-19-1)
 WP-Corcoran (8-4) LP-Marshall, S. (9-4)
 T-3:48 A-7613
 HR LSU - Fontenot (13), Moore (7)

May 27, 2001 at Baton Rouge, La.

LSU 100 402 000 - 7 9 0 (42-20-1)
 Va. Commonwealth... 205 001 02X - 10 13 1 (41-18)
 WP-Martin (7-2) Save-Baumann(5) LP-Scobie (4-2) T-3:07
 A-7819
 HR LSU - Zinsman (14), Wright (5)
 HR VC - Arteaga 2 (9), Lopaze (3), Gillespie (2), Jones (1)

May 27, 2001 at Baton Rouge, La.

LSU 040 600 013 - 14 14 2 (43-20-1)
 Va. Commonwealth.... 001 300 401 - 9 10 4 (41-19)
 WP-Mestepey (11-3) Save-Wilson(3)
 LP-Lopaze (0-1)
 T-3:25 A-7566
 HR LSU - Linden 2 (20), Zinsman 2 (16)
 HR VC - Gillespie (3)

2000 College World Series**June 10, 2000 at Omaha, Neb.**

Texas..... 010 011 020 - 5 9 1 (46-20)
 LSU 410 016 10X - 13 14 1 (49-17)
 WP-Tallet (15-3) LP-Hale (12-6)
 T-3:03 A-23975
 HR TX - Anderson
 HR LSU - Fontenot, Barbier 2

June 12, 2000 at Omaha, Neb.

LSU 000 003 250 - 10 9 0 (50-17)
 S. Cali 000 210 100 - 4 7 4 (44-19)
 WP-Hodges (4-2) LP-Prior (10-7)
 T-3:09 A-16000
 HR LSU - Hawpe 2
 HR USC - Craig, Concepcion

June 15, 2000 at Omaha, Neb.

Florida State..... 000 001 020 - 3 9 0 (53-19)
 LSU 100 110 03X - 6 9 1 (51-17)
 WP-Guidry (1-2) Save-Hodges(2)
 LP-Varnes (11-4)
 T-3:09 A-19209
 HR LSU - Hawpe, Wright

June 17, 2000 at Omaha, Neb.

Stanford 000 401 000 - 5 13 0 (51-15)
 LSU 020 000 031 - 6 8 0 (52-17)
 WP-Hodges (5-2) LP-Wayne (15-4)
 T-3:42 A-24282
 HR STAN - Thompson (12)
 HR LSU - Barbier (9), Witten (7)

2000 NCAA Super Regional**June 2, 2000 at Baton Rouge, La.**

UCLA..... 000 000 200 - 2 2 2 (38-25)
 LSU 102 030 20X - 8 6 0 (47-17)
 WP-Tallet (14-3) LP-Henkel (6-4)
 T-3:14 A-7624
 HR UCLA - Johnson (23)
 HR LSU - Cresse (30)
 Actual crowd of 7,467 sets Alex Box Stadium record

June 3, 2000 at Baton Rouge, La.

LSU 202 601 012 - 14 15 1 (48-17)
 UCLA..... 000 500 210 - 8 10 4 (38-26)
 WP-Brian (6-2) Save-Guidry(7) LP-Karp (10-2) T-4:00
 A-7667
 HR UCLA - Utley (22), Shelley (7)

2000 NCAA Regional**May 26, 2000 at Baton Rouge, La.**

Jackson State.. 000 100 000 - 1 8 4 (26-29)
 LSU 224 431 12X - 19 21 0 (44-17)
 WP-Saxon (5-0) LP-Lane (2-6)
 T-2:56 A-7230
 HR JS - Nelson (13)
 HR LSU - Cresse (26), Fontenot (16), Pontiff 2 (7),
 Witten (6)
 Fontenot sets LSU freshman record for home runs,
 formerly held by Barbier.

May 27, 2000 at Baton Rouge, La.

LSU 20(14) 410 000 - 21 19 1 (45-17)
 UL-Monroe..... 000 000 000 - 0 7 0 (40-21)
 WP-Tallet (13-3) Save-Brian(2) LP-Wombacher (7-4)
 T-2:56 A-7461
 HR LSU - Cresse 3 (29)

May 28, 2000 at Baton Rouge, La.

LSU 000 003 101 - 5 9 1 (46-17)
 UL-Monroe..... 000 003 000 - 3 9 0 (41-22)
 WP-Youman (3-0) Save-Guidry(6)
 LP-Durham (7-3)
 T-2:44 A-7391
 HR LSU - Hawpe 2 (9)
 LSU outscores opponents 45-4 in regional play.



LSU has won 18 regionals and six super regionals in Alex Box Stadium.

1999 NCAA Super Regional**June 4, 1999 at Tuscaloosa, Ala.**

LSU 014 010 000 - 6 7 3 (41-23-1)
 Alabama..... 730 000 30X - 13 17 1 (50-14)
 WP-Torres (10-2) LP-Bowe (9-4)
 T-3:04 A-4107
 HR LS - Leaumont (18), Hawpe (12)
 HR UA - Smallwood (6), Brown (14), Gullledge (11)

June 5, 1999 at Tuscaloosa, Ala.

Alabama..... 121 200 214 - 13 21 1 (51-14)
 LSU 000 001 022 - 5 11 1 (41-24-1)
 WP-Smith (3-2) LP-Ainsworth (13-6)
 T-3:17 A-4107
 HR UA - Boyd (7), Phillips (22)
 HR LSU - Cresse (10)

1999 NCAA Regional**May 28, 1999 at Baton Rouge, La.**

NE Louisiana 210 000 001 - 4 4 2 (36-21)
 LSU 003 015 20X - 11 12 1 (38-21-1)
 WP-Ainsworth (12-5) LP-Sheets (14-1)
 T-2:59 A-7513
 HR NLU - Shelley (12)
 HR LSU - Barbier (13), McClure (16), Witten (7)

May 29, 1999 at Baton Rouge, La.

LSU 301 031 002 - 10 11 1 (38-22-1)
 E. Carolina..... 010 332 002 - 11 15 2 (46-14)
 WP-Fulcher (4-1) LP-Gomez (4-3)
 T-2:53 A-7468
 HR LSU - Leaumont (15), Hawpe (10)
 HR EC - Delfino (12), Williamson (15)

May 29, 1999 at Baton Rouge, La.

LSU 000 202 200 - 6 7 1 (39-22-1)
 Southern 011 100 000 - 3 4 4 (29-16)
 WP-Saxon (2-0) LP-Ashford (5-5)
 T-2:16 A-6941
 HR LSU - Leaumont (16), Hawpe (11)
 HR SU - Blackburn (9), Primus (10)



LSU's regional championships are celebrated with a victory lap around Alex Box Stadium.

May 30, 1999 at Baton Rouge, La.

E. Carolina..... 215 101 000 - 10 18 0 (46-15)
 LSU 020 205 03X - 12 13 1 (40-22-1)
 WP-Grace (5-2) LP-Fulcher (4-2)
 T-3:04 A-7132
 HR EC - Molinari (4)
 HR LSU - McClure (17), Leamont (17), Witten (8)

May 31, 1999 at Baton Rouge, La.

E. Carolina..... 000 000 000 - 0 5 0 (46-16)
 LSU 230 110 02X - 9 7 0 (41-22-1)
 WP-Ainsworth (13-5) LP-Mandryk (2-1)
 T-2:44 A-7462
 HR LSU - McClure (18)

1998 College World Series

May 30, 1998 at Omaha, Neb.

LSU 000 113 520 - 12 14 2 (47-17)
 S. California..... 102 205 000 - 10 12 2 (44-17)
 WP-Thompson (12-4) LP-Lane (8-2)
 T-3:30 A-19470
 HR LSU - Higgins (14), McClure (27), Furniss (28), Cresse 2 (28), Earnhart (11), Davis (9), Harris (8)
 HR USC - Gorr (14), Freitas (14)
 LSU sets a school and CWS record for home runs in a game with eight ...LSU also ties a CWS single-game record with 39 total bases.

June 1, 1998 at Omaha, Neb.

Miss. State..... 002 031 101 - 8 14 0 (42-22)
 LSU 040 220 02X - 10 11 1 (48-17)
 WP-Keisler (9-5) Save-Thompson(1)
 LP-Jackson (10-3) T-3:05 A-20738
 HR MSU - Lee (19)
 HR LSU - Higgins (15), Cresse (29), Earnhart (12), Davis (10), Barbier (9), Harris (9)

June 4, 1998 at Omaha, Neb.

LSU 101 000 101 - 4 7 1 (48-18)
 S. California..... 010 001 21X - 5 11 1 (47-17)
 WP-Etherton (13-3) Save-Krawczyk(22)
 LP-Esteves (9-3) T-3:16 A-17460
 HR LSU - Dalton (3), Harris (10)
 HR USC - Munson (16), Ensberg (20)

June 5, 1998 at Omaha, Neb.

S. California..... 000 031 210 - 7 11 0 (48-17)
 LSU 000 000 030 - 3 8 1 (48-19)
 WP-Penney (8-4) LP-Thompson (12-5)
 T-2:38 A-13000
 HR USC - Ensberg (21), Lane 2 (13)
 HR LSU - Leamont (10)

1998 NCAA South II Regional

May 21, 1998 at Baton Rouge, La.

Nicholls St 000 000 103 - 4 9 2 (28-33)
 LSU 430 290 00X - 18 19 2 (43-17)
 WP-Thompson (10-4) LP-Arcement (10-4)
 T-2:42 A-6750
 HR NSU - Perret (6), Jobert (6)
 HR LSU - Higgins (11), McClure (25), Furniss (26), Earnhart (8), Davis(6)
 Furniss sets the SEC career hits record (342), formerly held by Auburn's Jay Waggoner.

May 22, 1998 at Baton Rouge, La.

LSU 003 206 400 - 15 19 3 (44-17)
 SW Louisiana... 110 201 001 - 6 12 2 (39-22)
 WP-Demouy (5-2) LP-Cuellar (8-4)
 T-3:18 A-6702
 HR LSU - Higgins (12), McClure (26), Furniss (27), Cresse (23), Harris(6)
 HR USL - Feehan (4)

May 23, 1998 at Baton Rouge, La.

Cal St.-Fullerton... 520 020 020 - 11 15 3 (46-16)
 LSU 030 402 04X - 13 17 3 (45-17)
 WP-Bowe (6-3) LP-Johnson, A. (1-4) T-3:36 A-6918
 HR CSF - Bacani (3), Fukuhara (10), Rowand (15), Chatham (7)
 HR LSU - Cresse (24), Earnhart (9), Barbier (8), Davis (7)

May 24, 1998 at Baton Rouge, La.

LSU 001 (10)30 000 - 14 12 3 (46-17)
 Cal St.-Fullerton... 002 000 001 - 3 11 0 (47-17)
 WP-Thompson (11-4) LP-Jacobs (4-4)
 T-3:15 A-6904
 HR LSU - Higgins (13), Cresse 2 (26), Earnhart (10), Davis (8), Harris(7)

1997 College World Series

May 30, 1997 at Omaha, Neb.

Rice..... 010 002 010 - 4 8 1 (47-15)
 LSU 010 100 03X - 5 9 1 (54-13)
 WP-Demouy (6-1) LP-Anderson (10-2)
 T-2:31 A-20551
 HR LSU - Larson (38)

June 1, 1997 at Omaha, Neb.

LSU 300 220 210 - 10 12 1 (55-13)
 Stanford..... 000 020 030 - 5 7 0 (44-19)
 WP-Coogan (14-3) LP-Peterson (11-3)
 T-2:42 A-23867
 HR LSU - Larson 2, Furniss, Davis, Earnhart

June 4, 1997 at Omaha, Neb.

Stanford..... 000 040 302 - 9 16 1 (45-20)
 LSU 024 140 02X - 13 9 1 (56-13)
 WP-Berthelot (7-3) Save-Coogan(3)
 LP-Hutchinson (8-4)
 T-3:18 A-22218
 HR STAN - Hochgesang
 HR LSU - Koerner 2

June 7, 1997 at Omaha, Neb.

Alabama..... 002 200 020 - 6 11 3 (56-14)
 LSU 630 002 11X - 13 15 1 (57-13)
 WP-Thompson (12-3) LP-Daniel (5-1)
 T-3:15 A-24401
 HR UA - Caruso
 HR LSU - Higgins, Bernhardt

1997 NCAA South I Regional

May 22, 1997 at Baton Rouge, La.

UNC-Greensboro.. 000 000 000 - 0 5 2 (44-16)
 LSU 022 261 10X - 14 17 0 (49-12)
 WP-Coogan (12-3) LP-Surridge (6-6)
 T-2:35 A-6654
 HR LSU - Koerner (18), Earnhart (5)
 LSU's first post-season shutout since 8-0 win over Wichita State in '93 CWS final.



Skip Bertman led LSU to five NCAA titles in 10 seasons (1991-2000).

May 23, 1997 at Baton Rouge, La.

Oklahoma.....100 200 000 - 3 6 0 (39-20)

LSU800 311 01X - 14 13 1 (50-12)

WP-Thompson (10-3) Save-Guillory(1)

LP-Smith (3-1) T-2:52 A-6573

HR OU - Elsey (8)

HR LSU - Higgins (8), Larson 2 (34), Bernhardt 2 (15)

LSU now has 165 homers, breaking the NCAA single-season mark held by BYU with 161 in 1988...Larson has 105 RBI, breaking Eddy Furniss' single-season SEC record of 103 set in 1996.

May 24, 1997 at Baton Rouge, La.

LSU002 002 001 - 5 8 2 (51-13)

S. Alabama.....330 002 12X - 11 16 0 (43-17)

WP-Rayborn (2-1) Save-Nakamura(2)

LP-Shipp (4-1) T-3:03 A-6726

HR LSU - Barbier (15), McClure (11)

HR SA - Choron (20)

May 25, 1997 at Baton Rouge, La.

LSU111 000 310 07 - 14 15 1 (51-13)

Long Beach St. 001 020 400 00 - 7 10 5 (39-26)

WP-Coogan (13-3) LP-Petrosian (4-3)

T-4:55 A-6687

HR LSU - Furniss (16), McClure (12), Bernhardt (16)

HR LB - Martin (9)

May 26, 1997 at Baton Rouge, La.

S. Alabama.....100 300 000 - 4 6 0 (43-18)

LSU503 300 03X - 14 10 0 (52-13)

WP-Thompson (11-3) LP-Norton (9-6) T-2:21

HR SA - Choron (21), Smith (5)

HR LSU - Higgins (9), Larson (35), Koerner (19), Davis (15)

May 26, 1997 at Baton Rouge, La.

LSU000(11)30 010 - 15 19 0 (53-13)

S. Alabama.....010 1 02 000 - 4 10 1 (43-19)

WP-Painich (9-2) Save-Daugherty(1)

LP-Sparks (11-1) T-2:55 A-7041

HR LSU - Higgins (10), Larson 2 (37), Koerner (20)

HR SA - Jackson (9), Stacy (15), Salvaggio (5)



Russ Johnson helped lead LSU to the 1993 CWS title.

1996 College World Series

June 1, 1996 at Omaha, Neb.

LSU15 1 020 000 - 9 11 4

Wichita St.....001 021 121 - 8 12 1

WP-Yarnall (12-1) Save-Shipp (1) LP-Baird (7-6) T-3:54

A-22154

HR LSU - Williams (6), Lanier (5)

HR WS - Blake (22), Sorensen (4)

June 3, 1996 at Omaha, Neb.

Florida120 000 010 - 4 9 1

LSU020 200 32x - 9 11 5

WP-Laxton (8-2) Save-Shipp (2) LP-Rodriguez (4-1) T-3:38

A-13000

HR LSU - Koerner (12), Cooley (14), Bowles (22)HR UF - D.

Eckstein (9)

June 6, 1996 at Omaha, Neb.

Florida000 010 000 - 1 7 3

LSU010 001 00x - 2 5 1

WP-Yarnall (11) Save-Esteves (2) LP-Kaufman (11-5) T-3:06

A-17212

June 8, 1996 at Omaha, Neb.

Miami.....200 032 001 - 8 14 2

LSU003 000 222 - 9 15 2

WP-Coogan (6-0) LP-Morrison (4-2)

T-3:19 A-23905

HR LSU - Morris (1)

1996 NCAA South II Regional

May 23, 1996 at Baton Rouge, La.

Austin Peay000 100 002 - 3 8 3

LSU401 000 22x - 9 8 1

WP-Yarnall (9-1) LP-C-Smith (10-6)

T-2:53 A-6231

May 24, 1996 at Baton Rouge, La.

LSU000 131 200 - 7 12 2

Nevada-Las Vegas.....051 000 000 - 6 10 1

WP-Painich (3-0) Save-Demouy (2) LP-Bauder (8-4)

T-3:22 A-5070

HR LSU - Furniss (26)



Chris Moock and the Tigers captured LSU's first College World Series title in 1991.

May 25, 1996 at Baton Rouge, La.

LSU114 520 400 - 17 18 1

New Orleans.....000 000 202 - 4 9 3

WP-Shipp (5-4) LP-Kottmeyer (3-2)

T-2:56 A-5572

HR LSU - Koerner (11), Dunn 2 (20), Cooley (13), Moore (5)

HR UNO - DiSalvo (7)

May 26, 1996 at Baton Rouge, La.

Georgia Tech.....000 016 0 51 - 13 16 1

LSU702 100 (18)1 x - 29 23 1

WP-Laxton (7-2) LP-Elder (9-5)

T-3:40 A-6539

HR LSU- Dunn (21), Moore (6), Lanier (4)

1995 NCAA South Regional

May 25, 1995 at Baton Rouge, La.

Central Michigan.....300 000 000 - 3 7 1

LSU013 000 10x - 5 8 1

WP-Schultz (11-4) LP-Gardner (4-3)

T-2:35 A-6178

May 26, 1995 at Baton Rouge, La.

LSU220 000 030 - 7 9 2

Rice010 206 33x - 15 13 1

WP-Shaddix (2-0) LP-Laxton (4-4)

T-3:49 A-6292

HR RU - Landry (11), Venghaus (3), Berkman (6), Quinn (17)

May 27, 1995 at Baton Rouge, La.

LSU050 400 010 - 10 14 1

Central Michigan.....001 000 103 - 5 12 3

WP-Yarnall (5-0) LP-Van Damme (4-5)

T-2:40 A-4483

HR LSU - Koerner (6), Dunn (14)

May 27, 1995 at Baton Rouge, La.

Rice202 601 500 - 16 19 2

LSU002 023 200 - 9 12 5

WP-Quinn (6-3) Save-Taylor (1)

LP-Berthelot (2-1) T-3:29 A-5129

HR LSU - Dunn (15)

HR RU - Landry 2 (14), Quinn (18)



Catcher Mike Bianco launched a home run in LSU's 1989 CWS win over Miami.



The 1987 Tigers became the first SEC team to make back-to-back CWS trips.

1994 College World Series

June 3, 1994 at Omaha, Neb.

Florida State..... 000 006 000 - 6 8 2
 LSU 000 200 100 - 3 7 1
 WP-Wilson (13-5) LP-Schultz (12-2)
 T-2:22 A-17097
 HR LSU - Walker (18)

June 5, 1994 at Omaha, Neb.

LSU 0 01 400 001 - 6 11 3
 Cal State Fullerton... (11) 21 500 10x - 20 15 1
 WP-Ricabal (11-1) LP-Laxton (4-5)
 T-3:13 A-20682
 HR CSF - Ferguson (12), Giambi (1)

1994 NCAA South Regional

May 26, 1994 at Baton Rouge, La.

SE Louisiana..... 100 001 103 - 6 12 3
 LSU 001 010 17x - 10 11 2
 WP-Schultz (12-1) LP-Laiche (11-3)
 T-2:35 A-6707
 HR LSU - Huffman (3), Lanier (8), Walker (13)
 HR SLU - Ferrand (5), Langlois (6), Millican (16)

May 27, 1994 at Baton Rouge, La.

LSU 101 103 000 - 6 9 1
 Fresno State..... 002 000 000 - 2 5 2
 WP-Tyson (9-3) LP-Fernandez (11-5)
 T-2:04 A-5846
 HR LS - Huffman (3), Lanier (8), Walker (13)
 HR SLU - Ferrand (5), Langlois (6), Millican (16)

May 28, 1994 at Baton Rouge, La.

LSU 000 210 030 - 6 8 0
 S. California..... 000 000 020 - 2 6 3
 WP-Laxton (4-4) LP-Nieto (5-9)
 T-2:56 A-6275
 HR LS - Cooley (9), Wilson (8)
 HR USC - Hastings (6), Jenkins (13)

May 29, 1994 at Baton Rouge, La.

S. California..... 101 402 020 - 10 14 3
 LSU 304 100 40x - 12 17 2
 WP-Antonini (5-2) Save-Schultz (1)
 LP-Casillas (0-1) T-3:48 A-6856
 HR LS - Cooley 2 (11), Huffman (4), Walker 2 (17)
 HR USC - Boone (6), Jenkins (15), Jones 3 (6)

1993 College World Series

June 4, 1993 at Omaha, Neb.

LSU 000 000 322 - 7 8 1
 Long Beach State..... 000 001 000 - 1 3 1
 WP-Sirotko (11-5) LP-Choi (16-2)
 T-2:40 A-16963
 HR LS - Greely 2 (5), Johnson (8)

June 6, 1993 at Omaha, Neb.

Texas A&M..... 000 251 000 - 8 13 5
 LSU 000 240 16x - 13 10 2
 WP-Schultz (7-3) LP-Clemons (6-2)
 T-3:43 A-18316
 HR LS - Walker (20)

June 9, 1993 at Omaha, Neb.

LSU 020 006 000 - 8 10 1
 Long Beach State..... 110 030 14x - 10 14 2
 WP-Gonzalez (4-2) LP-Sirotko (11-6)
 T-3:28 A-13727 HR LBS - Liefer (12), Davis (5), Curtis (12)

June 11, 1993 at Omaha, Neb.

Long Beach State..... 201 000 002 - 5 9 1
 LSU 010 001 103 - 6 14 5
 WP-Sirotko (12-6) LP-Gonzalez (4-3)
 T-3:12 A-12388
 HR LS - Walker (21)
 HR LBS - Davis (6)

June 12, 1993 at Omaha, Neb.

Wichita State... 000 000 000 - 0 3 0
 LSU 232 000 01x - 8 10 2
 WP-Laxton (12-1) LP-Wyckoff (5-3)
 T-2:52 A-20268
 HR LS - Walker (22)

1993 NCAA South Regional

May 27, 1993 at Baton Rouge, La.

Western Carolina..... 000 200 000 - 2 7 2
 LSU 202 000 21x - 7 8 0
 WP-Siroka (9-5) LP-Grundy (4-7)
 T-2:30 A-6021
 HR LS - Rios (9)
 HR WCU - Doherty (5)

May 28, 1993 at Baton Rouge, La.

Kent State 050 100 090 - 15 19 2
 LSU 401 213 010 - 12 15 2
 WP-Nartker (9-0) LP-Rutledge (4-2)
 T-3:17 A-4672
 HR LS - Walker (17), Greely 2 (3)
 HR KS - Middleton (2), Fails (2)

May 29, 1993 at Baton Rouge, La.

LSU 411 202 300 - 13 14 4
 Baylor 000 200 022 - 6 6 3
 WP-Laxton (11-1) LP-Rathbun (7-5)
 T-3:29 A-4923
 HR LS - Berrios (15), Walker (18)

May 29, 1993 at Baton Rouge, La.

LSU 032 300 210 - 11 9 0
 S. Alabama..... 000 300 100 - 4 12 3
 WP-Chamberlain (6-3) LP-Jaye (1-2)
 T-3:13 A-6115
 HR LS - Berrios 2 (17), Neal 2 (5)

May 30, 1993 at Baton Rouge, La.

S. Alabama..... 200 110 000 - 4 9 1
 LSU 300 000 42x - 9 10 5
 WP-Sirotko (10-5) LP-Ybarra (8-5)
 T-2:15 A-6223
 HR LS - Walker (19)

1992 NCAA South I Regional

May 21, 1992 at Baton Rouge, La.

Providence..... 000 001 000 - 1 3 2
 LSU 410 120 00x - 8 13 2
 WP-Peever (14-0) LP-Mangiafico (5-3)
 T-2:40 A-5814
 HR LS - Sheets (7), Walker (12), Mooch (7)



Skip Bertman (center) and his 1984 coaching staff laid the groundwork for the Tigers' postseason success.

May 22, 1992 at Baton Rouge, La.

LSU 000 000 000 - 0 5 2
 Ohio State..... 021 200 00x - 5 6 1
 WP-Klingenbeck (7-7) LP-Schultz (8-3)
 T-2:15 A-4703
 HR OS - Khoury (3)

May 23, 1992 at Baton Rouge, La.

Tulane 110 000 001 - 3 9 3
 LSU 401 000 02x - 7 4 1
 WP-Rantz (7-2) Save-Hunt (1) LP-Ibieta (3-4)
 T-2:46 A-5128
 HR LS - Moock (8)

May 23, 1992 at Baton Rouge, La.

LSU 000 000 000 - 0 4 6
 Cal State Fullerton..... 012 104 03x - 11 11 1
 WP-Parisi (4-1) Save-Chavez (3) LP-Chamberlain (8-2)
 T-2:36 A-5972

1991 College World Series

May 31, 1991 at Omaha, Neb.

Florida 000 100 000 - 1 8 1
 LSU 100 210 40x - 8 11 0
 WP-Ogea (13-5) LP-Burke (8-5)
 T-2:59 A-12403
 HR LS - Mouton 2 (12), Garrity (2)

June 2, 1991 at Omaha, Neb.

LSU 030 413 004 - 15 15 1
 Fresno State..... 020 000 001 - 4 7 5
 WP-Sirotko (11-0) LP-Saitz (8-6)
 T-2:55 A-16329
 HR LS - Hymel 2 (23)
 HR FS - Falco (11)

June 5, 1991 at Omaha, Neb.

LSU 300 553 003 - 19 14 0
 Florida 200 020 310 - 8 13 3
 WP-Byrd (8-3) LP-Corbitt (2-1)
 T-3:35 A-13613
 HR LS - Hymel 2(25), Mouton (13)
 HR UF - Linares 2(14)

June 8, 1991 at Omaha, Neb.

LSU 220 200 000 - 6 8 0
 Wichita State... 100 100 010 - 3 5 1
 WP-Ogea (14-5) Save-Greene (14)
 LP-Green (11-2) T-2:54 A-16612
 HR LS - Rios (4)
 HR WS - Tilma (6)

1991 NCAA South Regional

May 24, 1991 at Baton Rouge, La.

Northwestern State... 000 001 001 - 2 7 6
 LSU 150 032 02x - 13 17 0
 WP-Ogea (11-5) LP-Benson (6-3)
 T-2:55 A-5388
 HR LS - Hymel (20)
 HR NSU - Hartsburg (3)

May 26, 1991 at Baton Rouge, La.

LSU 001 201 000 - 4 6 1
 Oklahoma 000 200 001 - 3 6 2
 WP-Byrd (7-3) Save-Greene (12) LP-Ruebel (7-6) T-2:30
 A-5438
 HR OU - Neff (24)

May 27, 1991 at Baton Rouge, La.

Texas A&M 000 000 010 - 1 8 2
 LSU 011 004 10x - 7 9 1
 WP-Sirotko (10-0) LP-Wunsch (4-6)
 T-2:48 A-5493
 HR LS - Cordani (11), Hymel (21)

May 28, 1991 at Baton Rouge, La.

LSU 100 410 200 - 8 13 1
 SW Louisiana ... 200 011 001 - 5 11 0
 WP-Ogea (12-5) Save-Greene (13)
 LP-Walter (4-8) T-3:11 A-5307
 HR USL - Ramos (8), Grossie (6)

1990 College World Series

June 2, 1990 at Omaha, Neb.

The Citadel 101 000 000 - 2 12 1
 LSU 023 120 00x - 8 14 1
 WP-Byrd (17-5) LP-Britt (10-2)
 T-2:26 A-7000
 HR LS - Clark (11)
 HR CIT - Jenkins (16)

June 4, 1990 at Omaha, Neb.

LSU 000 100 000 - 1 2 2
 Oklahoma State.... 022 000 30x - 7 9 0
 WP-Gore (5-2) LP-Ogea (14-2)
 T-3:08 A-15802
 HR LS - Mouton (10)
 HR OS - Daniel (22)

June 5, 1990 at Omaha, Neb.

LSU 000 030 030 - 6 10 1
 The Citadel 000 000 10x - 1 8 3
 WP-O'Donoghue (12-3) LP-Baker (8-3)
 T-2:28 A-14614
 HR LS - Clark (12)

June 2, 1990 at Omaha, Neb.

Oklahoma State.... 020 006 303 - 14 19 1
 LSU 210 000 000 - 3 5 3
 WP-Tipton (10-1) LP-Byrd (17-6)
 T-3:18 A-16094
 HR OS - Daniel (23)

1990 NCAA South I Regional

May 24, 1990 at Baton Rouge, La.

Southwestern La..... 000 000 000 - 0 3 0
 LSU 030 202 01x - 8 11 1
 WP-Ogea (13-1) LP-McDonald (8-2)
 T-2:50 A-5642
 HR LS - Clark (9)

May 25, 1990 at Baton Rouge, La.

LSU 030 213 101 - 11 13 2
 Georgia Tech.... 001 110 011 - 5 13 1
 WP-Byrd (16-5) LP-Creek (11-4)
 T-3:43 A-3660
 HR GT - Bragg (10)

May 26, 1990 at Baton Rouge, La.

S. California 004 000 001 - 5 11 1
 LSU 010 210 000 - 4 9 2
 WP-Nickell (7-3) LP-O'Donoghue (11-3)
 T-2:57 A-4724
 HR USC - Boone (10)



The 1986 Tigers earned LSU's first College World Series berth.



Jeff Yurtin homered in LSU's 1986 South I Regional win over Tulane.

May 26, 1990 at Baton Rouge, La.

LSU 031 001 010 - 6 8 3
Houston..... 100 003 000 - 4 9 3
WP-LaRosa (6-2) Save-Greene (7)
LP-Eshelman (5-4) T-3:15 A-3512
HR LS - Clark (10), Mouton (8)

May 27, 1990 at Baton Rouge, La.

LSU 001 000 400 - 5 8 1
S. California..... 000 010 201 - 4 10 3
WP-Ogea (14-1) Save-Sirotko (1)
LP-Powers (11-3) T-2:57 A-4639
HR LS - Grisham (11)
HR USC - Boone (11), Cirillo (6)

May 28, 1990 at Baton Rouge, La.

S. California..... 300 000 300 - 6 11 0
LSU 010 031 20x - 7 10 0
WP-LaRosa (7-2) LP-Nickell (7-4)
T-2:57 A-5809
HR LS - Cordani (9), Mouton (9)
HR USC - Boone (12)

1989 College World Series

June 3, 1989 at Omaha, Neb.

LSU 000 020 000 - 2 5 1
Miami (Fla.)..... 202 000 10x - 5 9 1
WP-Grahe (15-4) LP-McDonald (14-3)
T-2:29 A-17407
HR UM - Vespe (7), Santangelo (22)

June 5, 1989 at Omaha, Neb.

LSU 026 000 000 - 8 7 0
Long Beach State..... 000 202 010 - 5 11 2
WP-Leskanic (15-2) Save-Byrd (1)
LP-Abbott (15-3)
T-3:27 A-10000
HR LB - Berthel (2)

June 6, 1989 at Omaha, Neb.

Miami (Fla.)..... 000 021 000 - 3 6 1
LSU 010 013 10x - 6 9 1
WP-Springer (9-3) Save-McDonald (4)
LP-Vespe (4-3)
T-3:02 A-14000
HR LS - Bianco (8)
HR UM - Noriega (5)

June 8, 1989 at Omaha, Neb.

Texas 421 400 001 - 12 13 2
LSU 003 010 300 - 7 9 4
WP-Dressendorfer (18-2) LP-McDonald (14-4)
T-3:41 A-16072
HR UT - Bethea (5)

1989 NCAA Central Regional

May 25, 1989 at College Station, Texas

Nevada-Las Vegas..... 411 000 400 - 10 12 0
LSU 000 360 21x - 12 15 3
WP-Leskanic (12-2) Save-LaRosa (5)
LP-Sawaia (6-3) T-3:26 A-1567
HR LS - Cala (14), Grisham (18), Schneidewind (2)
HR UNLV - Der Manuel (2)

May 26, 1989 at College Station, Texas

LSU 011 002 000 - 4 9 6
South Alabama..... 001 001 40x - 6 10 0
WP-Bray (14-3) Save-Perez (2) LP-LaRosa (4-5) T-3:12
A-1873
HR LS - Schneidewind (3)

May 27, 1989 at College Station, Texas

LSU 104 512 000 - 13 18 1
Nevada-Las Vegas..... 000 101 015 - 8 12 3
WP-Ogea (2-0) LP-Gledhill (4-3)
T-2:43 A-932
HR UNLV - Lofthus 3(26), Flowers (2)

May 27, 1989 at College Station, Texas

South Alabama... 310 001 000 - 5 7 0
LSU 030 002 01x - 6 7 3
WP-Leskanic (13-2) LP-Zimmerman (12-5) T-2:53
HR LS - Johnson (2)
HR USA - Gainer (8)

May 28, 1989 at College Station, Texas

Texas A&M..... 012 002 000 - 5 10 1
LSU 020 312 41x - 13 15 1
WP-McDonald (14-2) LP-Langston (12-1)
T-3:24 A-5822
HR LS - Gruver (5), Bianco (7)
HR A&M - Byington (15)

May 28, 1989 at College Station, Texas

LSU 010 020 010 01 - 5 15 3
Texas A&M..... 301 000 000 00 - 4 5 1
WP-Leskanic (14-2) Save-McDonald (3)
LP-Centala (5-1) T-4:25 A-4177
HR LS - Grisham (19)

1987 College World Series

May 29, 1987 at Omaha, Neb.

LSU 000 010 000 5 - 6 7 1
Florida State..... 000 000 001 1 - 2 8 2
WP-Patterson (10-2) Save-Manuel (9)
LP-R. Lewis
HR FS - Blackwell

June 1, 1987 at Omaha, Neb.

Oklahoma State... 002 401 100 - 8 14 1
LSU 114 100 000 - 7 11 3
WP-Rockman (12-0) LP-McDonald (2-2)
T-3:15 A-10661
HR OS - Barragan (21)

June 3, 1987 at Omaha, Neb.

Arkansas 000 020 000 - 2 4 0
LSU 000 000 41x - 5 10 0
WP-Patterson (11-2) LP-Cebuvar (11-2)
T-2:58 A-11000
HR LS - Voigt (16)

June 5, 1987 at Omaha, Neb.

LSU 001 100 000 3 - 5 7 1
Stanford..... 020 000 000 4 - 6 9 3
WP-Chitren (8-3) LP-McDonald (2-3)
T-3:13 A-13000
HR SU - P. Carey (12)

1987 NCAA South II Regional

May 21, 1987 at New Orleans, La.

LSU 001 111 100 - 5 7 1
Tulane 002 010 000 - 3 10 3
WP-Patterson (8-2) LP-Amarena (10-2)
T-2:21 A-4268
HR LS - Faulkner (12), Bush (3)
HR TU - Smith (9)



Coach Jim Smith guided LSU to its first NCAA Regional appearance in 1975.

May 22, 1987 at New Orleans, La.

LSU 024 101 024 - 14 19 0
 New Orleans..... 000 000 001 - 1 3 2
 WP-Kite (7-3) LP-Muller (8-4)
 T-3:03 A-4448
 HR LS - Bush (4), Belle (8)
 HR NO - Schmitt (18)

May 23, 1987 at New Orleans, La.

New Orleans..... 000 000 000 - 0 5 1
 LSU 002 010 00x - 3 3 0
 WP-Loewer (9-5) Save-Manuel (8)
 LP-Lynch (6-5) T-2:41 A-3831

May 24, 1987 at New Orleans, La.

LSU.....000 030 130 - 7 9 3
 Cal State Fullerton...200 001 000 - 3 5 4
 WP-Patterson (9-2) LP-L. Garcia (10-5)
 T-2:20 A-2859
 HR CSF - Mannion (10)

1986 College World Series

May 30, 1986 at Omaha, Neb.

LSU.....000 000 120 - 3 8 2
 Loyola Marymount..030 000 01x - 4 6 0
 WP-Goettsch (9-4) LP-Manuel (10-3)
 T-3:01 A-10000

June 1, 1986 at Omaha, Neb.

LSU 203 101 100 - 8 8 1
 Maine..... 000 112 000 - 4 11 2
 WP-Loewer (14-4) Save-Patterson (1)
 LP-Plympton (8-3) T-2:36 A-9000
 HR LS - Yurtin (10)
 HR UM - Reynolds (18)

June 5, 1986 at Omaha, Neb.

Miami (Fla.)..... 300 010 000 - 4 8 0
 LSU 100 000 011 - 3 6 2
 WP-O'Brien (5-2) Save-Raether (16)
 LP-Guthrie (9-2) T-2:35 A-12832
 HR LS - J. Belle 2 (21), Voigt (9)
 HR UM - Magno (7)

1986 NCAA South I Regional

May 22, 1986 at Baton Rouge, La.

LSU 001 704 011 - 14 15 2
 Jackson State.. 015 005 000 - 11 10 5
 WP-Kite (7-3) Save-Manuel (7) LP-Sanders (11-2)
 T-3:26 A-3957
 HR LS - J. Belle (17)
 HR JS - Sanders 2 (17), Daniels (8)

May 23, 1986 at Baton Rouge, La.

Oklahoma..... 102 000 200 - 5 8 4
 LSU 200 320 11x - 8 8 0
 WP-Loewer (13-4) LP-Hamilton (11-2)
 T-2:27
 A-4016
 HR LS - Hartwig (2)
 HR OU - Burdick (10), Lavender (5)

May 24, 1986 at Baton Rouge, La.

Louisiana Tech..000 030 001 - 4 6 3
 LSU 150 010 00x - 7 8 3
 WP-Kite (8-3) Save-Manuel (8)
 LP-Faircloth
 (7-6) T-2:36 A-3048

May 26, 1986 at Baton Rouge, La.

LSU 100 300 021 - 7 9 2
 Tulane 201 300 000 - 6 10 3
 WP-Manuel (10-2) Save-Loewer (4)
 LP-Little
 (8-4) T-2:53 A-5189
 HR LS - J. Belle 2 (19), Bowie (16), Yurtin (9)
 HR TU - Rapp (5)

1985 NCAA Central Regional

May 23, 1985 at Austin, Texas

Houston..... 300 102 014 - 11 16 1
 LSU 003 000 001 - 4 8 4
 WP-Walker (12-7) LP-Guthrie (6-8) T-3:18

May 24, 1985 at Austin, Texas

LSU 000 210 000 - 3 10 4
 Lamar 000 000 11x - 4 10 0
 WP-Terrill LP-Parker

1975 NCAA South Regional

May 23, 1975 at Starkville, Miss.

Murray State.... 000 001 010 - 2 7 2
 LSU 014 000 11x - 7 7 3
 WP-Moock (10-0) LP-Oliver (9-2) T-2:17
 A-1600

May 24, 1975 at Starkville, Miss.

LSU 000 200 000 - 2 4 3
 Florida State.... 000 010 21x - 4 7 1
 WP-Jones (15-0) Save-Rothschild
 LP-Hollingsworth (6-3) T-2:19

May 24, 1975 at Starkville, Miss.

Miami (Fla.)..... 110 015 000 - 8 7 0
 LSU 000 000 100 - 1 5 6
 WP-Lynch (9-3) LP-Whealy (8-3) T-2:23
 A-1100



LSU has a 134-53 (.717) NCAA Tournament record.

NCAA Tournament Record

YEAR	W	L	PCT.
2014	2	2	.500
2013	5	2	.714
2012	4	2	.667
2010	1	2	.333
2009	10	1	.909
2008	6	3	.667
2005	2	2	.500
2004	5	2	.714
2003	5	3	.625
2002	4	3	.571
2001	4	3	.571
2000	9	0	1.000
1999	4	3	.571
1998	6	2	.750
1997	9	1	.900
1996	8	0	1.000
1995	2	2	.500
1994	4	2	.667
1993	8	2	.800
1992	2	2	.500
1991	8	0	1.000
1990	7	3	.700
1989	7	3	.700
1987	6	2	.750
1986	5	2	.714
1985	0	2	.000
1975	1	2	.333
Total	134	53	.717

(35-22 in CWS; 14-10 in Super Regionals; 83-19 in Regionals) At Home: 72-14 in Regionals; 13-5 in Super Regionals

College World Series Record

YEAR	W	L	FINISH
1986	1	2	5th
1987	2	2	4th
1989	2	2	3rd
1990	2	2	3rd
1991	4	0	1st
1993	4	1	1st
1994	0	2	7th
1996	4	0	1st
1997	4	0	1st
1998	2	2	3rd
2000	4	0	1st
2003	0	2	7th
2004	0	2	7th
2008	1	2	5th
2009	5	1	1st
2013	0	2	7th
TOTAL	35	22	.614

Great Moments in LSU Baseball Regional/Super Regional History

June 7, 2013

LSU right-hander Aaron Nola delivers one of the greatest pitching performances in Fighting Tiger postseason history, limiting Oklahoma to no runs on two hits with six strikeouts in nine innings, as the Tigers post a 2-0 victory in Game 1 of the NCAA Super Regional in Alex Box Stadium, Skip Bertman Field. Nola outduels OU ace Jonathan Gray, who holds the Tigers scoreless until the eighth inning when Tyler Moore delivers a run-scoring double and Mark Laird adds an RBI single. LSU goes on to advance to the College World Series the next day with an 11-1 victory over the Sooners in Game 2 of the Super Regional.

June 3, 2012

LSU erases a 5-4, ninth-inning deficit and defeats Oregon State, 6-5, in 10 innings to win the NCAA Baton Rouge Regional in Alex Box Stadium. Alex Edward's RBI double ties the contest in the ninth, and Austin Nola scores the game-winning run on a wild pitch in the 10th.

June 6, 2009

LSU starter Louis Coleman allows only three runs in eight innings, and the top-ranked Tigers complete a two-game NCAA Super Regional sweep of No. 6 Rice with a 5-3 victory in Alex Box Stadium to advance to the College World Series for the 15th time in school history. A record crowd of 9,651 is on hand to watch the Tigers advance to Omaha in their inaugural season at the new stadium. Coleman earns his fourth straight win as the SEC Pitcher of the Year allows nine hits and strikes out five. Freshman closer Matty Ott secured the victory with his 16th save of the season. Third baseman Derek Heleni leads the Tigers at the plate with two hits - including a solo homer - and two RBI.

May 30, 2009

LSU shortstop Austin Nola delivers a game-winning RBI single in the top of the 10th inning to break a 2-2 tie and lead the second-ranked Tigers past Baylor, 3-2, in the semifinal round of the NCAA Baton Rouge Regional. LSU starter Anthony Ranaudo records the victory with a magnificent performance as the right-hander limits Baylor to only three hits and one earned run in a career-high nine innings with 14 strikeouts. Right-hander Matty Ott finishes off the Bears with a perfect 10th inning to register his school-record 15th save of the season. The Tigers defeat Minnesota the next day to win the first NCAA Regional held in the New Alex Box Stadium.

June 8-9, 2008

Facing elimination in Game 2 of the Super Regional versus UC Irvine, the Tigers erupt for seven runs in their final two at-bats to rally for a 9-7 victory. Sean Ochinko's base hit provides the go-ahead run in a five-run ninth inning, and Louis Coleman fires three scoreless innings to secure the win. In Game 3 the next day - before an Alex Box Stadium record crowd of 8,173 - the Tigers explode for six runs in the first inning and cruise to a 21-7 triumph. LSU collects 24 hits, including seven home runs, to advance to the College World Series for the 14th time in school history.

June 13, 2004

Lane Mestepey fires a masterful five-hit shutout in Game 2 of a Super Regional series against Texas A&M. Will Harris' ninth-inning homer clinches LSU's 4-0 triumph and sends the Tigers to the College World Series for the second straight season.

June 7-8, 2003

LSU blasts Baylor 20-5, using an 11-run sixth inning highlighted by Clay Harris' grand slam to reach its 12th College World Series. The Tigers faced elimination a day earlier after Baylor captured the first contest in the best-of-three set. Harris and Ivan Naccarata belted back-to-back homers to lead off the eighth inning to lift LSU over Baylor, 6-5, to set up the rubber match.

June 1, 2003

Jon Zeringue's one-out, walk-off home run in the bottom of the 11th sends LSU to the super regional round as the Tigers defeat a pesky UNC-Wilmington club, 9-8. Despite defeat, UNC-W becomes the first opposing team to make a congratulatory lap around the field following the game.

June 2, 2002

LSU comes through the loser's bracket to defeat UL-Lafayette twice by identical 12-2 scores to win its seventh consecutive regional championship. The Tigers are the only regional winner of 2002 to come through the loser's bracket to win twice on the final day.

May 30-31, 1999

Facing a seven-run deficit and in danger of being eliminated, LSU rallies to take a 12-10 lead it would not relinquish against East Carolina to force a second championship game. Kurt Ainsworth gets an extra day of rest thanks to rain, which forces the second contest to be moved to Monday. Ainsworth blanks the Pirates, 9-0, hurling the Tigers to a super regional matchup with SEC foe Alabama.

May 28, 1999

LSU tags UL-Monroe starter and current Milwaukee Brewer star Ben Sheets, opening the Baton Rouge Regional with a convincing 11-4 victory over the Indians.

May 23, 1999

LSU falls behind Cal State Fullerton, 7-0 through two innings, but Cedrick Harris' two-run double in the eighth caps a four-run inning to complete a comeback as the Tigers earn a 13-11 victory. LSU routs the Titans 14-3 the next day to reach Omaha.

May 25, 1997

A classic five-hour marathon comes to an end as LSU outlasts Long Beach State by scoring seven runs in the 11th inning for a 14-7 victory. One day later, the Tigers avenge their second round loss to South Alabama by sweeping the Jaguars, 14-4 and 15-4, before defending its national championship in Omaha.



The Tigers celebrate Raph Rhymes' homer in the 2012 NCAA Regional Championship win over Oregon State.

May 26, 1996

In one of the largest hit outputs in school history, LSU uses 18 runs on 13 hits in the seventh inning of the South II Regional championship game to rout Georgia Tech, 29-13. The Tigers wear new gold jerseys during the regional and throughout the 1996 College World Series.

May 29, 1994

LSU holds on to a 12-10 win over Southern Cal in the South Regional final. Former Trojan and current Minnesota Twins star Jacque Jones smashes three homers in defeat.

May 28, 1990

Rich Cordani's dramatic two-run blast in the seventh inning lifts LSU to a thrilling 7-6 South Regional championship game win over Southern California.

May 28, 1989

LSU completes perhaps its most improbable journey in the program's history to reach its third College World Series. The Tigers win five of six games at the 1989 Central Regional in College Station, Texas. LSU shocks top-ranked Texas A&M with two wins on the tournament's final day - including a 5-4, 11-inning victory in the championship game. Ben McDonald earns the win in seven innings of work in the first game and then comes back to earn a save in the clincher. All four LSU pitchers in the final game - Russ Springer, Paul Byrd, Curtis Leskanic and Ben McDonald - reach the Major Leagues. Texas A&M had amassed 58 wins to just five losses and was led by Chuck Knobloch. The 58 wins still stands as an Aggie record.

May 25, 1986

Albert Belle smashes a pair of two-run homers in the South I Regional championship game, leading the Tigers to their first College World Series with a 7-6 win over Tulane at Alex Box Stadium. Belle was named tournament MVP for his efforts.



LSU defeated Ole Miss to win the 2008 SEC Tournament title.

2014**TOURNAMENT AT HOOVER, ALA.**

11	Vanderbilt (7 innings)	1
7	Arkansas	2
11	Arkansas (8 innings)	1
2	Florida	0

Won 4, Lost 0 - Finished 1st**2013****TOURNAMENT AT HOOVER, ALA.**

3	Alabama	0
1	Arkansas	4
3	Alabama	2
3	Arkansas	1
5	Vanderbilt (11 innings)	4

Won 4, Lost 1 - Finished 1st**2012****TOURNAMENT AT HOOVER, ALA.**

2	Mississippi St.	3
11	Ole Miss	2
3	Mississippi St. (10 innings)	4

Won 1, Lost 2 - Finished 5th**2010****TOURNAMENT AT HOOVER, ALA.**

10	Florida	6
7	Vanderbilt	5
8	Ole Miss (7 innings)	0
4	Alabama (11 innings)	3

Won 4, Lost 0 - Finished 1st**2009****TOURNAMENT AT HOOVER, ALA.**

1	Vanderbilt	4
9	Alabama	6
4	South Carolina	1
16	Georgia (7 innings)	0
3	Georgia (7 innings)	2
6	Vanderbilt	2

Won 5, Lost 1 - Finished 1st**2008****TOURNAMENT AT HOOVER, ALA.**

5	South Carolina (10 innings)	4
8	Vanderbilt	2
12	Alabama	8
8	Ole Miss	2

Won 4, Lost 0 - Finished 1st**2006****TOURNAMENT AT HOOVER, ALA.**

4	Alabama	3
1	Ole Miss	12
3	Alabama	8

Won 1, Lost 2 - Finished 5th**2005****TOURNAMENT AT HOOVER, ALA.**

2	Miss. State	9
1	Tennessee	5

Won 0, Lost 2 - Finished 7th**2004****TOURNAMENT AT HOOVER, ALA.**

4	Florida (10 innings)	5
0	Georgia	1

Won 0, Lost 2 - Finished 7th**2003****TOURNAMENT AT HOOVER, ALA.**

5	Arkansas	4
7	Miss. State	2
17	Miss. State	5
3	Alabama	10

Won 3, Lost 1 - Finished 2nd**2002****TOURNAMENT AT HOOVER, ALA.**

2	Auburn	1
8	South Carolina	3
8	South Carolina	10
4	South Carolina	5

Won 2, Lost 2 - Finished 3rd**2001****TOURNAMENT AT HOOVER, ALA.**

10	Florida	0
13	Ole Miss	2
12	Ole Miss	6
1	Miss. State	4

Won 3, Lost 1 - Finished 2nd**2000****TOURNAMENT AT HOOVER, ALA.**

11	Georgia	3
18	Alabama	12
6	Alabama	5
9	Florida	6

Won 4, Lost 0 - Finished 1st**1999****TOURNAMENT AT HOOVER, ALA.**

2	Auburn	6
10	Kentucky	0
8	Arkansas	9

Won 1, Lost 2 - Finished 5th**1998****TOURNAMENT AT HOOVER, ALA.**

4	Arkansas	8
6	South Carolina	0
5	Mississippi State	7

Won 1, Lost 2 - Finished 5th**1997****TOURNAMENT AT COLUMBUS, GA.**

5	Auburn	2
12	Tennessee	5
12	Alabama	7
2	Alabama	12

Won 3, Lost 1 - Finished 2nd**1996****TOURNAMENT AT HOOVER, ALA.**

3	Tennessee	1
2	Florida	6
11	Kentucky	12

Won 1, Lost 2 - Finished 5th**1995****WESTERN DIVISION TOURNAMENT AT STARKVILLE, MISS.**

8	Alabama	9
14	Miss. State	6
7	Auburn	5
7	Arkansas	6
8	Alabama	9

Won 3, Lost 2 - Finished 2nd**1994****WESTERN DIVISION TOURNAMENT AT OXFORD, MISS.**

3	Alabama	2
6	Arkansas	4
3	Auburn	2
5	Auburn	4

Won 4, Lost 0 - Finished 1st**1993****WESTERN DIVISION TOURNAMENT AT BATON ROUGE, LA.**

6	Ole Miss	1
3	Miss. State	5
13	Arkansas	7
16	Auburn	5
7	Miss. State	3

Won 4, Lost 1 - Finished 1st**1992****TOURNAMENT AT NEW ORLEANS, LA.**

7	Vanderbilt	2
8	Arkansas	1
1	Florida	3
5	Georgia	3
6	South Carolina	3
12	Florida	1

Won 5, Lost 1 - Finished 1st

1991**TOURNAMENT AT BATON ROUGE, LA.**

8	Kentucky	7
8	Miss. State	2
1	Florida	7
9	Miss. State	4
4	Florida	8

Won 3, Lost 2 - Finished 2nd**1990****TOURNAMENT AT HOOVER, ALA.**

6	Florida	4
17	Miss. State	8
13	Vanderbilt	5
1	Miss. State	3

Won 3, Lost 1 - Finished 1st (tie)

(championship game canceled due to rain; LSU and Mississippi State declared tournament co-champions)

1989**TOURNAMENT AT GAINESVILLE, FLA.**

6	Georgia	3
6	Florida	8
5	Auburn	8

Won 1, Lost 2 - Finished 4th**1988****TOURNAMENT AT STARKVILLE, MISS.**

7	Kentucky	9
7	Georgia	3
2	Florida	7

Won 1, Lost 2 - Finished 5th**1987****TOURNAMENT AT ATHENS, GA.**

8	Auburn	9
4	Georgia	2
4	Kentucky	1
4	Auburn	2
3	Miss. State	13

Won 3, Lost 2 - Finished 2nd**1986****TOURNAMENT AT BATON ROUGE, LA.**

10	Georgia	6
10	Alabama	7
8	Georgia	4

Won 3, Lost 0 - Finished 1st**1985****TOURNAMENT AT BATON ROUGE, LA.**

6	Georgia	8
2	Florida	5

Won 0, Lost 2 - Finished 4th**1979****TOURNAMENT AT STARKVILLE, MISS.**

5	Florida	2
5	Miss. State	12
1	Florida	5

Won 1, Lost 2 - Finished 3rd**1975**

6	Georgia (H)	5
8	Georgia (A)	3

LSU won series 2-0 to claim SEC title

1968

4	Alabama (H)	6
---	-------------	---

Alabama won single-game playoff to claim West Division title

1967

2	Ole Miss (A)	6
---	--------------	---

Ole Miss won single-game playoff to claim West Division title

1961

4	Auburn (A)	3
6	Auburn (H)	5

LSU won series 2-0 to claim SEC title

SEC Postseason Record

YEAR	W	L	PCT.
2014	4	0	1.000
2013	4	1	.800
2012	1	2	.333
2010	4	0	1.000
2009	5	1	.833
2008	4	0	1.000
2006	1	2	.333
2005	0	2	.000
2004	0	2	.000
2003	3	1	.750
2002	2	2	.500
2001	3	1	.750
2000	4	0	1.000
1999	1	2	.333
1998	1	2	.333
1997	3	1	.750
1996	1	2	.333
1995	3	2	.667
1994	4	0	1.000
1993	4	1	.800
1992	5	1	.833
1991	3	2	.600
1990	3	1	.750
1989	1	2	.333
1988	1	2	.333
1987	3	2	.600
1986	3	0	1.000
1985	0	2	.000
1979	1	2	.333
1975	2	0	1.000
1968	0	1	.000
1967	0	1	.000
1961	2	0	1.000
Total	76	40	.655
(Tournament only)	72	38	.655



All-American Wes Grisham helped the 1990 Tigers collect an SEC-record 807 hits.



Trey McClure served as team captain of LSU's 1997 SEC Championship squad.



The Tigers celebrate Bruce Baudier's perfect game in 1967 versus Alabama.

Bruce Baudier's Perfect Game

May 5, 1967 – Baton Rouge, La.

Second Game of Doubleheader

Alabama	AB	R	H	RBI	BB	SO	PO	A
Cargo, rf	3	0	0	0	0	1	1	0
Johnson, cf	3	0	0	0	0	1	0	0
Moss, 3b	2	0	0	0	0	0	0	2
Limbaugh, c	0	0	0	0	0	0	3	0
Holley, ph	1	0	0	0	0	1	0	0
McCorquodale, 1b	2	0	0	0	0	0	7	0
Traffenstedt, lf	2	0	0	0	0	1	0	0
Bailey, 2b	0	0	0	0	0	0	0	0
Fisher, 2b-ss	2	0	0	0	0	1	0	2
Ranelli, ss	1	0	0	0	0	1	0	2
Parker, lf	1	0	0	0	0	1	0	0
Harris, c	1	0	0	0	0	0	7	0
Brown, 3b	1	0	0	0	0	0	0	0
Glover, p	2	0	0	0	0	1	0	1
Totals	21	0	0	0	0	8	18	7

LSU	AB	R	H	RBI	BB	SO	PO	A
Morris, ss	3	0	0	0	1	2	0	2
Felps, 3b	3	0	1	0	0	2	1	0
Ogin, lf	3	0	0	0	0	2	2	0
Giles, c	3	1	0	0	0	0	8	0
Achord, 2b	2	1	1	0	1	1	1	2
Domingue, 1b	3	0	2	1	0	0	6	0
Abernathy, cf	1	0	0	0	0	0	1	0
Cockerham, ph	1	0	1	1	0	0	0	0
Tatum, cf	0	0	0	0	0	0	1	0
Bergman, rf	3	0	1	0	0	2	1	0
Baudier, p	2	0	0	0	0	1	0	2
Totals	24	2	6	2	2	10	21	6

Alabama 000 000 0-001
 LSU 000 101 x-260

E-Moss. LOB-Alabama 0, LSU 8. 2B-Domingue. SB-Tatum. SH-Abernathy, Baudier.

Alabama	IP	H	R	ER	BB	SO
Glover (L, 5-7)	6	6	2	1	2	10
LSU						
Baudier (W, 6-4)	7	0	0	0	0	8

WP-Glover. PB-Harris. U-Wiggins, Knight. T-1:47. A-450.
 (Baudier threw perfect game using 72 pitches.)

PERFECT GAME

	OPPONENT	DATE	IP	H	BB	SO
Bruce Baudier	2-0 vs. Alabama	May 5, 1967	7	0	0	8

OTHER INDIVIDUAL NO-HIT GAMES

	OPPONENT	DATE	IP	H	BB	SO
Fred Southerland	2-0 vs. Tulane	May 3, 1962	9	0	2	14
Van Quigley	1-0 at Tulane	May 5, 1966	7	0	4	4
Randy Wiles	3-0 vs. Rice	March 3, 1972	7	0	1	11
Bobby Landry	1-0 vs. Southern Miss	March 14, 1979	7	0	3	7

INDIVIDUAL ONE-HIT GAMES

	OPPONENT	DATE	IP	H	BB	SO
Dick Hicks	4-0 vs. Nicholls State	April 11, 1968	7	1	2	12
Randy Wiles	6-0 vs. Miss. State	April 13, 1973	7	1	3	6
Paul Stefan	4-0 at Alabama	April 12, 1976	7	1	0	5
Mike Alvarez	7-0 vs. Canisius	March 13, 1980	7	1	0	9
Clay Parker	5-1 vs. Navy	March 10, 1982	7	1	4	2
Guy Rutledge	3-0 vs. Auburn	May 30, 1983	7	1	5	6
Ben McDonald	10-0 vs. Florida	March 11, 1989	9	1	4	13
Mark LaRosa	5-0 vs. Texas A&M	Feb. 23, 1991	7	1	4	6
Brett Laxton	6-1 vs. South Carolina	March 27, 1993	7	1	4	10
Brian Winders	2-1 at Ole Miss	April 15, 1995	9	1	2	9
Patrick Coogan	7-1 vs. Ole Miss	April 18, 1997	9	1	0	15
Ben Alsup	8-0 vs. Ole Miss	May 29, 2010	7	1	2	7

INDIVIDUAL TWO-HIT GAMES

Randy Wiles	0-1 vs. Ole Miss	March 22, 1973
	2-1 vs. Kansas State	March 16, 1972
	1-0 vs. Northeast Louisiana	March 26, 1970
Wally McMakin	5-1 vs. Memphis State	March 9, 1973
Tom Charpentier	2-1 vs. Ole Miss	March 29, 1975
	4-0 vs. Ole Miss	April 26, 1974
Mike Lloyd	1-0 vs. Auburn	March 25, 1978
Jim Uremovich	1-0 vs. Auburn	March 26, 1978
Chuck Voorhies	3-0 vs. Northwestern State	April 26, 1978
Mike Alvarez	4-0 vs. Southwestern Louisiana	Feb. 19, 1979
	1-0 at Ole Miss	March 11, 1979
Mike Lloyd	11-2 at Ole Miss	March 11, 1979
Jerry Powell	3-0 vs. Northeast Louisiana	March 26, 1979
Ronnie Robbins	4-3 at Southeastern Louisiana	April 20, 1983
Cal Santarelli	3-1 vs. Northeast Louisiana	April 27, 1983
Gregg Patterson	5-1 vs. Louisiana Tech	May 2, 1985
Robbie Smith	5-0 vs. Auburn	May 4, 1985
Ben McDonald	7-1 vs. UCLA	March 27, 1988
Lloyd Peever	7-0 at Tulane	March 11, 1992
	4-1 at South Carolina	March 21, 1992
Brett Laxton	4-1 at Tennessee	April 3, 1993
Brian Tallet	6-0 at Vanderbilt	March 17, 2000
Louis Coleman	5-0 at Arkansas	May 2, 2009
Aaron Nola	2-0 vs. Oklahoma	June 7, 2013



Gene Achord


Following is a list of all-time LSU Tiger Baseball varsity letter winners. The LSU Sports Information Office will appreciate your assistance in correcting any errors. Current players are listed in bold.

A	
ABELL, P.T.	1905-06
ABERNATHY, S.	1965-66-67
ACHORD, Gene	1962-63-64
ACHORD, Jack	1966-67
ADCOCK, Joe Bill	1947
ADKINS, Ken	1949
AINSWORTH, Kevin	1994-95
AINSWORTH, Kurt	1998-99
ALBRIGHT, J.G.	1907-08-09-10
ALBRITTON, Jason	1986-97-98
ALDRIDGE, Randall J.	1974-75
ALFORD, Jeremy	2001
ALLEN, Gary	1976-77-78
ALLMEN,.....	1905
ALMAGUER, Pete	1979-80
ALSTON, F.H.	1928-29
ALSUP, Ben	2008-09-10-11
ALVAREZ, Mike	1979-80
AMEDEE, Lynn	1961-62
ANASTASIO, Charles	1939-40-41
ANDREWS, David	1976-77-78
ANTONINI, Adrian	1991-92-93-94
ARDIZONE,.....	1932
ARDOIN, Shane	2007-08
ASSEFF, A.	1932
AYCOCK, Jerry	1950-52-53

B	
BABIN, L.W.	1919-20-23
BAGLEY, Wade	1994-95
BAILEY, John	1961
BAILEY, Sid	1943
BAIRD, A.W.	1916
BALDWIN, A.W.	1908
BALDWIN, Clyde	1947
BANKSTON,....	1911
BARASH, Michael	2013
BARBIER, Blair	1997-98-99-2000
BARBIN,.....	1897
BARFIELD, Billy,	1958-59-60
BARHAM, G.E.	1926
BARTEET, Donald	1968
BARFIELD, T.	1954-55-56-57
BARKEMEYER, Brian	1980
BARKER, Sean	2001-02



Albert Belle




Harry Berrios

BARTEL, Darrin	1986
BARTON, Jim	1950-51-52
BASS, Brad	2004-05
BAUDIER, Bruce	1966-67
BAUDIN,.....	1929
BAUER, Tim	1991-92
BAUER, W.D.	1909
BAUMAN, J.	1929-30-31
BAZDWIN, A.	1908
BEARD, J.	1983
BECKNELL, F.J.	1942
BECNEL, Morris	1937
BEERBOHM, Kyle	2007-08
BELLE, Albert	1985-86-87
BELLE, Terry	1986-87-88
BENITEZ,.....	1913
BENNETT,.....	1899
BENNETT, Bryon	1997-98
BENOIT, R.L.	1918-19
BENSAL, Julius	1948-49
BERARDI, Scott	1992-93-94-95
BERG, Andy	1987-88
BERGERON, L.A.	1914
BERGMAN, Russell	1967-69
BERNHARDT, Tom	1994-95-96-97
BERRIOS, Harry	1991-92-93
BERRY,.....	1903
BERRY, Kevin	1989
BERRY, Kevin	2011-12-13
BERTHELOT, Eric	1994-95-97
BERTUCCINI, Paul	2007-08-09-10
BETHEA, Scott	1990
BETTS, Mike	1984
BIANCO, Mike	1988-89
BISLAND, R.B.	1923-24
BLACK, Douglas	1972-73
BLAIR, Buddy	1933-34-36
BLACK, Jack	1931
BLACKWELL, Tiger	1992
BLANCHARD, A.E.	1918-19
BLANCHARD, B.O.	1907-10
BLANCHARD, E.	1950-52-56-57
BOGANY, Jarred	2006
BOLIN, D.C.	1914
BOLLMAN, Steve	1975-76-77-79
BONADONA, M.	1981-82-83-84
BONURA, Michael	2004-06
BONVILLAIN, Brent	2012-13
BONVILLIAN, H.E.	1913
BOONE, J.R.	1922-23-24
BOOTE,.....	1913
BORDOLON, S.A.	1901-02-03
BORDEN, W.	1939



Pete Bush



Mark Cooper

BOUDREAUX, A.T.	1977
BOUDREAUX, Brian	1977
BOUDREAUX, Scott	1986
BOUMAN, Kyle	2014
BOURGEOIS, A.,	1958-59-60
BOURGEOIS, Christian	1998-99
BOURGEOIS, Joey	2010-12-13
BOWDEN, G.	1954-55
BOWDEN, Ken	1951(Manager)
BOWE, Brandon	1998-99
BOWIE, Jim	1986
BOWLES, Justin	1995-96
BOWMAN, S.S.	1930-31-32
BOX, Alex	1942
BOZEMAN, Kellen	2007
BRADFORD, Jared	2007-08
BRADSHAW, Daniel	2008-09-10-11
BRANT, Chris	1981-82
BRAUD, John	1963-64
BREAUX, E.	1937-38
BREGMAN, Alex	2013-14
BRIAN, Billy	1999-00-01-02
BRIGANTE, V.	1919-20-21-22
BRIGHT, Bill	1970
BROSCHOFKY, Steven	2006-07
BROTHERTON, Paul	1939-40
BROUSSARD, Joe	2011-12-14
BROUSSARD, Burke	1985-86
BROUSSARD, Ed	1930
BROUSSARD, H.	1903
BROUSSARD, Marty	1940-42-44
BROUSSARD, Y.	1937
BROWN, J.E.	1931
BROWN, Jordan	2008
BROWN, L.P.,	1929-31
BROWN, Lefty	1941
BROWN, R.	1933-34-35
BROWN, Thomas	1969
BROWNELL, C.R.	1909
BRUCE,.....	1905
BRUMFIELD, Victor	1999-00-01
BRYAN, A.	1937
BRYAN, Redfield	1957-58
BUGG, Parker	2014
BUMSTEAD, Nate	2003-04
BURCH, Dale	1970-71-72
BURLEIGH, C.	1938
BURLEY, C.	1939-40
BURNS, Craig	1969-70-71
BURT, Jim	1957
BUSH, Pete	1987-88-89
BUTEAU, Rhett	2002-03-04-05
BUTLER, Taylor	2013
BYRD, Paul	1989-90-91
BYRD, Ryan	2006-07-08-09

C	
CAHILL, Chris	2005-06
CAIN, Nolan	2006-07-08-09
CALA, Craig	1988-89
CALDWELL, J.B.	1910
CALHOUN, S.L.	1925-27
CALHOUN, T.C.	1932-33-34
CALLENDAR, D.	1935-36-37
CARAWAY,.....	1918
CARR, A.J.,	1922-24
CARRIERE, O.P.	1923-24-25-26
CARTWRIGHT, Alden	2014
CARVELLO,.....	1941
CARVILLE,.....	1897-98

CASHIO, John	1973-74-75-76
CASTANEDA, Danny	1981
CAVELL, Leo	1945
CAVETT, J.R.	1917-18-19
CERVENKA, Chris	1982-83
CERVENKA, Craig	1980-81-82-83
CHAMBERLAIN, Matt	1991-92-93
CHAMBERLAIN, W.B.	1899
CHAMPAIGN, E.	1929-30-31-32
CHARPENTIER, Tom	1974
CHATELAIN, Don	1963-64
CHILDRESS, J.	1937-38
CHINEA, Chris	2013-14
CHOATE, Jimmy	1952-53-54-55
CHURCHILL,.....	1924
CHURCHILL, C.S.	1915-16
CLARK, Matt	2008
CLARK, Ned	1950-52-53
CLARK, T.	1958
CLARK, Tim	1990
COATES, Ray	1947-48
COCKERHAM, Richard	1967-68-69
COHEN, Mike	1984
COLE, C.G.	1900
COLEMAN, C.	1965
COLEMAN, Louis	2006-07-08-09
COLEMAN, Pete	1966
COLEMAN, W.	1947-48-49
COLLAZO,.....	1944
COLLINS, Albin	1968
COLLINS, J.	1928
COLLINS, Steven	1970-71-72-73
COLUMBUS, Jason	2002
COLVIN, Matt	1998
COMEAUX,.....	1900
COOGAN, Patrick	1995-96-97
COOK, Bill	1964-65-66
COOK, Keyaan	1991
COOLEY, Chad	1993-94-95-96
COOPER, E.	1929
COOPER, H.	1905
COOPER, Mark	1983-84
COPPONEX, Buddy	1938
CORCORAN, Roy	2001
CORDANI, Rich	1990-91
CORDARO, Emile	1978
COSTA, Billy	1940
COSTELLO, Vinnie	1984-85
COTTEN, Bobby	1963
COTTON, Chris	2010-11-12-13
COUVILLION, Ray	1944
CRAIN, Barry	1966-67
CRAFT, Carl	1981
CRESS, Walker	1938-39
CRESSE, Brad	1997-98-99-2000
CRITZER, Bob	1947
CROSWELL, M.	1975-76-77-78
CROUERE, J.	1939-40-41
CUNNINGHAM, Dave	1987
CUNNINGHAM, Kirk	2011
CUNTZ, Casey	1996-97
CUNTZ, Pat	1984-85
CUNTZ, Warren	1981-82-84

D	
DABADIE,.....	1903
DABADIE, F.	1909
DAIGLE, Lester	1956
DALTON, Josh	1998-99
DALY, Mike	1998-99-2000
DANA, J.	1938-39-40



Andy Galy

Varsity Lettermen

D'AQUIN, Richard	1949
DARDAR, Chase	2005-06
DARK, Al	1943
DARSEY, J.H.	1926
DASPTT, A.P.	1897-98-99
DASPTT, C.	1895
DAUGHERTY, Brian	1994-95-96-97
DAVID, Brad	2000-01-02
DAVIS,.....	1909
DAVIS, Sam	1951
DAVIS, Taylor	2008
DAVIS, Wes	1997-98
DAVIS, Will	2004-05-06-07
DAWSON, O.H.	1914
DEAN, Blake	2007-08-09-10
DEAN, Dakota	2014
DeHART, Jarret	2014
DELAFIELD, G.	1937-38
DELATTE, Irwin	1953-54-55
DELATTE, Wet	2010
DELAUNE, Kenneth	1974
DELGER, Lawrence	1968
DEMONT, Tommy	1961-62
DEMOUY, Chris	1996-97-98
DERE, Al	1947
DETERMANN, Jason	2003-04-05
DEUTSCHMANN, Lou	1955
DEVALL, Hunter	2013-14
DEWEY, Duane	1979
DEXTON, Ames	1970
DIAL, Wiley	1961-63
DICKEY,.....	1929
DIDIER, Beau	2010-11-12
DIDIER, Mel	1947
DILIBERTO, Bobby	2004
DIMMICK, O.	1925
DIRKS, Clay	2004-05-06-07
DISHON, Johnny	2008-10
DIXON, John	1984-85
DIXON, L.C.	1936
DOGGETT, Al	1952-53
DOIRON, Mark	1979
DOLBY,.....	1912
DOMANGUE, Brady	2014
DOMILISE, Jerry	1947
DOMINGUE, Johnny	1967
DONATHAN, Billy	1981-82
DONAHUE,.....	1903
DOUGHTY, Richard	1989
DOUGLAS, James	1972
DOZAR, Grant	2009-10-11-12
DREW, A.S.	1917-18
DREW, H.C.	1807
DROUILHET,.....	1902
DRUDE, Leonard	1954-55-56-57
DUCHIN, C.	1893-95
DUGAS, C.J.	1921-22-23-24
DUGAS, J.	1917-18
DUNCAN, Trae	2001
DUNN, Nathan	1994-95-96
DUPLANTIS, Brad	1986
DUPONT,.....	1912
DYKSTRA, Jimmy	2011

E

EADES, Ryan	2011-12-13
EARNHART, Clint	1997-98-99
EDGE, Evan	1973
EDMONSON, Larry	1961-62
EDMUNSON, E.	1932
EDWARD, Alex	2010-11-12-13
EDWARDS, Daniel	1988
ENGLISH, Eric	2005
ERDMAN, Charlie	1938-39-40
ESCOBAR, Rene	2008
ESNARD, H.	1901
ESNARD, M.	1900-01-02
ESPINOSA, Phil	1989
ESTEVES, Jake	1996-98
EVANS,.....	1903
EZELL, Billy	1965

F

FAIRCLOTH, Jordan	2003-04-05
FALGOUT, R.	1956 (Manager)
FALKENHEIMER, F.	1958-59
FANCHER, P.D.	1917-18

FARNSWORTH, Kevin	2007-08-09
FARIZO, Richard	1968-69-70-71
FARMER, Louis	1969-70-71-72
FATHERREE, Jesse	1934-35-36
FAUCHEUX, Henri	2014
FAULKNER, Craig	1984-85-86-87
FELPS, Irwin	1967-68
FENET, A.	1930
FERRARA, Greg	1973-75
FETZER, Bobby	1950
FETZER, Ed	1950
FETZER, John	1944
FIELD, Jimmy	1962
FIELDS, Arby	2012
FIFE, Bob	1938
FITTERER, Scott	1995
FLOWERS, Bob	1958-59-60
FLOYD, J.C.	1920
FLUKER, H.V.	1914
FLYNN, A., "Bill"	1933-34
FONTENOT, Greg	1986
FONTENOT, Mike	2000-01
FONTENOT, Steve	1979-80
FORBES, Willie	1986-87
FORRER, Daniel	2006
FORREST, T.J.	2007
FORTIER, F.R.	1914
FOSTER, Jared	2012-13-14
FOURMY, J.M.	1902-03
FRALEY, Jake	2014
FRANCIONI, J.B.	1910-13
FRANK, Steve	1972-73-74-75
FREIDHOFF, Bill	1981-82
FRENCH, Shawn	2003
FRERE, J.	1983
FREIRE,.....	1903
FURBUSH, Charlie	2007
FURNISS, Eddy	1995-96-97-98
FURY, Matt	2010-11
FURY, Nate	2013-14

G

GALE, Mark	1980
GALLIOT,.....	1898
GALY, Andy	1986-87-88
GARCIA, Luis	1989-90-91
GARIDEL, Jamin	1998-99-00-01
GARIDEL, Jeff	2007
GARRETT, Forrest	2011
GARRISON, G.	1929
GARRITY, Pat	1989-90-91
GASPARD, Mitch	1984
GAUDET, Matt	2008-10
GAUSMAN, Kevin	2011-12
GAUTREAU, Cade	2007
GAYLE, F.L.	1910-11-13
GENUSA, Francis	1960-61-62
GEORGE, Steve	1962-63-64
GERMAN, Bobby	1944
GIAMBRONE, D.	1976-77-78
GIBBS, B.B.	1908
GIBBS, Micah	2008-09-10
GILBERT, Pete	1923-25-27
GILHULY, Ed	1981-84
GILES, Tommy	1967-68
GILL, Blake	2002-03-04-05
GLAMP, Joe	1943
GLENN, Cody	2012-13-14
GODFREY, L.T.	1926-27-28
GOLDEN, Jack	1942-47
GOMEZ, Hunter	1999-2000
GOODWIN, Will	2006
GOODY, Nick	2012
GORINSKI, Walt	1941-42-43
GOSSEVAND, M.A.	1912-13-14
GOURRIER, Bat	1932
GOYER, C.W.	1905-06-07-08
GRACE, Bryan	1999
GRAHAM, Mike	1990-91-92
GREELY, Jim	1992-93
GREENE, Rick	1990-91-92
GREGORY, Paul	1979
GREMILLION, E.	1944-47
GREEVENBURG, J.H.	1926-28
GRISHAM, Wes	1989-90
GRUVER, Matt	1988-89
GUESSEFIELD, James	1974
GUGLIEMO, Carey	1958-59-60

GUIDROZ, Lukas	2002
GUIDRY, Weylin	1999-00-01-02
GUILLOREY, Dan	1996-97-98
GUTHRIE, Mark	1984-85-86-87
H	
HAHN, Dustin	2002
HALE, Conner	2014
HALL, C.C.	1908
HALL, Fred	1941-42-43
HALL, Jim	1942-43
HAMILTON, F.S.	1910-11-12
HAMILTON, J.D.	1915-19
HAMILTON, J.J.	1914-15
HAMILTON, O.B.	1903
HAMITER,.....	1918-19
HAMMETT, B.	1938-39-40
HAMPTON, Jeff	1994-95
HAMPTON, T.	1959
HANLEY, W.B.	1920-21
HANNA, Billy	1949-50-51
HANOVER, Tyler	2009-10-11-12
HANSON, E.	1923
HANSON, R.	1923
HARE, Gerald	1956
HARRELL, Jeff	1979-81
HARRIS, Bryan	2005
HARRIS, Cedrick	1998-99-2000
HARRIS, Clay	2002-03-04-05
HARRIS, Jeff	1994
HARRIS, Sulcer	1943
HARRIS, Will	2003-04-05-06
HARRISON,.....	1900
HARTWIG, Rob	1986-87
HATHORN, Jim	1977-78-79
HAWPE, Brad	1999-2000
HAYDEL, Buzzy	2006-07-08-09
HAYDELL, Dick	1963-64
HAYNIE, G.	1939-40-41
HAZLIP, S.W.	1913
HEARD, J.	1898-1900
HEARD, W.	1932-33
HEATH, J.L.	1925-26-27
HEATH, Matt	2001-02
HEBERT, A.W.	1914-15-17-18
HEBERT, C.J.	1905-06
HEBERT, Derek	2004-05
HEBERT, E.B.	1911
HEBERT, Jim	1944
HEBERT, R.A.	1942
HECKER, D.	1939
HEDGES, Lee	1949-51
HEDRICK, B.	1939
HELENIH, Derek	2008-09
HELVESTON, O.	1934-35-36
HEMPHILL, James	1996
HENDRICKSON, Eric	1999
HENDRIX, J.	1928-29-30
HENNER, Thomas	1968-70
HERBST, Jack	1942
HERNANDEZ, Courtney	1998
HEROMAN,.....	1899
HERRING, P.S.	1922
HERRY, David	1990-91-92
HETZEL, Eric	1985
HERTZOG, M.	1915
HICKS, Richard R.	1967-68
HIGGINS, Danny	1997-98
HIGHTOWER, C.W.	1910-11
HIGHTOWER, Gerald	1942
HILBORN, W.B.	1924
HILL, Aaron	2001-02-03
HILL, D.	1959
HILL, Justin	2001-02
HILLMAN, W.A.	1906-10
HINES, L.	1938
HOAGLUND, Walter	1967-68-69
HOCHENDEL, B.F.	1905-08
HODGES, A.T.	1943
HODGES, Trey	1999-2000
HOLCOMBE, M.	1938
HOLDEN, T.D.	1929-30-31
HOLLANDER, Michael	2005-06-07-08
HOLLINGSWORTH, G.	1972-73-74-75
HOLMES,.....	1913
HOLT, J.C.	2002-03-04
HORTON, Conan	1996-97
HORWATH, Matt	2004

HOSKINS, Dick	1943-44
HOVER, Don	1956-57
HOWARD, Tommy	1950-52-53
HOWELL, R.B.	1910-11-12
HOWIE, Mark	1962-83-84
HUFFMAN, Ryan	1993-94
HUMPHREY, N.	1934-35-36
HUMPHRIES, Steve	1981
HUNDLEY, F.	1936-38-39
HUNSICKER,.....	1935
HUNSICKER, G.R.	1905-06
HUNT, C.	1934-35-36
HUNT, E.C.	1948 (Manager)
HUNT, Will	1992-93
HUNT, William	1968-69
HUSBAND, Frank	1952-53
HYMEL, Gary	1988-89-90-91

I

IBARRA, Christian	2013-14
IRWIN,.....	1934
IVES, C.A.	1919-20-22

J

JACKSON,.....	1924
JACKSON, Chris	2005-07
JACKSON, J.S.	1914-15
JACKSON, Kenny	1992-93
JACKSON, Matt	2007
JACOBS,....	1939
JAMES,.....	1936
JAMES, H.	1913
JENSEN, Ty	2003-04
JEWELL, Wylie	1948-49
JOHNSON, Douglas	1950-52
JOHNSON, Eric	1986
JOHNSON, Phil	1938
JOHNSON, Phillip	1966
JOHNSON, R.E.	1912
JOHNSON, Russ	1992-93-94
JOHNSON, Tookie	1988-89-90-91
JOHNSTON, Ronny	1957-58-59
JONES, C.	1942
JONES, Chad	2009
JONES, Forest	1981-82
JONES, JaCoby	2011-12-13
JONES, L.	1920-21-22
JONES, R.D.	1924-25-26
JONES, Tyler	2011
JORGENSEN, Ryan	2000
JOSEPH, Gary	1981-82-83
JOVETT, M.	1929-30-31
JUDICE, Frank	1974-76-77
JUNE,.....	1916

K

KARCHER, Kevin	1979-80
KARP, Dan	1981-82
KATZ, Mason	2010-11-12-13
KAVANAUGH, K., Sr.	1938-39-40
KEIGLEY, Gerald	1971-72-73
KEISLER, Randy	1998
KELLER, J.	1932-35
KELLER, Nolan	1963
KELLY, A.H.	1906
KENDA, J.	1936-37
KENNEDY, R.M.	1900-01-02-03
KEOWEN, Kade	2006
KING, J.D.	1928



Stan Loewer



Lyle Mouton

KING, L.	1938-39
KINCAID, Steve	1984
KIRKPATRICK, H.L.	1931-32-33
KIRKWOOD, M.H.	1908
KIRKWOOD, W.H.	1907
KITCHENS, G.	1958
KITE, Dan,	1986-87-88
KIZER, R.C.	1922-23
KLOSTERMEYER, Mike	1985
KLOVEKORN, Henry	1977
KLING, Alonzo	1954-55-56
KLUG, Kenny	1976-77
KNIGHT, G. "Red"	1944-45-46-47
KOERNER, Mike	1995-96-97
KOPPENS, Paul	1973
KOUNS, Sinclair	1948-49
KOZIMINSKI, M.	1958 (Manager)
KUNDERT, R.	1931-32
KUPPER, Scott	1988

L	
LACROIX,.....	1895
LAGROUE, Fred	1984
LAIRD, Mark	2013-14
LAMARCHE, Will	2013
LANDRY,.....	1920-22
LANDRY, H.E.	1900-02-03
LANDRY, L.L.	1934-35-36
LANDRY, Leon	2008-09-10
LANDRY, R.J.	1914
LANDRY, Robert	1978-79-80
LANDRY, Wynn	1981
LANIER, Tim	1993-94-95-96
LANIER, W. "Fido"	1924-28
LANOUX, Marty	1985
LARA, Robert	2006-07
LARKIN, M.	1930-31
LaROSA, Mark	1988-89-90-91
LaROSE, Randy	1986-87
LARSON, Brandon	1997
LARSEN, E.	1937
LaSUZZO, Zach	2010
LAWRIE, Joe	1935
LAXTON, Brett	1983-94-95-96
LEAKE, Robert	1966-68
LEARY, Rob	1985-86
LEAUMONT, Jeff	1998-99
LEBLANC,.....	1901
LEBLANC, Danny	1963
LEBLANC, P.O.	1909-10
LEE, Bill, Jr.	1953-54-55
LEE, Michael	1967-68-69
LEGUIN, F.G.	1919-20
LEMAHIEU, DJ	2008-09
LEMAK, Charlie	1937
LEONARDI, Antonio	1994-96-97
LESAGE,.....	1897
LESHER, L.R.	1911
LESKANIC, Curtis	1989
LESUEUR, G.B.	1897-98-99-1900
LEWIS, Jason	2007
LEWIS, Joe,	1987
LEWIS, Philip	1969-70
LEWIS, W.F.	1895
LIM, Ron	1989-90
LINDEN, Todd	2001
LINDSEY, Clyde	1947
LINDSEY, James	1949-50-51
LINDSEY, Ken	1976-77
LIPARI, Jeff	1998-99-00



Mike Sonderegger

LIUZZA, Matt	2003-04-05-06
LLOYD, Mike	1977-78-79-80
LOCKBAUM, Emile	1935-36-37
LOE, S.R.	1914
LOEWER, Stan	1984-85-86-87
LOFTICE, Jeremy	1999-00
LOFTIN, R.	1958
LOFTIN, W.	1958-59
LOMAX,.....	1943
LOMBARD,.....	1903-05
LONERO, Tony	1980-81
LORIO, Dennis	1973-74
LOWERY, Mike	2011
LOWRY,.....	1921

M	
MADDOX, Michael	1968-69
MADDOX, Steven	1971
MADERE, E.L.	1906
MADISON, Dave	1941-42-43
MAINIERI, Paul	1976
MAGUIRE, W.S.	1893
MAHTOOK, Mikie	2009-10-11
MAILHOS, Joseph	1956-57-58
MALEJKO, Matt	1993-94
MALL, Kyle	1990
MANGHAM, H.E.	1906-07-08
MANTRANA, Manny	1984-85
MANUEL, Barry	1986-87
MARCHAND, Jerry G.	1952-53
MARIANO, Bobby	1979-80
MARQUETTE, G.H.	1921-22-23-24
MARRERO, F.	1922-23-24-25
MARTIN, Blake	2008
MARTIN, D.A.	1909-10-11
MARTIN, J.H.	1909-13
MARY, S.E.	1905-09
MASON, C.C.	1926-27-28
MASON, F.	1919
MATHEWS, Spencer	2009
MATLOCK, O.	1937
MATTA, L.	1911-12-13
MATULIS, Chris	2009-10
MAYER, Jordan	2005-06-07
McARDLE, Benny	1951-52-53
McBRIDE, Billy	2000-01
McBRIDE, W.E.	1920-21-22
McCABE, Bhrett	1992-93-94-95
McCALL,.....	1899
McCALL, Malcolm	1951-52-53
McCALL, Malcolm, Jr.	1976
McCANN, M.G.	1925-26-27
McCLUNG, H.	1958
McCLURE, Trey	1996-97-98-99
McCOLLUM, A.M.	1909-1910
McCOLLISTER, E.P.	1914-15
McCUNE, Kurt	2011-12-13-14
McDADE,.....	1921
McDONALD, Ben	1987-88-89
McDONALD, William	1949-50-51
McDONOUGH, Bob	1937-38
McDOWELL, Red	1940-41-42
McDUFF, C.E.	1924-25
McELROY,.....	1937
McGHEE, Chris	2006-07-08-09
McKAY, Thomas	1968
McKEOGH, Mike	1959-60
McKNIGHT, J.B.	1898
McKNIGHT, R.E.	1897-98
McKNIGHT, S.	1895-97



Cal Santarelli

McMAKIN, Wally	1973-74-75-76
McMULLEN, Sean	2013-14
McMURRAY, Heath	2000
McMURRAY, J.L.	1930
McMURRAY, Dick	1952-53-54
McNEESE, O.W.	1901
McSWEENEY, "Red"	1944
MEADORS, W.F.	1915
MEEKER,.....	1901
MEIER, Justin	2003-04-05
MEINERS, Vaughn R.	1975-76
MELANCON, Joseph	1971-72
MENEFEE, J.	1932-33
MERCER, J.	1912
MESSA, R.H.	1905
MESTEPEY, Lane	2001-02-04-05
MICHAELIS, Billy	1944-47-48
MILEY, Mike	1972-73-74
MILLER, David	2002
MILLER, H.	1934-35
MIRE, G.	1948
MITCHELL, Jared	2007-08-09
MITTS, Lester	1961
MIXON, Wallace	1959-60
MONSOUR, E.	1933
MOOCK, Chris	1988-91-92
MOOCK, Gregg	1991-92
MOOCK, J.	1940-41-42
MOOCK, Joe	1964-65
MOOCK, Michael	1969-70-71
MOOCK, Pat	1972-73-74-75
MOORE, Bryan	2001
MOORE, Jeramie	1994-95-96
MOORE, Tyler	2012-13-14
MORAN, Tim	1984
MOREL, Harry	1963-64-65
MOREL, Tommy	1999-2000
MORGAN, George	1983-84
MORMANN, Mitch	2010
MORRIS, Lyndon	1966-67
MORRIS, O.L.	1915
MORRIS, Warren	1994-95-96
MORSE, John	1982-83
MOSES, Chip	1980-81
MOUTON, Lyle	1990-91
MOYSEE,.....	1905
MULA, Jared	1990-91-92
MULSHENOCK, Ken	1982-83
MUNGER, David	1969-70-71-72
MURDOCK, Mike	1981-83-84
MURPHY, Gene	1948-49-51
MURRAY, S.	1930

N	
NACCARATA, Ivan	2003-04
NAFF, Frank,	1959-60-61
NALL, Brandon	2005
NAQUIN, Greg	1987-89
NATTIN, George	1960
NAVARRO, G.B.	1900
NEAL, Mike	1991-92-93
NERONI, Kevin	1977
NEUMANN, Leonard	1965
NEWMAN, Donald	1976
NEWMAN, Hunter	2013
NICHOLSON, Jordan	2008-09
NOLA, Aaron	2012-13-14
NOLA, Austin	2009-10-11-12
NOLAN, J.	1936
NOLAN, R.	1937

NUGENT, Tim	1998-99-00-01
NUNALLY, Michael	1969-71-72

O	
OCHINKO, Sean	2007-08-09
O'DONOGHUE, John	1988-89-90
OGATA, Jason	2006
OGEA, Chad	1989-90-91
OGIN, Steve	1967-68
OLEXY, Keith	1974
OLIVERIO, John	1974
OLIVIER, L.A.	1899-1902
OLSEN, Eddie	1977-78-79-80
OLSON, Randy	1979-80
OLVEY, Derik	2006
O'ROCK, Don	1979
OSER, F.	1937-38
OSHESKIE, Dan	1981
OSIK, Keith	1988-89-90
OTT, Matty	2009-10-11
OWEN, Chet	1947

P	
PADRON, J.P.	2005
PAINICH, Joey	1996-97
PALMER, Ed	1943
PAPAJOHNN, Mike	1986-87
PARKER, Clay	1982-83-84-85
PARSONS,.....	1947
PATTERSON, Gregg	1985-86-87
PATTERSON, Ryan	2003-04-05
PAYER, Luther	1951
PAYNE, Bobby	1979
PEARCE, Chris	1994
PEEVER, Lloyd	1992
PEGUES, W.T.	1900-01
PEMBERTON, Craig	1969-70-71-72
PERKINS, A.M.	1913-14
PERSON, Zac	2014
PETERSON, Samuel	2011
PETERSON, Stuart	2008
PETIT, A.E.	1899
PETRONE, Andy,	1981-82
PETTISS, J.	1954-55
PETTIT, Bo	2000-01-02-03
PHILLIPS, Chris	2001-02
PIPES, B.N.	1907
PISTORIUS, Jerry	1952-53
PITCHER,.....	1915
PITCHER, Bill	1923-24-25
PITTMAN, J.C.	1934
PLEASANT, R.G.	1893-95
POCHE, Jared	2014
POCHE, Jim	1961-62
POERSCHKE, Fred	1953 (Manager)
POLOZOLA, Frank J.	1961-62
POLOZOLA, Keith	1996-97
PONTIFF, Nicholas	2006-07-08-09
PONTIFF, Wally	2000-01-02
PORETTO, Chuck	1940-41
POSTELL, F.K.	1915-17
POSTELL, W.D.	1916
POWELL, Evan	2012
POWELL, Jerry	1979-80
POURCIAU, Danny	1983-84
POURQUE, Conrad	1969
PRICE, V.	1925-26
PURDY, Kenneth	1956
PURVIS, Don	1959

Q	
QUIGLEY, Van	1964-65-66
R	
RADOVICH, R.	1940
RAGGIO, Cecil	1961
RAMIREZ, Edgar	2005-06
RAMSEY,	1902-03
RANAUDO, Anthony	2008-09-10
RANTZ, Ronnie	1991-92
RAYMER, David	2001-02
RAYMOS, George	1944
REBOULET, Jeff	1985-86
REED, Michael	2010
REESE, Stan	1995
REYMOND, R.P.	1905-06-07
REYNOLDS, Russell	2013



The 1915 Tigers



The 1993 Tigers

RHODEN, Robert	1976-77	SCOTT, E.A.	1997
RHYMES, Raph	2011-12-13	SCOTT, Julius	1980-81-82-83
RHYMES, Ray	1954-55	SCREEN, Pat	1964
RICHARDSON, Roland	1969	SEAGO, Ernest	1934
RICHE, G.	1917	SEBASTIN, J.D.	1918-20-21-22
RICHOUX, Ralph	1956-57-58	SEWALD, Mitch	2013
RIEDIE, Shane	2009	SEXTON, Ed	1970-71-72
RIOS, Armando	1991-92-93	SHAFFER, Darryl	2006
RITTINER, Jordan	2010	SHANK, David	2002
ROBBINS, Ronnie	1982-83	SHARP,	1903
ROBERTS,	1919	SHARP, Ivoy	1941
ROBERTS, C.M.	1898	SHEEHY, Butch	1980-81-82-83
ROBERTSON, H.F.	1893	SHEETS, Andy	1991-92
ROBERTSON, Kramer	2014	SHIPP, Kevin	1996-97
ROBERTSON, R.	1893	SIGLER, Roger	1954-55-56-57
RODNEY, W.	1899-1901	SILVERBLATT, Alan	1970-71
RODRIGUEZ,	1929	SIMON, Antoine	1998-99
ROMAGOSA, M.	1936-37-38	SIMS, Bill	1943
ROMAINE, Blackie	1943	SINGLETERY,	1895-97
ROSS,	1920	SIROTKA, Mike	1990-91-92-93
ROSS, Austin	2008-09-10	SLACK, J.S.	1910-11-12
ROSS, Ty	2011-12-13	SLABOTSKY, H.	1905
ROUSSOS, George	1951	SLAID, Jackson	2011-12
ROUSSEAU, Ron	1963-64	SLAUGHTER, W.S.	1899
ROY, A.J.	1921-22	SLOANE, Lea	1943
RUMBELOW, Nick	2011-12-13	SMITH,	1938
RUTLEDGE, Guy	1983-84	SMITH, Allen	1960-61-62
RUTLEDGE, Trey	1993	SMITH, B.	1920
		SMITH, Collin	2004
		SMITH, G.D.	1907-08
		SMITH, Greg	2003-04-05
		SMITH, Hadley	1961
		SMITH, J.C.	1941-42-43
		SMITH, Mike	1927-28-29
		SMITH, Robbie	1984-85
		SMITH, Terry	1966
		SMYTH, C.R.	1905-06-07
		SNIKERIS, Jordy	2011-12
		SNYDER, J.E.	1895
		SODERERG, Jon	1980
		SON, Chucky	1999
		SONDEREGGER, Mike	1970-71-72-73
		SOSAMON, Tim	1984-85
		SOULE,	1920
		SOUTHERLAND, Fred	1960-61-62
		SPAUDLING, Steven	1969
		SPENCER, Fritz	1947-48
		SPITZ, Steven	1973-74
		SPRINGER, Russell	1987-88-89
		SPROWL, Bruce	2003-05-06
		STAFFORD, Red	1944-47
		STALES, T.M.	1917-18-19-20
		ST. AMANT, Lou	1959
		STANFORD, Bert	1948
		STAPLES, C.	1917-19

STAVINOHA, Nick	2004-05
STAYTON, W. "Bill"	1932
STAYTON, W.D.	1902-03-05
STEELE, J.E.	1924-25-26
STEFAN, Paul J.	1975-76
STELL, Jabbo	1938
STEVENS, Ed	1932
STEVENS, N.G.	1926
STEVENSON, Andrew	2013-14
STEWART, Bob	1964
STEWART, Quinn	2003-05-06
STOCCO, Mark	1993
STOFSKY, Wayne	1987
STOKES, Dale	1983
STONE, Cade	2014
STOVALL, D.	1955
STOVALL, H.H.	1925-26-28
STRANGE, Charles, "Bo"	1960
STRICKLAND, J.	1927-28-29
STRINGFIELD, Cliff	1953
STROVINK, Eric	1989
SUDDITH, Tom	1941
SUMMERS, Morris	1961-62
SWANSON, A.L.	1925
SWART, W.	1906

T	
TALBOT, E.L.	1913
TALLET, Brian	1999-2000
TANDY, Joe	1949 (Manager)
TATE, A.	1915-16-17
TATUM, Willie L.	1967
TAYLOR, J.W.	1893
TAYLOR, W.T.	1940-41-42
TAYLOR, William	1972-73
TEAGUE, Sean	1994
TELLECHEA, Johnny	1990-91
TERRELL, Robbie	1961-62
TERRIS, Adam	1985, 88
THEARD, Al	1942-43
THERIOT, Bobby	1961-62-63
THERIOT, Ryan	1999-00-01
THIBODEAUX, Joey	1977-78-79-80
THIBODEAUX, Johnnie	1997-98-00-01
THOMAS, Alvin	1977
THOMAS, Johnny	1961-62-63
THOMPSON, Doug	1997-98
THOMPSON, Richard	1948-49-50-51
THOMPSON, W.H.	1908-09
TILLINGHAST, A.Y.	1931
TINSLEY, Gaynell	1935-36-37
TOMPKINS, Jake	2002-03
TOUPS, Frank A.	1974-75-76
TRENE, J.	1893
TRIMM, Sherman	1979
TRIPLETT, Bill	1963-64
TRITTICO,	1934
TROXLER, A.	1934
TUJAGUE, Lucien	1977-78-79-80
TULLIER, James	1968
TUMINELLO, Bobby	1947-49
TURNER, Bill	1941-42
TURNER, Bruce	1960-61
TYSON, Jeremy	1994-95

U	
UREMOVICH, Jim	1978-79

V	
VACCARA, F.P.	1909
VAN LOON, Bill	1981
VARGAS, Jason	2002
VASQUEZ, Rich	1987-88
VAUGHN, Jack	1964
VAUGHT, Chad	2001-02-03
VERDUGO, Ryan	2008
VERGES, Ernie	1951-52
VICTORIANO, Gerard	2005-06
VIRGETS, Tommy	1952-53-54-55
VOIGT, Jack	1986-87
VOORHIES,	1905
VOORHIES, Charles	1975-76-77-78

W	
WADDILL, G.D.	1895-97
WADE, F.M.	1911-12

WADSWORTH, Tim	1978
WAGGONER, Todd	1987-88
WAGUESPACK, Steven	2006-07
WAINWRIGHT, J.A.	1911
WALDEN, H.E.	1912-13-14-15
WALET, P.H.	1912-13
WALKER, Edward	1979-80
WALKER, I.	1935-36-37
WALKER, Todd	1992-93-94
WALL, E.E.	1899
WALL, Jason	1989-90
WALLER, Red	1915-16
WALTERS, Bill	1943-47-48
WARD, Kevin	1996
WARDLOW, Spot	1915-16
WARE, Spencer	2011
WARMBROD, James	1936-37-38
WATKINS,	1924
WATKINS, E.	1930
WATKINS, O.	1926-27
WATKINS, Trey	2010-11
WATSON, Toby	1941
WATTS,	1895
WAX, Daryl	1976
WEAVER, Dustin	2003-04-05
WEBER, D.L.	1903-05-06
WEBER, S.J.	1956
WEINER, R.	1938
WELCH, Darren	2002
WEST, J.C.	1944
WESTBROOK, J.T.	1898
WHEALY, Patrik	1974-75-76-77
WHEELER, Red	1943
WHITE, Al	1957-58
WHITED, H.W.	1903
WHITTY, Daryl	1953-54-55
WIESLER, Billy	1981-82
WIETHORN, Eric	2001-02
WILBANKS, T.E.	1918
WILBERT, A.E.	1908-09
WILBERT, E.C.	1905-08
WILBERT, F.P.	1902-03
WILBERT, J.A.	1905
WILES, Randy	1970-71-72-73
WILHITE, Brian	1987-88
WILHITE, Jonathan	2006
WILKINSON, H.	1907
WILKINSON, J.P.	1912-17
WILLIAMS, Jason	1993-94-95-96
WILLIAMS, J.Q.	1921
WILSON, Brad	1993-94-95-96
WILSON, Brian	2001-02
WINDERS, Brian	1993-94-95
WINSTON, Roy	1961
WISE, J.T.	2006-07
WITTEN, Jeremy	1997-98-99-2000
WOMACK,	1903
WOMACK,	1917
WOMBLE,	1898-99
WOODRUFF, Marvin	1976
WOODWARD, Robert	1971-73
WRIGHT, Larry D.	1975-76-77-78
WRIGHT, Ray	2000-01

Y	
YARNALL, Eddie	1994-95-96
YERGER, M.	1959
YOCOM, Casey	2012-13
YOUNMAN, Shane	1999-00-01
YOUNG,	1902
YOUNG, E.B.	1893
YOUNG, T.W.	1898
YURTIN, Jeff	1985-86

Z	
ZARDON, Danny	2014
ZEIGLER, Randy	2009
ZERINGUE, Jon	2002-03-04
ZIMMERMAN, Joe	1986-87
ZIMMERMAN,	1913
ZINN, Jimmy	1947
ZINSER, P.	1954-55
ZINSMAN, Zeph	2001
ZWEIG, Ivan	1995

/---OVERALL---/				/---SEC---/			SEC FINISH	COACH
SEASON	W	L	PCT.	W	L	PCT.		
1893	1	0	1.000					E.B. Young
1894	(No Games)							
1895	0	3	.000					No Coach
1896	(No Games)							
1897	3	3	.500					E.A. Scott
1898	2	3	.400					A.W. Jeardeau
1899	6	4	.600					C.V. Cusachs
1900	2	3	.400					L.P. Piper
1901	6	3	.667					L.P. Piper
1902	6	6	.500					W.S. Borland
1903	4	5	.444					W.S. Borland
1904	(No Games)							
1905	4	6	.400					D.A. Killian
1906	10	3	.769					D.A. Killian
1907	11	7	.611					J. Phillips
1908	9	12	.429					E.R. Wingard
1909	7	10	.411					E.R. Wingard
1910	7	9	.438					J.W. Mayhew
1911	8	7	.533					J.W. Mayhew
1912	8	6	.571					Bob Pender
1913	7	11	.389					Bob Pender
1914	4	8	.333					Doc Stroud
1915	10	9	.526					Doc Stroud
1916	15	8	.652					Doc Stroud
1917	7	4	.636					Doc Stroud
1918	8	4	.667					Doc Stroud
1919	12	4	.750					Doc Stroud
1920	10	8	.555					Doc Stroud
1921	9	11	.450					Doc Stroud
1922	7	6	.538					Branch Bocock
1923	8	9	.471					Branch Bocock
1924	4	9	.308					Moon Ducote
1925	5	9	.357					M.J. Donahue
1926	10	6	.625					M.J. Donahue
1927	8	6	.571					Harry Rabenhorst
1928	7	11	.389					Harry Rabenhorst
1929	3	6	.333					Harry Rabenhorst
1930	6	8	.429					Harry Rabenhorst
1931	3	6	.333					Harry Rabenhorst
1932	4	7	.364					Harry Rabenhorst
1933	3	7	.300	0	4	.000	7th	Harry Rabenhorst
1934	6	8	.429	3	6	.333	7th	Harry Rabenhorst
1935	8	7	.533	4	6	.400	6th	Harry Rabenhorst
1936	15	4	.789	7	4	.636	2nd	Harry Rabenhorst
1937	12	14	.462	5	10	.333	7th	Harry Rabenhorst
1938	7	8	.466	3	6	.333	8th	Harry Rabenhorst
1939	22	6	.786	10	2	.883	1st	Harry Rabenhorst
1940	16	5	.762	10	4	.741	3rd	Harry Rabenhorst
1941	10	13	.435	5	9	.357	9th	Harry Rabenhorst
1942	9	9	.500	6	6	.500	4th	Harry Rabenhorst
1943	13	8	.619	11	3	.786	1st	A.L. Swanson
1944	4	8	.333	(No Games)				A.L. Swanson
1945	11	7	.611	(No Games)				A.L. Swanson
1946	10	5	.667	11	3	.786	1st	Harry Rabenhorst
1947	10	9	.526	4	7	.364	10th	Harry Rabenhorst
1948	7	14	.333	4	10	.286	9th	Harry Rabenhorst
1949	6	11	.353	5	9	.357	9th	Harry Rabenhorst

Note: SEC Western Division finishes are listed from 1959-1985.

/---OVERALL---/				/---SEC---/			SEC FINISH	COACH
SEASON	W	L	PCT.	W	L	PCT.		
1950	5	9	.367	2	7	.222	11th	Harry Rabenhorst
1951	10	6	.625	6	6	.500	5th	Harry Rabenhorst
1952	9	11	.450	7	9	.438	7th	Harry Rabenhorst
1953	8	10	.444	7	8	.476	7th	Harry Rabenhorst
1954	8	11	.421	5	10	.333	10th	Harry Rabenhorst
1955	6	17	.261	1	1	.267	10th	Harry Rabenhorst
1956	9	11	.450	7	9	.438	7th	Harry Rabenhorst
1957	8	11	.421	6	8	.428	8th	Ray Didier
1958	14	11	.560	9	6	.650	4th	Ray Didier
1959	16	17	.485	7	9	.469	3rd	Ray Didier
1960	15	14	.510	6	9	.400	4th	Ray Didier
1961	20	5	.800	13	4	.764	1st	Ray Didier
1962	15	11	.577	8	7	.533	2nd	Ray Didier
1963	16	10	.615	9	7	.563	2nd	Ray Didier
1964	11	11	.500	5	7	.417	4th	Jim Waldrop
1965	6	13	.316	4	11	.267	5th	Jim Waldrop
1966	9	14	.391	4	12	.250	5th	Jim Smith
1967	17	13	.567	9	9*	.500	1st	Jim Smith
1968	20	14	.588	10	8**	.556	1st	Jim Smith
1969	11	24	.314	4	13	.235	4th	Jim Smith
1970	16	19	.457	5	11	.313	3rd	Jim Smith
1971	20	16	.556	10	8	.556	2nd	Jim Smith
1972	21	21	.500	7	11	.389	2nd	Jim Smith
1973	18	13	.581	6	7	.462	2nd	Jim Smith
1974	18	17	.514	7	10	.412	4th	Jim Smith
1975	40	16	.714	19	3	.864	1st	Jim Smith
1976	19	23	.452	11	12	.478	3rd	Jim Smith
1977	17	27	.386	4	14	.222	5th	Jim Smith
1978	12	34	.282	6	18	.333	5th	Jim Smith
1979	34	20	.630	13	7	.650	2nd	Jack Lamabe
1980	23	19	.548	8	9	.471	4th	Jack Lamabe
1981	23	30	.434	7	14	.333	4th	Jack Lamabe
1982	26	25	.509	9	13	.409	4th	Jack Lamabe
1983	28	21	.571	9	12	.429	4th	Jack Lamabe
1984	32	23	.581	12	12	.500	3rd	Skip Bertman
1985	41	18	.694	17	7	.708	1st	Skip Bertman
1986	55	14	.797	22	5	.815	1st	Skip Bertman
1987	49	19	.721	12	10	.545	5th	Skip Bertman
1988	39	21	.650	16	11	.593	5th	Skip Bertman
1989	55	17	.764	18	9	.666	2nd	Skip Bertman
1990	54	19	.740	20	7	.741	1st	Skip Bertman
1991	55	18	.753	19	7	.731	1st	Skip Bertman
1992	50	16	.758	18	6	.750	1st	Skip Bertman
1993	53	17	.757	18	8	.692	1st	Skip Bertman
1994	46	20	.697	21	6	.777	2nd	Skip Bertman
1995	47	18	.723	17	12	.586	5th	Skip Bertman
1996	52	15	.776	20	10	.667	1st	Skip Bertman
1997	57	13	.814	22	7	.759	1st	Skip Bertman
1998	48	19	.716	21	9	.700	2nd	Skip Bertman
1999	41	24	.621	18	11	.621	3rd	Skip Bertman
2000	52	17	.754	19	10	.655	2nd	Skip Bertman
2001	44	22	.667	18	12	.600	2nd	Skip Bertman
2002	44	22	.667	19	10	.655	4th	Smoke Laval
2003	45	22	.672	20	9	.690	1st	Smoke Laval
2004	46	19	.708	18	12	.600	3rd	Smoke Laval
2005	40	22	.645	18	12	.600	3rd	Smoke Laval
2006	35	24	.593	13	17	.433	8th	Smoke Laval
2007	29	26	.527	12	17	.414	10th	Paul Mainieri
2008	49	19	.721	18	11	.621	2nd	Paul Mainieri
2009	56	17	.767	20	10	.667	1st	Paul Mainieri
2010	41	22	.651	14	16	.467	8th	Paul Mainieri
2011	36	20	.643	13	17	.433	9th	Paul Mainieri
2012	47	18	.723	19	11	.633	1st	Paul Mainieri
2013	57	11	.838	23	7	.767	2nd	Paul Mainieri
2014	46	16	.742	17	11	.607	3rd	Paul Mainieri

Totals # 2389 1502 .613 903 737 .550

* - lost to Ole Miss 6-2 in single-game playoff for Western Division title

** - lost to Alabama 6-4 in single-game playoff for Western Division title

- LSU has also tied 24 games in its baseball history, including six ties in SEC games.

All-Time Coaching Records



Harry Rabenhorst
1927-42; 1946-56



Ray Didier
1957-63



Jim Smith
1966-78



Jack Lamabe
1979-83



Skip Bertman
1984-2001



Smoke Laval
2002-2006



Paul Mainieri
2007-Present

YEARS	COACH	SEASONS	GAMES	WON	LOST	TIED	PCT.
1893	E.B. Young	1	1	1	0	0	1.000
1895	No Coach	1	3	0	3	0	.000
1897	E.A. Scott	1	6	3	3	0	.500
1898	A.W. Jeardeau	1	5	2	3	0	.400
1899	C.V. Cusachs	1	10	6	4	0	.600
1900-01	L.P. Piper	2	15	8	6	1	.566
1902-03	W.S. Borland	2	22	10	11	1	.477
1905-06	D.A. Killian	2	23	14	9	0	.609
1907	J. Phillips	1	18	11	7	1	.611
1908-09	E.R. Wingard	2	39	16	22	1	.423
1910-11	J.W. Mayhew	2	31	15	16	0	.484
1912-13	Bob Pender	2	32	15	17	0	.469
1914-21	Doc Stroud	8	138	73	58	5	.563
1922-23	Branch Bocock	2	32	15	15	2	.500
1924	Moon Ducote	1	13	4	9	0	.308
1925-26	Mike Donahue	2	33	15	15	3	.500
1927-42/46-56	Harry Rabenhorst	27	446	220	226	3	.493
1943-45	A.L. Swanson	3	48	27	21	0	.563
1957-63	Ray Didier	7	183	104	79	0	.568
1964-65	Jim Waldrop	2	41	17	24	0	.415
1966-78	Jim Smith	13	489	238	251	0	.486
1979-83	Jack Lamabe	5	249	134	115	0	.538
1984-2001	Skip Bertman	18	1,203	870	330	3	.724
2002-2006	Smoke Laval	5	320	210	109	1	.658
2007-present	Paul Mainieri	8	513	361	149	3	.710
TOTALS	25 COACHES	119	3915	2389	1502	24	.613

TEAM	FIRST GAME	LAST GAME	TOTAL GAMES	W-L-T	PCT.
Air Force	2012	2012	3	3-0-0	1.000
Alabama	1906	2014	360	163-194-3	.457
Alabama-Birmingham	1982	2005	7	5-2-0	.714
Alcorn State	2010	2014	6	6-0-0	1.000
Appalachian State	2012	2012	3	1-2-0	.333
Army	1980	2004	2	2-0-0	1.000
Arkansas	1980	2014	90	61-29-0	.677
Arkansas-Little Rock	2005	2005	3	3-0-0	1.000
Arkansas State	1993	1994	6	5-1-0	.833
Arizona State	2000	2005	8	6-1-1	.813
Auburn	1907	2014	164	94-70-0	.573
Austin Peay	1996	1996	1	1-0-0	1.000
Baylor	1916	2009	11	8-3-0	.727
Bellarmine	1981	1981	1	1-0-0	1.000
Binghamton	2010	2010	1	1-0-0	1.000
Birmingham-Southern	2002	2002	3	3-0-0	1.000
Brown	2010	2013	4	4-0-0	1.000
Bucknell	1908	1908	3	2-1-0	.667
BYU	2013	2013	2	1-1-0	.500
Cal State Fullerton	1987	2011	10	6-4-0	.600
Canisius	1980	1985	2	2-0-0	1.000
Centenary	1895	2010	42	33-8-1	.798
Central Florida	1985	2009	20	16-4-0	.800
Central Michigan	1995	1995	2	2-0-0	1.000
Chamberlain Hunt	1901	1908	5	5-0-0	1.000
Chicago White Sox	1925	1925	1	0-1-0	.000
The Citadel	1990	1990	2	2-0-0	1.000
Cleveland State	1983	1983	1	1-0-0	1.000
Clinton Military Academy	1897	1897	3	1-2-0	.333
Coast Guard	1972	1973	3	3-0-0	1.000
Colgate	1975	1975	4	4-0-0	1.000
College of Charleston	2004	2004	1	1-0-0	1.000
Connecticut A&M	1908	1908	1	0-1-0	.000
Cornell	1981	1981	1	1-0-0	1.000
Cumberland	1903	1903	2	1-1-0	.500
Dartmouth	2012	2012	3	3-0-0	1.000
Dayton	1996	1996	2	1-1-0	.500
Delta State	1966	1966	2	1-1-0	.500
DePaul	1931	1961	2	2-0-0	1.000
Drake	1974	1974	5	4-1-0	.800
Duke	1997	1997	1	1-0-0	1.000
Duquesne	1996	2008	8	8-0-0	1.000
East Carolina	1999	1999	3	2-1-0	.667
Evansville	1990	1990	1	1-0-0	1.000
Florida	1971	2014	100	57-42-1	.575
Florida Southern	1955	1955	2	1-1-0	.500
Florida State	1955	2000	16	7-9-0	.438
Fresno State	1991	1994	2	2-0-0	1.000
George Washington	1989	1992	3	2-1-0	.667
Georgia	1975	2014	87	62-22-3	.730
Georgia Southern	1992	1992	1	1-0-0	1.000
Georgia Tech	1990	1996	3	3-0-0	1.000
Gettysburg	1908	1908	1	0-1-0	.000
Grambling State	2009	2014	4	4-0-0	1.000
Harvard	2009	2009	2	2-0-0	1.000
Hattiesburg Normal	1921	1921	1	0-1-0	.000
Holy Cross	2011	2011	3	3-0-0	1.000
Houston	1975	2014	44	19-25-0	.432
Illinois	1915	2009	22	11-9-2	.545
Illinois-Chicago	1981	1982	6	6-0-0	1.000
Illinois State	1966	1980	13	8-5-0	.615
Illinois Wesleyan	1947	1974	5	3-2-0	.600
Indiana	1926	2008	5	3-1-1	.700
Indiana State	1993	1993	2	2-0-0	1.000
Iowa	1925	1947	7	2-3-2	.429
Jackson State	1985	2013	5	5-0-0	1.000
Jacksonville	1981	1981	3	1-2-0	.333
Jacksonville State	2004	2004	3	3-0-0	1.000
Jefferson College	1905	1921	18	15-2-1	.806
Jefferson Military Academy	1899	1909	22	11-10-1	.523
Kansas	1990	2010	9	4-5-0	.444
Kansas State	1967	2001	19	11-8-0	.579
Kent	1993	1993	1	0-1-0	.000
Kentucky	1975	2013	72	46-25-1	.646
Lafayette	1908	1908	1	0-1-0	1.000
Lamar	1984	2014	9	4-5-0	.444
Lipscomb	2007	2007	3	1-2-0	.333
Long Beach State	1989	2003	11	7-4-0	.636
Louisiana College	1914	2012	22	20-2-0	.909
Louisiana-Lafayette	1912	2014	73	49-24-0	.671
Louisiana-Monroe	1959	2012	47	39-8-0	.830
Louisiana Normal	1926	1928	4	3-1-0	.750
Louisiana Tech	1902	1998	58	40-18-0	.690
Louisville	1979	1979	1	1-0-0	1.000
Loyola (New Orleans)	1915	2003	55	32-22-1	.591
Loyola-Marymount	1986	1986	1	0-1-0	.000
LSU-Shreveport	1998	1998	1	1-0-0	1.000
Luther College	1939	1939	1	1-0-0	1.000
Maine	1986	1995	7	6-1-0	.857
MacMurray	1965	1965	1	1-0-0	1.000
McNeese State	1983	2014	37	28-9-0	.757
Marion	1907	1907	3	1-2-0	.333
Marist	2005	2005	1	1-0-0	1.000
Maryland	2013	2013	3	3-0-0	1.000
Memphis	1964	1975	11	9-2-0	.818
Mercer	1988	2002	9	9-0-0	1.000
Miami (Fla.)	1975	2004	14	5-9-0	.357
Michigan	1993	2012	5	5-0-0	1.000

TEAM	GAME	FIRST GAME	LAST GAMES	W-L-T	PCT.
Michigan State	1975	2008	4	3-1-0	.750
Middle Tennessee State	1980	1980	1	0-1-0	.000
Millsaps	1915	1920	5	5-0-0	1.000
Minnesota	1931	2009	18	15-3-0	.833
Mississippi	1906	2014	314	170-144-0	.541
Mississippi College	1901	1937	38	20-17-1	.526
Mississippi State	1905	2014	376	175-200-1	.467
Mississippi Valley State	2007	2011	4	4-0-0	1.000
Missouri	1986	2013	5	5-0-0	1.000
Murray State	1975	1975	1	1-0-0	1.000
Navy	1978	1983	12	9-3-0	.750
New Mexico	1993	1993	3	3-0-0	1.000
New Orleans	1976	2014	90	56-34-0	.622
Nevada-Las Vegas	1989	1996	9	8-1-0	.889
Nicholls State	1968	2014	73	51-22-0	.699
North Carolina	1990	2013	5	2-3-0	.400
North Carolina-Greensboro	1997	1997	1	1-0-0	1.000
North Carolina State	1997	1997	1	1-0-0	1.000
North Carolina-Wilmington	2003	2003	1	1-0-0	1.000
North Florida	2006	2006	3	2-1-0	.667
North Texas	1985	1985	3	3-0-0	1.000
Northeastern	2003	2003	1	1-0-0	1.000
Northern Illinois	1939	1970	15	10-5-0	.667
N. Illinois St. Teachers	1947	1948	2	2-0-0	1.000
Northwestern	1937	1976	10	6-3-1	.600
Northwestern State	1937	2014	65	54-11-0	.831
Notre Dame	1928	2012	5	2-3-0	.400
Ohio	1999	1999	3	3-0-0	1.000
Ohio State	1976	1992	3	1-2-0	.333
Oklahoma	1959	2013	12	8-4-0	.667
Oklahoma State	1973	1991	7	2-5-0	.286
Oral Roberts	1987	1989	3	3-0-0	1.000
Oregon State	2012	2012	2	2-0-0	1.000
Pennsylvania	1908	1908	1	0-1-0	.000
Pennsylvania Normal	1908	1908	1	1-0-0	1.000
Pensacola Naval Air	1942	1956	4	1-3-0	.250
Pepperdine	2010	2010	2	2-0-0	1.000
Princeton	1976	2011	6	4-2-0	.667
Providence	1992	1992	1	1-0-0	1.000
Purdue	1935	2014	7	7-0-0	1.000
Rice	1914	2009	25	14-11-0	.560
Rockhill College	1908	1908	1	1-0-0	1.000
Sacred Heart	2011	2014	3	3-0-0	1.000
Saint Charles College	1914	1917	4	4-0-0	1.000
Saint John's	1989	1989	2	2-0-0	1.000
Saint Louis	1982	1991	3	3-0-0	1.000
Saint Mary's	2007	2007	3	3-0-0	1.000
Saint Stanislaus	1920	1923	3	2-0-1	.700
Saint Vincent Academy	1900	1900	1	0-1-0	.000
Sam Houston State	2013	2013	1	1-0-0	1.000
South Alabama	1971	2014	39	15-24-0	.385
South Carolina	1992	2013	57	32-23-1	.570
South Florida	1995	1995	3	1-2-0	.333
Southern Methodist	1967	1967	2	2-0-0	1.000
Southeastern Louisiana	1937	2014	82	65-17-0	.793
Southern	1970	2014	51	49-2-0	.961
Southern California	1988	2000	10	7-3-0	.700
Southern Illinois	1952	1983	9	3-6-0	.333
Southern Mississippi	1970	2014	51	38-11-2	.765
Southwest Missouri St.	1984	1984	1	1-0-0	1.000
Southwestern (Texas)	1913	1913	3	2-1-0	.667
Southwestern (Tennessee)	1958	1958	1	1-0-0	1.000
Spring Hill	1920	1930	12	7-5-0	.583
Stanford	1987	2000	4	3-1-0	.750
Stephen F. Austin	1986	2013	10	10-0-0	1.000
Stetson	2006	2008	9	5-4-0	.555
Stony Brook	2012	2012	3	1-2-0	.333
Temple	2006	2006	3	3-0-0	1.000
Tennessee	1907	2014	74	52-22-0	.722
Tennessee Tech	2006	2006	3	3-0-0	1.000
Texas	1899	2009	32	10-21-1	.328
Texas A&M	1907	2014	33	16-16-1	.500
Texas-Arlington	1987	1987	2	2-0-0	1.000
Texas Christian	1967	1994	7	6-1-0	.857
Texas Southern	2008	2014	2	2-0-0	1.000
Texas State	2004	2004	3	3-0-0	1.000
Toledo	2014	2014	1	1-0-0	1.000
Tulane	1893	2014	307	178-126-3	.585
UC Irvine	2008	2010	5	3-2-0	.600
UCLA	1988	2013	5	3-2-0	.600
Vanderbilt	1954	2014	95	55-40-0	.579
Villanova	2009	2009	3	3-0-0	1.000
Virginia	2000	2009	4	4-0-0	1.000
Virginia Commonwealth	1997	2001	6	5-1-0	.833
Virginia Tech	2014	2014	1	1-0-0	1.000
Wake Forest	2011	2011	3	3-0-0	1.000
Washington	2013	2013	3	3-0-0	1.000
West Florida	1982	1982	2	2-0-0	1.000
West Maryland	1908	1908	1	1-0-0	1.000
Western Carolina	1993	1993	1	1-0-0	1.000
Western Illinois	2005	2005	1	1-0-0	1.000
Western Kentucky	1996	1996	3	3-0-0	1.000
Wheaton	1959	1959	1	1-0-0	1.000
Wichita State	1987	1996	10	6-4-0	.600
William & Mary	2010	2010	3	3-0-0	1.000
Winthrop	2003	2003	3	3-0-0	1.000
Wisconsin	1975	1981	10	8-2-0	.800
Yale	1908	2014	4	2-2-0	.500
Others	1895	1957	95	49-50-2	.463
2015 Opponents in Bold					

1893 (1-0)

Coach E.B. Young

Tulane	W, 10-8
--------	---------

1894

No Games

1895 (0-3-1)

No Coach

Baton Rouge Reds	L, 5-14
Centenary (Jackson)	L, 4-5
Centenary (Jackson)	T, 11-11
Tulane	L, 11-12

1896

No Games

1897 (3-3)

Coach E.A. Scott

Baton Rouge	W, 17-11
Clinton Mil. Academy	W, 7-6
Centenary (Jackson)	L, 16-17
at Clinton Mil. Acad.	L, 4-6
Clinton Mil. Acad.	L, 4-6
Tulane	W, 31-8

1898 (2-3)

Coach A. W. Jeardeau

Centenary	W, 17-13
Tulane	L, 15-19
Centenary (Jackson)	L, 4-11
Centenary (Jackson)	W, 28-9
at Tulane	L, 8-13

1899 (5-5-1)

Coach C.V. Cusachs

St. Vincent Academy	W, 10-0
Plaquemine Greys	W, 15-4
Texas	L, 6-8
at Plaquemine Greys	W, 9-8
at Jefferson Mil. Acad.	W, 12-1
at Jefferson Mil Acad.	W, 10-2
at Texas	L, 0-3
at Texas	L, 4-5
at Texas	L, 1-4
Tulane	T, 5-5
at Tulane	L, 5-7

1900 (2-3-1)

Coach L.P. Piper

at Jefferson Mil. Acad.	T, 12-12
at Jefferson Mil. Acad.	L, 2-11
at Tulane	W, 8-7
Tulane	W, 9-5
Tulane	L, 7-10
St. Vincent Academy	L, 10-11

1901 (6-3)

Coach L.P. Piper

Miss. College (Clinton)	L, 6-8
at Jefferson Mil. Acad.	W, 16-13
Chamberlain Hunt	W, 17-0
Texas	W, 2-1
Texas	L, 1-6
Jefferson Mil. Acad.	W, 7-6
Jefferson Mil. Acad.	W, 9-0
LSU Alumni	W, 8-4

1902 (6-6-1)

Coach W.S. Borland

Chamberlain Hunt	W, 7-2
Chamberlain Hunt	W, 11-2
at Texas	L, 1-20

Texas (S)	L, 2-5
Texas (S)	T, 1-1
Texas	L, 2-5
Louisiana Tech	W, 5-0
Louisiana Tech	W, 24-0
Baton Rouge	L, 1-5
Plaquemine Greys	W, 7-3
N.O. YMCA	W, 21-0
Jefferson Mil. Acad.	L, 2-3
Jefferson Mil. Acad.	L, 9-10

1903 (4-5)

Coach W.S. Borland

St. Louis	L, 1-6
at Jefferson Mil. Acad.	W, 16-13
at Jefferson Mil. Acad.	W, 6-3
Jefferson Mil. Acad.	W, 11-5
Jefferson Mil. Acad.	L, 2-6
Texas	L, 7-8
Cumberland	L, 2-6
Cumberland	W, 14-9
at Donaldsonville	L, 1-9

1904 - No Games

1905 (4-6)

Coach D.A. Killian

Baton Rouge	L, 0-14
Baton Rouge	L, 6-7
Baton Rouge	L, 4-7
Jefferson Mil. Acad.	W, 5-2
Jefferson Mil. Acad	L, 3-5
at Tulane	L, 4-5
at Tulane	L, 1-15
Miss. College	W, 12-8
Jefferson College	W, 7-1
Tulane	W, 16-5

1906 (10-3)

Coach D.A. Killian

Alabama	W, 2-0
Alabama	W, 1-0
Alabama	W, 3-2
Tulane	L, 0-4
Tulane	W, 5-1
Texas	L, 0-5
Texas	W, 8-3
Texas	W, 7-3
at Tulane	W, 9-2
at Tulane	L, 4-6
at Jefferson College	W, 11-1
Mississippi	W, 4-2
Mississippi	W, 6-1

1907 (11-7)

Coach J. Phillips

Baton Rouge Reds	L, 5-9
Auburn	L, 0-4
Auburn	L, 3-5
Auburn	W, 4-3
at Mississippi	L, 0-5
at Mississippi	W, 2-0
at Miss. State	W, 3-1
at Miss. State	W, 5-2
at Miss. State	L, 4-7
at Miss. State	L, 4-7
at Miss. State	W, 8-2
at Alabama	W, 3-1
at Alabama	W, 8-6
at Marion	L, 0-3
at Marion	L, 2-3
at Marion	W, 4-0
Texas AGM	W, 3-2

Tennessee	W, 2-0
Tennessee	W, 12-11

1908 (9-12-1)

Coach E.R. Wingard

Chamberlain Hunt	W, 7-2
Chamberlain Hunt	W, 5-2
at Jefferson Mil. Acad.	L, 2-3
at Jefferson Mil. Acad.	W, 13-2
at Jefferson Mil. Acad	L, 3-7
O'Harrigans	T, 4-4
at Miss. State	L, 1-2
at Miss. State	L, 0-4
at Miss. State	L, 4-7
at Alabama	W, 3-1
at Alabama	L, 1-4
at Rockhill College	W, 3-2
at W. Maryland College	W, 7-2
at Gettysburg	L, 1-5
at Bucknell	L, 1-2
at Yale	L, 1-7
at Connecticut AGM	L, 4-5
at Lafayette	L, 0-1
at Penn. Univ.	L, 2-7
at Bucknell	W, 3-2
at Renov	W, 4-3
at Penn Normal	W, 10-0

1909 (7-10)

Coach E.R. Wingard

Miss. State	W, 7-4
Miss. State	L, 7-10
Miss. State	W, 7-3
Miss. State	W, 3-0
Miss. State	L, 1-4
Miss. State	L, 0-1
at Jefferson Mil. Acad.	L, 1-5
at Jefferson Mil. Acad.	W, 2-1
at Jefferson Mil. Acad.	L, 5-6
at Mississippi	L, 1-7
at Mississippi	Loss
at Mississippi	W, 5-3
at Miss. College	L, 1-4
at Miss. College	L, 0-3
at Miss. College	L, 2-3
Nashville U.	W, 9-3
Nashville U.	W, 2-0

1910 (7-9)

Coach J.W. Mayhew

Miss. College	W, 5-2
Miss. College	L, 3-7
Miss. College	L, 2-5
at Mississippi	W, 2-1
at Mississippi	L, 5-8
at Mississippi	W, 3-1
at Union	L, 1-2
at Union	W, 3-0
at Centenary	W, 16-4
at Centenary	W, 5-0
at Centenary	L, 2-13
at Louisiana Tech	L, 0-1
at Louisiana Tech	L, 0-2
at Louisiana Tech	W, 5-2
Texas AGM	L, 0-2
Texas AGM	L, 1-6

1911 (8-7)

Coach J.W. Mayhew

Tulane	W, 3-2
Tulane	L, 5-6
Miss. College	L, 3-8
Miss. College	W, 8-2

Miss. College	W, 5-3
Mississippi	W, 5-4
Mississippi	W, 11-6
Mississippi	W, 4-2
at Tulane	L, 3-5
at Tulane	L, 2-3
Miss. College	L, 0-3
Miss. College	W, 4-0
at Miss. State	L, 0-1
at Miss. State	W, 2-1
at Miss. State	L, 0-5

1912 (8-6)

Coach Bob Pender

SW Louisiana	W, 8-4
SW Louisiana	W, 19-2
Miss. College	L, 4-6
Miss. College	W, 11-1
Cleveland (NL)	L, 0-13
at Tulane	L, 1-5
at Tulane	W, 6-3
at Miss. College	W, 5-4
at Miss. State	L, 5-6
at Miss. State	L, 3-5
at Miss. State	L, 0-2
Tulane	W, 5-3
Tulane	W, 9-6
U.S.S. Nebraska	W, 2-1

1913 (7-11)

Coach Bob Pender

Jefferson Coll.	W, 7-1
Detroit (AL)	L, 0-17
Detroit (AL)	L, 5-13
SW Louisiana	W, 4-3
SW Louisiana	W, 8-4
Tulane	W, 4-2
Tulane	W, 12-2
at Texas	L, 6-13
at Texas	L, 3-10
at Southwestern (Texas)	W, 9-3
at Southwestern (Texas)	L, 1-10
at Texas AGM	L, 9-11
Miss. State	L, 2-10
Miss. State	L, 4-7
Miss. State	L, 7-1
at Tulane	L, 0-2
Tulane	L, 3-4
Southwestern (Texas)	W, 8-6

1914 (4-8)

Coach Doc Stroud

SW Louisiana	W, 6-5
Mississippi	L, 1-3
Mississippi	Loss
La. College	W, 18-2
Tulane	L, 0-3
Tulane	L, 5-13
at Natalbany Reds (Semi-Pro)	L, 2-7
at Rice	L, 3-5
at Rice	L, 6-9
at SW Louisiana	L, 0-10
at St. Charles Coll.	W, 5-1
Tulane	W, 5-4

1915 (10-9-1)

Coach Doc Stroud

Detroit (AL)	L, 3-9
Loyola	W, 10-2
Loyola	W, 12-1
Jefferson College	W, 7-6
Jefferson College	T, 3-3
SW Louisiana	W, 7-1

SW Louisiana	L, 4-9
Donaldsonville	W, 8-3
at Millsaps	W, 6-5
Tulane	W, 6-5
Tulane	W, 19-1
at Mississippi	L, 1-3
at Mississippi	W, 3-2
at Miss. State	L, 1-2
at Miss. State	L, 1-4
at Alabama	L, 4-10
at Alabama	L, 2-9
at Miss. College	W, 6-4
at Tulane	L, 1-2
at Tulane	L, 0-7

1916 (15-8)**Coach Doc Stroud**

Jefferson College	L, 1-2
Jefferson College	W, 7-4
Millsaps	W, 18-2
Miss. College	W, 3-2
Miss. College	W, 13-2
New York (NL)	L, 1-4
Illinois	W, 1-0
Illinois	W, 4-3
at SW Louisiana	W, 1-0
at St. Charles College	W, 14-4
at Rice	W, 3-0
at Rice	W, 1-0
at Texas A&M	L, 0-1
at Texas A&M	L, 3-6
at Baylor	W, 4-1
at Baylor	L, 8-11
Alabama	L, 8-9
Alabama	L, 2-3
Tulane	W, 2-0
Tulane	W, 14-8
Tulane	W, 16-1
Tulane	L, 2-6
Bogalusa (Pro)	W, 6-2

1917 (7-4-2)**Coach Doc Stroud**

at Jefferson College	L, 1-2
St. Charles College	W, 6-0
St. Charles College	W, 5-2
Texas A&M	T, 3-3
at Texas A&M	L, 3-6
at Jefferson College	W, 4-1
Jefferson College	W, 7-3
Illinois	W, 1-0
Illinois	W, 3-1
at Miss. State	T, 0-0
at Miss. State	L, 2-5
at Alabama	L, 2-12
at Alabama	W, 13-2

1918 (8-4)**Coach Doc Stroud**

Jefferson College	W, 5-0
at Jefferson College	W, 7-0
at Jefferson College	W, 15-8
U.S.N.R. (N.O.)	L, 1-4
Miss. State	L, 1-2
Miss. State	W, 11-5
at Alabama	L, 0-2
at Alabama	W, 5-2
at Miss. State	W, 1-0
at Miss. State	W, 1-0
at Alabama	L, 2-4
at Alabama	W, 1-0

1919 (12-4)**Coach Doc Stroud**

Jefferson College	W, 2-1
Jefferson College	W, 9-0
La. College	W, 9-0
La. College	W, 8-0
K. of C. (B.R.)	W, 8-1
SW Louisiana	W, 10-3
SW Louisiana	W, 12-0
Miss. College	W, 17-0
Miss. College	W, 8-2
Stanocolas (B.R.)	W, 7-3
at Tulane	L, 1-5
at Miss. College	W, 9-5
at Miss. State	L, 0-5
at Alabama	L, 1-2
at Alabama	L, 0-9
Tulane	W, 7-1

1920 (10-8-1)**Coach Doc Stroud**

U.S. Marine (3rd Div.)	L, 1-8
Jefferson College	W, 5-2
Jefferson College	L, 2-5
at Millsaps	W, 9-0
at Mississippi	L, 0-2
at Mississippi	L, 4-5
Spring Hill	W, 4-1
Spring Hill	W, 5-0
Millsaps	W, 5-1
Millsaps	W, 3-2
Alabama	L, 1-6
Alabama	L, 4-5
at Miss. State	W, 4-2
at Meridian (CSL)	W, 11-4
at Alabama	L, 0-4
at Alabama	L, 1-4
La. Tech	W, 4-3
La. Tech	W, 4-0
Stanocolas (BR)	T, 2-2

1921 (9-11-1)**Coach Doc Stroud**

Jefferson College	W, 10-4
Jefferson College	W, 10-1
Spring Hill	L, 15-16
Indianapolis (Pro)	L, 0-10
Mississippi	W, 5-4
Mississippi	L, 3-4
Miss. State	L, 0-1
Miss. State	L, 0-6
Miss. College	W, 4-1
Miss. College	W, 5-2
Hattiesburg Normal	L, 2-3
Alabama	L, 0-4
Alabama	W, 5-4
Miss. College	T, 3-3
Miss. College	W, 4-2
Miss. College	L, 0-1
Miss. College	L, 0-2
Spring Hill	W, 11-0
Spring Hill	L, 1-3
Stanocolas (B.R.)	W, 12-1
Stanocolas (B.R.)	L, 3-8

1922 (7-6)**Coach Branch Bocock**

Miss. College	L, 1-7
Miss. State	L, 5-9
Miss. State	W, 5-4
New Orleans (S.L.)	L, 0-15
at Loyola N.O.	W, 12-5
at Loyola N.O.	L, 1-4

Mississippi	W, 8-3
Mississippi	W, 4-1
Texas	L, 3-5
Texas	W, 9-8
at Miss. College	W, 4-1
at Miss. College	L, 3-4
at Alabama	W, 8-6

1923 (8-9-2)**Coach Branch Bocock**

Mississippi	L, 1-2
Mississippi	W, 3-2
at Miss. College	W, 4-
at Miss. College	L, 3-8
at Miss. State	L, 2-8
at Miss. State	L, 1-2
Illinois	L, 3-13
Illinois	T, 6-6
Spring Hill	W, 4-1
Alabama	L, 6-9
Alabama	L, 4-5
at Tulane	W, 4-2
at Tulane	L, 3-6
at Spring Hill	L, 0-6
at Spring Hill	W, 12-6
at St. Stanislaus	W, 5-2
at St. Stanislaus	W, 13-7
Tulane	W, 6-5
Tulane	T, 6-6

1924 (4-9)**Coach Moon Ducote**

at SW Louisiana	W, 11-1
at SW Louisiana	W, 9-4
Miss. State	L, 5-14
Spring Hill	W, 5-3
Spring Hill	L, 3-13
Illinois	L, 4-8
Illinois	L, 5-6
Miss. College	L, 2-3
Miss. College	L, 4-6
Tulane	L, 3-7
Tulane	W, 4-3
at Tulane	L, 4-8
at Tulane	L, 1-2

1925 (5-9-2)**Coach Mike Donahue**

Stanocolas	W, 5-2
SW Louisiana	L, 4-9
Stanocolas	W, 7-2
Stanocolas	T, 9-9
Chicago (AL)	L, 7-17
Iowa	L, 3-4
Iowa	T, 4-4
at Tulane	L, 5-6
at Tulane	L, 6-7
Tulane	W, 7-4
Tulane	W, 14-7
at Miss. State	L, 4-10
at Miss. State	L, 6-17
at La. Tech	L, 3-6
at La. Tech	W, 27-6
at La. Tech	L, 2-7

1926 (10-6-1)**Coach Mike Donahue**

B.R. YMCA	W, 6-0
Miss. State	L, 4-12
Indiana	W, 17-11
Indiana	T, 3-3
at SW Louisiana	W, 9-2
at Miss. State	L, 3-1

at Miss. State	W, 9-7
at Mississippi	L, 2-5
at Mississippi	L, 2-5
Tulane	W, 2-0
at Tulane	L, 2-4
at Tulane	W, 4-2
at La. Normal	W, 3-2
at La. Normal	W, 6-3
La. Tech	W, 9-3
La. Tech	L, 1-4
La. Tech	W, 1-0

1927 (8-6)**Coach Harry Rabenhorst**

SW Louisiana	W, 6-0
SW Louisiana	W, 3-2
at La. Tech	W, 7-2
at Centenary	L, 2-6
at Centenary	L, 3-5
at Loyola N.O.	W, 11-4
at Loyola N.O.	L, 7-9
Loyola N.O.	W, 5-0
Loyola N.O.	W, 11-5
Alabama	L, 1-6
Alabama	L, 1-2
Stanocolas	L, 5-6
Tulane	W, 7-1
Tulane	W, 4-0

1928 (7-11)**Coach Harry Rabenhorst**

Stanocolas	L, 2-3
Stanocolas	W, 6-4
Iowa	L, 1-13
Iowa	L, 0-3
Notre Dame	L, 3-5
at Tulane	L, 4-7
at Alabama	W, 1-0
at Alabama	L, 3-7
Miss. State	W, 1-0
Miss. State	L, 0-12
at Loyola N.O.	W, 12-4
at Loyola N.O.	W, 9-8
Tulane	W, 7-6
Tulane	L, 3-6
La. Normal	W, 13-0
La. Normal	L, 2-10
Louisiana Tech	L, 13-14
Louisiana Tech	L, 3-7

1929 (3-6)**Coach Harry Rabenhorst**

Illinois	L, 4-7
Illinois	W, 9-6
Alabama	L, 2-9
Alabama	L, 0-1
Mississippi	L, 0-7
at Tulane	W, 8-6
at Tulane	L, 0-3
Tulane	L, 6-7
Tulane	W, 5-4

1930 (6-8)**Coach Harry Rabenhorst**

Miss. S.C.	W, 6-5
Baton Rouge (CSL)	Loss
at Miss. State	L, 4-8
at Miss. State	L, 4-8
at Alabama	L, 3-18
at Alabama	L, 0-5
at Mississippi	Loss
at Mississippi	Loss
Spring Hill	L, 5-6

Spring Hill	W, 5-4
at Tulane	W, 8-4
at Tulane	W, 12-4
Tulane	W, 12-4
Tulane	W, 10-1

1931 (3-6-1)

Coach Harry Rabenhorst

Minnesota	W, 6-4
Alabama	L, 1-7
Alabama	T, 18-18
Miss. State	W, 7-3
Miss. State	L, 2-8
at Miss. State	W, 2-1
at Alabama	L, 3-13
Baton Rouge (CSL)	L, 6-9
Mississippi	L, 3-5
Mississippi	L, 5-7

1932 (4-7-1)

Coach Harry Rabenhorst

Miss. State	W, 7-6
Miss. State	L, 6-8
at Alabama	L, 0-7
at Alabama	L, 5-28
at Miss. State	L, 0-12
at Miss. State	L, 10-13
Alabama	L, 4-9
Alabama	T, 3-3
Baton Rouge (CSL)	Loss
Tulane	W, 7-1
Tulane	W, 6-2
Tulane	W, 11-10

1933 (3-7)

Coach Harry Rabenhorst

Miss. State	L, 0-3
Miss. State	L, 2-9
Louisiana Tech	L, 0-12
Louisiana Tech	W, 11-2
at Miss. State	L, 0-1
at Miss. State	W, 17-5
Baton Rouge (CSL)	L, 0-12
Baton Rouge (CSL)	W, 8-4
at Louisiana Tech	L, 8-9
at Louisiana Tech	L, 2-4

1934 (6-8-1)

Coach Harry Rabenhorst

Longview	L, 3-4
Alabama	L, 1-13
Alabama	L, 1-15
Miss. State	L, 2-11
Louisiana Tech	W, 6-0
Louisiana Tech	L, 3-4
Baton Rouge (CSL)	T, 2-2
at Miss. S.C.	W, 10-9
Miss. S.C.	L, 6-25
at Alabama	L, 7-10
at Alabama	L, 8-13
Mississippi	W, 10-6
Mississippi	W, 6-5
at Louisiana Tech	W, 5-0
at Louisiana Tech	W, 6-1

1935 (8-7)

Coach Harry Rabenhorst

Purdue	W, 4-3
Purdue	W, 11-1
Alabama	L, 0-10
Alabama	W, 3-2
at Opelousas (Pro)	L, 1-3

at Alabama	L, 0-6
at Alabama	L, 2-3
at Miss. State	L, 5-15
at Miss. State	L, 5-6
Miss. State	W, 5-2
Miss. State	L, 2-16
Mississippi	W, 1-0
Mississippi	W, 5-4
Louisiana Tech	W, 5-4
Louisiana Tech	W, 9-6

1936

(15-4) Coach Harry Rabenhorst

Miss. College	W, 11-4
Miss. College	W, 6-5
Minnesota	W, 13-6
Minnesota	W, 12-1
Alabama	W, 6-3
Alabama	L, 5-11
Miss. State	W, 6-0
at Auburn	W, 6-4
at Auburn	W, 16-4
at Lanier H.S.	W, 23-2
at Alabama	L, 8-9
at Alabama	L, 8-10
at Miss. State	L, 3-4
at Miss. State	W, 3-2
at Louisiana Tech	W, 13-1
at Louisiana Tech	W, 6-1
at Monroe All-Stars	W, 8-0
Mississippi	W, 8-1
Mississippi	W, 28-7

1937 (12-14)

Coach Harry Rabenhorst

Southeastern La.	L, 1-10
Miss. College	W, 6-0
Miss. College	W, 7-0
Iowa	W, 5-4
Iowa	W, 6-4
Miss. State	L, 1-5
Miss. State	L, 4-10
Northwestern III.	L, 1-3
Northwestern III.	W, 6-5
Alabama	L, 2-15
Alabama	L, 3-13
at Miss. State	L, 4-5
at Miss. State	L, 2-13
at Alabama	L, 1-9
at Alabama	L, 0-15
Louisiana Tech	W, 6-1
Louisiana Tech	L, 5-9
Tulane	W, 17-13
Tulane	W, 10-5
at Mississippi	L, 0-16
Mississippi	W, 6-3
Mississippi	L, 5-11
at Tulane	W, 11-10
at Tulane	W, 7-6
at Louisiana Tech	L, 4-6
at Louisiana Tech	W, 4-2

1938 (7-8-1)

Coach Harry Rabenhorst

Minnesota	L, 5-6
Essos	L, 2-5
Alabama	L, 6-7
Northwestern III.	W, 7-6
Northwestern III.	W, 6-4
at Mississippi	T, 0-0
at Alabama	L, 4-5
at Alabama	L, 5-12

at Miss. State	L, 1-4
at Miss. State	W, 8-1
Louisiana Tech	W, 12-7
Louisiana Tech	W, 7-1
Mississippi	L, 3-4
Mississippi	W, 11-5
Tulane	L, 6-8
Tulane	W, 17-7

1939 (22-6)

Coach Harry Rabenhorst

SEC Champions

NY Giant Yannigens	W, 20-2
Minnesota	W, 7-4
Minnesota	W, 6-3
Minnesota	W, 4-0
Minnesota	W, 6-0
at Abbeville	L, 2-18
Northwestern III.	W, 8-5
Northwestern III.	L, 2-6
Mississippi	L, 5-8
Mississippi	W, 8-0
Alabama	W, 9-2
Alabama	W, 4-3
N. Illinois Tech	W, 18-6
Miss. State	W, 8-3
Miss. State	W, 4-1
at Alabama	W, 8-7
at Alabama	L, 9-10
at Miss. State	W, 5-4
at Tulane	W, 11-3
at Tulane	W, 10-1
Tulane	W, 16-0
at Essos (Semi-pro)	W, 4-0
at Northwestern III.	W, 6-1
at Northwestern III.	W, 20-12
at Minnesota	L, 2-9
at Minnesota	L, 2-3
at Minnesota	W, 5-0
at Luther College	W, 4-3

1940 (16-5)

Coach Harry Rabenhorst

New Orleans (Pro)	W, 5-4
Northwestern III.	W, 10-1
Northwestern III.	W, 4-0
Minnesota	W, 7-4
Minnesota	W, 5-1
Illinois	L, 1-2
Illinois	W, 2-0
Alabama	L, 4-6
Alabama	L, 4-7
Miss. State	W, 7-0
Miss. State	W, 8-2
at Alabama	L, 4-7
at Miss. State	W, 21-5
at Mississippi	W, 6-3
at Mississippi	W, 4-1
Mississippi	W, 3-0
Mississippi	W, 4-0
Tulane	W, 17-1
Tulane	W, 10-1
at Tulane	L, 4-5
at Tulane	W, 9-1

1941 (10-13)

Coach Harry Rabenhorst

Minnesota	W, 2-1
Minnesota	W, 2-1
Nashville (Pro)	L, 1-5
Illinois	L, 2-7
Illinois	W, 6-5

Miss. State	L, 0-14
Miss. State	W, 10-2
Northwestern III.	W, 10-8
Iowa	W, 3-2
Iowa	L, 2-3
Alabama	W, 7-6
Alabama	W, 10-5
at Alabama	L, 2-3
at Alabama	L, 5-10
Miss. State	L, 1-4
Miss. State	L, 4-5
Tulane	W, 4-0
Tulane	L, 2-7
at Tulane	W, 2-1
at Tulane	L, 1-3
Ole Miss	L, 2-3
Ole Miss	L, 3-4
at Essos (Pro)	L, 3-4

1942 (9-9)

Coach Harry Rabenhorst

Nashville (Pro)	L, 3-4
at Essos (Pro)	L, 4-5
Nashville (Pro)	W, 11-3
at Pensacola Naval	L, 4-7
at Pensacola Naval	W, 9-6
Miss. State	L, 0-1
Miss. State	W, 3-2
at Essos (Pro)	L, 3-14
Alabama	L, 3-11
Alabama	L, 3-9
at Miss. State	W, 4-1
at Miss. State	L, 3-26
at Tulane	W, 5-4
at Tulane	L, 6-7
Tulane	W, 9-2
Tulane	W, 13-2
at Mississippi	W, 12-1
at Mississippi	W, 4-1

1943 (13-8)

Coach A.L. Swanson

SEC Champions

at Camp Livingston	L, 1-4
at Camp Livingston	L, 8-10
at New Orleans Naval	L, 2-3
Miss. State	W, 6-3
Miss. State	W, 4-0
Mississippi	W, 4-1
Mississippi	W, 6-0
at Camp Shelby	W, 15-1
at Alabama	W, 2-1
at Alabama	L, 1-6
at Miss. State	W, 16-5
at Miss. State	L, 5-6
at Mississippi	W, 6-1
at Mississippi	W, 6-4
at Selman Field	W, 11-7
at Camp Livingston	L, 6-10
at Tulane	W, 7-3
at Tulane	W, 7-3
Tulane	W, 5-4
Tulane	L, 3-8
New Orleans Naval	L, 3-11

1944 (4-8)

Coach A.L. Swanson

at Camp Livingston	L, 4-5
at Camp Livingston	L, 1-10
Lake Charles Air Base	W, 4-2
at Selman Field	L, 1-4
at Selman Field	L, 3-10

SW Louisiana	L, 3-6
Hardin Field	L, 0-2
at Tulane	W, 5-3
at Tulane	L, 3-8
at SW Louisiana	W, 9-5
Tulane	W, 3-1
Tulane	L, 0-1

1945 (11-7)**Coach A.L. Swanson**

Algiers Naval	W, 10-0
Alexandria Air Base	W, 2-1
Keesler Field	W, 8-4
Selman Field	W, 6-2
Tulane	W, 7-5
Tulane	L, 6-10
Tulane	W, 5-1
Alexandria Air Base	L, 2-6
Alabama	L, 5-11
Alabama	W, 16-9
Miss. State	W, 6-0
Miss. State	W, 14-0
Selman Field	L, 2-18
Camp Shelby	L, 5-6
Keesler Field	L, 3-7
BR All Stars	W, 2-0
BR All Stars	L, 3-7

1946 (10-5)**Coach Harry Rabenhorst****SEC Champions**

Trout-Goodpine	W, 3-2
Miss. State	W, 21-0
Miss. State	W, 19-1
Mississippi	L, 3-4
Mississippi	L, 5-6
Miss. State	W, 9-6
Miss. State	W, 12-1
Alabama	W, 4-3
Alabama	W, 13-2
Alabama	L, 2-5
Alabama	W, 7-2
Pensacola Naval	L, 2-3
Pensacola Naval	L, 0-7
Tulane	W, 7-4
Tulane	W, 4-2

1947 (10-9-1)**Coach Harry Rabenhorst**

Southeastern La.	W, 16-5
Northwestern Ill.	L, 12-13
Louisiana Tech	W, 9-8
Louisiana Tech	W, 6-3
Iowa	T, 6-6
Iowa	L, 1-6
Miss. State	L, 5-9
Miss. State	W, 5-4
Illinois Wesleyan	W, 11-8
N. Ill. St. Teachers	W, 21-7
Alabama	L, 2-4
Miss. State	W, 13-3
Miss. State	L, 4-7
Alabama	L, 2-4
Alabama	W, 4-3
Keesler Field	W, 8-0
Tulane	W, 15-3
Tulane	L, 2-9
Tulane	L, 3-5
Tulane	L, 2-7

1948 (7-14-1)**Coach Harry Rabenhorst**

Illinois	L, 0-7
Illinois	T, 3-3
Northwestern Ill.	L, 4-5
Keesler Field	W, 17-8
at Houma	W, 14-10
N. Ill. St. Teachers	W, 3-2
Miss. State	L, 3-5
Miss. State	W, 17-16
Alabama	L, 2-5
Alabama	W, 8-7
at Miss. State	L, 2-6
at Miss. State	L, 8-15
at Alabama	L, 0-13
at Alabama	L, 3-5
at Keesler Field	L, 2-6
at Mississippi	W, 6-5
at Mississippi	L, 10-17
at Tulane	L, 8-11
Tulane	L, 4-5
Tulane	L, 4-6
Tulane	W, 7-6
SW Louisiana	L, 6-10

1949 (6-11)**Coach Harry Rabenhorst**

Keesler Field	L, 1-5
Illinois Wesleyan	L, 2-8
BR Red Sticks (Pro)	W, 8-7
Miss. State	L, 7-9
Miss. State	L, 7-9
at Alabama	W, 4-0
at Alabama	L, 4-5
at Miss. State	L, 2-7
at Miss. State	L, 4-16
Alabama	L, 6-8
Alabama	L, 0-8
Mississippi	W, 8-2
Mississippi	W, 5-3
Tulane	W, 15-3
Tulane	W, 2-1
at Tulane	L, 4-5
at Tulane	L, 3-4

1950 (5-9-1)**Coach Harry Rabenhorst**

Keesler Field	W, 10-2
Miss. State	W, 11-2
Alabama	L, 4-5
Alabama	L, 3-5
Purdue	W, 8-4
Purdue	W, 4-1
at Alabama	L, 3-5
at Alabama	L, 11-15
at Miss. State	W, 4-3
at Miss. State	L, 2-5
at Miss. State	L, 1-7
BR Essos	L, 0-3
at BR Essos	L, 5-10
at Tulane	L, 6-8
at Tulane	T, 2-2

1951 (10-6)**Coach Harry Rabenhorst**

Illinois	W, 3-2
Illinois	W, 2-1
Illinois Wesleyan	W, 18-6
Alabama	L, 5-8
Alabama	W, 5-1
Auburn	W, 5-2
Auburn	W, 3-0
BR Red Sticks	W, 11-7
at Mississippi	L, 2-8

at Mississippi	L, 1-4
at Miss. State	W, 16-2
Mississippi	W, 6-5
at Tulane	L, 6-17
at Tulane	L, 3-5
Tulane	L, 1-2
Tulane	W, 7-3

1952 (9-11)**Coach Harry Rabenhorst**

Southern Illinois	L, 3-7
Crowley Millers	W, 6-5
at Alabama	L, 0-2
at Alabama	L, 2-11
at Auburn	L, 4-5
at Auburn	L, 6-7
Mississippi	W, 6-1
Mississippi	L, 2-9
BR Red Sticks	W, 10-2
at Crowley Millers	L, 8-13
Miss State	W, 4-0
Miss. State	W, 10-9
at Miss. State	W, 7-6
at Miss. State	L, 7-8
at Mississippi	W, 8-5
at Mississippi	W, 6-5
Tulane	W, 4-3
Tulane	L, 8-11
at Tulane	L, 1-3
at Tulane	L, 10-18

1953 (8-10)**Coach Harry Rabenhorst**

Auburn	L, 5-6
Auburn	W, 11-7
at Loyola	W, 17-13
Loyola	L, 3-5
Mississippi	W, 10-9
Mississippi	W, 10-6
Miss. State	L, 0-13
Miss. State	L, 1-2
Alabama	W, 10-1
Alabama	W, 11-2
at Mississippi	L, 2-10
at Miss. State	L, 7-16
at Miss. State	W, 11-4
at Tulane	L, 7-8
at Tulane	L, 1-3
Ponchatoula Athletics	L, 11-12
Tulane	W, 10-4
Tulane	L, 7-8

1954 (8-11)**Coach Harry Rabenhorst**

SE Louisiana	W, 6-3
Miss. State	L, 6-7
Miss. State	W, 7-4
at Loyola	W, 15-8
at Tulane	L, 0-4
at Tulane	L, 9-14
Cincinnati	L, 4-10
at Miss. State	L, 1-7
at Miss. State	L, 1-2
at Alabama	L, 8-13
at Alabama	W, 9-6
Loyola	W, 6-5
at Mississippi	L, 0-10
Vanderbilt	L, 3-5
Vanderbilt	W, 13-3
Mississippi	W, 6-3
Mississippi	W, 7-0
Tulane	L, 1-5
Tulane	L, 1-3

1955 (6-17)**Coach Harry Rabenhorst**

at Shell Oilers	L, 2-5
at Florida State	L, 3-5
at Florida Southern	L, 4-6
at Florida Southern	W, 6-4
Shell Oilers	W, 11-4
Mississippi	L, 2-6
Mississippi	L, 3-16
at Miss. State	W, 9-4
at Miss. State	L, 2-3
at Alabama	L, 2-7
BR Red Sticks	L, 8-12
Loyola	L, 3-10
Alabama	L, 3-10
Alabama	L, 1-3
at Mississippi	L, 3-9
at Mississippi	L, 2-3
Miss. State	L, 0-12
Miss. State	L, 10-13
at Loyola	L, 6-8
Tulane	W, 4-3
Tulane	W, 12-6
at Tulane	L, 7-8
at Tulane	W, 5-3

1956 (9-11)**Coach Harry Rabenhorst**

SE La. College	L, 7-13
Shell Oilers	W, 6-5
Alabama	W, 1-0
Alabama	L, 1-2
Alabama	L, 5-8
at Mississippi	W, 2-1
at Mississippi	L, 2-8
at Mississippi	L, 0-11
at Centenary	L, 1-2
Tulane	W, 5-4
Tulane	L, 6-8
at Vanderbilt	L, 7-10
at Vanderbilt	W, 14-2
at Vanderbilt	W, 13-4
Mississippi State	W, 3-0
Mississippi State	L, 1-10
Mississippi State	L, 1-10
Mississippi State	W, 5-2
Loyola	W, 10-4
at Tulane	L, 1-7
at Tulane	L, 8-10

1957 (8-11)**Coach Ray Didier**

SE Louisiana	W, 11-2
Alabama	W, 3-2
Alabama	L, 0-2
Mississippi	W, 9-1
Mississippi	L, 0-4
Mississippi	L, 5-6
SE Louisiana	L, 3-11
Shell Oilers	L, 1-6
Loyola	L, 4-12
Tulane	L, 5-8
Vanderbilt	L, 7-8
Vanderbilt	W, 3-1
Vanderbilt	L, 0-2
Centenary	W, 7-5
Mississippi State	L, 1-4
Mississippi State	L, 1-4
Mississippi State	W, 2-0
Tulane	W, 4-1
Tulane	W, 1-0

1958 (14-11)

Coach Ray Didier

Southwestern La.	L, 2-8
Southern Illinois	W, 5-4
Southern Illinois	L, 4-5
Southern Illinois	W, 13-10
Mississippi State	L, 2-5
Mississippi State	W, 7-3
Alabama	L, 1-6
Alabama	W, 9-3
N. Illinois	L, 3-5
Southwestern (Memphis)	W, 8-7
Southeastern La.	L, 10-11
Tulane	W, 7-4
Tulane	W, 5-4
Mississippi	L, 1-5
Loyola	W, 6-2
Mississippi	W, 2-1
Mississippi	L, 4-5
Alabama	L, 8-11
Alabama	L, 4-6
Southwestern La.	W, 5-2
Tulane	W, 16-14
Tulane	W, 6-0
Loyola	L, 5-6
Mississippi State	W, 3-1
Mississippi State	W, 7-5

1959 (16-17)

Coach Ray Didier

Loyola	W, 14-10
Southwestern	W, 7-0
at Southwestern	L, 4-8
N. Illinois	W, 3-1
S. Illinois	L, 6-11
Northeast La.	L, 0-2
Northeast La.	L, 15-16
Northeast La.	L, 2-7
Northeast La.	W, 6-1
Mississippi State	W, 10-0
at Mississippi State	L, 0-7
Northwestern	W, 8-3
Oklahoma	L, 3-4
Wheaton	W, 21-4
Mississippi	L, 0-7
Mississippi	W, 8-5
Mississippi State	L, 6-8
Mississippi State	W, 6-4
Alabama	W, 4-3
Alabama	L, 3-8
Mississippi State	L, 2-3
Mississippi State	L, 3-4
Loyola	W, 5-4
Alabama	W, 5-1
Alabama	W, 9-3
at Mississippi	L, 4-7
at Mississippi	L, 5-9
at Southwestern	L, 1-2
Tulane	L, 7-9
Tulane	W, 6-1
Southwestern	W, 7-5
at Tulane	W, 4-3
at Tulane	L, 2-3

1960 (15-14)

Coach Ray Didier

at Loyola	L, 9-12
Southwestern	W, 9-1
Southeastern	W, 7-5
N. Illinois	W, 11-0
N. Illinois	W, 5-1
Mississippi	W, 5-4
Mississippi	L, 3-5

Alabama	W, 5-2
at Mississippi State	L, 5-6
at Mississippi State	W, 8-7
at Mississippi	L, 0-7
at Mississippi	L, 2-13
Loyola	L, 1-5
at Southeastern	L, 1-11
Arkansas	W, 5-1
Mississippi State	W, 6-4
Baylor	L, 0-3
at Northeast	W, 7-6
Northwestern State	W, 3-2
at Mississippi State	L, 1-2
at Mississippi State	L, 9-10
Arkansas	L, 5-11
Tulane	W, 10-0
at Tulane	W, 10-3
at Southwestern	W, 4-3
Tulane	W, 5-0
Tulane	L, 1-2
at Alabama	L, 5-6
at Alabama	L, 1-7

1961 (20-5)

Coach Ray Didier

SEC Champions

at Loyola	W, 4-3
Northeast La.	W, 10-4
Southwestern La.	W, 13-1
Mississippi State	W, 4-2
Mississippi State	L, 4-8
Mississippi	W, 4-3
Mississippi	W, 2-1
DePaul	W, 5-4
DePaul	W, 10-0
at Mississippi	W, 4-3
at Mississippi	L, 1-6
at Southeastern	W, 13-1
at Tulane	W, 13-3
at Tulane	L, 2-3
at Southwestern La.	W, 7-6
at Mississippi St.	W, 3-2
at Mississippi St.	W, 4-2
at Alabama	W, 16-3
at Alabama	L, 0-5
Loyola	L, 2-4
Alabama	W, 3-1
Tulane	W, 6-3
Tulane	W, 5-3

SEC PLAYOFFS

at Auburn	W, 4-3
Auburn	W, 6-5

1962 (15-11-1)

Coach Ray Didier

at Loyola	L, 2-7
at Loyola	L, 1-2
Northwestern U.	W, 5-1
Northern Illinois	W, 10-8
Northern Illinois	W, 3-0
Tulane	W, 4-0
Tulane	L, 3-8
Northeast La.	W, 5-0
Oklahoma	W, 5-4
at Mississippi	W, 3-2
at Mississippi	L, 3-7
at Alabama	L, 1-7
at Alabama	W, 4-0
Mississippi	W, 12-5
Mississippi	W, 7-1
Mississippi State	W, 4-3
Mississippi State	L, 3-5
Alabama	T, 4-4

Alabama	L, 2-3
Southeastern La.	L, 2-3
Loyola	W, 4-3
Loyola	L, 2-6
at Mississippi State	L, 2-3
at Mississippi State	L, 3-4
at Southeastern La.	W, 8-6
Tulane	W, 2-0
Tulane	W, 7-3

1963 (16-10)

Coach Ray Didier

Southeastern La.	W, 7-5
Mississippi State	W, 2-1
at Loyola	W, 6-1
Illinois	W, 2-0
at Tulane	W, 2-1
at Tulane	L, 2-4
Northern Illinois	L, 5-6
Alabama	L, 3-14
Alabama	L, 6-13
Mississippi	L, 5-6
Mississippi	L, 3-7
at Mississippi State	W, 6-3
at Mississippi State	W, 4-1
Loyola	L, 1-5
Arkansas	W, 10-5
Arkansas	W, 10-2
at Mississippi	L, 4-5
at Mississippi	W, 10-3
at Alabama	W, 3-2
at Alabama	L, 3-10
at Loyola	L, 5-8
Mississippi State	W, 8-4
Mississippi State	W, 7-3
at Southeastern La.	W, 6-2
Tulane	W, 4-2
Tulane	W, 6-2

1964 (11-11-1)

Coach Jim Waldrop

Southeastern La.	W, 7-5
Memphis State	W, 4-2
at Loyola	L, 0-4
Memphis State	W, 3-2
at Loyola	L, 0-7
Tulane	L, 0-3
Tulane	L, 1-3
Northern Illinois	L, 1-7
Northern Illinois	L, 0-5
Notre Dame	W, 9-2
Notre Dame	W, 8-7
Alabama	W, 5-4
Alabama	L, 4-5
Mississippi	L, 3-4
Mississippi	L, 1-3
Mississippi State	L, 5-11
Mississippi State	W, 5-2
at Loyola	W, 6-5
at Alabama	W, 7-3
at Southeastern La.	W, 4-3
at Mississippi State	L, 2-14
at Mississippi State	W, 14-4
at Tulane	W, 7-5

1965 (6-13)

Coach Jim Waldrop

at Loyola	L, 3-4
Northern Illinois	W, 5-4
at Tulane	L, 4-6
at Tulane	L, 1-7
Loyola	L, 1-6
at Mississippi State	L, 2-5

at Alabama	L, 0-4
at Alabama	L, 2-11
Mississippi	L, 5-6
Mississippi	W, 8-5
MacMurray	W, 4-3
Mississippi State	W, 6-0
Mississippi State	L, 0-5
Alabama	L, 0-8
Alabama	L, 2-6
Tulane	W, 2-1
Tulane	W, 3-2
at Mississippi	L, 4-15
at Mississippi	L, 5-7

1966 (9-14)

Coach Jim Smith

Delta State	W, 4-2
Delta State	L, 4-6
at Loyola	L, 5-7
Tulane	L, 2-15
Tulane	L, 2-3
at Mississippi	L, 4-6
at Mississippi	L, 4-5
at Mississippi State	L, 2-9
at Mississippi State	L, 0-3
Illinois State	W, 10-3
Mississippi	W, 9-7
Mississippi	L, 2-5
Alabama	W, 2-1
Alabama	L, 0-1
Mississippi State	L, 1-9
Mississippi State	L, 0-1
Florida State	W, 3-2
Florida State	L, 0-1
Loyola	W, 7-0
at Alabama	L, 0-5
at Alabama	L, 1-6
at Tulane	W, 2-0
at Tulane	W, 1-0

1967 (17-13)

Coach Jim Smith

Kansas State	L, 0-1
Kansas State	L, 0-2
Texas Christian	L, 0-8
Texas Christian	W, 3-1
Southern Methodist	W, 5-1
Southern Methodist	W, 7-4
Northern Illinois	W, 6-4
Northern Illinois	W, 3-2
at Loyola	W, 9-0
Loyola	W, 7-0
at Mississippi State	L, 1-3
at Mississippi State	L, 1-3
at Mississippi State	W, 9-8
at Alabama	W, 3-2
at Alabama	L, 2-3
at Alabama	L, 4-7
Mississippi	L, 0-9
Mississippi	W, 6-3
Mississippi State	L, 0-2
Mississippi State	W, 6-3
Mississippi State	W, 5-3
at Tulane	L, 0-8
Tulane	W, 9-0
at Mississippi	L, 4-8
at Mississippi	W, 4-1
at Mississippi	L, 1-6
Alabama	W, 7-0
Alabama	W, 2-0
Alabama	W, 6-3
SEC WEST DIVISION PLAYOFF	
at Mississippi	L, 2-6

1968 (20-14)**Coach Jim Smith**

Loyola	W, 2-0
at Loyola	L, 0-2
Kansas State	W, 1-0
Kansas State	L, 1-3
Kansas State	W, 6-1
Kansas State	L, 1-6
at Tulane	W, 8-2
at Tulane	W, 5-1
Alabama	W, 3-1
Alabama	L, 0-1
Alabama	W, 10-1
Northeast La.	W, 5-1
Nicholls State	W, 4-0
USL	W, 8-0
Mississippi	L, 0-2
La. Tech	W, 4-0
at Mississippi	L, 2-5
at Mississippi	L, 2-5
at Mississippi	W, 8-5
at Mississippi State	W, 4-3
at Mississippi State	W, 4-2
at Mississippi State	L, 2-3
Mississippi	L, 0-4
Mississippi	W, 1-0
Mississippi	W, 5-1
Tulane	L, 0-1
Tulane	W, 5-2
Mississippi State	L, 3-6
Mississippi State	W, 3-0
Mississippi State	W, 4-3
at Alabama	W, 4-1
at Alabama	L, 0-1
at Alabama	L, 0-1

SEC WEST DIVISION PLAYOFF

Alabama	L, 4-6
---------	--------

1969 (11-24)**Coach Jim Smith**

Loyola	W, 2-0
Nicholls State	W, 13-6
at Southeastern La.	L, 3-4
Southern Illinois	L, 0-3
Southern Illinois	L, 1-8
Southern Illinois	L, 2-4
Southeastern La.	L, 2-11
Kansas State	L, 2-9
Kansas State	L, 1-3
Kansas State	W, 4-2
Kansas State	W, 3-2
at Loyola	W, 4-0
Southeastern La.	L, 1-4
Nicholls State	L, 3-7
Northeast La.	L, 1-3
Northern Illinois	W, 1-0
at Alabama	L, 1-10
at Alabama	L, 0-1
at Alabama	L, 6-7
Mississippi	L, 3-7
Mississippi	L, 1-4
at Mississippi State	L, 2-4
at Mississippi State	W, 6-4
at Mississippi State	L, 2-3
at Mississippi	L, 0-2
at Mississippi	W, 3-2
at Mississippi	L, 4-6
Tulane	W, 4-3
Mississippi State	L, 0-3
Mississippi State	W, 5-3
Mississippi State	L, 4-10
at Tulane	L, 2-10

Alabama	L, 0-5
Alabama	L, 1-2
Alabama	W, 12-3

1970 (16-19)**Coach Jim Smith**

Nicholls State	L, 2-4
Louisiana Tech	L, 2-3
Memphis State	W, 5-4
Memphis State	W, 2-1
Memphis State	L, 7-13
at Nicholls State	L, 3-4
Northeast La.	W, 1-0
Southern	W, 2-0
Nicholls State	W, 3-2
Mississippi	L, 2-8
Northern Illinois	L, 4-12
Southwestern La.	L, 2-9
SLC	W, 7-5
Alabama	W, 4-1
Alabama	L, 3-4
Alabama	W, 1-0
SLC	W, 16-3
Loyola	W, 6-3
at Mississippi	L, 2-3
at Mississippi	L, 1-10
at Mississippi	L, 0-1
at Southern Mississippi	W, 5-2
at Mississippi State	L, 3-5
at Mississippi State	L, 1-3
at Mississippi State	L, 3-5
at Loyola	W, 8-5
Mississippi	W, 4-0
Mississippi	W, 9-0
Mississippi	L, 3-9
at Tulane	L, 3-4
Mississippi State	L, 0-5
Southern Mississippi	W, 6-2
at Alabama	W, 6-0
at Alabama	L, 5-6
at Alabama	L, 0-4

1971 (20-16)**Coach Jim Smith**

at Rice	L, 1-2
at Rice	W, 3-0
at Rice	L, 9-10
Louisiana Tech	L, 0-2
Southeastern La.	W, 11-10
Nicholls State	L, 1-2
Southern Mississippi	L, 0-8
Florida	W, 2-1
Florida	L, 0-5
Florida	W, 6-3
Nicholls State	L, 0-3
South Alabama	W, 7-4
at Loyola	W, 2-1
Mississippi State	W, 2-0
Mississippi State	W, 3-1
Mississippi State	W, 9-1
at Tulane	W, 3-1
at Mississippi State	L, 1-2
at Mississippi State	L, 4-7
at Mississippi State	L, 2-11
Loyola	L, 7-9
Mississippi	L, 1-6
Mississippi	W, 3-2
Mississippi	L, 2-6
at Southeastern La.	W, 7-6
at Mississippi	W, 10-3
at Mississippi	W, 9-4
at Mississippi	L, 2-7
Tulane	W, 8-0

at Alabama	W, 3-2
at Alabama	W, 11-1
at Mississippi	W, 7-2
at Southern Mississippi	L, 0-5
Alabama	L, 5-6
Alabama	L, 2-5
Alabama	W, 5-4

1972 (21-21)**Coach Jim Smith**

Rice	W, 3-0
Rice	W, 1-0
Rice	W, 4-2
Loyola	W, 4-0
Kansas State	W, 2-1
Kansas State	W, 7-2
Kansas State	L, 3-4
Kansas State	W, 5-4
Kansas State	W, 5-3
Oklahoma	W, 9-1
Oklahoma	L, 1-9
Tulane	W, 6-2
Oklahoma	W, 1-0
Oklahoma	L, 1-3
at South Alabama	L, 0-5
at South Alabama	L, 2-3
at South Alabama	L, 3-4
at USCGA	W, 11-2
at Mississippi	L, 1-2
at Mississippi	L, 2-5
at Mississippi	L, 2-3
Mississippi State	W, 4-2
Mississippi State	L, 0-1
Mississippi State	L, 3-4
South Alabama	L, 4-6
South Alabama	W, 6-4
South Alabama	L, 6-9
Alabama	W, 7-3
Alabama	W, 5-4
Alabama	L, 6-10
Southern Mississippi	W, 5-3
at Mississippi State	L, 1-4
at Mississippi State	W, 4-3
at Mississippi State	L, 1-2
at Loyola	L, 3-4
at Alabama	W, 6-2
at Alabama	L, 8-12
at Alabama	L, 4-8
at Tulane	L, 3-5
Mississippi	W, 4-3
Mississippi	L, 4-7
Mississippi	W, 7-3

1973 (18-13)**Coach Jim Smith**

at Southern Mississippi	W, 2-0
at Southern Mississippi	W, 2-1
at South Alabama	L, 1-10
at South Alabama	L, 0-10
Memphis State	L, 1-7
Memphis State	W, 5-1
Memphis State	W, 2-1
at Tulane	W, 4-3
Coast Guard	W, 16-2
Coast Guard	W, 9-1
Tulane	W, 5-4
Tennessee	W, 3-0
Tennessee	W, 10-7
Tennessee	L, 7-8
Oklahoma State	L, 1-4
Oklahoma State	L, 2-5
at Mississippi State	L, 0-1
at Mississippi State	L, 5-6

at Alabama	L, 3-6
at Alabama	W, 2-1
Mississippi State	W, 6-0
Mississippi State	W, 3-2
Mississippi State	W, 3-0
Alabama	L, 0-3
Alabama	W, 3-2
Alabama	L, 3-5
South Alabama	W, 7-5
South Alabama	W, 4-3
at Mississippi	L, 8-12
at Mississippi	L, 12-15
at Mississippi	W, 8-3

1974 (18-17)**Coach Jim Smith**

Vanderbilt	W, 10-5
Vanderbilt	W, 8-7
Vanderbilt	L, 3-7
Vanderbilt	L, 3-5
at South Alabama	L, 0-1
at South Alabama	L, 0-2
at Tulane	W, 2-1
Illinois State	L, 2-5
Illinois State	W, 3-1
Drake	L, 2-3
Drake	W, 4-1
Drake	W, 6-5
Drake	W, 3-2
Drake	W, 2-1
at Mississippi	W, 5-0
at Mississippi	L, 0-1
at Mississippi	L, 4-9
Mississippi State	L, 1-3
Mississippi State	W, 6-2
Mississippi State	W, 3-1
Alabama	L, 6-7
Alabama	W, 3-2
Alabama	W, 6-4
Illinois Wesleyan	W, 4-2
Illinois Wesleyan	L, 1-4
at Mississippi State	L, 0-1
at Mississippi State	L, 2-3
at Alabama	L, 2-3
at Alabama	L, 1-10
Tulane	W, 6-3
Mississippi	W, 4-1
Mississippi	W, 4-0
Mississippi	L, 0-8
Southern Mississippi	W, 8-7

1975 (40-16)**Coach Jim Smith****SEC Champions****NCAA South Regional Participants**

Houston	L, 2-12
Houston	W, 5-1
Houston	L, 3-10
Houston	L, 4-10
Vanderbilt	W, 6-4
Vanderbilt	L, 2-7
Vanderbilt	W, 10-0
Vanderbilt	W, 17-1
Memphis State	W, 4-2
Memphis State	W, 2-1
Memphis State	W, 4-3
Illinois State	L, 2-4
Illinois State	W, 5-1
Kentucky	W, 1-0
Kentucky	W, 6-1
at Michigan State	W, 9-6
at Miami, Fla.	W, 3-1
at Michigan State	L, 4-18

at Miami, Fla.	L, 2-9
at Miami, Fla.	L, 0-13
Colgate	W, 5-1
Colgate	W, 5-0
Colgate	W, 4-2
Colgate	W, 10-2
Mississippi	W, 5-1
Mississippi	W, 3-2
Mississippi	W, 8-1
Alabama	W, 3-1
Alabama	L, 0-1
Alabama	W, 10-1
Northeast La.	W, 5-1
Nicholls State	W, 4-0
USL	W, 8-0
Mississippi	L, 0-2
La. Tech	W, 4-0
at Mississippi	L, 2-5
at Mississippi	L, 2-5
at Mississippi	W, 8-5
at Mississippi State	W, 4-3
at Mississippi State	W, 4-2
at Mississippi State	L, 2-3
Mississippi	L, 0-4
Mississippi	W, 1-0
Mississippi	W, 5-1
Tulane	L, 0-1
Tulane	W, 5-2
Mississippi State	L, 3-6
Mississippi State	W, 3-0
Mississippi State	W, 4-3
at Alabama	W, 4-1
at Alabama	L, 0-1
at Alabama	L, 0-1
SEC WEST DIVISION PLAYOFF	
Alabama	L, 4-6

1976 (19-23) Coach Jim Smith

at Houston	L, 5-6
at Houston	W, 9-4
at Houston	L, 3-6
at Houston	L, 1-11
at South Alabama	L, 6-17
at South Alabama	W, 6-3
Nicholls State	L, 6-7
at Nicholls State	W, 3-2
Alabama	W, 4-0
Mississippi	L, 2-5
Alabama	W, 11-2
Northwestern St.	W, 10-1
Princeton	L, 1-4
Princeton	W, 4-2
Princeton	W, 6-2
Ohio State	W, 8-6
Ohio State	L, 3-4
Mississippi	W, 5-3
Mississippi	W, 1-0
Mississippi	L, 2-4
at Mississippi State	L, 1-2
at Mississippi State	L, 5-6
at Mississippi State	L, 9-10
New Orleans	L, 3-10
Auburn	W, 4-3
Auburn	L, 2-5
Auburn	W, 3-2
at New Orleans	L, 2-9
Tulane	L, 1-2
at Alabama	W, 3-2
at Alabama	L, 0-1
at Alabama	L, 5-8
at Tulane	L, 1-5
Mississippi State	W, 4-1

Mississippi State	L, 0-2
Mississippi State	W, 4-2
at Mississippi	L, 0-2
at Mississippi	L, 1-6
at Mississippi	W, 5-4
at Auburn	W, 2-0
at Auburn	L, 1-5

1977 (17-27) Coach Jim Smith

Texas A&M	L, 0-15
Texas A&M	L, 1-2
Texas A&M	W, 9-2
Texas A&M	W, 4-2
at New Orleans	L, 5-6
Houston	L, 1-3
Nicholls State	L, 9-13
Nicholls State	W, 3-1
Miami, Fla.	W, 4-1
Miami, Fla.	W, 6-4
at Alabama	W, 17-10
at Alabama	L, 3-12
Illinois	W, 13-2
Illinois	W, 3-2
Illinois	W, 12-4
Mississippi	W, 7-5
Mississippi	L, 2-4
Mississippi	L, 1-4
at Auburn	L, 0-2
at Auburn	L, 2-10
at Auburn	L, 2-4
New Orleans	L, 4-6
Wisconsin	L, 3-10
Wisconsin	W, 4-1
at Tulane	L, 5-13
Illinois State	W, 2-0
Illinois State	L, 2-3
Wisconsin	W, 6-3
Wisconsin	W, 4-3
at Mississippi State	W, 11-8
at Mississippi State	L, 1-7
at Mississippi State	L, 1-7
Tulane	W, 5-2
Alabama	L, 2-3
Alabama	L, 4-7
Alabama	L, 4-10
at Mississippi	L, 1-5
at Mississippi	L, 4-5
at Mississippi	L, 4-10
Northwestern St.	W, 2-1
Auburn	W, 1-0
Auburn	L, 0-3
South Alabama	W, 5-4
South Alabama	L, 3-19

1978 (12-34) Coach Jim Smith

Texas A&M	L, 3-4
Texas A&M	L, 4-5
Texas A&M	L, 2-6
at Houston	L, 0-4
at Houston	W, 7-3
at Houston	L, 0-1
at Houston	L, 1-5
South Alabama	L, 2-4
South Alabama	L, 1-4
Miss. State	L, 1-2
Miss. State	W, 5-2
Miss. State	L, 1-4
Alabama	W, 3-2
Alabama	L, 0-3
Alabama	L, 2-16
at New Orleans	L, 0-7

at Mississippi	L, 2-3
at Mississippi	L, 1-2
at Mississippi	L, 7-27
Illinois St.	L, 7-9
Illinois St.	L, 0-4
Navy	W, 4-3
Navy	L, 4-7
Auburn	W, 1-0
Auburn	L, 0-3
Auburn	W, 1-0
at Tulane	W, 9-6
at Nicholls State	L, 5-6
at Nicholls State	L, 4-15
Tulane	L, 4-12
at Miss. State	L, 4-12
at Miss. State	L, 6-7
at Miss. State	L, 13-26
New Orleans	W, 4-3
at Alabama	L, 4-5
at Alabama	L, 1-8
at Alabama	L, 1-2
Nicholls State	L, 4-5
Mississippi	W, 3-2
Mississippi	W, 6-5
Mississippi	L, 4-5
Northwestern State	W, 3-0
Northwestern State	W, 2-1
at Auburn	L, 5-8
at Auburn	L, 4-5
at Auburn	L, 1-14

1979 (34-20) Coach Jack Lamabe

at Southwestern La.	W, 4-2
at Southwestern La.	W, 4-0
at Southwestern La.	W, 5-0
at Southwestern La.	W, 8-4
Nicholls St.	W, 9-3
Nicholls St.	W, 2-0
Miss. State	L, 1-3
Miss. State	W, 2-1
Navy	W, 13-5
at Southeastern La.	L, 8-15
at Southeastern La.	L, 1-4
at Mississippi	W, 11-2
at Mississippi	W, 1-0
Navy	W, 4-3
Illinois St.	W, 12-5
Southern Miss.	W, 1-0
Southern Miss.	W, 21-1
Alabama	L, 0-1
Alabama	W, 8-4
Alabama	W, 11-2
Wisconsin	W, 5-4
Wisconsin	W, 8-0
Wisconsin	W, 7-4
Louisville	W, 16-13
Auburn	W, 7-4
Auburn	W, 7-1
Auburn	W, 3-2
Northwestern La.	W, 3-0
Northwestern La.	W, 5-4
Tulane	W, 10-7
at Tulane	L, 1-2
at Southern Miss.	L, 1-6
at Southern Miss.	W, 14-10
New Orleans	L, 3-4
New Orleans	L, 3-5
Tulane	L, 3-4
at Miss. State	L, 0-5
at Miss. State	L, 2-5
at South Alabama	L, 3-10
at South Alabama	L, 5-12

Mississippi	L, 2-6
Mississippi	W, 3-1
Mississippi	W, 8-3
at New Orleans	W, 4-0
at New Orleans	W, 4-2
at Alabama	W, 4-2
at Alabama	W, 7-1
at Nicholls State	L, 5-6
at Auburn	L, 4-8
at Auburn	L, 4-9
at Auburn	W, 6-2
SEC TOURNAMENT- STARKVILLE, MISS.	
vs. Florida	W, 5-2
vs. Miss. State	L, 5-12
vs. Florida	L, 1-5

1980 (23-19) Coach Jack Lamabe

Nicholls State	L, 2-6
Nicholls State	W, 5-4
Southern Miss.	L, 7-11
Southern Miss.	W, 4-3
Ole Miss	L, 1-3
Ole Miss	L, 1-5
Ole Miss	W, 8-2
Illinois State	W, 6-0
Illinois State	W, 9-4
Illinois State	W, 13-2
Navy	L, 3-5
Navy	W, 9-6
Canisius	W, 7-0
Canisius	W, 10-2
Army	W, 11-8
Middle Tennessee	L, 5-8
Auburn	W, 8-2
Auburn	W, 10-5
at Alabama	L, 1-9
at Alabama	L, 3-8
at Alabama	W, 2-0
Tulane	W, 4-3
at Miss. State	W, 5-2
at Miss. State	W, 2-0
at Miss. State	L, 7-9
New Orleans	L, 3-4
New Orleans	L, 0-4
Northwestern La.	W, 5-3
Northwestern La.	W, 5-0
at Southern Miss.	W, 5-2
Northwestern La.	W, 5-0
at Southern Miss.	W, 5-2
at Southern Miss.	L, 4-5
at Auburn	L, 2-7
at Auburn	L, 2-3
at Auburn	L, 0-5
at Tulane	W, 8-7
at Tulane	L, 1-4
at Nicholls State	W, 7-4
at New Orleans	L, 1-5
at New Orleans	L, 1-3
Alabama	W, 2-1
Alabama	W, 4-3
Alabama	L, 2-4

1981 (23-30) Coach Jack Lamabe

at Southern Miss.	L, 4-5
at Southern Miss.	L, 7-8
Nicholls State	W, 7-3
Nicholls State	W, 3-0
at Miss. State	L, 1-15
at Miss. State	L, 2-5
at Tulane	L, 4-8
Tulane	W, 4-3

at Nicholls State	L, 7-8
Navy	W, 3-2
Navy	L, 5-7
Navy	W, 10-9
South Alabama	W, 7-6
South Alabama	L, 15-18
Wisconsin	W, 16-4
Bellarmine	W, 8-6
Illinois-Chicago	W, 20-3
Illinois-Chicago	W, 6-1
Auburn	L, 3-4
Auburn	W, 2-1
South Alabama	L, 4-6
at South Alabama	L, 3-6
Illinois-Chicago	W, 8-2
at Mississippi	W, 2-1
at Mississippi	L, 2-4
Tulane	W, 17-16
Cornell	W, 12-9
at Alabama	W, 5-1
at Alabama	L, 1-6
at Alabama	L, 0-8
New Orleans	L, 6-14
New Orleans	L, 10-11
at Tulane	W, 22-9
at Jacksonville	W, 9-6
at Florida	L, 3-6
at Jacksonville	L, 1-6
at Jacksonville	L, 8-9
Miss. State	L, 1-11
Miss. State	L, 2-7
Miss. State	L, 4-12
at New Orleans	L, 1-6
Southern Miss.	L, 2-5
Southern Miss.	W, 9-5
at Auburn	L, 3-4
at Auburn	W, 3-2
at Auburn	L, 4-12
New Orleans	L, 10-13
Mississippi	L, 3-17
Mississippi	W, 11-8
Mississippi	W, 6-2
Alabama	W, 6-4
Alabama	L, 0-4
Alabama	L, 10-18

1982 (26-25)**Coach Jack Lamabe**

at Southern Miss.	L, 8-9
at Southern Miss.	W, 10-5
Nicholls State	L, 2-4
Nicholls State	W, 12-1
Tulane	W, 13-3
Auburn	W, 4-2
Auburn	W, 11-0
St. Louis	W, 11-1
Navy	W, 5-1
Navy	W, 7-3
at Miss. State	L, 3-16
Miss. State	W, 3-0
Miss. State	W, 6-2
Southern Ill.	W, 13-9
Alabama-Birmingham	L, 8-14
Louisiana College	L, 5-7
Alabama	W, 4-3
Alabama	L, 1-3
Alabama	W, 10-1
Illinois-Chicago	W, 7-3
Illinois-Chicago	W, 8-2
Illinois-Chicago	W, 2-0
New Orleans	L, 1-8
at Nicholls State	L, 7-13
at Mississippi	L, 2-9

at Mississippi	L, 2-6
at Mississippi	L, 3-4
at Tulane	L, 3-8
at South Alabama	L, 5-6
at South Alabama	L, 5-19
at Auburn	L, 6-12
at Auburn	L, 12-13
at Auburn	L, 1-9
South Alabama	W, 9-4
South Alabama	W, 3-1
Miss. State	L, 1-2
Miss. State	W, 2-0
Miss. State	L, 4-6
Southern Miss.	W, 4-3
at Alabama	W, 3-0
at Alabama	L, 2-7
at West Florida	W, 6-2
at West Florida	W, 9-3
at New Orleans	L, 5-6
at New Orleans	L, 2-4
Tulane	W, 6-1
at Tulane	L, 3-11
New Orleans	W, 10-4
Mississippi	W, 4-3
Mississippi	L, 0-3
Mississippi	L, 0-8

1983 (28-21)**Coach Jack Lamabe**

McNeese State	W, 4-3
Nicholls State	L, 6-7
Nicholls State	W, 6-2
Northwestern State	W, 2-1
Northwestern State	L, 1-2
at Mississippi	W, 3-2
at Mississippi	W, 4-3
at Navy	W, 8-4
at Tulane	L, 10-11
Miss. State	L, 4-10
Miss. State	W, 7-2
Miss. State	W, 6-13
at Nicholls State	L, 3-7
Louisiana Tech	L, 2-5
Southeastern La.	W, 7-2
at Alabama	L, 1-4
at Alabama	L, 0-17
Louisiana College	W, 6-2
Cleveland State	W, 7-1
at Auburn	L, 3-6
at Auburn	L, 4-5
at Florida State	W, 15-5
at Florida State	L, 4-10
Southern Miss.	W, 8-7
Southern Miss.	W, 9-4
at Tulane	W, 4-1
Mississippi	L, 1-5
Mississippi	W, 10-2
Mississippi	W, 11-5
Southeastern La.	W, 7-6
at New Orleans	W, 5-3
at Mississippi State	W, 5-2
at Mississippi	L, 1-10
at Mississippi	L, 8-16
at Southern Miss.	W, 19-8
at Southern Miss.	W, 13-1
at Southeastern La.	W, 4-3
Alabama	W, 8-7
Alabama	L, 3-10
Alabama	L, 5-10
Tulane	W, 9-8
Tulane	L, 3-7
Northeast La.	W, 3-1
Northeast La.	W, 7-4

Auburn	W, 3-0
Auburn	L, 1-7
Auburn	W, 9-3
Florida State	L, 2-8
Florida State	L, 3-6

1984 (32-23)**Coach Skip Bertman**

2/20 at Southern Miss.	W, 7-1
2/20 at Southern Miss.	W, 8-7
2/22 McNeese State	W, 8-6
2/24 Southwestern La.	L, 9-10
2/27 Southern Miss.	W, 15-2
2/27 Southern Miss.	W, 6-1
2/28 Nicholls State	W, 5-4
3/1 Southeastern La.	W, 10-4
3/3 Auburn	L, 0-4
3/3 Auburn	W, 9-5
3/4 Auburn	W, 8-6
3/7 Northwestern State	W, 6-1
3/7 Northwestern State	W, 7-2
3/10 at Alabama	L, 1-10
3/10 at Alabama	L, 2-3
3/11 at Alabama	L, 3-11
3/13 Southern	W, 4-3
3/14 Lamar	L, 6-7
3/17 SW Missouri	W, 10-7
3/18 at Tulane	L, 5-6
3/20 New Orleans	W, 7-4
3/21 Louisiana College	W, 15-4
3/22 at McNeese State	L, 4-8
3/24 Miss. State	L, 2-4
3/24 Miss. State	W, 11-6
3/25 Miss. State	L, 4-10
3/28 at Louisiana Tech	L, 1-2
3/29 at Northeast La.	W, 6-5
3/31 at Mississippi	W, 1-0
3/31 at Mississippi	W, 7-1
4/1 at Mississippi	L, 5-6
4/4 at New Orleans	L, 5-6
4/5 New Orleans	L, 4-7
4/7 at Auburn	W, 11-4
4/7 at Auburn	L, 5-8
4/8 at Auburn	W, 6-4
4/10 at Nicholls State	W, 6-4
4/11 Tulane	L, 1-2
4/14 Alabama	L, 3-5
4/14 Alabama	W, 3-0
4/15 Alabama	W, 6-3
4/17 McNeese State	W, 2-0
4/17 McNeese State	W, 3-2
4/20 at Miami (Fla.)	L, 0-14
4/21 at Miami (Fla.)	L, 5-6
4/22 at Miami (Fla.)	W, 10-9
4/24 Centenary	W, 7-1
4/25 at New Orleans	L, 1-11
4/28 at Miss. State	L, 1-5
4/29 at Miss. State	L, 6-8
4/29 at Miss. State	L, 0-3
5/1 Southern	W, 13-9
5/5 Mississippi	W, 4-2
5/5 Mississippi	W, 7-2
5/6 Mississippi	W, 9-7

1985 (41-18)**Coach Skip Bertman****SEC Western Division Champions
NCAA Central Regional Participants**

2/22 at Central Florida	W, 7-0
2/23 at Central Florida	L, 4-5
2/24 at Central Fla.	W, 9-8
3/2 Mississippi	W, 6-2
3/2 Mississippi	W, 14-2

3/3 Mississippi	W, 13-6
3/6 Southwestern La.	W, 9-4
3/7 Southeastern La.	W, 12-4
3/8 at Alabama	W, 9-7
3/9 at Alabama	L, 1-5
3/10 at Alabama	L, 3-8
3/12 Northwestern State	W, 13-9
3/13 New Orleans	W, 6-2
3/16 Miss. State	L, 0-7
3/16 Miss. State	W, 9-6
3/17 Miss. State	W, 7-4
3/22 Tulane	W, 10-4
3/23 New Orleans	W, 6-3
3/24 at Tulane	L, 7-8
3/26 Northeast La.	W, 10-2
3/26 Southern	W, 13-8
3/27 McNeese State	W, 11-10
3/29 Jackson State	W, 19-12
3/30 Auburn	W, 4-2
3/31 Auburn	W, 7-0
3/31 Auburn	W, 6-4
4/2 at McNeese State	L, 2-3
4/3 at Lamar	L, 2-4
4/4 at Southwestern La.	L, 5-6
4/6 at Mississippi	W, 10-8
4/6 at Mississippi	W, 6-0
4/7 at Mississippi	W, 7-2
4/8 Louisiana College	W, 12-6
4/9 at New Orleans	L, 2-4
4/10 McNeese State	W, 8-5
4/13 Alabama	W, 2-1
4/13 Alabama	W, 3-1
4/14 Alabama	W, 15-6
4/16 at Northwestern State	W, 12-3
4/17 at Centenary	W, 9-6
4/20 at Miss. State	L, 1-6
4/20 at Miss. State	L, 5-6
4/21 at Miss. State	L, 4-7
4/23 at Southeastern La.	L, 7-8
4/24 McNeese State	W, 6-5
4/26 North Texas State	W, 3-2
4/26 North Texas State	W, 6-5
4/27 North Texas State	W, 8-1
4/30 Southern	W, 7-4
5/1 Nicholls State	W, 12-2
5/1 Nicholls State	L, 10-13
5/2 Louisiana Tech	W, 5-1
5/4 at Auburn	W, 5-0
5/4 at Auburn	L, 4-5
5/5 at Auburn	W, 4-3

SEC TOURNAMENT - BATON ROUGE, LA.

5/10 Georgia	L, 6-8
5/11 Florida	L, 2-5

NCAA CENTRAL REGIONAL - AUSTIN, TEXAS

5/23 vs. Houston	L, 4-11
5/24 vs. Lamar	L, 3-4

1986 (55-14)**Coach Skip Bertman****SEC Champions****SEC Tournament Champions****NCAA South I Regional Champions
College World Series - 5th Place**

2/18 Louisiana College	W, 8-0
2/19 New Orleans	W, 3-2
2/22 Arkansas	W, 8-7
2/23 Arkansas	L, 6-8
2/24 Southwestern La.	W, 4-0
2/26 vs. Southeastern La.	W, 17-4
3/1 at Florida	W, 9-1
3/1 at Florida	W, 18-4
3/2 at Florida	W, 12-5
3/4 Northeast La.	W, 14-6

3/6 Tulane	W, 12-1
3/8 Kentucky	W, 8-7
3/8 Kentucky	W, 5-1
3/9 Kentucky	W, 12-10
3/11 Southeastern La.	W, 15-3
3/14 Kansas State	W, 8-4
3/15 Missouri	W, 5-1
3/16 Southern	W, 7-5
3/18 New Orleans	W, 9-8
3/19 at Southwestern La.	W, 5-4
3/22 at Alabama	W, 6-5
3/23 at Alabama	W, 8-6
3/23 at Alabama	L, 4-5
3/25 at Northeast La.	W, 13-5
3/26 at Centenary	W, 9-5
3/27 at Stephen F. Austin	W, 10-7
3/29 Tennessee	W, 3-2
3/29 Tennessee	W, 3-2
3/30 Tennessee	W, 12-5
4/2 at Nicholls State	W, 3-2
4/2 at Nicholls State	L, 1-2
4/3 Northwestern State	W, 24-0
4/5 Mississippi	W, 9-6
4/5 Mississippi	L, 3-6
4/6 Mississippi	W, 10-1
4/8 Louisiana Tech	W, 4-3
4/9 Nicholls State	W, 14-4
4/12 at Miss. State	W, 4-0
4/12 at Miss. State	W, 4-0
4/13 at Miss. State	L, 5-6
4/15 Southwestern La.	W, 5-4
4/16 at New Orleans	L, 2-8
4/19 Georgia	W, 3-1
4/19 Georgia	L, 8-11
4/20 Georgia	W, 11-8
4/23 Southern	W, 18-5
4/24 at Tulane	W, 6-5
4/26 at Vanderbilt	W, 14-4
4/26 at Vanderbilt	W, 7-5
4/27 at Vanderbilt	L, 4-6
4/29 at New Orleans	L, 1-7
4/30 Centenary	W, 12-3
5/3 Auburn	W, 7-1
5/3 Auburn	W, 12-3
5/4 Auburn	W, 4-3

SEC TOURNAMENT - BATON ROUGE, LA.

5/9 Georgia	W, 10-6
5/10 Alabama	W, 10-7
5/11 Georgia	W, 8-4

5/17 Alabama	L, 1-5
5/17 Alabama	W, 4-2
5/18 Alabama	L, 2-8
5/19 at Florida State	L, 4-6

NCAA SOUTH I REGIONAL - BATON ROUGE, LA.

5/22 Jackson State	W, 14-11
5/23 Oklahoma	W, 8-5
5/24 Louisiana Tech	W, 7-4
5/25 Tulane	W, 7-6

COLLEGE WORLD SERIES - OMAHA, NEB.

5/30 vs. Loyola-Marymount	L, 3-4
6/1 vs. Maine	W, 8-4
6/5 vs. Miami, Fla.	L, 3-4

1987 (49-19) Coach Skip Bertman

**NCAA South II Regional Champions
College World Series - 4th Place**

2/17 Louisiana College	W, 11-0
2/18 Louisiana College	W, 13-0
2/20 vs. Miami (Fla.)*	L, 2-7
2/21 vs. Florida*	W, 5-2
2/22 vs. Florida State*	L, 1-2

2/28 Wichita State	W, 14-6
3/1 Wichita State	W, 12-2
3/1 Wichita State	W, 9-3
3/4 Southern	W, 15-4
3/5 Southwestern La.	W, 7-4
3/9 Florida	W, 9-1
3/9 Florida	L, 3-5
3/14 at Kentucky	L, 2-7
3/14 at Kentucky	W, 8-4
3/15 at Kentucky	W, 5-0
3/18 Texas-Arlington	W, 17-2
3/18 Texas-Arlington	W, 4-3
3/19 Missouri	W, 8-5
3/20 Oral Roberts	W, 20-5
3/21 Oral Roberts	W, 14-4
3/22 McNeese State	W, 17-7
3/24 Nicholls State	W, 10-7
3/25 New Orleans	W, 8-7
3/26 Southeastern La.	W, 11-3
3/28 Alabama	L, 0-1
3/28 Alabama	W, 4-3
3/31 Northeast La.	W, 15-0
4/1 Centenary	W, 11-3
4/7 Southern	W, 15-4
4/8 at Tulane	W, 5-4
4/11 at Ole Miss	L, 0-4
4/11 at Ole Miss	L, 5-6
4/12 at Ole Miss	W, 6-3
4/14 at Centenary	W, 10-3
4/15 at Northeast La.	W, 9-3
4/16 at Louisiana Tech	L, 4-5
4/18 Miss. State	L, 4-5
4/18 Miss. State	W, 6-4
4/19 Miss. State	W, 6-5
4/20 Nicholls State	W, 9-5
4/21 Tulane	L, 7-9
4/22 Northwestern State	W, 11-0
4/22 Northwestern State	W, 8-7
4/25 at Georgia	L, 1-7
4/25 at Georgia	W, 12-3
4/26 at Georgia	L, 10-12
4/27 Southeastern La.	W, 14-4
4/29 at New Orleans	L, 1-3
5/1 at Nicholls State	W, 10-2
5/2 Vanderbilt	W, 1-0
5/2 Vanderbilt	L, 2-4
5/3 Vanderbilt	W, 11-8
5/9 at Auburn	W, 4-0
5/9 at Auburn	W, 6-1
5/10 at Auburn	L, 1-6

SEC TOURNAMENT - ATHENS, GA.

5/14 vs. Auburn	L, 8-9
5/15 vs. Georgia	W, 4-2
5/16 vs. Kentucky	W, 4-1
5/16 vs. Auburn	W, 4-2
5/17 vs. Miss. State	L, 3-13

NCAA SOUTH II REGIONAL - NEW ORLEANS, LA.

5/21 vs. Tulane	W, 5-3
5/22 vs. New Orleans	W, 14-1
5/23 vs. New Orleans	W, 3-0
5/24 vs. Cal State Fullerton	W, 7-3

COLLEGE WORLD SERIES - OMAHA, NEB.

5/29 vs. Florida State	W, 6-2
6/1 vs. Oklahoma State	L, 7-8
6/3 vs. Arkansas	W, 5-2
6/5 vs. Stanford	L, 5-6

* Busch Challenge I (New Orleans, La.)

1988 (39-21)

Coach Skip Bertman

2/16 Southern	W, 21-1
2/21 vs. Florida State (at Orlando)	W, 9-4

2/23 Louisiana College	W, 9-2
2/24 McNeese State	W, 2-1
2/26 Mercer	W, 15-6
2/27 Mercer	W, 8-4
2/28 Mercer	W, 6-1
3/1 Centenary	W, 7-3
3/4 Rice	W, 13-3
3/5 Tennessee	W, 2-1
3/5 Tennessee	W, 4-2
3/6 Tennessee	W, 6-5
3/12 at Florida	L, 3-4
3/13 at Florida	W, 4-0
3/13 at Florida	L, 4-5
3/17 at Southeastern La.	L, 8-9
3/19 Kentucky	W, 3-1
3/19 Kentucky	W, 2-1
3/20 Kentucky	L, 1-3
3/22 at Nicholls State	L, 7-11
3/23 New Orleans	W, 4-1
3/25 vs. Cal State-Fullerton *	L, 2-7
3/26 vs. Southern California*	W, 11-7
3/27 vs. UCLA*	W, 7-1
3/30 at Wichita State	L, 3-5
3/30 at Wichita State	L, 3-5
3/31 at Wichita State	L, 0-13
4/2 at Alabama	W, 3-1
4/2 at Alabama	W, 6-1
4/3 at Alabama	W, 7-3
4/6 Northeast La.	W, 8-7
4/7 at Tulane	W, 7-5
4/9 Ole Miss	W, 5-4
4/9 Ole Miss	W, 11-2
4/10 Ole Miss	W, 15-13
4/13 Tulane	W, 11-1
4/14 Southeastern La.	W, 14-11
4/16 at Miss. State	L, 3-4
4/16 at Miss. State	W, 4-2
4/17 at Miss. State	L, 0-1
4/19 Nicholls State	W, 9-2
4/20 at New Orleans	W, 6-2
4/21 Stephen F. Austin	W, 14-7
4/23 Georgia	W, 12-6
4/23 Georgia	L, 2-4
4/24 Georgia	W, 9-8
4/26 Northwestern La.	W, 11-2
4/26 Northwestern La.	L, 4-5
4/27 at McNeese State	L, 5-6
4/30 at Vanderbilt	L, 4-5
4/30 at Vanderbilt	L, 2-3
5/1 at Vanderbilt	W, 5-1
5/7 Auburn	L, 1-2
5/7 Auburn	L, 1-8
5/8 Auburn	L, 8-10

SEC TOURNAMENT - STARKVILLE, MISS.

5/12 vs. Kentucky	L, 7-9
5/13 vs. Georgia	W, 7-3
5/14 vs. Florida	L, 2-7

5/19 Southern	W, 13-4
5/20 Southern	W, 10-7

* Busch Challenge II (New Orleans, La.)

1989 (55-17)

Coach Skip Bertman

**NCAA Central Regional Champions
College World Series - 3rd Place**

2/11 Texas Christian	W, 8-2
2/12 Texas Christian	W, 10-5
2/14 Southern Miss	W, 10-1
2/17 Mercer	W, 7-4
2/18 Mercer	W, 8-7
2/19 Mercer	W, 12-7

2/21 Louisiana College	W, 10-3
2/24 vs. Oklahoma State *	W, 6-0
2/25 vs. Oral Roberts *	W, 10-7
2/26 vs. Oklahoma *	L, 7-9 (11)
2/28 Southern	W, 19-6
3/1 at Southern	W, 5-0
3/4 at Tennessee	W, 7-0
3/4 at Tennessee	L, 1-5
3/5 at Tennessee	W, 9-3
3/8 New Orleans	W, 7-1
3/11 Florida	W, 10-0
3/12 Florida	W, 8-7
3/12 Florida	W, 2-1
3/14 George Washington	W, 8-3
3/15 St. John's	W, 11-8
3/16 St. John's	W, 12-5
3/18 at Kentucky	W, 11-7 (11)
3/19 at Kentucky	W, 15-0
3/19 at Kentucky	L, 9-12
3/23 Northwestern State	W, 6-5
3/24 Stephen F. Austin	W, 8-3
3/25 Stephen F. Austin	W, 14-1
3/26 at Tulane	W, 4-3
3/28 at Southwestern La.	W, 4-1
3/30 Tulane	W, 4-3 (13)
4/1 Alabama	W, 13-6
4/1 Alabama	W, 14-6
4/2 Alabama	W, 12-1
4/5 Southern	W, 9-4
4/8 at Ole Miss	W, 11-5
4/8 at Ole Miss	W, 4-1
4/9 at Ole Miss	L, 1-2
4/11 Southeastern La.	W, 3-1
4/12 Nicholls State	L, 4-7
4/15 Mississippi State	L, 3-4
4/15 Mississippi State	L, 3-4 (10)
4/16 Mississippi State	W, 19-9
4/19 Southwestern La.	L, 6-9
4/20 at Northwestern St.	W, 14-6
4/22 at Georgia	W, 4-3 (10)
4/22 at Georgia	W, 7-1
4/23 at Georgia	L, 2-4
4/25 Northeast La.	W, 7-6
4/26 at New Orleans	W, 5-1
4/29 Vanderbilt	W, 8-4
4/29 Vanderbilt	W, 12-10
4/30 Vanderbilt	L, 2-9
5/6 at Auburn	L, 8-12
5/6 at Auburn	L, 0-1
5/7 at Auburn	W, 8-1

SEC TOURNAMENT - GAINESVILLE, FLA.

5/11 vs. Georgia	W, 6-3
5/12 vs. Florida	L, 6-8
5/13 vs. Auburn	L, 5-8

5/19 Louisiana Tech	W, 17-2
5/20 Louisiana Tech	W, 7-1
5/21 Louisiana Tech	W, 8-5

**NCAA CENTRAL REGIONAL -
COLLEGE STATION, TEXAS**

5/25 vs. UNLV	W, 12-10
5/26 vs. South Alabama	L, 4-6
5/27 vs. UNLV	W, 13-8
5/27 vs. South Alabama	W, 6-5
5/28 at Texas A&M	W, 13-5
5/28 at Texas A&M	W, 5-4 (11)

COLLEGE WORLD SERIES - OMAHA, NEB.

6/3 vs. Miami (Fla.)	L, 2-5
6/5 vs. Long Beach State	W, 8-5
6/6 vs. Miami (Fla.)	W, 6-3
6/8 vs. Texas	L, 7-12

* Busch Challenge III (New Orleans, La.)

1990 (54-19)**Coach Skip Bertman****SEC Champions****SEC Tournament Co-Champions****NCAA South I Regional Champions****College World Series - 3rd Place**

2/9 vs. Wichita State#	L, 6-13
2/11 vs. North Carolina#	W, 8-5
2/13 Louisiana Tech	W, 15-3
2/16 vs. Mississippi State*	W, 7-6
2/17 vs. Mississippi*	W, 7-5
2/18 vs. Southern Miss*	L, 1-5
2/20 Southern	W, 17-5
2/24 at Rice	L, 11-12
2/25 at Rice	W, 13-1
2/28 at Southern Miss	W, 10-2
3/2 at Texas A&M	L, 2-4
3/3 at Texas A&M	L, 2-5
3/3 at Texas A&M	W, 5-2
3/6 Southern	W, 14-1
3/7 New Orleans	W, 10-3
3/10 Kansas	W, 10-1
3/10 Kansas	W, 9-3
3/11 Kansas	W, 8-2
3/13 St. Louis	W, 20-2
3/14 Evansville	W, 28-8
3/17 at Mississippi State	W, 6-5
3/17 at Mississippi State	L, 1-2
3/18 at Mississippi State	L, 9-10 (13)
3/20 Nicholls State	W, 4-3
3/21 at McNeese State	W, 13-1
3/24 Mississippi	W, 10-7
3/24 Mississippi	W, 10-2
3/25 Mississippi	W, 6-0
3/27 at Southeastern La.	W, 8-1
3/31 Auburn	W, 12-6
3/31 Auburn	L, 5-6
4/1 Auburn	L, 7-17
4/3 Southeastern La.	W, 16-0
4/4 at Nicholls State	W, 8-6
4/7 at Florida	W, 6-3
4/7 at Florida	L, 6-7
4/8 at Florida	W, 5-3
4/11 Stephen F. Austin	W, 4-3
4/11 Stephen F. Austin	W, 7-2
4/14 Tennessee	W, 13-2
4/14 Tennessee	W, 2-0
4/15 Tennessee	W, 9-3
4/17 McNeese State	L, 1-4
4/18 at Tulane	L, 7-14
4/19 Northwestern St.	W, 16-6
4/21 Kentucky	W, 8-1
4/21 Kentucky	W, 9-0
4/22 Kentucky	W, 9-3
4/24 Northeast La.	L, 4-5 (11)
4/25 at New Orleans	W, 6-4
4/28 at Alabama	W, 7-4
4/28 at Alabama	L, 5-12
4/29 at Alabama	W, 8-5
5/5 at Vanderbilt	W, 7-5
5/5 at Vanderbilt	L, 3-4
5/6 at Vanderbilt	W, 7-3
5/12 Georgia	W, 11-2
5/12 Georgia	W, 5-2
5/13 Georgia	W, 8-5
SEC TOURNAMENT - HOOVER, ALA.	
5/17 vs. Florida	W, 6-4
5/18 vs. Mississippi State	W, 17-8
5/19 vs. Vanderbilt	W, 13-5
5/20 vs. Mississippi State	L, 1-3
NCAA SOUTH I REGIONAL - BATON ROUGE, LA.	
5/24 Southwestern La.	W, 8-0
5/25 Georgia Tech	W, 11-5

5/26 Southern California	L, 4-5
5/26 Houston	W, 6-4
5/27 Southern California	W, 5-4
5/28 Southern California	W, 7-6
COLLEGE WORLD SERIES - OMAHA, NEB.	
6/2 vs. The Citadel	W, 8-2
6/4 vs. Oklahoma State	L, 1-7
6/5 vs. The Citadel	W, 6-1
6/7 vs. Oklahoma State	L, 3-14

ABCA Hall of Fame Tournament
(Orlando, Fla.)

* Busch Challenge IV (New Orleans, La.)

1991 (55-18)**Coach Skip Bertman****SEC Champions****NCAA South Regional Champions****NCAA National Champions**

2/9 Mississippi State#	W, 6-4
2/10 Oklahoma State#	W, 6-0
2/12 Louisiana Tech	W, 10-3
2/15 Stephen F. Austin	W, 5-0
2/15 Stephen F. Austin	W, 14-3
2/16 Stephen F. Austin	W, 9-0
2/22 Texas A&M	L, 1-3
2/23 Texas A&M	W, 13-8
2/23 Texas A&M	W, 5-0
2/26 Southeastern La.	W, 8-3
2/27 Southern	W, 8-1
3/1 vs. Miami (Fla.)*	W, 4-3
3/2 vs. Florida*	W, 6-5
3/3 vs. Florida State*	L, 0-8
3/4 Northwestern State	L, 3-7
3/5 Tulane	L, 6-7
3/6 New Orleans	W, 7-5
3/8 at Nevada-Las Vegas	W, 14-4
3/9 at Nevada-Las Vegas	L, 1-5
3/9 at Nevada-Las Vegas	W, 9-4
3/12 Notre Dame	L, 3-6
3/13 St. Louis	W, 6-4
3/17 Mississippi State	W, 4-2
3/17 Mississippi State	W, 6-5 (8)
3/19 at Southern	W, 5-2
3/20 at Tulane	L, 1-5
3/23 at Mississippi	W, 4-0
3/23 at Mississippi	W, 3-2
3/24 at Mississippi	W, 7-3
3/26 Louisiana College	W, 2-1
3/27 Jackson State	W, 14-4
3/30 at Auburn	W, 6-2
3/30 at Auburn	W, 8-3
3/31 at Auburn	W, 13-8
4/2 McNeese State	L, 3-6
4/3 Nicholls State	W, 6-5
4/6 Florida	W, 6-5 (10)
4/6 Florida	W, 5-3
4/7 Florida	W, 12-6
4/9 at Northwestern St.	W, 7-3
4/10 at Louisiana Tech	W, 13-6
4/13 at Tennessee	L, 3-5
4/13 at Tennessee	L, 5-6
4/14 at Tennessee	W, 11-4
4/16 Centenary	W, 15-2
4/17 at New Orleans	W, 5-2
4/20 at Kentucky	L, 7-17
4/20 at Kentucky	L, 7-11
4/21 at Kentucky	L, 3-7
4/24 Northeast La.	W, 12-3
4/25 Southeastern La.	L, 2-15
4/27 Alabama	W, 15-4
4/27 Alabama	L, 6-8
4/28 Alabama	W, 11-6

5/4 Vanderbilt	W, 21-5
5/4 Vanderbilt	W, 8-5
5/5 Vanderbilt	L, 6-11
5/11 at Georgia	W, 10-4
5/11 at Georgia	W, 5-0
5/12 at Georgia	W, 16-7
SEC TOURNAMENT - BATON ROUGE, LA.	
5/16 Kentucky	W, 8-7
5/18 Mississippi State	W, 8-2
5/18 Florida	L, 1-7
5/19 Mississippi State	W, 9-4
5/19 Florida	L, 4-8
NCAA SOUTH REGIONAL - BATON ROUGE, LA.	
5/24 Northwestern St.	W, 13-2
5/26 Oklahoma	W, 4-3
5/27 Texas A&M	W, 7-1
5/28 Southwestern La.	W, 8-5
COLLEGE WORLD SERIES - OMAHA, NEB.	
5/31 vs. Florida	W, 8-1
6/2 vs. Fresno State	W, 15-3
6/5 vs. Florida	W, 19-8
6/8 vs. Wichita State	W, 6-3

ABCA Hall of Fame Tournament
(Baton Rouge, La.)

* Busch Challenge V (New Orleans, La.)

1992 (50-16)**Coach Skip Bertman****SEC Champions****SEC Tournament Champions****NCAA South I Regional Participants**

2/14 Nevada-Las Vegas	W, 3-1
2/15 Nevada-Las Vegas	W, 12-9
2/16 Nevada-Las Vegas	W, 8-3
2/19 Northwestern St.	W, 7-6 (11)
2/21 vs. Georgia Tech*	W, 3-2
2/22 vs. Georgia*	L, 1-9
2/23 vs. Ga. Southern*	W, 20-7
2/27 Southeastern La.	W, 6-2
2/28 Maine	L, 5-12
2/29 Maine	W, 8-5
3/1 Maine	W, 10-5
3/6 Stephen F. Austin	W, 21-1
3/7 Stephen F. Austin	W, 16-2
3/7 Stephen F. Austin	W, 12-2
3/10 Centenary	W, 22-3
3/11 at Tulane	W, 7-0
3/14 at Louisiana College	W, 23-2
3/17 George Washington	W, 22-9
3/18 George Washington	L, 5-8
3/21 at South Carolina	W, 4-1
3/21 at South Carolina	W, 3-1
3/22 at South Carolina	W, 5-0
3/24 at Central Florida	W, 5-2
3/28 Tennessee	W, 3-1
3/28 Tennessee	L, 2-9
3/29 Tennessee	W, 13-7
4/1 New Orleans	W, 14-7
4/2 Southern	W, 12-3
4/4 at Florida	L, 4-5
4/4 at Florida	W, 2-0
4/5 at Florida	W, 5-3
4/7 Northeast La.	W, 6-5 (10)
4/8 Tulane	L, 2-6
4/11 Mississippi	W, 10-3
4/11 Mississippi	W, 5-3
4/12 Mississippi	L, 3-5
4/14 McNeese State	W, 14-2
4/15 at New Orleans	L, 5-9
4/18 Arkansas	W, 12-2
4/18 Arkansas	W, 12-4
4/19 Arkansas	W, 8-4

4/21 at Southeastern La.	W, 14-4
4/22 at Nicholls State	L, 1-4
4/25 at Alabama	W, 10-0
4/25 at Alabama	W, 8-7
4/26 at Alabama	L, 5-7
4/28 Louisiana College	W, 7-3
4/30 at Northeast La.	W, 10-2
5/2 at Auburn	W, 2-1
5/2 at Auburn	L, 2-4
5/3 at Auburn	L, 3-4
5/5 Nicholls State	W, 15-8
5/6 Southwestern La.	L, 0-5
5/9 Mississippi State	W, 8-3
5/9 Mississippi State	W, 5-3
5/10 Mississippi State	W, 5-3
SEC TOURNAMENT - NEW ORLEANS, LA.	
5/13 vs. Vanderbilt	W, 7-2
5/14 vs. Arkansas	W, 8-1
5/15 vs. Florida	L, 1-3
5/16 vs. Georgia	W, 5-3
5/17 vs. South Carolina	W, 6-3
5/17 vs. Florida	W, 12-1
NCAA SOUTH I REGIONAL - BATON ROUGE, LA.	
5/21 Providence	W, 8-1
5/22 Ohio State	L, 0-5
5/23 Tulane	W, 7-3
5/23 Cal State Fullerton	L, 0-11

* Busch Challenge VI (New Orleans, La.)

1993 (53-17-1)**Coach Skip Bertman****SEC Champions****SEC Western Division Tournament Champions****NCAA South Regional Champions****NCAA National Champions**

2/22 Northwestern State	W, 8-3
2/24 Centenary	W, 19-0
2/26 vs. Mississippi State *	L, 4-7
2/27 vs. Southern Miss *	W, 8-4
2/28 vs. Ole Miss *	L, 4-6
3/3 Lamar	L, 3-9
3/6 Central Florida	W, 12-0
3/7 Central Florida	W, 14-4
3/9 at Tulane	W, 14-7
3/10 Indiana State	W, 10-0
3/11 Indiana State	W, 8-1
3/13 Michigan	W, 6-2
3/14 Michigan	W, 9-8
3/17 Nicholls State	W, 7-5
3/19 New Mexico	W, 9-3
3/21 New Mexico	W, 14-1
3/21 New Mexico	W, 8-5
3/23 at Arkansas State	W, 9-0
3/24 at Arkansas State	L, 7-10
3/27 South Carolina	W, 10-3
3/27 South Carolina	W, 6-1
3/28 South Carolina	T, 9-9 (10)
3/29 Louisiana College	W, 10-3
3/30 Southern	W, 10-8
3/31 at New Orleans	W, 13-8
4/3 at Tennessee	L, 1-8
4/3 at Tennessee	W, 4-1
4/4 at Tennessee	L, 2-6
4/6 at Northwestern State	L, 5-6
4/10 Florida	L, 1-2
4/10 Florida	W, 11-3
4/11 Florida	W, 16-2
4/12 Southeastern La.	W, 8-7
4/13 McNeese State	W, 15-11
4/17 at Ole Miss	W, 8-0
4/17 at Ole Miss	W, 2-1

4/18 at Ole Miss	W, 6-5 (10)
4/19 Southeastern La.	W, 9-1
4/20 at Southern	W, 8-7
4/21 at McNeese State	L, 3-5
4/24 at Arkansas	W, 3-0
4/24 at Arkansas	W, 4-2 (8)
4/25 at Arkansas	W, 8-2
4/26 Tulane	W, 6-3
4/27 New Orleans	W, 12-9
4/28 Southwestern La.	L, 9-10
5/2 Alabama	L, 1-3
5/4 Centenary @	W, 18-3
5/8 Auburn	W, 21-2
5/8 Auburn	L, 8-9 (8)
5/9 Auburn	L, 2-9
5/12 Arkansas State	W, 9-1
5/13 Arkansas State	W, 14-4
5/15 at Mississippi State	L, 3-4
5/15 at Mississippi State	W, 3-2 (8)
5/16 at Mississippi State	W, 13-7
SEC DIVISION TOURNAMENT - BATON ROUGE, LA.	
5/20 Ole Miss	W, 6-1
5/21 Mississippi State	L, 3-5
5/22 Arkansas	W, 13-7
5/22 Auburn	W, 16-5
5/23 Mississippi State	W, 7-3
NCAA SOUTH REGIONAL - BATON ROUGE, LA.	
5/27 Western Carolina	W, 7-2
5/28 Kent State	L, 12-15
5/29 Baylor	W, 13-6
5/29 South Alabama	W, 11-4
5/30 South Alabama	W, 9-4
COLLEGE WORLD SERIES - OMAHA, NEB.	
6/4 vs. Long Beach State	W, 7-1
6/6 vs. Texas A&M	W, 13-8
6/9 vs. Long Beach State	L, 8-10
6/11 vs. Long Beach State	W, 6-5
6/12 vs. Wichita State	W, 8-0
* Winn-Dixie Showdown (New Orleans, La.) @ at Fair Grounds Field (Shreveport, La.)	
1994 (46-20)	
Coach Skip Bertman	
SEC Western Division Champions	
SEC Western Division Tournament Champions	
NCAA South Regional Champions	
College World Series - 7th Place	
2/18 vs. Auburn *	L, 1-3
2/19 vs. South Alabama *	L, 3-5
2/20 vs. Alabama *	W, 3-0
2/22 Northwestern State	W, 11-5
2/26 at Houston	W, 8-5
2/27 at Houston	W, 7-2
3/3 at Tulane	L, 8-10
3/4 UAB	W, 11-5
3/5 UAB	W, 6-5
3/6 UAB	W, 17-6
3/8 Southeastern La.	W, 11-10
3/11 at Texas	W, 9-6
3/12 at Texas	L, 7-9
3/13 at Texas	L, 1-7
3/15 Louisiana College	L, 5-7
3/16 New Orleans	W, 4-3
3/18 Texas Christian	W, 13-6
3/19 Texas Christian	W, 15-10
3/20 Texas Christian	W, 16-8
3/22 Arkansas State	W, 16-1
3/23 Arkansas State	W, 8-2
3/25 Vanderbilt	W, 10-4
3/26 Vanderbilt	W, 16-7
3/27 Vanderbilt	W, 4-3

3/30 at Lamar	L, 3-4
4/1 at Georgia	W, 14-11
4/2 at Georgia	W, 7-3
4/3 at Georgia	W, 12-6
4/4 Southern	W, 11-2
4/5 Nicholls State	W, 12-4
4/6 at Southwestern La.	L, 8-11
4/8 at Kentucky	L, 6-9
4/9 at Kentucky	L, 3-13
4/12 McNeese State	L, 3-4
4/13 at New Orleans	W, 9-1
4/14 Tulane	L, 2-4
4/16 Ole Miss	W, 5-4
4/16 Ole Miss	W, 5-2
4/17 Ole Miss	W, 3-2
4/19 at Southeastern La.	W, 14-8
4/20 Centenary	W, 10-4
4/23 Arkansas	W, 11-3
4/23 Arkansas	W, 16-4
4/24 Arkansas	L, 5-6
4/26 at Nicholls State	L, 2-3 (13)
4/28 Southwestern La.	L, 8-9
4/29 at Alabama	W, 13-7
4/30 at Alabama	W, 10-6
5/1 at Alabama	L, 5-7
5/3 South Alabama	W, 8-4
5/6 at Auburn	W, 13-6 (10)
5/7 at Auburn	W, 4-3
5/8 at Auburn	W, 4-3
5/13 Mississippi State	W, 3-0
5/14 Mississippi State	L, 4-7
5/15 Mississippi State	L, 1-9
SEC DIVISION TOURNAMENT - OXFORD, MISS.	
5/19 vs. Alabama	W, 3-2
5/20 vs. Arkansas	W, 6-4
5/21 vs. Auburn	W, 3-2
5/22 vs. Auburn	W, 5-4
NCAA SOUTH REGIONAL - BATON ROUGE, LA.	
5/26 Southeastern La.	W, 10-6
5/27 Fresno State	W, 6-2
5/28 Southern California	W, 6-2
5/29 Southern California	W, 12-10
COLLEGE WORLD SERIES - OMAHA, NEB.	
6/3 vs. Florida State	L, 3-6
6/5 vs. Cal State Fullerton	L, 6-20

* Winn-Dixie Showdown (New Orleans, La.)

1995 (47-18)	
Coach Skip Bertman	
NCAA South Regional Participants	
2/17 vs. Lamar *	W, 10-6
2/18 vs. Houston *	L, 3-4
2/19 vs. Texas A&M *	W, 7-6
2/21 Northwestern St.	W, 16-5
2/22 Centenary	W, 3-0
2/25 Houston	W, 14-3
2/26 Houston	W, 13-6
3/3 vs. Florida State #	W, 6-2
3/4 vs. Michigan #	W, 11-9
3/5 at Minnesota #	W, 14-2
3/8 Tulane	W, 1-0
3/9 Southern	W, 5-1
3/10 Maine	W, 6-1
3/11 Maine	W, 12-2
3/12 Maine	W, 9-2
3/15 New Orleans	W, 3-1
3/17 South Florida	W, 6-0
3/18 South Florida	L, 4-6
3/19 South Florida	L, 5-7
3/21 at Centenary	W, 7-4
3/22 at Northwestern St.	W, 8-7 (10)

3/24 at Vanderbilt	W, 9-1
3/25 at Vanderbilt	L, 4-6
3/26 at Vanderbilt	W, 14-3
3/27 Louisiana College	W, 5-1
3/31 Georgia	W, 8-2
4/1 Georgia	W, 11-5
4/2 Georgia	W, 7-4 (12)
4/5 at SW Louisiana	W, 9-3
4/7 Kentucky	W, 11-0
4/8 Kentucky	W, 16-7
4/9 Kentucky	W, 6-5
4/11 McNeese State	W, 10-1
4/12 at Tulane	W, 3-2
4/14 at Ole Miss	L, 0-6
4/15 at Ole Miss	W, 2-1
4/16 at Ole Miss	L, 2-6
4/18 at Southern	W, 14-9
4/19 Northeast Louisiana	W, 12-11
4/21 at Arkansas	W, 10-3
4/23 at Arkansas	W, 13-7
4/23 at Arkansas	L, 3-5
4/25 Loyola-New Orleans	W, 7-1
4/26 SW Louisiana	W, 12-2
4/27 at New Orleans	L, 2-4
4/28 Alabama	L, 0-4
4/29 Alabama	L, 6-7 (11)
4/30 Alabama	W, 8-6
5/1 SE Louisiana	W, 7-3
5/2 Nicholls State	W, 9-1
5/5 Auburn	L, 7-19
5/6 Auburn	W, 11-6
5/7 Auburn	L, 11-12
5/12 at Mississippi State	L, 3-6
5/13 at Mississippi State	L, 10-12
5/14 at Mississippi State	W, 6-4
SEC DIVISION TOURNAMENT - STARKVILLE, MISS.	
5/18 vs. Alabama	L, 8-9
5/19 vs. Mississippi St.	W, 14-6
5/20 vs. Auburn	W, 7-5
5/21 vs. Arkansas	W, 7-6
5/21 vs. Alabama	L, 8-9
NCAA SOUTH REGIONAL - BATON ROUGE, LA.	
5/25 Central Michigan	W, 5-3
5/26 Rice	L, 7-15
5/27 Central Michigan	W, 10-5
5/27 Rice	L, 9-16

* Winn-Dixie Showdown (New Orleans, La.)
Hormel Foods Classic (Minneapolis, Minn.)

1996 (52-15)	
Coach Skip Bertman	
SEC Champions	
NCAA South II Regional Champions	
NCAA National Champions	
2/16 Western Kentucky	W, 9-0
2/17 Western Kentucky	W, 18-0
2/18 Western Kentucky	W, 18-1
2/20 Centenary	W, 6-1
2/23 vs. Southern Miss *	W, 7-4
2/24 vs. Ole Miss *	W, 9-7
2/25 vs. Mississippi St. *	W, 8-4
2/27 Tulane	W, 10-0
3/1 Louisiana Tech	W, 6-1
3/2 Duquesne	W, 14-7
3/3 Duquesne	W, 9-5
3/6 Loyola-New Orleans	W, 22-2
3/9 at Vanderbilt	W, 15-0
3/10 at Vanderbilt	L, 2-3 (7)
3/10 at Vanderbilt	W, 14-4 (7)
3/12 Dayton	W, 15-2
3/13 Dayton	L, 6-7

3/15 Georgia	W, 14-4
3/16 Georgia	W, 12-5
3/17 Georgia	W, 23-5
3/19 New Orleans	W, 16-8
3/20 Northeast La.	W, 10-0
3/22 at Florida	L, 6-7 (16)
3/23 at Florida	L, 5-9
3/24 at Florida	L, 1-2
3/26 Southern	W, 19-0
3/27 McNeese State	W, 16-0
3/29 Tennessee	W, 9-2
3/30 Tennessee	W, 5-3
3/31 Tennessee	W, 9-1
4/1 at Tulane	W, 3-1
4/2 Northwestern State	L, 5-10
4/3 Northwestern State	L, 5-6
4/5 at South Carolina	W, 15-2
4/7 at South Carolina	L, 0-2 (7)
4/7 at South Carolina	W, 4-2 (7)
4/9 at Southeastern La.	W, 5-2
4/10 Nicholls State	W, 14-0
4/12 at Ole Miss	W, 6-5 (13)
4/13 at Ole Miss	W, 10-1
4/14 at Ole Miss	W, 9-2
4/16 Southeastern La.	W, 7-4
4/19 Arkansas	L, 2-3
4/20 Arkansas	W, 11-4
4/21 Arkansas	W, 9-4
4/23 at New Orleans	W, 8-4
4/24 Louisiana College	W, 20-0
4/26 Alabama	W, 8-6
4/27 Alabama	L, 4-17
4/28 Alabama	L, 5-12
5/3 at Auburn	W, 14-2
5/4 at Auburn	W, 6-0
5/5 at Auburn	L, 3-7
5/10 Mississippi St.	W, 8-7 (10)
5/11 Mississippi St.	W, 17-9
5/12 Mississippi St.	L, 10-11
SEC TOURNAMENT - HOOVER, ALA.	
5/16 vs. Tennessee	W, 3-1
5/17 vs. Florida	L, 2-6
5/18 vs. Kentucky	L, 11-12
NCAA SOUTH II REGIONAL - BATON ROUGE, LA.	
5/23 Austin Peay	W, 9-3
5/24 UNLV	W, 7-6
5/25 New Orleans	W, 17-4
5/26 Georgia Tech	W, 29-13
COLLEGE WORLD SERIES - OMAHA, NEB.	
6/1 vs. Wichita State	W, 9-8
6/3 vs. Florida	W, 9-4
6/6 vs. Florida	W, 2-1
6/8 vs. Miami (Fla.)	W, 9-8

* Winn-Dixie Showdown (New Orleans, La.)

1997 (57-13)	
Coach Skip Bertman	
SEC Champions	
NCAA South I Regional Champions	
NCAA National Champions	
2/15 Baylor	W, 13-2
2/15 Baylor	W, 11-5
2/16 Baylor	W, 8-3
2/18 Centenary	W, 9-2
2/19 Southern	W, 16-2
2/21 vs. North Carolina *	W, 11-4
2/22 vs. N.C. State *	W, 3-2
2/23 vs. Duke *	W, 9-8
2/28 VCU	W, 15-2
3/1 VCU	W, 22-0
3/2 VCU	W, 6-4 (7)
3/4 Tulane	W, 8-5

3/5 Southern	W, 12-1
3/7 Vanderbilt	W, 19-5
3/8 Vanderbilt	W, 8-7
3/9 Vanderbilt	W, 7-3
3/11 Louisiana Tech	W, 8-2
3/12 Louisiana College	W, 14-7
3/14 at Georgia	W, 6-5 (10)
3/15 at Georgia	L, 9-11
3/16 at Georgia	W, 7-3
3/18 at New Orleans	L, 4-6
3/21 Florida	W, 11-3
3/22 Florida	W, 13-10
3/23 Florida	W, 9-5
3/25 at Louisiana Tech	W, 13-1
3/26 at Northeast La.	L, 2-6
3/28 at Tennessee	W, 12-3
3/29 at Tennessee	W, 7-2
3/30 at Tennessee	W, 8-6 (11)
4/1 Nicholls State	W, 13-5
4/2 McNeese State	W, 9-6
4/4 South Carolina	W, 9-8
4/5 South Carolina	L, 7-8
4/6 South Carolina	W, 11-10 (7)
4/8 at Tulane	W, 12-2
4/9 Northeast La.	W, 12-4
4/12 at Miss. State	L, 6-9
4/12 at Miss. State	W, 20-12
4/13 at Miss. State	L, 1-4
4/15 SW Louisiana	L, 8-10
4/16 Southeastern La.	W, 11-4
4/18 Ole Miss	W, 7-1
4/19 Ole Miss	W, 6-4
4/20 Ole Miss	W, 11-4
4/22 New Orleans	L, 8-11
4/23 Northwestern St.	W, 11-5
4/25 Auburn	W, 7-1
4/26 Auburn	W, 8-0
4/29 Southern	W, 11-1
5/2 at Arkansas	W, 13-8
5/3 at Arkansas	W, 11-5
5/4 at Arkansas	L, 1-16
5/9 at Alabama	L, 4-6
5/10 at Alabama	L, 2-28
5/11 at Alabama	W, 6-4
SEC TOURNAMENT - COLUMBUS, GA.	
5/15 vs. Auburn	W, 5-2
5/16 vs. Tennessee	W, 12-5
5/17 vs. Alabama	W, 12-7
5/18 vs. Alabama	L, 2-12
NCAA SOUTH I REGIONAL - BATON ROUGE, LA.	
5/22 UNC-Greensboro	W, 14-0
5/23 Oklahoma	W, 14-3
5/24 South Alabama	L, 5-11
5/25 Long Beach St.	W, 14-7 (11)
5/26 South Alabama	W, 14-4
5/26 South Alabama	W, 15-4
COLLEGE WORLD SERIES - OMAHA, NEB.	
5/30 vs. Rice	W, 5-4
6/1 vs. Stanford	W, 10-5
6/4 vs. Stanford	W, 13-9
6/7 vs. Alabama	W, 13-6

* Winn-Dixie Showdown (New Orleans, La.)

1998 (48-19)

Coach Skip Bertman

SEC Western Division Champions

NCAA South II Regional Champions

College World Series - 3rd Place

2/13 SW Louisiana	W, 11-7
2/14 SW Louisiana	W, 15-0
2/17 LSU-Shreveport	W, 16-5
2/18 SW Louisiana	L, 4-7

2/20 at Texas	L, 1-5
2/21 at Texas	W, 12-9
2/22 at Texas	L, 5-7 (8)
2/24 Northeast La.	W, 9-8 (12)
2/25 Louisiana College	W, 7-2
2/27 vs. Mississippi St. *	L, 3-11
2/28 vs. Arkansas *	L, 5-6 (10)
3/1 vs. Southern Miss *	W, 16-4 (8)
3/3 Tulane	W, 10-9
3/4 Southern	W, 26-0
3/6 Georgia	W, 4-1
3/7 Georgia	W, 14-1 (7)
3/8 Georgia	W, 14-9
3/10 Louisiana Tech	W, 8-1
3/11 McNeese State	W, 4-3
3/13 at Auburn	W, 11-8 (12)
3/14 at Auburn	L, 7-14
3/15 at Auburn	L, 8-15
3/17 New Orleans	W, 4-2
3/18 Southeastern La.	W, 13-2
3/20 Arkansas	W, 9-5
3/21 Arkansas	W, 6-3
3/22 Arkansas	W, 27-6 (7)
3/24 Northwestern State	W, 6-3
3/25 at McNeese State	W, 13-5
3/27 at Kentucky	W, 7-3
3/28 at Kentucky	W, 7-2
3/29 at Kentucky	W, 11-6
3/31 Nicholls State	W, 4-0
4/1 Nicholls State	W, 9-2
4/3 Mississippi State	W, 8-5
4/4 Mississippi State	L, 3-8
4/5 Mississippi State	W, 11-5
4/7 vs. Tulane #	L, 8-10
4/10 at Vanderbilt	W, 5-3
4/11 at Vanderbilt	W, 6-4
4/12 at Vanderbilt	L, 7-8
4/14 Loyola-New Orleans	W, 9-5
4/15 at Southeastern La.	W, 9-3
4/17 Alabama	W, 6-5
4/19 Alabama	W, 7-3 (7)
4/19 Alabama	L, 2-4 (7)
4/22 vs. New Orleans #	W, 9-5
4/24 at Florida	W, 13-5
4/25 at Florida	L, 3-4
4/26 at Florida	L, 1-3
5/1 Tennessee	W, 4-3
5/2 Tennessee	W, 15-12
5/3 Tennessee	W, 8-7
5/8 at Mississippi	W, 11-4
5/9 at Mississippi	L, 0-9
5/10 at Mississippi	L, 8-10

SEC TOURNAMENT - HOOVER, ALA.

5/13 vs. Arkansas	L, 4-8
5/14 vs. South Carolina	W, 6-0
5/15 vs. Mississippi State	L, 5-7

NCAA SOUTH II REGIONAL - BATON ROUGE, LA.

5/21 Nicholls State	W, 18-4
5/22 SW Louisiana	W, 15-6
5/23 Cal State Fullerton	W, 13-11
5/24 Cal State Fullerton	W, 14-3

COLLEGE WORLD SERIES - OMAHA, NEB.

5/30 vs. Southern Cal	W, 12-10
6/1 vs. Mississippi State	W, 10-8
6/4 vs. Southern Cal	L, 4-5
6/5 vs. Southern Cal	L, 3-7

* Winn-Dixie Showdown (New Orleans, La.)

at Zephyr Field (Metairie, La.)

1999 (41-24-1)

Coach Skip Bertman

NCAA Regional Champions

NCAA Super Regional Participants

2/12 Texas	W, 7-5
2/13 Texas	L, 4-16
2/14 Texas	L, 4-10
2/19 vs. Southern Miss *	W, 8-2
2/20 vs. SW Louisiana *	W, 13-6
2/21 vs. Mississippi *	W, 5-1
2/23 Southeastern La.	W, 17-7
2/26 Centenary	W, 21-1
2/27 Central Florida	W, 18-4
2/28 Central Florida	W, 5-2
3/2 Northwestern State	L, 6-12
3/3 Southern	W, 18-1
3/5 Ohio	W, 26-5
3/6 Ohio	W, 14-1
3/7 Ohio	W, 20-6
3/9 at SW Louisiana	W, 12-8 (10)
3/12 Florida	W, 8-3
3/14 Florida	L, 4-6 (7)
3/14 Florida	W, 7-5 (8)
3/16 SW Louisiana	L, 3-11
3/17 Nicholls State	W, 12-4
3/19 at Arkansas	L, 4-11
3/20 at Arkansas	W, 10-4
3/21 at Arkansas	L, 6-7
3/23 vs. Southern #	W, 7-6 (11)
3/24 Tulane	L, 3-5
3/26 Mississippi	L, 2-4
3/27 Mississippi	W, 8-6
3/28 Mississippi	W, 10-4
3/31 Northeast La.	L, 3-4
4/2 at Tennessee	W, 8-4
4/3 at Tennessee	L, 7-8
4/4 at Tennessee	L, 3-4
4/6 New Orleans	W, 6-3
4/9 Vanderbilt	L, 2-11
4/10 Vanderbilt	W, 10-2
4/11 Vanderbilt	W, 9-2
4/14 vs. Tulane #	L, 10-15
4/16 at Alabama	L, 3-10
4/17 at Alabama	W, 9-8
4/18 at Alabama	L, 4-9
4/20 vs. New Orleans #	W, 13-7
4/21 McNeese State	W, 7-2
4/23 at Mississippi State	W, 10-8
4/24 at Mississippi State	L, 1-7
4/25 at Mississippi State	W, 3-2
4/30 Auburn	W, 9-5
5/1 Auburn	W, 8-5
5/2 Auburn	W, 11-2
5/7 at Georgia	W, 4-3
5/8 at Georgia	W, 18-13
5/9 at Georgia	T, 11-11
5/11 at Northeast La.	L, 5-6
5/14 Kentucky	W, 7-2
5/15 Kentucky	L, 8-13
5/16 Kentucky	W, 6-4
SEC TOURNAMENT - HOOVER, ALA.	
5/19 vs. Auburn	L, 2-6
5/20 vs. Kentucky	W, 10-0
5/21 vs. Arkansas	L, 8-9
NCAA REGIONAL - BATON ROUGE, LA.	
5/28 Northeast La.	W, 11-4
5/29 East Carolina	L, 10-11
5/29 Southern	W, 6-3
5/30 East Carolina	W, 12-10
5/31 East Carolina	W, 9-0
NCAA SUPER REGIONAL - TUSCALOOSA, ALA.	
6/4 at Alabama	L, 6-13
6/5 at Alabama	L, 5-13

* Winn-Dixie Showdown (New Orleans, La.)

at Zephyr Field (Metairie, La.)

2000 (52-17)

Coach Skip Bertman

SEC Western Division Champions

SEC Tournament Champions

NCAA Regional Champions

NCAA Super Regional Champions

NCAA National Champions

2/12 Virginia	W, 8-0
2/12 Virginia	W, 13-2
2/13 Virginia	W, 13-4
2/15 Southeastern La.	W, 11-0
2/18 Arizona State	W, 8-4
2/19 Arizona State	W, 6-5
2/20 Arizona State	L, 2-6
2/22 McNeese State	L, 8-9 (11)
2/25 Houston	L, 2-10
2/26 Houston	L, 7-11
2/27 Houston	L, 2-10
2/29 Nicholls State	W, 8-2
3/1 Tulane	W, 12-5
3/3 at Central Florida	L, 13-14
3/4 at Central Florida	W, 11-4
3/5 at Central Florida	W, 4-1
3/7 Southern	W, 7-3
3/10 Georgia	L, 3-7
3/11 Georgia	L, 8-10 (11)
3/12 Georgia	W, 13-3
3/14 at Southeastern La.	W, 11-4
3/17 at Vanderbilt	W, 6-0
3/18 at Vanderbilt	W, 17-4
3/22 New Orleans	W, 17-2
3/24 South Carolina	W, 8-6
3/25 South Carolina	W, 7-6
3/26 South Carolina	L, 7-9
3/28 Centenary @	W, 6-3
3/31 at Auburn	W, 18-11
4/1 at Auburn	L, 1-7
4/2 at Auburn	W, 12-10
4/4 vs. New Orleans #	W, 10-2
4/5 Southern	W, 10-5
4/7 Arkansas	W, 12-3
4/8 Arkansas	W, 12-5
4/9 Arkansas	W, 17-11
4/11 UL-Lafayette	W, 8-2
4/15 at Florida	W, 10-4
4/16 at Florida	W, 9-6
4/16 at Florida	L, 5-7
4/18 UL-Monroe	W, 12-5
4/19 vs. Tulane #	W, 21-6
4/21 Miss. State	L, 13-15
4/22 Miss. State	W, 18-15
4/23 Miss. State	L, 3-10
4/25 Northwestern State	W, 13-0
4/28 at Ole Miss	W, 12-6
4/29 at Ole Miss	L, 4-6
4/30 at Ole Miss	W, 9-2
5/2 at McNeese State	L, 3-4 (11)
5/5 at Kentucky	W, 9-0
5/6 at Kentucky	W, 6-3
5/7 at Kentucky	L, 4-7
5/12 Alabama	W, 11-4
5/13 Alabama	W, 6-4
5/14 Alabama	L, 0-14
SEC TOURNAMENT - HOOVER, ALA.	
5/17 vs. Georgia	W, 11-3
5/18 vs. Alabama	W, 18-12
5/20 vs. Alabama	W, 6-5
5/21 vs. Florida	W, 9-6

NCAA REGIONAL - BATON ROUGE, LA.

5/26 Jackson State	W, 19-1
5/27 UL-Monroe	W, 21-0
5/28 UL-Monroe	W, 5-3
NCAA SUPER REGIONAL - BATON ROUGE, LA.	
6/2 UCLA	W, 8-2
6/3 UCLA	W, 14-8
COLLEGE WORLD SERIES - OMAHA, NEB.	
6/10 vs. Texas	W, 13-5
6/12 vs. Southern Cal	W, 10-4
6/15 vs. Florida State	W, 6-3
6/17 vs. Stanford	W, 6-5

at Zephyr Field (Metairie, La.)

@ at Fair Grounds Field (Shreveport, La.)

2001 (44-22-1)

Coach Skip Bertman

SEC Western Division Champions

NCAA Regional Champions

NCAA Super Regional Participants

2/10 Kansas State	L, 8-9
2/10 Kansas State	W, 4-0
2/11 Kansas State	W, 14-8
2/14 UL-Monroe	L, 6-7 (11)
2/17 Houston	W, 9-4
2/17 Houston	W, 4-1
2/18 Houston	W, 14-6
2/20 McNeese State	W, 7-3
2/23 Duquesne	W, 13-9
2/24 Duquesne	W, 24-5
2/25 Duquesne	W, 12-2
2/27 Nicholls State	W, 16-4
3/2 at Arizona State	W, 12-11
3/3 at Arizona State	W, 15-7
3/4 at Arizona State	T, 5-5 (8)
3/6 Southern	L, 6-11
3/7 Tulane	L, 3-13
3/9 at Georgia	L, 7-8 (11)
3/10 at Georgia	W, 5-3 (11)
3/11 at Georgia	L, 3-4 (11)
3/13 Southern	W, 13-6
3/16 Florida	W, 18-10
3/17 Florida	W, 4-3
3/18 Florida	W, 10-7
3/23 at Mississippi State	W, 9-1
3/24 at Mississippi State	W, 7-1
3/25 at Mississippi State	L, 0-13
3/30 Kentucky	W, 6-2
3/31 Kentucky	W, 9-5
4/1 Kentucky	L, 5-9
4/3 New Orleans	W, 7-2
4/6 at South Carolina	W, 5-3
4/7 at South Carolina	W, 12-5
4/8 at South Carolina	L, 2-4
4/10 UL-Lafayette #	W, 12-7
4/11 Tulane #	L, 6-7
4/13 Ole Miss	W, 15-2
4/14 Ole Miss	L, 10-23
4/15 Ole Miss	W, 6-3
4/17 Northwestern State	W, 9-7
4/18 at Northwestern St.	L, 8-10
4/20 Vanderbilt	L, 5-7
4/21 Vanderbilt	W, 7-2
4/22 Vanderbilt	W, 18-2 (8)
4/24 Southeastern La.	W, 7-4
4/26 at UL-Monroe	W, 16-4 (8)
4/27 at Alabama	W, 4-2
4/28 at Alabama	W, 8-7
4/29 at Alabama	W, 8-3
5/1 New Orleans #	W, 12-1 (7)
5/4 at Arkansas	L, 1-8
5/5 at Arkansas	L, 4-5

5/6 at Arkansas	L, 3-4
5/11 Auburn	W, 20-5
5/12 Auburn	L, 5-7
5/13 Auburn	L, 7-9
SEC TOURNAMENT - HOOVER, ALA.	
5/16 Florida	W, 10-0 (7)
5/17 Ole Miss	W, 13-2 (7)
5/19 Ole Miss	W, 12-6
5/20 Mississippi State	L, 1-4
NCAA REGIONAL - BATON ROUGE, LA.	
5/25 Minnesota	W, 10-9
5/26 VCU	W, 13-9
5/27 VCU	L, 7-10
5/27 VCU	W, 14-9
NCAA SUPER REGIONAL - METAIRIE, LA.	
6/1 at Tulane	W, 4-3 (13)
6/2 at Tulane	L, 4-9
6/3 at Tulane	L, 1-7

at Zephyr Field (Metairie, La.)

2002 (44-22)

Coach Smoke Laval

NCAA Regional Champions

NCAA Super Regional Participants

2/8 Birmingham-Southern	W, 10-9
2/9 Birmingham-Southern	W, 6-5 (13)
2/10 Birmingham-Southern	W, 11-7
2/12 Southeastern La.	L, 3-4
2/15 Mercer	W, 7-4
2/16 Mercer	W, 9-6
2/17 Mercer	W, 17-1
2/20 Centenary @	W, 7-6
2/22 at Houston	L, 3-11
2/23 at Houston	W, 8-4
2/24 at Houston	L, 11-12
3/2 Long Beach State	L, 3-8
3/2 Long Beach State	W, 10-2
3/3 Long Beach State	W, 5-4 (11)
3/5 Tulane	L, 5-6
3/8 UL-Monroe	W, 4-3
3/9 UL-Monroe	W, 7-1
3/10 UL-Monroe	W, 8-7
3/12 UL-Lafayette	L, 1-2
3/15 Vanderbilt	W, 6-0
3/16 Vanderbilt	L, 2-9
3/17 Vanderbilt	L, 7-8
3/19 at UL-Lafayette	L, 0-7
3/22 at Ole Miss	L, 3-9
3/23 at Ole Miss	W, 6-5
3/24 at Ole Miss	L, 7-10
3/26 at Southeastern La.	W, 9-7
3/29 Mississippi State	L, 4-15
3/30 Mississippi State	W, 7-3
4/2 New Orleans	W, 8-1
4/5 at Auburn	W, 9-4
4/6 at Auburn	L, 3-11
4/7 at Auburn	W, 9-5
4/10 Tulane \$	W, 9-5
4/12 Georgia	W, 8-2
4/13 Georgia	W, 14-4
4/14 Georgia	W, 13-4
4/16 Southern	W, 13-2
4/19 at South Carolina	W, 9-8
4/20 at South Carolina	L, 2-4
4/21 at South Carolina	L, 3-4
4/23 at UL-Monroe	W, 10-3
4/26 Arkansas	W, 3-0
4/27 Arkansas	W, 8-0
4/28 Arkansas	W, 13-5
4/30 New Orleans #	W, 13-0
5/4 at Tennessee	L, 1-2
5/4 at Tennessee	W, 16-4

5/5 at Tennessee	W, 6-2
5/10 at Florida	W, 5-4 (10)
5/11 at Florida	L, 3-6
5/12 at Florida	W, 8-5
5/18 Alabama	W, 3-0
5/18 Alabama	W, 6-5
5/19 Alabama	W, 5-1
SEC TOURNAMENT - HOOVER, ALA.	
5/22 Auburn	W, 2-1
5/23 South Carolina	W, 8-3
5/25 South Carolina	L, 8-10
5/25 South Carolina	L, 4-5
NCAA REGIONAL - BATON ROUGE, LA.	
5/31 Southern	W, 5-4
6/1 UL-Lafayette	L, 0-5
6/1 Tulane	W, 4-2
6/2 UL-Lafayette	W, 12-2
6/2 UL-Lafayette	W, 12-2
NCAA SUPER REGIONAL - HOUSTON, TEXAS	
6/7 at Rice	L, 0-6
6/8 at Rice	L, 0-3

@ at Fair Grounds Field (Shreveport, La.)

\$ at Louisiana Superdome (New Orleans)

at Zephyr Field (Metairie, La.)

2003 (45-22-1)

Coach Smoke Laval

SEC Champions

NCAA Regional Champions

NCAA Super Regional Champions

College World Series - 7th place

2/7 Northwestern State	W, 2-1
2/8 Northwestern State	W, 10-5
2/9 Northwestern State	W, 5-3
2/11 Centenary @	W, 15-0
2/14 Kansas	L, 6-9 (10)
2/16 Kansas	L, 4-6
2/16 Kansas	L, 7-9 (7)
2/18 UL-Monroe	W, 9-4
2/22 Houston	L, 2-7
2/23 Houston	W, 5-2
2/28 at Long Beach State	L, 1-12
3/1 at Long Beach State	L, 1-5
3/2 at Long Beach State	W, 7-2
3/5 Southeastern La.	W, 4-2
3/7 Winthrop	W, 10-2
3/8 Winthrop	W, 11-1
3/9 Winthrop	W, 3-2
3/11 Tulane #	L, 4-5 (11)
3/14 Florida	W, 9-0
3/15 Florida	W, 3-2
3/16 Florida	T, 8-8
3/21 at Georgia	W, 12-5
3/22 at Georgia	W, 13-6
3/23 at Georgia	W, 3-2
3/25 New Orleans #	L, 4-5
3/28 at Alabama	L, 2-4
3/29 at Alabama	W, 10-6
3/30 at Alabama	W, 11-10
4/2 Nicholls State	W, 6-2
4/4 South Carolina	W, 5-1
4/5 South Carolina	L, 5-8
4/6 South Carolina	W, 12-4
4/9 at Northwestern St.	W, 6-4
4/11 Ole Miss	L, 2-7
4/12 Ole Miss	W, 14-6
4/13 Ole Miss	W, 13-5
4/15 Tulane	W, 8-0
4/18 at Vanderbilt	L, 2-4
4/19 at Vanderbilt	L, 4-5 (10)
4/20 at Vanderbilt	W, 9-2
4/23 Southeastern La.	W, 14-8

4/25 Tennessee	W, 17-4
4/26 Tennessee	W, 10-6
4/27 Tennessee	W, 15-4
4/29 Tulane \$	L, 5-9
4/30 New Orleans	W, 7-2
5/2 at Mississippi State	L, 2-4
5/3 at Mississippi State	L, 0-5
5/4 at Mississippi State	W, 6-1
5/6 Loyola-N.O.	W, 21-6 (8)
5/9 Auburn	W, 6-5
5/10 Auburn	W, 20-3
5/11 Auburn	L, 8-14
5/16 at Arkansas	W, 11-3
5/17 at Arkansas	L, 5-6 (10)
5/18 at Arkansas	W, 6-2
SEC TOURNAMENT - HOOVER, ALA.	
5/22 Arkansas	W, 5-4
5/23 Mississippi State	W, 7-2
5/24 Mississippi State	W, 17-5 (7)
5/25 Alabama	L, 3-10
NCAA REGIONAL - BATON ROUGE, LA.	
5/30 Northeastern	W, 11-8
5/31 Tulane	W, 13-5
6/1 UNC-Wilmington	W, 9-8 (11)
NCAA SUPER REGIONAL - BATON ROUGE, LA.	
6/6 Baylor	L, 1-4
6/7 Baylor	W, 6-5
6/8 Baylor	W, 20-5
COLLEGE WORLD SERIES - OMAHA, NEB.	
6/13 Cal State Fullerton	L, 2-8
6/15 South Carolina	L, 10-11

@ at Fair Grounds Field (Shreveport, La.)

at Zephyr Field (Metairie, La.)

\$ at Louisiana Superdome (New Orleans)

2004 (46-19)

Coach Smoke Laval

NCAA Regional Champions

NCAA Super Regional Champions

College World Series - 7th place

2/13 at UCF	W, 4-3 (10)
2/14 at UCF	W, 17-4
2/15 at UCF	L, 5-6 (10)
2/17 UL-Monroe	W, 7-1
2/20 Jacksonville State	W, 6-1
2/21 Jacksonville State	W, 14-2
2/22 Jacksonville State	W, 19-1 (7)
2/27 Texas State	W, 10-1
2/28 Texas State	W, 2-1
2/29 Texas State	W, 13-2
3/2 Tulane #	W, 6-0
3/5 Houston	W, 9-3
3/6 Houston	L, 5-10
3/7 Houston	W, 8-2
3/9 at UL-Monroe	W, 6-1
3/12 Southeastern La.	W, 7-1
3/13 Southeastern La.	W, 5-1
3/16 New Orleans	W, 14-0 (7)
3/19 at South Carolina	W, 6-3 (11)
3/20 at South Carolina	L, 5-12
3/21 at South Carolina	W, 12-7
3/23 Centenary @	W, 9-3
3/26 Mississippi State	L, 3-7
3/27 Mississippi State	W, 11-6
3/28 Mississippi State	W, 14-3
3/30 at New Orleans	W, 12-5
4/2 at Auburn	L, 6-7 (10)
4/3 at Auburn	W, 5-3
4/4 at Auburn	W, 3-2
4/6 Tulane	L, 0-1
4/9 Arkansas	L, 8-11
4/10 Arkansas	L, 10-11 (10)

4/11 Arkansas	L, 5-7
4/13 Nicholls State	W, 9-3
4/14 Southeastern La. #	W, 9-3
4/16 Georgia	W, 6-5 (10)
4/17 Georgia	W, 10-2
4/18 Georgia	L, 4-12
4/20 at Southern	W, 21-10
4/23 at Tennessee	L, 6-8
4/24 at Tennessee	W, 11-5
4/25 at Tennessee	W, 11-1
4/27 Tulane \$	W, 9-5
5/1 Alabama	L, 2-8
5/2 Alabama	W, 2-1 (8)
5/2 Alabama	W, 9-2 (7)
5/7 at Kentucky	L, 3-10
5/8 at Kentucky	W, 11-8
5/9 at Kentucky	W, 15-4
5/15 Vanderbilt	W, 3-2 (10)
5/15 Vanderbilt	W, 7-6 (11)
5/16 Vanderbilt	L, 0-8
5/19 Southeastern La.	W, 16-2 (8)
5/21 at Ole Miss	L, 6-7
5/22 at Ole Miss	W, 11-4
5/23 at Ole Miss	W, 14-6
SEC TOURNAMENT - HOOVER, ALA.	
5/26 Florida	L, 4-5 (10)
5/27 Georgia	L, 0-1
NCAA REGIONAL - BATON ROUGE, LA.	
6/4 Army	W, 9-0
6/5 Southern Mississippi	W, 6-2
6/6 College of Charleston	W, 11-3
NCAA SUPER REGIONAL - BATON ROUGE, LA.	
6/12 Texas A&M	W, 11-8
6/13 Texas A&M	W, 4-0
COLLEGE WORLD SERIES - OMAHA, NEB.	
6/19 Miami [Fla.]	L, 5-9
6/21 South Carolina	L, 4-15

at Zephyr Field (Metairie, La.)
 @ at Fair Grounds Field (Shreveport, La.)
 \$ at Louisiana Superdome (New Orleans)

2005 (40-22)

Coach Smoke Laval

SEC Western Division Champions

NCAA Regional Participants

2/11 Nicholls State	W, 12-1
2/12 Nicholls State	W, 19-2
2/14 Nicholls State	W, 6-3
2/15 UL-Monroe	W, 9-6
2/18 Arkansas-Little Rock	W, 4-2
2/19 Arkansas-Little Rock	W, 11-8
2/20 Arkansas-Little Rock	W, 15-9
2/25 at Houston	L, 1-2
2/27 at Houston	W, 11-5
2/27 at Houston	W, 8-1
3/2 Centenary @	L, 1-6
3/4 Alabama-Birmingham	W, 12-6
3/5 Alabama-Birmingham	W, 7-3
3/6 Alabama-Birmingham	L, 3-4
3/8 Tulane	L, 2-6
3/11 Arizona State	W, 6-5
3/12 Western Illinois	W, 10-8
3/13 Arizona State	W, 20-3
3/18 at Georgia	W, 8-2
3/19 at Georgia	W, 5-3
3/20 at Georgia	W, 6-4
3/23 Southeastern La. #	W, 4-2
3/25 Auburn	L, 4-6
3/26 Auburn	W, 6-3
3/27 Auburn	L, 5-7
3/29 New Orleans	W, 18-10
4/1 at Alabama	L, 0-4

4/2 at Alabama	W, 11-2
4/3 at Alabama	L, 4-5 (13)
4/5 at Nicholls State	W, 3-2
4/6 Rice #	W, 8-2
4/8 South Carolina	L, 1-3
4/9 South Carolina	L, 1-5
4/10 South Carolina	L, 5-7
4/12 Northwestern State	W, 19-2
4/15 Ole Miss	L, 8-14
4/16 Ole Miss	W, 7-6
4/17 Ole Miss	W, 5-1
4/19 Tulane #	L, 8-11
4/22 at Arkansas	W, 10-7
4/23 at Arkansas	W, 7-0
4/24 at Arkansas	W, 6-0
4/30 at Vanderbilt	L, 4-9
4/30 at Vanderbilt	W, 9-3
5/1 at Vanderbilt	W, 3-0
5/3 Southern	L, 5-9
5/6 Kentucky	W, 6-5
5/7 Kentucky	L, 1-7
5/8 Kentucky	W, 8-3
5/13 Tennessee	L, 2-9
5/14 Tennessee	W, 9-3
5/15 Tennessee	W, 14-4
5/18 at New Orleans	W, 7-5 (13)
5/20 at Mississippi State	W, 7-5
5/21 at Mississippi State	L, 3-5
5/22 at Mississippi State	W, 3-2
SEC TOURNAMENT - HOOVER, ALA.	
5/25 Mississippi State	L, 2-9
5/26 Tennessee	L, 1-5
NCAA REGIONAL - BATON ROUGE, LA.	
6/3 Marist	W, 14-5
6/4 Rice	L, 7-9
6/6 Northwestern State	W, 12-4
6/6 Rice	L, 4-5

at Zephyr Field (Metairie, La.)
 @ at Fair Grounds Field (Shreveport, La.)

2006 (35-24)

Coach Smoke Laval

2/10 North Florida	W, 11-1
2/11 North Florida	W, 4-0
2/12 North Florida	L, 3-4 (10)
2/14 Centenary	W, 15-3
2/17 Tennessee Tech	W, 9-6
2/18 Tennessee Tech	W, 7-2
2/19 Tennessee Tech	W, 8-3
2/21 Southeastern La.	W, 7-3
2/24 Temple	W, 4-1
2/26 Temple	W, 9-0
2/26 Temple	W, 14-4
3/1 Louisiana-Monroe	W, 8-5
3/3 Houston	L, 3-5
3/4 Houston	W, 7-0
3/5 Houston	W, 5-3
3/7 Tulane	W, 4-3
3/10 Stetson	W, 5-1
3/11 Stetson	W, 11-7
3/12 Stetson	L, 8-9
3/17 at Kentucky	L, 2-8
3/18 at Kentucky	L, 3-6
3/19 at Kentucky	W, 5-2
3/22 Southeastern La. #	W, 5-4
3/24 Mississippi State	L, 1-11
3/25 Mississippi State	W, 8-6
3/26 Mississippi State	L, 6-7 (10)
3/28 at New Orleans	W, 6-5 (11)
3/31 South Carolina	L, 2-12
4/1 South Carolina	L, 4-18
4/2 South Carolina	L, 1-2

4/4 Southern	W, 3-2
4/7 at Tennessee	W, 12-2
4/8 at Tennessee	L, 0-9
4/9 at Tennessee	W, 6-2
4/11 Northwestern St.	W, 12-0
4/14 Alabama	W, 7-6
4/15 Alabama	W, 8-6
4/16 Alabama	L, 6-17
4/18 Tulane #	L, 5-12
4/22 at Ole Miss	L, 5-10
4/22 at Ole Miss	L, 3-11
4/23 at Ole Miss	L, 8-11
4/26 New Orleans	W, 7-2
4/28 Arkansas	W, 7-6
4/29 Arkansas	L, 2-4
4/30 Arkansas	W, 7-5
5/5 at Auburn	W, 4-3
5/6 at Auburn	W, 5-3
5/7 at Auburn	W, 8-2
5/12 Vanderbilt	W, 4-3
5/13 Vanderbilt	L, 4-19
5/14 Vanderbilt	L, 4-8
5/16 Rice #	L, 3-6
5/18 at Florida	W, 7-3
5/19 at Florida	L, 7-8 (10)
5/20 at Florida	L, 5-10
SEC TOURNAMENT - HOOVER, ALA.	
5/24 Alabama	W, 4-3
5/25 Ole Miss	L, 1-12
5/26 Alabama	L, 3-8

at Zephyr Field (Metairie, La.)

2007 (29-26-1)

Coach Paul Mainieri

2/9 Saint Mary's	W, 4-3
2/10 Saint Mary's	W, 7-6
2/11 Saint Mary's	W, 6-2
2/16 at Stetson	L, 1-8
2/17 at Stetson	L, 1-14
2/18 at Stetson	W, 8-4
2/21 Northwestern State	W, 6-2
2/23 Central Florida	W, 4-1
2/24 Central Florida	W, 13-6
2/25 Central Florida	L, 4-5
2/27 Tulane	L, 3-8
3/2 Lipscomb	L, 6-7
3/3 Lipscomb	L, 7-10
3/4 Lipscomb	W, 8-4
3/6 Centenary @	W, 2-1
3/9 Southern Miss	W, 2-1
3/10 Southern Miss	W, 15-8
3/11 Southern Miss	L, 3-5
3/13 McNeese State	W, 6-3
3/16 at South Carolina	L, 0-5
3/17 at South Carolina	W, 6-5
3/18 at South Carolina	L, 5-9
3/21 Southeastern La.	W, 5-3
3/23 Kentucky	L, 2-16
3/24 Kentucky	L, 5-6
3/25 Kentucky	T, 9-9 (8)
3/27 New Orleans	W, 6-3
3/30 at Alabama	W, 5-4
3/31 at Alabama	L, 2-5
4/1 at Alabama	W, 7-3
4/3 Tulane #	L, 9-16
4/6 Auburn	L, 1-6
4/7 Auburn	L, 0-7
4/8 Auburn	W, 10-1
4/11 Mississippi Valley St.	W, 4-1
4/13 Ole Miss	W, 4-3
4/14 Ole Miss	W, 8-2
4/15 Ole Miss	L, 5-16

4/18 New Orleans #	L, 4-5
4/20 at Mississippi State	L, 3-12
4/21 at Mississippi State	W, 6-5
4/22 at Mississippi State	W, 3-1
4/27 Tennessee	L, 1-7
4/28 Tennessee	W, 4-2
4/29 Tennessee	L, 9-10 (10)
5/1 Southern	W, 9-7
5/1 Nicholls State	W, 8-3
5/4 at Arkansas	W, 6-5
5/5 at Arkansas	L, 0-5
5/6 at Arkansas	W, 5-3
5/11 Florida	L, 3-19
5/12 Florida	L, 4-8
5/13 Florida	W, 9-4
5/17 at Vanderbilt	L, 1-4
5/18 at Vanderbilt	L, 2-6
5/19 at Vanderbilt	L, 2-6

at Zephyr Field (Metairie, La.)
 @ at Fair Grounds Field (Shreveport, La.)

2008 (49-19-1)

Coach Paul Mainieri

SEC Western Division Champions

SEC Tournament Champions

NCAA Regional Champions

NCAA Super Regional Champions

College World Series - 5th place

2/22 Indiana	W, 7-1
2/23 Indiana	W, 5-4
2/24 Indiana	L, 6-7
2/26 Southern	W, 6-1
2/27 Miss. Valley State	W, 9-1
2/29 Duquesne	W, 10-1
3/1 Duquesne	W, 22-11
3/2 Duquesne	W, 12-2
3/4 Michigan State	W, 5-3
3/5 Michigan State	W, 12-1
3/8 Stetson	W, 9-3
3/8 Stetson	W, 6-5
3/9 Stetson	L, 2-7
3/11 Southeastern La.	L, 3-6
3/14 at Tennessee	L, 5-6
3/16 at Tennessee	L, 3-7 (7)
3/16 at Tennessee	L, 3-7 (7)
3/19 Tulane	W, 7-5
3/21 Arkansas	W, 8-7 (11)
3/22 Arkansas	L, 13-14 (10)
3/23 Arkansas	W, 4-2
3/25 Northwestern State	W, 10-3
3/26 New Orleans	L, 6-8
3/28 at Florida	L, 5-8
3/29 at Florida	L, 1-7
3/30 at Florida	W, 6-3
4/1 at Southern	W, 8-3
4/2 Centenary	W, 6-0
4/4 Alabama	W, 3-0
4/5 Alabama	L, 5-6 (11)
4/6 Alabama	W, 9-7
4/9 at Southern Miss	W, 8-4
4/11 at Ole Miss	L, 1-2
4/12 at Ole Miss	L, 1-7
4/13 at Ole Miss	W, 8-2
4/15 Nicholls State	W, 11-2
4/16 at New Orleans	L, 5-6
4/18 Georgia	L, 3-6
4/19 Georgia	L, 8-9
4/20 Georgia	T, 10-10 (12)
4/22 at Tulane	W, 8-4
4/23 McNeese State	W, 6-0
4/25 South Carolina	W, 11-3
4/26 South Carolina	W, 11-10 (11)

4/27 South Carolina	W, 6-3
4/29 UL-Lafayette	W, 5-3
5/3 at Kentucky	W, 3-1 (10)
5/3 at Kentucky	W, 12-5
5/4 at Kentucky	W, 9-8
5/9 Mississippi State	W, 15-6
5/10 Mississippi State	W, 16-4
5/11 Mississippi State	W, 9-6
5/13 New Orleans #	W, 7-6 (15)
5/15 at Auburn	W, 6-4
5/16 at Auburn	W, 15-6
5/17 at Auburn	W, 11-7
SEC TOURNAMENT - HOOVER, ALA.	
5/21 South Carolina	W, 5-4 (10)
5/22 Vanderbilt	W, 8-2
5/24 Alabama	W, 12-8
5/25 Ole Miss	W, 8-2
NCAA REGIONAL - BATON ROUGE, LA.	
5/30 Texas Southern	W, 12-1
5/31 Southern Miss	W, 13-4
6/1 Southern Miss	W, 11-4
NCAA SUPER REGIONAL - BATON ROUGE, LA.	
6/7 UC Irvine	L, 5-11
6/8 UC Irvine	W, 9-7
6/9 UC Irvine	W, 21-7
COLLEGE WORLD SERIES - OMAHA, NEB.	
6/15 North Carolina	L, 4-8
6/17 Rice	W, 6-5
6/19 North Carolina	L, 3-7

at Zephyr Field (Metairie, La.)

2009 (56-17) Coach Paul Mainieri
SEC Champions
SEC Tournament Champions
NCAA Regional Champions
NCAA Super Regional Champions
NCAA National Champions

2/20 Villanova	W, 12-3
2/21 Villanova	W, 11-1
2/22 Villanova	W, 6-3
2/25 Southern	W, 11-5
2/27 Central Florida	W, 13-4
2/28 Central Florida	W, 11-2
3/1 Central Florida	W, 16-0
3/3 at New Orleans	W, 19-3
3/4 Miss. Valley State	W, 10-4
3/6 Illinois	L, 1-3
3/7 Illinois	W, 22-10
3/8 Illinois	L, 2-6
3/10 at Southeastern La.	W, 16-5
3/11 UL-Lafayette	L, 9-10
3/13 Kentucky	W, 5-3
3/15 Kentucky	L, 2-5 (7)
3/15 Kentucky	W, 3-1 (7)
3/17 Northwestern State	W, 2-1
3/18 McNeese State	W, 6-3
3/20 at South Carolina	L, 3-7
3/21 at South Carolina	W, 10-3
3/22 at South Carolina	W, 11-3
3/24 Harvard	W, 4-3
3/25 Harvard	W, 10-2
3/27 Ole Miss	L, 4-7
3/28 Ole Miss	W, 6-5
3/29 Ole Miss	W, 2-1
4/1 at Tulane	L, 7-8
4/3 at Georgia	W, 8-4
4/4 at Georgia	L, 8-10
4/5 at Georgia	W, 7-5
4/8 Grambling State	W, 8-4
4/10 at Alabama	W, 8-5
4/11 at Alabama	L, 5-13
4/12 at Alabama	W, 12-7

4/14 New Orleans	W, 8-6
4/15 Nicholls State	L, 1-3
4/17 Tennessee	W, 18-3
4/18 Tennessee	L, 5-7
4/19 Tennessee	L, 4-9
4/21 Southeastern La.	W, 6-5
4/22 UL-Lafayette #	W, 10-6
4/24 Auburn	W, 7-3
4/25 Auburn	W, 7-6
4/26 Auburn	W, 7-6
4/29 Tulane	W, 13-2 (7)
5/2 at Arkansas	L, 4-11
5/2 at Arkansas	W, 5-0
5/3 at Arkansas	W, 4-3
5/8 Florida	W, 10-1
5/9 Florida	W, 4-0
5/10 Florida	L, 3-9
5/12 Centenary	W, 12-4
5/14 at Mississippi State	W, 5-4
5/15 at Mississippi State	L, 7-8
5/16 at Mississippi State	W, 15-4
SEC TOURNAMENT - HOOVER, ALA.	
5/20 Vanderbilt	L, 1-4
5/21 Alabama	W, 9-6
5/22 South Carolina	W, 4-1
5/23 Georgia	W, 16-0 (7)
5/23 Georgia	W, 3-2 (7)
5/24 Vanderbilt	W, 6-2
NCAA REGIONAL - BATON ROUGE, LA.	
5/29 Southern	W, 10-2
5/30 Baylor	W, 3-2 (10)
5/31 Minnesota	W, 10-3

NCAA SUPER REGIONAL - BATON ROUGE, LA.
6/5 Rice W, 12-9
6/6 Rice W, 5-3
COLLEGE WORLD SERIES - OMAHA, NEB.
6/13 Virginia W, 9-5
6/15 Arkansas W, 9-1
6/19 Arkansas W, 14-5
6/22 Texas W, 7-6 (11)
6/23 Texas L, 1-5
6/24 Texas W, 11-4

- at Zephyr Field (Metairie, La.)
2010 (41-22) Coach Paul Mainieri
SEC Tournament Champions
NCAA Regional Participants

2/19 Centenary	W, 5-4
2/20 Centenary	W, 25-8
2/21 Centenary	W, 4-0
2/24 McNeese State	W, 2-1
2/27 William & Mary	W, 10-9
2/28 William & Mary	W, 9-6
2/28 William & Mary	W, 7-4
3/4 Pepperdine	W, 8-1
3/5 Brown	W, 13-7
3/6 Pepperdine	W, 3-2
3/7 Brown	W, 9-2
3/9 UL-Monroe	W, 18-7
3/12 Kansas	L, 9-11
3/13 Kansas	W, 4-2
3/14 Kansas	L, 4-8
3/17 Nicholls State	W, 10-3
3/19 Arkansas	L, 3-6
3/20 Arkansas	W, 8-7
3/21 Arkansas	W, 5-1
3/24 UL-Lafayette	W, 4-3
3/26 at Tennessee	W, 6-2
3/27 at Tennessee	W, 10-6
3/27 at Tennessee	W, 8-6
3/31 Binghamton	W, 13-7
4/2 Georgia	W, 4-3
4/3 Georgia	L, 6-12

4/4 Georgia	W, 15-5
4/6 Alcorn State	W, 17-5
4/7 Southern Miss #	W, 6-5 (12)
4/9 at Auburn	W, 14-10
4/10 at Auburn	L, 7-11
4/11 at Auburn	L, 5-6
4/14 Tulane	W, 10-4
4/16 Alabama	W, 12-5
4/17 Alabama	W, 9-7
4/18 Alabama	W, 6-5 (14)
4/20 Northwestern State @	W, 14-3
4/21 Northwestern State	W, 8-6
4/24 at Ole Miss	L, 9-11
4/24 at Ole Miss	L, 8-9 (11)
4/25 at Ole Miss	L, 6-7
4/27 New Orleans	L, 4-7
4/30 at Florida	L, 5-8
5/1 at Florida	L, 3-7
5/2 at Florida	L, 6-13
5/4 Southeastern La.	W, 9-5
5/7 Vanderbilt	W, 16-15 (10)
5/8 Vanderbilt	L, 2-6
5/9 Vanderbilt	L, 3-4
5/14 at Kentucky	L, 9-11
5/15 at Kentucky	L, 4-9
5/16 at Kentucky	L, 4-6
5/18 at Tulane	L, 1-9
5/20 Mississippi State	W, 14-13
5/21 Mississippi State	W, 17-3
5/22 Mississippi State	L, 1-2
SEC TOURNAMENT - HOOVER, ALA.	
5/26 Florida	W, 10-6
5/27 Vanderbilt	W, 7-5
5/29 Ole Miss	W, 8-0 (7)
5/30 Alabama	W, 4-3 (11)
NCAA REGIONAL - LOS ANGELES, CALIF.	
6/4 UC Irvine	W, 11-10 (11)
6/5 at UCLA	L, 3-6
6/6 UC Irvine	L, 3-4

- at Zephyr Field (Metairie, La.)

@ - at Fair Grounds Field (Shreveport, La.)

2011 (36-20) Coach Paul Mainieri

2/18 Wake Forest	W, 15-4
2/19 Wake Forest	W, 4-3
2/20 Wake Forest	W, 9-1
2/22 New Orleans	W, 13-0
2/25 Holy Cross	W, 12-3
2/26 Holy Cross	W, 14-3
2/27 Holy Cross	W, 15-4
3/1 Southeastern La.	W, 7-3
3/2 Mississippi Valley State	W, 10-8
3/4 Princeton	W, 8-2
3/5 Princeton	W, 7-2
3/6 Princeton	L, 7-8
3/9 Sacred Heart	W, 6-1
3/11 Cal State Fullerton	W, 7-6
3/12 Cal State Fullerton	W, 7-6
3/13 Cal State Fullerton	W, 10-2
3/16 at Nicholls State	W, 12-8
3/18 Florida	L, 4-5
3/19 Florida	L, 0-1
3/20 Florida	L, 3-7
3/22 Louisiana-Lafayette	L, 5-11
3/25 at Georgia	W, 7-3
3/27 at Georgia	L, 5-9 (7)
3/27 at Georgia	L, 2-3 (7)
3/30 McNeese State	W, 6-0
4/1 Ole Miss	W, 7-6
4/2 Ole Miss	L, 3-16
4/3 Ole Miss	W, 8-2
4/5 at Tulane	W, 7-5

4/8 at Arkansas	L, 0-2
4/9 at Arkansas	L, 3-4
4/10 at Arkansas	L, 4-5
4/12 Northwestern State	L, 2-5
4/13 Alcorn State	W, 7-1
4/15 Auburn	L, 7-8
4/16 Auburn	L, 1-3
4/17 Auburn	W, 3-2
4/20 Southern Miss #	W, 8-6
4/22 at Vanderbilt	L, 3-11
4/23 at Vanderbilt	L, 1-10
4/24 at Vanderbilt	L, 7-10
4/26 Nicholls State	W, 12-3
4/28 Kentucky	W, 9-5
4/29 Kentucky	W, 12-4
4/30 Kentucky	W, 8-4
5/3 Tulane	W, 6-2
5/6 at Alabama	W, 10-6
5/7 at Alabama	L, 0-4
5/8 at Alabama	L, 0-9
5/13 Tennessee	W, 9-0
5/14 Tennessee	W, 8-1
5/15 Tennessee	W, 15-5
5/17 at New Orleans	W, 5-0
5/19 at Mississippi State	W, 17-1
5/20 at Mississippi State	L, 5-6
5/21 at Mississippi State	W, 6-3

- at Zephyr Field (Metairie, La.)

2012 (47-18) Coach Paul Mainieri
SEC Champions
NCAA Regional Champions
NCAA Super Regional Participants

2/17 Air Force	W, 10-2
2/18 Alcorn State	W, 19-0
2/19 Air Force	W, 4-0
2/22 McNeese State	W, 11-4
2/24 Appalachian State	W, 4-0
2/25 Appalachian State	L, 0-1
2/26 Appalachian State	L, 1-11
2/28 Grambling State	W, 17-10
2/29 at McNeese State	W, 19-10
3/2 Dartmouth	W, 8-4
3/3 Dartmouth	W, 16-3
3/4 Dartmouth	W, 5-4
3/6 at Tulane	W, 5-0
3/9 Michigan	W, 6-0
3/10 Michigan	W, 6-4
3/11 Notre Dame	L, 1-7
3/14 Northwestern State	W, 13-0
3/16 Mississippi State	W, 3-2 (10)
3/17 Mississippi State	W, 4-3
3/18 Mississippi State	L, 1-7
3/20 Southern	W, 15-5
3/23 at Auburn	L, 3-4
3/24 at Auburn	L, 2-3 (10)
3/25 at Auburn	W, 4-3
3/28 UL-Lafayette	W, 5-0
3/30 Arkansas	W, 10-6
3/31 Arkansas	W, 2-1
4/1 Arkansas	W, 3-2 (11)
4/3 Louisiana College	W, 10-2
4/5 at Florida	W, 7-6
4/6 at Florida	L, 0-7
4/7 at Florida	W, 8-7
4/10 Alcorn State	W, 7-2
4/11 Southern Miss #	W, 8-3
4/13 Alabama	W, 10-2
4/14 Alabama	W, 7-1
4/15 Alabama	W, 5-1
4/18 Lamar	W, 5-4
4/20 at Kentucky	W, 5-4



The 2014 Tigers earned the NCAA Tournament No. 8 National seed.

4/21 at Kentucky	L, 1-8
4/22 at Kentucky	L, 6-7
4/25 Southeastern La.	W, 4-3
4/27 Georgia	W, 6-5
4/28 Georgia	W, 8-4
4/29 Georgia	L, 3-5
5/1 Tulane	W, 9-5
5/4 at Ole Miss	W, 4-3 (13)
5/5 at Ole Miss	L, 4-7
5/6 at Ole Miss	W, 12-3
5/11 Vanderbilt	W, 2-1
5/12 Vanderbilt	L, 3-6
5/13 Vanderbilt	L, 4-5 (10)
5/15 Nicholls State	W, 9-6
5/18 at South Carolina	W, 5-2
5/19 at South Carolina	L, 4-5
5/20 at South Carolina	W, 3-2 (10)
SEC TOURNAMENT - HOOVER, ALA.	
5/23 Mississippi State	L, 2-3
5/24 Ole Miss	W, 11-2
5/25 Mississippi State	L, 3-4 (10)
NCAA REGIONAL - BATON ROUGE, LA.	
6/1 UL-Monroe	W, 4-1
6/2 Oregon State	W, 7-1
6/3 Oregon State	W, 6-5 (10)
NCAA SUPER REGIONAL - BATON ROUGE, LA.	
6/8 Stony Brook	W, 5-4 (12)
6/9 Stony Brook	L, 1-3
6/10 Stony Brook	L, 2-7

- at Zephyr Field (Metairie, La.)

2013 (57-11) Coach Paul Mainieri
SEC Western Division Champions
SEC Tournament Champions
NCAA Regional Champions
NCAA Super Regional Champions
College World Series - 7th Place

2/15 Maryland	W, 1-0
2/16 Maryland	W, 5-1
2/17 Maryland	W, 14-3
2/19 Lamar	W, 8-1
2/21 BYU	W, 6-5
2/22 Southeastern La.	W, 13-1
2/23 BYU	L, 4-9
2/26 at UL-Lafayette	W, 11-2
3/1 Brown	W, 4-3
3/2 Brown	W, 7-1
3/3 Nicholls State	W, 2-0
3/5 Stephen F. Austin	W, 9-2
3/6 Sacred Heart	W, 10-2
3/8 Washington	W, 9-4
3/9 Washington	W, 8-4
3/10 Washington	W, 7-5
3/13 Nicholls State	W, 9-3
3/15 at Miss. State	W, 6-4 (10)
3/16 at Miss. State	W, 7-3
3/17 at Miss. State	L, 2-10
3/20 Northwestern St.	W, 2-1 (13)
3/22 Auburn	W, 9-4
3/23 Auburn	W, 5-1
3/24 Auburn	W, 8-2

3/26 at Tulane	W, 14-1 (8)
3/29 at Missouri	W, 2-0
3/30 at Missouri	W, 8-0
3/31 at Missouri	W, 6-5
4/2 Alcorn State	W, 7-3
4/5 Kentucky	W, 11-1
4/6 Kentucky	W, 9-1
4/7 Kentucky	W, 11-4
4/9 Southern #	W, 11-2
4/10 Southern	W, 16-2
4/12 at Arkansas	W, 6-2
4/13 at Arkansas	L, 3-8
4/14 at Arkansas	W, 5-3 (10)
4/17 Grambling	W, 4-0
4/19 at Alabama	W, 5-0
4/20 at Alabama	W, 11-8 (16)
4/21 at Alabama	L, 3-4 (10)
4/24 Tulane	W, 4-3
4/26 South Carolina	W, 5-2
4/27 South Carolina	L, 2-4
4/28 South Carolina	L, 0-4
4/30 McNeese State	W, 7-3
5/2 Florida	W, 3-2
5/3 Florida	W, 5-0
5/4 Florida	W, 18-6
5/9 Texas A&M	L, 1-2
5/10 Texas A&M	W, 7-4
5/11 Texas A&M	W, 2-1 (8)
5/14 New Orleans	W, 11-2
5/16 Ole Miss	W, 7-1
5/17 Ole Miss	W, 5-4

5/18 Ole Miss	L, 9-11
SEC TOURNAMENT - HOOVER, ALA.	
5/22 Alabama	W, 3-0
5/23 Arkansas	L, 1-4
5/24 Alabama	W, 3-2
5/25 Arkansas	W, 3-1
5/26 Vanderbilt	W, 5-4 (11)
NCAA REGIONAL - BATON ROUGE, LA.	
5/31 Jackson State	W, 11-7
6/1 Sam Houston St.	W, 8-5
6/2 UL-Lafayette	W, 5-1
NCAA SUPER REGIONAL - BATON ROUGE, LA.	
6/7 Oklahoma	W, 2-0
6/8 Oklahoma	W, 11-1
COLLEGE WORLD SERIES - OMAHA, NEB.	
6/16 UCLA	L, 1-2
6/18 North Carolina	L, 2-4

- at Zephyr Field (Metairie, La.)

Baton Rouge (CSL)	L, 0-12
Baton Rouge (CSL)	W, 8-4
at Louisiana Tech	L, 8-9
at Louisiana Tech	L, 2-4



Ronald Anderson
Baton Rouge, La.
District 6



Scott Angelle
Breaux Bridge, La.
District 3



Scott Ballard
Covington, La.
District 1



R. Blake Chatelain
Alexandria, La.
District 5



Garret "Hank" Danos
Larose, La.
District 3
Past Chairman



Ann Duplessis
New Orleans, La.
District 2
Chair-Elect



Stanley J. Jacobs
New Orleans, La.
District 1



Raymond Lasseigne
Bossier City, La.
District 4



Jack Lawton
Lake Charles, La.
District 7



Lee Mallett
Lake Charles, La.
District 7



Rolfe McCollister
Baton Rouge, La.
District 6



Jim McCrery
Shreveport, La.
District 4



James Moore
Monroe, La.
District 5



J. Stephen Perry
New Orleans, La.
District 2



Robert Yarborough
Baton Rouge, La.
Member-At-Large
Chairman



Brandon Crain
Alexandria, La.
Student Member



Dr. F. King Alexander

President/Chancellor, LSU



Dr. F. King Alexander is the president and chancellor of Louisiana State University, which has an annual budget of \$3.4 billion and more than 54,000 students. He was appointed to the position by the LSU Board of Supervisors in March 2013 and assumed the position on July 1, 2013.

Prior to being named the president, Dr. Alexander was president of California State University, Long Beach (2006-2013) one of the nation's largest public universities located in southern California.

During his more than seven-year tenure at California State University, Long Beach, Dr. Alexander was twice named the California State University Student Association (CSSA) "President of the Year," which represents all 23 California State Universities and its over 440,000 students.

Prior to becoming president of California State University, Long Beach, Dr. Alexander was president of Murray State University in Kentucky (2001-2005) and was a faculty member at the University of Illinois, Champaign-Urbana, where he was the director of the graduate higher education program.

A Kentucky native who grew up in north Florida, Dr. Alexander received his Ph.D. from the University of Wisconsin-Madison in higher education administration with a focus on finance and educational policy analysis, and a Master of Science degree from the University of Oxford, Oxford, England in comparative educational studies.

As a teacher and administrator, Dr. Alexander has received many honors, including the University of Wisconsin-Madison School of Education Alumni Achievement Award (2002) and has research

university faculty affiliations at the University of Wisconsin-Madison Center for the Study of Postsecondary Education (WISCAPE) and Cornell University Higher Education Research Institute (CHERI).

Alexander is an internationally-respected expert in higher education finance and public policy and frequently publishes in national journals and for organizations in this field. He has served as a reviewer, an editorial board member, and a university instructor and faculty member, teaching courses in higher education finance, law, history and current events.

Dr. Alexander also has been asked to represent public higher education colleges and universities on numerous occasions to the United States Congress on issues of college affordability, student indebtedness, and institutional efficiency and effectiveness in efforts to address many of the growing challenges facing American higher education. Due to his national recognition and involvement on higher education issues, Dr. Alexander has served on numerous U.S. higher education and statewide organizational leadership boards where he remains very active.

Dr. Alexander and his wife, Shenette, have three children: Kylie, Savannah and Madison.



Dr. Bill DeMastes

Faculty Athletics Representative

Dr. Bill Demastes, a professor of English at LSU, is in his third year as Faculty Athletics Representative. Dr. Demastes earned his Ph.D. in English in 1986 from the University of Wisconsin-Madison with a Field of Study of Drama as Genre and a specialization in 20th-Century American and British Drama. He

earned his masters in English in June 1979 from the University of Georgia in Athens where he specialized in 19th-Century American Literature.

At LSU, he served as Associate Dean of the College of Arts and Sciences from 2001-2004 and Director of Undergraduate Studies for

the Department of English from 1999-2001 and 2010-11. He has also served as Associate Chair of the Department of English (1998-99); Director of the Master of Arts in Liberal Arts Program (1996-2004); and Director of Graduate Studies in the Department of English (1992-94; 2006-06).

He was honored with the LSU Alumni Association Faculty Excellence Award in 2000 and in 2002 won the LSU Distinguished Faculty Award. He was named in 2009 an LSU Rainmaker, which is given to the top 100 LSU Faculty. In 2010 and 2013 he received the Tiger Athletic Foundation Undergraduate Teaching Award, and in the summer of 2011, he was named the Harry Ransom Summer Fellowship recipient by the University of Texas.



LSU coach Paul Mainieri and the Tigers accept the 2009 SEC regular-season championship trophy from league commissioner Mike Slive.



The Southeastern Conference

Setting the Standard for Intercollegiate Athletics in Baseball

The Southeastern Conference, with its storied 81-year history of athletic achievements and academic excellence, has built perhaps the greatest tradition of intercollegiate competition in baseball of any league in the country since its inception in 1933.

The SEC posted another tremendous season in 2014 as the conference had a NCAA-record 10 teams receive bids for NCAA postseason play, with Vanderbilt and Ole Miss advancing to the College World Series. A SEC squad has now appeared in the College World Series 29 of the last 30 years. Vanderbilt won the national championship, marking the 10th time since 2000 a SEC team played for the national championship in Omaha and seventh in a row.

LSU won the SEC tournament title 2-0 over Florida on national television in front of over 10,000 fans. Florida won the SEC regular-season title with a 21-9 conference record, while Ole

Miss won the Western Division with a 19-11 record.

The Southeastern Conference boasts 13 former National Players of the Year (Kentucky's A.J. Reed won in 2014), 12 Baseball America Coach of the Year and 11 Collegiate Baseball Coach of the Year honors. Also, 166 student-athletes have been named first-team All-American, five of which came in 2014.

Two SEC players were taken in the first round of the 2014 Major League Baseball Amateur Draft, held in June in New York City. LSU's Aaron Nola was selected seventh overall by the Philadelphia Phillies. Vanderbilt's Tyler Beede was chosen 14th by the San Francisco Giants. With those two selections this year, the SEC has now had a first round selection in each year since 1991 and 98 total in the first round during that time.

The SEC drew a record of more than 2.3 million fans to its on-campus ballparks in 2014, the eighth year in a row to draw more than 1.6 million. Ten SEC teams drew in excess of 100,000 fans to their parks in 2014. The SEC averaged nearly 5,000 fans per game in 2014, the eighth straight year to exceed the 4,000 mark.

The SEC Baseball Tournament drew more than 120,000 fans in 2014, better than 7,000 per game. The event has become the Birmingham metro's highest attended sporting event annually, second in the state only to NASCAR races at Talladega.

Birmingham Magazine recently named it the top sporting event annually in the Birmingham area. The SEC Championship Game was broadcast nationally on ESPN2, with the semifinals airing nationwide on ESPNNews.

Notes

- The SEC has sent 50 teams to the College World Series since 1990. That was accomplished despite no SEC teams making the field in 1992. LSU has been to Omaha 13 times, Florida eight times, South Carolina six times, Georgia and Mississippi State five times, while Alabama, Arkansas and Tennessee have been three times each. Auburn and Vanderbilt have been twice.
- SEC teams have won 10 of the last 25 national championships, with LSU winning six (1991, 1993, 1996, 1997, 2000, 2009), South Carolina winning two (2010, 2011), Vanderbilt taking home the title in 2014 and Georgia claiming the 1990 title. The SEC has finished runner up seven times in that span, 1997, 2002, 2005, 2008, 2011, 2012 and 2013.

- SEC teams are 105-89 since 1990 in Omaha, a 54.1 winning percentage. Not counting games against each other, the SEC has posted an 80-64 record in the College World Series since 1990, a 55.6 winning percentage.
- The SEC has played 49 games in the "Final Four" of the College World Series since 1990, an average of over 1.5 per year. Only five times, 1992, 1994, 2003, 2006 and 2007 has the SEC failed to get a team to the "Final Four" of the CWS.
- The SEC has averaged over eight games played per year in the College World Series since 1990. In 2004, 12 of the 15 games played in Omaha involved a SEC team. In 1997, the SEC had a team in 13 of the 14 games played in the CWS. Since 1990, an SEC team has played in 169 of the 360 games in the College World Series, an amazing 47 percent of games. SEC teams played in 11 of the 16 in 2014.

- The SEC has sent 11 of its 14 schools to the College World Series since 1990 - Alabama, Arkansas, Auburn, Florida, Georgia, LSU, Ole Miss, Mississippi State, South Carolina, Tennessee and Vanderbilt. Texas A&M also advanced three times since 1990 prior to joining the SEC.
- Since 1990, 172 SEC squads have been invited to the NCAA Tournament, an average of better than seven per season. The SEC set yet another NCAA record in 2010 with 10 teams earning postseason berths. The SEC also had a NCAA-record five teams earn regional host sites in 2004 and 2006.
- The SEC has had an NCAA-high 11 different teams compete in the 68-year history of the College World Series. In those appearances, the conference has registered a 127-127 record, a .500 winning percentage.

- Since 1990, 32 SEC squads have posted 50+ wins, while 123 have won 40+ games in a season.
- The SEC posted a 288-102 record against non-conference foes in 2014, a 73.8 winning percentage.
- SEC teams have also been strong in the polls. Since 1990, 121 conference teams have appeared in the final ESPN USA Today Coaches poll.



Michael L. Slive

SEC Commissioner

The office of the commissioner was formed in 1940 in Jackson due to the great amount of detail work developing, especially in recruiting and eligibility. Former Mississippi Governor Martin S. Conner took office as commissioner Aug. 21, 1940. Conner later became ill and the secretary of the conference, Dean N.W. Dougherty of Tennessee, served as acting commissioner during the fall of 1946.

The office moved to Birmingham with the appointing of Bernie H. Moore as the second full-time commissioner on Feb. 21, 1948. Moore, a former LSU coach, guided the SEC to national respect in his 18-year tenure. A.M. (Tonto) Coleman succeeded Moore upon his retirement April 1, 1966. The Alabama native, who was reared in Texas and experienced in athletic coaching and administration, served six and a half years.

Dr. H. Boyd McWhorter, then Dean of Arts and Sciences at Georgia, secretary of the league since 1967, accepted the position upon the retirement of Coleman Aug. 1, 1972. Under his leadership the SEC

experienced unparalleled growth. In McWhorter's first year the SEC distributed \$1.57 million and 14 years later (1986), the league distributed \$15 million in revenue to the member institutions.

Dr. Harvey W. Schiller, an Air Force colonel and faculty chair at the U. S. Air Force Academy, followed McWhorter upon retirement, taking office Sept. 15, 1986. Under his guidance the SEC established itself as a leader in the areas of athletic scholarship and marketing.

Roy F. Kramer succeeded Schiller on Jan. 10, 1990. Kramer, who has served on numerous NCAA committees, joined the league office after spending 12 years as athletic director at Vanderbilt. Kramer held the office of Commissioner for more than 12 years before retiring in the summer of 2002.

Michael L. Slive, who served as Commissioner of Conference USA for seven years, was appointed the seventh Commissioner of the Southeastern Conference on July 2, 2002.

Throughout its 81-year history, the Southeastern Conference has been a leader in the integration of athletic competition and higher education.

Since its formation in 1933, the SEC has achieved both stature and stability by designating governing/voting power to the presidents of the member institutions. They have determined the policies of the conference and through the years this involvement has been the principal source of strength in the evolution of the SEC.

Intercollegiate athletics encountered many challenges in the 1990s and again the SEC provided guidance. In 1993, the member institutions adopted The Principles of Gender Equity. Committed to increasing the quantity and quality of women's athletic opportunities, each school provides at least two more women's intercollegiate programs than the number of men's.

Faced with the task of conference realignment after competing with 10 members since 1966, the SEC welcomed the University of Arkansas and the University of South Carolina in 1991. Beginning in 2012-13, Texas A&M University and the University of Missouri joined the SEC to form a 14-school league.

SEC schools began athletic competition with one another over 100 years ago as

members of the Southern Intercollegiate Athletic Association.

Seven institutions (Alabama, Auburn, Georgia, Georgia Tech, North Carolina, Sewanee and Vanderbilt) attended the SIAA organizational meeting of faculty representatives in Atlanta in 1894.

Basketball moved quickly to the South as Vanderbilt was playing at the Nashville YMCA in 1893, just two years after Dr. James Naismith originated the game at Springfield (Mass.) College. Basketball became an intercollegiate sport in 1901 and in 1908 Vanderbilt was meeting Columbia and Yale intersectionally.

The seven-member SIAA expanded to 19 institutions in 1895 and by 1920 there were 30 members.

The larger schools reorganized as the Southern Conference in 1920. Despite an original limit of 16, the membership grew to 23 by 1928.

The 13 members west and south of the Appalachian Mountains reorganized as the Southeastern Conference at the annual SC meeting in 1932. The 10 coast members remained in the Southern Conference. Charter members of the new conference were: Alabama, Auburn, Florida, Georgia, Georgia Tech, Kentucky, LSU, Mississippi, Mississippi State, Sewanee, Tennessee, Tulane and Vanderbilt.

(Sewanee withdrew in 1940, Georgia Tech in 1964 and Tulane in 1966).

The first SEC champions were crowned in 1933 in four sports (baseball, basketball, football and outdoor track). The league's inaugural championship event was a basketball tournament in Atlanta in 1933. Records show the first men's team title for cross-country was awarded in 1935, while golf and swimming were added in 1937. The league later began hosting championships in tennis (1953) and indoor track (1957).

In the 1979-80 academic year SEC championships for women were recognized in basketball, tennis and volleyball. The following year golf, gymnastics, swimming and track and field were added. The administration of women's athletics officially came under the auspices of the conference office in 1984.

The SEC currently regulates nine men's sports and 12 women's sports: Men – baseball, basketball, football, golf, swimming, tennis and track (cross country, indoor and outdoor). Women – basketball, equestrian, golf, gymnastics, soccer, softball, swimming, tennis, track (cross country, indoor and outdoor) and volleyball.



The SEC office is located in Birmingham, Ala.



Enjoying the annual Baseball Alumni golf tournament are Randy Keisler, Brad Cresse, Brian Tallet and Kurt Ainsworth.



Paul Mainieri (left) and LSU MLB All-Star Paul Byrd at the 2012 LSU Baseball First Pitch Banquet.



Two-time World Series champion Ryan Theriot was the keynote speaker at the 2013 LSU Baseball First Pitch Banquet.



Tiger Baseball Alumni

LSU Alumni Games have featured several former Tigers that are active in pro baseball.

LSU Baseball Alumni are former players, coaches, trainers and equipment managers who organize functions to benefit the LSU Baseball program.

LSU acknowledges the rich tradition of values in its baseball program. LSU Baseball Alumni seek to pass along to future students and athletes the sense of community, the sense of family, the element of teamwork and the camaraderie learned as members of the LSU Baseball program, and to further commit to Louisiana State University their loyalty and appreciation.

The baseball program welcomes its former players back to the LSU campus each fall for the annual Alumni Golf Tournament.

During the 2011 season, members of LSU's 1961, 1986 and 1991 teams celebrated

reunions at Alex Box Stadium. The 1961 team claimed the SEC title with a playoff win over Auburn. The '86 squad was LSU's first CWS team and the '91 Tigers captured the school's first national title.

The 1993 team celebrated the 20th anniversary of its national championship during the final home weekend of the 2013 regular season in Alex Box Stadium, Skip Bertman Field.

The "L" Club

The LSU National L Club is an organization formed to support former varsity athletes, athletic trainers, equipment managers, and cheerleaders. It provides the opportunity for letter winners to maintain relationships across different sports, generations, and

geographical locations, and allows them to remain actively involved in Tiger Athletics.

LSU invites all former members of the baseball family who have not joined in to reconnect with the LSU National L Club. The L Club supports the Athletic Department, acts as a liaison between former athletes and the Athletic Department, and encourages lifelong participation with LSU Athletics for all varsity letter winners by promoting the proud tradition of being a varsity letter winner.

For more information on the L Club contact Kristen Cain at the LSU Athletics Administration Building, Baton Rouge, La. 70803 or by calling 225-578-7147. Her email is khobbs2@lsu.edu.



1961 Baseball Reunion



1991 Baseball Reunion

LSU BASEBALL Coaches Committee



The LSU Baseball Coaches Committee is proud to be a part of the Tiger Baseball Program. The group is comprised of men and women who have joined together to support LSU Baseball. Coaches Committee funds have assisted the baseball program in purchasing equipment and upgrading facilities. Three different membership levels give fans an opportunity to be closely involved with the success of LSU Baseball. For information on joining the Coaches Committee, call the LSU Baseball office at (225) 578-4148.

Gold Level

Joe & Emily Atol
John Bahlinger
Bayou Apparel
Benedict Wealth Mgmt.
Barry Blumberg
Dennis & Jan Carriere
Dr. Charles & Donna Carville Jr.
Dr. Joe Cefalu
Nicholas Cefalu, Jr. M.D.
Ronny Champlin
Howard & Rosie Chaney
Salvadore Christina, Jr.

Joe Clements
Douglas J. (Jerry) Daly, Jr.
Claud & Janice Derbes
Rene Dupaquier
Stephen Erwin
Dane Falgout
Rodney Fox
Larry Graham
Billy Guitreau
S. Craig Henry
Kenny Hodges
James M. Hutchison, Sr.

IOS, Inc/EnvironResources
Scott D. Jones
Joseph E. Juban
Phillip S. Juban
Earl & Linda P. King
Reuben J. Klibert, Jr.
John C. Laird
Rodney & Jennifer Landry
Cammie Lapenas
Wayne & Diane Leader
Dr. Charles LeBlanc
Bob Leitner

LUBA Worker's Comp
Flo Magee
Richard Manship
Steve May
James McDowell
Chris McGivaren
Christian Morel
Jay Noel
Steve O'Brien
David Patterson
Kent Peltier
Bob Pearson

E. Claire Record
David Roberts
Chad Scott
Jon Seger
Richard & Linda Sturlese
Johnny Suchy
Larry Tucker
Geary & Estrid Vance
Madonna Arnaud Warnken



Hall of Fame manager Tommy Lasorda served as the keynote speaker for the 2008 LSU Baseball First Pitch Banquet, a fund-raising event sponsored by the Coaches Committee. Lasorda (middle) was presented with an LSU baseball jersey by coach Paul Mainieri (right) and former coach Skip Bertman (left).

Purple Level

Doug E. Allen
Randy Aucoin
Bryce B. Blades
Ronald T. Bonnecaze
Sandra D Bruno, M.D.
Brian D. Dearing
Brennan Kelsey
Oscar LeJeune
Chris McGivaren
James D. Nugent
Olinde Financial Group
Thomas G. Smart

Pinstripe Level

Dr. Jack Andonie
Calvin Barcomb
Bayou Bengals of Houma
Charles Becker
Albert I. Bellott
James W. (J.W.) Bennett
Keith Bischoff
Ralph B. Bisland

Mike Blanchard
Kevin H. Bland
Tyrrell Bordelon
Daniel & Molly Boyd
Paul Boyer
Hal Brannan
Tom Breaux
Joseph R. Britt

Kelly Kee Broussard
Wayne Broussard
Vicki Brown
Hugh W. Buckingham
Darlene G. Bush
Rick Caballero
Ann & Pressley Campbell
Harold & Jeanette Canchola

Phillip Cancilleri
Jean & Claire Chachere
Don Chaney
Buddy & Janet Chighizola
Arthur & Marilyn Cleveland
F. Baron Craft
Vicki Crochet
Danny Daniel, Jr.

Danny A. Daniel, Sr.
Bob J. Dartez
Michael J. David
Peter Davis
Donald P. Decell
Carol & Wesley DeLozier
Marvin Dugas
Mark & Jean Dupree

Pinstripe Level (cont.)

Brian N. Dyess
Gerald E. (Jerry) Eggert
Edwin A. Ellinghausen, III
Suzanne Elmer
Tony Ezernack
Lester Falgoust
Terril D. Faul
Dan Faulk
Robert Feldman, M.D.
James Fontenot
Lucy Garrison
Frank S. Guarisco
Carlos & Isabella Guidry
Glenn Guidry
Buddy Hair
Blake Hammatt
Bruce Hammatt
James D. Harris
Anita Haywood
Stephen Hendry

Albert L. Hermann
James D. Hughes
Branden M. Humble
Richard Istre
Quick N Handy Cleaners
Mike & Kim Kirley
Janelle Labbe
Henry W. Lacinak
Hal Lancon
John Langlois
Mike Lee
Beau Leitner
David LeRay
Richard Lipsey
Susan Lipsey
Angelique & Jimmy Litsey
Ed Lowry
Euil (Marty) Luther
Ralph Maxwell, MD
Carol Steele McDugle

Bruce McKeithen
Andrew C. Messina
A. Thomas Montagnino, Jr.
Leah Moore
Harry J. Morel, Jr.
Dr. Robert Muller
Chrystal Musgrove
Carl & Jean Nayden
Greg Newman
Mike Odom
Lee Oncale
Marvin D. O'Neal
Bob & Valerie Parker
J. Charles Parker
Terry Passman
Eric Oliver Person
Gwen Pine
Sam M. Poole
Lionel Porta
Loyson Porta

Frank Ragsdale
John Rahm
Sam & Karen Raney
Ronnie Rantz
Timothy R. Ricketts
Rick Riener
Gerard Ruth
Janice & Ken Sandberg
Henry (Butch) Schneider, Jr.
Phillip J. Scurria, Jr.
Jimmy T. Sessions
Mike Shelton
Joseph G. Simmons
Carlton Smith
Kathryn R. Smith
Sharon Smith
Dale Songy
Glenn M. Sotile
Brian Staggs
Charles Steele

Dr. Marvin Stuckey
Leland W. Sykes
Timothy Toler
Winston Vass
Mac Versaw
Nicholas Viguierie
Dale & Helen Waguespack
Jimmy Walker
Robert E. Waltman
June & Buddy Webre
Chester Welch
Robert John White
Jean and Will Wilcox
Woody Wilson
Railler Wiltz
Tom Wunderlich
G. Earl & Susan Yeomans



Coaches Committee funds help the LSU Baseball program enjoy the nation's best facilities, including the indoor hitting complex at Alex Box Stadium.



Longtime Coaches Committee member Anita Haywood, aka "The K Lady," contributes to the unique atmosphere of Alex Box Stadium.



ESPN interviewer and Las Vegas personality Roy Firestone performed his sports-oriented variety show as part of a fund-raiser sponsored by the Coaches Committee on December 11, 1998.



Wally Pontiff Jr.

BASEBALL HALL OF FAME

Located on the ground level, third-base side of Alex Box Stadium, the Wally Pontiff Jr. Baseball Hall of Fame opened on January 31, 2013. The facility celebrates the glorious history of LSU Baseball and contains numerous artifacts, including the Tigers' National Championship rings and trophies, vintage uniforms and Major League memorabilia.

The facility is named in memory of Wally Pontiff Jr., a two-time all-SEC selection at LSU who died due to heart complications on July 24,

2002 at the age of 21. Pontiff was a three-year starter for the Tigers from 2000 through 2002 at third base and DH, and he helped lead LSU to the 2000 national championship. Pontiff, the MVP of the 2000 SEC Tournament, was also a two-time member of the SEC Academic Honor Roll, and he was a member of the 2002 District VI academic all-America baseball team with a 3.25 GPA in biological sciences.

The Wally Pontiff Jr. Baseball Hall of Fame is open to fans before and during LSU home baseball games in Alex Box Stadium.





Mike's Habitat

Mike

THE TIGER

Sneaux Day

On Dec. 11, 2008, a winter storm blanketed Baton Rouge that hadn't been seen in decades. The early white Christmas gave Mike VI, LSU's live Bengal/Siberian tiger, a chance to relax and play in nearly two inches of accumulation.

History of Mike

Few mascots in the country are as admired as Mike the Tiger. LSU's live Bengal mascot serves as the graphic image of all LSU athletic teams. The school has had six mascots, with the most recent, Mike VI, taking over the reign prior to the 2007 national championship football season. LSU veterinarian Dr. David Baker began the search for the young tiger after his predecessor, Mike V, died in May 2007 of renal failure at the age of 17. The Bengal/Siberian mix, formerly known as "Roscoe," was donated to LSU by Great Cats of Indiana, a nonprofit sanctuary and rescue facility for big cats and other large carnivores.

Mike's ride through Tiger Stadium before home games in a trailer topped by the LSU cheerleaders is a school tradition. Before entering the stadium, his trailer on wheels is parked next to the opponent's locker room in the southeast end of the stadium. Opposing players must make their way past Mike's trailer to reach their locker room.

Tradition dictates that the Tigers will score a touchdown for every growl issued by Mike before a football game. For many years, Mike was prompted to roar by pounding on the cage. Objections of cruel punishment brought about the use of recorded growls to play to the crowd before the games. That



Trainer and namesake Mike Chambers with Mike I housed in City Park Zoo.

practice was discontinued shortly afterward and today Mike participates in the pregame tradition without provocation.


In the mid-1980s, pranksters cut the locks on Mike IV's cage and freed him in the early-morning hours just days before the annual LSU-Tulane clash. Mike roamed free, playfully knocking down several small pine trees in the area, before being trapped in the Bernie Moore Track Stadium where police used tranquilizer guns to capture and return the Bengal Tiger to his home.

The incident was reminiscent of a kidnapping of Mike I many years ago by Tulane students before a Tiger-Green Wave battle.



Mike VI

Mike VI arrived in Baton Rouge on Aug. 25, 2007, thanks to the donation by Great Cats of Indiana. He was officially designated as the successor to Mike V on Sept. 8, when LSU played host to Virginia Tech. Six days later, on Sept. 14, 2007, a ceremony was held to honor Mike V and dedicate the habitat to Mike VI. The Bengal/Siberian mix, formerly known as "Roscoe," reigned over a football national title in his first year.



GO ONLINE: mikethetiger.com

LSU Athletics Championship Legacy



In its storied athletics history, LSU has produced 46 national team championships and 122 Southeastern Conference team championships. The 2013-14 athletic year was another successful one. The 2013 LSU football team recorded its seventh 10-win season in nine years and defeated Iowa in the Outback Bowl (top right); the men's basketball team earned 20 victories for the first time since 2009; and the baseball team won its fifth SEC Tournament title in seven years (above). The Lady Tiger basketball team earned her second consecutive Sweet 16 berth, and LSU gymnastics, led by National Coach of the Year D-D Breau (top left), enjoyed the finest season in its illustrious history, finishing No. 3 in the nation. The LSU men's golf team recorded its highest national finish since 1967, as the Tigers placed third at the NCAA Championships. The men's track and field team placed fourth and the women's team sixth at the NCAA outdoor meet.

Did You Know?

In a May 2013 study by USA Today, LSU ranked in the top seven nationally of athletic department revenue generated. At a time when subsidies for college athletics increased across the country, LSU was one of seven schools to not receive subsidy money. LSU Athletics is a self-sufficient entity.

Did You Know?

LSU was the only school in the Southeastern Conference during the 2013-14 athletic year to post a 10 win-season (10-3) in football, a 20-win season (20-14) in men's basketball and a 40-win season (46-16-1) in baseball.

46 National Team Championships

Men's Basketball (1)	1935
Boxing (1)	1949
Football (3)	1958, 2003, 2007
Men's Golf (4)	1940, 1942, 1947, 1955
Men's Indoor Track (2)	2001, 2004
Women's Indoor Track (11)	1987, 1989, 1991, 1993, 1994, 1995, 1996, 1997, 2002, 2003, 2004
Men's Outdoor Track (4)	1933, 1989, 1990, 2002
Women's Outdoor Track (14)	1987, 1988, 1989, 1990, 1991, 1992, 1993, 1994, 1995, 1996, 1997, 2000, 2003, 2008
Baseball (6)	1991, 1993, 1996, 1997, 2000, 2009

122 SEC Team Championships

Baseball (15)	1939, 1943, 1946, 1961, 1975, 1986, 1990, 1991, 1992, 1993, 1996, 1997, 2003, 2009, 2012
Men's Basketball (10)	1935, 1953, 1954, 1979, 1981, 1985, 1991, 2000, 2006, 2009
Women's Basketball (3)	2005, 2006, 2008
Football (11)	1935, 1936, 1958, 1961, 1970, 1986, 1988, 2001, 2003, 2007, 2011
Men's Golf (15)	1937, 1938, 1939, 1940, 1942, 1946, 1947, 1948, 1953, 1954, 1960, 1966, 1967, 1986, 1987
Women's Golf (1)	1992
Gymnastics (1)	1981
Men's Swimming & Diving (1)	1988
Men's Tennis (4)	1976, 1985, 1998, 1999
Men's Indoor Track (4)	1957, 1963, 1989, 1990
Women's Indoor Track (12)	1985, 1987, 1988, 1989, 1991, 1993, 1995, 1996, 1998, 1999, 2008, 2011
Men's Outdoor Track (22)	1933, 1934, 1935, 1936, 1938, 1939, 1940, 1941, 1942, 1943, 1946, 1947, 1948, 1951, 1957, 1958, 1959, 1960, 1963, 1988, 1989, 1990
Women's Outdoor Track (13)	1985, 1987, 1988, 1989, 1990, 1991, 1993, 1996, 2007, 2008, 2010, 2011, 2012
Softball (5)	1999, 2000, 2001, 2002, 2004
Volleyball (5)	1986, 1989, 1990, 1991, 2009

OVERALL NCAA DIVISION I CHAMPIONSHIPS *

1. UCLA	111
2. Stanford	105
3. USC	100
4. Oklahoma State	51
5. Penn State	45

6. LSU 42

Texas	42
Arkansas	42
9. North Carolina	40
10. Michigan	36

* - LSU's national championships in football (1958, 2003, 2007) and men's basketball (1935) are not included in the NCAA championship category.

NINE STRAIGHT TOP 20 DIRECTOR'S CUP FINISHES

LSU has garnered nine straight top-20 finishes in the Learfield Sports Director's Cup standings.



2005-06	20th
2006-07	17th
2007-08	8th
2008-09	9th
2009-10	19th
2010-11	19th
2011-12	13th
2012-13	19th
2013-14	24th



Joe Alleva

LSU Vice Chancellor/Director of Athletics



Joe Alleva continues to bring unprecedented national recognition to LSU as Vice Chancellor and Director of Athletics. Under Alleva's leadership, LSU enjoys one of the country's premier athletics programs with success on and off the field of competition. Now in his seventh year at LSU, Alleva is dedicated to athletic and academic excellence, and he is committed to providing the opportunities and the resources necessary for student-athletes to excel in competition, in the classroom and in the community. Alleva joined the LSU family on April 4, 2008 after a highly successful tenure as director of athletics at Duke University for 10 years. Alleva's role at LSU was further expanded in August of 2009 when vice chancellor was added to his title by the LSU Board of Supervisors. It is the first time in school history that the director of athletics has also held a vice chancellor position.

Alleva is currently serving a five-year term on the prestigious NCAA Men's Basketball Committee, enhancing his reputation as one of the most respected athletic administrators in the country. Alleva has been appointed to numerous national committees throughout his career, including the Football Bowl Certification Committee, the NCAA Division I Championships/Competition Cabinet and several Southeastern Conference and Atlantic Coast Conference committees.

Upon his arrival at LSU, Alleva unveiled a strategic master plan for the LSU athletics program – "LSU: Thru and True" – to ensure the advancement and future of LSU Athletics as an exemplary enterprise. The central mission of the plan is to create an environment for student-athletes to reach their ultimate potential, prepare them to be champions in life and to set out goals and values for the entire athletics program.

Living up to Alleva's mantra of "competition, classroom, community," LSU student-athletes in 2013-14 logged more than 4,732 hours in community service work across 21 sports through LSU's "Geaux Givers" program. And a total of 88 proud Tigers received their degrees from the university during LSU commencement ceremonies in December and May. LSU's overall graduation success rate for all student-athletes has grown from 69 percent in 2008 to 81 percent in 2013.

With a strong commitment to academics, Alleva ensures that the Cox Communications Academic Center for Student-Athletes is a first-class facility that provides student-athletes the resources necessary for success in the classroom and personal development. And with an emphasis on community service and outreach programs, the implementation under Alleva's direction of the "Geaux Givers" fosters a relationship between the local community and LSU student-athletes, who regularly participate in philanthropic events. Alleva has bolstered the athletic department's L-Club program to reach out and connect with former student-athletes, and he has supervised the thriving "Project Graduation" program in which many former student-athletes have returned to LSU to earn their degrees.

Alleva's tenure has been distinguished by a number of significant athletic achievements, including four straight 10-win seasons by the football team, a baseball national championship

and two College World Series berths, two consecutive women's basketball Sweet 16 appearances, three gymnastics Super Six berths, a softball College World Series appearance and 15 NCAA Top 5 finishes indoors and outdoors by the men's and women's track and field teams.

LSU under Alleva's leadership claimed the 2009 baseball College World Series title, and the Tigers have earned 30 individual NCAA championships in the sports of men and women's track and field, gymnastics, men's golf and women's golf. LSU has captured 12 Southeastern Conference team championships, including the 2011 football crown, and the Tigers have won 80 individual SEC titles during Alleva's term. The Tigers in 2011-12 finished fourth in both the men's and women's Capital One Cup competition that identifies athletic excellence. LSU was one of only two schools in the country – and the only one in the SEC – to rank in the top four in both categories.

LSU's prominence was evident again in the final 2013-14 Learfield Sports Director's Cup standings that recognize the nation's best athletic programs, as the Tigers finished in the Top 25 for the ninth consecutive year. LSU was the only school in the Southeastern Conference to post a 10 win-season (10-3) in football, a 20-win season (20-14) in men's basketball and a 40-win season (46-16-1) in baseball.

The 2013 LSU football team recorded its seventh 10-win season in nine years and defeated Iowa in the Outback Bowl; the men's basketball team earned 20 victories for the first time since 2009; and the baseball team won its fifth SEC Tournament title in seven years and was an NCAA Tournament National Seed for the third straight season. The Lady Tiger basketball team earned his second consecutive Sweet 16 berth, and LSU gymnastics, led by National Coach of the Year D-D Breaux, enjoyed the finest season in its illustrious history, finishing No. 3 in the nation.

The LSU men's golf team recorded its highest national finish since 1967, as the Tigers placed third at the NCAA Championships. The men's track and field team placed fourth and the women's team sixth at the NCAA outdoor meet. The softball, volleyball, swimming and diving, women's tennis and women's golf teams each participated in NCAA postseason competition. The year was also highlighted by the inaugural season of the sand volleyball program, which gives more LSU female student-athletes the opportunity to compete at the intercollegiate level.

Alleva's vision will keep LSU among the nation's leaders in athletic facilities. In the fall of 2014, LSU opens the expansion of the South End Zone of Tiger Stadium – a project that adds premium seating, general public seating and two state-of-the-art video boards – continuing an effort to augment one of the most iconic venues in all of college sports. Since 2010, Alleva has directed an aggressive campaign to preserve and enhance the appearance of Tiger Stadium that has included the installation new windows, lighting systems, gating systems, and championship plazas.

Under Alleva's direction, LSU's world-renowned track and field program in 2010 received a new running surface in Bernie Moore Stadium, and extensive renovations to the Maddox Field House in the spring of 2014 give the Tigers a first-class indoor track and field venue. Alleva directed a major renovation to the University Club golf course that was completed in September 2010 and allows the LSU men's and women's golf teams to compete on one of the most challenging courses in the country. An overhaul of the LSU soccer facility was completed in the fall of 2011, converting the venue into fan-friendly venue that has attracted record-breaking crowds.

Future plans include a new gymnastics practice facility, a new tennis complex featuring indoor

and outdoor courts, and a modern Nutrition Center for Student-Athletes, a facility that will house full-time chefs and nutritionists and provide the best dietary selections for all Fighting Tiger competitors.

Alleva is an innovator with bold ideas that benefit not only LSU but all of Greater Baton Rouge. He has been instrumental in the planning of the Bayou Country Superfest, a three-day country music concert and festival held in Tiger Stadium each spring. The event attracts over 100,000 visitors to the LSU campus and makes a tremendous economic impact upon the local community.

Alleva became director of athletics at Duke in 1998 and his impressive tenure there propelled the university into the ranks of America's top all-around collegiate programs. Among his outstanding list of accomplishments includes the greatest 10-year period in Duke Athletics, winning more ACC and NCAA championships than in any other decade in school history.

Alleva, whose hometown is Suffern, N.Y., majored in Finance at Lehigh University and received his bachelor's degree in 1975. While at Lehigh, Alleva was the quarterback of the football team and team captain in 1974. Alleva also played on the Lehigh baseball team. He served as a graduate assistant football coach and earned an MBA in 1976.

While at Duke, Alleva played a key role in Durham's community sports scene. He started Little League Baseball in Durham over 20 years ago, and also began the American Legion baseball program.

He is a member of the North Carolina American Legion Hall of Fame, Suffern High School Hall of Fame and the Rockland County Hall of Fame.

Alleva and his wife, Annie, have three children, J.D., Jeff, and Jenny, and one granddaughter.



Verge Ausberry

Senior Associate AD/Operations and Administration

A former LSU football standout, Verge Ausberry joined the athletics administrative staff in August 2001 as the Associate Athletics Director for Operations. He was appointed to the position of Senior Associate Athletics Director in May 2006.

Ausberry supervises and is responsible for football, operations and football scheduling. He also oversees the LSU men's and women's track and field programs, the equipment staff, the strength and conditioning staff, the Dr. Martin Broussard training room, the video department and football game management.

Ausberry, from New Iberia, La., played inside linebacker for the Tigers, lettering in 1986-89. He was part of two SEC championship teams, playing on teams that went to four bowl games.

Before joining the LSU athletic administration, he was very closely involved in the athletic program, first serving for almost seven years as a member of LSU's highly regarded Academic Center for Athletes.

After leaving the Academic Center, he moved in July 1999 to the Tiger Athletic Foundation staff as part of LSU's fundraising arm.

Ausberry received his Bachelor of Science degree in education in May of 1990, his Master of Education degree in administration, supervision and certification in child welfare in May of 1992 and his specialist in higher education administration in 2004. He is presently a doctoral candidate in higher education administration at LSU. He is married to the former Cheri Morial of New Orleans and they have two boys, Austin(10) and Jaiden(9).



Bo Bahnsen

Senior Associate AD/Compliance and Planning

Returning in 2009 to serve the department in the Compliance Office, Bahnsen is once again proving to be a very versatile member of the athletic department.

Before moving back to Compliance, Bahnsen served the previous five years, in a valuable role as Associate Athletics Director for Internal Relations, overseeing the ticket office and all customer service operations.

Prior to December of 2003, Bahnsen's primary responsibility for the previous 14 years was to serve as LSU's NCAA compliance officer.

Bahnsen served as manager of the LSU basketball team as an undergraduate at LSU. In 1982, he became the administrative assistant for the men's basketball team, where he worked for five years.

In July 1987, he became administrative assistant to Athletics Director Joe Dean, overseeing the purchasing office and departmental travel operations until his promotion in 1989. In 1989, he was assigned his primary responsibility as NCAA compliance officer as assistant athletics director, and then was promoted to associate AD in 1996.

Bahnsen has been responsible for overseeing the successful implementation of LSU's Tradition Fund Program, a football-seating plan that requires contributions for the right to purchase approximately 45,000 seats in Tiger Stadium. In 2009, he helped organize the highly successful LSU celebration of the 100th anniversary of the Men's Basketball Program.

A native of Wharton, Texas, Bahnsen attended Wharton County Junior College for two years before transferring to LSU in 1979. He earned his Bachelor of Science degree in physical education.

Bahnsen, 55, is married to the former Karen Mayson, a former LSU golfer and current head coach of the Lady Tigers golf program. The couple has two children, Darren and Devin.



Mark Ewing

Senior Associate AD/Business

Mark Ewing, a 30-year employee of Louisiana State University, is in his 14th year with the Athletics Department, and serves as the department's Senior Associate Athletics Director for Business and the department's Chief Financial Officer.

His duties as the department's Chief Financial Officer includes oversight of the departments over \$109 million budget, management of the athletic business office, oversight of all travel, human resources, and purchasing. He also supervises the Athletic Ticket Office and serves as the liaison for concession operations. He is responsible for the department's financial forecasting and provides the financial information necessary for funding athletic construction and maintenance projects. He also serves as the department's administrator for men's and women's golf.

Ewing came to athletics from LSU's Office of Budget and Planning. He served as LSU's Budget Director overseeing the development and management of the university's operating budget.

Ewing, who is a native of Pointe Coupee Parish, received a bachelor's degree in finance from LSU in 1978 and a master's degree in public administration from LSU in 1995.

Ewing is married to the former Gail Ingram of Morgan City, La., and they have three daughters, Andrea, Arleen and Molly Sue. Andrea and her husband Cody Lee, Arleen and her husband John Daniel, and Molly Sue. He also has three granddaughters - Ainsley Grace who is the daughter of Molly Sue, and Dorothy Claire and Evelyn McLain who are the daughters of Arleen.



Ronnie Haliburton

Senior Associate AD/Athletic Facility Management

Ronnie Haliburton, who served as director of facility services in the LSU Athletics Department for three years, was promoted to Associate Athletics Director for Athletic Facility Management in March 2007.

Haliburton came to the athletics department in December of 2003 from LSU's facility maintenance department, where he served as manager for five years. He was responsible for the overall management of custodial operations, special events crews, stock room inventory and equipment repair.

Haliburton played as a tight end for the LSU football team from 1986-89, and was a member of two Southeastern Conference championship teams. He later played for the Denver Broncos for three years.

He first joined LSU in an administrative capacity in 1994 as resident assistant of Broussard Hall, then the school's athletic dormitory, before moving to the weight room as a student assistant strength coach.

Haliburton became a resident manager in 1996 before being named coordinator of residence life later that year. In 1998, he became Manager of Facility Maintenance at LSU.



Eddie Nunez

Senior Associate AD/Internal Operations

Eddie Nuñez joined the Athletics Department in October 2003 and since then has held six positions in 11 years. In 2010, he was appointed to Senior Associate Athletic Director. With over 14 years of experience in working in intercollegiate athletics, Nuñez brings a background as a former student athlete, a collegiate coach and as a collegiate administrator to LSU.

As a member of the Senior Management Team, Nuñez's responsibilities include assisting in the oversight of day to day operations of the athletic department and serves as the department administrator for men's basketball program and men's and women's tennis programs. He is responsible for the management of the Strategic Master Plan for the department, the management and oversight of the Event Management department, the Marketing and Promotions department as well as directs all capital projects for the Athletic Department and Tiger Athletic Foundation. Under his guidance, the athletic department has experienced over \$350 million dollars in renovations and construction of capital projects. Nuñez also serves as the Athletic Department's liaison with LSU Sports Properties and Tiger Athletic Foundation, the principal fundraising arm of LSU athletics. During his time at LSU, he has been appointed to represent the department of athletics on various University and community committees.

Nuñez came to LSU after two and half years as the Director of Game and Event Management at Vanderbilt University. At Vanderbilt, along with directing the Game and Event Management department, he also assisted in construction and renovation of numerous athletic facilities. Prior to that, Nuñez served as men's basketball administrative assistant coach at Marquette University for one year and was men's basketball graduate assistant for coach Billy Donovan at the University of Florida for the previous two years. While attending the University of Florida, he played two seasons on the men's basketball team in 1997 and 1998 and was a twice on the SEC All Academic Honor Roll. He transferred to Florida after playing two years and obtaining a degree from Miami-Dade Community College.

The native of Miami, Fla., received his Associate degree in arts in architecture from Miami-Dade Community College in 1995, his Bachelor's in Sports Management and Masters in Sports Administration from the University of Florida in 1998 and 2000, respectively. He is married to the former Jane Hess of Owensboro, KY., and the couple have two daughters, Elizabeth Kendall Nuñez (6) and Anna Caldwell Nuñez (3).



Miriam Segar

Senior Associate AD/Senior Woman Administrator

Former LSU women's basketball player Miriam Segar has been a part of the athletics administration since June of 1995 and was most recently named Senior Associate AD and the department's Senior Woman Administrator after having served as Associate Athletics Director for Student Services since April 2007. She had served as Assistant Athletics Director since 2004.

As LSU's Senior Woman Administrator, Segar's responsibilities include oversight of the highly successful Tiger Olympic Sports program including 17 men's and women's sports. She also supervises the Tiger baseball program and the LSU cheerleaders. Segar began her administrative career at LSU as the compliance coordinator where she served for three years. Following that, in 1998, Segar was named the director of the CHAMPS/Life Skills Program where she worked until 2001 when she became the Director of Student Services.

While working with CHAMPS/Life Skills, Segar guided the program to the Division I Athletic Directors Program of Excellence Award in 2001.

Prior to returning to her alma mater, Segar spent one year at the SEC office as the championships assistant and the officiating assistant, assisting in the management of all SEC championships and tournaments and the coordination of women's basketball officials.

Segar, the 2006 Athletic Department Female Alumnus of the Year, was a three-year captain for the Lady Tigers basketball team and received four letters from 1990 to 1994. She earned the 1994 NCAA Post-graduate Scholarship and was a member of the 1994 NCAA All-Academic team.

Segar and her husband Jamie have four children – Grant, Reid, Maggie and Hayes.



Brian Broussard

Associate AD/Ticket Sales and Operations

An 18-year veteran of the Athletics Department, including 14 years as ticket manager, Brian Broussard was promoted to Assistant Athletics Director for Ticket Operations in July 2007 and Associate AD in 2012.

Broussard is responsible for revenue in excess of \$50 million, which includes the management of ticket and parking sales and renewals for all sports, as well as Tradition Fund donations for football, men's basketball and baseball.

Broussard began at LSU in August 1996 as an assistant ticket manager responsible for men's basketball sales and the day-to-day operations of ticket office. In March 2000, he was promoted to ticket manager, becoming responsible for the ticketing in all sports.

Prior to joining the LSU staff, Broussard was the ticket manager at Northwestern State in 1996. He worked as a promotions assistant at the University of Miami in 1995 and was the gameday club manager for the New Orleans Saints in 1994.

The Gretna native earned his bachelor's degree in political science from LSU in 1993. He is married to the former Aimee Hodges of Alexandria.



Emmett David

Associate AD/Facility and Project Development

Emmett David joined the LSU Athletics Department in 2012 after serving as Director of the Office of Planning Design and Construction at LSU since June of 1996.

He will assist in facility and project development for the Athletic Department including the newly completed South Stadium addition and future projects for such sports as

tennis and gymnastics and other property holding enhancements.

Among his responsibilities for the University was to serve as facility officer for Doctoral I Research Institution consisting of 11.2 million gross square feet with 250 primary buildings. He also was responsible for the 5-year Capital Outlay project planning of some \$484 million, deferred maintenance reporting and funding; and, ADA and Life Safety Code deficiency projects, budgets and tracking of expenditures of some \$200 million. He was responsible for nearly \$800,000 in physical development on campus with projects such as Choppin Annex, Residential College, Business Education Complex, Raphael Semmes Parking Garage and numerous major maintenance, repair and restoration projects.

He also coordinated and implemented master plans for such departments as Parking and Traffic, Athletics, Veterinary Medicine, Student Health Center, Union, University Recreation, South Campus and Residential Life.

David developed long range planning of future projects and the impact of associated displacement and monitored and managed space inventory and he has served as a Staff Senator.

David graduated from LSU with a Bachelor of Architecture in 1982 and his Master of Public Administration in 2006. He is a registered licensed architect by the state of Louisiana.

Emmett and his wife Maurine have two children Chloe and Gabe, who are both residents of Baton Rouge.



Neal Lamonica

Assistant AD/Fiscal Operations

Neal Lamonica, a member of the LSU Athletic Department staff since January 2000, was promoted to Assistant Athletic Director for Fiscal Operations in August 2013.

His primary duties include monitoring the Athletic Department's over \$109 million budget, and assisting coaches and administrators in formulating budgets for future years. He also serves as the liaison to the athletic department's retail sales operations and Tiger Booster Clubs.

Lamonica began his professional career at LSU in 2000

in the athletic department compliance office before moving to the business office in June 2003. He served as Coordinator of Athletic Business until December 2005, when he was named Business Manager.

Lamonica was promoted to Director of Fiscal Operations in November 2009.

Lamonica received a bachelor's degree in mass communications from LSU in 1998, and he earned an LSU master's degree in business administration in 2003.

Lamonica and his wife, Blythe, are the parents of three sons – Davis, Sam Henry and Luke.



Mathew Shanklin

Assistant AD/Marketing

Mathew Shanklin begins his fourth year at LSU serving as the Assistant Athletic Director of Marketing and as the General Business Manager for LSU Sports Properties, the multi-media rights holder for Tiger Athletics. Previously, Shanklin served 20 years as the Associate Athletic Director of Marketing and Licensing at the University of Arkansas.

Shanklin supervises all operations and client services for LSU Sports Properties, while also managing the LSU Marketing efforts. Since joining LSU, he has implemented several new initiatives including the Bengal Brigade Street team and the new Band pre-game presentation for men's basketball.

While at Arkansas, Shanklin was in charge of all department marketing/promotions, corporate sponsorships, advertising sales and coordinated all sales and programming for the football, basketball and baseball video boards. He was instrumental in developing the HogPen, a tailgating area for fans inside Baum Stadium, the Hog Spa hot tub area at Baum Stadium and the RBI Girls. Shanklin was instrumental in establishing the school's first baseball radio network in 1992, one of the nation's largest with more than 25 affiliates statewide as well as creating the first Hispanic radio network for the University of Arkansas. In 1998, Shanklin became the university's licensing coordinator and under his direction, licensing revenues increased every quarter.

Shanklin was assistant marketing director at East Carolina University for a year before going to Arkansas. He had served as an intern at Arkansas for five months before joining the ECU staff.

A 1984 graduate of South Mecklenburg (N.C.) High School in Charlotte, N.C., where he lettered in baseball and soccer, Shanklin earned his degree in communications from North Carolina-Wilmington in 1988.

A graduate of Ohio University's highly respected sports administration program, Shanklin earned a master's degree in that program in the fall of 1989.

An avid golfer, Shanklin married the former Missy Emmerson of Jacksonville, Texas, in 2003. She has a daughter, Jordan (18) who attends LSU, and they are also the parents of Barbara Blake (8) and Isabella Grace (6).



David Taylor

Assistant AD/Game-Event Management

David Taylor, who has been a part of LSU's game management team since September 2005, was promoted in August 2014 to Assistant Athletic Director of Game and Event Management. Taylor handles all aspects regarding game management of athletic events while overseeing a staff that helps coordinate all events within the LSU Athletic Department grounds.

Taylor, who started as game management coordinator, was promoted to Assistant Director in 2006 and Associate Director in 2008. He assumed the directorship of Game and Event Management in September 2011.

Prior to that, Taylor served as Assistant Coordinator of Athletic Facilities and Game Operations at Texas State University from 2003 to 2005.

Taylor earned his B.S. degree from Texas-El Paso in 1999 and his Masters in Sports Management in 2003.

**Michael Bonnette****Bill Franques****Kent Lowe****Matt Dunaway****Jake Terry****Will Stafford****Clyde Verdin****Steve Franz****Krystal Faircloth****Hannah Brinks****Stephanie Lyles****Pam LeBlanc**

Michael Bonnette

Senior Associate AD/Sports Information

Michael Bonnette enters his 15th year as LSU's Sports Information Director and second as Senior Associate Athletic Director after being promoted to his current position in the fall of 2013. Bonnette held the title of Associate Athletic Director from April of 2007. Bonnette was originally elevated to Sports Information Director in August of 2000 and then promoted to Assistant Athletic Director in July of 2004.

As Sports Information Director, Bonnette serves as the chief contact for LSU's nationally-ranked football team as well as overseeing all publicity activities for the 21 sports sponsored by the Athletic Department.

The 44-year-old Bonnette, who served as an Associate Sports Information Director for seven years, is in his 21st year with the LSU Athletic Department.

His 2012 LSU Football media guide was named "Best in the Nation" by CoSIDA, one of several awards he has received from the organization and in the Louisiana Sports Writers Association annual writing contests.

The Lake Charles, La., native has been around the sports media relations profession his entire life as he is the son of retired McNeese State Sports Information Director Louis Bonnette, a member of the CoSIDA Hall of Fame. The field at Cowboy Stadium in Lake Charles bears the name Louis Bonnette Field. His brother, Matthew, continued the family tradition at McNeese by being named Sports Information Director in July 2012, following his Dad in the position.

Bonnette, who is a 1993 graduate of LSU, is past president of SIDs for the Southeastern Conference and is currently the vice-president for SIDs for the LSUNA. He is married to the former Robin Arnaud of Opelousas, La., and the couple has three sons, Peyton (16), Grant (15) and Max (9).

Bill Franques

Senior Associate SID

Bill Franques works as the LSU baseball program's media relations director, and he serves as managing editor of LSU's football, men's basketball and baseball game programs.

His 2012 LSU football game program was voted best in the nation by College Sports Information Directors of America.

The LSU baseball media guide, written and edited by Franques, has four times been named best in the nation by CoSIDA. His baseball brochures have finished among the top six in the country in 16 of the past 21 seasons, including his 2012 and 2013 guides, which were voted No. 1 by CoSIDA.

Franques is the Alex Box Stadium public address announcer and the color analyst on LSU Sports Radio Network broadcasts of baseball road games. In addition, he is the producer and co-host of LSU Tiger Tracks, a weekly television program featuring LSU sports personalities.

Franques also worked from 1997-2000 as the LSU baseball administrative assistant. His duties included coordinating team travel, organizing fundraising events and booster club meetings, and overseeing office operations.

Franques received a Bachelor of Arts degree from LSU in 1985. The Lafayette, La., native is married to the former Yvette Lemoine of Bunkie, La., and they have three children - William Paul Jr. (14), Benjamin Lewis (12) and Madeline Lemoine (10).

Kent Lowe

Senior Associate SID

A member of the LSU Sports Information staff since August 1988 and beginning his 27th athletic year at LSU, Kent Lowe was appointed senior associate SID in August 2000. He serves as the primary media contact for the LSU men's basketball team and women's golf team.

He has also for the past 21 years written an award-winning bowling column for The (Baton Rouge) Advocate.

Lowe, 56, came to LSU from Louisiana Downs where he served as publicity director for the Bossier City, La., racetrack.

Lowe is a member of CoSIDA, which voted his 2010 men's basketball media guide "Best in the Nation" and his 2012 men's basketball guide third in the nation. He is a member of CoSIDA's prestigious Academic All-American committee as well.

Lowe is also a past president and current treasurer of the Louisiana Sports Writers Association.

The Shreveport native is heavily involved with the Louisiana Sports Hall of Fame and for the past 12 years has produced the regionally televised induction ceremonies.

Lowe is a 1979 graduate from LSU-Shreveport. He earned his masters' degree at LSU in 1982.

Matt Dunaway

Associate SID

Matt Dunaway moves into his sixth season as an associate sports information director where he serves as the primary media relations contact for LSU's women's basketball program and assists with football and men's basketball publicity. He also operates as the department's liaison to the Cox Communications Academic Center for Student-Athletes for postgraduate scholarship and academic award nominations.

Dunaway, 33, spent his first five years at LSU as the softball and volleyball SID where he had the opportunity to publicize six All-Americans which include Brittnee Cooper and Briana Holman (volleyball) along with A.J. Andrews, Rachele Fico, Brittany Mack and Kirsten Shortridge (softball). His 2012 softball media guide was voted No. 1 in the nation by CoSIDA.

Dunaway holds the color analyst role for softball broadcasts on the LSU Sports Radio Network and serves as the volleyball play-by-play announcer for webcasts on LSUsports.net.

Dunaway came to LSU from Rice where he promoted the Owls' women's basketball and tennis teams in addition to sharing secondary football duties. Prior to Rice, Dunaway spent two years across town as a sports information assistant at the University of Houston as primary contact for the Cougars' softball, volleyball and tennis programs.

Dunaway graduated from UCF in May 2005 with a BA in broadcast journalism from the Nicholson School of Communication. He was a student assistant in the sports information office and held sports director duties for the student chapter of the UCF ISP Sports Network responsible for broadcasting Golden Knight volleyball, women's basketball, softball and baseball.

Dunaway is a member of CoSIDA and the Louisiana Sports Writers Association.

Will Stafford

Associate SID

Will Stafford enters his seventh year as a member of the LSU Sports Information staff as he serves as associate SID in charge of the national champion men's and women's track and field programs, as well as the men's golf and women's soccer programs.

Stafford is a native of Franklinton, La., and a 2006 graduate of LSU's Manship School of Mass Communication with a Bachelor of Arts degree in journalism.

Prior to receiving a full-time position at LSU, Stafford served as a graduate assistant with the sports information staff for two years while completing a master's degree in sport management in the summer of 2008. In addition, he served as a student assistant at LSU for four years from 2003-06.

Stafford's media guides have been judged in the top five in the country on nine occasions by the College Sports Information Directors of America. This includes the fifth-ranked men's track and field guide in 2007; the third-ranked men's golf, fourth-ranked women's soccer and fourth-ranked women's track and field guides in 2008; the second-ranked men's golf and third-ranked women's track and field guides in 2009; the second-ranked track and field guide in 2011; and

the second-ranked men's golf and third-ranked track and field guide in 2012.

In addition, four of Stafford's media guides have received the "Best Cover" honor as the nation's top design, including track and field in 2007, 2009 and 2011, and men's golf in 2009.

In June 2014, Stafford was announced as the recipient of the inaugural Excellence in Communications Award presented annually by the U.S. Track & Field and Cross Country Coaches Association. The USTFCCA announced his selection leading up to the 2014 NCAA Division I Outdoor Track & Field Championships held in Eugene, Oregon.

He and his wife of four years, the former Claire Adams of Baton Rouge, were married on July 24, 2010, in Lake Junaluska, North Carolina, and have one son, 7-month-old Liam Stafford.

Jake Terry

Associate SID/Social Media

Jake Terry begins his fifth year as Associate SID where he serves as coordinator of social and new media, handles all publicity for the LSU gymnastics team and functions as the No. 2 contact for the football team.

As social media coordinator, Terry has overseen the growth and influence of the LSU Athletics accounts across several social networks.

Terry earned his master's degree in sport management at LSU in 2010 after receiving a Bachelor of Arts degree in broadcast journalism from LSU's Manship School of Mass Communication in 2008.

Prior to receiving a full-time position, Terry served as a graduate assistant for two years at LSU when he handled responsibilities for gymnastics and assisted with football. During his time as a student, he worked as an SID for women's tennis and also served briefly as interim SID for softball, volleyball and women's basketball.

Terry, 28, is a Baton Rouge native and is married to the former Allison Stuckey.

Clyde Verdin

Associate SID

Clyde Verdin is in his first season as an associate sports information director at LSU, serving as the primary contact for softball and volleyball, while also acting as the department's liaison to the Cox Communications Academic Center for Student-Athletes and the department's community service efforts.

Prior to joining the staff, Verdin, 30, worked for over two years as the director of media relations at his Alma Mater of Nicholls State University in Thibodaux, Louisiana, where he oversaw the media relations efforts for all 13 of the university's Division I sports.

After receiving his bachelor of arts in broadcast journalism from Nicholls in 2008, Verdin went on to complete internships at the University of Missouri and with the New Orleans Pelicans of the NBA.

A native of Morgan City, Louisiana, Verdin is married to the former Stephanie Detillier of Raceland, Louisiana.

Steve Franz

Photography Coordinator

Steve Franz, LSU's staff photographer, joined the LSU athletics department in July of 1998 after being around the Tiger sports scene for years.

Prior to joining LSU athletics, the New Orleans native served as photographer for the independent Tiger Rag magazine for five years. Franz was also a photographer for United Press International covering some of the area's major political events, Presidential visits, the New Orleans Saints and the NCAA men's and women's Final Fours in New Orleans.

Franz, 43, has had his pictures published in several national magazines, including Sports Illustrated and The Sporting News. He is a 1993 graduate of LSU.

Krystal Faircloth

Publications Director

Krystal Faircloth is in her second year as Publications Director for the LSU Athletics Publications Office. Her responsibilities include overseeing the visual brand identity of LSU Athletics along with the design of print, web, interactive, apparel, social media, environmental signage and any other projects for all varsity sports.

Faircloth, 30, previously assisted the publications office as graphic design coordinator for seven years while being the primary graphic designer for the Tiger Athletic Foundation. Prior to that, she worked as a student assistant in the LSU Athletics department for two years before earning her bachelor's degree in graphic design in May 2006.

She has produced 23 media guides that have finished among the top five in the nation in the annual CoSIDA publications contest. Her 2006 men's tennis guide, 2009 & 2011 baseball guides and 2009 & 2011 track and field guides were all awarded "Best Cover" honors. More recently, her 2012 and 2013 baseball guides were awarded back-to-back "Best in the Nation."

Formerly Krystal Bennett, she is married to Jordan Faircloth, a former LSU baseball pitcher who played under both Skip Bertman and Smoke Laval. She is a Houghton, La., native and a graduate of Houghton High School.

Hannah Brinks

Graphic Design Coordinator

Hannah Brinks is in her third year as a graphic design coordinator for the LSU Athletics Publications Office. Her responsibilities include the design and production of print and digital communications for the athletic department.

Prior to coming to LSU, Brinks, 25, was a graphic designer with Crimson Tide Productions at the University of Alabama, where she designed in both print and digital formats for Gymnastics, Women's Golf, Softball, and Women's Basketball.

She earned her BFA cum laude in Digital Media/Graphic Design from The University of Alabama, and was a record setting member of the Crimson Tide Swimming and Diving team, competing at SEC Championships, NCAA's, US Open, US Nationals, World Championship Trials and Olympic Trials.

Stephanie Lyles

Graphic Design Coordinator

Stephanie Lyles is in her first year as a graphic design coordinator for the LSU Athletics Publications Office. Her responsibilities include the design and production of print and digital communications for the athletic department.

Prior to coming to LSU, Lyles, 27, was a graphic designer with Pinnacle Entertainment, where she worked in the Regional Marketing department, designing print material for multiple casino properties throughout the South.

She earned her bachelor's degree in graphic design in May 2010 from LSU. She is a Baton Rouge, La., native and a graduate of University High School.

Pam LeBlanc

Administrative Assistant

Students

Sports Information - Brandon Berrio, Taylor Brown, Sara Ducote, Nik Kragthorpe, Dimitri Skoumpordis

Photography - Chris Parent, Kyle Zedaker, Quinn Perret, Raelyn Roussel, Chris Kelly, Elizabeth Thompson

Publications - Mallory Bourgeois, Elizabeth McCulla, Christina Plaia



The 2015 LSU Baseball Official Yearbook is a source of information for the news media. Additional information is available upon request from the LSU Sports Information Office. News releases, photographs and video footage will be made available to accredited members of the news media.

The LSU Sports Information Office is located on the fifth floor of the LSU Athletic Administration Building.

Mailing Address

LSU Sports Information
Athletic Administration Building
Baton Rouge, LA 70803

Overnight Mail Address

Room 501, LSU Athletics Admin. Bldg.
N. Stadium Dr. at Nicholson Dr.
Baton Rouge, LA 70803

Phone Directory

Press Box: 225-578-4149
Sports Information: 225-578-8226
Sports Information Fax: 225-578-1861
Baseball Office: 225-578-4148
Baseball Office Fax: 225-578-4066
Baseball Contact - Bill Franques
E-mail Address - wfranqu@lsu.edu

Credentials

All media attending LSU baseball home games must present a media pass for admission to Alex Box Stadium. Media are asked to enter the stadium on the third-base side between the Ticket Office and the Hall of Fame Room. Credentials for home games are issued for working media only and should be requested as early as possible.

• Requests for credentials should be made in advance by e-mail and directed to Senior Associate SID Bill Franques at wfranqu@lsu.edu.

• Requests are honored from sports editors of daily and weekly newspapers, editors of sports periodicals, web site administrators, and sports directors of radio and television stations who broadcast regularly-scheduled sports reports and talk shows.

• Credentials not mailed may be picked up beginning 90 minutes prior to game time at the Will Call window on the third base side of Alex Box Stadium, Skip Bertman Field.

Press Box Services

A complete NCAA box score and pertinent game facts will be distributed to members of the working media. Press packets are provided 60 minutes prior to the first pitch, or earlier upon request. Press packets include a scorecard and team rosters, updated statistics for each team, conference statistics and game notes.

Wireless Internet

Please contact Senior Associate SID Bill Franques in order to obtain login information for LSU's wireless internet services.

Parking

Because of limited space, requests for parking passes should be made with credential requests. It should not be assumed that parking passes will be provided with all media credentials.

Radio/Television

Radio and television space for broadcasting baseball games is located in the press box. LSU provides courtesy lines for radio stations wishing to broadcast a game from Alex Box Stadium, Skip Bertman Field.



Head Coach Paul Mainieri

Coach Mainieri is usually available for interviews on weekdays prior to practice sessions. Please coordinate all requests for interviews with Coach Mainieri through the Sports Information Office. Appointments and interviews may be arranged through Bill Franques at wfranqu@lsu.edu or (225) 578-2527. Coach Mainieri will meet with reporters approximately 15 minutes after home games in the Champion's Club of Alex Box Stadium.


Practice/Interviews

Media members are invited to attend LSU baseball practice sessions. Players and coaches are usually available for interviews before each practice in Alex Box Stadium, Skip Bertman Field. Contact Bill Franques at wfranqu@lsu.edu or 225.578.2527 for practice times. Postgame player interviews are conducted in front of the LSU dugout at the conclusion of a brief team meeting on the field. The LSU locker room is closed to the media.

LSUsports.net



LSUsports.net/fancage



Inside LSU Baseball with Paul Mainieri

Inside LSU Baseball is a weekly program featuring LSU head coach Paul Mainieri. The first installment of the 2015 season will air March 17 and the show runs through May 19. The show features game highlights, player profiles and in-depth stories on the Fighting Tiger program.

Inside LSU Baseball with Paul Mainieri is syndicated weekly during the season throughout all major markets in the state of Louisiana by LSU Sports Properties. In addition, the show can be viewed in its entirety in the Geaux Zone of LSU's official athletics department web site, LSUsports.net.

2015 Inside LSU Baseball TV Affiliates

BATON ROUGE

WBTR-TV (Channel 19)
COX CABLE (Channel 4)

LAFAYETTE

KLAF-TV (Channel 17)
KADN-TV (Channel 15)

LAKE CHARLES

KLOC-TV (Channel 60)

MONROE

KARD-TV (Channel 14)

MORGAN CITY

KWBJ-TV (Channel 39)

NEW ORLEANS

WUPL-TV (Cox Channel 2)

REGIONAL NETWORKS

COX SPORTS TELEVISION
FOX SPORTS NET SOUTHWEST
COMCAST SPORTS NET HOUSTON



CST announcers Lyn Rollins (left) and former LSU all-American Ben McDonald



Network Telecasts

Check www.LSUsports.net for a listing of games to be televised this season.



Kevin Wagner
Director of Television Operations

Kevin Wagner, LSU's Director of Television, takes on a new role this year as the athletic department liaison to the SEC Network and as producer of all SECN+ games originating from LSU's control room.

Wagner, 58, was promoted to Assistant AD/Television in August, 2003 after joining LSU as assistant coordinator in August of 1989. He served as Coordinator of Electronic Media/Television for eight years prior to his most recent promotion.

A 1980 graduate of LSU in broadcast journalism, Wagner was a four-year Tiger letterman in diving (1975-79), earning All-Southeastern Conference honors in 1979 on the three-meter springboard.

A native of Houston with 36 years of experience as a television producer, Wagner and his wife Karen have two daughters, Allyson and Jennifer, and six grandchildren - Kaleigh, Conner, Randy, Tanner, Carson and Kyndal.



John Schiebe
Director of Videoboard Productions

John Schiebe enters his 21st year in the LSU television department. He came to LSU in August of 1994 from the University of Mississippi where he served as post-production supervisor in the Teleproductions Center. He worked at Ole Miss for one-and-a-half years.

Schiebe served as a production assistant in Educational Television Services at Oklahoma State from 1984 through 1987 before becoming a producer/director in Agricultural Communications at OSU from 1987 until 1993 when he joined Ole Miss.

A 1986 graduate of Oklahoma State, he was born in Minneapolis, Minn. and attended high school in Oxford, Miss.

Schiebe, 53, is married to the former Mollie Clements of Memphis, Tenn., and they have two sons, Tom and Pat.



David Landry
Director of Media Productions

David Landry returned in 2006 to LSU as a producer in the television department after 12 years in TV production in the Baton Rouge area.

Before his freelance career, Landry, a native of Baton Rouge, served as a full-time television producer at LSU for four years (1990-1994) and was involved with production of LSU programming since 1988 when he was a student at the University.

Landry, 47, graduated from LSU in 1990 with a bachelor's degree in broadcast journalism. He married the former Kim Segura of Baton Rouge in 1991, and they have two sons, Patrick and John.



The Paul Mainieri Show

PRESENTED BY CAPITAL ONE BANK

Selected LSU Sports Radio Network stations will air "The Paul Mainieri Show," presented by Capital One Bank" each Monday from 7-8 p.m., beginning on March 23 and continuing through May 11. The show airs live from T.J. Ribs Restaurant on Acadian Thruway in Baton Rouge.

The show is designed to give Tiger fans a chance to visit both live and by phone with LSU coach Paul Mainieri. Fans have the opportunity to watch the show live at T.J. Ribs and ask Coach Mainieri questions in person. There is also a call-in segment that features questions from listeners on the LSU Sports Radio Network and in the Geaux Zone of LSUports.net.



"Voice of the Tigers" Jim Hawthorne (right) and LSU coach Paul Mainieri talk to fans live at TJ Ribs Restaurant in Baton Rouge.

Game Broadcasts

The LSU Sports Radio Network is scheduled to broadcast all regular-season contests in 2015 along with the Tigers' games in the SEC and NCAA Tournaments. LSU Baseball will be distributed by satellite to 18 radio stations from the broadcast studios on the fifth floor of the athletic administration building.

WDGL-FM (98.1) in Baton Rouge serves as the flagship station for the LSU Sports Network. All programming can also be heard in the Geaux Zone at www.LSUports.net, and selected games will be available on Sirius/XM Channels 199, 200 and 201.

Jim Hawthorne, the "Voice of the Tigers" for all LSU sports, begins his 32nd season of calling baseball play-by-play action. He will be joined on the broadcasts by Charles Hanagriff and LSU baseball publicist Bill Franques.

A veteran sports announcer and radio personality throughout Louisiana, Hawthorne brings years of baseball broadcast experience to his post, including stints with the Shreveport Captains of the AA Texas League, Northwestern State University and Centenary College.

In his 35-year LSU broadcasting career, Hawthorne has called the action from three basketball Final Fours, 23 football bowl games, three football national championship games and six baseball national championship games. Hawthorne, a native of Anacoco, La., is married to the former Juanita Carol Thomason. He has one son, Joseph William; two daughters, Jaime Lynn and Amanda Ruth; and four grandchildren.



The LSU Sports Radio Network crew (l to r): Bill Franques, Jim Hawthorne, Charles Hanagriff

The Network

The LSU Sports Radio Network is one of the most diverse and progressive college radio networks in the country, utilizing an in-house radio studio to originate over 140 live events in football, men's and women's basketball, baseball and softball. WDGL-FM (The Eagle 98.1) in Baton Rouge is the flagship station for LSU baseball broadcasts. In addition to live events, network programming also includes a weekly live coach's show for football, men's and women's basketball and baseball.

2015 LSU Baseball Network Affiliates (Projected)

CALL LETTERS	FREQUENCY	CITY
WDGL-FM	98.1	Baton Rouge (Flagship Station)
KSYL-AM	970	Alexandria
WBOX-FM	92.9	Bogalusa
KFNV-FM	107.1	Ferriday
KJIN-AM	1490	Houma
KJNA-FM	102.7	Jena
KLWB-FM	103.7	Lafayette/Opelousas
KXZZ-AM	1580	Lake Charles
KJAE-FM	93.5	Leesville
KRJO-AM	1680	Monroe
KFRA-AM	1390	Morgan City
KWLV-FM	107.1	Natchitoches
WWL-AM	870	New Orleans
KRUS-AM	1490	Ruston
KWKH-AM	1130	Shreveport
KTJZ-FM	97.5	Tallulah
WFCG-FM	107.3	Tylertown, Miss.
KVPI-AM	1050	Ville Platte

Network Affiliates are subject to change.

Visit www.LSUports.net/radioaffiliates



Paul Mainieri joins Bill Franques for a postgame show after each home game in the Champion's Club of Alex Box Stadium.

President

(President of LSU System, 1965-present)

James M. Smith, 1930-1939
Paul M. Hebert, 1939-1941
Campbell B. Hodges, 1941-1944
William B. Hatcher, 1944-1947
Fred C. Frey, 1947
Harold W. Stoke, 1947-1951
Troy H. Middleton, 1951-1962
John A. Hunter, 1962-1972
Martin D. Woodin, 1972-1985
Allen A. Copping, 1985-99
William L. Jenkins, 1999-2007; 2012-13
John V. Lombardi, 2007-12
F. King Alexander, 2013-

Chancellor

Cecil G. Taylor, 1965-1974
Paul W. Murrill, 1974-1981
James H. Wharton, 1981-1988
E. Grady Bogue, 1988 (Dec.)-1989 (July)
William E. Davis, 1989-96
William L. Jenkins, 1996-99; 2008; 2012-13
Mark A. Emmert, 1999-2004
Sean O'Keefe, 2005-08
Michael V. Martin, 2008-12
F. King Alexander, 2013-

Athletics Director

T.P. Heard, 1933-55
Jim Corbett, 1955-67
Harry Rabenhorst, 1967-68
Carl Maddox, 1968-78
Paul Dietzel, 1978-82
Bob Brodhead, 1982-86
Joe Dean, 1987-2000
Skip Bertman, 2001-08
Joe Alleva, 2008-

Faculty Athletic Chairman

James F. Broussard, 1932-42
B.F. Mitchell, 1942-43
J.G. Lee, 1945-46
A.R. Choppin, 1956-57
John C. Floyd, 1957-58
George H. Lowrey, 1958-59
Benjamin C. Craft, 1959-60
Lemos L. Fulmer, 1961-62
W.R. Edwards, 1962-64
Luther Wade, 1964-65
Dale R. Carver, 1965-66
George W. Fair, 1966-68
A. Bigler Crow, 1968-69
Maurice Vick, 1969-70
Frank Rickey, 1970-71
Melvin Dakin, 1971-72
Robert May, 1972-74
J.B. Frye, 1974-75
L.R. Daniel, 1975-78
Joseph Liuzzo, 1978-83
Billy Seay, 1983-91
Sam Hilliard, 1991-1993
Pat Culbertson, 1994-2002
Ken Carpenter, 2002-07
Dydia DeLyser, 2007-11
Bill Demastes, 2011-

Sports Information Director

Jack Fiser, 1948-49
Jim Corbett, 1945-48; 1950-1954
Bob Lynch, 1949-50
Ace Higgins, 1954-66

Bud Johnson, 1966-71
Paul Manasseh, 1971-83
Joe Yates, 1983-85
Jamie Kimbrough, 1985-88
Herb Vincent, 1988-2000
Michael Bonnette, 2000-

Football Coach

L.M. "Biff" Jones, 1933-34
Bernie Moore, 1935-47
Gaynell Tinsley, 1948-54
Paul Dietzel, 1955-61
Charlie McClendon, 1962-79
Jerry Stovall, 1980-83
Bill Arnsperger, 1984-86
Mike Archer, 1987-90
Curley Hallman, 1991-94
Gerry DiNardo, 1995-99
Nick Saban, 2000-2004
Les Miles, 2005-

Men's Basketball Coach

Harry Rabenhorst, 1933-42
Dale Morey, 1943-44
Jess Fatherree, 1945
A.L. "Red" Swanson, 1945
Harry Rabenhorst, 1946-57
Jay McCreary, 1958-65
Frank Truitt, 1965-66
Press Maravich, 1966-72
Dale D. Brown, 1972-97
John Brady, 1997-2008
Trent Johnson, 2008-12
Johnny Jones, 2012-

Baseball Coach

Harry Rabenhorst, 1933-42
A.L. "Red" Swanson, 1943-45
Harry Rabenhorst, 1946-57
Raymond Didier, 1958-64
Jim Waldrop, 1964-66
Jim Smith, 1966-78
Jack Lamabe, 1979-83
Skip Bertman, 1984-2001
Smoke Laval, 2002-2006
Paul Mainieri, 2007-

Women's Basketball Coach

Jinks Coleman, 1975-79
Barbara Swanner, 1979-82
Sue Gunter, 1982-2004
Pokey Chatman, 2004-07
Van Chancellor, 2007-11
Nikki Caldwell, 2011-

Gymnastics Coach

Jackie Walker, 1974-77
D-D Breau, 1977-

Volleyball Coach

Gerry Owens, 1977-80
Ruth Nelson, 1981-84
Scott Luster, 1985-1997
Fran Flory, 1998-

Men's Tennis Coach

Charlie Diel, 1932-46
W.T. "Dub" Robinson, 1947-74
Steve Carter, 1975-78
Steve Strome, 1979-81
Jerry Simmons, 1982-97
Jeff Brown, 1998-

Women's Tennis Coach

Pat Newman, 1976-79
Karen McCarter Elliott, 1980
Betty Sue Hagerman, 1981-83
Philip Campbell, 1984-88
Geoff Macdonald, 1988-91
Tony Minnis, 1992-2012
Julia Sell, 2012-

Men's Golf Coach

Major J. Perry Cole, 1933-43
Mike Donahue, 1944-45
T.P. "Red" Heard, 1946-47
Mike Barbato, 1948-60
Harry Taylor & Fred Knight, 1961-62
Harry Taylor, 1963-67
C.D. Smith, 1968
Tommy Martty, 1969
Ben Freeman, 1970-71
Bill Brogdon, 1972-76
Dave Sigler, 1977-82
Buddy Alexander, 1983-87
Britt Harrison, 1987-99
Greg Jones, 1999-2005
Chuck Winstead, 2005-

Women's Golf Coach

Mary Rehling-Holmes, 1979-82
Buddy Alexander, 1983
Rickie Stukes, 1983-84
Karen Bahnsen, 1984-

Soccer Coach

Miriam Hickey, 1995-96
Greg Boggs, 1997-99
George Fotopoulos, 2000-04
Brian Lee, 2005-

Softball Coach

Carol Smith, 1979-82
Cathy Compton, 1995-1998
Glenn Moore, 1999-2000
Yvette Girouard, 2001-11
Beth Torina, 2012-

Swimming & Diving Coach

Ken Van Voorhis, 1968-69
Layne Jorgenson, 1969-71
Ivan Harless, 1971-72
Ted Stickles, 1972-79
Ivan Harless, 1979-81
Scott Woodburn, 1981-85
Sam Freas, 1985-88
Rick Meador, 1988-2000
Jeff Cavana, 2000-04
Adam Schmitt, 2004-10
David Geyer (Swimming), 2010-
Doug Shaffer (Diving), 2010-

Track & Field Coach

Bernie Moore, 1933-47
Al Moreau, 1948-63
Joe May, 1964-76
Bill McClure, 1976-81
Boots Garland, 1981-83
Billy Maxwell, 1983-86
Sam Seemes, 1987
Pat Henry, 1987-2004
Dennis Shaver, 2004-



TEAM LSU CORPORATE PARTNERS



TIGER PARTNERS



FOR MORE INFORMATION REGARDING SPONSORSHIP OPPORTUNITIES WITH LSU ATHLETICS, PLEASE CONTACT:

LSU Sports Properties
LSU Athletic Administration Building • Baton Rouge, LA 70803



225.578.8883



BE A PART OF THE TRADITION

Results of contributions to Tiger Athletic Foundation appear in the form of new and upgraded facilities. In the Southeastern Conference, keeping pace in this area is of paramount importance and TAF will be there to make certain that every LSU team has the resources necessary to succeed.

Tiger Athletic Foundation: helping build the future of LSU Athletics.

Visit www.LSUTAF.org to find out how you can get involved or call **225-578-4823**.



The Preservation of Tiger Stadium



Football Operations Center



University Club Golf Course & Golf Practice Facility



Tiger Park



Alex Box Stadium



Basketball Practice Facility

GEAUX X ZONE HD

DOWNLOAD THE OFFICIAL LSU SPORTS MOBILE APPS

FOLLOW LIVE IN 2015 LISTEN LIVE ON YOUR PHONE OR TABLET

Official live audio, live stats, news, rosters, schedule and more. In-app upgrade to LSU Sports Mobile+ required for access to live audio broadcasts* and on-demand video highlights.


* live audio available with Geaux Zone subscription



DON'T MISS A MINUTE OF LSU BASEBALL

LSUsports.net, The Official Website of LSU Athletics powers the Geaux Zone on GameDay. Members have access to live audio, on-demand video highlights, and all live events on the LSU Sports Mobile Apps* in 2014-15. Join now for \$4.99 per month at www.LSUsports.net/join.

* In-app upgrade required to access live events



PRESENTED BY



www.LSUsports.net/apps

LSUsports.net



LSUsports.net/fancage

Connect like never before to your favorite LSU Athletics teams, coaches and departments online and on your smartphone. LSU Athletics' complete Social Media Directory including Facebook pages, twitter accounts and Instagram are online at LSUsports.net/fancage.

Teams

LSU Football	@LSUfball
LSU Men's Basketball	@LSUBasketball
LSU Women's Basketball	@LSUwbkb
LSU Baseball	@LSUbaseball
LSU Softball	@LSUsoftball
LSU Men's Golf	@LSUMensGolf
LSU Women's Golf	@LSUWomensGolf
LSU Gymnastics	@LSUGym
LSU Swimming & Diving	@LSUSwimDive
LSU Track & Field	@LSUTrackField
LSU Soccer	@LSUSoccer
LSU Men's Tennis	@LSUTennis
LSU Women's Tennis	@LSUwten
LSU Sand Volleyball	@LSUsandVB
LSU Volleyball	@LSUVolleyball

Coaches

Les Miles (FB)	@LSUCoachMiles
Cam Cameron (FB)	@LSUCoachCam
Frank Wilson (FB)	@LSUCoachWilson
Brick Haley (FB)	@CoachBrickHaley
Adam Henry (FB)	@CoachHenry8
Corey Raymond (FB)	@LSUCoachRaymond
Steve Ensminger (FB)	@SteveEnsminger
Johnny Jones (MBB)	@LSUCoachJones
Nikki Caldwell (WBB)	@NikkiCaldwell
Beth Torina (SB)	@BethTorina
Dave Geyer (SD)	@LSUCoachGeyer
Jeff Brown (MT)	@LSUCoachJBrown
Fran Flory (VB)	@LSUCoachFran

Karen Bahnsen (WG)	@kbahnse
Julia Sell (WT)	@LSUJuliaSell
Jay Clark (GYM)	@jayclark886
Will Davis (BSB)	@willd52
Tom Kelsey (MBB)	@coachkelsey
Tasha Butts (WBB)	@TashaButts
Tony Perotti (WBB)	@TonyPerotti
Howard Dobson (SB)	@HWDobson
Lindsay Leftwicht (SB)	@LLefty18
Alexis Rather (WG)	@Alexis_Rather
Jill Lytle Wilson (VB)	@JillLSUVB

Departments

LSUsports.net	@LSUsports
LSU Ticket Office	@LSUtix
LSUshop.net	@LSUshop
LSUpix.net	@LSUpix
LSU Sports Properties	@LSUSP
LSU Compliance	@LSUCompliance
LSU Event Management	@LSUEM
LSU Publications Office	@LSUPublications
LSU Cheerleading	@LSUCheer
LSU Tiger Girls	@LSUTigerGirls
LSU Equipment Managers	@LSUFBEquipment
LSU Sports Nutrition	@HealthyTigerLSU
National L Club	@LSULclub
LSU Final Score	@LSUfinalscore
LSUsports.net RSS Feed	@LSUSportsNews
LSU Geaux Zone RSS Feed	@LSUGeauxZone
Tiger Stadium	@LSUTigerStadium
Mike The Tiger	@LSUMikeTiger
Mike's Kids Club	@LSUMKC

LSU Roar Corps	@LSUroarcorps
Tiger Athletic Foundation	@LSUTAF
LSU Academic Center	@LSUAcademicCtr

University

Official University	@LSU
University News	@LSUnews

Administration

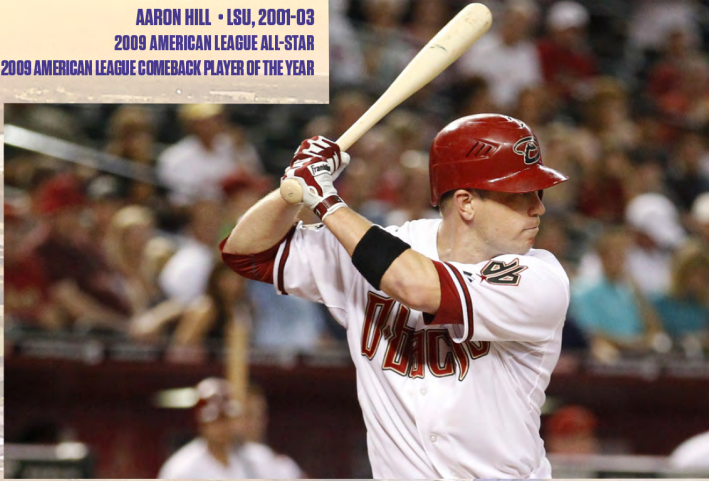
Michael Bonnette	@LSUBonnette
Brian Broussard	@broussardbrian
Quinlan Duhon	@LSUQuinlanDuhon
Zach Kendrick	@zkendrick
Kent Lowe	@LSUKent
Jamie Meeks	@JamieMascari
Tommy Moffitt	@TommyMoffitt
Daniel Nunes	@dnuneslsu
Todd Politz	@tpolitz
Will Stafford	@WillStaffordLSU
Jason Suitt	@Jmsuitt
Jake Terry	@LSUJake
Emily Dixon	@EmilyVDixon



MAJOR LEAGUE TIGERS

LSU HAS PRODUCED 52 MAJOR LEAGUE BASEBALL PLAYERS SINCE 1987, INCLUDING 29 PITCHERS AND 22 POSITION PLAYERS. LSU HAS HAD AT LEAST ONE FORMER PLAYER MAKE HIS MLB DEBUT IN 22 OF THE PAST 24 SEASONS.

AARON HILL • LSU, 2001-03
2009 AMERICAN LEAGUE ALL-STAR
2009 AMERICAN LEAGUE COMEBACK PLAYER OF THE YEAR



BRIAN WILSON • LSU, 2001-03
2008 AND 2010 NATIONAL LEAGUE ALL-STAR
2010 WORLD SERIES CHAMPION



DJ LEMAHIEU • LSU, 2008-09
2014 GOLD GLOVE WINNER



LOUIS COLEMAN • LSU, 2006-09



KEVIN GAUSMAN • LSU, 2011-12



MATT CLARK • LSU, 2008



CHARLIE FURBUSH • LSU, 2007



WILL HARRIS • LSU, 2003-06



ANTHONY RANAUDO • LSU, 2008-10

NINE FORMER LSU
PLAYERS APPEARED ON
2014 MAJOR LEAGUE
BASEBALL ROSTERS:

MATT CLARK • INF
MILWAUKEE BREWERS

LOUIS COLEMAN • RHP
KANSAS CITY ROYALS

CHARLIE FURBUSH • LHP
SEATTLE MARINERS

KEVIN GAUSMAN • RHP
BALTIMORE ORIOLES

WILL HARRIS • RHP
ARIZONA DIAMONDBACKS

AARON HILL • INF
ARIZONA DIAMONDBACKS

DJ LEMAHIEU • INF
COLORADO ROCKIES

ANTHONY RANAUDO • RHP
BOSTON RED SOX

BRIAN WILSON • RHP
LOS ANGELES DODGERS



CONNER HALE



KADE SCIVIQUE



JARED POCHÉ



KRAMER ROBERTSON



JAKE FRALEY

LOVE PURPLE
LIVE GOLD

LSU.edu/lovepurple

LSUsports.net


f LSUsports.net/fancage

2015 SCHEDULE

FEBRUARY			APRIL		
13	KANSAS	7 P.M.	2	AT ALABAMA #	7 P.M.
14	KANSAS	2 P.M.	3	AT ALABAMA #	7 P.M.
15	KANSAS	1 P.M.	4	AT ALABAMA #	2 P.M.
18	NICHOLLS STATE	6:30 P.M.	7	NEW ORLEANS	6:30 P.M.
20	BOSTON COLLEGE	7 P.M.	8	NORTHWESTERN STATE	6:30 P.M.
21	BOSTON COLLEGE	3 P.M.	10	AUBURN	7 P.M.
22	BOSTON COLLEGE	1 P.M.	11	AUBURN	6:30 P.M.
25	SOUTHEASTERN LA.	6:30 P.M.	12	AUBURN	1 P.M.
27	PRINCETON	7 P.M.	15	LAMAR	6:30 P.M.
28	PRINCETON	4 P.M.	17	AT GEORGIA	6 P.M.
MARCH			18	AT GEORGIA	1 P.M.
1	PRINCETON	12 P.M.	19	AT GEORGIA	12 P.M.
3	STEPHEN F. AUSTIN	6:30 P.M.	21	TULANE	6:30 P.M.
4	GRAMBLING	3 P.M.	23	TEXAS A&M	6:30 P.M.
6	HOUSTON ^	7 P.M.	24	TEXAS A&M	7 P.M.
7	BAYLOR ^	3:30 P.M.	25	TEXAS A&M	1 P.M.
8	NEBRASKA ^	11 A.M.	28	ALCORN STATE	6:30 P.M.
11	MCNEESE STATE	6:30 P.M.	30	AT MISSISSIPPI STATE	6:30 P.M.
13	OLE MISS	7 P.M.	MAY		
14	OLE MISS	7 P.M.	1	AT MISSISSIPPI STATE	7 P.M.
15	OLE MISS	3 P.M.	2	AT MISSISSIPPI STATE	3 P.M.
17	AT SOUTHERN	6 P.M.	8	MISSOURI	7 P.M.
19	AT ARKANSAS	6 P.M.	9	MISSOURI	7:30 P.M.
20	AT ARKANSAS	8 P.M.	10	MISSOURI	2 P.M.
21	AT ARKANSAS	1 P.M.	12	AT NEW ORLEANS	6:30 P.M.
24	AT TULANE	6:30 P.M.	14	AT SOUTH CAROLINA	6 P.M.
27	KENTUCKY	7 P.M.	15	AT SOUTH CAROLINA	7 P.M.
28	KENTUCKY	6:30 P.M.	16	AT SOUTH CAROLINA	7 P.M.
29	KENTUCKY	11 A.M.	2015 SEC TOURNAMENT		
31	LOUISIANA-LAFAYETTE %	7 P.M.	MAY 19-24 • HOOVER, ALA.		



ZAC PERSON



CHRIS CHINEA



JARED FOSTER



KYLE BOUMAN



CHRIS SCIAMBRA

JUNE

NCAA NCAA REGIONAL • MAY 29 - JUNE 1 • SITES TBD

NCAA NCAA SUPER REGIONAL • JUNE 5-8 • SITES TBD

CWS COLLEGE WORLD SERIES • JUNE 13-24 • OMAHA, NEB.

All times are Central and subject to change / BOLD denotes home games

* - Houston College Classic (Minute Maid Park - Houston, Texas)

% - Wally Pontiff Jr. Foundation Classic (Zephyr Field - Metairie, La.)

- LSU-Alabama series to be played in Hoover, Ala. at Hoover Metropolitan Stadium

FOR TICKETS: 800.960.8587 OR **LSU**tix.net

