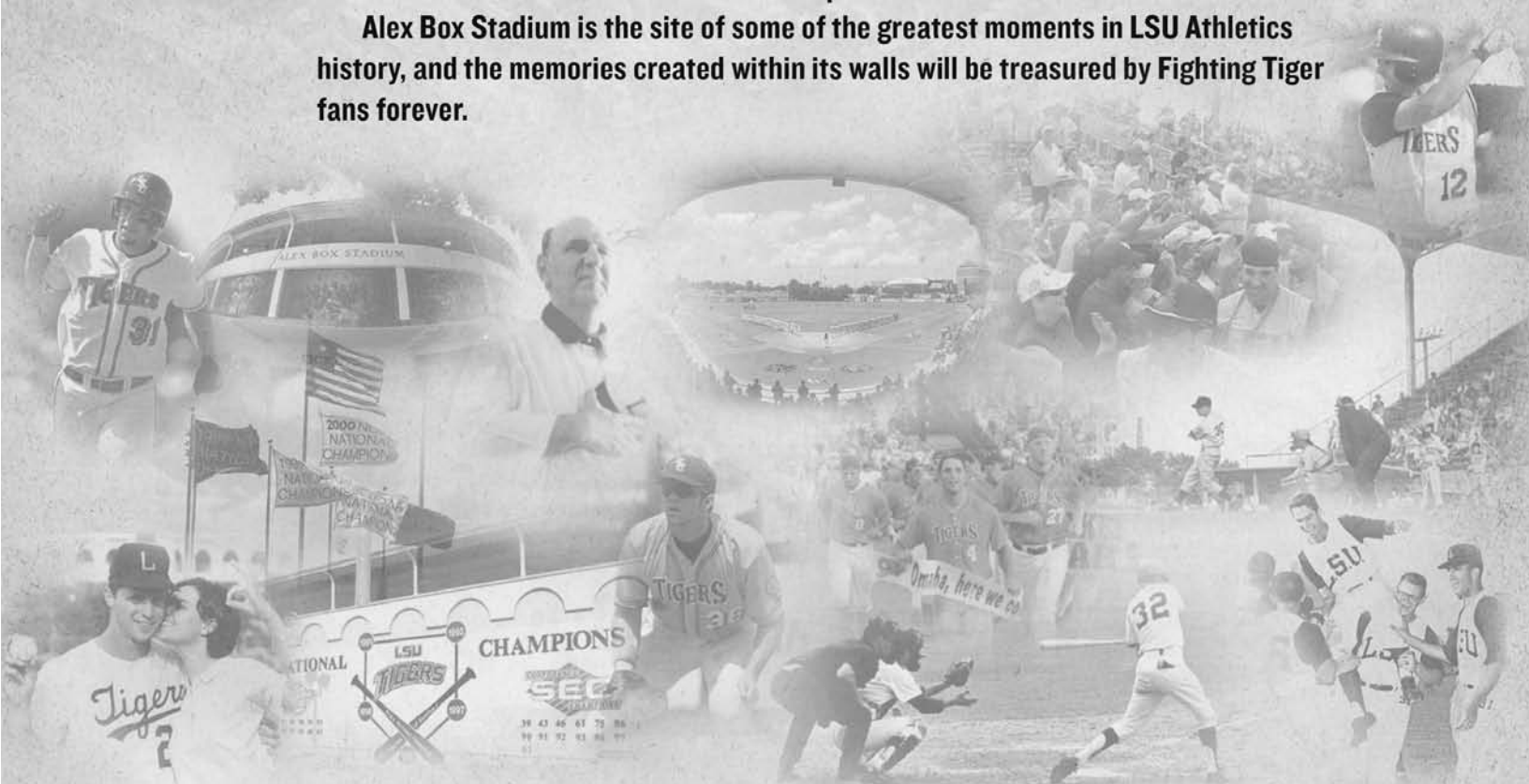


ALEX BOX STADIUM
70 YEARS OF MEMORIES
20LSU08

The facility, originally known as the LSU Diamond, served as the spring training site of the New York Giants in its early years, and in 1943, it was re-named Alex Box Stadium in honor of the former LSU baseball and football letterman killed in North Africa during World War II.

Alex Box Stadium is the site of some of the greatest moments in LSU Athletics history, and the memories created within its walls will be treasured by Fighting Tiger fans forever.



LSU BASEBALL LEGACY



NATIONAL 1991 • 1993 • 1996 • 1997 • 2000 CHAMPIONS



1991



1993



1996



1997



2000

Five

NCAA College World Series Championships
1991, 1993, 1996, 1997, 2000

LSU is one of only four schools to win five CWS titles. Only LSU and Southern California have won four in one decade.

13

Southeastern Conference Championships

LSU claimed six SEC titles in the '90s. The Tigers won an unprecedented four straight league crowns from 1990-93.

256,537

The Nation's Best Attendance

LSU drew 256,537 fans to Alex Box Stadium in 2007 to lead the USA in attendance for the 12th straight season.

13

CWS Appearances in the Past 22 Years

LSU and Miami (Fla.) are the only two schools in the country with 13 CWS berths since 1986.

21

NCAA Tournament Berths

The Tigers have appeared in an NCAA Regional in 17 of the past 19 seasons.

16

NCAA Regional Host Site for 16 of the Past 18 Seasons

LSU played host to an NCAA Regional Tournament each year from 1990-2005.

28-6

Record on Championship Day
in NCAA Tournament Competition

LSU is 23-6 in the final rounds of NCAA regionals and super regionals, and the Tigers are 5-0 in CWS championship games.

.721

Highest All-Time NCAA Tournament Winning Percentage

LSU has a 106-41 record and a .721 winning percentage in regional/super regional and CWS games combined.

.630

Fourth-Highest All-Time
College World Series Winning Percentage

LSU is 29-17 (.630) at the CWS. The Tigers have won 14 of their last 20 CWS games.

29

Most All-Time CWS Victories (29)
and Appearances (13) Among SEC Teams.

The second-highest totals among SEC schools are 17 CWS victories and eight CWS appearances.

Nine

50-Win Seasons

LSU is the only SEC school with more than four 50-win seasons in its annals.

Introduction

4	2008 Schedule/Road Headquarters
5	2008 Roster/Pronunciation Guide
6	Facts About LSU
7	Media Information
8	Media List
9	This is LSU Baseball
18	Alex Box Stadium
24	The New Alex Box Stadium
26	Louisiana State University
28	Academic Center
30	Academic Success
32	CHAMPS Program
34	Athletic Training
36	Strength and Conditioning Program
38	The City of Baton Rouge
39	The State of Louisiana
40	Prominent LSU Alumni
42	LSU Greats
44	Wall of Honor
46	First-Team All-Americans
48	Tigers in the Major Leagues
55	LSU in the Major League Draft
57	LSU in the Olympics

Preview

58	2008 Outlook
61	LSU Depth Chart/Pre-Season Polls
62	SEC Opponents
65	Non-Conference Opponents
68	Post-Season Tournaments

Tigers

69	Player Profiles
----	-----------------

Coaches

82	Head Coach Paul Mainieri
88	Assistant Coaches
91	Support Staff

Review

92	Notes on the 2007 Season
96	2007 Results
97	2007 Game Recaps
101	2007 Final Cumulative Statistics
102	2007 Stats in SEC Games
103	2007 Analysis Stats
104	Career Stats of Departing Players
105	2007 Individual Honors/Final Polls
106	2007 Statistical Summary
108	2007 SEC Standings/Statistics

History

110	The Early History of LSU Baseball
112	The Skip Bertman Years (1984-2001)
116	LSU Lists of Note
118	The 1991 National Champions
120	The 1993 National Champions
122	The 1996 National Champions
124	The 1997 National Champions
126	The 2000 National Champions
128	College World Series Box Scores

Records

133	NCAA and SEC Statistical Champions
134	All-Time Statistical Leaders
136	Year-by-Year Statistical Leaders
138	All-Time Individual Records
140	All-Time Team Records
142	LSU Individual Honors
147	Television Appearances
150	NCAA Tournament Results
162	SEC Postseason Results
164	Outstanding Pitching Performances
165	LSU Varsity Lettermen
169	Year-by-Year W-L Records
170	All-Time Coaching Records
171	All-Time Series Records
172	All-Time Results

LSU

186	LSU Board of Supervisors
187	LSU System President
188	LSU Chancellor
189	The Southeastern Conference
191	Tiger Baseball Alumni
192	Coaches Committee
194	Athletics Hall of Fame & Museum
195	Athletics Facilities
196	LSU Athletics Notebook
198	Director of Athletics Skip Bertman
199	Athletics Administration
200	Sports Information
201	LSU Sports TV Network
202	LSU Sports Radio Network
203	Athletics Phone Directory
204	Athletics Staff History
205	www.LSUsports.net
206	Tiger Athletic Foundation
208	LSU Sports Properties



CREDITS

The 2008 LSU Baseball Official Yearbook was produced by the LSU Sports Information Office on Power Macintosh G5 using QuarkXpress 6.5 and Adobe Photoshop CS3.

EDITOR:	Bill Franques
ASSISTANT EDITOR:	Curits Akey
LAYOUT & DESIGN:	Krystal Bennett
COVER DESIGN:	Krystal Bennett
PRODUCTION ASSISTANCE:	Jason Feirman, Ashley Durand, Kenli Langlois
PHOTOGRAPHY:	Steve Franz, Jason Feirman, Jennifer Abelson, Brad Messina, Glenn LeDoux, MLB Baseball, Jim Zietz
PRINTING:	EBSCO Media - Birmingham, Ala.



The LSU Baseball Yearbook has been rated among the top six college baseball publications in the nation in 10 of the past 15 seasons. The yearbook was named "Best in the Nation" in 1993 and in 1994 by the College Sports Information Directors of America (CoSIDA) and the National Collegiate Baseball Writers Association; the publication ranked fourth in 1995, second in 1996, fourth in 1997, second in 1998, sixth in 1999, fifth in 2001, third in 2003 and second in 2004. The cover of the 2003 guide was also named "Best in the Nation" by CoSIDA.

INTRO

THIS IS LSU

PREVIEW

TIGERS

COACHES

REVIEW

HISTORY

RECORDS

LSU

February

22 (Fri.)	INDIANA	ALEX BOX STADIUM	7 p.m.
23 (Sat.)	INDIANA	ALEX BOX STADIUM	1 p.m.
24 (Sun.)	INDIANA	ALEX BOX STADIUM	11 a.m.
26 (Tue.)	SOUTHERN (Cox Sports TV)	ALEX BOX STADIUM	6:30 p.m.
27 (Wed.)	MISSISSIPPI VALLEY STATE	ALEX BOX STADIUM	6:30 p.m.
29 (Fri.)	DUQUESNE	ALEX BOX STADIUM	7 p.m.

March

1 (Sat.)	DUQUESNE	ALEX BOX STADIUM	2 p.m.
2 (Sun.)	DUQUESNE	ALEX BOX STADIUM	11 a.m.
4 (Tue.)	MICHIGAN STATE	ALEX BOX STADIUM	6:30 p.m.
5 (Wed.)	MICHIGAN STATE	ALEX BOX STADIUM	3 p.m.
7 (Fri.)	STETSON	ALEX BOX STADIUM	7 p.m.
8 (Sat.)	STETSON	ALEX BOX STADIUM	2 p.m.
9 (Sun.)	STETSON	ALEX BOX STADIUM	1 p.m.
11 (Tue.)	SOUTHEASTERN LOUISIANA	ALEX BOX STADIUM	6:30 p.m.
14 (Fri.)	at Tennessee	Knoxville, Tenn.	6 p.m.
15 (Sat.)	at Tennessee	Knoxville, Tenn.	3 p.m.
16 (Sun.)	at Tennessee	Knoxville, Tenn.	1 p.m.
19 (Wed.)	TULANE	ALEX BOX STADIUM	6:30 p.m.
21 (Fri.)	ARKANSAS (Cox Sports TV)	ALEX BOX STADIUM	7 p.m.
22 (Sat.)	ARKANSAS	ALEX BOX STADIUM	3 p.m.
23 (Sun.)	ARKANSAS (Cox Sports TV)	ALEX BOX STADIUM	1 p.m.
25 (Tue.)	NORTHWESTERN STATE	ALEX BOX STADIUM	6:30 p.m.
26 (Wed.)	NEW ORLEANS	ALEX BOX STADIUM	6:30 p.m.
28 (Fri.)	at Florida	Gainesville, Fla.	5:30 p.m.
29 (Sat.)	at Florida	Gainesville, Fla.	3 p.m.
30 (Sun.)	at Florida	Gainesville, Fla.	Noon

April

1 (Tue.)	at Southern	Baton Rouge, La.	6 p.m.
2 (Wed.)	CENTENARY	ALEX BOX STADIUM	6:30 p.m.
4 (Fri.)	ALABAMA	ALEX BOX STADIUM	7 p.m.
5 (Sat.)	ALABAMA	ALEX BOX STADIUM	2 p.m.
6 (Sun.)	ALABAMA (Cox Sports TV)	ALEX BOX STADIUM	1 p.m.
9 (Wed.)	at Southern Mississippi	Hattiesburg, Miss.	6:30 p.m.
11 (Fri.)	at Ole Miss	Oxford, Miss.	6:30 p.m.
12 (Sat.)	at Ole Miss	Oxford, Miss.	4 p.m.
13 (Sun.)	at Ole Miss	Oxford, Miss.	1:30 p.m.
15 (Tue.)	NICHOLLS STATE	ALEX BOX STADIUM	6:30 p.m.
16 (Wed.)	at New Orleans	New Orleans, La.	6:30 p.m.
18 (Fri.)	GEORGIA	ALEX BOX STADIUM	7 p.m.
19 (Sat.)	GEORGIA	ALEX BOX STADIUM	3 p.m.
20 (Sun.)	GEORGIA	ALEX BOX STADIUM	Noon
22 (Tue.)	at Tulane	New Orleans, La.	6 p.m.
23 (Wed.)	McNEESE STATE (Cox Sports TV)	ALEX BOX STADIUM	6:30 p.m.
25 (Fri.)	SOUTH CAROLINA	ALEX BOX STADIUM	7 p.m.
26 (Sat.)	SOUTH CAROLINA	ALEX BOX STADIUM	3 p.m.
27 (Sun.)	SOUTH CAROLINA	ALEX BOX STADIUM	1 p.m.
29 (Tue.)	LOUISIANA-LAFAYETTE (Cox Sports TV)	ALEX BOX STADIUM	6:30 p.m.

May

2 (Fri.)	at Kentucky	Lexington, Ky.	5:30 p.m.
3 (Sat.)	at Kentucky	Lexington, Ky.	1 p.m.
4 (Sun.)	at Kentucky	Lexington, Ky.	Noon
9 (Fri.)	MISSISSIPPI STATE (Cox Sports TV)	ALEX BOX STADIUM	7 p.m.
10 (Sat.)	MISSISSIPPI STATE (Fox Sports Net)	ALEX BOX STADIUM	3 p.m.
11 (Sun.)	MISSISSIPPI STATE	ALEX BOX STADIUM	1 p.m.
13 (Tue.)	vs. New Orleans (Wally Pontiff Jr. Classic)	Metairie, La. (Zephyr Field)	6:30 p.m.
15 (Thu.)	at Auburn	Auburn, Ala.	6 p.m.
16 (Fri.)	at Auburn	Auburn, Ala.	6 p.m.
17 (Sat.)	at Auburn	Auburn, Ala.	2 p.m.
21-25	SEC Tournament	Hoover, Ala.	
30-June 1/2	NCAA Regional Tournament	Site TBA	

June

6-8/7-9	NCAA Super Regional Series	Site TBA
14-24/25	College World Series	Omaha, Neb.

All times are Central and subject to change

Road Headquarters

Tennessee

March 13-16
Hilton Knoxville Airport
2001 Alcoa Highway
Knoxville, TN 37701
865.970.4300

Florida

March 27-30
Springhill Suites
4155 SW 40th Blvd.
Gainesville, FL 32608
352.376.8873

Ole Miss

April 10-13
Holiday Inn Express
112 Heritage Drive
Oxford, MS 38655
662.236.2500

Kentucky

May 1-4
Crowne Plaza Lexington
1375 South Broadway
Lexington, KY 40504
859.255.4281

Auburn

May 14-17
Hilton Garden Inn
2555 Hilton Garden Drive
Auburn, AL 36830
334.502.3500

SEC Tournament

May 20-25
Wynfrey Hotel
1000 Riverchase Galleria
Birmingham, AL 35244
205.987.1600



Rosenblatt Stadium - Omaha, Neb.

2008 LSU Baseball Numerical Roster

NO.	NAME	POS.	B-T	HT.	WT.	CL.	EXP.	HOMETOWN (HIGH SCHOOL/PREVIOUS SCHOOL)
2	Buzzy Haydel	INF	R-R	5-10	190	Jr.	2L	Gonzales, La. (East Ascension HS)
3	Jared Mitchell	OF	L-L	6-0	192	So.	IL	New Iberia, La. (Westgate HS)
4	Chad Jones	OF	L-L	6-3	222	Fr.	HS	Baton Rouge, La. (Southern Lab HS)
5	Derek Heleni	INF	R-R	6-0	172	Jr.	JC	Livermore, Calif. (Granada HS/Ohlone College)
6	Leon Landry	OF	L-R	5-11	195	Fr.	HS	Baton Rouge, La. (Baker HS)
7	Michael Hollander	INF	R-R	5-8	178	Sr.	3L	Mandeville, La. (Jesuit HS)
8	Rene Escobar	INF	R-R	5-11	182	Jr.	JC	Nuevo, Calif. (Perris HS/Riverside CC)
9	Matt Clark	INF	L-R	6-5	235	Jr.	JC	Fontana, Calif. (Etiwanda HS/Riverside CC)
10	Ryan Byrd	P	R-L	6-0	170	Jr.	2L	Denham Springs, La. (Denham Springs HS)
11	Ryan Verdugo	P	L-L	6-1	200	Jr.	JC	Lake Stevens, Wash. (Lake Stevens HS/Skagit College)
12	Austin Ross	P	L-R	6-2	189	Fr.	HS	Shreveport, La. (Captain Shreve HS)
13	Jordan Brown	P	R-R	6-0	192	Jr.	JC	Luling, La. (Hahnville HS/Meridian CC)
14	Sean Ochinko	C	R-R	5-11	205	So.	IL	Parkland, Fla. (Douglas HS)
16	Ryan Schimpf	OF	L-R	5-8	180	So.	IL	Covington, La. (St. Paul's HS)
17	DJ LeMahieu	INF	R-R	6-4	196	Fr.	HS	Bloomfield Hills, Mich. (Brother Rice HS)
18	Nicholas Pontiff	OF	R-R	5-9	176	Jr.	2L	Metairie, La. (Jesuit HS)
20	Jason Lewis	C	R-R	5-10	210	Sr.	IL	Crawfordville, Fla. (N. Fla. Christian HS/Chipola JC)
21	Johnny Dishon	OF	R-R	5-11	181	Fr.	HS	Beaumont, Texas (Bridge City HS)
24	Daniel Bradshaw	P	R-R	6-1	201	Fr.	HS	West Monroe, La. (Ouachita Christian HS)
25	Kyle Beerbohm	P	L-L	6-3	203	Sr.	IL	Terrytown, La. (Shaw HS/Delgado CC)
27	Jared Bradford	P	R-R	6-1	177	Sr.	IL	Hueytown, Ala. (Hueytown HS/Shelton State CC)
28	Taylor Davis	INF	R-R	6-3	245	Jr.	JC	Conroe, Texas (The Woodlands HS/Panola College)
29	Louis Coleman	P	S-R	6-3	190	Jr.	2L	Schlater, Miss. (Pillow Academy)
30	Anthony Ranaudo	P	R-R	6-7	227	Fr.	HS	Jackson, N.J. (St. Rose HS)
32	Chris McGhee	INF	R-R	5-8	163	Jr.	2L	Alexandria, La. (Alexandria HS)
33	Micah Gibbs	C	S-R	5-11	223	Fr.	HS	Pflugerville, Texas (Pflugerville HS)
34	Blake Dean	OF	L-L	6-0	193	So.	IL	Crestview, Fla. (Crestview HS)
35	Matt Gaudet	INF	R-R	6-2	210	Jr.	JC	Metairie, La. (Rummel HS/Delgado CC)
37	Blake Martin	P	L-L	6-2	193	Jr.	RS	Boaz, Ala. (Boaz HS/Birmingham-Southern)
38	Jordan Nicholson	P	R-R	6-1	167	Fr.	HS	Ruston, La. (Ruston HS)
39	Nolan Cain	P	R-R	6-2	248	Jr.	2L	Cantonment, Fla. (Tate HS)
41	Shane Ardoin	P	L-L	6-0	165	So.	IL	Ville Platte, La. (Sacred Heart HS)
44	Paul Bertuccini	P	R-R	5-11	185	So.	IL	Metairie, La. (Rummel HS)
45	Taylor Martin	P	R-R	6-4	219	Fr.	HS	Baton Rouge, La. (St. Michael HS)
46	Cody Reine	OF	L-R	5-11	217	Fr.	HS	Walker, La. (Walker HS)
47	Ben Alsup	P	R-R	6-3	163	Fr.	HS	Ruston, La. (Ruston HS)
49	Stuart Peterson	C	R-R	5-11	165	Fr.	HS	DeRidder, La. (DeRidder HS)
53	Kevin Farnsworth	C	R-R	6-1	192	So.	IL	Baton Rouge, La. (Woodlawn HS)

Coaching Staff

- 1 Paul Mainieri, Head Coach (Florida International, 1980 -- second season at LSU)
- 26 Terry Rooney, Associate Head Coach (Radford, 1996 - second season at LSU)
- 23 Cliff Godwin, Asst. Coach (East Carolina, 2000 -- second season at LSU)
- 43 Javi Sanchez, Asst. Coach (Notre Dame, 2004 - first season at LSU)

Pronunciation Guide

Shane Ardoin	AR-dwan
Kyle Beerbohm	BEER-bom
Paul Bertuccini	BERT-uh-SEE-nee
Johnny Dishon	duh-SHAWN
Matt Gaudet	GO-day
Buzzy Haydel	HIGH-dell
Derek Heleni	HELL-uh-NEE-hee
DJ LeMahieu	Luh-MAY-hugh
Paul Mainieri	muh-NAIR-ee
Sean Ochinko	OH-chink-oh
Anthony Ranaudo	ruh-NAH-doh
Cody Reine	WREN



INTRO

THIS IS LSU

PREVIEW

TIGERS

COACHES

REVIEW

HISTORY

RECORDS

LSU

University Facts

Location:	Baton Rouge, La. (State Capital)
Founded:	1860
Enrollment:	29,317
Nickname:	Fighting Tigers
Colors:	Purple (PMS 267) and Gold (PMS 123)
Mascot:	Mike VI (Live Bengal Tiger)
Stadium:	Alex Box Stadium
Year Opened:	1938
Capacity:	7,760
Dimensions:	LF—330; LC—365; CF—405; RC—365; RF—330
Playing Surface:	Natural Grass
Conference:	Southeastern (Western Division)
LSU System President:	Dr. John LombardiColumbia, 1964
Chancellor:	Sean O'KeefeLoyola, 1977
Faculty Athletics Representative:	Dydia DeLyserSyracuse, 1998

Athletics Administration

Athletics Department	Phone225.578.8001
Athletics Director:	Skip BertmanMiami (Fla.), 1961
Sr. Associate AD/SWA:	Judy SouthardCoker, 1970
Sr. Associate AD/Operations:	Verge AusberryLSU, 1990
Sr. Associate AD/External Affairs:	Herb VincentLSU, 1983
Sr. Associate AD/Business:	Mark EwingLSU, 1978
Associate AD/Internal Relations:	Bo BahnsenLSU, 1982
Associate AD/Compliance:	Bo KerinTennessee, 1996
Associate AD/Student Services:	Miriam SegarLSU, 1994
Associate AD/Operations:	Eddie NunezFlorida, 1998
Associate AD/Facility Services:	Ronnie HaliburtonLSU, 1990

Sports Information

Phone/Fax	225.578.8226225.578.1861 (Fax)
Web Site/E-Mail	www.LSUsports.netwfranqu@lsu.edu
Baseball Contact:	Bill FranquesLSU, 1985
Associate AD/SID:	Michael BonnetteLSU, 1993
Sr. Associate SID:	Kent LoweLSU-Shreveport, 1979
Associate SID:	Melissa FoleyLSU, 1997
Associate SID:	Brian MillerNortheastern, 1988
Publications Director:	Jason FeirmanLSU, 2000
Graphic Design Coordinator:	Krystal BennettLSU, 2006
Photographer:	Steve FranzLSU, 1993
Graduate Assistant:	Will StaffordLSU, 2006
Administrative Secretary:	Pat Fredericks

Electronic Media

Phone - TV/Radio	225.578.1797 (TV)225.578.1882 (Radio)
Director of Television:	Kevin WagnerLSU, 1980
Asst. Director of Television:	John SchiebeOklahoma State, 1986
Television Producer	David LandryLSU, 1990
Director of Radio Broadcasting:	Jim HawthorneNorthwestern St., 1967
LSUsports.net Interactive Mgr.:	Todd PolitzLSU, 1999

Ticket Office

Phone/Toll-Free	225.578.21841-800-960-8587
Fax/E-mail	225.578.3344tickets@etigers.net

Baseball Facts

Baseball Office:	225.578.4148225.578.4066 (Fax)
Press Box:	225.578.4149
E-Mail:	vroberrt@lsu.edu
Head Coach:	Paul Mainieri
Alma Mater:	Florida International, 1980
LSU Record:	29-26-1 (.527, one season)
Career Record:	893-518-5 (.632, 25 seasons)

LSU All-Time W-L-T Record:

2057-1379-22 (.598 - since 1893)

NCAA Championships:	5 (1991, 1993, 1996, 1997, 2000)
College World Series Appearances:	13 (1986, '87, '89, '90, '91, '93, '94, '96, '97, '98, 2000, '03, '04)
College World Series Record:	29-17 (.630)
NCAA Tournament Record:	106-41 (.721)
NCAA Regional Titles:	16 (1986, '87, '89, '90, '91, '93, '94, '96, '97, '98, '99, 2000, '01, '02, '03, '04)
NCAA Regional Appearances:	21 (1975, '85, '86, '87, '89, '90, '91, '92, '93, '94, '95, '96, '97, '98, '99, 2000, '01, '02, '03, '04, '05)
NCAA Regional Record:	70-17 (.805)
NCAA Super Regional Titles:	3 (2000, '03, '04)
NCAA Super Regional Appearances:	6 (1999, 2000, '01, '02, '03, '04)
NCAA Super Regional Record:	7-7 (.500)
SEC Championships:	13 (1939, '43, '46, '61, '75, '86, '90, '91, '92, '93, '96, '97, 2003)
SEC Western Division Championships:	13 (1961, '75, '85, '92, '93, '94, '96, '97, '98, 2000, '01, '03, '05)
SEC Record:	779-654-4 (.543)
SEC Tournament Championships:	6 (1986, '90, '92, '93, '94, 2000)
SEC Tournament Record:	50-34 (.595)
2007 Record/SEC Record (finish)	29-26-1/12-17-1 (fifth in West, 10th overall)
2007 Post-Season:	none
Final Ranking:	unranked
Lettermen Returning/Lost:	17/16
Position Starters Returning/Lost:	10/7
Pitchers Returning/Lost:	7/8

Coaching Staff

POSITION	NAME	ALMA MATER	YEAR AT LSU
Head Coach	Paul Mainieri	Florida International, 1980	2nd
Associate Head Coach	Terry Rooney	Radford, 1996	2nd
Assistant Coach	Cliff Godwin	East Carolina, 2000	2nd
Volunteer Coach	Javi Sanchez	Notre Dame, 2004	1st

Support Staff

Academic Counselor	Becca Hubbard
Trainer	Beau Lowery
Student Trainer	Jeremy Angle
Strength Coach	Jeremy Phillips
Secretary	Virginia Robertson
Student Secretaries	Allison Norris, Bethany Hawkins
Equipment Managers	Matthew Montgomery, Jonathon Moore, Ryan Latuso



Warren Morris' 9th-inning homer defeated Miami to win the 1996 College World Series. LSU has made 13 CWS appearances in the past 22 years, winning NCAA titles in 1991, 1993, 1996, 1997 and 2000.



The 2008 LSU Baseball Media Guide is a source of information for the news media. Additional information is available upon request from the LSU Sports Information Office. News releases, photographs and video footage will be made available to accredited members of the news media.

The LSU Sports Information Office is located on the fifth floor of the LSU Athletic Administration Building.

Mailing Address

LSU Sports Information
P.O. Box 25095
Baton Rouge, LA 70894-5095

Overnight Mail Address

Room 501, LSU Athletics Admin. Bldg.
N. Stadium Dr. at Nicholson Dr.
Baton Rouge, LA 70894-5095

Phone Directory

Press Box: 225-578-4149
Sports Information: 225-578-8226
Sports Information Fax: 225-578-1861
Baseball Office: 225-578-4148
Baseball Office Fax: 225-578-4066

Baseball Contact E-mail Address

wfranqu@lsu.edu

Credentials

All media attending LSU baseball home games must present a media pass for admission to Alex Box Stadium. Credentials for home games are issued for working media only and should be requested as early as possible.

- Requests for credentials should be made in advance by e-mail and directed to Associate SID Bill Franques.
- Requests will be screened to insure a working press box.
- Requests are honored from sports editors of daily and weekly newspapers, editors of sports periodicals, and sports directors of radio and television stations who broadcast regularly-scheduled daily sports reports and talk shows.
- Credentials not mailed may be picked up beginning 90 minutes prior to game time at the Will Call window in front of Alex Box Stadium.
- LSU reserves the right to refuse any credential request deemed not to be in the best interest of the university. Any requests placed less than 24 hours prior to the game may not be honored.

Press Box Services

A complete NCAA box score and pertinent game facts will be

distributed to members of the working media.

- Press packets are provided 60 minutes prior to the first pitch, or earlier upon request. Press packets include a scorecard and team rosters, updated statistics for each team, conference statistics and game notes.
- A meal ticket, redeemable for refreshments from the concessions stand, will be issued to each media member during the game.

Wireless Internet

Please contact Associate SID Bill Franques in order to obtain login information for LSU's wireless internet services.

Parking

Reserved media parking is located in Lot K on Skip Bertman Drive adjacent to the third base side of Alex Box Stadium. There is also ample unreserved parking within easy walking distance of the stadium. Because of limited space, requests for parking passes should be made with credential requests. It should not be assumed that parking passes will be provided with all media credentials.

Phones/Fax Machine

There are three phones available in the press box on a first-come, first-served basis. Fax service is also available upon request.

Radio/Television

Radio and television space for broadcasting baseball games is located in the press box. LSU provides courtesy lines for radio stations wishing to broadcast a game from Alex Box Stadium.

www.LSUsports.net/media http://media.lsusports.net

Since 1997, the LSU Athletics Department has offered the most up-to-date and accurate information to its media outlets through the Internet. As online technology has become the one of the most widely accepted and utilized media by those who cover LSU Athletics for various outlets, the goal of LSUsports.net's Media Center is to give these outlets more efficient means of communicating with the department. Media can now access images for all LSU athletic teams, including action shots, heads shots, logos, etc. To gain access to the high-resolution pictures, e-mail LSU Baseball SID Bill Franques (wfranqu@lsu.edu). You will be assigned a login ID and password that will enable you to retrieve pictures. This service is for the media use only. Resale of these pictures is strictly prohibited.

Head Coach Paul Mainieri

Coach Mainieri is usually available for interviews on weekdays prior to practice sessions. Please coordinate all requests for interviews with Coach Mainieri through the Sports Information Office. Appointments and interviews may be arranged through Bill Franques at wfranqu@lsu.edu or (225) 578-2527. Coach Mainieri will meet with reporters approximately 10 minutes after games in the LSU dugout.

Practice/Interviews

Media members are invited to attend LSU baseball practice sessions. Players and coaches are usually available for interviews before each practice in Alex Box Stadium. Contact Bill Franques at wfranqu@lsu.edu or 225.578.2527 for practice times. Post-game player interviews are conducted in front of the LSU dugout at the conclusion of a brief team meeting on the field. The LSU locker room is closed to the media.

LSUsports.net

INTRO

THIS IS LSU

PREVIEW

TIGERS

COACHES

REVIEW

HISTORY

RECORDS

LSU

INTRO

THIS IS LSU

PREVIEW

TIGERS

COACHES

REVIEW

HISTORY

RECORDS

LSU

Print

Associated Press

SPORTS EDITOR: Brett Martel
PHONE: (504) 523-3931
E-MAIL: nrle@ap.org

The Advocate

EXEC. SPORTS EDITOR: Butch Muir
ASST. SPORTS EDITOR: Matt Randolph
BEAT WRITER: Carl Dubois
PHONE: (225) 383-1111
E-MAIL: sports@theadvocate.com;
cdubois@theadvocate.com

Times-Picayune

SPORTS EDITOR: Doug Tatum
SPORTS EDITOR: Peter Finney (columnist)
BEAT WRITER: Jim Kleinpeter
PHONE: (504) 826-3405
E-MAIL: sports@timespicayune.com
KLEINPETER PHONE: (225) 769-9291

The Shreveport Times

SPORTS EDITOR: Scott Ferrell
PHONE: (318) 459-3300
E-MAIL: sports@shreveporttimes.com

Lake Charles American Press

SPORTS EDITOR: Scooter Hobbs
PHONE: (337) 494-4069
E-MAIL: sports@americanpress.com

Alexandria Daily Town Talk

SPORTS EDITOR: Randy Benson
PHONE: (318) 487-6351
E-MAIL: sports@thetowntalk.com

Monroe News-Star

SPORTS EDITOR: Paul Letlow
PHONE: (318) 362-0267
E-MAIL: sports@thenewsstar.com

Gannett News Louisiana

BEAT WRITER: Glenn Guilbeau
PHONE: (225) 346-0921
CELL: (225) 907-8701
E-MAIL: gguilbeau@gannett.com

Lafayette Daily Advertiser

SPORTS EDITOR: Bob Heist
PHONE: (337) 289-6303
E-MAIL: sports@theadvertiser.com

Opelousas Daily World

SPORTS EDITOR: Eric Narcisse
PHONE: (337) 942-4971
E-MAIL: enarcisse@dailyworld.com

Ruston Daily Leader

SPORTS EDITOR: O.K.. "Buddy" Davis
PHONE: (318) 255-4353
E-MAIL: odavis@aol.com

LSU Daily Reveille

BEAT WRITER: Tyler Batiste
PHONE: (225) 578-8676
E-MAIL: sports@reveille.stumedia.lsu.edu;
tylerbatiste@gmail.com

Television

WAFB-TV (CBS Affiliate -- Channel 9)

SPORTS DIRECTOR: Steve Schneider
REPORTER: Jacques Doucet
PHONE: (225) 215-4826
E-MAIL: sports@wafb.com

WBRZ-TV (ABC Affiliate -- Channel 2)

SPORTS DIRECTOR: Michael Cauble
REPORTERS: Brian Davies, Chad Sabadie
PHONE: (225) 336-2361
E-MAIL: sports@wbrz.com

WVLA-TV (NBC Affiliate -- Channel 33)

SPORTS DIRECTOR: Cole Wright
SPORTS REPORTER: Chris Mycoskie
PHONE: (225) 766-3233
E-MAIL: cole.wright@nbc33tv.com;
chris.mycoskie@nbc33tv.com

WWL-TV (CBS Affiliate -- Channel 4)

SPORTS DIRECTOR: Jim Henderson
REPORTERS: Juan Kincaid, Scott Cody
PHONE: (504) 529-6291
E-MAIL: jkincaid@wwltv.com

WDSU-TV (NBC Affiliate -- Channel 6)

SPORTS DIRECTOR: Fletcher Mackle
REPORTER: Keli Fulton
PHONE: (504) 679-0657
E-MAIL: fmackle@wdsu.com

WGNO-TV (ABC Affiliate-Channel 26)

SPORTS DIRECTOR: Ed Daniels
PHONE: (504) 619-6328
E-MAIL: edaniels@tribune.com

WVUE-TV (FOX Affiliate - Channel 8)

SPORTS DIRECTOR: Eric Richey
REPORTER: Rob Ennis
PHONE: (504) 483-1528
E-MAIL: erichey@wvue.emmis.com

Tiger Television

Hodges Hall, LSU
Baton Rouge, LA 70894
Phone: (225) 578-8687
Fax: (225) 578-1698
Web Site: www.tigertv.tv

Radio

WDGL/WTGE (FM98.1/107.3)

(LSU Radio Network Flagship)
SPORTS DIRECTOR: Charles Hanagriff
PHONE: (225) 388-9898

LOUISIANA NETWORK

SPORTS: Jeff Palermo
PHONE: (225) 291-2727

WWL-NEW ORLEANS (AM 870)

SPORTS TALK: Bobby Hebert, Kenny Wilkerson,
Deke Bellavia
PHONE: (504) 593-6376

KLSU (FM 91.1)

Hodges Hall, LSU
Baton Rouge, LA 70894
Phone: (225) 578-5911
Fax: (225) 578-1698
Web Site: www.klsu.fm

Specialty Media

Tiger Rag

EDITOR/BEAT: Matt Deville
PHONE: (225) 383-5271
E-MAIL: matt@tigerrag.com



Paul Mainieri addresses the media at his introductory press conference on June 28, 2006.



A PROGRAM OF **EXCELLENCE**

Paul Mainieri begins his second season in 2008 as the head coach of the LSU Fighting Tigers. Mainieri, who directed Notre Dame to 533 wins and nine NCAA Tournament appearances in 12 seasons (1995-2006), was introduced on June 28, 2006 as LSU's 25th baseball coach by athletics director Skip Bertman. Mainieri -- a 1976 LSU baseball letterman -- established an unparalleled standard of excellence during his tenure at Notre Dame, leading his teams to 11 40-win seasons, nine conference titles and a berth in the 2002 College World Series, marking the school's first CWS trip since 1957. His Irish teams combined for the nation's fourth-best winning percentage from 2000-06 (.728; 324-120-3), trailing only Rice (.752), Oral Roberts (.737) and Florida State (.734). Mainieri has accepted the challenge of returning LSU to the pinnacle position in college baseball. He and his staff have taken an important first step toward that goal by signing the nation's No. 1 recruiting class for the 2008 season.

PROLIFIC PLAYERS



Albert Belle
Major League All-Star



Ben McDonald
1989 National Player of the Year



Lloyd Peever
1992 National Player of the Year



Todd Walker
1993 & 1994 First Team
All-American



Russ Johnson
1994 SEC Player of the Year



Brett Laxton
1993 National Freshman of the Year



Eddy Furniss
1998 National Player of the Year



Mike Fontenot
2000 National Freshman
of the Year



Aaron Hill
2003 SEC Player of the Year



Jon Zeringue
2004 SEC Player of the Year

LSU Year-by-Year Team Statistics (since 1984)

Batting

YEAR	(W-L-T)	G	AB	R	H	2B	3B	HR	RBI	SB-ATT	SLG	OBP	AVG
1984	(32-23-0)	55	1606	309	443	76	20	51	263	92-139	.443	NA	.276
1985	(41-18-0)	59	1883	412	557	102	17	63	343	108-145	.468	NA	.296
1986	(55-14-0)	69	2272	542	696	135	27	83	455	153-188	.499	NA	.306
1987	(49-19-0)	68	2178	509	619	104	18	76	434	156-208	.453	.425	.284
1988	(39-21-0)	60	1823	390	490	92	19	41	331	69-104	.408	.443	.269
1989	(55-17-0)	72	2424	566	723	144	26	62	494	113-142	.456	.461	.298
1990	(54-19-0)	73	2480	587	807	156	27	63	515	95-135	.486	.470	.325
1991	(55-18-0)	73	2366	547	488	138	18	85	488	84-123	.478	.446	.297
1992	(50-16-0)	66	2261	509	681	132	17	67	438	125-159	.464	.447	.301
1993	(53-17-1)	71	2385	603	737	152	37	85	527	122-151	.511	.414	.309
1994	(46-20-0)	66	2273	504	659	124	15	87	439	116-142	.473	.394	.290
1995	(47-18-0)	65	2259	506	680	146	21	81	458	95-128	.492	.397	.301
1996	(52-15-0)	67	2384	648	759	143	18	131	585	99-120	.558	.419	.318
1997	(57-13-0)	70	2509	673	791	146	11	188	632	71-99	.607	.412	.315
1998	(48-19-0)	67	2314	583	692	132	12	157	542	64-85	.570	.409	.299
1999	(41-24-1)	66	2317	556	699	122	14	104	502	77-101	.501	.406	.302
2000	(52-17-0)	69	2542	652	864	194	16	96	598	73-94	.542	.432	.340
2001	(44-22-1)	67	2372	574	754	137	10	98	514	90-115	.508	.417	.318
2002	(44-22)	66	2333	441	705	123	20	65	410	71-90	.456	.378	.302
2003	(45-22-1)	68	2461	524	777	147	19	85	477	59-78	.495	.386	.316
2004	(46-19)	65	2376	515	791	144	15	79	472	44-57	.506	.400	.333
2005	(40-22)	62	2223	437	660	133	14	80	397	37-49	.477	.379	.297
2006	(35-24)	59	1966	342	564	107	18	61	307	40-55	.453	.368	.287
2007	(29-26-1)	56	1844	278	472	81	13	40	250	63-93	.379	.331	.256

AMAZING ACCOLADES

United States Olympic Head Coach

Skip Bertman - 1996 Bronze Medal Team

United States Olympic Medalists

RHP Kurt Ainsworth - 2000 Gold Medal

2B Warren Morris - 1996 Bronze Medal

SS Jason Williams - 1996 Bronze Medal

RHP Ben McDonald - 1988 Gold Medal

National Coach of the Year

Skip Bertman - 1986, 1991, 1993, 1996, 1997, 2000

Bertman was inducted into the College Baseball Hall of Fame in 2006.

National Player of the Year

RHP Ben McDonald - 1989; RHP Lloyd Peever - 1992;

IB Eddy Furniss - 1998

National Freshman of the Year

2B Todd Walker - 1992; RHP Brett Laxton - 1993

2B Mike Fontenot - 2000; LHP Lane Mestepey - 2001

Southeastern Conference Player of the Year

2B Todd Walker - 1993; SS Russ Johnson - 1994

IB Eddy Furniss - 1996; SS Aaron Hill - 2003

OF Jon Zeringue - 2004

16 First-Team All-Americans in the Past 20 Seasons

Outfielder Ryan Patterson received 2005 First-Team All-America recognition from *USA Today/Sports Weekly*.

55 Major League Players

LSU has produced 41 big-leaguers since 1985, including MLB All-Stars

Albert Belle and Paul Byrd.



LSU celebrates its 1996 CWS title.

LSU Year-by-Year Team Statistics (since 1984)

Pitching

YEAR	(W-L-T)	G	IP	CG	SHO	SV	H	R	ER	BB	SO	OBA	ERA
1984	(32-23-0)	55	433.0	12	3	10	439	272	199	206	359	.259	4.13
1985	(41-18-0)	59	484.2	10	3	9	452	273	221	245	442	.247	4.11
1986	(55-14-0)	69	579.0	10	5	17	511	303	245	291	541	.236	3.81
1987	(49-19-0)	68	577.1	13	8	14	502	266	197	223	552	.235	3.07
1988	(39-21-0)	60	497.2	20	1	11	437	262	199	292	519	.236	3.60
1989	(55-17-0)	72	629.0	10	5	20	546	326	254	278	655	.231	3.63
1990	(54-19-0)	73	630.1	13	5	12	631	324	264	249	555	.258	3.77
1991	(55-18-0)	73	621.0	5	6	19	613	330	253	259	626	.255	3.67
1992	(50-16-0)	66	574.2	9	3	12	508	261	222	185	518	.238	3.48
1993	(53-17-1)	71	620.0	15	7	7	586	318	257	246	511	.249	3.73
1994	(46-20-0)	66	589.2	6	1	13	567	356	295	274	520	.253	4.50
1995	(47-18-0)	65	579.0	9	4	10	517	323	261	245	623	.239	4.06
1996	(52-15-0)	67	601.0	8	10	13	549	283	226	233	635	.241	3.38
1997	(57-13-0)	70	621.0	7	3	13	653	380	319	206	682	.266	4.62
1998	(48-19-0)	67	588.1	5	4	14	613	365	287	232	646	.265	4.39
1999	(41-24-1)	66	580.0	8	2	12	651	402	329	212	591	.281	5.11
2000	(52-17-0)	69	619.2	4	6	16	661	375	305	241	574	.272	4.43
2001	(44-22-1)	67	595.2	6	2	12	640	388	314	279	446	.274	4.74
2002	(44-22)	66	589.2	14	5	7	621	309	224	179	472	.271	3.42
2003	(45-22-1)	68	602.2	7	3	12	614	330	283	194	515	.264	4.23
2004	(46-19)	65	581.1	8	4	7	624	293	237	163	401	.274	3.67
2005	(40-22)	62	557.0	8	3	14	566	296	239	176	428	.264	3.86
2006	(35-24)	59	521.2	2	4	13	581	334	292	208	426	.282	5.04
2007	(29-26-1)	56	492.2	2	0	15	583	330	279	169	421	.294	5.10

INTRO

THIS IS LSU

PREVIEW

TIGERS

COACHES

REVIEW

HISTORY

RECORDS

LSU

Paul Mainieri was introduced by Athletics Director Skip Bertman as LSU's baseball coach on June 28, 2006.

FIVE

NCAA Championships won by the LSU Tigers

1991, 1993, 1996, 1997, 2000

LSU is one of only four schools to win five national titles in the 61-year history of the CWS.

The other schools are Southern California (12 titles), Texas (6) and Arizona State (5).

LSU has claimed its five CWS titles in the past 17 years. Southern Cal has one national title in the past 29 years; Texas has won three CWS titles in the past 25 seasons; and Arizona State's last national championship came in 1981.

13

Southeastern Conference championships claimed by LSU, including an unprecedented four in a row from 1990-93



LSU Coach Paul Mainieri

LSU second-year coach Paul Mainieri, a Miami, Fla. native, has 893 career victories, as he directed the baseball programs at St. Thomas University (1983-88), Air Force (1989-94) and Notre Dame (1995-2006) prior to arriving at LSU in June 2006. Mainieri's overall head coaching record is 893-518-5 (.632) in 25 collegiate seasons.

Mainieri led Notre Dame to the College World Series in 2002, and he guided the Irish to an NCAA Regional in eight straight seasons (1999-2006), making the Irish one of only 10 teams to appear in every NCAA Tournament during that time span.

Notre Dame also joined six other schools (LSU, Miami, Rice, South Carolina, Stanford and Texas) as the only programs to reach an NCAA Regional final every season from 2000-05.

Fifty of Mainieri's Notre Dame players were drafted or signed free-agent contracts, and 18 were selected in the first 10 rounds of the Major League draft. His Irish players also combined for 14 All-America and 10 Academic All-America seasons.

Mainieri's Notre Dame teams combined for a 100 percent graduation rate (71 of 71) among players who completed their eligibility. Twelve players who signed professionally after their junior year returned to Notre Dame to complete their degree requirements.

Notre Dame was the only Division I baseball program to produce Academic All-Americans each year from 2000-04, with two honored every season from 2000-03.

The Skip Bertman Era (1984-2001)

Skip Bertman is LSU's all-time winningest coach, as he compiled an 870-330-3 (.724) record in 18 seasons (1984-2001). Bertman, the National Coach of the Year in 1986, 1991, 1993, 1996, 1997 and 2000, and the 1996 United States Olympic head coach, guided the Tigers to five national championships (1991, 1993, 1996, 1997, 2000) and 11 College World Series appearances (1986, '87, '89, '90, '91, '93, '94, '96, '97, '98, '00). In a poll released by *Baseball America* in January, 1999, Bertman was voted the second-greatest college baseball coach of the 20th century, trailing only Rod Dedeaux of Southern California. Under Bertman, LSU finished no worse than seventh in the national polls in 12 of his final 16 seasons.

Bertman was a member of the inaugural class of the College Baseball Hall of Fame that was inducted in July 2006. He is one of only three coaches to have won five College World Series titles in the 60-year history of the event. Southern Cal's Dedeaux won 10 CWS crowns from 1958-78, and Augie Garrido has captured five championships with two schools (Cal State Fullerton, 1979, '84, '95; Texas, 2002, '05). Bertman has the fourth-highest CWS winning percentage (29-13, .690), and the sixth-highest total of CWS victories (29).

National Championship History

Skip Bertman directed LSU to its fifth national title in 2000, as the Tigers recorded a 52-17 mark, including a perfect 13-0 post-season record. LSU won the SEC Tournament with four straight wins, and the Tigers raced to a 9-0 mark in the NCAA Tournament. The Tigers captured the national title with a thrilling 6-5 win over Stanford in the CWS championship game, as LSU scored four runs in the last two innings to overcome a 5-2 deficit. Catcher Brad Cresse's RBI single in the bottom of the ninth inning drove home shortstop Ryan Theriot with the winning run.

LSU's road to the 2000 NCAA crown was arguably the most difficult in CWS history, as the Tigers had to defeat perennial powers Texas (28 CWS appearances), Southern California (20), Florida State (18) and Stanford (12) in order to claim the national championship.

The 2000 squad was Bertman's most productive offensive team, setting a school record for team batting average with a .340 mark. The Tigers also established Southeastern Conference records for hits (864) and doubles (194). For the fifth time, Bertman was voted National Coach of the Year by *Collegiate Baseball* magazine.

LSU claimed its fourth NCAA title in June, 1997, as the Tigers overwhelmed Alabama, 13-6, in the College World Series final. LSU became the first school to win back-to-back national championships since Stanford in 1987-88. The Tigers completed the year with a 57-13 mark, setting the Southeastern Conference record for most single-season victories. The Tigers also established the NCAA record for single-season home runs, as LSU unloaded a remarkable 188 round-trippers en route to the national championship. LSU joined Southern California (six titles in the 1970s) as the only schools to win four CWS crowns in one decade.

LSU claimed its third national championship of the 1990s in 1996 when second baseman Warren Morris belted a two-run homer in the bottom of the ninth inning to lift the Tigers to a thrilling 9-8 College World Series title game win over Miami (Fla.). The '96 Tigers were one of the most prolific offensive teams in Southeastern Conference history, establishing league records for home runs (131), runs scored (648), RBI (549) and total bases (1,331).

In 1993, LSU won its second NCAA title in three years with an 8-0 victory over Wichita State in the CWS final. The 1993 Tigers also captured the Southeastern Conference title, as LSU became the first SEC school to win the league championship in four consecutive seasons (1990-93).

In 1991, LSU captured its first national championship with a record-setting performance at the CWS. The Tigers defeated Wichita State, 6-3, in the title game and established Series marks for home runs, runs per game, slugging percentage and fielding percentage.

College World Series Teams

The Tigers' 13 CWS appearances have come since 1986 -- LSU is one of only 10 schools to have made at least 13 CWS trips since the Series began in 1947. The Tigers have the fourth-highest all-time CWS winning percentage (minimum 20 games) -- LSU has a 29-17 (.630) CWS mark, trailing Southern California (74-26, .740), Minnesota (17-7, .708) and Arizona State (59-34, .634).

LSU has the highest all-time NCAA Tournament winning percentage (.721) with a 106-41 record. Remarkably, LSU has a 28-6 record in championship rounds of NCAA post-season play. The Tigers are 5-0 in CWS finals, 19-2 in NCAA Regional final rounds and 4-4 in NCAA Super Regional final rounds.

LSU made its first-ever CWS appearance in 1986, when the Tigers finished fifth with a 1-2 record. LSU lost its CWS debut, 4-3, to Loyola-Marymount before rebounding with its first Series win, an 8-4 triumph over Maine. The Tigers were then eliminated by defending CWS champion Miami (Fla.), 4-3.

LSU returned to Omaha in 1987, marking the first time a Southeastern Conference team made back-to-back CWS appearances. The Tigers placed fourth in '87 with a 2-2 mark, as LSU was eliminated when Stanford's Paul Carey sent a Ben McDonald pitch over the left-field wall with the bases loaded in the 10th inning to give the Cardinal a 6-5 win.

In 1989, after an incredible two-game sweep of top-ranked Texas A&M -- the Aggies entered the regional final round with a 58-5 record -- in the NCAA Central Regional at College Station, Texas, LSU joined the CWS field, placing in a tie for third with a 2-2 record.

In 1990, the Tigers again emerged from an NCAA regional tournament losers' bracket to earn a CWS berth, as LSU captured the South I Regional at Baton Rouge with two scintillating one-run wins over Southern California. LSU finished in a tie for third at the '90 CWS, recording a 2-2 mark in the summer classic.

LSU claimed its first NCAA championship in 1991 as the Tigers decimated the CWS field, outscoring their opponents 48-15 in four



Skip Bertman (right) accepts the 1997 Louisville Slugger national championship trophy with LSU President Dr. William Jenkins.

games. LSU, which won the SEC regular-season title for the second straight year, became the first team since 1982 to win the national championship without a loss in the NCAA Tournament -- the Tigers won four consecutive games in both the NCAA South Regional and the College World Series. LSU's domination in Omaha was evidenced by the fact that the Tigers set CWS team records for most runs per game (12), highest fielding percentage (.993), highest slugging percentage (.603) and most home runs (nine).

LSU returned to Omaha in 1993 for another national championship crusade as the Tigers posted a 4-1 CWS mark, including an 8-0 victory over Wichita State in the final. Perhaps more memorable than the championship contest was LSU's 6-5 victory over Long Beach State in the CWS semi-finals, as the Tigers scored three runs in the bottom of the ninth inning for the win. LSU, which won the SEC for an unprecedented fourth straight year, advanced to the CWS by capturing the NCAA South Regional championship at Alex Box Stadium, which played host to a regional tournament for the fourth consecutive year.

In 1994, LSU became the first defending national champion to return to the CWS since Stanford accomplished the feat in 1988. The Tigers earned the CWS berth with four straight wins in the NCAA South Regional at Baton Rouge, including a thrilling 12-10 triumph over Southern California in the regional final. However, for the first time in its CWS history, LSU went "two-and-out" in Omaha, as the Tigers dropped consecutive decisions to Florida State and Cal State-Fullerton.

In 1996, the Tigers posted an 8-0 NCAA Tournament record to win the school's third national championship. LSU won four straight in Omaha, defeating Wichita State, Florida (twice), and Miami (Fla.). The championship game versus Miami provided the greatest finish in the history of the CWS as LSU second baseman Warren



Morris launched a two-out, two-run homer in the bottom of the ninth inning to give the Tigers an electrifying 9-8 triumph.

The 1997 Tigers unloaded an NCAA-record 188 homers en route to the national title. The '97 club played host to the NCAA South I Regional, defeating North Carolina-Greensboro and Oklahoma in their first two games before suffering a third-round loss to South Alabama. The Tigers rebounded for a thrilling 14-7, 11-inning triumph over Long Beach State before posting a doubleheader sweep over South Alabama (14-4 and 15-4) to claim the regional crown. For the second straight year, the Tigers went 4-0 in the College World Series, defeating Rice (5-4), Stanford (10-5 and 13-9) and Alabama (13-6). LSU became the first team to win back-to-back national titles without losing a CWS game. The only other teams to win consecutive national championships are Stanford (1987-88), Southern California (1970-71-72-73-74) and Texas (1949-50).

The 1998 LSU squad earned the Tigers' seventh CWS berth of the '90s by capturing the NCAA South II Regional title in Baton Rouge with victories over Nicholls State (18-4), Southwestern Louisiana (15-6) and Cal State-Fullerton (13-11 and 14-3). LSU defeated Southern California (12-10) and Mississippi State (10-8) in its first two CWS games, increasing the Tigers' Series winning streak to 10 games over three years. However, LSU suffered back-to-back losses to Southern Cal (5-4 and 7-3), and the Trojans advanced to the national championship game, where they defeated Arizona State.

LSU earned its 11th CWS trip in 15 seasons in 2000, as the Tigers played host to and won both an NCAA Regional and NCAA Super Regional. The Tigers defeated Jackson State and Louisiana-Monroe (twice) in the regional before sweeping two super regional games from UCLA to claim the ticket to Omaha. LSU then posted four straight victories in the CWS, securing the national title with wins over Texas (13-5), Southern California (10-4), Florida State (6-3) and Stanford (6-5). The Tigers completed the year with a perfect 13-0 post-season mark, as LSU also won four straight games in capturing the SEC Tournament crown.

LSU's 2003 SEC Championship club earned the school's first CWS trip since 2000. The Tigers played host to an NCAA Regional for the 14th straight year, as the Tigers won the tournament with a thrilling 9-8, 11-inning victory over North Carolina-Wilmington in the final game. LSU then entertained Baylor in NCAA Super Regional play, defeating the Bears in two of three games to advance to the CWS.

For just the second time in 12 CWS appearances, LSU failed to win a game in Omaha as the Tigers were defeated by Cal State Fullerton (8-2) and South Carolina (11-10).

The 2004 Tigers advanced to the College World Series, marking LSU's first back-to-back trips since 1996, '97 and '98. The '04 squad posted a 46-19 overall record, LSU's best mark since the 2000 team finished 52-17.

LSU played host in 2004 to an NCAA Regional for the 15th straight season, winning the tournament with consecutive victories over Army, Southern Mississippi and College of Charleston. The Tigers then played host to an NCAA Super Regional for the third time in five years, defeating Texas A&M in a best two-of-three series to earn a berth in the CWS. LSU was eliminated from the CWS in two games, as the Tigers dropped decisions to Miami (Fla.) and South Carolina.

NCAA Regional History

LSU has a 77-24 (.762) mark in NCAA Regional and Super Regional contests. The Tigers have advanced to the NCAA

The 1997 Tigers produced an SEC-record 57 wins en route to the CWS title.

1996, '97, '98, '99, '00, '01, '02, '03, '04, '05, '06, '07, '08, '09, '10, '11, '12, '13, '14, '15, '16, '17, '18, '19, '20, '21, '22, '23, '24, '25, '26, '27, '28, '29, '30, '31, '32, '33, '34, '35, '36, '37, '38, '39, '40, '41, '42, '43, '44, '45, '46, '47, '48, '49, '50, '51, '52, '53, '54, '55, '56, '57, '58, '59, '60, '61, '62, '63, '64, '65, '66, '67, '68, '69, '70, '71, '72, '73, '74, '75, '76, '77, '78, '79, '80, '81, '82, '83, '84, '85, '86, '87, '88, '89, '90, '91, '92, '93, '94, '95, '96, '97, '98, '99, '00, '01, '02, '03, '04, '05, '06, '07, '08, '09, '10, '11, '12, '13, '14, '15, '16, '17, '18, '19, '20, '21, '22, '23, '24, '25, '26, '27, '28, '29, '30, '31, '32, '33, '34, '35, '36, '37, '38, '39, '40, '41, '42, '43, '44, '45, '46, '47, '48, '49, '50, '51, '52, '53, '54, '55, '56, '57, '58, '59, '60, '61, '62, '63, '64, '65, '66, '67, '68, '69, '70, '71, '72, '73, '74, '75, '76, '77, '78, '79, '80, '81, '82, '83, '84, '85, '86, '87, '88, '89, '90, '91, '92, '93, '94, '95, '96, '97, '98, '99, '00, '01, '02, '03, '04, '05, '06, '07, '08, '09, '10, '11, '12, '13, '14, '15, '16, '17, '18, '19, '20, '21, '22, '23, '24, '25, '26, '27, '28, '29, '30, '31, '32, '33, '34, '35, '36, '37, '38, '39, '40, '41, '42, '43, '44, '45, '46, '47, '48, '49, '50, '51, '52, '53, '54, '55, '56, '57, '58, '59, '60, '61, '62, '63, '64, '65, '66, '67, '68, '69, '70, '71, '72, '73, '74, '75, '76, '77, '78, '79, '80, '81, '82, '83, '84, '85, '86, '87, '88, '89, '90, '91, '92, '93, '94, '95, '96, '97, '98, '99, '00, '01, '02, '03, '04, '05, '06, '07, '08, '09, '10, '11, '12, '13, '14, '15, '16, '17, '18, '19, '20, '21, '22, '23, '24, '25, '26, '27, '28, '29, '30, '31, '32, '33, '34, '35, '36, '37, '38, '39, '40, '41, '42, '43, '44, '45, '46, '47, '48, '49, '50, '51, '52, '53, '54, '55, '56, '57, '58, '59, '60, '61, '62, '63, '64, '65, '66, '67, '68, '69, '70, '71, '72, '73, '74, '75, '76, '77, '78, '79, '80, '81, '82, '83, '84, '85, '86, '87, '88, '89, '90, '91, '92, '93, '94, '95, '96, '97, '98, '99, '00, '01, '02, '03, '04, '05, '06, '07, '08, '09, '10, '11, '12, '13, '14, '15, '16, '17, '18, '19, '20, '21, '22, '23, '24, '25, '26, '27, '28, '29, '30, '31, '32, '33, '34, '35, '36, '37, '38, '39, '40, '41, '42, '43, '44, '45, '46, '47, '48, '49, '50, '51, '52, '53, '54, '55, '56, '57, '58, '59, '60, '61, '62, '63, '64, '65, '66, '67, '68, '69, '70, '71, '72, '73, '74, '75, '76, '77, '78, '79, '80, '81, '82, '83, '84, '85, '86, '87, '88, '89, '90, '91, '92, '93, '94, '95, '96, '97, '98, '99, '00, '01, '02, '03, '04, '05, '06, '07, '08, '09, '10, '11, '12, '13, '14, '15, '16, '17, '18, '19, '20, '21, '22, '23, '24, '25, '26, '27, '28, '29, '30, '31, '32, '33, '34, '35, '36, '37, '38, '39, '40, '41, '42, '43, '44, '45, '46, '47, '48, '49, '50, '51, '52, '53, '54, '55, '56, '57, '58, '59, '60, '61, '62, '63, '64, '65, '66, '67, '68, '69, '70, '71, '72, '73, '74, '75, '76, '77, '78, '79, '80, '81, '82, '83, '84, '85, '86, '87, '88, '89, '90, '91, '92, '93, '94, '95, '96, '97, '98, '99, '00, '01, '02, '03, '04, '05, '06, '07, '08, '09, '10, '11, '12, '13, '14, '15, '16, '17, '18, '19, '20, '21, '22, '23, '24, '25, '26, '27, '28, '29, '30, '31, '32, '33, '34, '35, '36, '37, '38, '39, '40, '41, '42, '43, '44, '45, '46, '47, '48, '49, '50, '51, '52, '53, '54, '55, '56, '57, '58, '59, '60, '61, '62, '63, '64, '65, '66, '67, '68, '69, '70, '71, '72, '73, '74, '75, '76, '77, '78, '79, '80, '81, '82, '83, '84, '85, '86, '87, '88, '89, '90, '91, '92, '93, '94, '95, '96, '97, '98, '99, '00, '01, '02, '03, '04, '05, '06, '07, '08, '09, '10, '11, '12, '13, '14, '15, '16, '17, '18, '19, '20, '21, '22, '23, '24, '25, '26, '27, '28, '29, '30, '31, '32, '33, '34, '35, '36, '37, '38, '39, '40, '41, '42, '43, '44, '45, '46, '47, '48, '49, '50, '51, '52, '53, '54, '55, '56, '57, '58, '59, '60, '61, '62, '63, '64, '65, '66, '67, '68, '69, '70, '71, '72, '73, '74, '75, '76, '77, '78, '79, '80, '81, '82, '83, '84, '85, '86, '87, '88, '89, '90, '91, '92, '93, '94, '95, '96, '97, '98, '99, '00, '01, '02, '03, '04, '05, '06, '07, '08, '09, '10, '11, '12, '13, '14, '15, '16, '17, '18, '19, '20, '21, '22, '23, '24, '25, '26, '27, '28, '29, '30, '31, '32, '33, '34, '35, '36, '37, '38, '39, '40, '41, '42, '43, '44, '45, '46, '47, '48, '49, '50, '51, '52, '53, '54, '55, '56, '57, '58, '59, '60, '61, '62, '63, '64, '65, '66, '67, '68, '69, '70, '71, '72, '73, '74, '75, '76, '77, '78, '79, '80, '81, '82, '83, '84, '85, '86, '87, '88, '89, '90, '91, '92, '93, '94, '95, '96, '97, '98, '99, '00, '01, '02, '03, '04, '05, '06, '07, '08, '09, '10, '11, '12, '13, '14, '15, '16, '17, '18, '19, '20, '21, '22, '23, '24, '25, '26, '27, '28, '29, '30, '31, '32, '33, '34, '35, '36, '37, '38, '39, '40, '41, '42, '43, '44, '45, '46, '47, '48, '49, '50, '51, '52, '53, '54, '55, '56, '57, '58, '59, '60, '61, '62, '63, '64, '65, '66, '67, '68, '69, '70, '71, '72, '73, '74, '75, '76, '77, '78, '79, '80, '81, '82, '83, '84, '85, '86, '87, '88, '89, '90, '91, '92, '93, '94, '95, '96, '97, '98, '99, '00, '01, '02, '03, '04, '05, '06, '07, '08, '09, '10, '11, '12, '13, '14, '15, '16, '17, '18, '19, '20, '21, '22, '23, '24, '25, '26, '27, '28, '29, '30, '31, '32, '33, '34, '35, '36, '37, '38, '39, '40, '41, '42, '43, '44, '45, '46, '47, '48, '49, '50, '51, '52, '53, '54, '55, '56, '57, '58, '59, '60, '61, '62, '63, '64, '65, '66, '67, '68, '69, '70, '71, '72, '73, '74, '75, '76, '77, '78, '79, '80, '81, '82, '83, '84, '85, '86, '87, '88, '89, '90, '91, '92, '93, '94, '95, '96, '97, '98, '99, '00, '01, '02, '03, '04, '05, '06, '07, '08, '09, '10, '11, '12, '13, '14, '15, '16, '17, '18, '19, '20, '21, '22, '23, '24, '25, '26, '27, '28, '29, '30, '31, '32, '33, '34, '35, '36, '37, '38, '39, '40, '41, '42, '43, '44, '45, '46, '47, '48, '49, '50, '51, '52, '53, '54, '55, '56, '57, '58, '59, '60, '61, '62, '63, '64, '65, '66, '67, '68, '69, '70, '71, '72, '73, '74, '75, '76, '77, '78, '79, '80, '81, '82, '83, '84, '85, '86, '87, '88, '89, '90, '91, '92, '93, '94, '95, '96, '97, '98, '99, '00, '01, '02, '03, '04, '05, '06, '07, '08, '09, '10, '11, '12, '13, '14, '15, '16, '17, '18, '19, '20, '21, '22, '23, '24, '25, '26, '27, '28, '29, '30, '31, '32, '33, '34, '35, '36, '37, '38, '39, '40, '41, '42, '43, '44, '45, '46, '47, '48, '49, '50, '51, '52, '53, '54, '55, '56, '57, '58, '59, '60, '61, '62, '63, '64, '65, '66, '67, '68, '69, '70, '71, '72, '73, '74, '75, '76, '77, '78, '79, '80, '81, '82, '83, '84, '85, '86, '87, '88, '89, '90, '91, '92, '93, '94, '95, '96, '97, '98, '99, '00, '01, '02, '03, '04, '05, '06, '07, '08, '09, '10, '11, '12, '13, '14, '15, '16, '17, '18, '19, '20, '21, '22, '23, '24, '25, '26, '27, '28, '29, '30, '31, '32, '33, '34, '35, '36, '37, '38, '39, '40, '41, '42, '43, '44, '45, '46, '47, '48, '49, '50, '51, '52, '53, '54, '55, '56, '57, '58, '59, '60, '61, '62, '63, '64, '65, '66, '67, '68, '69, '70, '71, '72, '73, '74, '75, '76, '77, '78, '79, '80, '81, '82, '83, '84, '85, '86, '87, '88, '89, '90, '91, '92, '93, '94, '95, '96, '97, '98, '99, '00, '01, '02, '03, '04, '05, '06, '07, '08, '09, '10, '11, '12, '13, '14, '15, '16, '17, '18, '19, '20, '21, '22, '23, '24, '25, '26, '27, '28, '29, '30, '31, '32, '33, '34, '35, '36, '37, '38, '39, '40, '41, '42, '43, '44, '45, '46, '47, '48, '49, '50, '51, '52, '53, '54, '55, '56, '57, '58, '59, '60, '61, '62, '63, '64, '65, '66, '67, '68, '69, '70, '71, '72, '73, '74, '75, '76, '77, '78, '79, '80, '81, '82, '83, '84, '85, '86, '87, '88, '89, '90, '91, '92, '93, '94, '95, '96, '97, '98, '99, '00, '01, '02, '03, '04, '05, '06, '07, '08, '09, '10, '11, '12, '13, '14, '15, '16, '17, '18, '19, '20, '21, '22, '23, '24, '25, '26, '27, '28, '29, '30, '31, '32, '33, '34, '35, '36, '37, '38, '39, '40, '41, '42, '43, '44, '45, '46, '47, '48, '49, '50, '51, '52, '53, '54, '55, '56, '57, '58, '59, '60, '61, '62, '63, '64, '65, '66, '67, '68, '69, '70, '71, '72, '73, '74, '75, '76, '77, '78, '79, '80, '81, '82, '83, '84, '85, '86, '87, '88, '89, '90, '91, '92, '93, '94, '95, '96, '97, '98, '99, '00, '01, '02, '03, '04, '05, '06, '07, '08, '09, '10, '11, '12, '13, '14, '15, '16, '17, '18, '19, '20, '21, '22, '23, '24, '25, '26, '27, '28, '29, '30, '31, '32, '33, '34, '35, '36, '37, '38, '39, '40, '41, '42, '43, '44, '45, '46, '47, '48, '49, '50, '51, '52, '53, '54, '55, '56, '57, '58, '59, '60, '61, '62, '63, '64, '65, '66, '67, '68, '69, '70, '71, '72, '73, '74, '75, '76, '77, '78, '79, '80, '81, '82, '83, '84, '85, '86, '87, '88, '89, '90, '91, '92, '93, '94, '95, '96, '97, '98, '99, '00, '01, '02, '03, '04, '05, '06, '07, '08, '09, '10, '11, '12, '13, '14, '15, '16, '17, '18, '19, '20, '21, '22, '23, '24, '25, '26, '27, '28, '29, '30, '31, '32, '33, '34, '35, '36, '37, '38, '39, '40, '41, '42, '43, '44, '45, '46, '47, '48, '49, '50, '51, '52, '53, '54, '55, '56, '57, '58, '59, '60, '61, '62, '63, '64, '65, '66, '67, '68, '69, '70, '71, '72, '73, '74, '75, '76, '77, '78, '79, '80, '81, '82, '83, '84, '85, '86, '87, '88, '89, '90, '91, '92, '93, '94, '95, '96, '97, '98, '99, '00, '01, '02, '03, '04, '05, '06, '07, '08, '09, '10, '11, '12, '13, '14, '15, '16, '17, '18, '19, '20, '21, '22, '23, '24, '25, '26, '27, '28, '29, '30, '31, '32, '33, '34, '35, '36, '37, '38, '39, '40, '41, '42, '43, '44, '45, '46, '47, '48, '49, '50, '51, '52, '53, '54, '55, '56, '57, '58, '59, '60, '61, '62, '63, '64, '65, '66, '67, '68, '69, '70, '71, '72, '73, '74, '75, '76, '77, '78, '79, '80, '81, '82, '83, '84, '85, '86, '87, '88, '89, '90, '91, '92, '93, '94, '95, '96, '97, '98, '99, '00, '01, '02, '03, '04, '05, '06, '07, '08, '09, '10, '11, '12, '13, '14, '15, '16, '17, '18, '19, '20, '21, '22, '23, '24, '25, '26, '27, '28, '29, '30, '31, '32, '33, '34, '35, '36, '37, '38, '39, '40, '41, '42, '43, '44, '45, '46, '47, '48, '49, '50, '51, '52, '53, '54, '55, '56, '57, '58, '59, '60, '61, '62, '63, '64, '65, '66, '67, '68, '69, '70, '71, '72, '73, '74, '75, '76, '77, '78, '79, '80, '81, '82, '83, '84, '85, '86, '87, '88, '89, '90, '91, '92, '93, '94, '95, '96, '97, '98, '99, '00, '01, '02, '03, '04, '05, '06, '07, '08, '09, '10, '11, '12, '13, '14, '15, '16, '17, '18, '19, '20, '21, '22, '23, '24, '25, '26, '27, '28, '29, '30, '31, '32, '33, '34, '35, '36, '37, '38, '39, '40, '41, '42, '43, '44, '45, '46, '47, '48, '49, '50, '51, '52, '53, '54, '55, '56, '57, '58, '59, '60, '61, '62, '63, '64, '65, '66, '67, '68, '69, '70, '71, '72, '73, '74, '75, '76, '77, '78, '79, '80, '81, '82, '83, '84, '85, '86, '87, '88, '89, '90, '91, '92, '93, '94, '95, '96, '97, '98, '99, '00, '01, '02, '03, '04, '05, '06, '07, '08, '09, '10, '11, '12, '13, '14, '15, '16, '17, '18, '19, '20, '21, '22, '23, '24, '25, '26, '27, '28, '29, '30, '31, '32, '33, '34, '35, '36, '37, '38, '39, '40, '41, '42, '43, '44, '45, '46, '47, '48, '49, '50, '51, '52, '53, '54, '55, '56, '57, '58, '59, '60, '61, '62, '63, '64, '65, '66, '67, '68, '69, '70, '71, '72, '73, '74, '75, '76, '77, '78, '79, '80, '81, '82, '83, '84, '85, '86, '87, '88, '89, '90, '91, '92, '93, '94, '95, '96, '97, '98, '99, '00, '01, '02, '03, '04, '05, '06, '07, '08, '09, '10, '11, '12, '13, '14, '15, '16, '17, '18, '19, '20, '21, '22, '23, '24, '25, '26, '27, '28, '29, '30, '31, '32, '33, '34, '35, '36, '37, '38, '39, '40, '41, '42, '43, '44, '45, '46, '47, '48, '49, '50, '51, '52, '53, '54, '55, '56, '57, '58, '59, '60, '61, '62, '63, '64, '65, '66, '67, '68, '69, '70, '71, '72, '73, '74, '75, '76, '77, '78, '79, '80, '81, '82, '83, '84, '85, '86,



The 1975 Tigers earned LSU's first NCAA Tournament berth.

.721

LSU has the nation's highest all-time NCAA Tournament winning percentage (106-41, .721) and the fourth-highest all-time College World Series winning percentage (29-17, .630).

NINE

LSU has nine 50-win seasons since 1986, including six in the 1990s. No other Southeastern Conference team has more than four 50-win seasons in its history. LSU won an SEC-record 57 games in 1997.

Tournament in 16 of the past 17 seasons and in 20 of the past 22 years. LSU first qualified for NCAA regional play in 1975, when the Tigers posted a 1-2 mark at the South Regional in Starkville, Miss.

SEC History

LSU captured its 13th Southeastern Conference title when the 2003 Tigers claimed the league crown. LSU's 13 SEC titles ranks second in the league, trailing only Alabama, which has 14 conference crowns. LSU won six SEC championships in the 1990s, (1990-91-92-93-96-97) including an unprecedented four in a row from 1990-93. The Tigers' other SEC titles came in 1939, '43, '46, '61, '75 and '86.

LSU has finished either first or second in the overall conference standings in 12 of the past 19 years. LSU has also won six SEC Tournament crowns (1986, '90, '92, '93, '94, 2000).

In 1993, LSU became the first team in Southeastern Conference history to win four straight league titles. The '93 Tigers, who registered an 18-8-1 SEC mark, clinched the overall championship by winning the SEC Western Division Tournament title in Alex Box Stadium. LSU defeated Mississippi State, 7-3, in the final game after battling out of the tournament losers' bracket. In 1992, LSU became the first league team to win three straight championships since Alabama in 1940, '41 and '42. Alabama also won three straight from 1934-36 and is the only other school with three consecutive titles since the SEC began recognizing a champion in 1933.

The Tigers have won more College World Series games (29) than any other SEC school. South Carolina is second among league schools with 17 CWS triumphs. LSU (13 CWS berths) is the only SEC squad with more than 10 CWS trips; Mississippi State is second with eight all-time CWS berths.

Individual Honors

Former LSU pitcher Ben McDonald, a right-hander from Denham Springs, La., capped a magnificent 1989 season by receiving the Golden Spikes Award, given by the United States Baseball Federation to the nation's most outstanding amateur player. McDonald, the consensus College Player of the Year, was the first player chosen in the free-agent amateur draft and made his major league debut with the Baltimore Orioles in September, 1989.

McDonald, who set an LSU career mark with 373 Ks, established Southeastern Conference standards for single-season strikeouts (202), innings pitched (152.1) and consecutive scoreless innings (44.2). A two-time All-American and a 1988 Olympic gold medalist, he finished his LSU career with a 29-14 record and a 3.24 ERA.

Lloyd Peever, a right-handed pitcher from Stonewall, Okla., was named the 1992 National Player of the Year by *Collegiate Baseball* magazine. Peever, one of nine finalists for the 1992 Golden Spikes Award, was named first-team All-America by *Collegiate Baseball*, *Baseball America* and the American Baseball Coaches Association. He finished the season with a 14-0 record and a 1.98 ERA in 104.2 innings, and he became the first SEC pitcher to post 14 straight wins in one year. Peever signed with the expansion Colorado Rockies in 1992 after being selected in the fourth round of the major league draft.

LSU first baseman Eddy Furniss culminated a sterling four-year career by receiving the 1998 Dick Howser Trophy as college baseball's most outstanding player. Furniss, a 2007 inductee into the LSU Athletics Hall of Fame, finished his career as the SEC's all-time leader in hits (352), home runs (80), RBI (308), doubles, (87) and total bases (689). He is also No. 1 on the LSU career list for slugging percentage (.727) and walks (191). In NCAA annals, Furniss finished his career No. 3 all-time in total bases, No. 4 in home runs and doubles, and No. 5 in RBI. The Nacogdoches, Texas, native -- who posted a .371 lifetime batting average -- hit .403 in 1998 with 27 doubles, three triples, 28 homers, 85 runs and 76 RBI, earning First-

Team All-America and all-SEC honors. He was also voted a second-team Academic all-American with a 3.5 gpa in zoology.

In 1997, Furniss helped lead LSU to its second straight NCAA title, earning second-team all-America and all-SEC recognition and first-team Academic all-America honors. He batted .377 with 25 doubles, 17 homers and 77 RBI.

Furniss, a 1996 consensus first-team all-American, was voted the '96 Southeastern Conference Player of the Year after batting .374 (89-for-238) with a school-record 26 homers and an SEC-record 103 RBI. Furniss, whose home run and RBI totals were the best in the nation, also was named a second-team Academic all-American with a 3.7 gpa in zoology. Furniss became the third LSU player in four years to be named SEC Player of the Year (Todd Walker was the '93 recipient and Russ Johnson was the '94 honoree).

Todd Walker was voted in 1996 as the second baseman on the College World Series All-Time Team by the readers of the *Omaha World-Herald*. Walker, a 2006 inductee into the LSU Athletics Hall of Fame, completed a brilliant three-year LSU career in 1994 as he became the SEC's all-time leader in hits (310), runs (234), RBI (246) and total bases (557). Walker, a native of Bossier City, La., was a 1994 finalist for the Golden Spikes Award and the Smith Award, as he batted .393 with 18 homers and 68 RBI. A consensus '94 All-American, he was also named the Most Outstanding Player of the NCAA South Regional, and he was selected to the College World Series All-Tournament team. Walker finished his career as LSU's all-time leader in hits, runs, RBI, total bases, home runs (52), doubles (61), triples (15) and batting average (.396).

In 1993, Walker led LSU to the national championship as he was named the Most Outstanding Player of the College World Series and the SEC Player of the Year. Walker batted .350 in the CWS with three homers and 12 RBI. On the year, he hit .395 with 22 homers while establishing single-season SEC records for RBI (102), total bases (214) and hitting streak (33 games). Walker, a 1993 consensus first-team All-American and a finalist for the Golden Spikes Award, also set the LSU career RBI mark with 178 in only two seasons.

Walker was named the 1992 National Freshman of the Year by *Collegiate Baseball* and by *Baseball America*. He enjoyed a phenomenal rookie season, batting .400 with 12 homers and an SEC-high 76 RBI. Walker also led the conference in runs (72) and total bases (163), and he became the first player in LSU annals to hit .400 in a single season. Along with being a first-team Freshman All-American, Walker was named second-team All-America by *Collegiate Baseball* and *Baseball America*.

Shortstop Russ Johnson was named the 1994 Southeastern Conference Player of the Year after enjoying one of the best seasons in LSU annals. Johnson, a native of Denham Springs, La., batted .410 -- the highest single-season average in school history -- with 17 homers and 74 RBI. He led the SEC in doubles (26 - an LSU record), walks (67) and on-base percentage (.532), and he completed his three-year career with a .367 lifetime batting average.

Johnson was named a 1994 first-team All-American by the



Eddy Furniss claimed the 1998 Dick Howser Award as college baseball's most outstanding player.

National Collegiate Baseball Writers Association, and he was voted Louisiana Collegiate Player of the Year by the La. Sportswriters Association. He was also selected as the Most Outstanding Player of the SEC Western Division Tournament, and he was named to the NCAA South Regional All-Tournament team. A Freshman All-America selection in 1992, Johnson finished his career in second place on the all-time LSU lists for runs (216), RBI (181), batting average (.367), doubles (60) and total bases (445).

Pitcher Brett Laxton was named the **1993 National Freshman of the Year** by *Baseball America* and the National Co-Freshman of the Year by *Collegiate Baseball*, marking the second straight season an LSU player received such an honor (Todd Walker was the 1992 recipient). Laxton posted a 12-1 record and an SEC-best 1.98 ERA with five complete games, 98 strikeouts and 47 walks in 109 innings. He pitched a three-hit shutout in the CWS title contest against Wichita State, establishing a World Series championship game record by fanning 16 Shockers. A native of Audubon, N.J., Laxton earned first-team All-America and first-team All-Southeastern Conference recognition.

Shortstop Brandon Larson in 1997 became only the fourth player in NCAA history to hit **40 home runs**. The consensus all-American from San Antonio, Texas, enjoyed a phenomenal season, batting .381 with SEC-record totals of 40 homers, 118 RBI and 250 total bases. Larson was named the Most Outstanding Player of the '97 CWS, leading LSU to the national title by hitting .368 (7-for-19) with three homers, eight RBI and six runs. Larson, a first-round draft choice of the Cincinnati Reds, established the LSU mark for most hits in a season (110), and he was named the Louisiana Collegiate Player of the Year.

Catcher Brad Cresse was a **2000 first-team all-America** selection, as he led the nation in home runs (**30**) and RBI (**106**). Cresse, a native of Seal Beach, Calif., was named the 2000 recipient of the Johnny Bench National Collegiate Catcher of the Year award, and he was a finalist for the 2000 Golden Spikes Award.

Cresse, the fifth-round selection by the Arizona Diamondbacks in the 2000 major league draft, helped lead LSU to the 2000 national title by hitting .388 (106-for-273) with 21 doubles, 30 homers, 106 RBI, 73 runs, 217 total bases and a .790 slugging percentage. He provided the game-winning RBI in the 2000 national championship game versus Stanford, as his single in the bottom of the ninth inning scored shortstop Ryan Theriot from second base to give LSU a 6-5 win.

Cresse completed his career in second place on the SEC all-time HR list with 78 round-trippers, trailing Eddy Furniss, who hit 80 homers for LSU from 1995-98. Cresse ranked No. 2 in LSU career RBI with 257; Furniss was No. 1 with 308 RBI.

Second baseman Mike Fontenot was named **2000 National Freshman of the Year** by *The Sporting News* and by *Collegiate Baseball*. Fontenot, a Slidell, La., native, became the third LSU player to earn freshman of the year accolades, following second baseman Todd Walker (1992) and pitcher Brett Laxton (1993). Fontenot, who was also voted the Southeastern Conference Freshman of the Year



Ben McDonald received the **1989 Golden Spikes Award** as the nation's best amateur baseball player.



by the league's coaches, helped lead LSU to the 2000 national championship, as he batted .353 (103-for-292) with 13 doubles, three triples, 17 homers, 93 runs (SEC leader) and 64 RBI. He posted a .452 on-base percentage and stole eight bases in nine attempts. His 17 homers set the LSU freshman HR record formerly held by Blair Barbier (15 HR in 1997).

Fontenot was LSU's leading hitter in the 2000 College World Series, as he batted .462 (6-for-13) with two doubles, one homer, two RBI, six runs and five walks, earning CWS all-tournament honors.

He was also the Tigers' top hitter in nine NCAA Tournament games, batting .432 (16-for-37) with four doubles, two homers, nine RBI, eight walks and 13 runs.

Pitcher Lane Mestepey was voted the **2001 National Co-Freshman of the Year** by *Collegiate Baseball*. Mestepey, a left-hander from Zachary, La., shared the honor with Wake Forest first baseman Jamie D'Antona. Mestepey emerged as the Tigers' No. 1 pitcher during the 2001 season, posting an 11-3 record and a 3.75 ERA with 79 strikeouts and 37 walks in 139.1 innings. He was voted first-team all-SEC and SEC Freshman of the Year by the league's coaches.

Mestepey also earned third-team all-America honors from *Collegiate Baseball*, and he was voted to the NCAA Baton Rouge Regional all-tournament team.

Mestepey became the fourth LSU player to earn National Freshman of the Year recognition. The others are second baseman Todd Walker (1992), pitcher Brett Laxton (1993) and second baseman Mike Fontenot (2000).

Shortstop Aaron Hill was named **2003 SEC Player of the Year**, and he earned first-team all-America recognition from *Baseball America*. Hill, a native of Visalia, Calif., was also named a second team All-American by *Collegiate Baseball* newspaper, the American Baseball Coaches Association and *USA Today Sports Weekly*.

Hill, who signed a contract with the Toronto Blue Jays as the club's first round selection (13th overall) in the '03 Major League Baseball draft, batted .358 on the year with nine home runs, 68 runs scored, 67 RBI and 27 doubles, the second-highest single-season total in LSU history.

Hill was also voted to the SEC all-Tournament team and to the NCAA Baton Rouge Regional all-Tournament squad.

Hill batted .335 for his three-year career with 23 home runs, 150 RBI, 141 runs scored and 208 hits. His 50 doubles ranked him seventh on the LSU career list.

Outfielder Jon Zeringue earned **2004 first-team all-America** honors, and he was named the **'04 SEC Co-Player of the Year** (with Ole Miss 1B Stephen Head). Zeringue, a Thibodaux, La., native, was voted to *USA Today/Sports Weekly's* first-team all-America squad, as he hit .384 (98-for-255) with 19 doubles, 12 homers, 57 RBI and 56 runs. Zeringue hit a remarkable .432 in SEC regular-season games.

Ray Wright's brilliant catch prevented a Stanford home run in the 2000 College World Series championship game.

188

Home runs by the Tigers in their 1997 National Championship season

The total is an NCAA record, shattering the previous mark of 161 set in 1988 by Brigham Young. LSU hit at least one home run in all 70 of its 1997 games.

INTRO

THIS IS LSU

PREVIEW

TIGERS

COACHES

REVIEW

HISTORY

RECORDS

LSU

INTRO

THIS IS LSU

PREVIEW

TIGERS

COACHES

REVIEW

HISTORY

RECORDS

LSU

Lyle Mouton (21), catcher Gary Hymel and the Tigers won LSU's first NCAA championship in 1991 with a victory over Wichita State in the CWS.

41

LSU has produced 41 major leaguers over the past 23 years, including former All-Star outfielder Albert Belle. Among the Tigers' current big leaguers are Paul Byrd of the Cleveland Indians, Aaron Hill of the Toronto Blue Jays, Ryan Theriot and Mike Fontenot of the Chicago Cubs, and Brad Hawpe of the Colorado Rockies.

Warren Morris' two-out 9th-inning home run to defeat Miami in the 1996 College World Series title game was named the "Showstopper of the Year" at the ESPY Awards.



A second-round draft choice of the Arizona Diamondbacks, Zeringue was also named a second-team all-America by *Collegiate Baseball*. He was voted to the 2004 NCAA Regional all-Tournament team, and he was named Player of the Year in Louisiana by the state's sportswriters association.

Major Leaguers

Fifty-five former LSU players have played major league baseball, including 41 big-leaguers (22 pitchers, 19 position players) since 1985.

Fourteen LSU products appeared on major league rosters in 2007, including Russ Springer (Cardinals), Todd Walker (Athletics), Paul Byrd (Indians), Aaron Hill (Blue Jays), Ryan Theriot (Cubs), Randy Keisler (Cardinals), Brian Tallet (Blue Jays), Todd Linden (Marlins), Brad Hawpe (Rockies), Brian Wilson (Giants), Shane Youman (Pirates), Mike Fontenot (Cubs), Ryan Jorgensen (Reds) and Sean Barker (Rockies).

A total of 119 LSU players -- 60 pitchers and 59 position players -- have been selected in the Major League draft since 1984, an average of five players per season. LSU has produced nine first-round draft picks in the past 23 seasons.

International Baseball

LSU has established an outstanding international reputation with representatives on U.S. Olympic squads in 1988, 1992, 1996 and 2000. Skip Bertman served as the head coach of the United States Olympic team in 1996, directing the Americans to the bronze medal in Atlanta. As the USA Baseball head coach for two summers (1995 and '96), Bertman guided the U.S. to an incredible 71-11 record

(.866 winning percentage), culminating his tenure with a victory over Nicaragua for the 1996 Olympic bronze medal.

In 1995, Bertman led the United States to an unprecedented four-game sweep of Cuba, the reigning World and Olympic champion, and the squad ended its summer tour on a 21-game win streak, the longest in the history of USA Baseball. The '96 U.S. team added to the streak by winning its first 18 games before dropping a 5-1 decision to Cuba on June 29.

In the fall of '96, USA Baseball presented Bertman with its annual Achievement Award, which is given to an individual who has participated in amateur baseball and has gone on to excel in his professional endeavors.

LSU second baseman Warren Morris and shortstop Jason Williams

were two of the '96 Olympic team's brightest stars as the starting middle infielders. Morris was the Americans' leading hitter in the Olympics, batting .409 in nine games with five homers, one double, 11 RBI and 10 runs. Williams batted .367 in the Olympics with three homers, nine RBI and 10 runs.

Bertman served as the pitching coach of the 1988 U.S. Olympic team which captured a gold medal in Seoul. The '88 squad featured LSU pitcher Ben McDonald, who posted two Olympic victories. LSU pitcher Rick Greene was a member of the '92 Olympic team which competed in Barcelona, but fell short of earning a medal. LSU pitcher Kurt Ainsworth helped lead the U.S. to the gold medal at the 2000 Olympics in Sydney. Ainsworth pitched the Americans to wins over Holland and Australia en route to the Olympic title.


Attendance

LSU led the nation in attendance for the 12th straight season in 2007, as the Tigers drew 256,537 fans to Alex Box Stadium. LSU set an NCAA average attendance record in 2004 with 7,898 tickets sold per contest, and LSU established the NCAA total attendance mark in 2003, attracting 291,676 fans to Alex Box Stadium.

Over four million fans have seen LSU baseball over the past 24 seasons. A total of 4,231,810 patrons have experienced "Baseball at the Box" during that period.

LSU also helped to establish an NCAA single-game attendance mark, as the Tigers and Tulane played before an actual crowd of 25,101 (27,673 paid) on April 10, 2002, in the Louisiana Superdome. LSU won that contest, 9-5. The LSU-Tulane mark was surpassed in 2004, when San Diego State and Houston played before over 40,000 fans to christen Petco Park in San Diego.





LSU's Kurt Ainsworth pitched the United States to wins over Holland and Australia en route to the 2000 gold medal in Sydney.



Blair Barbier, captain of LSU's 2000 National Champions, received his degree in 2002.

LSU's single-game attendance mark at home was established in 2004 when 8,683 tickets were sold for a March 6 game versus the University of Houston.

Innovative promotional schemes, record-breaking crowds and increasing revenues characterize LSU's baseball program. In 1983, the year before Skip Bertman's arrival as head coach, LSU drew only 10,002 fans for 22 dates at Alex Box Stadium, an average of 454 per game.

Academic Excellence

The coaching staff's influence on LSU Baseball goes beyond the Tigers' achievements on the playing field. The primary ingredient in the Tigers' winning formula is a commitment to the education and emotional development of the players. The scholastic progress of the players is closely monitored by both the coaching staff and by the counselors in LSU's Academic Center for Athletes.

LSU's steadfast emphasis on academics has produced exceptional results. Student-athletes who leave the university early to play professional baseball often return at a later time to earn their degrees. For example, pitcher Clay Parker, who completed his athletic eligibility in 1984, received his LSU degree in 1995 after enjoying a lengthy major league career. Former MLB second baseman Todd Walker, who signed a pro contract in 1994, received a business degree from LSU in the fall of 1998.

Left-handed pitcher Jason Determann was named the 2005 SEC Baseball Scholar-Athlete of the Year with a 3.781 GPA in biology. He was also voted to the *ESPN The Magazine* second-team Academic All-America squad. Determann received his undergraduate degree in May, and he was accepted to the LSU Medical School.

Right-handed pitcher Jordan Faircloth received the 2005 SEC Community Service Post-Graduate Scholarship, and he was named to the SEC Good Works Team. Faircloth, who received his LSU degree in political science with a 3.383 GPA, was a volunteer speaker to children at local schools, served food at homeless shelters and was active in Habitat for Humanity, building homes for needy families. He was a member of the 2005 SEC Academic Honor Roll and a five-time member of the LSU Dean's List.

Former LSU first baseman Eddy Furniss was named a 1997 first-team Academic all-American by GTE-CoSIDA, and he received second-team Academic all-America recognition in 1996 and 1998. LSU's other Academic all-America selections include pitcher Chris Demouy (third-team, 1996), second baseman Warren Morris (first-team, 1995) and catcher Tim Lanier (third-team, 1994). Third baseman Wally Pontiff was a member of the 2002 GTE/CoSIDA District VI Academic all-America team.



Former LSU star Brad Hawpe helped lead the Colorado Rockies to the 2007 National League Pennant.

28-6

LSU has a 28-6 record on championship day in NCAA post-season play (regional, super regional and CWS combined), including a 5-0 mark in CWS final games.

USA

LSU has established an outstanding international reputation with representatives on U.S. Olympic squads:

Ben McDonald - 1988
Rick Greene - 1992
Skip Bertman - 1988, 1996
Warren Morris - 1996
Jason Williams - 1996
Kurt Ainsworth - 2000

ALEX BOX STADIUM

INTRO

THIS IS LSU

PREVIEW

TIGERS

COACHES

REVIEW

HISTORY

RECORDS

LSU



Alex Box Stadium, the home of the LSU Fighting Tigers, has a storied history which spans several decades. Always known as an excellent facility, recent efforts to upgrade the stadium have made it comparable to that of many professional minor-league clubs. The 2008 season will be the last for the Tigers in the 70-year-old facility, as LSU moves into a new stadium in 2009.

BASEBALL AT THE BOX



2007 National Attendance Leaders

1. LSU 256,537 12TH STRAIGHT SEASON AT NO. 1!

2. Arkansas	250,759
3. Mississippi State	217,438
4. Texas	203,449
5. Florida State	183,481

Top 10 Alex Box Stadium Attendance Figures

	ATTENDANCE	OPPONENT	DATE	SCORE
1.	8,683	Houston	3/6/04	UH, 10-5
2.	8,622	UL-Lafayette	4/11/00	LSU, 8-2
3.	8,577	Tulane	2/27/07	TU, 8-3
3.	8,521	Mississippi State	3/26/04	MSU, 7-3
4.	8,512	Auburn	5/9/03	LSU, 6-5
5.	8,510	Arkansas	4/27/02	LSU, 8-0
6.	8,440	Alabama	5/19/02	LSU, 5-1
7.	8,437	Auburn	5/10/03	LSU, 20-3
8.	8,413	Ole Miss	4/13/01	LSU, 15-2
9.	8,360	Texas State	2/28/04	LSU, 2-1
10.	8,310	Tennessee	4/26/03	LSU, 10-6

17

LSU has hosted 17 NCAA Regional Tournaments at Alex Box Stadium. The first was in 1986, and the stadium has played host to 16 regionals in the past 18 years.

12

Last season, the Tigers drew 256,537 fans to Alex Box Stadium as LSU finished first in the nation in total attendance for the 12th straight year.

3

NCAA Super Regional Series at Alex Box Stadium: 2000, 2003, 2004

.787

LSU has a .787 winning percentage at home since 1984. The Tigers are 700-188-3 during that span in Alex Box Stadium.

Last season, the Tigers drew 256,537 fans to Alex Box Stadium as LSU finished first in the nation in total attendance for the 12th straight year. The Tigers set an NCAA record in 2004 for average attendance with 7,898 per contest. LSU established an NCAA total attendance mark in 2003 as 291,676 fans purchased tickets for "Baseball at the Box."

LSU has been among the nation's attendance leaders for the past 17 seasons, finishing No. 5 in 1991, No. 6 in 1992, No. 4 in 1993, No. 3 in 1994 and 1995, and No. 1 from 1996-2007.

Over the past 24 seasons, the Tigers have attracted over four million fans to Alex Box Stadium. A total of 4,231,830 patrons have watched the Tigers play at "The Box" since 1984.

The stadium is recognized both for its old-fashioned charm and for its modern renovations. Since 1985, it has been the site of four SEC tournaments, 17 NCAA regional tournaments, three NCAA super regional series and one ABCA Hall of Fame tournament. "The Box" has undergone several facility-improvement projects designed to enhance the comfort and enjoyment of LSU baseball fans.

Prior to the 1999 season, the stadium scoreboard was moved from left-

center field to right-center field. Bleachers were then installed in left-center field, increasing seating capacity to 7,760.

Visitors to Alex Box Stadium in 1998 had for the first time the opportunity to enjoy a concessions/picnic area behind the right-field bleachers, complementing a similar facility behind the left-field bleachers.

A major renovation project was completed at Alex Box Stadium in 1997, as two of the facility's light towers were moved behind the seating areas in order to give all fans an unobstructed view of the playing field. The project began in April, 1996, when two of the four light towers were moved. The remaining two towers were moved in February, 1997.

The "Intimidator" billboard depicting LSU's NCAA titles was unveiled in Alex Box Stadium prior to the '97 season. It stands above the right field wall as a testament to LSU's baseball excellence. Some of the other additions to the stadium in the past decade include a players' meeting room and a "Home Run Village" parking area behind the outfield fence which allows fans to tailgate before and during games. A new outfield fence was installed in 1995 with a 15-foot hitters' backdrop in center field.



- INTRO
- THIS IS LSU
- PREVIEW
- TIGERS
- COACHES
- REVIEW
- HISTORY
- RECORDS
- LSU



Squad Room

The squad room in Alex Box Stadium houses LSU's five NCAA Championship trophies.



Locker Room

The LSU locker room has received a recent renovation.



Tailgating Tigers

LSU fans create a festival-like atmosphere around Alex Box Stadium.

Alex Box Faithful

"I want to commend what I truly believe may be the premiere crowd in all of college baseball . . . that is a special, special crowd out there. I want to say that the way the fans have responded all weekend to just excellence and outstanding play leads me to believe that they truly do appreciate the difficulty of playing this game. I'm glad to have our players play in front of a crowd that I truly believe appreciated their performance."

- Baylor Coach Steve Smith after the 2003 NCAA Super Regional in Alex Box Stadium



Under the Lights

Alex Box Stadium has earned a reputation as one of the showplaces of college baseball.

In 1994, "The Box" featured a freshly renovated and expanded players' locker room and lounge, along with additional chair-back seats in the grandstand. In 1993, an advanced outfield drainage system was installed along with additional bleacher seating behind first base.

In 1992, the stadium featured the installation of expanded chair-back gold seats, an umpires' dressing room, terrace-level seating above the third-base dugout and bleachers behind the left-field wall. Renovations for the 1991 season included the installation of a new grandstand roof and the construction of a playground/picnic area behind the left-field bleachers.

The stadium began to resemble its present form with the arrival in 1983 of coach Skip Bertman. In 1985, the Tigers' locker room was given a facelift, and a fully-equipped training room, a coaches' dressing room and a players' lounge were installed.

Larger dugouts were constructed in 1986 along with a new outfield fence. The press box was expanded, and the stadium's right field fence was moved to make room for additional bleachers. In 1987, the stadium's restroom facilities were enlarged, and a new concessions stand was built beneath the grandstand.

Originally a 2,500-seat facility, the concrete and steel grandstand of Alex Box Stadium was completed in 1938. Funding came from the Works Progress Administration, a federally sponsored agency which constructed public athletic facilities, among other such projects.

In its first two years, Alex Box Stadium was the site of spring training for the New York Giants. Such legendary baseball figures as Mel Ott, Carl Hubbell, Bill Terry and Dick Bartell trained at "The Box."



The Intimidator

The "Intimidator" billboard depicting LSU's NCAA titles was unveiled in Alex Box Stadium prior to the '97 season. It stands above the right field wall as a testament to LSU's baseball excellence.

Stadium Information

Seating Capacity	7,760
Playing Field Distances	
Foul Lines	330 ft.
Power Alleys	365 ft.
Center	405 ft.
Height of Fence	10 ft.
In center field	15 ft.
Playing Surface	natural grass

Tournaments Hosted

NCAA Regional Tournaments (17)

1986, 1990, 1991, 1992, 1993, 1994, 1995, 1996, 1997, 1998, 1999, 2000, 2001, 2002, 2003, 2004, 2005

NCAA Super Regional Series (3)

2000, 2003, 2004

SEC Tournaments (4)

1985, 1986, 1991, 1993

ABCA Hall of Fame Tournament (1)

1991

LSU Record in Alex Box (1984-2007)

YEAR	GAMES	W-L-T	PCT.
1984	31	23-8	.742
1985	34	31-3	.912
1986	43	38-5	.884
1987	35	30-5	.857
1988	33	27-6	.818
1989	36	31-5	.861
1990	37	32-5	.865
1991	43	33-10	.767
1992	38	30-8	.789
1993	43	34-8-1	.802
1994	35	28-7	.800
1995	36	28-8	.777
1996	39	32-7	.821
1997	40	36-4	.900
1998	35	32-3	.914
1999	38	27-11	.711
2000	39	28-11	.718
2001	37	27-10	.730
2002	36	28-8	.778
2003	39	30-8-1	.782
2004	36	27-9	.750
2005	36	23-13	.639
2006	37	25-12	.676
2007	35	20-14-1	.586
Totals	891	700-188-3	.787

Attendance in Alex Box (1984-2007)

YEAR	DATES	TOTAL ATT.	AVG.
1984	24	22,021	918
1985	25	40,746	1,630
1986	34	81,075	2,385
1987	27	46,084	1,707
1988	27	46,831	1,734
1989	33	65,781	1,993
1990	30	78,616	2,621
1991	37	113,832	3,077
1992	34	114,937	3,381
1993	39	137,306	3,521
1994	33	143,595	4,351
1995	36	148,995	4,139
1996	39	226,805	5,816
1997	39	252,864	6,484
1998	35	232,597	6,645
1999	38	271,888	7,154
2000	39	286,874	7,355
2001	37	276,622	7,476
2002	36	271,179	7,532
2003	39	291,676	7,478
2004	36	284,328	7,898
2005	36	270,300	7,508
2006	37	270,341	7,306
2007	35	256,537	7,329
Totals	825	4,231,830	5,129

2007 National Attendance Leaders

1. LSU	256,537
2. Arkansas	250,759
3. Mississippi State	217,438
4. Texas	203,449
5. Florida State	183,481
6. Wichita State	178,801
7. Ole Miss	173,523
8. Texas A&M	163,481
9. Clemson	163,537
10. South Carolina	159,545

Alex Box (1920-1943)



LSU's baseball stadium was named in 1943 for Alex Box, an outfielder for the 1942 Tiger squad. Box was killed in 1943 while fighting in North Africa during World War II.

Simeon Alexander Box was born August 5, 1920, in Quitman, Miss., and attended George S. Gardiner High School in Laurel, Miss. Box came to LSU in 1938 and majored in petroleum engineering. He played football and baseball, served as vice president of the junior class in engineering and was a member of several professional societies. He earned his petroleum engineering degree in 1942.

Box pursued his advanced ROTC studies in the engineering regiment. A handsome, popular figure on campus, he met and developed a close relationship with Earle Hubert, an attractive member of Delta Zeta sorority from Plaquemine, La. They had an understanding that she would complete her elementary education degree while he was serving in the military; then, they would later marry. Tragically, the terrors of warfare changed those plans.

After being commissioned in the U.S. Army, Box made short stops at camps in Florida and Pennsylvania and went on to England in August, 1942. He was posted to the First Infantry Division, called the "Big Red One" in North Africa. Lieutenant Box, a tank commander, displayed his heroism on November 9, 1942, when he risked his life in helping destroy six enemy machine gun nests and an artillery emplacement near Arcole, Algeria. His brave acts earned him the Distinguished Service Cross, the Army's second-highest decoration.

Only two months later, there was a fierce battle in Tunisia, and Box's tank was shredded by a German mine. He was killed instantly on February 19, 1943, at the age of 22. Brigadier General Theodore Roosevelt, wrote a letter of condolence to Box's mother, Mattie, saying "the deeds and death of your son have gone to make up the spiritual background that is this country."

Laurel, Miss., superintendent of schools R.H. Watkins eulogized Box as a "perfect example of an athlete, a Christian gentleman, a scholar and a soldier . . . His beautiful life may be compared to a great piece of music which ends on a high note."

On the LSU campus, there was a spontaneous movement that spring to commemorate his sacrifice in some tangible way. At its May 28, 1943 meeting, the LSU Board of Supervisors voted unanimously to name the baseball stadium for Box. That was considered such an unusual decision that the student newspaper, *The Reveille*, observed, "For the first time in the school's history, the service and memory of the military hero came to be esteemed so highly that a structure on the campus was named in his honor."

The Box family made a special presentation of Alex's personal memorabilia to LSU during the 1991 baseball season. The memorabilia, enclosed in a specially-constructed glass case, is permanently housed in the LSU Athletics Hall of Fame and Museum.



Man of Honor

LSU's baseball stadium was named for Alex Box in 1943.

INTRO

THIS IS LSU

PREVIEW

TIGERS

COACHES

REVIEW

HISTORY

RECORDS

LSU

GREAT MOMENTS



LSU Diamond – later named Alex Box Stadium – was the spring training home of the New York Giants in 1938 and 1939.

Reprinted with permission from Baseball in Baton Rouge. Available from the publisher online at www.arcadiapublishing.com or by calling 888-313-2665.

May 6, 1939

LSU defeats Tulane, 16-0, clinching its first SEC crown with a 10-2 conference record. The Tigers receive help from the Auburn Plainsmen, who defeated Florida, giving the Gators their second loss of the season, and eliminating them from title contention.

May 6, 1946

LSU completes a doubleheader sweep of Tulane to finish 11-3 in SEC play and win the league title. In the first outing, home runs by Joe Bill Adcock and Gene "Red" Knight help to erase a 4-1 deficit. Mel Didier singles in two runs in the seventh and LSU captures a 7-4 victory. In Game 2, home runs by Knight and Ray Coates highlight LSU's 4-3 win, as the Tigers clinch the SEC title.

May 12, 1961

LSU defeats Auburn 6-5 in the second game of a best-of-three series to win the SEC Championship. LSU trails 5-4 in the bottom of the 11th inning when the Tigers rally for two runs. Bobby Theriot provides the game-winning single and LSU captures the league crown. The paid attendance for the game was estimated to be around 2,500, making it the most attended LSU baseball game at the time.

May 5, 1967

LSU right-hander Bruce Baudier fires a seven-inning perfect game, blanking Alabama, 2-0, in the second game of a doubleheader. Baudier records eight strikeouts and needs only 72 pitches to defeat the Crimson Tide in front of 450 fans in Alex Box Stadium.

May 14, 1975

LSU defeats Georgia 6-5 in the first game of a best-of-three series to determine the SEC champion. Randy Aldridge singles in the winning run in the bottom of the 10th. Paul Stefan earns the victory, pitching 8.2 innings of relief and striking out 13. LSU goes on to win the series and the SEC title with a 8-3 win over the Bulldogs in Athens.



Albert Belle and the 1986 Tigers captured an NCAA Regional title and advanced to LSU's first College World Series.

March 3, 1972

On Opening Day, LSU pitcher Randy Wiles pitches a no-hitter in the first game of a doubleheader against Rice, leading the Tigers to a 3-0 victory. Wiles pitches seven innings, recording 11 strikeouts and one walk. The no-hitter is nearly broken up with an infield hit, but is kept alive with an outstanding play by freshman shortstop Mike Miley.

March 14, 1979

Robert Landry pitches only the fourth no-hitter in LSU's history, defeating Southern Miss 1-0 at Alex Box Stadium. Landry strikes out seven and walks three in the seven-inning contest. Randy Olson, the Tigers' designated hitter, hits a solo home run for the lone score of the game.

May 25, 1986

Albert Belle smashes two, two-run homers in the South I Regional championship game, leading the Tigers to their first College World Series with a 7-6 win over Tulane at Alex Box Stadium. Belle was named tournament MVP for his efforts.

May 28, 1990

Rich Cordani's dramatic two-run blast in the seventh inning lifts LSU to a thrilling 7-6 South Regional championship game win over Southern California.

April 26, 1993

LSU defeats Tulane, 5-2, in a "Turn Back the Clock" game in Alex Box Stadium. The players wear early 20th-century replica uniforms and use wooden bats in the contest. The game celebrates the 100th anniversary of the LSU Baseball program.

May 29, 1994

LSU holds on to a 12-10 win over Southern Cal in the South Regional final. Former Trojan and current Minnesota Twins star Jacque Jones smashes three homers in defeat.



Slugger Eddy Furniss powered LSU to NCAA Regional titles in 1996, 1997 and 1998.

May 26, 1996

In one of the largest hit outputs in school history, LSU uses 18 runs on 13 hits in the seventh inning of the South II Regional championship game to rout Georgia Tech, 29-13. The Tigers wear new gold jerseys during the regional and throughout the 1996 College World Series.

May 25, 1997

A classic five-hour marathon comes to an end as LSU outlasts Long Beach State by scoring seven runs in the 11th inning for a 14-7 victory. One day later, the Tigers avenge their second round loss to South Alabama by sweeping the Jaguars, 14-4 and 15-4, before defending its national championship in Omaha.



Skip Bertman is ejected from the game during LSU's epic 1997 NCAA Regional win over Long Beach State. Bertman was ejected only three times in his 18 seasons as LSU's head coach.



The Tigers celebrate Bruce Baudier's perfect game in 1967 versus Alabama.



Chad Ogea was the ace of the Tigers' 1991 pitching staff that propelled LSU to the 1991 NCAA South Regional title. The '91 Tigers advanced to the College World Series and claimed LSU's first national championship.

May 23, 1998

LSU falls behind Cal State Fullerton, 7-0 through two innings, but Cedrick Harris' two-run double in the eighth caps a four-run inning to complete a comeback as the Tigers earn a 13-11 victory. LSU routs the Titans 14-3 the next day to reach Omaha.

May 30-31, 1999

Facing a seven-run deficit and in danger of being eliminated, LSU rallies to take a 12-10 lead it would not relinquish against East Carolina to force a second championship game. Kurt Ainsworth gets an extra day of rest thanks to rain, which forces the second contest to be moved to Monday. Ainsworth blanks the Pirates, 9-0, hurling the Tigers to a super regional matchup with SEC foe Alabama.

June 2, 2002

LSU comes through the loser's bracket to defeat UL-Lafayette twice by identical 12-2 scores to win its seventh consecutive regional championship. The Tigers are the only regional winner of 2002 to come through the loser's bracket to win twice on the final day.

June 1, 2003

Jon Zeringue's one-out, walk-off home run in the bottom of the 11th sends LSU to the super regional round as the Tigers defeat a pesky UNC-Wilmington club, 9-8. Despite defeat, UNC-W becomes the first opposing team to make a congratulatory lap around the field following the game.

June 7-8, 2003

LSU blasts Baylor 20-5, using an 11-run sixth inning highlighted by Clay Harris' grand slam to reach its 12th College World Series. The Tigers faced elimination a day earlier after Baylor captured the first contest in the best-of-three set. Harris and Ivan Naccarata belted back-to-back homers to lead off the eighth inning to lift LSU over Baylor, 6-5, to set up the rubber match.

June 13, 2004

Lane Mestepey fires a masterful five-hit shutout in Game 2 of a Super Regional series against Texas A&M. Will Harris' ninth-inning homer clinches LSU's 4-0 triumph and sends the Tigers to the College World Series for the second straight season.

Alex Box Stadium Facts

(known as LSU Diamond from 1938-43)

All-Time LSU Record in Alex Box Stadium (1681 games)
1175-500-6 (.701)

First Game

March 12, 1938
New York Giants 6, Philadelphia Phillies 5
(MLB Spring Training Game)

First LSU Game

March 21, 1938
LSU leads Minnesota, 4-2, after three innings
when game is halted due to rain

First Complete LSU Game

March 24, 1938
Minnesota 6, LSU 5

First LSU Win

April 11, 1938
LSU 7, Northwestern 6



The Tigers celebrate their 2003 NCAA Super Regional victory over Baylor.

ALEX BOX STADIUM

INTRO

THIS IS LSU

PREVIEW

TIGERS

COACHES

REVIEW

HISTORY

RECORDS

LSU



A New Home for a Great Legacy

The Alex Box Stadium experience is a unique one, created by the greatest and most loyal fans in all of college baseball, combined with an enduring legacy of championship caliber baseball.

In the fall of 2008, the LSU Baseball program is scheduled to move into a new home, and all of the traditions, memories and excitement that make Tiger baseball truly special will live on in the New Alex Box Stadium.

From LSU's first SEC title team in '39, to Bruce Baudier's perfect game, to Rich Cordani's game-winning home run against Southern Cal, to the regional championship victory laps of the 1990s, Alex Box Stadium has been home to some of the greatest moments in all of college baseball history.

Now the LSU baseball legacy moves 200 yards to the south into a state-of-the-art facility, designed to provide the resources necessary to sustain LSU's tradition of excellence while also accommodating in comfort the record-setting crowds that set Tiger Baseball apart from the rest of America.

In the New Box, the Tiger baseball team will enjoy 6,000 additional square-feet of locker and meeting room space, new batting cages and all the amenities necessary to field a consistent winner.

With 700 more seats under roof, 7,000 additional square-feet of restroom accommodations, 3,000 additional square-feet of concession stands, expanded ticket booths, an arcade and novelty shop, children's play grounds, a Hall of Fame and a Club Lounge, the New Alex Box Stadium will also provide a comfortable home for the LSU Baseball faithful.

A brand new home is coming for a grand old tradition ... LSU Baseball at Alex Box Stadium.

First Level

- ▶ National Championship Plaza
- ▶ Ticket Booth
- ▶ Arcade / Novelty Shop
- ▶ Hall of Fame
- ▶ LSU Locker Room and Squad Room
- ▶ Concession Stands
- ▶ Restrooms
- ▶ Umpires Locker Room
- ▶ Batting Cages
- ▶ Two (2) Picnic / Play Areas

Second Level

- ▶ Concourse
- ▶ Press Box
- ▶ Two (2) Suites
- ▶ Club Lounge
- Seating Area
 - Purple Seats
 - Gold Seats
 - Grandstand Seats
 - Bleacher Seats

MakeYourPitch.net

For more on the New Alex Box Stadium, the latest renderings, construction updates and donation opportunities.

Construction Site-December 2007



THE FUTURE OF COLLEGE BASEBALL

ALEX BOX STADIUM

INTRO

THIS IS LSU

PREVIEW

TIGERS

COACHES

REVIEW

HISTORY

RECORDS

LSU




Ballpark Comparisons

	Old Alex Box	New Alex Box
Seating		
Total Seats	7,760	8,500
Grandstand (under roof)	2,800	3,582
Bleachers	4,522	4,462

Amenities

Restrooms	2,000 sq. ft.	9,274 sq. ft.
Concession stands	2,200 sq. ft.	5,000 sq. ft.
Arcade	0 sq. ft.	500 sq. ft.
Suites	0 sq. ft.	(2) 900 sq. ft.
Club Lounge	0 sq. ft.	(1) 1,800 sq. ft.
Team Area	3,000 sq. ft.	9,380 sq. ft.
Press Area	250 sq. ft.	2,000 sq. ft.
Hall of Fame	0 sq. ft.	1,900 sq. ft.

Enhanced ADA (Americans with Disabilities Act) accessibility and seating throughout new facility.



State-of-the-Art Amenities

With 700 more seats under roof, 7,000 additional square-feet of restroom accommodations, 3,000 additional square-feet of concession stands, expanded ticket booths, an arcade and novelty shop, children's play grounds, a Hall of Fame and a Club Lounge, the New Alex Box Stadium will also provide a comfortable home for the LSU Baseball faithful.

New Alex Box Stadium Groundbreaking - August 6, 2007





LSU's Memorial Tower (main photo) was one of the first structures completed on the present campus and sits east of the quadrangle (inset). It represents the University as a memorial to those who gave their lives during World War I. Although it currently houses the LSU Anglo-American Art Museum, plans are in process to return Memorial Tower to a military museum as originally intended.

Campus LIFE



Location: Baton Rouge, La.
Founded: January 2, 1860
Enrollment: 29,317
President: Dr. John V. Lombardi
Major Fields for Bachelor's Degrees: 72
Major Fields for Master's Degrees: 72
Major Fields for Doctoral Degrees: 54

Louisiana State University and Agricultural & Mechanical College has, throughout its 148-year history, served the people of Louisiana, the region, the nation, and the world. LSU is creating a revolution, one of pervasive change and advancement. For the past five years, the focus of the LSU community has been an increased commitment to excellence. Our progress has been dramatic and shows no sign of stopping.

Having witnessed many of yesterday's possibilities become today's tangible realities, the LSU community set forth to capitalize on its success. The goal was to improve our standing as a nationally competitive flagship university. Following intense discussions among the LSU Board of Supervisors, campus administrators, faculty, and student leaders, the objectives required to reach this status crystallized, providing the impetus for LSU's National Flagship Agenda.




Newsweek magazine named Louisiana State University the "Most Diverse" school in the nation in the Sept. 3, 2003, issue. The enrollment consists of 24 percent minority students.

Why LSU?


Ryan Theriot

Shortstop, Chicago Cubs
LSU Infielder, 1999-2001



"How could you put a price tag on the experience I had at LSU? You couldn't pay me enough money to take away the College World Series championship or the things I learned from (former LSU head coach) Skip Bertman to the relationships I have with guys like (former LSU teammates) Victor Brumfield and Blair Barbier. You meet all these guys and you have lifelong friends. I could go on and on about guys I still keep in close contact with."


"LSU is my home. It was a place where I made my name and a place where I was able to come here and have fun. It was the best three years of my life. While you are here, have fun and become a master of time management. You need to do what you have to do to make it. Work hard. I have been blessed. Baton Rouge is the place that helped me become who I am. I will never forget this place."



Shaquille O'Neal

LSU Basketball Center (1989-92)
Miami Heat player

"I had a lot of choices coming out of high school, but when I visited LSU it was different. It felt like a family with the coaches and the players. LSU was the best place for me to go. It had everything I wanted, both football and academically. The atmosphere and the coaches made me feel very comfortable around them as well as the academic people and everybody involved with the program. I was from down the road in Louisiana and could have gone anywhere to school, but I chose to stay close to home."



Jarvis Green

LSU Defensive End (1998-01)
New England Patriots player

"As far back as I can remember (riding bicycles, playing little league baseball), I have literally bled purple and gold. It never crossed my mind that there was anywhere else to go other than LSU. The experiences and relationships that I developed at LSU have been an integral part of my life. No other colleges existed in my mind. I am fortunate to have attended a place that I considered a dream and look forward to my association with the University until the day I die."



David Toms

2001 PGA Champion
and LSU Graduate

"I was basically an in-state guy and had always thought about going to LSU for football and to get a good education. I made a lot of visits to different schools in my selection process, but everything always pointed toward LSU. My heart and my family guided me in that direction not just for the athletics, but for the academics as well. From top to bottom LSU has good people from the coaches on down the line."



Bradie James

LSU Linebacker (1999-2002)
Dallas Cowboys player

Academic Majors

College of Agriculture
Agricultural Business (B.S.)
Agribusiness Finance
Agribusiness Management
International Marketing
Animal, Dairy, & Poultry Sciences (B.S.)
Animal Sciences
Dairy Foods Technology
Dairy Production
Poultry Sciences
Preveterinary Medicine-Animal
Preveterinary Medicine-Dairy
Preveterinary Medicine-Poultry
Science & Technology-Animal Science
Science & Technology-Dairy Science
Science & Technology-Poultry Science
Environmental Management Systems (B.S.)
Environmental Science
Policy Analysis
Resource Conservation
Family, Child, & Consumer Sciences (B.S.)
Consumer Science
Human Services Management
Food Science & Technology (B.S.)
Food Business/Marketing
Food Chemistry & Analysis
Food Processing & Technology
Food Safety/Applied Microbiology
Forestry (Forest Management) (B.S.F.)
Ecological Restoration
Forest Products
Forest Resource Management
Nutritional Sciences (B.S.)
Dietetics
Nutritional Sciences/Premedical
Plant & Soil Systems (B.S.)
Agricultural Pest Management-Entomology
Agricultural Pest Management-Plant
Pathology
Crop Management
Horticultural Science
Ornamentals, Olericulture, & Pomology
Soil Science
Turfgrass Management
Urban Entomology
Textiles, Apparel, & Merchandising (B.S.)
Apparel Design
Merchandising
Textile Science
Vocational Education (B.S.)
Adult, Extension, International Education
Agricultural Education

Business Education
Career Development
Home Economics Education
Human Resource Leadership and Development
Industrial Education
Training & Development
Wildlife & Fisheries (B.S.)
Aquaculture
Conservation Biology
Fisheries
Preveterinary Medicine-Wildlife & Fisheries
Wetland Science
Wildlife Ecology
Wildlife Law Enforcement

College of Art & Design
Architecture (B.Arch.)
Interior Design (B.I.D.)
Landscape Architecture (B.L.A.)
Studio Art (B.F.A.)
Ceramics
Graphic Design
Jewelry/Metalsmithing
Painting
Photography
Printmaking
Sculpture

College of Arts & Sciences
Anthropology (B.A.)
Communication Disorders (B.A.)
Communication Studies (B.A.)
Economics (B.A.)
English (B.A.)
Creative Writing
Literature
Secondary Education-English
Writing & Culture
French (B.A.)
French & Francophone Cultural Studies
French & Francophone Political Studies
International Business
International Studies
Literary Studies
Secondary Education-French
General Studies (B.G.S.)
Geography (B.A. & B.S.)
German (B.A.)
History (B.A.)
Secondary Education-History
International Studies (B.A.)

Africa & the Middle East
Asia
Europe
Global Studies
Latin America
Russia & Central Asia
Latin (B.A.)
Liberal Arts (B.A.)
African & African American Studies
Art History
Studio Art
Mathematics (B.S.)
Actuarial Science
Applied/Discrete Mathematics
Applied Mathematics/Communications
Engineering
Computer Science
Mathematics
Secondary Education-Mathematics
Philosophy (B.A.)
Religious Studies
Political Science (B.A.)
Psychology (B.A. & B.S.)
Russian Area Studies (B.A.)
Sociology (B.A.)
Applied Sociology
Criminology
Rural Sociology
Spanish (B.A.)
Secondary Education-Spanish
Women's & Gender Studies (B.A.) College of
Basic Sciences
Biochemistry (B.S.)
Biological Sciences (B.S.)
Marine Biology
Secondary Education-Biology
Chemistry (B.S.)
Biological Chemistry
Chemical Physics
Chemistry
Chemistry and a Second Discipline
Environmental Chemistry
Materials
Polymers
Preprofessional Chemistry
Secondary Education-Chemistry
Computer Science (B.S.)
Geology (B.S. Geol.)
Environmental Geology
Geology
Microbiology (B.S.)
Physics (B.S.)

Astronomy
Medical Physics
Physics
Physics and a Second Discipline
Secondary Education-Physics

E. J. Ourso College of Business
Accounting (B.S.)
Management Accounting
Economics (B.S.)
Empirical Economic Analysis
Finance (B.S.)
General Business Administration (B.S.)
Business Administration-Prelaw
Business & Public Administration
Information Systems & Decision Sciences (B.S.)
International Trade & Finance (B.S.)
Empirical Economics Analysis
Management (B.S.)
Entrepreneurship
Human Resource Management
Management
Marketing (B.S.)

College of Education
Early Childhood Education: PK-3 Teacher Certification (B.S.)
Elementary Grades Education (B.S.)
Four-Year Teacher Certification, Grades 1-6
Holmes Certification
Kinesiology (B.S.)
Athletic Training
Fitness Studies
Health & Physical Education Teacher Certification
Human Movement Science
Sports Studies
Secondary Education (B.S.)
Art

College of Engineering
Biological Engineering (B.S.B.E.)
Chemical Engineering (B.S.Che.E.)
Civil Engineering (B.S.C.E.)
Computer Engineering (B.S.E.E.)
Construction Management (B.S.C.M.)
Electrical Engineering (B.S.E.E.)
Environmental Engineering (B.S.Env.E.)
Industrial Engineering (B.S.I.E.)
Mechanical Engineering (B.S.M.E.)
Petroleum Engineering (B.S.P.E.)

Manship School of Mass Communication
Mass Communication (B.A.M.C.)
Advertising
Electronic Media
Journalism
Political Communication
Public Relations

College of Music & Dramatic Arts
Music (B.A.)
Music (B.M.)
Brass
Composition
Harp
Organ
Percussion
Piano Pedagogy
Piano Performance
String
Voice
Woodwind
Music Education (B.M.Ed.)
Instrumental
Vocal
Theatre (B.A.)
Arts Administration
Design/Technology
Literature, History, & Theory
Performance
Theatre Studies

Preprofessional Programs * (Nondegree)
Allied Health Programs
Dental Hygiene
Dental Laboratory Technology
Ophthalmic Medical Technology
Physician's Assistant
Premedical Technology
Pre nursing
Preoccupational Therapy
Prephysical Therapy
Rehabilitation Counseling
Respiratory Therapy

* The final two-three years of these preprofessional programs are offered by the LSU Health Sciences Center and/or other medical schools. These are nondegree programs.



Bo Campbell Auditorium

The 1,000-seat auditorium is used through the year as a classroom and lecture hall. Each seat in the auditorium has space for a laptop and a modem hookup, providing each student unlimited learning opportunities. The auditorium also contains a movie theatre size screen to aid professors with lectures and classroom activities.

COX COMMUNICATIONS

Academic Center FOR STUDENT-ATHLETES

Study Area

Included in the 54,000 square feet of the Academic Center are individual study areas as well as 14 private computer rooms for student-athletes to work one-on-one with tutors or by themselves.



The Library

The library provides a perfect setting for individual study, or with a tutor as a group.

Computer Stations

Throughout the Academic Center are 300 computer stations, providing student-athletes with a quiet working environment for research, writing and studying.



A \$15 million renovation to the Gym Armory in 2002 put it at the forefront of the nation's premier academic centers. Improvements to the existing center give LSU student-athletes the best opportunity for success by providing access to the latest technology, as well as an array of expanded services.

Amenities

- ▶ 54,000 square feet of working space
- ▶ 300 computer workstations
- ▶ 14 private computer rooms in a state-of-the-art computer lab
- ▶ Additional study rooms and classrooms for private or group study
- ▶ Electronic scheduling of tutoring sessions
- ▶ A 1,000-seat auditorium for classes and lectures



Critical to the development of an athlete as a student is an adequate academic facility and capable staff to further the athlete's progress. The Cox Communications Academic Center for Student-Athletes is responsible for overseeing the educational development and progress toward graduation for all student-athletes. The staff acts as a liaison between the student-athlete and the academic communities and insures that student-athletes comply with academic rules established by the University, NCAA and Southeastern Conference. The staff also coordinates academic programs designed to assist student-athletes in acquiring a quality education.

FACILITY BUILT BY THE TIGER ATHLETIC FOUNDATION



Academic success



Former LSU pitcher Bhrett McCabe received his Ph.D in psychology in 2003.



Academic All-American Warren Morris (right), pictured with LSU President Dr. William Jenkins, received a zoology degree in December, 1997.



Rick Greene graduated in communication studies in the spring of 2003. Greene was the top relief pitcher on LSU's first national championship team in 1991, and he played several years of professional baseball.



Steven Waguespack, an SEC Academic Honor Roll member, earned his degree in 2007.

The Services

- Tutoring
- Career Counseling and Development
- Time Management
- Study Skills
- Insure that student-athletes comply with academic rules established by the University, NCAA and SEC

The Goal

For each student-athlete to reach and receive the highest-quality education and degree.

The Responsibility

To oversee the educational development and progress toward graduation for all student-athletes.

Academic Staff



Tomas Jimenez
Executive Director



Jason Fountain
Director of Directed Studies



Dr. Tommy Karam
Director/Comm. Lab



John Allen
Associate Director



Tim Boyle
Associate Director



Dr. Mary Boudreaux
Associate Director



Derek Cowherd
Associate Director



Becca Hubbard
Associate Director
Baseball Team Counselor



Carole Walker
Associate Director



Leah Saal
Learning Specialist



Jennifer Timmer
Learning Specialist



Kristin Price
Learning Specialist




Jean Jackson
Administrative Specialist



2007 LSU Baseball SEC Academic Honor Roll

Jared Bradford
Steven Broschofsky
Will Davis
Kevin Farnsworth

Jeffrey Garidel
Cade Gautreau
Michael Hollander
Nicholas Pontiff



LSU Baseball Graduates Since December 1999

Kurt Ainsworth
Blair Barbier
Bryon Bennett
Tom Bernhardt
Christian Bourgeois (Master's)
Billy Brian
Steven Broschofsky
Rhett Buteau
Chris Cahill
Matt Colvin
Patrick Coogan
Josh Dalton
Mike Daly
Chase Dardar
Brad David
Wes Davis
Will Davis

Jason Determann
Clay Dirks
Jordan Faircloth
Shawn French
Eddy Furniss
Jamin Garidel
Rick Greene
Weylin Guidry
Matt Heath
Courtney Hernandez
Danny Higgins
Justin Hill
Trey Hodges
Ty Jensen
Mike Koerner
Jeff Leamont
Jeremy Loftice

Barry Manuel
Billy McBride
Bhrett McCabe (Ph.D)
Trey McClure
Chris McDougall
Justin Meier
Lane Mestepey
David Miller
Tommy Morel
Brandon Nall
Mike Neal
Tim Nugent
Chad Ogea
Bo Pettit
Chris Phillips
David Raymer
Ryan Richard

Ben Saxon
Michael Serio
Kevin Shipp
Antoine Simon
Collin Smith
Chucky Son
Bruce Sprowl
Nick Stavinoha
Johnnie Thibodeaux
Doug Thompson
Jake Tompkins
Chad Vaught
Gee Victoriano
Kevin Ward (MBA)
Dustin Weaver
Eric Wiethorn
Jeremy Witten

INTRO

THIS IS LSU

PREVIEW

TIGERS

COACHES

REVIEW

HISTORY

RECORDS

LSU



Baseball

IN THE COMMUNITY

LSU baseball players frequently visit hospitals and schools as part of their commitment to community outreach.



The Wally Pontiff Jr. Foundation donated \$31,000 in November of 2006 to the LSU baseball program, as Wally Pontiff Sr. (left), father of former Tiger infielder Wally Pontiff Jr., presented a check to LSU baseball coach Paul Mainieri (center) in the athletics administration building. Assisting in the presentation was Pontiff Foundation member Gary Burke. The Wally Pontiff Jr. Foundation was established in memory of the all-SEC third baseman who died in 2002 at age 21 due to heart abnormalities. For more information about the Wally Pontiff Jr. Foundation, visit www.wallypontiffjr.org.



LSU baseball players annually make Christmas a little brighter for several families in the Baton Rouge area as they deliver presents to families at the Christmas Toy Drive party in the Cox Communications Academic Center for Student-Athletes. The Toy Drive culminates in a party where student-athletes give presents to their sponsored families. In addition, the children are treated to a visit from Santa Claus.



Community OUTREACH

LSU baseball provides an opportunity to achieve athletic success while also getting a head start on the most important game of all - the game of life.

JOB EXPERIENCE

Student-athletes at LSU take full advantage of their summers by developing skills in their field of study. They spend most of their summer participating in jobs that relate to their majors, including ...

- ▶ Hospitals
- ▶ Physical therapy centers
- ▶ Public relations firms
- ▶ Building contractors
- ▶ Restaurant management
- ▶ Engineering firms
- ▶ Accounting offices



Shaquille O'Neal

CHAMPS/Life Skills

"Through workshops, service projects, and social events, CHAMPS brings LSU student-athletes information that will prepare them for the biggest game of all - the game of life!"

-SHAQUILLE O'NEAL, LSU ALL-AMERICAN & 13-TIME NBA ALL-STAR

The CHAMPS (Challenging Athletes Minds for Personal Success)/Life Skills program was developed by the NCAA to help prepare student-athletes for the challenges of life beyond the playing field.

How Can CHAMPS Help?

By focusing on "real life" skills and personal development, the CHAMPS Program not only assists the student-athletes with meeting daily challenges, but also enhances student-athletes' growth in their college years and beyond.

CHAMPS at LSU

The CHAMPS/Life Skills program at LSU is operated out of the Academic Center for Student Athletes, and the focus of the program is on five commitments viewed as critical to personal growth.



Mike Mallet
Director for the
CHAMPS/Life Skills program



Jade Jenkins
Assistant Director for the
CHAMPS/Life Skills program



Athletic TRAINING

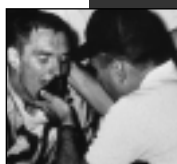
The Broussard training center (above) boasts the largest hydrotherapy pool in both collegiate and professional sports.

LSU boasts the largest and most complete athletic training facilities in all of collegiate athletics with both the Football Operations Center and the Broussard Center for Athletic Training in Tiger Stadium. Both are furnished with the latest in technology and equipment. The Football Operations Center training room features a full view of the practice fields, two hot/cold jacuzzis and an underwater treadmill. The Broussard Center includes an on-site x-ray room, an in-house pharmacy, as well as the largest hydrotherapy pool in both collegiate and professional sports and is one of the few collegiate training centers with a full-service pharmacy and a full-service vision center.



Broussard Athletic TRAINING CENTER

The two story, 22,000 square foot facility contains 20 treatment tables with the newest forms of modalities available, 14 taping stations, a 1,600 square foot rehabilitation area which contains the latest rehabilitation equipment including the Cybex Norm, Woodway treadmills and Body Master select rise equipment. LSU's multi-million dollar athletic training facility is named in honor of Dr. Martin J. Broussard (left), the legendary trainer whose career spanned over 40 years at LSU.



Complete Care

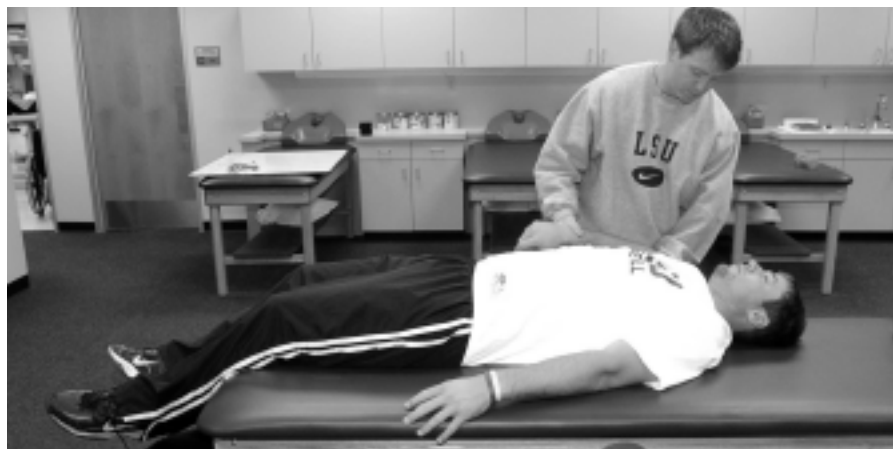
Dental Center

A fully functional dental center, staffed by Dr. Walter Atkinson, is located inside the Broussard Center for Athletic Training.



Rehabilitation

LSU's Broussard Center for Athletic Training boasts some of the most technologically advanced equipment to aid the recuperation and rehabilitation of LSU's student-athletes.



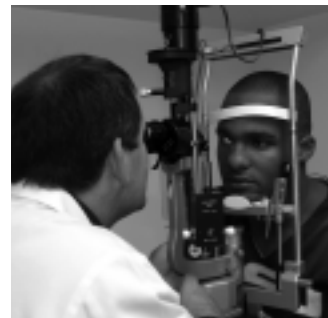
Pharmacy

The LSU Athletic Training Pharmacy is the only one of its kind in college athletics. Staffed by pharmacist Kevin Denoux, the LSU Athletic Training Pharmacy provides the Tigers with first-class service in a convenient location.



Vision Center

Dr. Don Peavy conducts eye exams for LSU's student-athletes in a convenient location in the Broussard Center for Athletic Training.



INTRO

THIS IS LSU

PREVIEW

TIGERS

COACHES

REVIEW

HISTORY

RECORDS

LSU



LSU baseball players work out at the new state-of-the-art weight room located in the football operations center.

Custom Weights

Custom iron-grip dumbbells and weights and equipment made by Body Masters and Eleiko. Watch and listen to state-of-the-art video and sound system.

16

Multi-purpose platform, bench, incline, squat and Olympic lifting stations.

12

Dumbbell bench stations



Strength and conditioning coach Tommy Moffitt, who was named the 2003 College Football Strength and Conditioning Coach of the Year by the America Football Monthly, has proven to be a perfect fit in purple and gold. Since Moffitt joined the Tigers for the 2000 season, they have become one of the most fit programs in the nation.

Prior to coming to LSU, Moffitt earned the 1999 College Football Strength and Conditioning Coach of the Year honor by the Professional Football Strength and Conditioning Coaches Society.

Moffitt's LSU staff includes Jeremy Phillips (left) who supervises the baseball team's strength program.

Amenities

- 28 multi-purpose power stations
- 36 assorted selectorized machines
- 10 dumbbell stations with two sets of 5-180 pound free weights
- Custom made equipment by Body Masters and Eleiko



Strength & CONDITIONING

Strength and conditioning can be the heart and soul of an athletic program's success, and LSU has taken great strides to improve its strength program and facilities. LSU student-athletes enjoy one of the finest strength and conditioning facilities in the nation with a 10,000-square foot weight room located on the North side of Tiger Stadium. The weight room features the latest in both strength training and cardiovascular training equipment.

Indoor Facility

In the offseason and during inclement weather outdoors the LSU baseball team utilizes the 100-yard climate-controlled practice field. The facility was built in 1991 and is 8,250 square feet with brand new Momentum Field Turf by SportExe similar to the Louisiana Superdome and M&T Bank Stadium in Baltimore.





Strength & CONDITIONING

Strength and conditioning can be the heart and soul of an athletic program's success, and LSU has taken great strides to improve its strength program and facilities. LSU student-athletes enjoy one of the finest strength and conditioning facilities in the nation with a 10,000-square foot weight room located on the North side of Tiger Stadium. The weight room features the latest in both strength training and cardiovascular training equipment.

Indoor Facility

In the offseason and during inclement weather outdoors the LSU baseball team utilizes the 100-yard climate-controlled practice field. The facility was built in 1991 and is 8,250 square feet with brand new Momentum Field Turf by SportExe similar to the Louisiana Superdome and M&T Bank Stadium in Baltimore.





The state capitol building of Louisiana, located in the heart of downtown Baton Rouge, is the tallest capitol building in the nation at 34 stories and overlooks the Mississippi River.

Baton ROUGE

Distance Chart from Baton Rouge (BASED ON 70 MPH SPEED):

Atlanta, Ga.7 hours	Jackson, Miss.2 1/2 hours	New Orleans, La.1 hour
Biloxi, Miss.2 hours	Jacksonville, Fla.8 1/2 hours	Orlando, Fla.10 hours
Birmingham, Ala.6 hours	Little Rock, Ark.5 hours	Pensacola, Fla.4 hours
Dallas, Texas6 1/2 hours	Mobile, Ala.3 hours	Shreveport, La.4 hours
Houston, Texas4 hours	Monroe, La.2 1/2 hours	

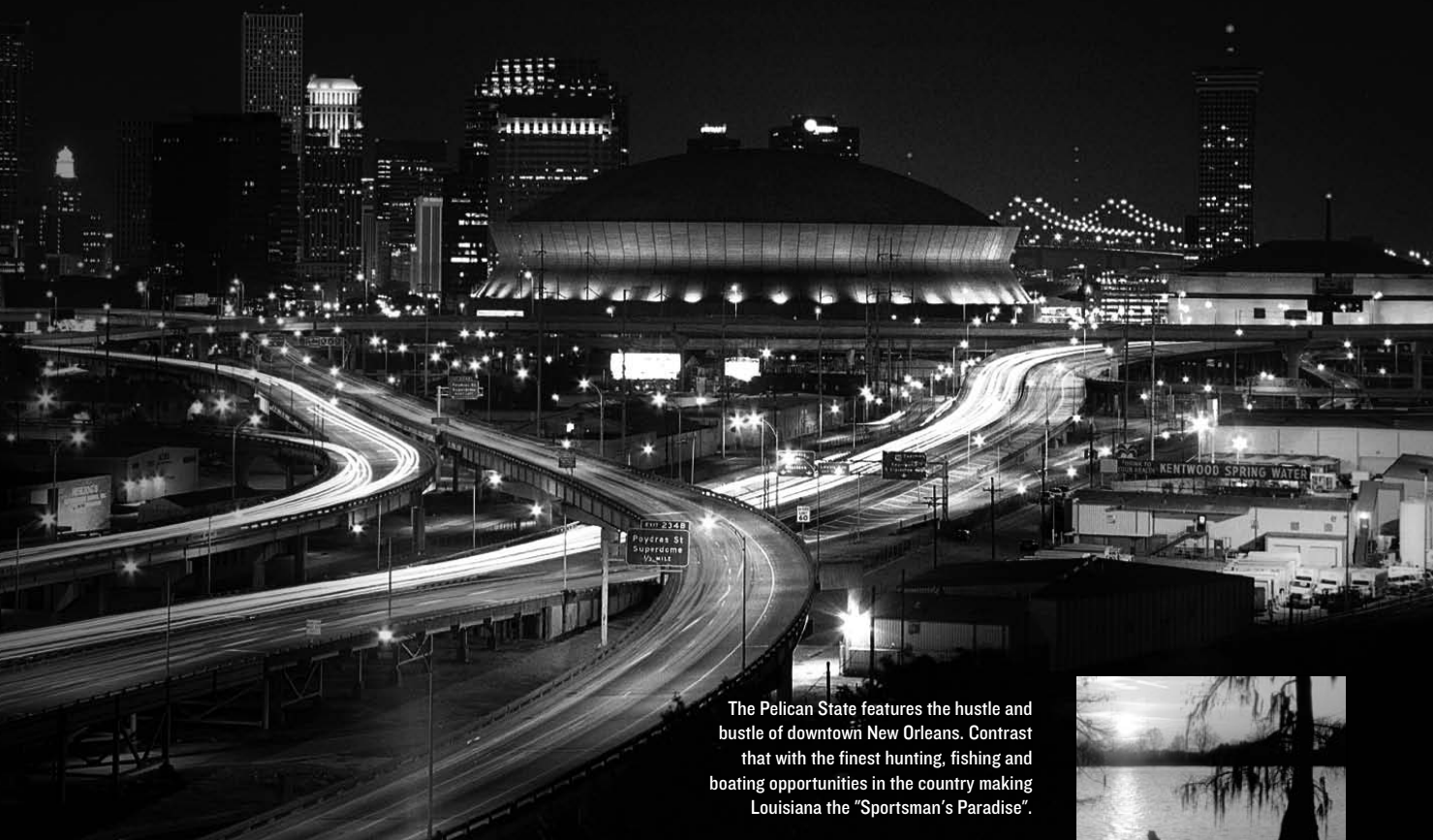
Hospitality and comfort are a Southern tradition practiced to perfection around Baton Rouge. Minutes from the city, ancient moss-draped oaks, fragrant honeysuckle, formal gardens and the finest examples of Southern architecture await. Combine this with the excitement of the mighty Mississippi River, Cajun music and a gourmet meal that is topped with freshly brewed cafe-au-lait at one of Baton Rouge's fine restaurants. So what does the future hold? Baton Rouge is now one of the fastest growing cities in the South -- a bustling Metropolis of cutting edge technology companies, high-powered law firms and forward thinking city leaders who passionately support the arts and promote the local economy. Old Man River just got an upgrade. Yes, this is one city that's rolling on the river.

Proximity

Baton Rouge is just an hour away from the French Quarter in New Orleans and even closer to the million-acre Atchafalaya Swamp, which is called one of the biggest fishing ponds in the country.



Courtesy Baton Rouge Visitors & Conventions Bureau



The Pelican State features the hustle and bustle of downtown New Orleans. Contrast that with the finest hunting, fishing and boating opportunities in the country making Louisiana the "Sportsman's Paradise".



Louisiana

THE PELICAN STATE



Louisiana, one of America's most culturally and geographically diverse states, is located in the heart of the Deep South. Adjacent to the Gulf of Mexico and dotted with hundreds of lakes and bayous, Louisiana is home to all types of terrain from swamps and marshes to lush forests and gentle hills.

◀ Unique Culture

Louisiana is home to Mardi Gras, a two-week party that includes more than 60 parades and millions of visitors from around the world. All year long New Orleans Jazz, Creole culture, stately riverboats and some of the finest cuisine in the world is mixed into the diverse and renowned culture of Louisiana.

Cuisine ▶

Foods like boiled crawfish, jambalaya, shrimp etouffee and gumbo make the Cajun and Creole cuisine of Louisiana the envy of the nation.





Shaquille O'Neal

Four-time NBA champion, including the 2006 title with Miami, Shaquille O'Neal, the 2000 NBA MVP, joined the long list of prominent LSU alumni when he earned his degree in general studies in December 2000.



Seimone Augustus

Received her degree in 2005 after just three years at LSU and while earning NCAA Women's Basketball National Player of the Year honors twice. The first pick of the 2006 WNBA draft by the Minnesota Lynx.



Prominent LSU ALUMNI



Eduardo Aguirre, Jr.

Named the first Director of U.S. Citizenship and Immigration Services (USCIS) for the Department of Homeland Security in 2003, Aguirre, Jr., was appointed the U.S. Ambassador to Spain in 2005.



Dr. James Andrews

A world-renowned orthopedic surgeon, Andrews is a 1963 graduate of LSU and a 1967 graduate of LSU Medical School. While at LSU, Andrews won the SEC indoor and outdoor titles in the pole vault.



Lod Cook

Graduated from LSU with a bachelor's degree in Mathematics in 1955 and then earned his Master's degree in Petro Engineering in 1955. Cook served as CEO of ARCO for nine years.



Kevin Faulk

Excelled in both the classroom and on the playing field as he graduated in just three years. Faulk is currently a member of the three-time Super Bowl Champion New England Patriots.



Carlos Roberto Flores

The president of Honduras from 1997-2001, Flores helped the nation recover after Hurricane Mitch devastated the country in 1998. Flores is married to the former Mary Carol Flake, also an alumnus of LSU.



Jim Flores

Graduated with two LSU bachelors of science degrees; one in Corporate Finance in 1981 and the second in Petroleum Land Management in 1982. Flores is currently Chairman, President and CEO of Plains Exploration & Production Company.

LSU's enrollment is nearly 30,000 students, including more than 1,600 international students and nearly 5,000 graduate students.

Dr. Larry O. Arthur - AIDS researcher.

John Ed Bradley - Sports Illustrated writer and novelist.

John Breaux - U.S. Senator (1987-2005) and U.S. Congressman (1972-86) from Louisiana.

Wil Calhoun - Executive Producer of television sitcom "Friends".

Cassandra Chandler - One of the Federal Bureau of Investigation's highest ranking African-American women as special agent in charge of the Norfolk Field office.

"Lightning Joe" Lawton Collins - Chief of Staff for President Harry Truman.

Bill Conti - Oscar-winning composer who has written theme music for several well-known movies, including "Rocky" and its sequels.

Eric Arturo Delvalle - President of Panama (1985-1988).

A. Wright Elliott - Retired executive vice president, Chase Manhattan Bank.

Graves Erskine - U.S. Marine Corps General in WWII.

Maxime A. Faget - Designed Mercury and Gemini spacecrafts.

Mary Carol Flake Flores - Former first lady of Honduras.

Murphy "Mike" Foster, Jr. - Former governor of Louisiana (1996-2004).

Kevin Griffin - Lead singer of the platinum-selling rock band "Better than Ezra"

Paul Groves - Award-winning tenor with the Metropolitan Opera

Rufus William (Bill) Harp - Television set decorator for series including "L.A. Law" and "Moonlighting"

Pat Hewlett - CIO of Exxon Mobil.

Walter Hitesman - Former president, Reader's Digest.

Hubert Humphrey - U.S. vice president (1965-69).

W. Vernon Jones - Senior Scientist for Suborbital Research, NASA headquarters.

Delos "Kip" Knight - Vice president of marketing and brand management for eBay international.

Russell Long - U.S. Senator from Louisiana (1948-87).

Ray Marshall - Secretary of Labor under President Jimmy Carter.

James E. Maurin - Founding partner and CEO of Stirling Properties, a national real estate services firm.

Grover Murray - Former president of Texas Tech University.

Jake Lee Netterville - Chairman of the board of Postlethwaite and Netterville, the largest Louisiana-based public accounting firm.

Edwin Newman - Longtime NBC News journalist and author.

Carolyn Bennett Patterson - Former senior editor, National Geographic.

J. Howard Rambin - Former CEO and Chairman of the Board, Texaco.

Rex Reed - Drama critic, syndicated columnist.



Kenneth Brown

A 1995 graduate of LSU and the host of Home and Garden Television's (HGTV) show "redesign", Brown credits much of his success to LSU's interior design program, which is ranked among the top 10 nationally. Brown's show completed its first season in 2005, and HGTV plans to air 65 more episodes.

Maj. Gen. Thomas Rhame - Led 1st Infantry Division against Iraq during Persian Gulf War.

Thomas O. Ryder - Chairman of the Board, The Reader's Digest Association.

Frances Seghers - Senior VP of Sony Entertainment European Community Affairs, which includes Sony Music, Sony Pictures and Sony Playstation.

Dolores Spikes - Former President of the Southern University System and the University of Maryland-Eastern Shore.

Ray Strother - Author, political consultant.

David Suarez - Co-owner of Atlantic Company of America, Inc., which performed the historic restoration of the Washington Monument, the Smithsonian's Air and Space Museum and the main U.S. Treasury Building.

Rebecca Wells - Author of the novel and film "Devine Secrets of the Ya-Ya Sisterhood."



Reinosuke Hara

Researched at LSU in the 1950s and then later received an honorary Doctorate of Science degree from LSU in 1992. Former President and CEO of Seiko Instruments.



Mary L. Landrieu

Became the first woman from Louisiana elected to a full term in the United States Senate in 1997.



Harry J. Longwell

Graduated from LSU in 1963 with a Bachelor's degree in petroleum engineering and retired in 2004 as the Executive Vice President and Director of of ExxonMobil.



Eddie J. Jones

Former President of the NFL's Miami Dolphins franchise, the 37-year veteran of the NFL is currently a Trustee of the Bert Bell/Pete Rozelle Retirement and Disability Plan.



Marty Sixkiller

Senior Technical Director for PDI/DreamWorks' movies "Antz," "Shrek," "Shrek 2," "Shrek the Third," "Madagascar" and "Over the Hedge".



James Carville

Received both a Bachelor's degree and Law degree from LSU. Carville gained fame in the 1990s as the chief campaign strategist for Bill Clinton and Al Gore. Carville also penned a best-selling memoir titled "All's Fair: Love, War and Running for President".

INTRO

THIS IS LSU

PREVIEW

TIGERS

COACHES

REVIEW

HISTORY

RECORDS

LSU

LSU GREATS

The five individuals on this page are the only men to have had their jerseys retired by LSU. Basketball has retired the No. 23 for Pete Maravich, No. 50 for Bob Pettit, Jr., and No. 33 for Shaquille O'Neal. Football's only retired jersey is the No. 20 worn by Billy Cannon, while baseball retired the No. 15 in honor of longtime coach and current athletics director Skip Bertman.



50

Bob Pettit


Led LSU to its first NCAA Final Four in 1953 and he later became the first player in NBA history to exceed the 20,000-plus point barrier. Pettit is a member of the NBA Hall of Fame and in 1997 he was named as one of the top 50 players in NBA history.



20

Billy Cannon

One of the true legends of college football in the South, Cannon was the 1959 Heisman Trophy winner and helped the Tigers to the 1958 national title. Cannon's most memorable performance came in 1959 against Ole Miss when No. 1 LSU trailed No. 3 Ole Miss 3-0 in the fourth quarter. He fielded a punt, broke seven tackles and returned it 89 yards for the 7-3 victory. He went on to a successful 11-year professional career.



23

Pete Maravich

"Pistol Pete," Maravich still holds the NCAA record for career points with 3,667 and for career scoring average with 44.2 points a game. He was selected the National Player of the Year in 1970 after leading the Tigers to the NIT Final Four. He scored 50+ points an amazing 28 times. He went on to a 10-year professional career and was selected as one of the NBA's 50 greatest players in 1997.



33

Shaquille O'Neal

Was the first pick in the 1992 NBA Draft. He was named MVP of the league in 2000 and was a three-time NBA Finals MVP after leading the Los Angeles Lakers to three World Championships. At LSU, O'Neal averaged 21.6 points and 13.6 rebounds for his career, and in 1991, he was named the World's Amateur Athlete of the Year as well as SEC Athlete of the Year and National Player of the Year. In 1997, he was named as one of the top 50 players in NBA history.



15

Skip Bertman

A legend in the college baseball ranks, Bertman created a dynasty at LSU, guiding the Tigers to five national titles in a 10-year stretch from 1991-2000. He also skippered the United States to a bronze medal at the 1996 Olympics in Atlanta and was an assistant on the gold medal-winning U.S. squad in Seoul, Korea in 1988. Bertman retired from coaching following the 2001 season and is currently the LSU athletics director. Bertman was inducted into the College Baseball Hall of Fame in 2006.

LSU's Success in each of its 20 sports is evident with this outstanding list of former Tigers.



Seimone Augustus

Augustus was the two-time NCAA National Player of the Year, receiving the Wade Trophy, the Naismith and the Wooden Awards as a junior and a senior. Augustus helped lead the Lady Tigers to three straight Final Fours and was the NCAA Regional MOP three times. She was the No. 1 draft pick in the 2006 WNBA draft.




Nicki Arnstad

The 2002 NCAA floor exercise co-champion, Arnstad became the first LSU gymnast to win a national title. She was a two-time All-American and won the NCAA Central Regional Floor and All-Around Championships.



April Burkholder

The 2006 NCAA beam co-national champion. Finished career with 14 All-America honors and four All-SEC selections. In addition, was named the NCAA Central Region Gymnast of the year twice (2004, 2005), the SEC Gymnast of the Year on two occasions (2004 and 2005) and was also the conference's Freshman of the Year in 2003.



Xavier Carter

Carter won a school record-tying seven NCAA titles on the track and earned a total of 10 All-America honors. He became just the second athlete to win four titles at one national meet, joining Jesse Owens. Holds four individual school records and anchored LSU's 4x400-meter relay teams to two school records.



Walter Davis

A two-time Olympian and World Champion, Davis helped LSU to national titles in 2001 and 2002. The SEC Male Athlete of the Year in 2002, he won six NCAA titles and earned a school-record nine All-America honors.



Meredith Duncan

The nation's top collegiate golfer in 2002, Duncan left LSU as the school's best female golfer. She earned first-team All-America honors as a senior in 2002 and won the United States Women's Amateur Championship in 2001.




Temeka Johnson

The 2004-05 Lieberman Award winner as the nation's top point guard, Johnson led the Lady Tigers to back-to-back NCAA Final Fours, the 2004-05 SEC regular season title and the 2003 tournament title, and was the SEC's all-time assist leader, finishing her career fifth in NCAA history with 945.



Esther Jones

A 21-time All-American while a LSU, Jones won a gold medal as a member of the United States' 4x100-meter relay team at the 1992 Olympic Games in Barcelona.




Muna Lee

The most decorated track and field athlete in school history, Lee won 20 All-America awards and a school record seven national titles while helping the Lady Tigers to five NCAA team championships during her time at LSU. A 2004 Olympian, she finished seventh in the 200 meters at the Summer Games in Athens, Greece.



Ben McDonald

Named the Golden Spikes National Player of the Year in 1989 and he was later the first player chosen in the Major League Baseball Draft by the Baltimore Orioles.



David Toms

The two-time SEC Player of the Year, Toms has gone on to a successful career on the PGA Tour. Among his PGA Tour victories was a thrilling win at the PGA Championship in August of 2001.



Todd Walker

Capped his LSU career as the SEC's all-time leader in hits, runs, RBIs, and total bases. Walker, who is a member of the All-Time College World Series Team, led LSU to the national title in 1993.

INTRO

THIS IS LSU

PREVIEW

TIGERS

COACHES

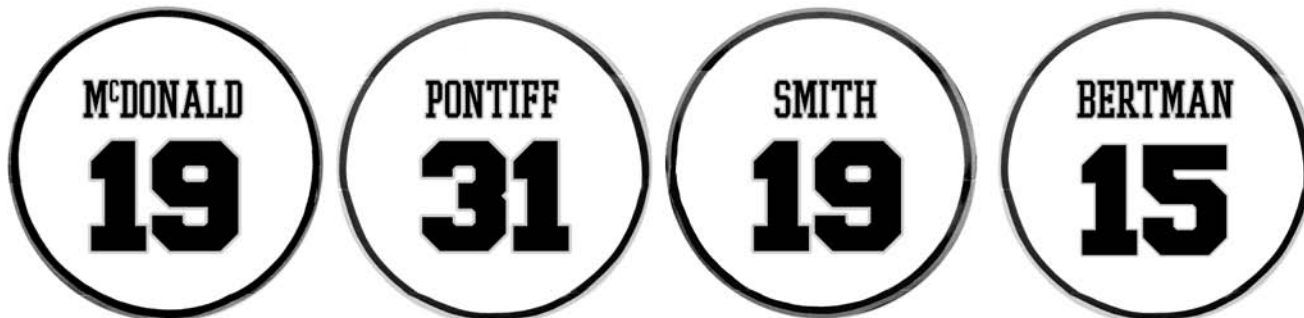
REVIEW

HISTORY

RECORDS

LSU

WALL OF HONOR



Four of the finest men to wear an LSU baseball uniform - third baseman Wally Pontiff, pitcher Robbie Smith, pitcher Ben McDonald and head coach Skip Bertman - are recognized on LSU's Wall of Honor, the center field wall of Alex Box Stadium. Their jersey numbers have been painted on the wall as permanent tributes to individuals who brought esteem to the university through their exploits on the field and through their accomplishments as vital citizens. Pontiff and Smith have been honored posthumously.



Ben McDonald, the 1989 Golden Spikes Award winner, still holds the LSU career strike out mark with 373.



Robbie Smith served as team captain of the 1985 LSU squad that won the SEC Western Division title.

19 Ben McDonald

McDonald, a 6-7 right-hander from Denham Springs, La., capped a magnificent 1989 season by receiving the Golden Spikes Award, given by the United States Baseball Federation to the nation's most outstanding amateur player. McDonald, who was also named National Player of the Year by *Baseball America*, *The Sporting News* and *Collegiate Baseball*, was the first player chosen in the free-agent amateur draft and made his major league debut with the Baltimore Orioles in September, 1989.

McDonald, who set an LSU career mark with 373 Ks, established Southeastern Conference standards for single-season strikeouts (202), innings pitched (152.1) and consecutive scoreless innings (44.2). A two-time All-American and a 1988 Olympic gold medalist, he finished his LSU career with a 29-14 record and a 3.24 ERA.

McDonald, who enjoyed an excellent 10-year major league career with the Orioles and Milwaukee Brewers, also lettered as an LSU basketball player. He was a member of the 1986-87 Tiger hoops squad which advanced to the Elite Eight of the NCAA Tournament.

McDonald has volunteered his time to several philanthropic endeavors, including Special Olympics, Sojourner Truth House (prevention of domestic violence) and Child Abuse Prevention. He has also made significant financial contributions during his professional career to the LSU Scholarship Fund.

19 Robbie Smith

Smith, a trooper for the Florida Highway Patrol, was killed in Miami in July 1997, when a man slammed his car into the back of Smith's parked police cruiser. The 34-year-old Smith, was trapped inside his car, which exploded on impact on Interstate 95.

Smith, a four-year veteran of the Florida Highway Patrol, had served with the Tri-County DUI Task Force for the 18 months prior to his death. The federally funded program allows nine state troopers from Dade, Broward and Palm Beach counties to stop drunk drivers and bring them to jail. For four years, Smith had been a member of the "One Hundred Club," a group of troopers recognized by the Florida Highway Patrol and Mothers Against Drunk Driving for having arrested more than 100 drunk drivers annually.

Smith came to the LSU baseball program in the fall of 1983 as a transfer from Miami Dade South Junior College. He pitched for head coach Skip Bertman's first two LSU teams in 1984 and 1985, serving as the '85 team captain. Smith earned 1985 all-Southeastern Conference honors, posting a 6-1 record and a 3.83 ERA in 80 innings of work. He recorded 71 strikeouts and 35 walks in helping the '85 Tigers win the SEC Western Division and advance to an NCAA regional for the first time in 10 years.

Smith pitched in the Minnesota Twins organization from 1985 to 1989, and he earned his bachelor's degree from LSU in 1989.

Smith is survived by his wife Lisa; their twins, Todd Michael and Taylor Marie; his parents David and Brenda Smith; and his brother Danny Smith, a former Florida Highway Patrol trooper. Danny Smith pitched at the University of Miami when Bertman worked as an assistant coach there.

31 Wally Pontiff

Pontiff died on July 24, 2002, in his parents' Metairie, La., home due to heart abnormalities.

A three-year letterman, the 21-year-old star was the designated hitter on LSU's 2000 NCAA championship team, and he was the Tigers' starting third baseman in 2001 and 2002. A biological sciences major with a 3.25 gpa, Pontiff was named to the 2002 District VI Academic all-America team, and he was a two-time of the Southeastern Conference Academic Honor Roll.

Pontiff was selected by the Oakland Athletics in the 21st round of the 2002 major league baseball draft. Prior to his death, he was considering a decision to either sign with the Athletics or return to LSU for his senior season.

As a freshman, Pontiff helped lead the Tigers to the 2000 national title, batting .347 with 20 doubles, seven homers and 45 RBI. He was voted the Most Outstanding Player of the 2000 SEC Tournament, and he was named an honorable mention Freshman all-American by *Collegiate Baseball* magazine.

Pontiff also hit .347 in 2001 with nine doubles, seven homers and 58 RBI. He earned first-team all-SEC recognition, and he was voted to the NCAA Baton Rouge Regional all-tournament team. The Tigers reached the NCAA Super Regional round and completed the season ranked No. 9 in the country.

He batted .339 in 2002 with 20 doubles, six homers and 46 RBI, earning second-team all-SEC honors as the Tigers advanced to an NCAA Super Regional and finished No. 11 in the nation.

Pontiff completed the 2002 season on the LSU career Top 10 lists in three offensive categories -- hits (9th, 254), doubles (tied for 7th, 49) and batting average (10th, .344).

Prior to beginning his collegiate career, he was an honor roll student and all-state baseball player at Jesuit High School in New Orleans.

Pontiff is survived by his father Wally, Sr.; his mother, Terry; a younger sister, Haley; and a younger brother, Nicholas.



Skip Bertman presents Ben McDonald with a plaque commemorating his spectacular LSU career.



Skip Bertman joins the family of the late Robbie Smith in a 1999 pre-game ceremony honoring Robbie's achievements.



The Wally Pontiff Jr. Foundation donated \$10,000 to LSU Athletics in the fall of 2005. Wally Pontiff Sr. (right) presented the check to LSU Athletics Director Skip Bertman.

15 Skip Bertman

Bertman's #15 jersey was formally retired after his final regular-season appearance in Alex Box Stadium on May 13, 2001 versus Auburn. A legend in the college baseball ranks, Bertman created a dynasty at LSU, guiding the Tigers to five national titles in a 10-year stretch from 1991-2000. He also skippered the United States to a bronze medal at the 1996 Olympics in Atlanta and was an assistant on the gold medal-winning U.S. squad in Seoul, Korea in 1988. Bertman retired from coaching following the 2001 season and is currently the LSU athletic director. For a summary of Bertman's fabulous 18-year LSU coaching career, please see Pages 112-115.

INTRO

THIS IS LSU

PREVIEW

TIGERS

COACHES

REVIEW

HISTORY

RECORDS

LSU

**Allen Smith****Mike Miley****Ben McDonald****Wes Grisham****Lloyd Peever****Todd Walker****Brett Laxton****Russ Johnson****Scott Schultz****Allen Smith** | LHP • Maysville, Ky.

1961 First-Team All-American

Smith's LSU Career Statistics

YEAR	W-L	ERA	IP	H	R	ER	BB	SO
1960	5-5	2.31	70.1	55	27	18	21	46
1961	10-2	1.34	88.0	53	18	13	25	75
1962	7-2	1.93	79.0	59	30	17	27	54
TOTAL	22-9	1.82	237.1	167	75	48	73	175

Mike Miley | INF • Metairie, La.

1974 First-Team All-American

Miley's LSU Career Statistics

YEAR	G	AB	R	H	AVG.	2B	3B	HR	RBI	BB	SO	SB
1972	39	120	27	40	.333	7	1	8	31	22	16	3
1973	31	99	22	27	.273	4	2	2	11	21	28	3
1974	35	102	19	28	.275	6	4	3	16	24	13	5
TOTAL	105	321	68	95	.280	17	7	13	58	67	57	11

Ben McDonald | RHP • Denham Springs, La.

1988 & 1989 First-Team All-American • 1989 Golden Spikes Award Recipient

McDonald's LSU Career Statistics

YEAR	G-GS	W-L	ERA	SV	CG	SHO	IP	H	R	ER	BB	SO
1987	14-4	2-3	4.06	1	0	0	37.2	43	19	17	4	27
1988	22-14	13-7	2.65	1	10	0	118.2	96	46	35	27	144
1989	26-21	14-4	3.49	4	8	3	152.1	124	68	59	40	202
TOTAL	62-39	29-14	3.24	6	18	3	308.2	263	133	111	71	373

Wes Grisham | OF • Norman, Okla.

1990 First-Team All-American

Grisham's LSU Career Statistics

YEAR	G	AB	R	H	AVG.	2B	3B	HR	RBI	BB	SO	SB
1989	72	291	68	106	.364	26	6	19	85	31	44	11
1990	73	278	65	100	.360	18	4	11	72	34	41	5
TOTAL	145	569	133	206	.362	44	10	30	157	65	85	16

Lloyd Peever | RHP • Stonewall, Okla.

1992 First-Team All-American • 1992 Collegiate Baseball National Player of the Year

Peever's LSU Career Statistics

YEAR	G-GS	W-L	ERA	SV	CG	SHO	IP	H	R	ER	BB	SO
1992	17-15	14-0	1.98	0	3	1	104.2	67	25	23	20	116

Todd Walker | 2B • Bossier City, La.

1993 & 1994 First-Team All-American • 1993 College World Series Most Outstanding Player

1992 National Freshman of the Year • All-Time College World Series Team

Walker's LSU Career Statistics

YEAR	AB	R	H	RBI	AVG.	2B	3B	HR	TB	SPCT.	BB	SO	SB
1992	250	72	100	76	.400	21	3	12	163	.652	38	28	18
1993	276	85	109	102	.395	17	11	22	214	.775	49	35	14
1994	257	77	101	68	.393	23	1	18	180	.700	52	28	19
TOTAL	783	234	310	246	.396	61	15	52	557	.711	139	91	51

Brett Laxton | RHP • Audubon, N.J.

1993 First-Team All-American • 1993 National Freshman of the Year

Laxton's LSU Career Statistics

YEAR	G-GS	W-L	ERA	SV	CG	SHO	IP	H	R	ER	BB	SO
1993	19-17	12-1	1.98	0	5	1	109	67	32	24	47	98
1994	14-14	4-5	4.36	0	1	0	66	63	46	32	38	54
1995	13-13	4-4	4.37	0	0	0	68	65	44	33	42	65
1996	14-12	8-2	3.54	0	0	0	56	50	29	22	28	55
TOTAL	60-56	28-12	3.34	0	6	1	299	245	151	111	155	272

Russ Johnson | SS • Denham Springs, La.

1994 First-Team All-American • 1994 SEC Player of the Year

Johnson's LSU Career Statistics

YEAR	G	AB	R	H	AVG.	2B	3B	HR	RBI	BB	SO	SB
1992	63	240	61	81	.338	16	3	7	49	29	35	16
1993	71	259	83	92	.355	18	3	8	58	67	24	19
1994	66	234	72	96	.410	26	4	17	74	67	25	26
TOTAL	200	733	216	269	.367	60	10	32	181	163	84	61

Scott Schultz | RHP • Sterling, Va.

1995 First-Team All-American

Schultz' LSU Career Statistics

YEAR	G-GS	W-L	ERA	SV	CG	SHO	IP	H	R	ER	BB	SO
1992	21-10	8-3	2.90	0	3	1	93.1	80	32	31	29	76
1993	23-12	7-3	4.91	3	0	0	66.0	76	43	36	33	52
1994	19-17	12-2	3.26	1	4	1	118.2	112	60	43	29	131
1995	16-15	11-4	3.46	0	6	0	117.0	97	49	45	27	150
TOTAL	79-54	38-12	3.51	4	13	2	398.0	365	184	155	118	409



Eddie Yarnall



Eddy Furniss



Patrick Coogan



Brandon Larson



Brad Cresse



Kurt Ainsworth



Aaron Hill



Jon Zeringue



Ryan Patterson

Eddie Yarnall | LHP • Coral Springs, Fla.

1996 First-Team All-American

Yarnall's LSU Career Statistics

YEAR	G-GS	W-L	ERA	SV	CG	SHO	IP	H	R	ER	BB	SO
1994	5-5	0-0	10.95	0	0	0	12.1	12	16	15	10	17
1995	16-10	5-0	3.45	0	1	0	60	46	29	23	36	87
1996	19-17	11-1	2.38	0	3	0	124.2	89	37	33	52	156
TOTAL	40-32	16-1	3.24	0	4	0	197	147	82	71	98	260

Eddy Furniss | IB • Nacogdoches, Texas

1996 & 1998 First-Team All-American • 1998 Dick Howser Award Recipient

1996 SEC Player of the Year

Furniss' LSU Career Statistics

YEAR	AVG.	G	AB	R	H	2B	3B	HR	RBI	BB	SO	SB-A
1995	.326	62	215	30	70	14	1	9	52	15	44	2-2
1996	.374	66	238	69	89	21	1	26	103	46	43	1-2
1997	.378	70	259	77	98	25	0	17	77	58	56	0-3
1998	.403	67	236	85	95	27	3	28	76	72	40	0-3
TOTAL	.371	265	948	261	352	87	5	80	308	191	183	3-10

Patrick Coogan | RHP • Baton Rouge, La.

1997 First-Team All-American

Coogan's LSU Career Statistics

YEAR	G-GS	W-L	ERA	SV	CG	SHO	IP	H	R	ER	BB	SO
1995	8-2	2-0	3.72	0	0	0	19.1	15	9	8	3	27
1996	26-10	6-0	4.13	1	0	0	80.2	88	48	37	28	95
1997	25-17	14-3	4.46	3	3	0	125	114	69	62	36	144
TOTAL	59-29	22-3	4.28	4	3	0	225	217	126	107	67	266

Brandon Larson | SS • San Antonio, Texas

1997 First-Team All-American

1997 College World Series Most Outstanding Player

Larson's LSU Career Statistics

YEAR	G	AB	R	H	AVG.	2B	3B	HR	RBI	BB	SO	SB
1997	69	289	82	110	.381	16	2	40	118	21	57	9

Brad Cresse | C • Seal Beach, Calif.

1998 & 2000 First-Team All-American • 2000 Johnny Bench Award Recipient

Cresse's LSU Career Statistics

YEAR	G	AB	R	H	AVG.	2B	3B	HR	RBI	BB	SO	SB
1997	45	122	25	27	.221	4	0	9	22	9	49	0
1998	63	232	55	75	.323	13	0	29	90	32	66	0
1999	59	215	52	65	.302	11	0	10	39	26	47	2
2000	69	273	73	106	.388	21	0	30	106	39	51	1
TOTAL	236	842	205	273	.324	49	0	78	257	106	213	3

Kurt Ainsworth | RHP • Baton Rouge, La.

1999 First-Team All-American • 2000 Olympic Gold Medalist

Ainsworth's LSU Career Statistics

YEAR	G-GS	W-L	ERA	SV	CG	SHO	IP	H	R	ER	BB	SO
1998	6-0	0-0	4.50	0	0	0	8.0	10	5	4	7	14
1999	22-19	13-6	3.45	1	5	2	130.1	114	65	50	48	157
TOTAL	28-19	13-6	3.51	1	5	2	138.1	124	70	54	55	171

Aaron Hill | SS - Visalia, Calif.

2003 First-Team All-American • 2003 SEC Player of the Year

Hill's LSU Career Statistics

YEAR	G-GS	AB	R	H	AVG.	2B	3B	HR	RBI	BB	SO	SB-SBA
2001	46-34	134	27	40	.299	5	1	5	36	15	17	6-7
2002	56-34	222	46	73	.329	18	2	9	47	20	20	10-11
2003	68-68	265	68	95	.358	27	4	9	67	47	21	9-11
TOTAL	170-156	621	141	208	.335	50	7	23	150	82	58	25-29

Jon Zeringue | RF • Thibodaux, La.

2004 First-Team All-American • 2004 SEC Co-Player of the Year

Zeringue's LSU Career Statistics

YEAR	G-GS	AB	R	H	AVG.	2B	3B	HR	RBI	BB	SO	SB-SBA
2002	36-30	98	10	24	.245	5	0	2	8	6	21	1-1
2003	60-59	227	50	77	.339	15	0	13	45	21	56	6-10
2004	65-65	255	56	98	.384	19	2	12	57	26	37	3-5
TOTAL	161-154	580	116	199	.343	39	2	27	110	53	114	10-16

Ryan Patterson | OF • Rowlett, Texas

2005 First-Team All-American • 2003 & 2005 First-Team All-SEC

Patterson's LSU Career Statistics

YEAR	G-GS	AB	R	H	AVG.	2B	3B	HR	RBI	BB	SO	SB-SBA
2003	64-63	263	59	92	.350	20	1	16	51	14	39	3-7
2004	65-65	293	70	100	.341	23	2	14	67	15	46	6-7
2005	61-61	249	74	92	.369	23	2	20	56	30	28	7-8
Total	190-189	805	203	284	.353	66	5	50	174	59	113	16-22

MAJOR LEAGUE TIGERS

INTRO

THIS IS LSU

PREVIEW

TIGERS

COACHES

REVIEW

HISTORY

RECORDS

LSU



Paul Byrd

Former LSU pitcher Paul Byrd has had 97 career wins during his 12 seasons in the Major League Baseball.



Fifty-five former LSU players have reached the major leagues, including 41 Tigers since 1985. LSU has had at least one former player make his MLB debut in each of the past 17 seasons (1991-2007). Pictured on page 49 are some of the former LSU players that have reached the big leagues.




Randy Keisler



Todd Walker



Brad Hawpe

**Kurt Ainsworth****Sean Barker****Albert Belle****Paul Byrd****Roy Corcoran****Mike Fontenot****Rick Greene****Mark Guthrie****Brad Hawpe****Aaron Hill****Trey Hodges****Russ Johnson****Ryan Jorgensen****Randy Keisler****Brandon Larson****Brett Laxton****Curtis Leskanic****Todd Linden****Barry Manuel****Ben McDonald****Warren Morris****Lyle Mouton****John O'Donoghue****Chad Ogea****Keith Osik****Clay Parker****Jeff Reboulet****Armando Rios****Billy Sadler****Andy Sheets****Mike Sirotko****Russ Springer****Brian Tallet****Ryan Theriot****Jack Voigt****Todd Walker****Brian Wilson****Eddie Yarnall****Shane Youman**

INTRO

THIS IS LSU

PREVIEW

TIGERS

COACHES

REVIEW

HISTORY

RECORDS

LSU

Below is a complete listing of Tigers in the Major Leagues, spanning every era of LSU's 115-year baseball history.

Joe Bill Adcock, OF

Coushatta, La.
LSU: 1947

PLAYER

Cincinnati Reds: 1950-52
Milwaukee Braves: 1953-62
Cleveland Indians: 1963
Los Angeles/California Angels: 1964-66

MANAGER

Cleveland Indians: 1967

Kurt Ainsworth, RHP

Baton Rouge, La.
LSU: 1997-99
San Francisco Giants: 2001-03
Baltimore Orioles: 2003-04

A.W. Baird, INF

Cleburne, Texas
LSU: 1916
New York Giants: 1917, 1919

Sean Barker, OF

Bakersfield, Calif.
LSU: 2001-02
Colorado Rockies: 2007

Albert Belle, OF

Shreveport, La.
LSU: 1985-87
Cleveland Indians: 1989-96
Chicago White Sox: 1997-98
Baltimore Orioles: 1999-2000

Buddy Blair, 3B

Columbia, Miss.
LSU: 1933-34, 1936
Philadelphia Athletics: 1942

Jim Bowie, IB

Fairfield, Calif.
LSU: 1986
Oakland Athletics: 1994-95

Paul Byrd, RHP

Louisville, Ky.
LSU: 1989-91
New York Mets: 1995-96
Atlanta Braves: 1997-98
Philadelphia Phillies: 1998-2001
Kansas City Royals: 2001-02
Atlanta Braves: 2003-04
Los Angeles Angels: 2005
Cleveland Indians: 2006-07

Roy Corcoran, RHP

Slaughter, La.
LSU: 2001
Montreal Expos: 2003-04
Washington Nationals: 2006

Walker Cress, P

Ben Hur, Va.
LSU: 1938-39
Cincinnati Reds: 1948-49

Alvin Dark, INF/OF/P

Comanche, Okla.
LSU: 1943
PLAYER
Boston Braves: 1946, 1948-49
New York Giants: 1950-56
St. Louis Cardinals: 1956-58
Chicago Cubs: 1958-59
Philadelphia Phillies: 1960
Milwaukee Braves: 1960
MANAGER
San Francisco Giants: 1961-64
Kansas City Athletics: 1966-67
Cleveland Indians: 1968-71
Oakland Athletics: 1974-75
San Diego Padres: 1977

John Fetzer, P

Baton Rouge, La.
LSU: 1944
Boston Braves: 1948

Mike Fontenot, INF

Slidell, La.
LSU: 2000-01
Chicago Cubs: 2005, 2007

Mark Freeman, P

Memphis, Tenn.
LSU: 1949-51
Kansas City Athletics: 1959
New York Yankees: 1959
Chicago Cubs: 1960

Rick Greene, RHP

Miami, Fla.
LSU: 1990-92
Cincinnati Reds: 1999
Minnesota Twins: 2000

Mark Guthrie, LHP

Venice, Fla.
LSU: 1984-87
Minnesota Twins: 1989-95
Los Angeles Dodgers: 1995-98
Boston Red Sox: 1999
Chicago Cubs: 1999-2000
Tampa Bay Devil Rays: 2000
Toronto Blue Jays: 2000
Oakland Athletics: 2001
New York Mets: 2002
Chicago Cubs: 2003

Brad Hawpe, OF

Fort Worth, Texas
LSU: 1999-2000
Colorado Rockies: 2004-07

Eric Hetzel, RHP

Crowley, La.
LSU: 1985
Boston Red Sox: 1989-90
Baltimore Orioles: 1991

Aaron Hill, INF

Visalia, Calif.
LSU: 2001-03
Toronto Blue Jays: 2006-07

Trey Hodges, RHP

Spring, Texas
LSU: 1999-2000
Atlanta Braves: 2002-03

Roland B. Howell, P

Napoleonville, La.
LSU: 1910-12
St. Louis Cardinals: 1912

Russ Johnson, SS

Denham Springs, La.
LSU: 1992-94
Houston Astros: 1997-2000
Tampa Bay Devil Rays: 2000-02
New York Yankees: 2005

Ryan Jorgensen, C

Kingwood, Texas
LSU: 2000
Florida Marlins: 2005
Cincinnati Reds: 2007

Randy Keisler, LHP

Richards, Texas
LSU: 1998
New York Yankees: 2000-01
San Diego Padres: 2003
Cincinnati Reds: 2005
Oakland Athletics: 2006
St. Louis Cardinals: 2007

Brandon Larson, INF

San Antonio, Texas
LSU: 1997
Cincinnati Reds: 2001-04

Brett Laxton, RHP

Audubon, N.J.
LSU: 1993-96
Oakland Athletics: 1999
Kansas City Royals: 2000

Curtis Leskanic, RHP

Munhall, Pa.
LSU: 1988-89
Colorado Rockies: 1993-99
Milwaukee Brewers: 2000-03
Kansas City Royals: 2003-04
Boston Red Sox: 2004

Todd Linden, OF

Bremerton, Wash.
LSU: 2001
San Francisco Giants: 2003-07
Florida Marlins: 2007

Dave Madison, P

Brooksville, Miss.
LSU: 1941, 1943
New York Giants: 1950
St. Louis Cardinals: 1952
Detroit Tigers: 1952-53

Barry Manuel, RHP

Mamou, La.
LSU: 1985-87
Texas Rangers: 1991-93
Baltimore Orioles: 1994
Montreal Expos: 1995-96
New York Mets: 1997
Arizona Diamondbacks: 1998

Ben McDonald, RHP

Denham Springs, La.
LSU: 1987-89
Baltimore Orioles: 1989-95
Milwaukee Brewers: 1996-97

Mike Miley, SS

Metairie, La.
LSU: 1972-74
California Angels: 1975-76

Joe Moock, 3B

Plaquemine, La.
LSU: 1964
New York Mets: 1967

Warren Morris, INF

Alexandria, La.
LSU: 1993-96
Pittsburgh Pirates: 1999-2001
Minnesota Twins: 2002
Detroit Tigers: 2003

Lyle Mouton, OF

Lafayette, La.
LSU: 1990-91
Chicago White Sox: 1995-97
Baltimore Orioles: 1998
Milwaukee Brewers: 1999-2000
Florida Marlins: 2001

John O'Donoghue, LHP

Elkton, Md.
LSU: 1988-90
Baltimore Orioles: 1993-94
Los Angeles Dodgers: 1994-96

Chad Ogea, RHP

Lake Charles, La.
LSU: 1989-91
Cleveland Indians: 1994-98
Philadelphia Phillies: 1999
Tampa Devil Rays: 1999-2000

Keith Osik, C

Wading River, N.Y.
LSU: 1988-90
Pittsburgh Pirates: 1996-2002
Milwaukee Brewers: 2003
Baltimore Orioles: 2004
Washington Nationals: 2005

Clay Parker, RHP

Grayson, La.
LSU: 1982-85
Seattle Mariners: 1987
New York Yankees: 1988-89
Detroit Tigers: 1990-91
Oakland Athletics: 1991

Jeff Reboulet, INF

Kettering, Ohio
LSU: 1985-86
Minnesota Twins: 1992-96
Baltimore Orioles: 1997-99
Kansas City Royals: 2000
Los Angeles Dodgers: 2001-02
Pittsburgh Pirates: 2003

Armando Rios, OF

Carolina, Puerto Rico
LSU: 1991-93
San Francisco Giants: 1998-2001
Pittsburgh Pirates: 2001-02
Chicago White Sox: 2003

Connie Ryan, INF

New Orleans, La.
LSU: 1941
New York Giants: 1942
Boston Braves: 1943-50
Cincinnati Reds: 1950-51
Philadelphia Phillies: 1952-53
Cincinnati Reds: 1953-54

Billy Sadler, RHP

Pensacola, Fla.
LSU: 2003
San Francisco Giants: 2006

Andy Sheets, INF

St. Amant, La.
LSU: 1991-92
Seattle Mariners: 1996-97
San Diego Padres: 1998
Anaheim Angels: 1999
Boston Red Sox: 2000
Tampa Bay Devil Rays: 2001-02

Mike Sirotka, LHP

Houston, Texas
LSU: 1990-93
Chicago White Sox: 1995-2000

Russ Springer, RHP

Pollock, La.
LSU: 1987-89
New York Yankees: 1992
California Angels: 1993-95
Philadelphia Phillies: 1995-96
Houston Astros: 1997
Arizona Diamondbacks: 1998
Atlanta Braves: 1998-99
Arizona Diamondbacks: 2000-01
St. Louis Cardinals: 2003
Houston Astros: 2004-06
St. Louis Cardinals: 2007

Art Swanson, P

Baton Rouge, La.
LSU: 1954
Pittsburgh Pirates: 1955-57

Brian Tallet, LHP

Bethany, Okla.
LSU: 1998-2000
Cleveland Indians: 2002-05
Toronto Blue Jays: 2006-07

Ryan Theriot, INF

Baton Rouge, La.
LSU: 1999-2001
Chicago Cubs: 2005-07

Jack Voigt, OF

Venice, Fla.
LSU: 1985-87
Baltimore Orioles: 1992-95
Texas Rangers: 1995-96
Milwaukee Brewers: 1997
Texas Rangers: 1998
Oakland Athletics: 1998

Todd Walker, INF

Bossier City, La.
LSU: 1992-94
Minnesota Twins: 1996-2000
Colorado Rockies: 2000-01
Cincinnati Reds: 2001-02
Boston Red Sox: 2003
Chicago Cubs: 2004-06
San Diego Padres: 2006
Oakland Athletics: 2007

Randy Wiles, LHP

New Orleans, La.
LSU: 1970-73
Chicago White Sox: 1977

Brian Wilson, RHP

Londonderry, N.H.
LSU: 2001-03
San Francisco Giants: 2006-07

Eddie Yarnall, LHP

Coral Springs, Fla.
LSU: 1994-96
New York Yankees: 1999-2000
Cincinnati Reds: 2000-01

Shane Youman, LHP

New Iberia, La.
LSU: 1998-2001
Pittsburgh Pirates: 2006-07



Curtis Leskanic



Jim Bowie



Mark Guthrie

Eric Hetzel, RHP

YEAR	A	GS	CG	W	L	ERA	IP	H	R	ER	BB	SO	HB	WP	BK	SHO	SV
1985	23	17	2	10	4	3.77	105	86	53	44	60	99	2	8	1	0	0

Clay Parker, RHP

YEAR	A	GS	CG	W	L	ERA	IP	H	R	ER	BB	SO	HB	WP	BK	SHO	SV
1982	18	9	4	4	4	4.96	65.3	61	50	36	50	42	1	4	-	1	-
1983	13	8	1	0	5	8.20	45	58	48	41	35	40	3	1	-	0	-
1984	21	13	4	7	5	4.04	91.3	95	56	41	30	67	2	6	-	0	-
1985	21	15	4	8	2	4.13	94.3	99	54	43	34	98	5	9	1	1	1
TOTALS	73	45	13	19	16	4.90	296	313	208	161	149	247	11	20	1	2	1

Jeff Reboulet, IF

YEAR	AB	R	H	RBI	AVG.	2B	3B	HR	TB	SPCT.	BB	SO	SB
1985	211	58	65	33	.308	11	2	5	95	.450	46	33	34
1986	254	63	74	38	.291	19	4	2	107	.421	47	29	24
TOTALS	465	121	139	71	.299	30	6	7	202	.434	93	62	58

Albert Belle, OF

YEAR	AB	R	H	RBI	AVG.	2B	3B	HR	TB	SPCT.	BB	SO	SB
1985	150	32	41	40	.273	9	3	7	76	.507	20	35	2
1986	243	63	86	66	.354	13	5	21	172	.708	40	55	17
1987	192	62	67	66	.349	8	3	21	144	.750	49	50	19
TOTALS	585	157	194	172	.332	32	11	49	392	.670	109	140	38

Russ Springer, RHP

YEAR	G-GS	W-L	ERA	SV	CG	SHO	IP	H	R	ER	BB	SO
1987	14-6	3-0	4.43	0	0	0	42.7	33	28	21	28	68
1988	21-15	7-7	2.95	4	4	0	119	98	48	39	73	156
1989	21-14	9-3	3.49	2	1	0	90.3	75	43	35	40	89
TOTALS	56-35	19-10	3.39	6	5	0	252	206	119	95	141	313

Mark Guthrie, LHP

YEAR	G-GS	CG	W-L	ERA	IP	H	R	ER	BB	SO	HB	WP	SHO	SV
1984	10-3	1	3-0	2.00	36	27	15	8	18	46	0	2	0	1
1985	26-8	0	6-8	3.39	77.3	72	37	29	32	76	0	4	0	3
1986	25-22	4	9-2	4.24	123.3	121	70	58	59	122	3	7	1	3
1987	21-14	1	8-4	2.61	82.7	63	38	24	28	69	5	4	0	0
TOTALS	82-47	6	26-14	3.35	319.3	283	160	119	137	313	8	17	1	7

Ben McDonald, RHP

YEAR	G-GS	W-L	ERA	SV	CG	SHO	IP	H	R	ER	BB	SO
1987	14-4	2-3	4.06	1	0	0	37.7	43	19	17	4	27
1988	22-14	13-7	2.65	1	10	0	118.7	96	46	35	27	144
1989	26-21	14-4	3.49	4	8	3	152.3	124	68	59	40	202
TOTALS	62-39	29-14	3.24	6	18	3	308.7	263	133	111	71	373

Barry Manuel, RHP

YEAR	G-GS	W-L	ERA	SV	CG	SHO	IP	H	R	ER	BB	SO
1985	1-0	0-0	0.00	0	0	0	2.0	0	0	0	5	2
1986	41-0	10-3	2.37	9	0	0	72.7	41	23	19	46	91
1987	32-0	5-2	2.83	9	0	0	60.3	39	23	19	43	72
TOTALS	74-0	15-5	2.53	18	0	0	135.0	80	46	38	94	165

Jack Voigt, OF

YEAR	AB	R	H	RBI	AVG.	2B	3B	HR	TB	SPCT.	BB	SO	SB
1985	8	2	2	3	.250	0	0	0	2	.250	1	3	0
1986	128	28	37	32	.289	8	0	9	72	.563	28	28	6
1987	248	63	73	61	.294	12	3	16	139	.560	42	62	12
TOTALS	384	93	112	96	.292	20	3	25	213	.555	71	93	18

Curtis Leskanic, RHP

YEAR	G-GS	W-L	ERA	SV	CG	SHO	IP	H	R	ER	BB	SO
1988	2-0	0-0	0.00	0	0	0	1.3	1	0	0	1	2
1989	29-15	15-2	3.19	3	1	0	115.7	102	54	41	51	120
TOTALS	31-15	15-2	3.15	3	1	0	117.0	103	54	41	52	122

INTRO

THIS IS LSU

PREVIEW

TIGERS

COACHES

REVIEW

HISTORY

RECORDS

LSU

INTRO

THIS IS LSU

PREVIEW

TIGERS

COACHES

REVIEW

HISTORY

RECORDS

LSU



Brian Wilson



Keith Osik



Kurt Ainsworth

John O'Donoghue, LHP

YEAR	G-GS	W-L	ERA	SV	CG	SHO	IP	H	R	ER	BB	SO
1988	10-2	1-0	3.78	3	0	0	16.7	12	13	7	23	21
1989	12-6	3-1	4.99	1	0	0	30.7	34	23	17	27	32
1990	20-18	12-3	2.88	0	2	1	109.3	118	46	35	27	85
TOTALS	42-26	16-4	3.39	4	2	1	156.7	164	82	59	77	138

Chad Ogea, RHP

YEAR	G-GS	W-L	ERA	SV	CG	SHO	IP	H	R	ER	BB	SO
1989	16-2	2-0	2.56	0	0	0	31.7	19	11	9	15	33
1990	23-20	14-2	3.62	0	5	0	131.7	100	64	53	44	123
1991	25-20	14-5	3.08	1	1	0	131.3	117	59	45	48	140
TOTALS	64-42	30-7	3.27	1	6	0	294.7	236	134	107	107	296

Jim Bowie, 1B

YEAR	AB	R	H	RBI	AVG.	2B	3B	HR	TB	SPCT.	BB	SO	SB
1986	244	63	88	62	.361	18	2	16	158	.648	40	28	7

Mike Sirotko, LHP

YEAR	G-GS	W-L	ERA	SV	CG	SHO	IP	H	R	ER	BB	SO
1990	21-1	1-2	3.12	1	0	0	49.0	51	22	17	24	53
1991	31-1	11-0	2.80	1	2	1	99.7	86	41	31	43	96
1992	22-10	6-3	4.48	2	0	0	78.3	77	50	39	26	72
1993	13-16	12-6	1.99	0	10	2	145.0	121	42	32	35	105
TOTALS	97-42	30-11	2.88	4	12	3	372.0	335	155	119	128	326

Lyle Mouton, OF

YEAR	AB	R	H	RBI	AVG.	2B	3B	HR	TB	SPCT.	BB	SO	SB
1990	174	44	61	41	.351	23	6	9	111	.638	33	39	5
1991	249	78	88	62	.355	17	2	13	148	.597	52	44	20
TOTALS	422	122	149	103	.353	40	8	22	259	.614	85	83	25

Paul Byrd, RHP

YEAR	G-GS	W-L	ERA	SV	CG	SHO	IP	H	R	ER	BB	SO
1989	27-10	6-2	3.38	1	0	0	90.7	70	46	34	45	73
1990	29-19	17-6	3.84	1	6	1	140.7	147	74	60	52	130
1991	21-18	8-3	4.66	2	1	0	102.3	113	64	53	50	116
TOTALS	77-44	31-11	3.96	4	7	1	333.7	330	184	147	147	319

Keith Osik, C

YEAR	AB	R	H	RBI	AVG.	2B	3B	HR	TB	SPCT.	BB	SO	SB
1988	145	18	27	23	.186	7	1	2	42	.290	24	22	2
1989	262	58	78	37	.298	14	1	3	103	.393	39	27	4
1990	268	60	91	65	.340	23	4	8	146	.545	45	35	15
TOTALS	675	136	196	125	.290	44	6	13	291	.431	108	84	21

Andy Sheets, SS

YEAR	AB	R	H	RBI	AVG.	2B	3B	HR	TB	SPCT.	BB	SO	SB
1991	238	48	65	42	.273	11	4	3	93	.391	39	45	9
1992	265	54	85	43	.321	17	1	7	125	.472	29	50	7
TOTALS	503	102	150	85	.298	28	5	10	218	.433	68	95	16

Todd Walker, 2B

YEAR	AB	R	H	RBI	AVG.	2B	3B	HR	TB	SPCT.	BB	SO	SB
1992	250	72	100	76	.400	21	3	12	163	.652	38	28	18
1993	276	85	109	102	.395	17	11	22	214	.775	49	35	14
1994	257	77	101	68	.393	23	1	18	180	.700	52	28	19
TOTALS	783	234	310	246	.396	61	15	52	557	.711	139	91	51



Eddie Yarnall



Warren Morris



Shane Youman

Russ Johnson, SS

YEAR	G	AB	R	H	AVG.	2B	3B	HR	RBI	BB	SO	SB
1992	63	240	61	81	.338	16	3	7	49	29	35	16
1993	71	259	83	92	.355	18	3	8	58	67	24	19
1994	66	234	72	96	.410	26	4	17	74	67	25	26
TOTALS	200	733	216	269	.367	60	10	32	181	163	84	61

Armando Rios, OF

YEAR	G	AB	R	H	AVG.	2B	3B	HR	RBI	BB	SO	SB
1991	59	136	40	41	.301	11	0	4	20	33	21	4
1992	58	197	49	47	.239	9	1	7	40	46	41	12
1993	70	235	71	75	.319	13	4	9	61	64	33	20
TOTALS	187	568	160	63	.278	33	5	20	101	143	95	36

Warren Morris, INF

YEAR	G	AB	R	H	AVG.	2B	3B	HR	RBI	BB	SO	SB
1994	64	229	58	65	.284	7	0	4	33	51	45	9
1995	64	252	70	93	.369	17	3	8	50	49	31	18
1996	28	75	24	30	.400	3	0	1	19	11	12	4
TOTALS	156	556	152	188	.338	27	3	13	102	111	88	31

Brett Laxton, RHP

YEAR	G-GS	W-L	ERA	SV	CG	SHO	IP	H	R	ER	BB	SO
1993	19-17	12-1	1.98	0	5	1	109	67	32	24	47	98
1994	14-14	4-5	4.36	0	1	0	66	63	46	32	38	54
1995	13-13	4-4	4.37	0	0	0	68	65	44	33	42	65
1996	14-12	8-2	3.54	0	0	0	56	50	29	22	28	55
TOTALS	60-56	28-12	3.34	0	6	1	299	245	151	111	155	272

Eddie Yarnall, LHP

YEAR	G-GS	W-L	ERA	SV	CG	SHO	IP	H	R	ER	BB	SO
1994	5-5	0-0	10.95	0	0	0	12.1	12	16	15	10	17
1995	16-10	5-0	3.45	0	1	0	60	46	29	23	36	87
1996	19-17	11-1	2.38	0	3	0	124.2	89	37	33	52	156
TOTALS	40-32	16-1	3.24	0	4	0	197	147	82	71	98	260

Rick Greene, RHP

YEAR	G-GS	W-L	ERA	SV	CG	SHO	IP	H	R	ER	BB	SO
1990	34-2	1-3	4.30	7	0	0	67	81	42	32	28	38
1991	41-0	7-2	3.17	14	0	0	48.1	37	19	17	23	51
1992	28-0	5-3	3.02	8	0	0	53.2	38	19	18	25	62
TOTALS	103-2	13-8	3.57	29	0	0	169	156	80	67	76	151

Randy Keisler, LHP

YEAR	ERA	W-L	G	GS	CG	SHO	SV	IP	H	R	ER	BB	SO
1998	4.61	9-5	27	12	2	1	2	99.2	97	65	51	33	135

Brandon Larson, INF

YEAR	G	AB	R	H	AVG.	2B	3B	HR	RBI	BB	SO	SB
1997	69	289	82	110	.381	16	2	40	118	21	57	9

Kurt Ainsworth, RHP

YEAR	G-GS	W-L	ERA	SV	CG	SHO	IP	H	R	ER	BB	SO
1998	6-0	0-0	4.50	0	0	0	8.0	10	5	4	7	14
1999	22-19	13-6	3.45	1	5	2	130.1	114	65	50	48	157
TOTALS	28-19	13-6	3.51	1	5	2	138.1	124	70	54	55	171

Trey Hodges, RHP

YEAR	G-GS	W-L	ERA	SV	CG	SHO	IP	H	R	ER	BB	SO
1999	13-7	3-2	7.08	0	0	0	34.1	50	31	27	8	38
2000	20-6	5-2	5.25	2	0	0	60.0	79	42	35	23	52
TOTALS	33-13	8-4	5.92	2	0	0	94.1	129	73	62	31	90

INTRO

THIS IS LSU

PREVIEW

TIGERS

COACHES

REVIEW

HISTORY

RECORDS

LSU

INTRO

THIS IS LSU

PREVIEW

TIGERS

COACHES

REVIEW

HISTORY

RECORDS

LSU



Trey Hodges



Ryan Theriot



Brian Tallet

Brian Tallet, LHP

YEAR	G-GS	W-L	ERA	SV	CG	SHO	IP	H	R	ER	BB	SO
1999	19-12	3-4	5.01	0	0	0	59.1	59	41	33	30	60
2000	25-21	15-3	3.52	1	3	3	143.1	132	74	56	57	134
TOTALS	44-33	18-7	3.95	1	3	3	202.2	191	115	89	87	194

Roy Corcoran, RHP

YEAR	G-GS	W-L	ERA	SV	CG	SHO	IP	H	R	ER	BB	SO
2001	28-3	8-4	5.48	0	0	0	69.0	67	47	42	31	62

Todd Linden, OF

YEAR	G-GS	AB	R	H	AVG.	2B	3B	HR	RBI	BB	SO	SB-SBA
2001	66-65	256	65	80	.312	14	1	20	76	26	49	9-11

Brad Hawpe, OF

YEAR	G	AB	R	H	AVG.	2B	3B	HR	RBI	BB	SO	SB-SBA
1999	31	117	27	38	.325	8	0	12	30	8	25	0-0
2000	69	287	71	104	.362	36	1	12	84	42	44	1-1
TOTALS	100	404	98	142	.351	44	1	24	114	50	69	1-1

Mike Fontenot, 2B

YEAR	GP-GS	AB	R	H	AVG	2B	3B	HR	RBI	BB	SO	SB-ATT
2000	69-69	292	93	103	.353	13	3	17	64	41	65	8-9
2001	59-57	221	64	75	.339	13	0	14	50	40	45	7-11
TOTAL	128-126	513	157	178	.347	26	3	31	114	81	110	15-20

Aaron Hill, SS

YEAR	G-GS	AB	R	H	AVG.	2B	3B	HR	RBI	BB	SO	SB-SBA
2001	46-34	134	27	40	.299	5	1	5	36	15	17	6-7
2002	56-54	222	46	73	.329	18	2	9	47	20	20	10-11
2003	68-68	265	68	95	.358	27	4	9	67	47	21	9-11
TOTAL	170-156	621	141	208	.335	50	7	23	150	82	58	25-29

Ryan Jorgensen, C

YEAR	G	AB	R	H	AVG.	2B	3B	HR	RBI	BB	SO	SB-A
2000	44	116	23	35	.302	13	1	4	23	15	27	3-4

Ryan Theriot, SS

YEAR	AVG	GP-GS	AB	R	H	2B	3B	HR	RBI	BB	SO	SB-ATT
1999	.322	65-65	242	55	78	11	3	2	41	52	33	13-20
2000	.305	69-69	275	68	84	14	3	2	41	57	30	7-10
2001	.353	67-67	266	67	94	18	3	1	48	48	35	17-20
TOTAL	.327	201-201	783	190	256	43	9	5	130	157	98	37-50

Brian Wilson, RHP

YEAR	G-GS	W-L	ERA	SV	CG	SHO	IP	H	R	ER	BB	SO
2001	20-4	3-2	5.67	3	0	0	39.2	40	28	25	20	22
2002	23-10	10-5	3.54	2	2	1	94.0	112	50	37	31	71
2003	8-8	5-3	3.38	0	1	1	50.2	60	23	19	13	35
TOTAL	51-22	18-10	3.95	5	3	2	184.1	212	101	81	64	128

Billy Sadler, RHP

YEAR	G-GS	W-L	ERA	SV	CG	SHO	IP	H	R	ER	BB	SO
2003	28-1	1-2	3.89	4	0	0	44.0	36	27	19	27	57

Shane Youman, LHP

YEAR	G-GS	W-L	ERA	SV	CG	SHO	IP	H	R	ER	BB	SO
1999	4-1	0-0	3.52	0	0	0	7.2	7	5	3	8	4
2000	28-0	3-0	4.55	1	0	0	31.2	31	23	16	20	25
2001	18-10	3-2	5.17	1	0	0	54.0	67	39	31	33	33
TOTAL	50-11	6-2	4.82	2	0	0	93.1	105	67	50	61	62

Sean Barker, OF


YEAR	AVG	GP-GS	AB	R	H	2B	3B	HR	RBI	BB	SO	SB-ATT
2001	.338	38-21	80	24	27	7	1	3	16	14	14	4-5
2002	.382	66-66	267	47	102	16	0	8	62	22	42	24-28
TOTAL	.372	104-87	347	71	129	23	1	11	78	36	56	28-33

YEAR	PLAYER	POSITION	ROUND	TEAM
1965	Joe Moock	SS	3rd	New York Mets
1966	Bruce Baudier	RHP	31st	Washington Senators
1967	Bruce Baudier	RHP	5th	New York Yankees
	Richard Hicks	RHP	6th	Washington Senators
1968	Richard Hicks	RHP	4th *	Houston Astros
	William Hunt	SS	7th *	Baltimore Orioles
1969	William Hunt	SS	9th *	Cleveland Indians
1970	Bill Bright	OF	2nd *	St. Louis Cardinals
1972	Joel Sexton	RHP	27th	Pittsburgh Pirates
1973	Randy Wiles	LHP	5th	St. Louis Cardinals
1974	Mike Miley	SS	1st	California Angels
1975	Guy Hollingsworth	LHP	16th	San Diego Padres
	Pat Moock	RHP	22nd	Texas Rangers
1976	Wally McMakin	RHP	23rd	Minnesota Twins
	Paul Stefan	RHP	24th	Chicago White Sox
	Frank Toups	INF	26th	Cleveland Indians
1979	Duane Dewey	C/IB	1st *	Kansas City Royals
1982	Billy Wiesler	OF	14th	California Angels
	Billy Donathon	RHP	15th	St. Louis Cardinals
1983	Cal Santarelli	RHP	3rd	Cleveland Indians
	Ronnie Robbins	RHP	14th	Toronto Blue Jays
1984	Mark Howie	SS	3rd	Oakland Athletics
	Tim Sossamon	OF	12th	St. Louis Cardinals
	Tim Schneider	3B	15th	Seattle Mariners
	Mark Cooper	C	16th	Toronto Blue Jays
	Clay Parker	RHP	21st	Minnesota Twins
1985	Eric Hetzel	RHP	1st *	Boston Red Sox
	Robbie Smith	RHP	4th	Minnesota Twins
	Marty Lanoux	3B	13th	Minnesota Twins
	Clay Parker	RHP	15th	Seattle Mariners
	Jeff Reboulet	SS	26th	Houston Astros
1986	Mark Guthrie	LHP	4th	St. Louis Cardinals
	Jeff Reboulet	SS	10th	Minnesota Twins
	Rob Leary	C	12th	Montreal Expos
	Jeff Yurtin	3B	12th	San Diego Padres
	Jim Bowie	IB	12th	Seattle Mariners
1987	Albert Belle	OF	2nd	Cleveland Indians
	Barry Manuel	RHP	2nd	Texas Rangers
	Gregg Patterson	LHP	5th	Chicago Cubs
	Mark Guthrie	LHP	7th	Minnesota Twins
	Jack Voigt	OF	9th	Baltimore Orioles
	Stan Loewer	RHP	16th	San Francisco Giants
1988	Dan Kite	RHP	4th	Boston Red Sox
1989	Ben McDonald	RHP	1st	Baltimore Orioles
	Russ Springer	RHP	7th	New York Yankees
	Curtis Leskanic	RHP	8th	Cleveland Indians
	Mike Bianco	C	40th	Detroit Tigers
1990	Tim Clark	OF	8th	Milwaukee Brewers
	Wes Grisham	OF	14th	Pittsburgh Pirates
	Keith Osik	C	23rd	Pittsburgh Pirates
	Scott Bethea	SS	28th	Boston Red Sox
1991	Chad Ogea	RHP	3rd	Cleveland Indians
	Paul Byrd	RHP	4th	Cleveland Indians
	Lyle Mouton	OF	5th	New York Yankees
	Mark LaRosa	LHP	8th	Montreal Expos
	Gary Hymel	C	14th	Montreal Expos
1992	Rick Greene	RHP	1st	Detroit Tigers
	Lloyd Peever	RHP	4th	Colorado Rockies
	Andy Sheets	SS	4th	Seattle Mariners
1993	Harry Berrios	OF	8th	Baltimore Orioles
	Matt Chamberlain	RHP	11th	Pittsburgh Pirates
	Mike Sirotko	LHP	15th	Chicago White Sox
	Mike Neal	OF	16th	Cleveland Indians
	Trey Rutledge	RHP	19th	Cincinnati Reds
	Will Hunt	LHP	31st	Detroit Tigers
1994	Todd Walker	2B	1st	Minnesota Twins
	Russ Johnson	SS	1st	Houston Astros

* selected in the secondary phase of the draft



Former Tigers Albert Belle and Ben McDonald enjoyed stellar major league careers.



Brandon Larson was the 1997 first-round pick of the Cincinnati Reds.

INTRO

THIS IS LSU

PREVIEW

TIGERS

COACHES

REVIEW

HISTORY

RECORDS

LSU

INTRO

THIS IS LSU

PREVIEW

TIGERS

COACHES

REVIEW

HISTORY


RECORDS

LSU

1995	Scott Schultz	RHP	5th	Cleveland Indians
	Mike Klostermeyer	IB	18th	Oakland Athletics
	Scott Fitterer	RHP	22nd	Toronto Blue Jays
	Brett Laxton	RHP	24th	Seattle Mariners
	Brian Winders	RHP	66th	Kansas City Royals
1996	Eddie Yarnall	LHP	3rd	New York Mets
	Nathan Dunn	3B	4th	San Diego Padres
	Warren Morris	2B	5th	Texas Rangers
	Tim Lanier	C	10th	San Diego Padres
	Justin Bowles	OF	16th	Oakland Athletics
	Jason Williams	SS	16th	Cincinnati Reds
	Brett Laxton	RHP	24th	Oakland Athletics
	Patrick Coogan	RHP	48th	Arizona Diamondbacks
1997	Brandon Larson	SS	1st	Cincinnati Reds
	Patrick Coogan	RHP	3rd	St. Louis Cardinals
	Casey Cuntz	INF	10th	Arizona Diamondbacks
	Mike Koerner	OF	11th	Oakland Athletics
	Eddy Furniss	IB	14th	Minnesota Twins
	Kevin Shipp	RHP	33rd	Philadelphia Phillies
	Tom Bernhardt	OF	45th	Chicago Cubs
1998	Randy Keisler	LHP	2nd	New York Yankees
	Eddy Furniss	IB	4th	Pittsburgh Pirates
	Jake Esteves	RHP	6th	San Francisco Giants
	Doug Thompson	RHP	19th	Colorado Rockies
	Chris Demouy	LHP	24th	Anaheim Angels
	Dan Guillory	RHP	40th	Cleveland Indians
1999	Kurt Ainsworth	RHP	1st	San Francisco Giants
	Jeff Leamont	IB	9th	New York Yankees
	Josh Dalton	SS	12th	Los Angeles Dodgers
	Bryan Grace	RHP	16th	New York Yankees
	Brian Tallet	LHP	19th	Pittsburgh Pirates
	Brandon Bowe	RHP	30th	Florida Marlins
2000	Brian Tallet	LHP	2nd	Cleveland Indians
	Brad Cresse	C	5th	Arizona Diamondbacks
	Ryan Jorgensen	C	7th	Chicago Cubs
	Cedrick Harris	OF	10th	Arizona Diamondbacks
	Brad Hawpe	IB	11th	Colorado Rockies
	Heath McMurray	RHP	12th	Milwaukee Brewers
	Trey Hodges	RHP	17th	Atlanta Braves
	Billy Brian	RHP	25th	Kansas City Royals
2001	Mike Fontenot	2B	1st	Baltimore Orioles
	Todd Linden	OF	1st	San Francisco Giants
	Ryan Theriot	SS	3rd	Chicago Cubs
	Jason Scobie	RHP	15th	New York Mets
	Bryan Moore	IB	22nd	St. Louis Cardinals
	Shane Youman	LHP	43rd	Pittsburgh Pirates
	Sean Barker	OF	46th	Toronto Blue Jays
	Billy Brian	RHP	47th	Cleveland Indians
2002	Sean Barker	OF	6th	Colorado Rockies
	Bo Pettit	RHP	13th	Minnesota Twins
	Brad David	LHP	17th	Atlanta Braves
	Wally Pontiff	3B	21st	Oakland Athletics
	Jake Tompkins	RHP	28th	Texas Rangers
2003	Aaron Hill	SS	1st	Toronto Blue Jays
	Billy Sadler	RHP	6th	San Francisco Giants
	Brian Wilson	RHP	24th	San Francisco Giants
	Bo Pettit	RHP	29th	Minnesota Twins
	Jake Tompkins	RHP	32nd	Philadelphia Phillies
2004	Jon Zeringue	OF	2nd	Arizona Diamondbacks
	J.C. Holt	OF	3rd	Atlanta Braves
	Nate Bumstead	RHP	32nd	Detroit Tigers
	Blake Gill	INF	37th	Cleveland Indians
2005	Ryan Patterson	OF	4th	Toronto Blue Jays
	Greg Smith	LHP	6th	Arizona Diamondbacks
	Nick Stavinoha	OF	7th	St. Louis Cardinals
	Clay Harris	INF	9th	Philadelphia Phillies
	Matt Liuzza	C	30th	Chicago Cubs
	Jason Determann	LHP	35th	Boston Red Sox
2006	Will Harris	RHP	9th	Colorado Rockies
	Matt Liuzza	C	19th	Toronto Blue Jays
	Edgar Ramirez	RHP	36th	New York Mets
2007	Charlie Furbush	LHP	4th	Detroit Tigers
	J.T. Wise	INF	45th	Oakland Athletics





Paul Byrd was named to the 1999 National League All-Star team.



Mike Fontenot was a 2001 first-round selection of the Baltimore Orioles.

USA BASEBALL

LSU OLYMPIANS



LSU's profound success in Olympic competition began in 1988, when head coach Skip Bertman and right-hander Ben McDonald helped lead the United States to the gold medal in Seoul, South Korea. Bertman served as the pitching coach of the 1988 U.S. squad, and McDonald pitched the Americans to complete-game victories over Korea and Puerto Rico. In the two wins, McDonald allowed just two earned runs in 18 innings, recording 17 strikeouts and four walks.

Reliever Rick Greene, LSU's all-time saves leader (29), continued the Tigers' Olympic tradition by pitching for the 1992 U.S. squad which competed in Barcelona, Spain. The '92 team, however, failed to advance to the medal round.

Skip Bertman served as head coach of the 1996 United States Olympic team, guiding the Americans to the bronze medal in Atlanta. LSU standouts Warren Morris (second base) and Jason Williams (shortstop) were the starting middle infielders for Team USA, which defeated Nicaragua for the bronze medal in Atlanta's

Fulton County Stadium.

Morris and Williams each enjoyed a spectacular summer of 1996 which culminated in the bronze-medal triumph. Morris was Team USA's leading hitter at the Olympics, batting .409 (9-for 22) in nine games with one double, five homers, 11 RBI and 10 runs. Williams hit .367 (11-for-30) with three homers, nine RBI and 10 runs.

Team USA's '96 pre-Olympic tour was highlighted by a stop at LSU's Alex Box Stadium on June 20. The game served as a homecoming for Bertman, Morris and Williams, as the Americans defeated Australia, 11-6, before a standing-room only crowd of 6,926.

LSU right-hander Kurt Ainsworth pitched the U.S. to two wins at the 2000 Olympics in Sydney, Australia, en route to the gold medal. Ainsworth defeated Holland and Australia with a pair of dominating performances. In the victories, Ainsworth worked a total of 11.2 innings, allowing just two earned runs on 10 hits with three walks and 10 strikeouts.



Ben McDonald
1988 U.S. Olympic
Gold Medalist




Rick Greene
1992 U.S. Olympian



Skip Bertman
1996 U.S. Olympic Head Coach
Bronze Medalist



Warren Morris
1996 U.S. Olympic
Bronze Medalist



Jason Williams
1996 U.S. Olympic
Bronze Medalist



Kurt Ainsworth
2000 U.S. Olympic
Gold Medalist

2008

SEASON OUTLOOK

The 2008 Tigers feature 18 returning players, plus 20 newcomers that Collegiate Baseball magazine rated as the nation's top recruiting class. The class includes nine players selected in the Major League Baseball draft.

"I am very optimistic about this season because we have so much more depth than last year," said second-year LSU coach Paul Mainieri. "I believe that the combination of the nation's No. 1 recruiting class with our returning players gives us a chance to be a much-improved ball club in 2008.

"Our challenge right now as a coaching staff is determine how to arrange the pieces of the puzzle. We have the material to work with; it's now a matter of determining which roles the guys will play. It's an exciting challenge for us as coaches and one that we embrace enthusiastically."

Mainieri said he was encouraged by the Tigers' talent, chemistry and work ethic during LSU's fall workouts.

"This was the best fall practice I've ever been involved with," said Mainieri, who is entering his 26th season as a collegiate coach. "I feel we will be much improved in every phase of the game. Our returning players have provided great leadership in helping our new players make a smooth transition into a new environment. The potential is there for us to have a super year, but we still have a lot of work to do. We have to continue to focus on getting better every day."

The 2008 squad returns 10 position players with starting experience, including 2006 all-SEC shortstop Michael Hollander and a pair of 2007 Freshmen all-SEC selections – outfielder Blake Dean and catcher Sean Ochinko.

The Tigers welcome back seven pitchers who recorded innings last season, including 2008 preseason all-American Jared Bradford, LSU's leader in wins (10) and saves (five).

"There's a lot of excitement within our team right now," Mainieri said. "The energy level is very high, and we have a group of players that are focused and very serious about bringing LSU back to the top of college baseball. I can sense a tremendous amount of dedication and commitment within this team, and that makes us very excited as coaches."



Head Coach
Paul Mainieri



Sean Ochinko

THE 2008 TIGERS

Lettermen Returning/Lost:	17/16
Position Starters Returning/Lost:	10/7
Pitchers Returning/Lost:	7/8
Returning Redshirts:	1
Newcomers:	20 (13 high school players, 7 JUCO transfers)

Position Players

After playing three seasons as the Tigers' starter at shortstop, senior Michael Hollander moves to third base in 2008. Hollander's outstanding instincts and major-league arm make him a natural for the new position. A 2006 second-team All-SEC selection, Hollander hit .279 (53-for-190) last season with 12 doubles, three triples, seven homers and 44 RBI. He also set LSU single-season and career records for sacrifice bunts with 13 and 24, respectively.

Three infield newcomers are projected to start with Hollander when the '08 season begins. First baseman Matt Clark, a transfer from Riverside (Calif.) Community College, brings a powerful left-handed bat to the LSU lineup. Clark, selected in the 28th round of the 2007 MLB Draft by the Pittsburgh Pirates, hit .350 last season with 15 homers and 70 RBI during Riverside's drive to the California JUCO state title.

Rene Escobar, Clark's teammate at Riverside CC, is expected to be the Tigers' starter at second base. Escobar, a 30th-round selection by the Atlanta Braves in '07, batted .368 with 19 doubles, six triples, six homers and 76 RBI. He was named the 2007 recipient of the Big Stick Award for the Southern California JUCO

region.

True freshman DJ LeMahieu, a product of Brother Rice High School in Bloomfield Hills, Mich., is LSU's starting shortstop. LeMahieu, selected in the 41st round of the MLB Draft by the Detroit Tigers, was a two-time Michigan Player of the Year, batting .574 with 16 doubles, seven triples, eight homers and 32 RBI in his senior season.

A pair of veteran infielders – juniors Chris McGhee and Buzzy Haydel – will contend for playing time, as will junior college transfers Derek Heleni of Ohlone (Calif.) College and Taylor Davis of Panola (Texas) College.

The LSU outfield will be led by sophomore rightfielder Blake Dean, a 2007 Freshman All-America and Freshman All-SEC selection. Dean paced the Tigers in most offensive categories last season, batting .316 (65-for-206) with 12 doubles, three triples, seven homers and 46 RBI.

Sophomore Jared Mitchell returns for his second season as LSU's starting centerfielder. Mitchell, also a wide receiver for the LSU football team, hit .258 (54-for-209) last season with eight doubles, one triple, three homers, 21 RBI, 41 runs and a team-best 18 steals in 20 attempts.



Nicholas Pontiff

Sophomore Ryan Schimpf, who started 31 games last season, begins 2008 as the Tigers' No. 1 leftfielder. Schimpf, an All-Star last summer in the Central Illinois Collegiate League, batted .262 in '07 with two doubles, two triples, four homers and 11 RBI.

Junior Nicholas Pontiff, a starter in past seasons at second base, provides depth in the outfield

along with a talented crew of true freshmen -- Chad Jones (Southern Lab HS - Baton Rouge), Johnny Dishon (Bridge City HS - Beaumont, Texas), Leon Landy (Baker HS - Baker, La.) and Cody Reine (Walker HS - Walker, La.). Jones, the 13th round draft choice of the Houston Astros, also plays safety for LSU's BCS National Championship football team.

Sophomore catcher Sean Ochinko, a 2007 Freshman All-SEC performer, will be LSU's full-time starting catcher this season after playing both behind the plate and at first base last year. Ochinko, an All-Star in the Cape Cod League last summer, batted .277 (53-for-191) in '07 with five doubles, seven homers and 32 RBI.

True freshman Micah Gibbs, a switch-hitting product of Pflugerville (Texas) High School, and sophomore Kevin Farnsworth will also make contributions at catcher.

Powerful right-handed slugger Matt Gaudet, who hit 26 homers in two seasons at Delgado Community College in New Orleans, La., will begin the year as LSU's primary designated hitter.

PRIMARY RETURNING POSITION STARTERS

PLAYER	POS.	CL.-EXP.	B/T	AVG.	HR	RBI	OTHER NOTABLE
Blake Dean	OF	So.-1L	L/L	.316	7	46	2007 Freshman All-SEC
Michael Hollander	INF	Sr.-3L	R/R	.279	5	26	2006 Second-Team All-SEC
Sean Ochinko	C	So.-1L	R/R	.277	7	32	2007 Freshman All-SEC
Ryan Schimpf	OF	So.-1L	L/R	.262	4	11	2007 All-Star in Central Illinois summer league
Jared Mitchell	OF	So.-1L	L/L	.258	3	21	SEC Freshman of the Week (2/26/07)

TOP NEWCOMERS - POSITION PLAYERS

PLAYER	POS.	CL.	B/T	HOMETOWN (2007 SCHOOL)
Matt Clark	1B	Jr.	L/R	Fontana, Calif. (Riverside Community College)
Rene Escobar	INF	Jr.	R/R	Nuevo, Calif. (Riverside Community College)
DJ LeMahieu	INF	Fr.	R/R	Bloomfield Hills, Mich. (Brother Rice HS)

STARTING POSITION PLAYERS LOST

PLAYER	POS.	EXP.	B/T	AVG.	HR	RBI	REASON FOR LEAVING
Chris Jackson	INF	2L	R/R	.292	1	15	completed eligibility
J.T. Wise	INF	2L	R/R	.234	2	19	transferred to Oklahoma
Robert Lara	C	2L	R/R	.200	1	13	elected to transfer
Steven Waguespack	OF	2L	L/L	.192	4	19	completed eligibility

INTRO

THIS IS LSU

PREVIEW

TIGERS

COACHES

REVIEW

HISTORY

RECORDS

LSU

Pitchers

Preseason All-America right-hander Jared Bradford is the Tigers' top returning hurler. The senior from Hueytown, Ala. earned second-team All-SEC recognition in 2007, posting a 10-4 record and a 4.41 ERA in 96 innings with 16 walks and 81 strikeouts. Bradford recorded either a win (7) or a save (3) in 10 of LSU's 12 SEC wins last season.

Bradford is scheduled to be joined in the Tigers' five-man starting rotation by junior right-hander Jordan Brown, junior left-hander Ryan Verdugo, junior left-hander Ryan Byrd and junior left-hander Blake Martin.

Brown, a transfer from Meridian (Miss.) Community College, was the 45th-round draft selection of the Cincinnati Reds. He features a 93-mph fastball, and he recorded 57 strikeouts in 54.1 innings last season at Meridian. Verdugo, the 47th-round selection by San Francisco in the '07 draft, transferred to LSU from Skagit Valley (Wash.) College, where he was 7-2 in 2007 with a 2.74 ERA

and 77 strikeouts.

Byrd returns for his second season in the Tigers' rotation – the product of Denham Springs, La. posted a 6-2 mark in 12 starts last season, including a complete-game win over No. 13 Ole Miss. Byrd worked 68.1 innings, recording a 4.74 ERA, 21 walks and 35 strikeouts. Martin, who transferred to LSU from Birmingham-Southern after the 2006 season, received a medical redshirt in '07 after undergoing hip surgery. Martin has a plus-90s fastball, and he pitched extremely well in LSU's fall intrasquad games.

The LSU corps of relief pitchers is loaded with promising youth and proven experience. Three true freshmen – right-hander Daniel Bradshaw of Ouachita Christian High School in West Monroe, La.; right-hander Austin Ross of Captain Shreve High School in Shreveport, La.; and right-hander Anthony Ranaudo of St. Rose High School in Belmar, N.J. – will figure prominently in the



Louis Coleman

Tigers' pitching plans. Ranaudo was the 11th-round selection of the Texas Rangers last June.

The rookies are complemented by several solid veteran hurlers, including junior right-hander Nolan Cain (0-1, 3.00 ERA, 1 save, 24 IP, 25 SO in 2007), sophomore right-hander Paul Bertuccini (1-2, 3.32 ERA, 4 saves, 21.2 IP, 21 SO), junior right-hander Louis Coleman (2-3, 5.59 ERA, 4 saves, 46.2 IP, 49 SO),

sophomore left-hander Shane Ardoin (0-0, 5.93 ERA, 13.2 IP, 17 SO) and senior left-hander Kyle Beerbohm (1-1, 9.74 ERA, 20.1 IP, 15 SO).

True freshmen right-handers Ben Alsup and Jordan Nicholson of Ruston (La.) High School and Taylor Martin of St. Michael High School in Baton Rouge should contribute significant innings as they develop in the LSU program.

PITCHERS RETURNING

PLAYER	R/L	CL.-EXP.	W-L	ERA	IP	BB	SO
Jared Bradford	R	Sr.-IL	10-4	4.41	96.0	16	81
Ryan Byrd	L	Jr.-2L	6-2	4.74	68.1	21	35
Nolan Cain	R	Jr.-2L	0-1	3.00	24.0	12	25
Paul Bertuccini	R	So.-IL	1-2	3.32	21.2	10	21
Louis Coleman	R	Jr.-2L	2-3	5.59	46.2	10	49
Shane Ardoin	L	So.-IL	0-0	5.93	13.2	9	17
Kyle Beerbohm	L	Sr.-IL	1-1	9.74	20.1	9	15
Blake Martin	L	Jr.-RS	medical redshirt in 2007				

TOP NEWCOMERS - PITCHERS

PLAYER	R/L	CL.	HOMETOWN (2007 SCHOOL)
Daniel Bradshaw	R	Fr.	West Monroe, La. (Ouachita Christian HS)
Jordan Brown	R	Jr.	Luling, La. (Meridian Community College)
Anthony Ranaudo	R	Fr.	Jackson, N.J. (St. Rose HS)
Austin Ross	R	Fr.	Shreveport, La. (Captain Shreve HS)
Ryan Verdugo	L	Jr.	Lake Stevens, Wash. (Skagit College)

PITCHERS LOST

PLAYER	R/L	EXP.	W-L	ERA	SV	IP	BB	SO	REASON FOR LEAVING
Charlie Furbush	L	IL	3-9	4.95	0	87.1	37	88	fourth-round draft choice of Detroit Tigers
Jonathan Wilhite	R	IL	0-0	0.00	0	1.0	0	1	completed eligibility
T.J. Forrest	R	IL	2-2	3.45	1	31.1	15	25	transferred to Bossier Parish (La.) CC
Matt Jackson	R	IL	0-0	4.50	0	32.0	8	20	transferred to Chipola (Fla.) CC
Clay Dirks	L	4L	3-1	7.30	0	24.2	7	26	completed eligibility
Michael Bonura	R	2L	0-0	7.71	0	7.0	3	4	retired due to injury
Chris Sorce	R	Sq.	0-0	9.95	0	6.1	7	4	elected to transfer
Darryl Shaffer	R	IL	0-0	10.80	0	6.2	4	6	elected to transfer



Nolan Cain

Depth Chart

FIRST BASE

9	Matt Clark	L-R	6-5	235	Jr.
28	Taylor Davis	R-R	6-3	245	Jr.

SECOND BASE

8	Rene Escobar	R-R	5-11	182	Jr.
5	Derek Helenihi	R-R	6-0	172	Jr.
32	Chris McGhee	R-R	5-8	163	Jr.

SHORTSTOP

17	DJ LeMahieu	R-R	6-4	196	Fr.
7	Michael Hollander	R-R	5-8	178	Sr.
5	Derek Helenihi	R-R	6-0	172	Jr.

THIRD BASE

7	Michael Hollander	R-R	5-8	178	Sr.
5	Derek Helenihi	R-R	6-0	172	Jr.
2	Buzzy Haydel	R-R	5-10	190	Jr.

CATCHER

14	Sean Ochinko	R-R	5-11	205	So.
33	Micah Gibbs	S-R	5-11	223	Fr.
53	Kevin Farnsworth	R-R	6-1	192	So.

LEFT FIELD

16	Ryan Schimpf	L-R	5-8	180	So.
18	Nicholas Pontiff	R-R	5-9	176	Jr.
21	Johnny Dishon	R-R	5-11	181	Fr.

CENTER FIELD

3	Jared Mitchell	L-L	6-0	192	So.
6	Leon Landry	L-R	5-11	195	Fr.
4	Chad Jones	L-L	6-3	222	Fr.

RIGHT FIELD

34	Blake Dean	L-L	6-0	193	So.
46	Cody Reine	L-R	5-11	217	Fr.

DESIGNATED HITTER

35	Matt Gaudet	R-R	6-2	210	Jr.
6	Leon Landry	L-R	5-11	195	Fr.

PROJECTED STARTING PITCHERS

27	Jared Bradford	RH	6-1	177	Sr.
13	Jordan Brown	RH	6-0	192	Jr.
11	Ryan Verdugo	LH	6-1	200	Jr.
10	Ryan Byrd	LH	6-0	170	Jr.
37	Blake Martin	LH	6-2	193	Jr.

PROJECTED RELIEVERS

24	Daniel Bradshaw	RH	6-1	201	Fr.
12	Austin Ross	RH	6-2	189	Fr.
30	Anthony Ranaudo	RH	6-7	227	Fr.
39	Nolan Cain	RH	6-2	248	Jr.
44	Paul Bertuccini	RH	5-11	185	So.
29	Louis Coleman	RH	6-3	190	Jr.
25	Kyle Beerbohm	LH	6-3	203	Sr.
41	Shane Ardoin	LH	6-0	165	So.
47	Ben Alsup	RH	6-3	163	Fr.
38	Jordan Nicholson	RH	6-1	167	Fr.
45	Taylor Martin	RH	6-4	219	Fr.

2008 Pre-Season Polls

Collegiate Baseball (2007 Record)

1.	Arizona	42-17
2.	South Carolina*	46-20
3.	Arizona State	49-15
4.	Ole Miss*	40-25
5.	North Carolina	57-16
6.	Rice	56-14
7.	San Diego	43-18
8.	Texas	46-17
9.	Wichita State	53-22
10.	Michigan	42-19
11.	Vanderbilt	54-13
12.	Florida State	49-13
13.	Clemson	41-23
14.	Miami (Fla.)	37-24
15.	Missouri	42-18
16.	Cal State Fullerton	38-25
17.	Long Beach State	39-20
18.	UCLA	33-28
19.	Oregon State	49-18
20.	Kentucky*	34-19-1
21.	Fresno State	38-29
22.	Texas A&M	48-19
23.	Louisville	47-24
24.	Virginia	45-16
25.	Georgia Tech	32-25
26.	UC Irvine	47-17-1
27.	Mississippi State*	38-22
28.	Baylor	35-27
29.	Pepperdine	35-22
30.	LSU	29-26-1

* - 2008 LSU opponent

Baseball America (2007 Record)

1.	UCLA	33-28
2.	Arizona	42-17
3.	Vanderbilt	54-13
4.	Ole Miss*	40-25
5.	North Carolina	57-16
6.	Missouri	42-18
7.	Oregon State	49-18
8.	Michigan	42-19
9.	Arizona State	49-15
10.	Miami (Fla.)	37-24
11.	San Diego	43-18
12.	South Carolina*	46-20
13.	Long Beach State	39-20
14.	Rice	56-14
15.	Baylor	35-27
16.	Texas	46-17
17.	Virginia	45-16
18.	Fresno State	38-29
19.	UL-Lafayette*	45-17
20.	Wichita State	53-22
21.	Texas A&M	48-20
22.	Tulane*	34-26
23.	Clemson	41-23
24.	East Carolina	40-23
25.	Old Dominion	35-24

* - 2008 LSU opponent

INTRO

THIS IS LSU

PREVIEW

TIGERS

COACHES

REVIEW

HISTORY

RECORDS

LSU

INTRO

THIS IS LSU

PREVIEW

TIGERS

COACHES

REVIEW

HISTORY

RECORDS

LSU

ALABAMA

Friday, April 4 at Baton Rouge - 7 p.m.
Saturday, April 5 at Baton Rouge - 2 p.m.
Sunday, April 6 at Baton Rouge - 1 p.m. (Cox Sports Television)

Location: Tuscaloosa, Ala.
Enrollment: 25,580
Nickname: Crimson Tide
Colors: Crimson and White
Conference: Southeastern (Western Division)
President: Dr. Robert E. Witt (Bates College, 1962)
Athletic Director: Mal Moore (Alabama, 1963)
Home Park (Capacity): Sewell-Thomas Stadium (6,118)
Dimensions: LF-325; LC-365; CF-400; RC-365; RF-325
Press Box Phone: (205) 348-4927
Head Coach: Jim Wells (Northwestern State, 1981)
Record at Alabama: 553-272 (.670/13 years)
Career Record: 747-361 (.674/18 years)
Baseball Office Phone: (205) 348-4029
Best Time to Contact: Weekday mornings, CT
Assistant Coaches: Mitch Gaspard, B.J. Green and Dax Norris
2007 Record: 31-26
SEC Record (Finish): 15-15 (4th in West, tied for 6th place overall)
Post Season: 0-2 in SEC Tournament (1-7th)
Final Rankings: Not Ranked
Lettermen Returning/Lost: 19/8
Position Starters Returning/Lost: 7/2
Pitchers Returning/Lost: 7/4
Top Returning Position Players: Jr. INF Alex Avila (.296, 14 HR, 61 RBI); Sr. INF Matt Bently (.299, 12 HR, 36 RBI); Jr. OF Kent Matthes (.307, 8 HR, 45 RBI)
Top Returning Pitchers: Jr. RH Tommy Hunter (7-5, 3.87, 5 SV); Jr. RH Austin Hyatt (5-1, 3.07); Sr. RH Josh Copeland (1-2, 2.97)
Top Newcomers: Fr. RHP Jimmy Nelson; Fr. INF Drew Clark; Jr. OF Alex Kubal
Series Record vs. LSU: Alabama leads, 189-142-3
2007 Series: LSU, 2-1 (5-4, 2-5, 7-3 at Baton Rouge)
Paul Mainieri vs. Alabama: 3-2
Jim Wells vs. LSU: 25-34
Sports Information Contact: Barry Allen
E-mail: ballen@ia.ua.edu
Office Phone: (205) 348-6084
Home Phone: (205) 758-6526
Fax: (205) 348-8841/8840

ARKANSAS

Friday, March 21 at Baton Rouge - 7 p.m. (Cox Sports Television)
Saturday, March 22 at Baton Rouge - 3 p.m.
Sunday, March 23 at Baton Rouge - 1 p.m. (Cox Sports Television)

Location: Fayetteville, Ark.
Enrollment: 18,647
Nickname: Razorbacks
Colors: Cardinal and White
Conference: Southeastern (Western Division)
Chancellor: Dr. John A. White (Arkansas, 1961)
Athletic Director: Jeff Long (Ohio Wesleyan, 1982)
Home Park (Capacity): Baum Stadium at George Cole Field (10,737)
Dimensions: LF-320; LC-375; CF-400; RC-375; RF-320
Press Box Phone: (479) 575-4141
Head Coach: Dave Van Horn (Arkansas, 1988)
Record at Arkansas: 201-110 (.646/five years)
Career Record: 786-350 (.692/18 years)
Baseball Office Phone: (479) 575-3655
Best Time to Contact: Weekday mornings, CT
Assistant Coaches: Dave Jom (Southeast Missouri, 1981), Todd Butler (McNeese State, 1991) and Brad Welker (Gonzaga, 2004)
2007 Record: 43-21
SEC Record (Finish): 18-12 (1st in West, 3rd overall)
Post Season: 0-2 in SEC Tournament (tied for 7th); 2-2 in NCAA Fayetteville Regional (2nd)
Final Rankings: 21st Baseball America, 18th Collegiate Baseball, 21st ESPN/Sports Weekly
Lettermen Returning/Lost: 17/16
Position Starters Returning/Lost: 6/3
Pitchers Returning/Lost: 6/7
Top Returning Position Players: Jr. INF Logan Forsythe (.347, 9 HR, 55 RBI); Sr. OF Casey Coon (.312, 9 HR, 77 RBI); Sr. C Jeff Nutt (.274, 3 HR, 41 RBI)
Top Returning Pitchers: Sr. RH Travis Hill (3-2, 4.84); Jr. RH Shaun Seibert (0-1, 3.79); So. LH Scott Limbocker (0-0, 6.75)
Top Newcomers: Jr. C Ryan Cisterna; Fr. INF Andy Wilkins; Fr. RHP Kendall Korbal
Series Record vs. LSU: LSU leads, 41-19-0
2007 Series: LSU, 2-1 (6-5, 0-5, 5-3 at Fayetteville)
Paul Mainieri vs. Arkansas: 3-1
Dave Van Horn vs. LSU: 8-13
Sports Information Contact: Josh Maxson
E-mail: jmaxson@uark.edu
Office Phone: (479) 575-6862
Cell Phone: (479) 841-9035
Fax: (479) 575-7481

AUBURN

Thursday, May 15 at Auburn -- 6 p.m.
Friday, May 16 at Auburn-- 6 p.m.
Saturday, May 17 at Auburn -- 2 p.m.

Location: Auburn, Ala.
Enrollment: 24,137
Nickname: Tigers
Colors: Burnt Orange and Navy Blue
Conference: Southeastern (Western Division)
President: Dr. Ed Richardson
Athletic Director: Jay Jacobs (Auburn, 1985)
Home Park (Capacity): Samford Stadium - Hitchcock Field at Plainsman Park (4,096)
Dimensions: LF-315; LC-335/385; CF-385; RC-360; RF-331
Press Box Phone: (334) 844-4138
Head Coach: Tom Slater (VMI, 1990)
Record at Auburn: 56-60 (.483/2 years)
Career Record: 106-160 (.398/6 years)
Baseball Office Phone: (334) 844-4975
Best Time to Contact: Weekday mornings CT, through Dan Froehlich
Assistant Coaches: Bill Mosiello (Fresno State, 1986), Butch Thompson (Birmingham Southern, 1992) Scott Sullivan (Auburn, 1993)
2007 Record: 31-25
SEC Record (Finish): 10-20 (6th in West, 12th overall)
Post Season: None
Final Rankings: Not Ranked
Lettermen Returning/Lost: 15/12
Position Starters Returning/Lost: 4/5
Pitchers Returning/Lost: 7/5
Top Returning Position Players: Jr. OF/3B Mike Bianucci (.328, 14 HR, 51 RBI); Jr. INF Luke Greinke (.314, 1 HR, 36 RBI); So. INF Joseph Sanders (.333, 3 HR, 33 RBI)
Top Returning Pitchers: Jr. RH Paul Burnside (7-1, 3.06); Jr. LH Evan Crawford (5-6, 5.91); So. RH Scott Shuman (4-1, 2.00, 3 SV)
Top Newcomers: Jr. INF Matt Hall; Fr. OF Trent Mummey Blake Carver; Fr. LHP Corey Luckie
Series Record vs. LSU: LSU leads, 79-64
2007 Series: Auburn, 2-1 (1-6, 0-7, 10-1 at Baton Rouge)
Paul Mainieri vs. Auburn: 1-2
Tom Slater vs. LSU: 4-5
Sports Information Contact: Dan Froehlich
E-mail: froehdp@auburn.edu
Office Phone: (334) 844-9803
Cell Phone: (334) 750-1389
Fax: (334) 844-9807

FLORIDA

Friday, March 28 at Gainesville - 5:30 p.m.
Saturday, March 29 at Gainesville -- 3 p.m.
Sunday, March 30 at Gainesville -- Noon

Location: Gainesville, Fla.
Enrollment: 51,520
Nickname: Gators
Colors: Orange and Blue
Conference: Southeastern (Eastern Division)
President: Dr. J. Bernard Machen (St. Louis, 1968)
Athletic Director: Jeremy Foley (Hobart, 1974)
Home Park (Capacity): Alfred A. McKethan Stadium at Perry Field (5,500)
Dimensions: LF-329; LC-365; CF-400; RC-375; RF-325
Press Box Phone: (352) 375-4683 ext. 4355
Head Coach: Kevin O' Sullivan (Virginia, 1991)
Record at Florida: First Year
Career Record: First Year
Baseball Office Phone: (352) 375-4683 ext. 4457
Best Time to Contact: Weekday mornings, ET through John Hines
Assistant Coaches: Craig Bell (North Florida, 1989), Brad Weitzel (Georgia, 1983) and Don Norris (Georgia, 1992)
2007 Record: 29-30
SEC Record (Finish): 15-15 (3rd in East, 6th overall)
Post Season: None
Final Rankings: Not Ranked
Lettermen Returning/Lost: 25/10
Position Starters Returning/Lost: 4/5
Pitchers Returning/Lost: 11/4
Top Returning Position Players: Sr. INFL Jon Townsend (.280, 6 HR, 34 RBI); So. INF Cole Figueroa (.332, 11 HR, 50 RBI); Jr. INF/OF Avery Barnes (.293, 3 HR, 27 RBI)
Top Returning Pitchers: Sr. RH Josh Edmondson (2-1, 3.83); So. RH Kyle Mullaney (4-2, 4.25); Jr. RH Patrick Keating (3-2, 5.79)
Top Newcomers: So. C Buddy Monroe; Fr. RHP Tommy Toledo; Fr. INF Chris Freshcorn
Series Record vs. LSU: LSU leads, 47-29-1
2007 Series: Florida, 2-1 (3-19, 4-8, 9-4 at Baton Rouge)
Paul Mainieri vs. Florida: 1-4
Pat McMahon vs. LSU: 0-0
Sports Information Contact: John Hines
E-mail: johnh@gators.uaa.ufl.edu
Office Phone: (352) 375-4683 ext. 6130
Home Phone: (352) 317-7386
Fax: (352) 375-4809

GEORGIA

Friday, April 18 at Baton Rouge - 7 p.m.
 Saturday, April 19 at Baton Rouge - 3 p.m.
 Sunday, April 20 at Baton Rouge - Noon

Location:Athens, Ga.
 Enrollment:33,959
 Nickname:Bulldogs
 Colors:Red and Black
 Conference:Southeastern (Eastern Division)
 President:Dr. Michael Adams (Lipscomb, 1970)
 Athletic Director:Damon Evans (Georgia, 1993)
 Home Park (Capacity):Foley Field (3,291)
 Dimensions:LF-345; LC-370; CF-404; RC-365; RF-314
 Press Box Phone:(706) 542-6161/6162
 Head Coach:David Perno (Georgia, 1991)
 Record at Georgia:206-159 (.564/6 years)
 Career Record:Same
 Baseball Office Phone:(706) 542-7971
 Best Time to Contact: Weekday mornings, ET
 Assistant Coaches: Jason Eller (Georgia State, 1998), Brady Wiederhold (Kennesaw State, 1994)
 Justin Holmes (Georgia, 2005)
 2007 Record:22-33
 SEC Record (Finish):II-19 (6th in East, 12th overall)
 Post Season:None
 Final Rankings:Not Ranked
 Lettermen Returning/Lost:20/8
 Position Starters Returning/Lost:5/3
 Pitchers Returning/Lost:11/2
 Top Returning Position Players: Jr. SS Gordon Beckham (.307, 13 HR, 51 RBI); So. 1B Rich Poythress (.282, 3 HR, 24 RBI); Sr. 3B Ryan Piesel (.295, 4 HR, 29 RBI)
 Top Returning Pitchers: Sr. RH Joshua Fields (.1-6, 4.46, 7 SV); Jr. RH Stephen Dodson (4-6, 3.56); Jr. LH Nathan Moreau (6-2, 4.65)
 Top Newcomers: So. 2B/SS Michael Demperio; Fr. OF Lyle Allen; Fr. RHP Justin Grimm
 Series Record vs. LSU:LSU leads, 51-15-1
 Last Series:2005; LSU, 3-0 (8-2, 5-3, 6-4 at Athens)
 Paul Mainieri vs. Georgia:1-0
 David Perno vs. LSU:2-8
 Sports Information Contact:Christopher Lakos
 E-mail:clakos@sports.uga.edu
 Office Phone:(706) 542-1621
 Home Phone:(706) 714-2934
 Fax:(706) 542-7993

KENTUCKY

Friday, May 2 at Lexington - 5:30 p.m.
 Saturday, May 3 at Lexington - 1 p.m.
 Sunday, May 4 at Lexington - Noon

Location:Lexington, Ky.
 Enrollment:27,000
 Nickname:Wildcats
 Colors:Blue and White
 Conference:Southeastern (Eastern Division)
 President:Dr. Lee T. Todd (Kentucky, 1968)
 Athletic Director:Mitch Barnhart (Ottawa, 1981)
 Home Park (Capacity):Cliff Hagan Stadium (3,000)
 Dimensions:LF-340; LC-365; CF-390; RC-350; RF-310
 Press Box Phone:(859) 257-9011
 Head Coach:John Cohen (Mississippi State, 1990)
 Record at Kentucky:131-93-1 (.582/4 years)
 Career Record:277-178-1 (.607/8 years)
 Baseball Office Phone:(859) 257-8052
 Best Time to Contact:Weekday mornings, ET
 Assistant Coaches: Brad Bohannon (Berry College, 1998); Gary Henderson (San Diego State, 1984) and Keith Vorhoff (Missouri Valley, 2003)
 2007 Record:34-19-1
 SEC Record (Finish):20-10 (5th in East, 9th overall)
 Post Season:None
 Final Rankings:Not Ranked
 Lettermen Returning/Lost:19/8
 Position Starters Returning/Lost:6/3
 Pitchers Returning/Lost:12/3
 Top Returning Position Players: Sr. INF/OF Sawyer Carroll (.350, 3 HR, 56 RBI); Sr. INF/C Brian Spear (.358, 5 HR, 49 RBI); Sr. OF Antone DeJesus (.318, 1 HR, 36 RBI)
 Top Returning Pitchers: Sr. RH Greg Dombrowski (5-2, 5.12); Jr. LH Chris Rusin (5-4, 4.90); Sr. LH Andrew Albers (6-5, 4.98)
 Top Newcomers: Fr. LHP Seth McCabe; Fr. C Dan Killian; Fr. INF Chris Bisson
 Series Record vs. LSU:LSU leads, 34-19-1
 2007 Series:Kentucky, 2-0-1 (2-16, 5-6, 9-9 (8) at Baton Rouge)
 Paul Mainieri vs. Kentucky:0-3-1
 John Cohen vs. LSU:6-5-1
 Sports Information Contact:Brent Ingram
 E-mail:brent.ingram@uky.edu
 Office Phone:(859) 257-3838 ext. 8504
 Cell Phone:(859) 608-6230
 Fax:(859) 323-4310

MISSISSIPPI STATE

Friday, May 9 at Baton Rouge - 7 p.m. (Cox Sports Television)
 Saturday, May 10 at Baton Rouge - 3 p.m. (Fox Sports Net)
 Sunday, May 11 at Baton Rouge - 1 p.m.

Location: Starkville,Miss.
 Enrollment:17,039
 Nickname:Bulldogs
 Colors:Maroon and White
 Conference:Southeastern (Western Division)
 President:Dr. Robert H. Foglesong (West Virginia, 1968)
 Athletic Director:Larry Templeton (Mississippi State, 1969)
 Home Park (Capacity):Dudy Noble Field, Polk DeMent Stadium (15,000)
 Dimensions:LF-330; LC-376; CF-390; RC-374; RF-326
 Press Box Phone:(662) 325-3776
 Head Coach:Ron Polk (Grand Canyon, 1965)
 Record at Mississippi State:1,116-557-2 (.667/28 years)
 Career Record:1,350-669-2 (.668/34 years)
 Baseball Office Phone:(662) 325-3597
 Best Time to Contact:8-9:30 a.m. CT and 10:30-Noon CT
 Assistant Coaches: Russ McNickle (South Alabama, 1988) and Tommy Raffo (Mississippi State, 1990)
 2007 Record:38-22
 SEC Record (Finish):15-13 (2nd in West, 4th overall)
 Post Season: 0-2 in SEC Tournament; 3-0 in NCAA Tallahassee Regional; 2-0 in Starkville Super Regional; 0-2 in NCAA College World Series
 Final Rankings:8th Baseball America, 8th Collegiate Baseball, 8th ESPN/Sports Weekly
 Lettermen Returning/Lost:20/10
 Position Starters Returning/Lost:4/5
 Pitchers Returning/Lost:9/3
 Top Returning Position Players: So. 2B Brandon Turner (.399, 3 HR, 48 RBI); So. INF Connor Powers (.306, 8 HR, 37 RBI); Jr. OF Jeff Flagg (.312, 5 HR, 23 RBI)
 Top Returning Pitchers: So. RH Ricky Bowen (5-2, 3.00, 5 SV); Jr. RH Aaron Weatherford (3-2, 3.53, 5 SV); Jr. RH Chad Crosswhite (8-5, 4.69, 2 SV)
 Top Newcomers: Jr. OF John Allen; Fr. C Cody Freeman; Fr. LHP Shawn Marquardt
 Series Record vs. LSU:Mississippi State leads, 193-159-1
 2007 Series:LSU, 2-1 (3-12, 6-5, 3-1 at Starkville)
 Paul Mainieri vs. Mississippi State:5-3
 Ron Polk vs. LSU:70-56
 Sports Information Contact:Joe Dier
 E-mail:jdier@athletics.msstate.edu
 Office Phone:(662) 325-8040
 Home Phone:(662) 323-0989
 Fax:(662) 325-3600

OLE MISS

Friday, April 11 at Oxford - 6:30 p.m.
 Saturday, April 12 at Oxford - 4 p.m.
 Sunday, April 13 at Oxford - 1:30 p.m.

Location:Oxford, Miss.
 Enrollment:17,325
 Nickname:Rebels
 Colors:Cardinal Red and Navy Blue
 Conference:Southeastern (Western Division)
 Chancellor:Dr. Robert C. Khayat (Ole Miss, 1961)
 Athletic Director:Pete Boone (Ole Miss, 1972)
 Home Park (Capacity):Oxford-University Stadium/Swayze Field (5,000)
 Dimensions:LF-330; LC-360; CF-390; RC-360; RF-330
 Press Box Phone:(662) 915-7858
 Head Coach:Mike Bianco (LSU, 1989)
 Record at Ole Miss:282-157-1 (.641/7 years)
 Career Record:382-228-1 (.625/10 years)
 Baseball Office Phone:(662) 915-6643
 Best Time to Contact:Weekday mornings, CT through Bill Bunting
 Assistant Coaches: Rob Reinstette (Ohio Dominican, 1999), Matt Mossberg (Ole Miss, 2002) and Carl Lafferty (Ole Miss, 2004)
 2007 Record:40-25
 SEC Record (Finish):16-14 (3rd in West, 5th overall)
 Post Season: 2-2 in SEC Tournament (4th); 3-0 in NCAA Oxford Regional (champions); 0-2 vs. Arizona State in NCAA Tempe Super Regional
 Final Rankings:17th Baseball America, 19th Collegiate Baseball, 16th ESPN/Sports Weekly
 Lettermen Returning/Lost:18/12
 Position Starters Returning/Lost:5/4
 Pitchers Returning/Lost:8/3
 Top Returning Position Players: Jr. 3B Cody Overbeck (.288, 14 HR, 58 RBI); So. OF Jordan Henry (.376, 1 HR, 17 RBI); Jr. OF Logan Power (.292, 11HR, 51 RBI)
 Top Returning Pitchers: Jr. RH Lance Lynn (8-5, 2.85); Jr. RH Brett Bukvich (7-3, 4.10); Jr. RH Scott Bittle (2-5, 2.79, 7 Sv)
 Top Newcomers: Fr. RHP Drew Pomeranz; Jr. OF Michael Guerrero; Fr. INF Tim Ferguson
 Series Record vs. LSU:LSU leads, 160-130
 2007 Series:LSU, 2-1 (4-3, 8-2, 5-16 at Baton Rouge)
 Paul Mainieri vs. Ole Miss:2-2
 Mike Bianco vs. LSU:15-14
 Sports Information Contact:Bill Bunting
 E-mail:wbunting@olemiss.edu
 Office Phone:(662) 915-7522
 Home Phone:(662) 801-0471
 Fax:(662) 915-7006

INTRO

THIS IS LSU

PREVIEW

TIGERS

COACHES

REVIEW

HISTORY

RECORDS

LSU

INTRO

THIS IS LSU

PREVIEW

TIGERS

COACHES

REVIEW

HISTORY

RECORDS

LSU

SOUTH CAROLINA

Friday, April 25 at Baton Rouge - 7 p.m.
Saturday, April 26 at Baton Rouge - 3 p.m.
Sunday, April 27 at Baton Rouge - 1 p.m.

Location:Columbia, S.C.
Enrollment:27,065
Nickname:Gamecocks
Colors:Garnet and Black
Conference:Southeastern (Eastern Division)
President:Dr. Andrew Sorensen (Yale, 1962)
Athletic Director:Eric Hyman
Home Park (Capacity):Sarge Frye Field (6,000)
Dimensions:LF-320; LC-360; CF-390; RC-360; RF-320
Press Box Phone:(803) 777-6648
Head Coach:Ray Tanner (N.C. State, 1980)
Record at South Carolina:500-220 (.694/lI years)
Career Record:895-395-3 (.694/20 years)
Baseball Office Phone:(803) 777-7830
Best Time to Contact:Weekday mornings, ET
Assistant Coaches: Mark Calvi (Nova Southeastern, 1992), Monte Lee (College of Charleston, 1999) and Sammy Esposito (NC State, 2003)
2007 Record:46-20
SEC Record (Finish):17-13 (4th in East, 2nd overall)
Post Season: 2-2 in SEC Tournament; NCAA Regional (Columbia, SC) 3-0; NCAA Super Regional (Chapel Hill) 1-2
Final Rankings:10th Baseball America, 11th Collegiate Baseball, 10th ESPN/Sports Weekly
Lettermen Returning/Lost:17/12
Position Starters Returning/Lost:6/3
Pitchers Returning/Lost:8/5
Top Returning Position Players: Jr. James Darnell (.331, 19 HR, 63 RBI); Jr. IB Justin Smoak (.315, 22 HR, 72 RBI); Sr. C/DH Phil Disher (.328, 15 HR, 63 RBI)
Top Returning Pitchers: So. Blake Cooper (7-2, 4.48); RH Harris Honeycutt (7-0, 3.33 ERA); Jr. RH Mike Cisco (6-2, 3.84); Jr. LH Will Atwood (2-2, 4.91, 1 SV)
Top Newcomers: Fr. LHP Alex Burrell; Fr. OF Jose Rodriguez; Jr. RHP Tyler Musselwhite
Series Record vs. LSU:LSU leads, 23-20-1
2007 Series:South Carolina, 2-1 (0-5, 6-5, 5-9 at Columbia)
Paul Mainieri vs. South Carolina:1-2
Ray Tanner vs. LSU:19-14
Sports Information Contact:Andrew Kitick
E-mail:kitick@gwm.sc.edu
Office Phone:(803) 777-5257
Cell Phone:(803) 240-4150
Fax:(803) 777-2967

TENNESSEE

Friday, March 14 at Knoxville - 6 p.m.
Saturday, March 15 at Knoxville - 3 p.m.
Sunday, March 16 at Knoxville - 1 p.m.

Location:Knoxville, Tenn.
Enrollment:27,308
Nickname:Volunteers
Colors:Orange and White
Conference:Southeastern (Eastern Division)
President:Dr. John Peterson (CSU-Los Angeles, 1970)
Athletic Director:Mike Hamilton (Clemson, 1985)
Home Park (Capacity):Lindsey Nelson Stadium (TBA, Renovations Ongoing)
Dimensions:LF-320; LC-360; CF-404; RC-358; RF-330
Press Box Phone:(865) 974-3376
Head Coach:Todd Raleigh (Western Carolina, 1991)
Record at Tennessee:First Year
Career Record:Same 257-209 (.551/8 years)
Baseball Office Phone:(865) 974-2057
Best Time to Contact:Weekday mornings, ET
Assistant Coaches: Bradley LeCroy (Clemson, 2001), Fred Corral (Sacramento State, 1998) and Nate Headley (Tennessee, 2005)
2007 Record:34-25
SEC Record (Finish):13-15 (4th in East, 8th overall)
Post Season:None
Final Rankings:Not Ranked
Lettermen Returning/Lost:12/6
Position Starters Returning/Lost:5/3
Pitchers Returning/Lost:8/4
Top Returning Position Players: So. C/IB Yan Gomes (.310, 8 HR, 47 RBI); So. IB Jeff Lockwood (.315, 4 HR, 34 RBI); Sr. INF/OF Andy Simunich (.333, 1 HR, 27 RBI)
Top Returning Pitchers: Jr. RH Aaron Everett (4-0, 2.82); So. LH Jeff Lockwood (2-2, 4.44, 8 SV); So. LH Nick Hernandez (4-4, 6.23)
Top Newcomers: Fr. RHP Dylan Hochevar; So. RHP Steve Cmkovich; Fr. OF Kentrail Davis
Series Record vs. LSU:LSU leads, 43-16
2007 Series:Tennessee, 2-1 (1-7, 4-2, 9-10 at Baton Rouge)
Paul Mainieri vs. Tennessee:1-2
Todd Raleigh vs. LSU:0-0
Sports Information Contact:Tom Satkowiak
E-mail:tsatkowi@tennessee.edu
Office Phone:(865) 974-1212
Cell Phone:(865) 696-2897
Fax:(865) 974-1269

VANDERBILT

NO REGULAR SEASON MEETINGS

Location:Nashville, Tenn.
Enrollment:6,378
Nickname:Commodores
Colors:Black and Gold
Conference:Southeastern (Eastern Division)
Chancellor:Nicholas S. Zeppos (Wisconsin, 1979)
Home Park (Capacity):Charles Hawkins Field (2,027)
Dimensions:LF-310; LC-375; CF-400; RC-375; RF-330
Press Box Phone:(615) 320-0436
Head Coach:Tim Corbin (Ohio Wesleyan, 1984)
Record at Vanderbilt:198-108 (.647/5 years)
Career Record:304-246 (.553/lI years)
Baseball Office Phone:(615) 322-3716
Best Time to Contact:Weekday mornings, CT
Assistant Coaches: Derek Johnson (Eastern Illinois, 1993); Erik Bakich (East Carolina, 2000) and Blake Allen (Blackburn College, 2001)
2007 Record:54-13
SEC Record (Finish):22-8 (1st in East, 1st overall)
Post Season: 5-1 in SEC Tournament (1st); 3-2 in NCAA Nashville Regional (2nd)
Final Rankings: 6th Baseball America, 9th Collegiate Baseball, 9th ESPN/Sports Weekly
Lettermen Returning/Lost:16/13
Position Starters Returning/Lost:8/1
Pitchers Returning/Lost:4/8
Top Returning Position Players: Jr. 3B Pedro Alvarez (.386, 18 HR, 68 RBI); Sr. OF Dom de la Osa (.378, 20 HR, 62 RBI); Jr. SS Ryan Flaherty (.381, 4 HR, 57 RBI)
Top Returning Pitchers: So. LH Mike Minor (9-1, 3.09); Jr. RH Brett Jacobson (6-3, 3.15); Jr. RH Nick Christiani (5-3, 4.11)
Top Newcomers: Fr. LHP Sean Bierman; So. LHP Drew Hayes; Fr. INF Aaron Westlake
Series Record vs. LSU:LSU leads, 47-30
2007 Series:Vanderbilt, 3-0 (4-1, 6-2, 6-2 at Baton Rouge)
Paul Mainieri vs. Vanderbilt:1-3
Tim Corbin vs. LSU:9-6
Sports Information Contact:Thomas Samuel
E-mail:thomas.samuel@vanderbilt.edu
Office Phone:(615) 343-0020
Cell Phone:(615) 512-6303
Fax:(615) 343-7064



2008 SEC Tournament

May 21-25 • Regions Park • Hoover, Ala.

The Southeastern Conference Baseball Tournament returns for an 11th straight year to Regions Park in the south-Birmingham city of Hoover, Ala., May 21-25. Regions Park serves as home of the Double-A Birmingham Barons (Chicago White Sox) of the Southern League. The stadium also serves as a home field to the nationally renowned Hoover Buccaneer high school football program.

The SEC Tournament will follow an eight-team double elimination tournament that is modeled after the College World Series. The tournament field includes the top teams from the SEC's Eastern and Western Divisions plus six at-large bids based on conference winning percentage. The eight teams are seeded 1-8 with the two divisional champions guaranteed of the top two seeds. Last season, Vanderbilt defeated Arkansas 7-4 to claim their first SEC Tournament since 1980.

Located eight miles south of Birmingham, Regions Park is regarded by many sports experts as one of the best of its kind in the nation. It seats 10,800 for baseball, but can accommodate over 16,000 when the patio, banquet and side grassy areas are used. The stadium also houses 12 suites and state-of-the-art dressing and training rooms. Wireless internet access was added in 2004, concourse and signage renovation was done in 2005 and a second-level press box expansion, new stadium seating and an exterior facelift in 2007 completed a \$4.5 million renovation project. A new video scoreboard is set to be added for 2008.

The 2007 SEC Baseball Tournament drew nearly 90,000 fans. Four times time in the last six years the tournament has surpassed the six-digit mark in total attendance. The 2002 SEC Baseball Tournament total attendance of 124,440 was the largest total in tourney history. The championship game pulled in 13,023 and was the second largest title game crowd in tournament history. It was also the third largest single game attendance in tourney history at the time. The 2003 SEC Baseball Tournament total attendance of 122,393 was the second largest total in tourney history, barely behind the 2002 event. New session and per game average records were also set in 2003.

The SEC athletic directors recently decided to extend, for five years, the SEC's contract to hold the baseball tournament at Regions Park. The Southeastern Conference will keep its baseball tournament in suburban Birmingham through 2011 with the newly signed deal.

LSU has played in the SEC Tournament title game in three of the past eight seasons. The Tigers have won six tournament titles (1986, '90, '92, '93, '94 and 2000) and finished as runners-up on six occasions (1987, '91, '95, '97, 2001 and 2003).

CENTENARY

Wednesday, April 2 at Baton Rouge – 6:30 p.m.

Location:Shreveport, La.
Enrollment:1,014
Nickname:Gents
Colors:Maroon and White
Conference:The Summit League
President:Dr. Kenneth L. Schwab (Purdue, 1969)
Athletic Director:Dr. Thomas G. Tallach (Centenary, 1993)
Home Park (Capacity):Shehee Stadium (1,400)
Dimensions:LF-342; CF-388; RF-342
Press Box Phone:(318) 869-5095
Head Coach:Ed McCann (Southeast Oklahoma State, 1977)
Record at Centenary:200-302-2 (.396/9 years)
Career Record:Same
Baseball Office Phone:(218) 869-5095
Best Time to Contact:Weekday mornings, CT
Assistant Coaches:Mike Diaz, Pat Holmes and Jeff Poulin
2007 Record:28-31
Summit Record:9-11
Final Rankings:None
Lettermen Returning/Lost:16/8
Position Starters Returning/Lost:5/3
Series Record vs. LSU:LSU leads, 27-8-1
2007 Series:LSU 1-0 (2-1 at Shreveport)
Paul Mainieri vs. Centenary:1-0
Ed McCann vs. LSU:1-7
Sports Information Contact:Tony Black
E-mail:ablack@centenary.edu
Office Phone:(318) 841-7260
Cell Phone:(318) 751-3380
Fax:(318) 869-5128

DUQUESNE

Friday, February 29 at Baton Rouge – 7 p.m.

Saturday, March 1 at Baton Rouge – 2 p.m.

Sunday, March 2 at Baton Rouge – 11 a.m.

Location:Pittsburgh, Pa.
Enrollment:10,000
Nickname:Dukes
Colors:Red and Blue
Conference:Atlantic 10
President:Dr. Charles J. Dougherty (St. Bonaventure, 1971)
Athletic Director:Greg Amodio (Davis and Elkins, 1984)
Home Park (Capacity):Duquesne Field (1,500)
Dimensions:LF-330; LC-365; CF-390; RC-365; RF-330
Head Coach:Mike Wilson (Chadron State, '71)
Record at Duquesne:289-429-1 (.402/14 years)
Career Record:Same
Baseball Office Phone:(412) 396-5245
Best Time to Contact:Mornings
Assistant Coaches:Jeff Minick and Jeff Stanek
2007 Record:22-29
Atlantic 10 Record (Finish):10-17 (10th)
Post Season:None
Final Rankings:Not Ranked
Lettermen Returning/Lost:21/9
Position Starters Returning/Lost:9/1
Pitchers Returning/Lost:1/4
Top Returning Position Players: Sr. IB Aaron Janusey (.318, 7 HR, 51 RBI); Jr. INF Bill Torre (.309, 4 HR, 33 RBI); Sr. INF Nolan Pena (.315, 0 HR, 15 RBI)
Top Returning Pitchers: Jr. RH Gary Pierpont (3-5, 5.35); So. RH Paul Bugajski (1-1, 5.68)
Top Newcomers: Fr. C Jared Bowser; So. IB Mark Tracy; Fr. RHP Joe Lombardo
Series Record vs. LSU:LSU leads, 5-0
2007 Series:0-0
Paul Mainieri vs. Duquesne:4-0
Mike Wilson vs. LSU:0-4
Sports Information Contact:George Nieman
E-mail:nieman@duq.edu
Office Phone:(412) 396-5376
Fax:(412) 396-6210

INDIANA

Friday, February 22 at Baton Rouge – 7 p.m.

Saturday, February 23 at Baton Rouge – 1 p.m.

Sunday, February 24 at Baton Rouge – 11 a.m.

Location:Bloomington, Ind.
Enrollment:38,247
Nickname:Hoosiers
Colors:Cream and Crimson
Conference:Big Ten
President:Michael A. McRobbie
Athletic Director:Rick Greenspan
Home Park (Capacity):Sembower Field (2,250)
Dimensions:LF-333; LC-370; CF-400; RC-370; RF-333
Press Box Phone:(812) 855-4787
Head Coach:Tracy Smith (Miami (OH), 1989)
Record at Indiana:41-69 (.372/two years)
Career Record:358-289-1 (.552/11 years)
Baseball Office Phone:(812) 855-9399
Best Time to Contact:Contact Matt Brady
Assistant Coaches:Ty Neal (Miami (OH), 1999) and Sheldon Watkins (Point Loma, 2004)
2007 Record:19-35
Big Ten Record:(Finish): 8-23 (10th overall)
Post Season:None
Final Rankings:Not Ranked
Lettermen Returning/Lost:22/9
Position Starters Returning/Lost:6/3
Pitchers Returning/Lost:9/3
Top Returning Position Players: Jr. OF Andrew Means (.369, 1 HR, 30 RBI); So. SS Evan Crawford (.333, 1 HR, 30 RBI); So. C Josh Phegley (.232, 0 HR, 16 RBI)
Top Returning Pitchers: Jr. RH Tyler Tufts (3-9, 4.21); So. LH Matt Bashore (4-7, 4.33)
Top Newcomers: Fr. INF Ethan Wilson; So. INF Michael Earley; So. INF Tyler Rogers
Series Record vs. LSU:LSU leads, 1-0-1
2007 Series:0-0
Paul Mainieri vs. Indiana:3-0
Tracy Smith vs. LSU:0-0
Sports Information Contact:Matt Brady
E-mail:mlbrady@indiana.edu
Office Phone:(812) 856-0215
Cell Phone:(413) 222-2788
Fax:(812) 855-9401

LOUISIANA-LAFAYETTE

Tuesday, April 29 at Baton Rouge – 6:30 p.m. (Cox Sports Television)

Location:Lafayette, La.
Enrollment:15,081
Nickname:Ragin' Cajuns
Colors:Vermillion and white
Conference:Sun Belt (West Division)
President:Dr. Ray P. Authement
Athletic Director:David Walker
Home Park (Capacity):M.L. "Tigue" Moore Field (3,500)
Dimensions:LF-330; CF-400; RF-330
Press Box Phone:(337) 482-6331
Head Coach:Tony Robichaux (McNeese State, 1986)
Record at ULL:482-301 (.616/12 years)
Career Record:726-451 (.617/18 years)
Baseball Office Phone:(337) 482-6189
Best Time to Contact:Weekday mornings, CT
Assistant Coaches: Anthony Babineaux (Louisiana-Lafayette, 1995), Jeff Szefer (Drexel, 1989) and Jason Krug (Missouri Valley, 1995)
2007 Record:45-17
Sun Belt Record (Finish):23-7 (1st)
Post Season:2-2 in State College Regional (2nd)
Final Rankings:Not Ranked
Lettermen Returning/Lost:16/12
Position Starters Returning/Lost:9/9
Pitchers Returning/Lost:7/3
Top Returning Position Players: Sr. OF Nolan Gisclair (.348, 13 HR, 54 RBI); Jr. C Scott Hawkins (.344, 16 HR, 49 RBI); Sr. OF Josh Logan (.335, 0 HR, 19 RBI)
Top Returning Pitchers: Jr. LH Danny Farquhar (6-3, 3.08, 6 Sv.); Sr. LH Brent Solich (5-2, 3.21); Sr. LH Hunter Moody (8-3, 4.13)
Top Newcomers: Jr. RHP Matt Broussard; Fr. SS Greg Fontenot; Fr. OF Gabe Begnaud
Series Record vs. LSU:LSU leads, 43-21
2007 Series:Did Not Play
Paul Mainieri vs. ULL:0-0
Tony Robichaux vs. LSU:11-16
Sports Information Contact:Chris Yandle
E-mail:yandle@louisiana.edu
Office Phone:(337) 482-6330
Fax:(337) 482-6529

INTRO

THIS IS LSU

PREVIEW

TIGERS

COACHES

REVIEW

HISTORY

RECORDS

LSU

INTRO

THIS IS LSU

PREVIEW

TIGERS

COACHES

REVIEW

HISTORY

RECORDS

LSU

MCNEESE STATE

Wednesday, April 23 at Baton Rouge – 6:30 p.m. (Cox Sports Television)

Location: Lake Charles, LA
 Enrollment: 8,800
 Nickname: Cowboys
 Colors: Blue and Gold
 Conference: Southland
 President: Dr. Robert Hebert
 Athletic Director: Sonny Watkins
 Home Park (Capacity): Cowboy Diamond (2,000)
 Dimensions: LF-330; LC-375; CF-400; RC-375; RF-330
 Press Box Phone: (337) 475-8007
 Head Coach: Terry Burrows (McNeese, 1990)
 Record at McNeese: First Year
 Career Record: First Year
 Baseball Office Phone: (337) 475-5482
 Best Time to Contact: Weekday mornings, CT
 Assistant Coaches: Jason Gonzalez (Arkansas St., 1996) and Bubbs Merrill (Arkansas, 2004)
 2007 Record: 21-35
 Southland Record: 17-12
 Post Season: None
 Final Rankings: Not Ranked
 Top Returning Position Players: Sr. OF Charlie Kingrey (.360, 15 HR, 47 RBI); Jr. INF Brian Cartie (.354, 3 HR, 41 RBI); Sr. C Joe Hulett (.323, 2 HR, 33 RBI)
 Top Returning Pitchers: Sr. Chris Denton (6-6, 3.58); Sr. Danny Davis (3-2, 5.96); Sr. Sam English (4-5, 5.51)
 Top Newcomers: Fr. P Jonathan Conrad; Fr. INF Andy Riche'; So. INF Brad Becker
 Series Record vs. LSU: LSU leads, 20-9
 2007 Series: LSU, 1-0 (6-3 at Baton Rouge)
 Paul Mainieri vs. McNeese St.: 3-0
 Terry Burrows vs. LSU: First Meeting
 Sports Information Contact: Louis Bonnette
 E-mail: lbbonnette@mcneese.edu
 Office Phone: (337) 475-5207
 Fax: (337) 475-5202

MICHIGAN STATE

Tuesday, March 4 at Baton Rouge – 6:30 p.m.

Wednesday, March 5 at Baton Rouge – 3 p.m.

Location: East Lansing, Mich.
 Enrollment: 45,520
 Nickname: Spartans
 Colors: Green & White
 Conference: Big Ten
 President: Dr. Lou Anna K. Simon
 Athletic Director: Mark Hollis (Michigan State, 1985)
 Home Park (Capacity): Oldsmobile Park (8,000), John F. Kobs Field (4,000)
 Dimensions: (Olds) LF-305; LC-375; CF-395; RC-375; RF-305, (Kobs) LF-340; LC-377; CF-400; RC-355; RF-301
 Press Box Phone: (Olds) (517) 485-5307; (Kobs) (517) 353-3009
 Head Coach: David Grewe (Dayton, 1998)
 Record at Michigan State: 51-56 (.476/two years)
 Career Record: Same
 Baseball Office Phone: (517) 355-4486
 Best Time to Contact: Contact Josh Rattray
 Assistant Coaches: Tony Baldwin (Butler, 1995), Danny Lopaze (Virginia Commonwealth, 2004) and Tom Lipari (New Orleans, 2007)
 2007 Record: 25-26
 Big Ten Record (Finish): 15-16 (7th overall)
 Post Season: None
 Final Rankings: Not Ranked
 Lettermen Returning/Lost: 12/4
 Position Starters Returning/Lost: 9/0
 Pitchers Returning/Lost: 8/3
 Top Returning Position Players: Sr. INF Steve Gerstenberg (.368, 3 HR, 31 RBI); So. INF Chris Roberts (.331, 2 HR, 27 RBI); Sr. OF Dennis Jones (.322, 1 HR, 36 RBI)
 Top Returning Pitchers: Sr. RH Mike Monterey (2-2, 5.33, 8 Sv); Sr. RH Chris Cullen (2-2, 5.70); Jr. RH A.J. Dunn (1-0, 6.75)
 Top Newcomers: Fr. RHP Andrew Webb; Fr. INF Jonathan Roof; Fr. INF/OF Tyler Newsome
 Series Record vs. LSU: Tied, 1-1
 2007 Series: 0-0
 Paul Mainieri vs. Michigan State: 0-1
 David Grewe vs. LSU: 0-0
 Sports Information Contact: Josh Rattray
 E-mail: jrattray@ath.msu.edu
 Office Phone: (517) 432-8011
 Fax: (517) 353-9636

MISSISSIPPI VALLEY STATE

Wednesday, February 27 at Baton Rouge – 6:30 p.m.

Location: Itta Bena, Miss.
 Enrollment: 3,162
 Nickname: Delta Devils
 Colors: Forest Green, White and Red
 Conference: Southwestern Athletic
 Athletic Director: Lonza Hardy, Jr.
 Home Park (Capacity): Delta Devils Baseball Field
 Head Coach: Doug Shanks
 Baseball Office Phone: (662) 254-3834
 Best Time to Contact: Through SID Office
 Assistant Coaches: Aaron Stevens
 2007 Record: 29-28
 Southwestern Athletic Record (Finish): 14-4
 Post Season: 0-2 in Southwestern Athletic Tournament
 Final Rankings: Not Ranked
 Series Record vs. LSU: LSU leads, 1-0
 2007 Series: LSU 1-0 (4-1 at Baton Rouge)
 Paul Mainieri vs. MVSU: 1-0
 Doug Shanks vs. LSU: 0-1
 Sports Information Contact: Roderick Mosley
 E-mail: rwmosley@yahoo.com
 Office Phone: (662) 254-3011
 Home Phone: (318) 280-4470
 Fax: (662) 254-3552

NEW ORLEANS

Wednesday, March 26 at Baton Rouge – 6:30 p.m.

Wednesday, April 16 at New Orleans (Maestri Field) – 6:30 p.m.

Tuesday, May 13 at Metairie (Zephyr Field) – 6:30 p.m.

Location: New Orleans, La.
 Enrollment: 11,392
 Nickname: Privateers
 Colors: Royal Blue and Silver
 Conference: Sun Belt
 President: Dr. Timothy Ryan (UNO, 1971)
 Athletic Director: James W. "Jim" Miller (Kentucky, 1970)
 Home Park (Capacity): Maestri Field at Privateer Park (4,200)
 Dimensions: LF-330; LC-370; CF-405; RC-370; RF-330
 Press Box Phone: TBA
 Head Coach: Tom Walter (Georgetown, 1991)
 Record at UNO: 88-93 (.486/3 years)
 Career Record: 363-277 (.567/11 years)
 Baseball Office Phone: (504) 280-7021
 Best Time to Contact: Through Media Relations Office
 Assistant Coaches: Bruce Peddie (Mansfield, 1987), Kirk Bullinger (Southeastern Louisiana, 1992) and Josh Jones (New Orleans, 2007)
 2007 Record: 38-26
 Sun Belt Record (Finish): 16-14 (2nd in Sun Belt)
 Post Season: 4-1 in Sun Belt Tournament (1st); 1-2 in NCAA Regional (Wichita, Kan.) (3rd)
 Final Rankings: Not Ranked
 Lettermen Returning/Lost: 23/10
 Position Starters Returning/Lost: 3/5
 Pitchers Returning/Lost: 9/4
 Top Returning Position Players: Jr. INF/OF Johnny Giavotella (.385, 15 HR, 65 RBI); Sr. INF T.J. Baxter (.374, 11 HR, 60 RBI)
 Top Returning Pitchers: Sr. RH Stephen Whalen (9-5, 3.61); Sr. RH Bryan Cryer (8-4, 5.34)
 Top Newcomers: Fr. IB/OF Jay Morris; Fr. RHP Tyler Sanders; Fr. C Chris Turner
 Series Record vs. LSU: LSU leads, 48-31
 2007 Series: Tied, 1-1 (6-3 at Baton Rouge, 4-5 at Metairie)
 Paul Mainieri vs. UNO: 3-6
 Tom Walter vs. LSU: 1-5
 Sports Information Contact: Rob Broussard
 E-mail: rbrouss@uno.edu
 Office Phone: (504) 280-7027
 Cell Phone: (504) 628-3895
 Fax: (504) 280-7240

NICHOLLS STATE

Tuesday, April 15 at Baton Rouge – 6:30 p.m.

Location:Thibodaux, La.
Enrollment:6,814
Nickname:Colonels
Colors:Red and Gray
Conference:Southland
President:Dr. Stephen T. Hulbert (Worcester State)
Athletic Director:Rob Bernardi (Cal-State Northridge, 1983)
Home Park (Capacity):Raymond E. Didier Field (1,000)
Dimensions:LF-331; LC-365; CF-401; RC-365; RF-331
Press Box Phone:(985) 448-4834
Head Coach:James "Chip" Durham (Arkansas-Monticello, 1994)
Record at Nicholls State:23-85 (.213/2 years)
Career Record:117-169 (.409/5 years)
Baseball Office Phone:(985) 448-4808
Best Time to Contact:Weekday mornings, CT
Assistant Coaches: Seth Thibodeaux (William Carey, 2003), Chris Prothro and Ricky Newman
2007 Record:10-45
Post Season:None
Final Rankings:Not Ranked
Series Record vs. LSU:LSU leads, 43-21
2007 Series:LSU 1-0 (8-3 at Baton Rouge)
Paul Mainieri vs. Nicholls State:1-0
James "Chip" Durham vs. LSU:0-1
Sports Information Contact:Elizabeth Ballard
Office Phone:(985) 448-4282
Fax:(985) 448-4490

NORTHWESTERN STATE

Tuesday, March 25 at Baton Rouge – 6:30 p.m.

Location:Natchitoches, La.
Enrollment:9,847
Nickname:Demons
Colors:Purple and White with Orange Trim
Conference:Southland
President:Dr. Randall J. Webb
Athletic Director:Greg Burke
Home Park (Capacity):Brown-Stroud Field (1,200)
Dimensions:LF-330; LC-375; CF-405; RC-375; RF-330
Press Box Phone:(318) 357-4606
Head Coach:J.P. Davis (Memphis, 1994)
Record at Northwestern State:First Year
Career Record:First Year
Baseball Office Phone:(318) 357-4139
Best Time to Contact:Weekday Mornings, CT
Assistant Coaches: Jeff McCannon (Arizona, 1997) and Bobby Barbier
2007 Record:25-28
Southland Record (Finish):15-14
Final Rankings:Not Ranked
Top Returning Position Players: Sr. OF Brett Johnson (.320, 0 HR, 21 RBI); Jr. OF Justin O'Neal (.290, 2 HR, 17 RBI); Sr. OF Dylan Libadisos (.287, 2 HR, 24 RBI)
Top Returning Pitchers: Jr. RH Heath Hennigan (4-3, 4.76); Sr. RH Jimmy Heard (7-5, 4.92); Sr. RH Ryan Campbell (3-2, 2.43, 9 Sv)
Top Newcomers: Fr. C Miles Parsons; Fr. RHP Chad Sheppard; Fr. OF Trey Sofia
Series Record vs. LSU:LSU leads, 46-10
2007 Series:LSU, 1-0 (6-2 at Baton Rouge)
Paul Mainieri vs. Northwestern State:1-0
J.P. Davis vs. LSU:First Meeting
Sports Information Contact:Matthew Bonnette
E-mail:bonnettem@nsula.edu
Office Phone:(318) 357-6467
Cell Phone:(318) 663-5701
Fax:(318) 357-4515

SOUTHEASTERN LOUISIANA

Tuesday, March 11 at Baton Rouge – 6:30 p.m.

Location:Hammond, La.
Enrollment:15,118
Nickname:Lions
Colors:Green and Gold
Conference:Southland
President:Dr. M. Randy Moffett (Louisiana Tech, 1969)
Athletic Director:Dr. Joel Erdman
Home Park (Capacity):Pat Kenelly Diamond Alumni Field (2,500)
Dimensions:LF-320; LC-365; CF-400; RC-365; RF-320
Press Box Phone:(985) 549-2431
Head Coach:Jay Artigues (Belhaven, 1992)
Record at SLU:57-53 (.518/two years)
Career Record:332-161 (.673/seven years)
Baseball Office Phone:(985) 549-3566
Best Time to Contact:Weekday mornings, CT
Assistant Coaches: Justin Hill, Luke Weatherford, Matt Riser
2007 Record:34-21
Southland Record (Finish):16-14 (3rd)
Post Season:None
Final Rankings:Not Ranked
Lettermen Returning/Lost:18/15
Position Starters Returning/Lost:4/4
Pitchers Returning/Lost:11/6
Top Returning Position Players: Sr. 1B Chase Burch (.361, 5 HR, 53 RBI); Jr. OF Ty Summerlin (.351, 2 HR, 27 RBI); Sr. OF Xavier Qualls (.260, 5 HR, 29 RBI)
Top Returning Pitchers: Jr. LH Wade Miley (7-5, 3.86); Sr. RH Josh Black (8-3, 3.97); Sr. LH Brent Varnado (6-3, 2.72)
Top Newcomers: Fr. INF Ross Barbier; Fr. C Kelly Weems; Fr. RHP Matt Fowler
Series Record vs. LSU:LSU leads, 57-16
2007 Series:LSU, 1-0 (5-3 at Baton Rouge)
Paul Mainieri vs. SLU:1-0
Jay Artigues vs. LSU:0-2
Sports Information Contact:Charlie Gillingham
E-mail:charlie.gillingham@selu.edu
Office Phone:(985) 549-3774
Cell Phone:(985) 507-1891
Fax:(985) 549-3773

SOUTHERN

Tuesday, February 26 at Baton Rouge (Alex Box Stadium) – 6:30 p.m. (Cox Sports Television)

Tuesday, April 1 at Baton Rouge (Lee-Hines Field) – 6 p.m.

Location:Baton Rouge, La.
Enrollment:9,803
Nickname:Jaguars
Colors:Columbia Blue and Gold
Conference:Southwestern Athletic
President:Dr. Edward Jackson
Athletic Director:Greg LaFleur
Home Park (Capacity):Lee-Hines Field (600)
Dimensions:LF-330; LC-375; CF-40; RC-375; RF-330
Press Box Phone:N/A
Head Coach:Roger Cador (Southern, 1975)
Record at Southern:658-346-1 (.655/22 years)
Career Record:Same
Baseball Office Phone:(225) 771-2513
Best Time to Contact:Weekday mornings, CT
Assistant Coaches: Fernando Puebla (Southern, 2003), Calvin Beal (Southern, 1983), Russell Revere and Jon Bolton
2007 Record:24-17
Southwestern Athletic Record:17-11
Final Rankings:Not Ranked
Series Record vs. LSU:LSU leads, 41-2
2007 Series:LSU 1-0 (9-7 at Alex Box Stadium in Baton Rouge)
Paul Mainieri vs. Southern:1-0
Roger Cador vs. LSU:2-39
Sports Information Contact:Kevin Manns
E-mail:kmans@subr.edu
Office Phone:(225) 271-2601
Fax:(225) 271-2896

INTRO

THIS IS LSU

PREVIEW

TIGERS

COACHES

REVIEW

HISTORY

RECORDS

LSU

INTRO

THIS IS LSU

PREVIEW

TIGERS

COACHES

REVIEW

HISTORY

RECORDS

LSU

SOUTHERN MISS

Wednesday, April 9 at Hattiesburg – 6:30 p.m.

Location:Hattiesburg, Miss.
Enrollment:15,000
Nickname:Golden Eagles
Colors:Black and Gold
Conference:Conference USA
President:Dr. Martha D. Saunders (Southern Miss, 1969)
Athletic Director:Richard Giannini (Florida, 1966)
Home Park (Capacity):Hill Denson Field at Pete Taylor Park (3,678)
Dimensions:LF-340; LC-370; CF-400; RC-370; RF-340
Press Box Phone:(601) 583-7345
Head Coach:Corky Palmer (Southern Miss, 1977)
Record at Southern Miss:469-327 (.589/10 years)
Career Record:863-445 (.613/20 years)
Baseball Office Phone:(601) 266-5017
Best Time to Contact:Contact Jason Kirksey
Assistant Coaches: Scott Berry (Southwest Missouri State, 1986), Chad Caillet (Southern Miss, 1999) and Graham Martin (Southeastern Louisiana, 2003)
2007 Record:39-23
C-USA Record (Finish):14-10 (3rd)
Post Season:I-2 in Conference USA Tournament
Final Rankings:Not Ranked
Lettermen Returning/Lost:20/6
Position Starters Returning/Lost:7/2
Pitchers Returning/Lost:9/5
Top Returning Position Players: Sr. INF Trey Sutton (.368, 8 HR, 38 RBI); Jr. INF Brian Dozier (.339, 4 HR, 28 RBI); Sr. C Keith Winstead (.333, 3 HR, 10 RBI)
Top Returning Pitchers: Sr. RH Barry Bowden (7-4, 3.11); So. RH J.R. Ballinger (1-2, 2.96); Sr. RH David Clark (8-5, 4.85)
Top Newcomers: Fr. INF Austin Davis; Fr. RHP Matt Warren; Fr. OF Daniel Covert
Series Record vs. LSU:LSU leads, 31-11-2
2007 Series:LSU, 2-1 (2-1, 15-8, 3-5 at Baton Rouge)
Paul Mainieri vs. Southern Miss:2-1
Corky Palmer vs. LSU:1-5
Sports Information Contact:Jason Kirksey
E-mail:Jason.Kirksey@usm.edu
Office Phone:(601) 266-5332
Cell Phone:(251) 370-8258
Fax:(601) 266-4507

STETSON

Friday, March 7 at Baton Rouge – 7 p.m.

Saturday, March 8 at Baton Rouge – 2 p.m.

Sunday, March 9 at Baton Rouge – 1 p.m.

Location:DeLand, Fla.
Enrollment:2,300
Nickname:Hatters
Colors:Hunter Green and White
Conference:Atlantic Sun
President:Dr. H. Douglas Lee (Richmond, 1964)
Athletic Director:Jeff Altier (Stetson, 1982)
Home Park (Capacity):Melching Field at Conrad Park (3,000)
Dimensions:LF-335; CF-403; RF-335
Press Box Phone:(386) 736-7360
Head Coach:Pete Dunn (Stetson, 1972)
Record at Stetson:1,044-625-3 (.624/28 years)
Career Record:Same
Baseball Office Phone:(386) 822-8106
Best Time to Contact:Mornings
Assistant Coaches: Mitch Markham (Stetson, 1995) and Garrett Quinn (Maine, 1998)
2007 Record: 42-21
Atlantic Sun Record (Finish):21-6 (1st)
Post Season:2-2 in Atlantic Sun Tournament (3rd); I-2 in Tallahassee Regional (3rd)
Final Rankings:Not Ranked
Top Returning Position Players: Sr. OF Justin Bass (.362, 5 HR, 54 RBI); Jr. INF Jeremy Cruz (.328, 3 HR, 44 RBI); So. INF Casey Frawley (.303, 0 HR, 28 RBI)
Top Returning Pitchers: Jr. RH Jake Hitchcock (5-2, 3.89); So. RH Justin Dechert (6-3, 4.65); Sr. RH Robbie Elsemillier (3-1, 2.35, 12 Sv)
Top Newcomers: Fr. INF Jacob deGrom; Fr. RHP Will Dorsey; Fr. INF Matt Sorrell
Series Record vs. LSU:Tied, 3-3
2007 Series:Stetson, 2-1 (8-1, 14-1, 4-8 at DeLand)
Paul Mainieri vs. Stetson:2-3
Pete Dunn vs. LSU:3-3
Sports Information Contact:Dean Watson
E-mail:dwatson@stetson.edu
Office Phone:(386) 822-8130
Fax:(386) 822-8132

TULANE

Wednesday, March 19 at Baton Rouge – 6:30 p.m.

Tuesday, April 22 at New Orleans (Turchin Stadium) – 6 p.m.

Location:New Orleans, La.
Enrollment:10,606
Nickname:Green Wave
Colors:Olive Green and Sky Blue
Conference:Conference USA
President:Dr. Scott Cowen (Connecticut, 1968)
Athletic Director:Rick Dickson (Tulsa, 1976)
Home Park (Capacity):Turchin Stadium (4,200)
Dimensions:LF-325; LC-370; CF-400; RC-370; RF-325
Press Box Phone:(504) 862-8224
Head Coach:Rick Jones (UNC-Wilmington, 1975)
Record at Tulane:600-284-1 (.678/14 years)
Career Record:876-373-2 (.700/21 years)
Baseball Office Phone: (504) 862-8239
Best Time to Contact:Weekday mornings, CT through Richie Weaver
Assistant Coaches: Mark Kingston (North Carolina, 1995); Chad Sutter (Tulane, 1999); Billy Mohl (Tulane, 2007)
2007 Record:34-26
C-USA Record (Finish):9-15 (7th in C-USA)
Post Season:None
Final Rankings:Not Ranked
Lettermen Returning/Lost:17/13
Position Starters Returning/Lost:5/4
Pitchers Returning/Lost:7/4
Top Returning Position Players: Jr. RF Warren McFadden (.296, 4 HR, 34 RBI); Jr. C Jared Dyer (.300, 2 HR, 17 RBI); Jr. CF Aja Barto (.269, 6 HR, 28 RBI)
Top Returning Pitchers: So. RH Preston Claiborne (0-2, 2.36, 2 Sv); So. LH Aaron Loup (2-1, 4.37); So. RH Taylor Rogers (1-0, 6.75)
Top Newcomers: So. SS Josh Prince; Fr. OF Nick Boulosa; Fr. RHP Nick Pepitone
Series Record vs. LSU:LSU leads, 157-120-3
2007 Series:Tulane, 2-0 (3-8 at Baton Rouge, 9-16 at Metairie)
Paul Mainieri vs. Tulane:2-2
Rick Jones vs. LSU:18-17
Sports Information Contact:Richie Weaver
E-mail:rweaver@tulane.edu
Office Phone:(504) 314-7232
Home Phone:(504) 352-5802
Fax:(504) 865-5512



2008 NCAA Tournament

Regional Tournaments: May 30-June 2 (sites TBA)

Super Regional Series: June 6-8/7-9 (sites TBA)

College World Series: June 14-24/25 (Rosenblatt Stadium - Omaha, Neb.)

The 2008 NCAA Tournament will feature a 64-team field for the 10th straight year, as the tournament was expanded from 48 to 64 participants in 1999. The teams selected for the tournament will be placed in 16 four-team NCAA Regional brackets at campus sites across the country May 30-June 2.

The brackets are set up like the NCAA basketball tournament, with the top eight teams in the country earning "National Seeds." The brackets will be used to determine Super Regional pairings as well as the two brackets for the College World Series.

The 16 winners of the Regionals advance to the Super Regionals, where teams will be matched up for best-of-three series at eight sites June 6-8 and June 7-9. The eight winners of the Super Regionals advance to the College World Series June 14-25 at Omaha's Rosenblatt Stadium, marking the 59th series that will take place in the venerable facility.

The eight CWS teams compete in two four-team brackets. From 1988-2002, the bracket champions met in a single game to determine the national champion; however, the bracket champions now meet in a best two-of-three playoff to determine the national champion.

LSU has made 13 CWS appearances, winning the national championship five times. LSU is one of only 10 schools to have earned at least 13 CWS berths.



47

Ben Alsup

RH Pitcher
6-3, 163, R-R, Fr., HS
Ruston, La. (Ruston HS)


A highly-recruited pitching prospect from Louisiana who should see action out of the bullpen this season ... a hard-throwing athletic pitcher with a tall frame and a loose arm ... offered football scholarships from numerous colleges to play quarterback.

High School

A two-sport athlete at Ruston High School ... a three-year letterwinner as a pitcher, shortstop and outfielder ... a Rawlings High School All-American in 2007 ... named an all-state pitcher after compiling a 7-3 record with a 2.91 ERA ... named to the all-district first team, and was invited to the East Coast Professional Showcase ... led Ruston High School with a .416 batting average, five homers and 41 RBI in 2007... was 5-3 with a 3.51 ERA and 55 strikeouts in 54 innings in 2006 ... a 2006 first-team all-district baseball selection ... coached by Toby White ... also played quarterback for Ruston High School ... earned 2005 honorable mention all-state honors in football ... named the district I-5A offensive MVP as a quarterback.

Personal

Full name is Benjamin Pearce Alsup ... parents are Marty and Cary Alsup ... has three older brothers, Daniel, Andrew and Timothy ...brother Andrew is a former Louisiana Tech pitcher ... currently undecided on a major at LSU ... born September 9, 1988.



41

Shane Ardoin

LH Pitcher
6-0, 165, L-L, So., IL
Ville Platte, La. (Sacred Heart HS)

Excellent southpaw who made 11 relief appearances for the Tigers in 2007 as a true freshman ... should again be a contributor from the bullpen in 2008.

2007 Season

Made 11 relief appearances, posting a 5.93 ERA with no decisions ... worked 13.2 innings, allowing 10 runs (nine earned) on 10 hits with nine walks and 17 strikeouts ... opponents batted just .192 against him ... superb relief outing at third-ranked Arkansas (May 6), limiting the Hogs to one run on two hits in three innings with three walks and three strikeouts; Ardoin entered the game in the sixth with LSU holding a 3-2 lead and he left in the ninth inning of the Tigers' 5-3 victory ... another impressive relief outing at New Orleans (April 18), allowing just one unearned run on one hit in five IP with no BB and seven Ks ... worked 1.1 critical relief innings in the eighth and ninth frames at Mississippi State (April 22), helping LSU hold on for a 3-1 win; allowed no runs on one hit with two walks and one K.

High School

Tremendous four-sport athlete at Sacred Heart High School ... a three-time all-state and all-district selection as a pitcher and centerfielder... named an all-district MVP as a sophomore in 2004 and was named an all-parish MVP as a senior in 2006 ... posted an 8-1 record with a 0.83 ERA in 59 innings pitched as a senior ... struck out 114 and walked 25 in 2006 ... two-way player who batted .424 as a senior with nine doubles, a triple, a homer and 21 RBI ... recorded a 9-1 record to go with a 1.41 ERA in 54.2 innings pitched with 92 strikeouts as a junior ... member of a team that won the district championship every year of his career ... earned four letters in football (safety), track (triple jump and relays) and basketball (guard) ... coached by Todd Ardoin in baseball ... academic all-state recipient and a member of the National Honor Society.

Personal

Full name is Shane Michael Ardoin ... parents are Jonathan and Neva Mae Ardoin ... has two older brothers, Chauncey and Brandon ... born August 10, 1987.

Ardoin's LSU Career Statistics

Year	ERA	W	L	App	GS	CG	SHO	CBO	SV	IP	H	R	ER	BB	SO
2007	5.93	0	0	11	0	0	0	0	0	13.2	10	10	9	9	17

Ardoin's LSU Career Highs

Innings:	5 at New Orleans (4/18/07)
Strikeouts:	7 at New Orleans (4/18/07)
Hits Allowed:	2 on four occasions; last vs. Florida (5/12/07)
Runs:	4 vs. UCF (2/24/07)
Earned Runs:	4 vs. UCF (2/24/07)
Walks:	3 at Arkansas (5/6/07)



25

Kyle Beerbohm

LH Pitcher
6-3, 203, L-L, Sr., IL
Terrytown, La. (Shaw HS/Delgado CC)

Crafty left-hander who worked over 20 innings in 2007, mostly as a reliever ... will again be counted upon as a bullpen contributor in 2008.

2007 Season

Appeared in 13 games (two starts), posting a 1-1 mark and a 9.74 ERA in 20.1 innings ... earned first career LSU victory April 11 vs. Mississippi Valley State - worked one scoreless inning, allowing one hit with one K ... longest outing of the season came on Feb. 25 vs. Central Florida - 4.0 IP, three earned runs on four hits with two walks and two Ks.

Junior College

Served as Delgado's No. 1 pitcher in 2006 where he posted a 7-2 record ... led Delgado to the junior college regional tournament ... enjoyed an excellent freshman campaign in which he compiled an 8-2 mark on the mound ... coached by Joe Scheuermann ... American Legion ace for the New Orleans Boosters ... helped the club reach the All-American Amateur Baseball Association tournament in Johnstown, Pa. ... earned the win in the team's opening game, allowing no earned runs on just four hits in 6.2 innings ... Boosters ended up finishing third out of 16 teams in the tourney.

High School

Three-year letterwinner at Shaw High School ... earned all-district, all-Clarion Herald and all-Westbank honors ... coached by Joey Latino.

Personal


Full name is Kyle Raymond Beerbohm ... parents are David and Sandy Beerbohm ... has one younger sister, Krista ... chose to attend LSU because of the opportunity to play in Omaha and win a national championship ... majoring in kinesiology at LSU ... born May 28, 1986.

Beerbohm's LSU Career Statistics

Year	ERA	W	L	App	GS	CG	SHO	CBO	SV	IP	H	R	ER	BB	SO
2007	9.74	1	1	13	2	0	0	0	0	20.1	36	24	22	9	15

Beerbohm's LSU Career Highs

Innings:	4 vs. UCF (2/25/07)
Strikeouts:	3 twice; last vs. Kentucky (3/23/07)
Hits Allowed:	7 vs. Florida (5/11/07)
Runs:	6 vs. Kentucky (3/23/07)
Earned Runs:	5 vs. Kentucky (3/23/07)
Walks:	2 three times; last at Tulane (4/3/07)



44

Paul Bertuccini

RH Pitcher
5-11, 185, R-R, So., IL
Metairie, La. (Rummel HS)

2006 SEC Freshman Academic Honor Roll

Talented right-handed pitcher who emerged as one of the Tigers' top relievers in 2007, making 23 appearances out of the bullpen ... redshirted as a true freshman in 2006 ... product of same high school as former LSU catcher Matt Liuzza (2003-06) ... pitched in the summer of 2007 in the New York Collegiate Baseball League, recording a 3-1 record with a 1.14 ERA in eight appearances (four starts); also registered 35 strikeouts and 11 walks in 31.2 innings, and opponents batted just .195 against him.

2007 Season

Appeared in 23 games as a reliever, posting a 1-2 mark and four saves in 21.2 innings ... recorded a 3.32 ERA, 10 walks, 21 strikeouts and a .238 opponent batting average ... earned save May 6 at third-ranked Arkansas to clinch LSU series win; allowed no runs on one hit in one inning with no walks and one K in 5-3 LSU win ... earned save April 22 at No. 15 Mississippi State to clinch LSU series win; retired the final MSU batter with the bases loaded to preserve a 3-1 Tiger victory ... earned first career LSU victory May 1 versus Southern; worked two relief innings, allowing one earned run on three hits with two Ks ... longest outing of the season came in a 10-inning loss to Tennessee (April 29); allowed one earned run on three hits in three innings with one walk and two strikeouts.

High School

Two-year letterwinner at Rummel High School ... member of two class 5A playoff teams ... coached by David Baudry ... member of the Honor Society.

Personal

Full name is Paul Edward Bertuccini ... parents are Dean and Debbie Bertuccini ... has one older sister, Dana ... lists his mother, Debbie, as the biggest influence on his athletic career ... majoring in management at LSU ... born November 3, 1986.

Bertuccini's LSU Career Statistics

Year	ERA	W	L	App	GS	CG	SHO	CBO	SV	IP	H	R	ER	BB	SO
2007	3.32	1	2	23	0	0	0	0	4	21.2	20	12	8	10	21

Bertuccini's LSU Career Highs

Innings:	3 vs. Tennessee (4/29/07)
Strikeouts:	3 at Tulane (4/3/07)
Hits Allowed:	4 at Tulane (4/3/07)
Runs:	3 at Tulane (4/3/07)
Earned Runs:	3 at Tulane (4/3/07)
Walks:	1 several times; last at Vanderbilt (5/18/07)



27

Jared Bradford

RH Pitcher
6-1, 177 R-R, Sr., IL
Hueytown, Ala. (Hueytown HS/Shelton State CC)

2007 SEC Academic Honor Roll

2007 Second-Team All-SEC

2007 Second-Team ABCA All-South Region

2007 Louisiana Pitcher of the Year

2007 Louisiana Newcomer of the Year

MLB Draft: 21st Round in 2005 (Tampa Bay)

Emerged as one of the top pitchers in the Southeastern Conference in 2007, earning second-team all-league honors ... was extremely valuable both as a starter and reliever, as he led LSU in wins (10) and saves (5) ... named a 2008 third-team preseason All-American by the NCBWA ... also named to the 2008 Brooks Wallace Award Watch List ... commands the zone extremely well and is known for hard-dropping sinker that clocks between 85 and 90 mph ... can throw an outstanding slider and changeup ... came to LSU after two seasons at Shelton State Community College in Tuscaloosa, Ala. ... the 21st-round selection of the Tampa Bay Devil Rays in the 2005 Major League Baseball Draft ... rated the No. 23 JUCO prospect in 2006 by Baseball America.

2007 Season

Appeared in 23 games (11 starts), posting a 10-4 record and a 4.41 ERA with five saves ... worked 96 innings, recording 16 walks and 81 strikeouts ... 7-3 record in SEC games with three saves; recorded either a win or a save in 10 of LSU's 12 conference victories ... tied for No. 1 in the SEC in regular-season victories (10) with Vanderbilt's David Price and Casey Weathers ... named second-team All-SEC and second-team ABCA All-South Region ... also voted Louisiana Pitcher of the Year and Newcomer of the Year by the Louisiana Sportswriters Association ... a member of the SEC Academic Honor Roll as a general studies major ... posted two wins in series at third-ranked Arkansas (May 4-6) -- earned a relief win on Friday night and a victory as a starter on Sunday ... Bradford fired 39 pitches in three innings on May 4 as LSU recorded a 6-5 win ... he registered no walks and three strikeouts and worked a perfect ninth inning after the Tigers had broken a 5-5 tie in the top of the frame ... Bradford returned to the mound as a starter on May 6, throwing 85 pitches in five innings of work ... he limited Arkansas to two runs on six hits with no walks and two strikeouts ... Bradford threw a total of 124 pitches in the two victories as Arkansas as he improved to 7-1 in SEC games ... fired his first complete game in an LSU uniform April 29 vs. Tennessee, limiting the Vols to two runs on eight hits with no BB and 8 Ks ... named a Collegiate Baseball National Player of the Week after a 13-strikeout outing against Lipscomb; worked 7.1 innings, allowing two runs on three hits with one walk.

Junior College

Pitched for two seasons as the top hurler at Shelton State Community College ... an all-state, all-tournament and all-conference selection during both seasons ... had, arguably, the best numbers of any JUCO pitcher as a sophomore ... led all of the JUCO ranks in ERA in 2006 (0.63) ... maintained a stretch of allowing only one run in 45 innings of work in 2006 and finished with a 7-1 record ... held opponents to a .189 batting average ... carried a 30-inning shutout streak into the Alabama Community College State Tournament as a sophomore ... only loss in 2006 came against fourth-ranked Gulf Coast (Fla.) Community College ... a 2006 third-team JUCO all-American selection ... posted eight wins as a freshman.

High School

Three-year letterwinner at Hueytown High School ... for his career, compiled a 24-13 record with a 2.08 ERA in 236.2 innings of work and 206 strikeouts ... received all-metro and all-state honors after working a team-high 90.1 innings as a senior and maintaining a 9-4 record to go with a 1.16 ERA ... fanned 104 batters as a senior ... coached by Rick Patterson.

Personal

Full name is Jared Ladell Bradford ... parents are Jimmy and Carol Bradford ... has one older sister, Jana ... chose to attend LSU because of "the baseball winning tradition year after year and the beautiful campus" ... majoring in general studies at LSU ... born April 3, 1986 in Birmingham, Ala.

Bradford's LSU Career Statistics

Year	ERA	W	L	App	GS	CG	SHO	CBO	SV	IP	H	R	ER	BB	SO
2007	4.41	10	4	23	11	1	0	0	5	96.0	94	50	47	16	81

Bradford's LSU Career Highs

Innings:	9 vs. Tennessee (4/28/07)
Strikeouts:	13 vs. Lipscomb (3/4/07)
Hits Allowed:	10 vs. Kentucky (3/24/07)
Runs:	12 vs. Ole Miss (4/15/07)
Earned Runs:	10 vs. Ole Miss (4/15/07)
Walks:	3 vs. Southern Miss (3/10/07)



24

Daniel Bradshaw

RH Pitcher
6-1, 201, R-R, Fr., HS
West Monroe, La. (Ouachita Christian HS)

A winning pitcher who will begin the season in the bullpen for the Tigers ... could see time in the starting rotation at some point during the season ... had the most outstanding fall of any pitcher on the staff ... fastball reaches 91 mph ... also throws a curveball and a changeup ... can throw all three pitches for strikes ... recorded four strikeouts in four innings of play for the Gold team's victory in Game 3 of the "Purple-Gold World Series" during 2007 fall practice.

High School

A two-time first-team all-state selection while at Ouachita Christian High School ... posted a career record of 33-11 with a 1.51 ERA... named the Louisiana High School Coaches Association Pitcher of the Year in 2007 ... posted a 9-3 record with a 1.22 ERA and 107 strikeouts in 69 innings during his senior season ... also batted .465 with nine homers and 49 RBI ... was 7-1 on the mound as a junior with a 0.80 ERA and 64 strikeouts in 44 innings ... was a member of Ouachita Christian's Class 2A state championship team in 2005 ... coached by Micah Harper ... National Honor Society student with a 4.96 GPA.

Personal

Full name is Daniel Evan Bradshaw ... parents are Charles Jr. and Wendy Bradshaw ... has one older brother, David, who is a senior catcher at Mississippi College ... interests include playing the guitar and golfing ... credits his brother David with teaching him to "always play hard" ... currently undecided on a major at LSU ... born April 11, 1988.



13

Jordan Brown

RH Pitcher
6-0, 192, R-R, Jr., JC
Luling, La. (Hahnville HS/Meridian CC)

MLB Draft: 31st round in 2005 (Tampa Bay)
MLB Draft: 21st round in 2006 (Atlanta)
MLB Draft: 45th round in 2007 (Cincinnati)

An outstanding pitcher who could see action in the starting rotation or as LSU's closer ... has a fastball that reaches 93 mph to go along with a curveball and a changeup ... has tremendous control on the mound ... will have two years of eligibility remaining.

Junior College

Spent two seasons at Meridian (Miss.) Community College ... posted a 5-4 record with a 2.58 ERA in 2007; in 54.1 innings, he recorded 19 walks and 57 strikeouts and did not allow a home run ... posted a 2-2 mark with a 2.44 ERA and two saves in 2006 ... recorded 26 strikeouts and eight walks in 22 innings ... also started 35 games at shortstop as a part of Meridian's 2006 Mississippi state title team.

High School

Earned all-state honors as a pitcher and shortstop at Hahnville High School ... helped lead Hahnville to two district titles ... a four-time all-district and all-River Parishes selection ... participated in the Louisiana High School All-Star Game ... compiled a 30-3 career pitching record, including a 10-1 mark with a 0.38 ERA as a senior ... coached by Mark Sims and Frank Cazeaux ... product of the same high school as former LSU safety and current Washington Redskin LaRon Landry.

Personal

Full name is Jordan Paul Brown ... parents are Royce Brown and Joan Bouvier ... has one older brother, Jason ... interests include hunting and fishing ... chose

to attend LSU because he's been a Tigers fans his entire life ... credits his parents and coaches as having the greatest influence upon his athletic career ... majoring in general studies at LSU ... born July 1, 1986.



10

Ryan Byrd

LH Pitcher
6-0, 170, R-L, Jr., 2L
Denham Springs, La. (Denham Springs HS)

Junior southpaw with great location on his pitches, including a very effective curveball ... developed into a weekend starter for the Tigers in 2007 and will contend for a place in the rotation this season ... named the 2005 Central Illinois Collegiate League Pitcher of the Year after recording a 5-1 mark and a 1.91 ERA for the Danville Dans ... comes from an established high school program that produced former LSU All-Americans Ben McDonald and Russ Johnson.

2007 Season

Appeared in 16 games with a team-high 12 starts; finished second on the club with six victories ... completed the season with a 6-2 mark and a 4.74 ERA in 68.1 innings, recording 21 walks and 35 strikeouts ... pitched brilliantly in complete-game victory over Ole Miss (April 14), limiting the Rebels to two runs on seven hits in nine innings with no walks and three strikeouts; the complete game was the first by an LSU pitcher in an SEC contest since Clay Dirks defeated Tennessee on May 14, 2005 ... defeated Florida (May 13), allowing four runs on seven hits in five innings in a 9-4 LSU win ... posted win over Alabama (April 1), limiting the Tide to two earned runs on six hits in 5.1 innings with one walk and two Ks ... excellent outing in win over New Orleans (March 27), allowing just one earned run on three hits in seven innings with one walk and eight Ks.

2006 Season

Appeared in seven games as a reliever, working 6.2 innings with three walks and six strikeouts ... pitched 1.2 perfect innings at Tennessee (4/8) ... made collegiate debut vs. Centenary (2/14); struck out the side in one inning of relief as the Tigers won, 15-3.

High School

Four-year letterwinner at Denham Springs High School ... named all-state and all-district freshman, junior and senior years of high school ... earned 2004 Louisville Slugger All-America honors ... guided the Yellow Jackets to the 2004 Louisiana 5A state tournament, compiling a 8-2 record on the mound with 75 strikeouts and an ERA of 2.20 ... walked only 16 batters in 61.2 innings as a senior ... was a member of four playoff teams ... finished his career with 37 wins, an ERA of 1.71 and 269 strikeouts ... 2004 all-state academic honorable mention.

Personal

Full name is Ryan Keith Byrd ... parents are Keith and Rhonda Byrd ... has one younger sister, Lindsey... chose to attend LSU because "of the program's elite status" ... majoring in general studies at LSU ... born January 28, 1986.

Byrd's LSU Career Statistics

Year	ERA	W	L	App	GS	CG	SHO	CBO	SV	IP	H	R	ER	BB	SO
2006	13.50	0	0	7	0	0	0	0	0	6.2	12	10	10	3	6
2007	4.74	6	2	16	12	1	0	0	0	68.1	78	43	36	21	35
TOTAL	5.52	6	2	23	12	1	0	0	0	75.0	90	53	46	24	41

Byrd's Career Highs

Innings:	9 vs. Ole Miss (4/14/07)
Strikeouts:	8 vs. New Orleans (3/27/07)
Hits Allowed:	8 twice; last at Vanderbilt (5/18/07)
Runs:	5 twice; last vs. Tennessee (4/29/07)
Earned Runs:	5 twice; last vs. Tennessee (4/29/07)
Walks:	4 twice; last vs. Tennessee (4/29/07)

INTRO

THIS IS LSU

PREVIEW

TIGERS

COACHES

REVIEW

HISTORY

RECORDS

LSU



39

Nolan Cain

RH Pitcher
6-2, 248, R-R, Jr., 2L
Cantonment, Fla. (Tate HS)

Talented hurler from Florida who led the Tigers in 2007 with 24 appearances, all in relief ... redshirted in 2005 after undergoing Tommy John surgery on his right elbow ... physical presence on the mound with solid fastball and an excellent breaking pitch ... pitched effectively in the summer of 2007 in the Valley Baseball League in Virginia, registering 45 Ks in 32.2 innings (20 appearances).

2007 Season

Recorded a team-high 24 appearances, posting a 0-1 mark and 3.00 ERA with one save ... worked 24 innings, registering 12 walks and 25 strikeouts ... worked 2.1 scoreless relief innings vs. Tennessee (April 29) in his longest outing of the season; limited the Vols to no runs on three hits with no walks and three strikeouts ... pitched two scoreless innings at Centenary (March 6), allowing no hits with one BB and one K ... earned first career LSU save February 18 at Stetson, working one scoreless inning with no hits, one walk and one strikeout.

2006 Season

Appeared in 11 games as a reliever, posting a 2-0 mark and a 6.31 ERA in 25.2 innings with 11 walks and 21 strikeouts ... worked a stretch of 7.1 scoreless innings in outings vs. Stetson (March 11) and Houston (March 3) ... hurled three scoreless innings vs. Stetson (March 11) and allowed only four hits as the Tigers won 11-7 ... enjoyed his best outing of the season vs. Houston (March 3); 4.1 scoreless innings of relief with three hits, two walks and four strikeouts to pick up the win ... credited with the win in his collegiate debut vs. North Florida (2/10); worked four innings, allowing a run on five hits and struck out a career-high five batters.

High School

A three-year letterman (pitcher/first base) at Tate High School in Gonzales, Fla. ... competed at high school that produced two major league players in Travis Fryman and Jay Bell ... sat out junior year with arm trouble but regained strength towards the beginning of his senior year ... was the team leader in wins with a perfect 5-0 record as a senior ... 2004 4A all-state selection.

Personal


Full name is Nolan David Cain ... parents are David and Kim Cain ... has one younger sister, Jessica ... credits his father with giving him a love for the game of baseball ... interests include swimming ... majoring in general studies at LSU ... born January 2, 1986.

Cain's LSU Career Statistics

Year	ERA	W	L	App	GS	CG	SHO	CBO	SV	IP	H	R	ER	BB	SO
2006	6.31	2	0	11	0	0	0	0	0	25.2	40	23	18	11	21
2007	3.00	0	1	24	0	0	0	0	1	24.0	31	10	8	12	25
TOTAL	4.71	2	1	35	0	0	0	0	1	49.2	71	33	26	23	46

Cain's LSU Career Highs

Innings:	5 at Kentucky (3/17/06)
Strikeouts:	5 vs. North Florida (2/10/06)
Hits Allowed:	8 vs. Mississippi State (3/24/06)
Runs:	5 twice; last vs. Mississippi State (3/24/06)
Earned Runs:	5 vs. Mississippi State (3/24/06)
Walks:	4 at Kentucky (3/17/06)



9

Matt Clark

Infielder
6-5, 235, L-R, Jr., JC
Fontana, Calif. (Etiwanda HS/Riverside CC)

MLB Draft: 28th round in 2007 (Pittsburgh)

A powerful prospect who will play a prominent role at first base for the Tigers in 2008 ... a patient left-handed hitter with the potential to produce significant RBI ... possesses power to all fields ... will have two years of eligibility remaining.

Junior College

Power-hitter while at Riverside (Calif.) Community College ... earned 2007 First-Team JUCO All-American honors ... named a Top-150 prospect by Baseball America ... batted .350 with 15 homers, 70 RBI and a .620 slugging percentage during Riverside's drive to the 2007 California JUCO state title ... named MVP of the California state championship tournament ... was first-team All-California and first-team All-Southern California ... teammate of fellow LSU signee Rene Escobar at Riverside CC.

High School

Enjoyed an outstanding career at Etiwanda High as he was named the 10th best third base prospect in the nation by Team One Baseball ... ranked by Baseball America magazine as the 158th best overall prospect in the U.S. and as the 22nd best prospect in California.

Personal

Full name is Matthew Terry Clark ... parents are Terry and Lorraine Clark ... has one sister, Jaclyn ... Terry Clark pitched in the major leagues for the Atlanta Braves, Baltimore Orioles, California Angels, Cleveland Indians, Houston Astros, Kansas City Royals and Texas Rangers ... majoring in general studies at LSU ... born December 10, 1986.



29

Louis Coleman

RH Pitcher
6-3, 190, S-R, Jr., 2L
Schlater, Miss. (Pillow Academy)

MLB Draft: 28th Round in 2005 (Atlanta)

Polished right-hander who pitched in LSU's weekend rotation as a true freshman and worked as a valuable reliever as a sophomore ... good velocity, great control and a superb breaking ball ... named the No. 5 prospect in the summer 2006 in the Central Illinois Collegiate League by Baseball America magazine ... posted a 4-0 mark and a 1.04 ERA in the CICL in '06, recording 36 strikeouts and seven walks in 26 innings; opponents batted just .156 against him ... was the first player from Mississippi taken on the second day of the 2005 Major League Baseball Draft, a 28th-round selection of the Atlanta Braves.

2007 Season

Made 22 appearances (four starts), posting a 2-3 mark, four saves and a 5.59 ERA in 46.2 innings ... recorded 10 walks and 49 strikeouts ... worked 4.2 innings of scoreless relief vs. Tennessee (April 27), allowing three hits with no walks and three strikeouts ... earned victory over Saint Mary's (Feb. 10), allowing one run on six hits in six innings with one walk and seven Ks ... defeated Northwestern State (Feb. 21), limiting the Demons to one run on five hits in 6.1 innings with no walks and six Ks ... picked up first career save at Centenary (March 6), working 2.2 innings of scoreless and hitless relief with no walks and five Ks ... also recorded saves in one-inning stints versus Southern Miss (March 9), McNeese State (March 13) and Southeastern Louisiana (March 21).

2006 Season

Emerged as the Tigers' Friday night starter in SEC play with consecutive victories over Tennessee (April 7) and Alabama (April 14) ... hurled three scoreless innings of relief against No. 1 Rice (May 16); allowed three hits, walked none and struck out two ... defeated Auburn (May 6), limiting the Plainsmen to three runs on six hits in six innings with two walks and five strikeouts ... solid no-decision effort vs. Arkansas (April 29), holding the Hogs to two runs on seven hits in 7.2 innings with two walks and three strikeouts ... nearly fired a complete game vs. Alabama (April 14), hurling 8.2 gutsy innings while surrendering five earned runs on nine hits to lead LSU to a series-opening win; was touched for six runs in the first four innings but blanked the Tide over the final five frames in a 138-pitch outing, outdueling Wade LeBlanc ... earned his first career SEC win in an eight-inning outing at Tennessee (April 7); allowed just one earned run on eight hits with two walks and two strikeouts ... scattered eight hits and three runs (two earned) in a solid start vs. rival Tulane (3/7) as the Tigers completed a come-from-behind win ... qualified for the win in his first career start vs. Centenary (Feb. 14); worked 5.2 innings, issuing two runs on four hits with career-high eight strikeouts.

High School

Versatile two-way player at Pillow Academy for four seasons ... compiled a 10-1 record with a 0.51 ERA in 68 innings pitched as a senior ... also struck out 109, walked 12 batters and recorded four complete-game shutouts and one no-hitter ... showed his ability at the plate, posting a team-high .440 average with three homers and 30 RBI in the cleanup spot ... a team leader who helped his club to a 19-5 record and its first playoff appearance in years ... named to the Jackson Clarion Ledger's second-team all-state squad ... also earned letters in football, soccer, track and basketball ... all-conference selection as a quarterback.

Personal

Full name is Harold Louis Coleman III ... parents are Hal and Kathy Coleman ... has three sisters, Meredith, Lauren and Katy ... lists "helping this team win in any possible way" as his athletic goals ... majoring in agricultural business at LSU ... born April 4, 1986.

Coleman's LSU Career Statistics

Year	ERA	W	L	App	GS	CG	SHO	CBO	SV	IP	H	R	ER	BB	SO
2006	6.14	5	6	15	13	0	0	0	0	80.2	95	60	55	33	50
2007	5.59	2	3	22	4	0	0	0	4	46.2	60	33	29	10	49
TOTAL	5.94	7	9	37	17	0	0	0	4	127.1	155	93	84	43	99

Coleman's LSU Career Highs

Innings:	8.2 vs. Alabama (4/14/06)
Strikeouts:	8 vs. Centenary (2/14/06)
Hits Allowed:	11 at Ole Miss (4/22/06)
Runs:	9 vs. Vanderbilt (5/13/06)
Earned Runs:	9 vs. Vanderbilt (5/13/06)
Walks:	5 vs. Alabama (4/14/06)



28

Taylor Davis

Infielder
6-3, 245, R-R, Jr., JC
Conroe, Texas (The Woodlands HS/Panola College)

A tall hitter who possesses a significant amount of power ... expected to be in the mix for LSU's right-handed designated hitter spot ... will have two years of eligibility remaining.

Junior College


A two-time JUCO All-Conference member while at Panola College in Carthage, Texas ... batted .335 in 2007 with 20 doubles and 59 RBI ... led JUCO Region 14 with 14 homers ... participated in the Texas-New Mexico all-star game in 2006 ... as a freshman, batted .394 with 13 homers, 17 doubles and 50 RBI ... coached by Don Clinton.

High School

Played first base and pitched for The Woodlands High School ... coached by Ron Eastman ... 2005 first-team all-state and all-Greater Houston selection ... named the MVP of Montgomery County ... batted .490 in 2005 with 11 homers and 38 RBI while recording a 3-0 mark on the mound ... hit .414 in 2004 with two homers and 11 RBI; posted a 3-1 pitching record.

Personal

Full name is Taylor R. Davis ... parents are Eddie and Risa Davis ... has one older brother, Ryan ... came to LSU because "it's a chance of a lifetime to play under a tremendous coaching staff" ... majoring in pre-arts and sciences at LSU ... born April 15, 1987.



34

Blake Dean

Outfielder
6-0, 193, L-L, So., IL
Crestview, Fla. (Crestview HS)

2007 Collegiate Baseball Freshman All-American

2007 Freshman All-SEC

2007 Louisiana Freshman of the Year

SEC Freshman of the Week (May 7, 2007 and April 16, 2007)

Highly-touted, versatile athlete who earned Freshman All-America and Freshman All-SEC recognition in 2007 ... came to LSU as one of the top high school products in the state of Florida ... earned plenty of national experience on select teams prior to arriving at LSU ... named one of Baseball America's Top 300 High School Players of 2006.

2007 Season

LSU's leading hitter, batting .316 (65-for-206) with 12 doubles, three triples, seven homers, 46 RBI and 30 runs ... hit .303 (20-for-66) with runners in scoring position ... started in all 56 of LSU's games - 28 starts in left field, 24 at DH and four in right field ... earned Freshman All-America and Freshman All-SEC recognition and was voted the Louisiana Freshman of the Year by the state's sportswriters association ... named SEC Freshman of the Week on May 7 after leading LSU to four wins in five games ... hit .333 (7-for-21) in the five games with one homer, five RBI and two runs scored ... his solo homer in the fourth inning May 6 against Arkansas gave the Tigers a lead they would never relinquish in a 5-3 victory ... Dean was 4-for-13 in the Arkansas series with one homer, four RBI and one run ... also named SEC Freshman of the Week April 16 after leading LSU to three wins in four games; Dean batted .529 (9-for-17) on the week with two doubles, one triple, one homer, four RBI and four runs ... he hit .429 (6-for-14) in LSU's series win over Ole Miss with one double, one homer, three RBI and three runs ... posted a team-best 20-game hitting streak from March 17-April 20; Dean's streak was the longest by an LSU player since Cedrick Harris recorded a 21-game streak in 2000.

High School

Received national recognition as a four-year letterwinner at Crestview High School ... fired a one-hitter against Navarre High School in the Florida Powerade Classic on March 30, 2006 ... retired 19 batters in a row at one point in the game ... 2006 Louisville Slugger All-American ... earned second-team 5A all-state honors as a junior pitcher and received second-team 5A all-state recognition as a sophomore ... honorable mention 5A all-state selection as a freshman ... a member of the USA Baseball Youth National Team ... invited to attend the Top 100 East Coast Professional Showcase and also participated in the Tournament of Stars in Joplin, Mo. and the World Wood Bat Series throughout Florida ... coached by Tim Gillis ... named a Who's Who Among High School Students in America.

Personal

Full name is Michael Blake Dean ... parents are Mike and Georgina Dean ... has one younger sister, Tanner and one younger brother, Dakota ... chose to attend LSU because of "being able to play in Alex Box Stadium and the upcoming new facilities" ... currently undecided on a major at LSU ... born February 25, 1988 in Fort Walton Beach, Fla.

INTRO

THIS IS LSU

PREVIEW

TIGERS

COACHES

REVIEW

HISTORY

RECORDS


LSU

Dean's LSU Career Statistics

Year	Avg	GP	GS	AB	R	H	2B	3B	HR	RBI	TB	SLG%	BB	HBP	SO	SB	ATT
2007	.316	56	56	206	30	65	12	3	7	46	104	.505	20	1	25	1	2

Dean's LSU Career Highs

At-Bats:	5 several times; last at Arkansas (5/4/07)
Hits:	3 four times; last vs. Miss. Valley State (4/11/07)
Runs Scored:	3 vs. Saint Mary's (2/10/07)
Doubles:	1 several times; last vs. Florida (5/12/07)
Triples:	1 three times; last vs. Miss. Valley St. (4/11/07)
Home Runs:	1 seven times; last at Arkansas (5/6/07)
RBI:	3 three times; last vs. McNeese State (3/13/07)
Stolen Bases:	1 vs. Southern Miss (3/11/07)



21

Johnny Dishon

Outfielder
5-11, 181, R-R, Fr., HS
Beaumont, Texas (Bridge City HS)

Considered to be one of the most athletic players on the LSU team, along with Jared Mitchell and fellow freshman Chad Jones ... will utilize his outstanding speed on the base paths ... will see action when a right-handed bat is needed ... while he hit for power in high school, he is expected to be more of a line-drive hitter in college.

High School

A three-sport star at Bridge City High School in Beaumont, Texas ... named a Rawlings High School All-American ... also voted one of the Top 100 players in the class of '07 by Perfect Game ... earned all-state and all-district honors ... batted .488 in 2007 with 15 homers and 23 stolen bases ... batted .400 with 14 homers and 32 RBI during his junior season ... also swiped 15 bases ... a letterwinner in football as Bridge City High School's quarterback and running back - rushed for 1,100 yards and passed for 600 in his senior season ...an all-district athlete in football and track, where he participated in sprints and the triple jump.

Personal

Full name is John Douglas Dishon Jr. ... parents are John Dishon Sr. and Michelle Ferguson ... has three siblings - brothers Cody and Cameron, and sister Shelby ... interests include reading and watching sports ... credits Jamey Knight, a Bridge City High graduate, as having the greatest influence upon his athletic career ... born March 21, 1989.



8

Rene Escobar

Infielder
5-11, 182, R-R, Jr., JC
Nuevo, Calif. (Perris HS/Riverside CC)

MLB Draft: 30th round in 2007 (Atlanta)

A talented all-around player who will contend for the starting role at second base in 2008 ... has gap power, and will be expected to produce RBI ... will have two years of eligibility remaining.

Junior College

Highly-touted JUCO player during his career at Riverside (Calif.) Community College in ... earned 2007 JUCO All-America honors ... named the 2007 Orange Empire Conference Player of the Year ... batted .368 (86-for-234) with 19 doubles, six triples, six homers, 76 RBI and 64 runs for Riverside's 2007 California state JUCO championship team ... recipient of the 2007 Big Stick Award for the Southern California region ... teammate of fellow LSU signee Matt Clark at Riverside CC.

High School

A four-year team MVP at shortstop for Perris High School in Nuevo, Calif. ... was an All-Star selection during senior season ... earned first-team all-league honors during all four years of high school ... coached by Rich Kleckner.

Personal

Full name is Rene Alejandro Escobar III ... parents are Rene Jr. and Madeline Escobar ... has two younger siblings, Nicole and Charles ... his dad, Rene Jr., played in the Mexican Leagues ... majoring in general studies at LSU ... born November 22, 1986.



53

Kevin Farnsworth

Catcher
6-1, 192, R-R, So., IL
Baton Rouge, La. (Woodlawn HS)

2007 SEC Academic Honor Roll

Catcher who participated in LSU's walk-on tryouts during the fall of 2006; he was granted an invitation to join the 2007 squad and earned a letter last season ... named to the 2007 SEC Academic Honor Roll as a biological sciences major ... was voted an All-Star last summer in the Southern Collegiate League, batting .304 (34-for-112) with 11 doubles, two homers, 15 RBI and 18 runs.

2007 Season

Played in 10 games, mostly as a reserve catcher ... also started one game at designated hitter (at Stetson - Feb. 17) ... recorded one hit in 10 at-bats and drew one walk ... also recorded three put-outs behind the plate.

High School

Earned four letters in baseball and three letters in football at Woodlawn High School ... earned all-district honors in baseball (catcher) and football (tight end) and was also an academic all-state selection ... coached in baseball by Mitch Covington ... member of the National Honor Society and Beta Club.

Personal

Full name is Kevin Scott Farnsworth ... parents are Clark and Myra Farnsworth ... has two older sisters, Michelle and Pamela and one older brother, Chris ... chose to attend LSU because of his aspirations of being a doctor and to be a part of the winning tradition ... majoring in biological sciences at LSU ... born September 2, 1987.

Farnsworth's LSU Career Statistics

Year	Avg	GP	GS	AB	R	H	2B	3B	HR	RBI	TB	SLG%	BB	HBP	SO	SB	ATT
2007	.100	8	1	10	0	1	0	0	0	0	1	.100	1	0	6	0	0



35

Matt Gaudet

Infielder
6-2, 210, R-R, Jr., JC
Metairie, La. (Rummel HS/Delgado CC)

MLB Draft: 40th round in 2005 (Tampa Bay)

Comes to LSU after a record-setting tenure at Delgado Community College in New Orleans ... a physical presence in the batter's box ... will see playing time as a right-handed designated hitter in 2008 ... could see action at first base ... has tremendous power to all fields ... had four RBI in three games for the winning Gold team during the 2007 fall practice "Purple-Gold World Series" ... will have two years of eligibility remaining.

Junior College

Starred at Delgado Community College in New Orleans for two seasons ... earned JUCO All-Region honors in 2007 ... batted .352 with nine homers and

42 RBI during the 2007 campaign ... in his freshman season, batted .370 with 17 homers and 60 RBI ... coached by Joe Scheuermann.

High School

An all-state player at baseball powerhouse Rummel High School in Metairie, La. ... earned three letters as a first baseman, outfielder and catcher ... was named to the all-district team during his high school tenure ... participated in the Louisiana High School All-Star game ... received the American Legion Award while at Rummel High School ... product of the same high school as former LSU catcher Matt Liuzza (2003-06) and current RHP Paul Bertuccini ... coached by David Baudry.

Personal

Full name is Matthew Edward Gaudet ... parents are Wade Jr. and Paula Gaudet ... has one younger brother, Blake ... interests include fishing and hunting ... credits his father with having the greatest influence upon his athletic career ... majoring in general studies at LSU ... born March 23, 1987.



33

Micah Gibbs

Catcher
5-11, 223, S-R, Fr., HS
Pflugerville, Texas (Pflugerville HS)

A skilled catcher who should see significant playing time behind the plate in 2008 ... compared to Jason Varitek of the Boston Red Sox for his defensive play ... a switch-hitter who possesses power from both sides of the plate.

High School

A stellar catcher during his prep career ... transferred to Pflugerville High prior to his senior season but was ineligible to play due to Texas transfer rules ... a Rawlings High School All-American; also named to the Rawlings Pre-Season All-Region team ... earned all-state, all-county and all-district honors as a sophomore and junior catcher at Leander (Texas) High ... batted .500 with eight homers and 34 RBI as a junior at Leander ... batted .408 with 13 homers during his high school career ... participated in the Premier Baseball All-Star Game ... a National Honor Society member who earned academic all-district recognition.

Personal

Full name is Micah I. Gibbs ... parents are Glenn and Rebecca Gibbs ... interests include table tennis, bowling, golf and sports trivia ... credits his father Glenn, who was a catcher at Kansas State, with having the greatest influence upon his athletic career ... plans to major in business at LSU ... hopes to attend law school ... born July 27, 1988.



2

Buzzy Haydel

Infielder
5-10, 190, R-R, Jr., 2L
Gonzales, La. (East Ascension HS)

Talented infielder who can play any infield position ... started in 25 games for the Tigers in 2007 - 13 starts at second base, eight at first base, three at third base and one at DH ... solid range with a winning attitude ... comes from a tradition-rich high school baseball program.

2007 Season

Played in 39 games with 25 starts, batting .234 (22-for-94) with four doubles, eight RBI and 13 runs ... singled and scored a run in LSU's series-clinching win at Arkansas May 6 ... career-best three hits at Stetson (Feb. 18) with three runs scored ... 2-for-4 with two doubles and an RBI at Tulane (April 3).

2006 Season

Played in 20 games (three starts), batting .263 (5-for-19) with one homer, two

RBI and one run scored ... primarily filled a reserve role in 2006; played third base when Will Harris was called upon as a relief pitcher ... started three games: 2/12 vs. North Florida, 2/19 vs. Tennessee Tech and 5/26 in SEC Tournament vs. Alabama ... launched his first career homer in the Tigers' SEC Tournament opener vs. top-seeded Alabama (5/24); the solo shot in the top of the ninth inning gave LSU a 4-2 lead in a game the Tigers won by a final score of 4-3 ... singled in his first career at-bat in LSU's season-opening win over North Florida (2/10).

High School

Two-time first-team all-state performer at East Ascension High School ... earned four letters in baseball (shortstop/pitcher) and three letters in football (quarterback) ... instrumental in helping the Spartans to the 2003 class 4A state title with a .416 average, five homers and 35 RBI ... as a junior, maintained a perfect 4-0 record on the mound to go along with a 2.13 ERA with seven walks and 30 strikeouts ... named district 7-4A MVP junior and senior seasons ... was a second-team all-district quarterback as a junior ... voted East Ascension Student of the Year in 2004-05.

Personal

Full name is Martin Pius Haydel Jr. ... parents are Marty and Pam Haydel ... has one older brother, Dustin and four sisters, Amber, Katie, Brigitte and Mindee ... chose to attend LSU because of "academics and the quality of the baseball program" ... lists his dad, Marty, as the biggest influence on his athletic career because "he taught me the game of baseball at a young age and continues to do so" ... majoring in general studies at LSU ... born April 6, 1987.

Haydel's LSU Career Statistics

Year	Avg	GP	GS	AB	R	H	2B	3B	HR	RBI	TB	SLG%	BB	HBP	SO	SB	ATT
2006	.263	20	3	19	1	5	0	0	1	2	8	.421	1	0	7	0	0
2007	.234	39	25	94	13	22	4	0	0	8	26	.277	7	0	21	2	2
TOTAL	.239	59	28	113	14	27	4	0	1	10	34	.301	8	0	28	2	2

Haydel's LSU Career Highs

At-Bats:	5 (2/18/07 at Stetson; 2/25/07 vs. UCF)
Hits:	3 (2/18/07 at Stetson)
Runs Scored:	3 (2/18/07 at Stetson)
Doubles:	2 (4/3/07 at Tulane)
Triples:	none
Home Runs:	1 (5/24/06 vs. Alabama)
RBI:	2 (3/25/07 vs. Kentucky)



5

Derek Helenihi

Infielder
6-0, 172, R-R, Jr., JC
Livermore, Calif. (Granada HS/Ohlone College)

A feisty player who will give the Tigers depth at all infield positions ... signed as a defensive specialist, but has improved offensively since arriving at LSU ... has the ability to drive the ball deep ... very instinctive on the base paths ... will have two years of eligibility remaining.

Junior College

A speedy infielder during his two seasons at Ohlone College in Fremont, Calif. ... was named to the All-Coast Conference team and the All-Northern California team in 2007 ... led Ohlone College in batting with a .371 (59-for-159) average in 2007 ... collected 12 doubles, one triple, four homers and 36 RBI last season ... also stole 19 bases and scored 27 runs.

Personal

Majoring in general studies at LSU ... born February 24, 1987.

INTRO

THIS IS LSU

PREVIEW

TIGERS

COACHES

REVIEW

HISTORY

RECORDS

LSU



7

Michael Hollander

Infielder

5-8, 178, R-R, Sr., 3L

Mandeville, La. (Jesuit HS)

2007 SEC Academic Honor Roll

2006 Second-Team All-SEC

2006 SEC Academic Honor Roll

2006 Second-Team All-Louisiana

An elite Louisiana prospect who has started 153 games over the past three seasons for Tigers (152 at shortstop, one at third base) ... is projected to be the starter at third base in 2008 ... earned second-team all-conference honors in 2006 and is a two-time SEC Academic Honor Roll member as a communication studies major ... excellent defensive player with a big-league arm ... was ranked in Baseball America's Top 300 Prospects of 2004 as a high school senior.

2007 Season

Started in all 56 games at shortstop, batting .279 (53-for-190) with 10 doubles, one triple, five homers, 26 RBI, 30 runs and seven stolen bases ... established the LSU single-season record with 13 sacrifice bunts; the previous mark was 11 sacrifices held by Dave Cunningham (1987) and Josh Dalton (1999) ... launched game-winning three-run homer in the top of the ninth inning at Alabama (March 30); the HR came against Bama ace Tommy Hunter and lifted LSU to a 5-4 victory ... delivered game-winning RBI double - his second 2B of the game - in the top of the ninth inning at Mississippi State (April 21), sparking the Tigers to a 6-5 victory; he was 3-for-5 in the contest with two doubles, one homer, two RBI and one run ... 3-for-4 with a career-best five RBI in win over Southern Miss (March 10).

2006 Season

Started all 59 of the Tigers' games at shortstop, batting .280 (63-for-225) with 11 doubles, three triples, five homers, 33 RBI, 41 runs and five steals ... voted second-team All-SEC by the league coaches ... delivered two game-winning hits for the Tigers in wins over Southern (4/4) and Arkansas (4/28) ... launched walk-off solo homer inside left-field fair pole in bottom of ninth inning vs. Arkansas (4/28) lifting LSU to a 7-6 victory ... walk-off HR was first by LSU since Clay Harris vs. Ole Miss on April 16, 2005 ... game-winning single in bottom of the eighth inning in 3-2 win over Southern (4/4) ... nine-game hitting streak from April 16-30, batting .351 (13-for-37) with three doubles, one homer, five RBI and seven runs ... capped a four-run ninth-inning rally at Florida (5/18) with an RBI single to give LSU a 7-3 lead ... helped LSU to series sweep of Auburn (5/7) with two doubles and a run in Game 3 ... 2-for-3 with a homer and two RBI in come-from-behind win vs. Tulane (3/7); along with J.T. Wise, provided back-to-back homers in the sixth ... scored a team-high four runs and reached safely in every at-bat vs. Centenary (2/14) ... tied a career high with three hits in season-opening win vs. North Florida (2/10).

2005 Season

Appeared in 44 games (38 starts), batting .246 (32-for-130) with six doubles, one homer, 14 RBI, 18 runs and two stolen bases ... 3-for-5 in NCAA Baton Rouge Regional game vs. Marist (June 3) with two doubles and one RBI ... hit safely in 21 of his first 25 collegiate games, including a 10-game hit streak from March 25-April 9 ... first career homer in 18-10 LSU victory over New Orleans (March 29) ... 3-for-5 vs. Nicholls State (Feb. 12) with two runs and one RBI.

High School

A four-year standout at 5A powerhouse Jesuit High School in New Orleans ... as a senior, batted a state-high .505 with seven homers and 34 RBI leading the Blue Jays to their third consecutive district championship and another state tournament appearance ... shined on the mound, recording a 10-0 record and throwing a one-hit shutout in the 5A state quarterfinals ... played on numerous all-star teams, including Baseball America's World Wooden Bat squad and the Bill Hood Louisiana All-Star team in June of 2003 ... was invited by Baseball America to play at the National Showcase in Lincoln, Neb. ... spearheaded Jesuit to the 2002 5A state title as a starting shortstop ... compiled a .385

batting average on the 2002 season and hit .469 at the state tournament in New Iberia ... also lettered one year in track and field as a javelin thrower.

Personal


Full name is Jerry Michael Hollander III ... parents are Mike and Sheila Hollander ... has one younger sister, Melanie and one younger brother, Mitchell ... interests include hunting, fly fishing, surfing and ping-pong ... chose LSU because of "the tradition of winning in athletics and the quality education opportunity" ... majoring in communication studies at LSU ... born October 30, 1985.

Hollander's LSU Career Statistics

Year	Avg	GP	GS	AB	R	H	2B	3B	HR	RBI	TB	SLG%	BB	HBP	SO	SB	ATT
2005	.246	44	38	130	18	32	6	0	1	14	41	.315	17	1	23	2	2
2006	.280	59	59	225	41	63	11	3	5	33	95	.422	37	4	37	5	6
2007	.279	56	56	190	30	53	10	1	5	26	80	.421	11	4	35	7	14
TOTAL	.272	159	153	545	89	148	27	4	11	73	216	.396	65	9	95	14	22

Hollander's LSU Career Highs

At-Bats:	6 (twice; last 3/12/06 vs. Stetson)
Hits:	3 (seven times; last 4/28/07 vs. Tennessee)
Runs Scored:	4 (2/14/06 vs. Centenary)
Doubles:	2 (six times, last 4/21/07 at Miss. State)
Triples:	1 (four times; last 4/20/07 at Miss. State)
Home Runs:	1 (several times)
RBI:	5 (3/10/07 vs. Southern Miss)
Stolen Bases:	2 (3/10/06 vs. Stetson; 3/10/07 vs. Southern Miss)



4

Chad Jones

Outfielder

6-3, 222, L-L, Fr., HS

Baton Rouge, La. (Southern Lab HS)

MLB Draft: 13th round in 2007 (Houston)

A tremendous athlete who has the potential to become an everyday player for the Tigers ... comes to the baseball team after seeing a significant amount of action at safety for the LSU football team in 2007 ... played in all 14 games during the '07 football season, recording 34 tackles, two sacks and one interception ... has the ability to play any spot in the outfield, but will see most of his time in either left or right field.

High School

A two-sport athlete in high school ... began his high school career at St. Augustine High School in New Orleans, but was forced to evacuate to Baton Rouge in the fall 2005 due to Hurricane Katrina ... played his senior season at Southern Lab High School in Baton Rouge.

Personal

Full name is Chad D'Orsey Jones ... parents are Al and Patti Jones ... older brother is LSU football defensive end Rahim Alem ... born October 5, 1988.



6

Leon Landry

Outfielder

5-11, 195, L-R, Fr., HS

Baker, La. (Baker HS)

MLB Draft: 36th round in 2007 (Cincinnati)

An extremely versatile prospect who provides a significant amount of depth to the outfield ... has superb defensive abilities in the outfield ... polished his running skills during LSU's fall workouts ... a left-handed hitter who possesses power ... scored the winning run in extra innings for the Gold team during Game 2 of the "Purple-Gold World Series," the final portion of the Tigers' fall practice session.

High School

A talented three-sport athlete from Baker High School ... a three-time first-team all-district player as a pitcher and infielder ... named one of the top high school seniors in the Southeast Region by the Perfect Game scouting service ... batted .452 with eight homers as a senior, .440 with five homers as a junior and .415 with 10 homers as a sophomore ... coached by Jackie Mullins ... also a four-year letterwinner in football as a quarterback, running back, wide receiver and defensive back ... captain of the Baker High basketball team in 2007 as a shooting guard.

Personal

Full name is Leon Renard Landry Jr. ... parents are Leon Sr. and Jacqueline Landry ... has three sisters, Litonia, Ashley and Sasha ... credits his father with having the greatest influence upon his athletic career ... plans to major in business at LSU ... born September 20, 1989.



17

DJ LeMahieu

Infielder
6-4, 196, R-R, Fr., HS
Bloomfield Hills, Mich. (Brother Rice HS)

MLB Draft: 41st round in 2007 (Detroit)

A prized prospect from Michigan who is a strong candidate for the starting job at shortstop in 2008 ... considered one of the best defensive infielders on the roster ... a patient, right-handed hitter who possesses an inside-out swing ... has the potential to become a serious power threat at the plate ... delivered a two-run triple for the winning Gold team in Game 2 of the "Purple-Gold World Series" during LSU's 2007 fall practice.

High School

A powerful hitter from Brother Rice High School in Michigan ... received All-America honors from Rawlings and Louisville Slugger ... participated in the All-American Baseball game in 2007... two-time winner of the Gatorade Player of the Year award for the state of Michigan ... also voted Louisville Slugger Player of the Year for Michigan in 2006 and 2007 ... named to Michigan's All-State Dream Team twice ... also earned first-team all-state honors as a senior ... named an AFLAC All-American during his junior season ... a four time member of the Detroit Metro Catholic All-League team ... participated in the East Coast Professional Showcase as well as the Area Code Games in Long Beach, Calif. in 2006 ... posted a career .459 batting average with 201 hits ... as a senior, batted .574 with 16 doubles, seven triples, eight homers, 32 RBI and a .1034 slugging percentage ... also scored 70 runs and stole 39 bases ... hit .436 in 2006 with 12 doubles, six triples, 42 RBI and a .736 slugging percentage ... coached by Bob Riker ... earned three letters in basketball as a guard in addition to his play on the diamond.

Personal

Full name is David John LeMahieu ... parents are Tom and Joan LeMahieu ... interests include fishing ... credits his dad with teaching him "how to play baseball the right way" ... currently undecided on a major at LSU ... born July 13, 1988 in Visalia, Calif. ... lived in California until he was seven years old, then lived in Las Vegas for one year, Madison, Wisc. for five years and Bloomfield Hills, Mich. for five years.



20

Jason Lewis

Catcher
5-10, 210, R-R, Sr., IL
Crawfordville, Fla. (North Florida Christian Academy/Chipola JC)

Versatile player who lends depth to the squad at several positions ... started in 13 games in 2007 - six starts in right field, five at DH and two at third base ...

collected eight doubles, four homers and 24 RBI last summer while playing in the Coastal Plain League ... transferred to LSU in the fall 2006 after two seasons at Chipola Junior College in Marianna, Fla.

2007 Season

Batted .182 (10-for-55) in 25 games with two doubles, five RBI and five runs ... lined a two-out, two-run single in the eighth inning to break a 5-5 tie and lift LSU to victory over Southern (May 1) ... 3-for-3 at Mississippi State (April 21) with two doubles and two runs scored in LSU's 6-5 win over the Bulldogs.

Junior College

Played two seasons at Chipola Junior College ... batted .355 with 19 doubles, five homers, 49 runs scored and 57 RBI as a sophomore ... led the team to the 2005 Panhandle Conference Championship and was named to the FCCAA all-state first-team ... hit .399 with 19 doubles, three homers, 33 runs scored and 36 RBI as a freshman ... coached by Jeff Johnson.

High School

Two-year letterwinner at North Florida Christian Academy ... two-time all-state, all-area selection as a third baseman and pitcher ... named most valuable player of his team ... batted .463 with 10 homers and 50 RBI as a senior ... member of two district championship teams and one state runner-up squad ... coached by Mike Posey ... recipient of the Bright Futures Scholarship.

Personal

Full name is Jason Moore Lewis ... parents are David and Nancy Lewis ... Has two older sisters, Dee and Jennifer, and one older brother, Ben ... majoring in general studies at LSU ... born April 6, 1986 in Daytona Beach, Fla.

Lewis' LSU Career Statistics

Year	Avg	GP	GS	AB	R	H	2B	3B	HR	RBI	TB	SLG%	BB	HBP	SO	SB	ATT
2007	.182	25	13	55	5	10	2	0	0	5	12	.218	3	2	12	1	1

Lewis' LSU Career Highs

At-Bats:	5 (2/18/07 at Stetson)
Hits:	3 (4/21/07 at Mississippi State)
Runs Scored:	2 (4/21/07 at Mississippi State)
Doubles:	2 (4/21/07 at Mississippi State)
Triples:	none
Home Runs:	none
RBI:	2 (5/1/07 vs. Southern)
Stolen Bases:	1 (4/29/07 vs. Tennessee)



37

Blake Martin

LH Pitcher
6-2, 193, L-L, Jr., RS
Boaz, Ala. (Boaz HS/Birmingham-Southern)

Outstanding southpaw who should contribute significantly this season after receiving a medical redshirt in 2007 (hip surgery) ... has proven collegiate experience after pitching at Birmingham-Southern in 2005 and 2006 ... pitched in the summer of 2007 in the Northwoods League, recording a 2.72 ERA in 39.2 innings while posting 38 strikeouts ... named the No. 9 prospect in the Northwoods League by Baseball America magazine - the magazine cited his plus-90s fastball and his loose arm action.

2006 Season (Birmingham-Southern)

Played a prominent starting role with nine starts and 11 appearances ... went 4-1 with a 3.57 ERA in 53 innings of work ... struck out 57 and held opponents to a .218 batting average.

2005 Season (Birmingham-Southern)

Had a solid freshman campaign, making 17 appearances and three starts ... went 3-1 with a 3.25 ERA and had 36 strikeouts to 10 walks in 36 innings ... held right-handed hitters to a .204 batting average ... fanned 10 batters in six innings, allowing one run on four hits with a walk in his first collegiate start against Tennessee-Martin on March 15 ... did not allow a run in nine of 17 appearances ... named the third-best prospect in the Northwoods League and reached the league's all-star game ... posted a 5-5 record with a 2.39 ERA in 28 games.

INTRO

THIS IS LSU

PREVIEW

TIGERS

COACHES

REVIEW

HISTORY

RECORDS

LSU

High School

A four-year starter and letterwinner at Boaz High School ... named team and all-county MVP and was an all-state selection ... posted an 8-3 record with a 0.46 ERA in 76 innings pitched as a senior ... struck out 160 batters while walking only 16 ... for his career, finished with 352 strikeouts, which is ninth all-time in Alabama high school history ... selected to the East-West All-Star game ... coached by Nickey Dixon ... also lettered four years on the basketball team as a forward.

Personal

Full name is David Blake Martin ... parents are David and Kayla Martin ... has one younger sister, Heather ... chose to attend LSU because of "the nationally ranked baseball team and academic programs" ... majoring in general studies at LSU ... born June 19, 1986 in Gadsden, Ala.



45

Taylor Martin

RH Pitcher

6-4, 219, R-R, Fr., HS

Baton Rouge, La. (St. Michael HS)

A big, hard-throwing Louisiana product who has a fastball that tops 93 mph ... may see action out of the bullpen for the Tigers in 2008.

High School

A Rawlings All-America selection ... named to the all-district team three times ... participated in the Louisiana All-Star game in 2007 ... a three-sport letterwinner at St. Michael High School ... 8-3 on the mound during his senior season with a 2.78 ERA and two saves ... posted a 1.34 ERA in 2006 with 52 strikeouts and 18 walks in 31 innings ... coached by Lafayette Duhe ... also played football and basketball at St. Michael.

Personal

Full name is Taylor Vance Martin ... parents are Wayne and Catherine Martin ... has two brothers, Bryan and Ryan, and one sister, Cailin ... signed with LSU because he "always wanted to play baseball here" ... credits his dad with helping him become mentally strong ... plans to major in sports psychology at LSU ... born April 20, 1989.



32

Chris McGhee

Infielder

5-8, 163, R-R, Jr., 2L

Alexandria, La. (Alexandria HS)

2006 SEC Freshman Academic Honor Roll

Excellent all-around athlete who will contend for playing time this season at second base and in the outfield ... great speed, good instincts with tremendous heart ... fifth-leading hitter in the summer 2007 in the New York Collegiate Baseball League, batting .350 (55-for-157) with eight doubles, two triples, 15 RBI, 28 runs and 15 steals ... a member of the 2006 SEC Freshman Academic Honor Roll as a mass communication major.

2007 Season

Played in 42 games with 24 starts (16 starts at second base, seven in right field, one in left field) ... batted .226 (21-for-93) with two doubles, one triple, one homer, 11 RBI, 19 runs and 10 stolen bases ... a combined 6-for-9 with a homer, two RBI and four runs in Games 2 and 3 of the Kentucky series ... 3-for-4 with a homer, two RBI and two runs scored vs. Kentucky on March 24; 3-for-5 with two runs scored on March 25 vs. UK ... 2-for-4 with two RBI and one run scored at Alabama (April 1) ... tripled and drove in two runs versus Auburn (April 8).

2006 Season

Appeared in 27 games as LSU's primary pinch runner and a reserve outfielder ... singled in his only at-bat of the season vs. Centenary (2/14) ... scored 10

runs on the year with four stolen bases ... scored final run in a win over Tennessee (4/9) as a pinch runner on a double from Matt Lutz.

High School

Two-sport star at Alexandria High School ... earned four letters in baseball (shortstop) and three letters in football (quarterback) ... named all-district and all-state in both sports ... as a senior, helped both teams to district championships after undergoing reconstructive ankle surgery a year earlier ... batted over .370 for his career ... coached in baseball by former LSU assistant coach Daniel Tomlin ... led ASH to back-to-back playoff appearances as a dual-threat quarterback.

Personal

Full name is Christopher Randall McGhee ... parents are Louis and Ollie McGhee ... has one older brother Nicholas, who is a pitcher at Southern University ... enjoys motivational quotes and video games ... majoring in mass communication at LSU ... born June 10, 1987.

McGhee's LSU Career Statistics

Year	Avg	GP	GS	AB	R	H	2B	3B	HR	RBI	TB	SLG%	BB	HBP	SO	SB	ATT
2006	1.000	27	0	1	10	1	0	0	0	0	1	1.000	1	0	0	4	8
2007	.226	42	24	93	19	21	2	1	1	11	28	.301	13	2	21	10	11
TOTAL	.234	69	24	94	29	22	2	1	1	11	29	.309	14	2	21	14	19

McGhee's LSU Career Highs

At-Bats: 5 four times; last vs. Florida (5/13/07)

Hits: 3 twice; last vs. Kentucky (3/25/07)

Runs Scored: 2 three times; last vs. Florida (5/13/07)


Doubles: 1 vs. Ole Miss (4/15/07)

Triples: 1 vs. Auburn (4/8/07)

Home Runs: 1 vs. Kentucky (3/24/07)

RBI: 2 four times; last vs. Auburn (4/8/07)

Stolen Bases: 3 at Alabama (4/1/07)



3

Jared Mitchell

Outfielder

6-0, 192, L-L, So., IL

New Iberia, La. (Westgate HS)

SEC Freshman of the Week (Feb. 26, 2007)

MLB Draft: 10th Round in 2006 (Minnesota)

One of the top-rated all-around athletes in the country by every recruiting publication ... a two-sport athlete as the centerfielder on the LSU baseball team and a wide receiver on the Tigers football squad ... caught 13 passes for 143 yards during the 2007 football season as LSU captured the BCS title ... turned down a significant offer from the Minnesota Twins to attend LSU after being selected by the club in the 10th round of the 2006 Major League Baseball Draft ... tabbed by Baseball America as the No. 3 high school athlete for 2006 ... the publication also ranked him the 43rd-best overall high school baseball prospect in the nation for 2006 ... has outstanding speed and defensive tools ... quick bat and can drive the ball to all fields.

2007 Season

Started 55 games for LSU in center field, batting .258 (54-for-209) with eight doubles, one triple, three homers, 41 runs, 21 RBI and 18 stolen bases ... rated No. 6 in the SEC in steals ... made a spectacular game-ending catch in center field to preserve LSU's 5-3 win at Arkansas on May 6; he leaped and caught a fly ball at the top of the wall that would have tied the game in the bottom of the ninth inning ... named SEC Freshman of the Week on Feb. 26 as he hit .462 (6-for-13) in three games with one double, one homer, three RBI and four runs to lead LSU to a series victory over Central Florida ... including the Tigers' victory over Northwestern State on Feb. 21, Mitchell batted .471 (8-for-17) in four games that week with one double, one homer, five runs and three RBI ...

High School

A prolific outfielder and wide receiver at Westgate High School ... named the Louisiana High School Gatorade Player of the Year as a senior after batting .506 with six homers and 31 RBI ... swiped 29 bases in 30 attempts ... named

the MVP of the BEST World Championships in Fort Myers, Fla. ... a first-team all-state and all-district selection sophomore through senior years ... voted a 2006 Sony Playstation All-American ... selected to the all-tournament team for the Perfect Game World Wooden Bat Championship in Marietta, Ga. ... invited to the 2005 AFLAC All-American High School Baseball Classic in Aberdeen, Md. ... a five-star athlete in football who was a dual-threat quarterback ... named the 2005 Class 5A Offensive MVP after passing for 1,720 yards and 10 touchdowns and rushing for 834 yards and 12 touchdowns ... maintained a 3.3 GPA.

Personal

Full name is Jared Mitchell ... says the most famous person he has met is Atlanta Braves all-star Andruw Jones ... born October 13, 1988.

Mitchell's LSU Career Statistics

Year	Avg	GP	GS	AB	R	H	2B	3B	HR	RBI	TB	SLG%	BB	HBP	SO	SB	ATT
2007	.258	55	55	209	41	54	8	1	3	21	73	.349	17	9	49	18	20

Mitchell's LSU Career Highs

At-Bats:	6 at Stetson (2/18/07)
Hits:	4 vs. Lipscomb (3/4/07)
Runs Scored:	3 three times; last vs. Auburn (4/8/07)
Doubles:	1 eight times; last vs. Florida (5/13/07)
Triples:	1 vs. Tennessee (4/29/07)
Home Runs:	1 three times; last at Vanderbilt (5/18/07)
RBI:	3 vs. UCF (2/24/07)
Stolen Bases:	2 three times; last at Alabama (4/1/07)



38

Jordan Nicholson

RH Pitcher
6-1, 167, R-R, Fr., HS
Ruston, La. (Ruston HS)

A crafty pitcher from north Louisiana ... possesses superb control ... has three pitches in his repertoire and a very quick release to the plate ... may be counted on in middle relief for the Tigers in 2008.

High School

A highly decorated pitcher from Ruston High School ... a Class 5A first-team all-state selection in 2007 ... a member of the All-Northeast Louisiana team ... earned the All-Area Pitcher of the Year honors from the Shreveport Times ... voted the district I-5A player of the year ... also named to the district I-5A first-team as a pitcher ... a member of the LHSAA All-Star team ... was Ruston High School's baseball MVP ... had a 7-6 record on the mound during his senior season with a 2.49 ERA and 81 strikeouts in 70 innings ... earned Academic all-state honors with a 3.11 GPA ... as a junior, posted an 8-3 mark and a 1.88 ERA with nine walks and 58 strikeouts ... coached by Toby White.

Personal

Full name is Jordan Alan Nicholson ... parents are Bo and Sheila Nicholson ... has one brother, Logan ... interests include ATVs and trucks ... credits his father with having the greatest influence upon his athletic career ... currently undecided on a major at LSU ... born June 23, 1989.



14

Sean Ochinko

Catcher
5-11, 205, R-R, So., IL
Parkland, Fla. (Douglas HS)

2007 Freshman All-SEC

2007 Second-Team All-Louisiana

Excellent player and team leader who will be the Tigers' No. 1 catcher this season ... earned 2007 Freshman All-SEC recognition after starting in all 56 games last season -- 32 starts at first base and 24 at catcher ... enjoyed an outstanding 2007 summer in the Cape Cod League, participating in the league's

All-Star Game in July ... second-leading hitter for the Yarmouth-Dennis (Mass.) Red Sox in the CCL, batting .315 (39-for-124) with nine doubles, eight homers, 23 RBI and 24 runs ... named to Baseball America's Top 300 High School Players of 2006.

2007 Season

Batted .277 (53-for-191) in 56 games (32 at 1B, 24 at catcher) with five doubles, seven homers, 32 RBI and 27 runs ... hit .324 (33-for-102) in SEC games with three doubles, two homers, 13 RBI and 11 runs ... batted a sizzling .342 (13-for-38) in the last 10 games of the season with one double, one homer, five RBI and four runs ... 3-for-3 vs. Ole Miss on April 13 with one RBI and one run in 4-3 LSU win ... 4-for-9 in final two games of Tennessee series (April 28-29) with one double, two RBI and two runs scored ... 2-for-5 on May 1 vs. Nicholls State with one homer, three RBI and one run ... collected four singles in four at-bats at Vanderbilt on May 19.

High School

Three-year standout at Stoneman Douglas High School ... predominantly played catcher ... batted .407 with 10 doubles, four homers and 33 RBI as a junior ... a 2006 Puma Pre-season All-American ... invited to the 2005 Cape Cod National High School Classic ... hit .388 with a homer and 25 RBI as a sophomore ... led team to three district championships and a regional semifinal appearance in 2005 ... played in the 2005 Connie Mack World Series in Cincinnati, Ohio, sparking his team to Game 4 and Game II victories with two RBI doubles in each contest ... coached by Dean Florio.

Personal


Full name is Sean Peter Ochinko ... parents are Peter and Susan Ochinko ... Has two younger brothers, Tyler and Zach ... lists fishing, golfing, ping-pong and pool as his favorite hobbies ... lists his mother and father as the biggest influences on his athletic career ... currently undecided on a major at LSU ... born October 21, 1987 in Silver Springs, Md.

Ochinko's LSU Career Statistics

Year	Avg	GP	GS	AB	R	H	2B	3B	HR	RBI	TB	SLG%	BB	HBP	SO	SB	ATT
2007	.277	56	56	191	27	53	5	0	7	32	79	.414	21	9	40	2	7

Ochinko's LSU Career Highs

At-Bats:	5 several times; last vs. Nicholls State (5/1/07)
Hits:	4 at Vanderbilt (5/19/07)
Runs Scored:	2 three times; last vs. Southern (5/1/07)
Doubles:	1 five times; last at Arkansas (5/5/07)
Triples:	none
Home Runs:	1 seven times; last vs. Nicholls State (5/1/07)
RBI:	3 four times; last vs. Florida (5/19/07)
Stolen Bases:	1 twice; last vs. Auburn (4/8/07)



49

Stuart Peterson

Catcher
5-11, 165, R-R, Fr., HS
DeRidder, La. (DeRidder HS)

Louisiana product that lends depth to the LSU corps of catchers ... participated in LSU's walk-on tryouts during the fall and earned a place on the Tigers roster.

High School

A three-year letterman in baseball and football at DeRidder High ... earned first-team all-district baseball honors in 2007 and second-team recognition in 2006 ... named to the 2007 Beauregard Daily News All-Diamond team ... an Academic All-State selection in football ... member of the National Honor Society ... named 2007 Mr. DeRidder High School.

Personal

Full name is Stuart Michael Peterson ... parents are Dale and Rose Peterson ... has one brother, Samuel, and one sister, Emily ... majoring in business at LSU ... born November 9, 1988.

INTRO

THIS IS LSU

PREVIEW

TIGERS

COACHES

REVIEW

HISTORY

RECORDS

LSU



18

Nicholas Pontiff

Outfielder
5-9, 176, R-R, Jr., 2L
Metairie, La. (Jesuit HS)

2007 SEC Academic Honor Roll
2006 SEC Academic Honor Roll

Talented player who lends quality depth to the LSU outfield ... redshirted as a true freshman in 2005 ... started 21 games (11 at 2B, 10 at DH) in 2007 and will contend for playing time this season ... a two-time member of the SEC Academic Honor Roll as a management major.

2007 Season

Played in 30 games (21 starts), batting .313 (26-for-83) with four doubles, one homer, 14 RBI and 12 runs ... LSU's leading hitter in SEC games, batting .333 (22-for-66) in 18 games with two doubles, one homer, 13 RBI and nine runs ... hit .353 (12-for-34) in LSU's last 10 games with two doubles, four RBI and six runs ... batted .346 (9-for-26) with runners in scoring position ... first entered the starting lineup on April 11 vs. Miss. Valley State and was a fixture for the rest of the season at either 2B or DH ... drove in five runs in the Mississippi State series (April 20-22) as he delivered key hits in the Tigers' victories in Games 2 and 3 ... in the 6-5 win in Game 2, Pontiff launched a two-run homer in the sixth inning to tie the game at 5-5; in the 3-1 victory in Game 3, Pontiff delivered the game-winning hit -- a two-out, two-run single in the seventh inning to break a 1-1 tie.

2006 Season

Appeared in 39 games (14 starts), batting .189 (10-for-53) with two doubles, one homer, 10 RBI and nine runs scored ... hit safely in six of his first seven games and committed only two errors in 73 chances ... 3-for-4, two RBI and first career homer vs. Stetson (March 11) ... collected two RBI in three consecutive games -- vs. Temple (Feb. 26) and vs. Stetson (March 11 and March 12).

High School

Earned two baseball letters at Jesuit High, where he helped lead his team to a state runners-up finish in 2003 ... played as the Blue Jays' starter at second base.

Personal

Full name is Nicholas E. Pontiff ... parents are Wally, Sr. and Terry Pontiff ... older sister, Haley ... older brother, the late Wally Pontiff Jr., was a three-year letterman (2000-02) at third base for LSU, earning all-SEC honors in 2001 and 2002 ... Wally Jr. passed away in July of 2002 due to heart abnormalities ... majoring in management ... born December 18, 1985.

Pontiff's LSU Career Statistics

Year	Avg	GP	GS	AB	R	H	2B	3B	HR	RBI	TB	SLG%	BB	HBP	SO	SB	ATT
2006	.189	39	14	53	9	10	2	0	1	10	15	.283	4	1	9	0	0
2007	.313	30	21	83	12	26	4	0	1	14	33	.398	3	3	13	0	1
TOTAL	.265	69	35	136	21	36	6	0	2	24	48	.353	7	4	22	0	1

Pontiff's LSU Career Highs

At-Bats: 5 vs. Ole Miss (4/14/07)

Hits: 3 four times; last vs. Florida (5/11/07)

Runs Scored: 2 four times; last vs. Florida (5/13/07)

Doubles: 1 several times; last at Arkansas (5/6/07)

Triples: none

Home Runs: 1 twice; last at Mississippi State (4/21/07)

RBI: 3 at Mississippi State (4/21/07)

Stolen Bases: none



30

Anthony Ranaudo

RH Pitcher
6-7, 227, R-R, Fr., HS
Jackson, N.J. (St. Rose HS)

MLB Draft: 11th round in 2007 (Texas)

An out-of-state prospect that is considered one of the best freshman pitchers in the country ... may play a significant role as a mid-week starter for the pitching staff ... a big, intimidating pitcher ... throws a curveball and changeup to complement his 92 mph fastball ... has a tremendous feel for his pitches, especially for his height.

High School

A stellar right-handed pitcher at St. Rose High School in Belmar, N.J. ... a 2007 Rawlings All-America selection ... 2007 all-state, all-county and all-division selection ... posted a 5-2 record on the mound in '07 with a 1.32 ERA, 65 strikeouts and 14 walks in 49 innings ... named the male athlete of the year at St. Rose High School ... selected as the Coast Star Newspaper Athlete of the Year as a junior ... recorded a 7-0 mark with a 0.96 ERA and 99 strikeouts during his junior season ... as a sophomore, pitched back-to-back no-hit games ... during the 2005 state championship game, pitched a two-hit shutout and hit a three-run homer to lead St. Rose to the New Jersey state title ... posted a 21-4 career pitching record with a 1.44 ERA, 240 strikeouts and three no-hitters ... also had a .402 career batting average with 11 homers and 83 RBI ... coached by Bart McInerney ... collected over 1300 points and 800 rebounds as the captain of the basketball team ... won the Dwight D. Eisenhower Citizenship Award ... president of the student council and a member of National Honor Society.

Personal

Full name is Anthony R. Ranaudo ... parents are Angelo and Sharon Ranaudo ... has three siblings, Kerri, Rocky and Ashlee ... interests including fishing and paintball ... credits his father with his success ... said that his father "always believed I could do whatever I dreamed" ... plans to major in education with a minor in business at LSU ... born September 9, 1989.



46

Cody Reine

Outfielder
5-11, 217, L-R, Fr., HS
Walker, La. (Walker HS)

A left-handed hitter who lends depth to the outfield ... was considered the best defensive outfielder during LSU's fall practice session ... homered in Game 1 of the "Purple-Gold World Series" for the winning Gold team during fall workouts.

High School

A nationally recognized two-sport athlete from Walker High School ... named a first-team All-American by Collegiate Baseball magazine ... a member of the U.S. Junior National team ... a four-time all-state selection ... batted .418 with 13 doubles, eight homers and 41 RBI in his senior season ... also stole nine bases and scored 36 runs ... participated in the 2007 PlayStation All-American game in Albuquerque, N.M. -- as his team's lead-off hitter, he was 3-for-4 with one double, two RBI and one run ... as a junior, batted .458 with 12 homers and 21 stolen bases ... selected by Street and Smith's as one of the Top 50 juniors in America ... coached by Marshall Crooks ... starred on the gridiron for Walker High as a running back.

Personal

Full name is Byron Cody Reine ... parents are Keith and Glenda Reine ... has two younger siblings, Tyler and Cheyenne ... interests include saltwater fishing ... one of his goals during his collegiate tenure is "to be the best, on and off the field" ... plans to major in history at LSU ... born March 1, 1989.



12

Austin Ross

RH Pitcher
6-2, 189, L-R, Fr., HS
Shreveport, La. (Captain Shreve HS)

A proven winner during his high school tenure at Captain Shreve High School ... considered one of the best pitchers in the state of Louisiana ... throws a two-seam fastball, a sinker and a slider ... will start the season in the bullpen, but could see action as a mid-week starter.

High School

A highly-touted pitcher from Shreveport, La. ... named the 2007 Louisiana Baseball Coaches Association Class 4A Pitcher of the Year ... had a career pitching record of 24-2 with a 1.32 ERA in 148.1 innings; recorded 177 strikeouts and 20 walks ... earned first-team all-state, all-city and all-district honors as a senior ... posted a 12-0 record and a 0.92 ERA with 110 strikeouts, 10 walks and eight shutouts during his senior campaign ... was 8-1 on the mound with a 1.27 ERA and 51 strikeouts as a junior in 2006 when Captain Shreve won the Class 4A state title ... earned all-district and all-city honors as a junior ... a member of National Honor Society and an Academic All-State selection.

Personal

Full name is Austin North Ross ... parents are Alan and Gloria Ross ... has one sister, Ramsey ... nicknamed "A-Ro" by his high school coach ... interests include hunting and golfing ... credits Scott Garrelts -- a former MLB All-Star with the San Francisco Giants -- with teaching him how to pitch ... currently undecided on a major at LSU ... born August 12, 1988.



16

Ryan Schimpf

Outfielder
5-8, 180, L-R, So., IL
Covington, La. (St. Paul's HS)

Talented, hard-working outfielder who started 31 games in 2007 as a true freshman ... a strong contender to play as LSU's starting left fielder in 2008 ... one of the top hitters in the Central Illinois Collegiate League in the summer 2007, batting .265 (45-for-170) with 10 doubles, two triples, two homers, 26 RBI, 30 runs and six steals ... participated in the CIGL All-Star Game and was named the No. 7 prospect in the league by Baseball America magazine.

2007 Season

Played in 42 games (31 starts), starting 23 games in left field and eight games at DH ... batted .262 (28-for-107) with two doubles, two triples, four homers, 11 RBI and 16 runs ... drew game-winning, bases-loaded walk in the bottom of the ninth inning of LSU's 4-3 victory over Ole Miss (April 13) ... 2-for-5 with a homer and three RBI at Tulane (April 3) ... 3-for-4 at South Carolina (March 18) with one homer and one RBI.

High School

Earned three letters as a second baseman at St. Paul's High School ... enjoyed a fantastic senior season in 2006, earning Class 5A all-state honors and batting .419 with 12 homers, 37 RBI and a 1.041 slugging percentage ... named the MVP of the Greater New Orleans area, of St. Tammany Parish and of District 4-5A ... also a 2006 first-team all-district, all-parish and all-Metro selection ... invited to play in the LHSAA All-Star Game in Alexandria, La. ... 2005 first-team all-district and all-parish selection ... as a junior, batted .392 with nine homers and 43 RBI en route to first-team 5A all-state honors ... member of a squad that won the 2004 district 5-5A championship ... led the Wolves to a 5A quarterfinal appearance in 2005 after hitting .379 ... coached by Mick Nunez ... honor roll student in the classroom.

Personal


Full name is Ryan Michael Schimpf ... parents are Craig and Pam Schimpf ... has one older brother, Kevin and one younger brother, Kyle ... chose to attend LSU because he has been a lifelong Tiger fan and his father attended LSU ... plans to major in athletic training at LSU ... born April 11, 1988 in New Orleans, La.

Schimpf's LSU Career Statistics

Year	Avg	GP	GS	AB	R	H	2B	3B	HR	RBI	TB	SLG%	BB	HBP	SO	SB	ATT
2007	.262	42	31	107	16	28	2	2	4	11	46	.430	16	5	34	3	5

Schimpf's LSU Career Highs

At-Bats:	5 at Tulane (4/3/07)
Hits:	3 at South Carolina (3/18/07)
Runs Scored:	3 vs. Southern Miss (3/10/07)
Doubles:	1 (vs. Southern Miss (3/10/07)
Triples:	1 twice; last at Mississippi State (4/20/07)
Home Runs:	1 four times; last at Tulane (4/3/07)
RBI:	3 at Tulane (4/3/07)
Stolen Bases:	1 three times; last at Arkansas (5/5/07)



11

Ryan Verdugo

LH Pitcher
6-1, 200, L-L, Jr., JC
Lake Stevens, Wash. (Lake Stevens HS/Skagit College)

MLB Draft: 43rd round in 2005 (Philadelphia)

MLB Draft: 47th round in 2007 (San Francisco)

A projected weekend starter during his first year as a Tiger ... recovered from Tommy John surgery in 2005 to have a successful JUCO career ... has a 90 mph fastball that is complemented by a curveball and a changeup ... worked four scoreless innings in Game 2 of the "Purple-Gold World Series" for the winning Gold squad during 2007 fall practice ... will have two seasons of eligibility remaining.

Junior College

One of most talented pitchers in junior college during his tenure at Skagit Valley College in Mount Vernon, Wash. ... named Skagit Valley College Male Athlete of the Year in 2007 ... earned 2007 first-team all-conference honors ... selected by the Northwest Athletic Association of Community Colleges to the first team for the Northern region and to the second-team for Washington state ... recorded a 7-2 mark in 10 starts with a 2.74 ERA and 77 strikeouts in 2007; also pitched a no-hitter last season.

High School

A three-year letterwinner at Lake Stevens High School in Washington state ... winner of the Sportsmanship Award and Mr. Baseball Award in Washington ... recorded a 3-3 pitching record in 2005 with a 2.70 ERA and 73 strikeouts in 43 innings of play ... also batted .354 with five homers and 23 RBI.

Personal

Full name is Ryan Verdugo ... parents are Dale and Cindy Verdugo ... has one younger sister, Emma ... friends and teammates call him "Dugi" ... interests include listening to music and watching movies ... favorite athletes are Ken Griffey Jr. and Nolan Ryan ... majoring in general studies at LSU ... born April 10, 1987.

INTRO

THIS IS LSU

PREVIEW

TIGERS


COACHES

REVIEW

HISTORY

RECORDS

LSU



PAUL Mainieri

HEAD COACH

Paul Mainieri plans to finish his collegiate baseball career in the same place it began over 32 years ago. Mainieri earned a letter in 1976 as a freshman outfielder at LSU, where he also met his future wife, Karen, then a Fighting Tiger cheerleader. He completed his playing career at the University of New Orleans, and, after enjoying great success as a head coach at St. Thomas (Fla.) University, the Air Force Academy and Notre Dame, Mainieri returned to Baton Rouge for the 2007 season eager to enhance the Fighting Tigers' storied tradition.

Mainieri, who directed Notre Dame to 533 wins and nine NCAA Tournament appearances in 12 seasons (1995-2006), was introduced on June

28, 2006 as LSU's 25th head baseball coach by athletics director Skip Bertman.

"When I began the search for a new LSU baseball coach, I was looking for a unique individual," said Bertman, who directed the Tigers to five national titles during a brilliant 18-year coaching tenure. "It would take someone special to lead this program, someone who would demand excellence in athletics and academics, someone who would represent LSU with dignity and class, and someone who would thrive in the high expectations of a championship program.

"I believe LSU has found that man, and his name is Paul Mainieri."

Mainieri has a clear vision for the future of the Fighting Tiger program.

"Make no mistake about it," Mainieri said. "The goal is to return LSU to the pinnacle position in college baseball. I have all the confidence in the world that we can do that here.

"There are no excuses. We have what we need to win at LSU."

Mainieri's promise to LSU fans to attract the nation's best players was fulfilled over the past recruiting season, as Collegiate Baseball magazine rated the Tigers' 2007 class No. 1 in the country. The recruiting class -- which includes nine players selected in the Major League Baseball Draft -- combines with LSU's returning players to create tremendous optimism for the 2008 season.

Mainieri and his staff laid the foundation for the future of the LSU program during the 2007 season, as the Tigers posted a 29-26-1 overall mark. Despite its inexperience -- the Tigers often featured four true freshmen in the batting order -- LSU was in contention for an NCAA Tournament bid through the final weekend of the regular season.

The '07 Tigers won four SEC series over Top 25 teams, as LSU posted series victories over No. 3 Arkansas, No. 13 Ole Miss, No. 15 Mississippi State (a 2007 CWS participant) and No. 25 Alabama.

LSU was led by junior right-hander Jared Bradford, a second-team All-SEC selection who



“As a player he was a full-throttle guy. He was a total overachiever who did everything he could to help you win ball games. He maximized his talent to the highest level and does that as a coach as well. The Tigers will play the game the right way. He has no tolerance for lack of effort. His team will play the game the way LSU fans like to see it played.”

- JIM HENDRY, CHICAGO CUBS GENERAL MANAGER

posted either a win or a save in 10 of the Tigers' 12 SEC victories. Outfielder Blake Dean and catcher Sean Ochinko each received Freshman All-SEC recognition for their outstanding rookie seasons.

LSU in 2007 led the nation in total attendance for the 12th straight season -- the final attendance figure was 256,537, an average of 7,329 per game.

Mainieri's commitment to academic excellence was illustrated by the Tigers' performance in the classroom, as eight LSU players were named to the 2007 SEC Academic Honor Roll.

Mainieri has also established an active community service function within the baseball program, as the Tigers regularly visit hospitals and schools in the Baton Rouge area. The team also participated last fall in the ALS Walk -- promoting awareness of the treatment of Lou Gehrig's Disease -- and in the Buddy Walk, which is designed to encourage acceptance and inclusion of people with Down Syndrome.

The 50-year-old Mainieri established an unparalleled standard of excellence during his tenure at Notre Dame, leading his teams to 11 40-win seasons, nine conference titles and a berth in the 2002 College World Series, marking the school's first CWS trip since 1957.

Mainieri, a Miami, Fla. native, has a 25-year head coaching record of 893-518-5 (.632). His Notre Dame teams posted the nation's

fourth-best winning percentage during the decade of the 2000s (.728; 324-120-3), trailing only Rice (.752), Oral Roberts (.737) and Florida State (.734).

"I have known Paul for over 30 years," Bertman said, "dating back to my days in Miami when I knew his father, the legendary Demie Mainieri at Miami-Dade North Community College. Paul's strong baseball pedigree is one of his most admirable and valuable traits. He has Louisiana roots. He played at LSU and at UNO. He understands our culture and he appreciates the nuances of our people."

"I mentioned to Skip that I felt like I was coming home," Mainieri said. "I spent one very special year here at LSU. I loved LSU. I loved every second of it."

Mainieri led to Notre Dame to an NCAA Regional in every season from 1999-2006, making the Irish one of 10 teams to appear in every NCAA Tournament in that eight-year span -- the others were Miami, Texas, Rice, Cal State Fullerton, Florida State, Stanford, Clemson, Tulane and Oral Roberts. Notre Dame also joined six other schools (LSU, Miami, Rice, South Carolina, Stanford and Texas) as the only programs to reach an NCAA Regional final every season from 2000-05.

Fifty of Mainieri's Notre Dame players were drafted or signed free-agent contracts, and 18 were selected in the first 10 rounds of the Major League draft. His Irish players also combined for

14 All-America and 10 Academic All-America seasons.

Mainieri's Notre Dame teams combined for a 100-percent graduation rate (71 of 71) among players who completed their eligibility. Twelve players who signed professionally after their junior year returned to Notre Dame to complete their degree requirements.

Notre Dame was the only Division I baseball program to produce Academic All-Americans each year from 2000-04, with two honored every season from 2000-03. The 2006 squad combined for an impressive 3.28 team GPA during the spring semester.

Notre Dame was one of just four schools from 1998-2001 that produced two pitchers -- Brad Lidge ('98, Houston Astros) and Aaron Heilman ('02, New York Mets) -- who were drafted in the first round, with both players advancing to the Major Leagues. Mainieri and his staff consistently have molded players into top prospects, as Lidge was just a 42nd-round pick out of high school while Heilman was a 54th-round pick.

Three of Mainieri's former Notre Dame players -- Lidge, Heilman and Christian Parker (New York Yankees) -- have pitched in the Major Leagues, with Lidge emerging as one of the game's elite closers.

Seven other recent Irish players developed into high draft picks despite going undrafted as prep players: pitchers Tim Kalita (7th round in

INTRO

THIS IS LSU

PREVIEW

TIGERS

COACHES

REVIEW

HISTORY

RECORDS

LSU



Paul with his father Demie Mainieri

Mainieri's Mentors

Paul Mainieri grew up around the game of baseball on a daily basis and, as the son of a Hall of Fame coach, had the good fortune to be exposed to several outstanding coaches.

Mainieri cites three primary influences in his development as a coach, headed by his father Demie Mainieri, who coached Miami-Dade North Community College to 1,018 wins and a national title in his 30-year career.

"My father laid the foundation for identifying the correct reasons to enter into the coaching profession," says Mainieri.

"Despite his success that he may have encountered, my father emphasized to me that a coach was a teacher first and foremost. Watching how he made such a positive impact on young people's lives was the greatest factor for me wanting to follow in his footsteps."

Mainieri spent his final two seasons as an infielder at the University of New Orleans, where he had the good fortune of playing for current UNO athletic director Ron Maestri. "Coach Maestri showed me how a high intensity level and work ethic can translate into success," recalls Mainieri, whose 2002 squad opened at the Ron Maestri/UNO Classic.

"He used to do the little things-like drag the field and go into the community to raise support - and his charisma resulted in the construction of a beautiful ballpark for our team," says Mainieri.

"He pushed his team hard but would do anything for his players, and his players were very loyal to him. Coach Maestri also relayed to me the importance of recruiting the best athletes - meaning shortstops - and we had six or seven high school shortstops in our everyday lineup."

During his early days in coaching, Mainieri had the chance to meet former Los Angeles Dodgers manager Tommy Lasorda and has maintained a friendship with one of the game's greatest ambassadors.

"Tommy has advised me in so many areas, it's hard to specify any areas of emphasis," says Mainieri of Lasorda, who spoke at the Notre Dame pep rally prior to the 2001 Tennessee football game and served as the keynote speaker at the Notre Dame baseball team's "Opening Night Dinner" on Feb. 18, 2002. "I think from him I really realized how important it is to bring joy to the ballpark every day. The players definitely follow your lead as the coach and the enthusiasm you show for your job will rub off on them."

Mainieri readily credits his success to the guidance of those three Hall of Famers. "To this day, I still regularly call each of these men to ask for their advice," he says. "I think it's safe to say I've learned from the best!"

'99), Danny Tamayo (10th round, '01), J.P. Gagne (13th round, '03) and Jeff Samardzija (5th round, '06), shortstop Alec Porzel (13th round, '01), centerfielder Steve Stanley (2nd round, '02) and first baseman Craig Cooper (7th round, '06).

In the Mainieri era, nine of 13 Irish players who were drafted out of high school went on to be drafted in a higher round at Notre Dame while 24 who were undrafted as prep players went on to be drafted as members of the Irish program.

The 12 years of the Mainieri era at Notre Dame include 83 noteworthy players who have gone on to distinguish themselves after their Irish careers. Among that group are: three pitchers who have reached the Major Leagues; 16 other current professional players (plus 29 former pro players); nine lawyers/current law-school students; five medical/dental-school students; seven others who have received a master's degree (including two MBAs); three engineers; five involved in medical sales; 11 college/high school coaches; three teachers; three commodities brokers; a sports

agent; a contractor; and a town mayor - plus others who are involved in areas such as youth services, accounting, sales, athletic administration, technology, advertising, graphic design, banking and consulting.

In 12 seasons of Big East Conference play, the Irish won more league games (192-67-2, .740) than any other team in the conference. Mainieri owns the top career Big East winning percentage (.740) in the 22-year history of the league and four of his teams have posted 20-plus wins in Big East play (no other school has won more than 18 Big East games in a season).

The most recent season in the Mainieri era saw the 2006 team reach 45 wins (45-17-1) for the sixth time in the past seven seasons (all but '05). The 2006 squad ranked among the national top-30 in all three major categories (batting avg., ERA and fielding pct.) for most of the season.

The wide-reaching excellence of the Notre Dame baseball program was reinforced at the athletic department's 2006 awards recognition

showcase, as the baseball team was the first recipient of the Notre Dame athletics "Trophy Award" - honoring one varsity team for community service dedication during the academic year. The 32 members of the Notre Dame squad combined to total nearly 200 hours of community service in 2005-06.

Mainieri was honored in 2005 with a 25-year coaching certificate at the American Baseball Coaches Association convention and was voted to the position of the ABCA's chair of the Division I Baseball Coaches. He is also a member of the ABCA executive committee.

Mainieri established in 2002 the Opening Night Dinner at Notre Dame, and the event has featured an impressive lineup of keynote speakers: Hall of Fame manager Tommy Lasorda, Chicago Cubs GM Jim Hendry, award-winning author and lifelong baseball fan John Grisham, legendary baseball pitcher Roger Clemens and Notre Dame football coach Charlie Weis.

A former Chicago White Sox farmhand,



Playing Days at LSU

Mainieri began his collegiate playing career at LSU, earning a letter as a Tiger outfielder in 1976. From LSU, he transferred to Miami-Dade Junior College for a season and then played two seasons at the University of New Orleans.

Aim High

Mainieri was the first civilian baseball coach at the Air Force Academy.

The Paul Mainieri File

Pronunciation: Muh-NAIR-ee

Career Record: 893-518-5 (.632, 25 seasons)

at LSU: 29-26-1 (.527, one season)

at Notre Dame: 533-213-3 (.714, 12 seasons)

at Air Force: 152-158 (.490, six seasons)

at St. Thomas: 179-121-1 (.598, six seasons)

Personal

Birthdate: August 29, 1957

Hometown: Miami, Florida

Education: 1980 - B.S. in physical education from Florida International University
1982 - M.S. in sports administration from St. Thomas (Fla.) Univ.

Family: Married to the former Karen Fejes of New Orleans, La.

Children: Nicholas (24), Alexandra (23), Samantha (21) and Thomas (13)

Coaching Awards

ABCA Mid-east Region Coach of the Year - 2001, 2002

Big East Coach of the Year - 2001

College Baseball Insider National Coach of the Year - 2000



Paul and wife Karen with their children, Alexandra, Nicholas, Samantha and Thomas.

Mainieri was the first civilian baseball coach at Air Force and averaged 26 wins in six seasons (1989-'94) for a program that averaged just 15 wins in the six previous years. He is the only Air Force baseball coach to post six straight 20-win seasons and his 1994 squad led the nation in hitting (.360), slugging (.623) and triples (0.76 per game).

Mainieri guided the 1993 Air Force team to its first winning season in nearly a decade (28-22), with a school-record 21 wins at home. He coached three All-Americans, two Freshman All-Americans and two Academic All-Americans with the Falcons.

Mainieri coached six seasons at St. Thomas (Fla.) University where - in 1983 at the age of 24 - he took over a program that had yet to post a winning season. Mainieri led St. Thomas to four seasons that ended with the team ranked in the final NCAA Division II poll. The 1984 Sunshine State Conference coach of

the year saw his St. Thomas teams average 30 wins per season (after an average of just 18 wins in the six previous years).

Fifteen of Mainieri's St. Thomas players entered pro baseball, with Joe Klink, Dane Johnson (Chicago White Sox, '94) and Dan Rohrmeier (Seattle Mariners, '97) each going on to appear on Major League rosters. Klink played with the 1987 Minnesota Twins and 1989 Oakland A's World Series championship teams while also pitching with the Florida Marlins in 1994.

Mainieri's coaching career began at his alma mater, Columbus High School in Miami, where he served as assistant baseball and football coach for three years before taking over at St. Thomas in the fall of 1982. He also spent the final three years at St. Thomas as director of athletics.

A four-year letterwinner in college, Mainieri played one season at LSU, one for his father at

Miami-Dade and two at the University of New Orleans. The second baseman helped the Privateers win two Sun Belt Conference titles and advance to the 1979 NCAA Tournament during his senior season.

After completing his undergraduate degree requirements at Florida International (1980), Mainieri played two minor-league seasons before earning a master's in sports administration from St. Thomas in 1982.

Born August 29, 1957, in Morgantown, W.Va., Mainieri and wife Karen have four children: Nicholas (24) - a Notre Dame graduate; Alexandra (23, a Ball State University graduate); Samantha (21, a cheerleader at Notre Dame); and Thomas (13, named after his godfather, Los Angeles Dodgers Hall of Fame manager Tommy Lasorda.)



Fighting Irish

Mainieri directed Notre Dame to nine conference titles and a 2002 College World Series appearance.



Wake Up The Echoes

Mainieri's Notre Dame players recorded a 100% graduation rate.



Leading the Tigers

Mainieri was named LSU's 25th baseball coach on June 28, 2006.

Mainieri Proteges

Paul Mainieri's influence extends throughout the game of baseball, as six of his former assistant coaches and six of his former players presently work as coaches or administrators:



Virginia Head Coach Brian O'Connor

Former Assistant Coaches

Brian O'Connor	Head Coach, Virginia
David Grewe	Head Coach, Michigan State
Cory Mee	Head Coach, Toledo
Dave Schrage	Head Coach, Notre Dame
Eric Campbell	General Manager, Team USA
Al Avila	Asst. General Manager, Detroit Tigers

Former Players

Marty Smith	Head Coach, Central Florida CC
Rick Hitt	Head Coach, South Florida CC
Elvis Dominguez	Head Coach, Eastern Kentucky
John Corbin	Asst. Coach, Eastern Kentucky
Mike Kazlauskis	Asst. Coach, Air Force
J.J. Brock	Asst. Coach, Toledo



"Paul's strong baseball pedigree is one of his most admirable and valuable traits. He has Louisiana roots. He played at LSU and at UNO. He understands our culture and he appreciates the nuances of our people."

- SKIP BERTMAN, LSU ATHLETICS DIRECTOR

Mainieri Coaching Record

YEAR	SCHOOL	RECORD	PCT.	NOTES/HONORS
1983	St. Thomas (Fla.)	19-25-1	.445	
1984	St. Thomas (Fla.)	37-14	.725	Ranked top 10 Div. II, set school record for wins, Sunshine State Conference Coach of Year
1985	St. Thomas (Fla.)	31-21	.596	Ranked top 10 Division II
1986	St. Thomas (Fla.)	23-24	.489	
1987	St. Thomas (Fla.)	35-21	.625	Ranked top 10 Div. II, led nation with .340 team batting avg.
1988	St. Thomas (Fla.)	33-16-1	.670	Ranked top 10 Division II
St. Thomas Totals (6 years)		179-121-1	.596	Winningest coach in St. Thomas history
1989	Air Force	27-27	.500	Set school records for Western Athletic Conference wins (13)
1990	Air Force	26-34	.433	
1991	Air Force	22-27	.449	
1992	Air Force	23-24	.489	
1993	Air Force	28-22	.560	Team led nation in triples, second-most wins in team history, best AFA record since '82
1994	Air Force	26-24	.520	Team led nation with .360 batting average
Air Force Totals (6 years)		152-158	.490	Second-winningest coach in Air Force history
1995	Notre Dame	40-21	.656	Midwestern Collegiate Conf. Western Div. champs, most wins by first-year ND coach
1996	Notre Dame	44-18	.710	Participated in NCAA South I Regional (Tuscaloosa, Ala.)
1997	Notre Dame	41-19	.683	BIG EAST National Division champions, top winning percentage (15-6) in Big East
1998	Notre Dame	41-17	.707	Notre Dame's 10th straight 40-win season; Irish finish 12th in nation for team ERA
1999	Notre Dame	43-18	.705	National Coach of the Year (CBI); BIG EAST regular-season champ (20-5); NCAA host
2000	Notre Dame	46-18	.719	Reached title game of NCAA Starkville Regional; fourth-most wins in school history
2001	Notre Dame	49-13-1	.786	Big East/Midwest Region Coach of the Year; #1 ranking; Big East champs; NCAA host
2002	Notre Dame	50-18	.735	Midwest Region Coach of the Year; Big East champs; College World Series participant
2003	Notre Dame	45-18	.714	First Big East Tournament repeat champion since 1986; NCAA Regional participant
2004	Notre Dame	51-12	.809	First team to win three straight BIG EAST Tournament titles; NCAA Regional participant; school-record win total for 3rd time in 4 years
2005	Notre Dame	38-24-1	.611	Extended unprecedented run of Big East Tournament titles to 4; NCAA Regional finalist
2006	Notre Dame	45-17-1	.722	ABCA Midwest Region Coach of the year; extended unprecedented run of Big East Tournament titles to 5; NCAA Regional participant; Big East regular-season champs; set ND record with 23-game win streak (nation's longest in '06)
UND Totals (12 Years)		533-213-3	.714	50 of his ND players were drafted or signed professional free-agent contracts
2007	LSU	29-26-1	.527	LSU wins four SEC series against Top 25 teams
25-year Head Coaching Record:		893-518-5 (.632)		
18-year Division I Coaching Record:		714-397-4 (.642)		

"Coach Mainieri knows the game but he knows his players even better. He knows how to manage players extremely well - knowing who he has to push harder and who he needs to give space, always getting the best out of his players. His door was always open and he was willing to listen to whatever was on your mind - all while treating everyone with the respect they deserved and caring about the person and his life, not just the player."

- AARON HEILMAN, NEW YORK METS RELIEVER; NOTRE DAME PITCHER (1998-2001)

Mainieri Records vs. Opponents as an NCAA Division I Coach

TEAM	WINS	LOSSES	TIE	TEAM	WINS	LOSSES	TIE	TEAM	WINS	LOSSES	TIE
Air Force	3	0	0	IUPUI	5	0	0	Regis	2	1	0
Akron	1	0	0	Indiana State	2	1	0	Rhodes College	1	0	0
Alabama	3	2	0	Indiana Tech	4	1	0	Rice	1	0	0
Arizona	2	2	0	Indianapolis	2	0	0	Rochester	1	0	0
Arizona State	1	2	0	Iowa	4	1	0	Rutgers	23	14	0
Arkansas	3	1	0	IPFW	3	0	0	Sacred Heart	1	0	0
Arkansas Little-Rock	1	0	0	Jacksonville	0	1	0	St. John's	20	11	0
Army	8	3	0	James Madison	1	0	0	St. Mary's (TX)	4	0	0
Auburn	1	2	0	Kent State	1	1	0	St. Norbert's	2	0	0
Ball State	3	4	0	Kentucky	0	3	1	St. Thomas	1	2	0
Baylor	0	2	0	Lewis and Clark State	1	0	0	Sam Houston State	1	0	0
Boston College	23	7	0	Lipscomb	1	2	0	San Diego	1	3	0
Bowling Green	9	2	0	Long Beach State	1	1	0	San Diego State	2	15	0
Butler	7	0	0	Louisiana-Lafayette	0	0	0	San Francisco	2	1	0
BYU	4	21	0	Louisville	2	2	0	Seton Hall	22	9	0
UC Irvine	1	0	0	Loyola (LA)	3	0	0	Siena Heights	2	0	0
UC Santa Barbara	1	0	0	Manchester	6	0	0	South Alabama	1	0	0
Cal State Fullerton	0	4	0	McNeese State	1	0	0	South Carolina	1	2	0
Cameron (OK)	1	0	0	Memphis	2	5	0	South Connecticut	1	0	0
Centenary	1	0	0	Merchant Marines	3	0	0	South Dakota State	0	1	0
Central Florida	5	2	0	Metro State	7	2	0	South Florida	4	1	0
Central Michigan	8	4	0	Miami (FL)	2	6	0	Southeastern Louisiana	1	0	0
Chicago	1	0	0	Miami (OH)	1	0	0	Southern (LA)	1	0	0
Chicago State	11	1	0	Michigan	7	6	0	Southern California	3	2	0
Christian Brothers	2	0	0	Michigan State	0	1	0	Southern Colorado	2	0	0
Cincinnati	4	0	0	Minnesota	2	3	0	Southern Illinois	9	2	0
Cleveland State	7	1	0	Mississippi State	5	3	0	Southern Miss	2	1	0
College of Charleston	0	1	0	Mississippi Valley State	1	0	0	Southern Utah	1	0	0
College of Southwest	4	2	0	Missouri	1	1	0	Southwest Missouri State	2	0	0
Colorado College	19	0	0	Navy	8	2	1	(Southwest) Texas State	2	1	0
Colorado Mines	2	1	0	Nebraska	1	2	0	Stanford	0	2	0
Colorado State	9	6	0	Nevada	1	0	0	Stetson	2	3	0
Connecticut	19	6	1	New Mexico	9	18	0	Tennessee	1	2	0
Creighton	8	7	0	New Mexico Highlands	5	1	0	Texas	0	1	0
Dallas	1	0	0	New Mexico State	2	6	0	Texas A&M	1	2	0
Dayton	3	2	0	New Orleans	4	7	0	Texas Christian	0	1	0
Denver	8	2	0	Newman	1	0	0	Texas-Pan American	4	4	0
Detroit	8	0	0	Nicholls State	1	0	0	Texas-San Antonio	2	3	0
Dominican College	1	0	0	North Carolina	1	1	0	Texas Tech	2	1	0
Duke	1	1	0	North Carolina State	0	1	0	Toledo	10	0	0
Duquesne	4	0	0	North Florida	1	1	0	Tulane	2	2	0
Eastern Illinois	4	0	0	Northern Colorado	10	3	0	Utah	6	19	0
Eastern Michigan	1	1	0	Northern Illinois	4	2	0	Valparaiso	12	1	0
Evansville	1	1	0	Northern Iowa	7	1	0	Vanderbilt	1	3	0
Fairfield	1	0	0	Northeastern	2	2	0	Villanova	25	5	1
Florida	1	3	0	Northeastern Illinois	6	2	0	Virginia	1	1	0
Florida A&M	2	0	0	Northwestern	2	4	0	Virginia Tech	6	6	0
Florida Atlantic	2	0	0	Northwestern State (LA)	1	0	0	Wake Forest	2	0	0
Florida International	1	8	0	Notre Dame	0	4	0	Washington	2	2	0
Florida Memorial	4	0	0	Nova (FL)	1	1	0	Washington State	1	0	0
Florida State	3	1	0	Oakland (MI)	10	0	0	West Virginia	23	10	0
Fort Hays State	1	1	0	Ohio State	2	1	0	Western Michigan	8	2	0
Fresno State	1	0	0	Oklahoma	0	1	0	Western New Mexico	2	1	0
George Washington	1	0	0	Ole Miss	2	2	0	Winthrop	1	0	0
Georgetown	30	3	0	Oral Roberts	2	1	0	Wisconsin-Milwaukee	7	3	0
Georgia	1	0	0	University of the Pacific	1	0	0	Wright State	1	3	0
Georgia Tech	0	2	0	Penn State	5	2	0	Wyoming	10	15	0
Hawaii	4	11	0	Pepperdine	1	0	0	Xavier	1	0	0
Hillsdale	2	0	0	Pittsburgh	21	8	0	Yale	0	1	0
Illinois	5	1	0	Portland	1	0	0	TOTAL	714	397	4
Illinois-Chicago	4	1	0	Providence	7	2	0				
Indiana	3	0	0	Purdue	8	2	0				

TERRY Rooney



Associate head coach Terry Rooney enters his second season as LSU's pitching coach and recruiting coordinator. He arrived in Baton Rouge with Paul Mainieri in the summer of 2006 after three seasons as the Notre Dame pitching coach.

Rooney, 34, was promoted to associate head coach at LSU in July 2007. His 2007 LSU recruiting class was voted No. 1 in the nation by Collegiate Baseball magazine. The star-studded class included nine players selected in the Major League Baseball Draft. Eight of the players were High School All-Americans and three earned JUCO All-America recognition.

Rooney's first season as LSU was highlighted by the accomplishments of All-SEC right-hander Jared Bradford, who posted either a win or a save in 10 of the Tigers' 12 league victories.

Rooney's philosophy features the concept of "offensive pitching" that focuses on aspects that the staff can control - being mechanically sound, working to advantage counts, high first-pitch strike percentages and controlling the running game.

Rooney arrived in the fall of 2003 at Notre Dame, where his primary role centered on instructing the program's highly-regarded pitching staff while also serving as the program's recruiting coordinator. His earlier eight seasons as a Division I assistant included serving as pitching coach with four programs - George Washington, James Madison, Old Dominion and Stetson - with additional recruiting coordinator responsibilities in four of those seasons.

Rooney's recruiting skills and guidance as a pitching coach have combined to yield several noteworthy success stories. In each of the past 10 seasons, at least one of his former pitchers has gone on to sign a professional contract despite not being drafted out of high school. Seventeen of his former pitchers have been MLB draft picks, with eight selected in the

first 10 rounds. Rooney's most recent draft selection was LSU left-hander Charlie Furbush, the fourth-round choice of the Detroit Tigers in 2007.

Rooney, a Fairfax, Va. native, has been involved in eight recruiting classes that have been ranked among the national leaders, including the No. 1 class at LSU in '07 and Notre Dame's group of 2006 freshmen that were rated as the nation's seventh-best recruiting class.

Rooney's experienced immediate success at Notre Dame as his 2004 staff yielded a 3.43 ERA in 2004 that ranked ninth in the nation - the program's fifth straight season among the nation's Top 20 ERA leaders (matched only by Texas and Rice). An emphasis on limiting free passes in '04 yielded just 162 walks for an average of 2.63 walks per nine innings that ranks second in the Notre Dame record books.

Rooney's 2006 staff set or tied four Notre Dame records -- strikeouts thrown (504), saves (18), staff strikeout-to-walk ratio (2.95; 504/171) and fewest wild pitches (0.38/gm).

The 2006 Irish staff also allowed just 18 home runs all season for the best HR average by Notre Dame in the 12-season Mainieri era (0.29 HR allowed/gm). The '06 staff ranked third-best in the Mainieri era in ERA (3.52; 20th in the nation for '06) and opponent batting average (.249). Notre Dame's team ERA finished in the nation's Top 20 in two of Rooney's three seasons with the Irish.

Rooney supervised the development in 2006 of right-hander Kyle Weiland, who was third in the nation in with 16 saves and earned first-team Freshman all-America recognition.

The 2006 Major League Baseball Draft marked the first time three Irish pitchers were selected by MLB clubs - righthander Jeff Samardzija (fifth round, Chicago Cubs), righthander Jeff Manship (14th round, Minnesota Twins) and lefthander Tom Thornton (21st round, Detroit Tigers).

Notre Dame pitchers Grant Johnson (second round, Chicago Cubs) and Chris Niesel (ninth round, Cleveland Indians) were chosen in the 2004 MLB draft, marking the first time in school history two pitchers were selected in the first 10 rounds.

Rooney's two seasons at Stetson - including the final season as pitching coach and recruiting coordinator - included two NCAA appearances and 40-win seasons with four pitchers earning all-conference honors. The '03 staff posted a 4.43 ERA and a 2:1

strikeouts-to-walks ratio. The season highlight came in NCAA Regional action at Georgia Tech when Adam Blair's 10 strikeouts helped defeat the seventh-ranked Yellow Jackets, 4-3. A team-record five Stetson players were selected in the '03 draft, including two pitchers. The '02 Stetson staff racked up 422 strikeouts, led by 12-game winner Roger Lincoln.

Rooney also produced at Stetson a recruiting class ranked No. 12 in the nation by Baseball America magazine, marking the highest rating in the history of the program. Three members of that class were selected in the first 10 rounds of the '06 MLB draft.

During Rooney's two seasons at Old Dominion (2000-01), ODU earned an NCAA Regional berth as a No. 2 seed in 2000. He assembled a recruiting class for the '01 season that was nationally-ranked, and four of the pitchers he coached went on to pro baseball. Most notably among the recruiting class was Justin Verlander, now one of the American League's top pitchers with the Detroit Tigers.

Rooney's two years at James Madison (1998-99) included a pair of nationally-ranked recruiting classes, as he first assumed the role of pitching coach/recruiting coordinator in 1999. Two of his JMU pitchers were later drafted in the first 10 rounds despite not being drafted out of high school. Six of the '99 JMU freshmen went on to sign pro contracts, including three that were drafted in rounds 1-5.

Rooney's coaching career began in 1997 at George Washington after he had completed his playing career in Radford. His experience in top wood-bat summer leagues included serving as head coach for the Waynesboro (Va.) Generals 1998 Valley League champs, in addition to being an assistant with Valley League champion Staunton (1996) and Cape Cod League Cotuit (1997).

Rooney has served as a baseball clinic instructor, and he has authored a video produced by Championship Books and Videos: *30 Minutes to Better Pitching: A Championship Workout*.

A 1996 Radford graduate with a degree in social science, Rooney ranks second in Radford history with 79 appearances and posted an 8-2 career record. He played one season at Davis & Elkins (W.Va.) College, compiling a 4-2 record.

The Rooney File

Year at LSU:	Second
Birthdate:	Nov. 29, 1973
Hometown:	Fairfax County, Va.
Wife:	Shaun (married 12/29/07)
Education:	Radford, 1996 - B.A. in social science

Playing Career


1994-96	Radford
1993	Davis & Elkins (W.Va.) College

Coaching Experience

2007-	LSU (assoc. head coach/pitching coach)
2004-06	Notre Dame (pitching coach)
2002-03	Stetson (pitching coach)
2000-01	Old Dominion (pitching coach)
1998-99	James Madison (pitching coach)
1997	George Washington (pitching coach)

#23 | HITTING COACH

CLIFF Godwin



Cliff Godwin begins his second season as LSU's hitting coach. He supervises the Tigers' offense while also working with the catchers and assisting Terry Rooney in the

baseball program's recruiting effort.

Godwin arrived at LSU in the summer of 2006 after serving one season as the hitting coach at Notre Dame.

In his first season at LSU, Godwin helped to develop a very young Tigers lineup that often included four true freshmen. Two of Godwin's LSU hitters -- outfielder Blake Dean and catcher Sean Ochinko -- earned 2007 Freshman All-SEC recognition. Dean was also voted a Freshman All-American by Collegiate Baseball magazine.

Godwin, a former standout catcher at East Carolina, joined the Notre Dame staff as an assistant coach in the fall of 2005. Under Godwin's direction, the 2006 Notre Dame hitters compiled the program's best plate discipline ratio (BB + HBP - Ks) since 1990, finishing at +66 with 247 walks, 100 times hit-by-pitch and just 281 strikeouts (4.5 per game).

The '06 Irish squad finished with the program's third-best totals in two categories: 10.81 hits per game and 100 times hit-by-pitch.

Godwin coached in 2006 Big East player of the year Craig Cooper, a consensus All-American who hit .425 (No. 6 in the nation). Cooper was a seventh-round draft selection as a senior, marking the first time he had been drafted in his career.

Prior to serving as director of baseball operations at Vanderbilt during the 2004-05

academic year, Godwin spent one season as a volunteer assistant coach at UNC Wilmington (2003-2004). His duties at Vanderbilt included helping organize daily activities associated with the baseball program and serving as liaison to the Bullpen Club support group.

Godwin was part of the historic UNCW season in 2004, as the Seahawks claimed their first Colonial Athletic Association conference title and advanced to the final game of the NCAA regional in Kinston, N.C.

Godwin is credited with making a big impact on the young UNCW catchers in 2004. Neal Eichhorn earned all-conference honors that season while Chris Hatcher went on to become a 2005 all-conference catcher and the fifth-round draft pick of the Florida Marlins in 2006. Godwin also assisted with the hitters and was the first-base coach on Mark Scalf's staff.

An all-region catcher and two-time Academic All-American at East Carolina (1997-2001), Godwin was a three-year team captain who started 126 games in his final three seasons. He earned all-East Region honors from the American Baseball Coaches Association in 2001 after batting .322 with 15 home runs and 45 RBI.

The lefthanded-swinging Godwin was also named first team all-Colonial Athletic Association in 2001, when his other season stats included 14 doubles and 23 walks in 57 games played. One of three ECU players to ever receive Academic All-America honors, Godwin was a third-team Academic All-American in 1999 before being named to the second team in 2001.

Godwin helped Keith LeClair's ECU teams post a record of 169-76 in four seasons, including 46-plus wins in each of his final three years (46-16 in 1999, 46-18 in 2000, 47-13 in 2001). Godwin's career totals with the Pirates included 24 home runs, 31 doubles and 95 RBI.

East Carolina won two Colonial Athletic Association tournament titles and advanced to

the NCAA Tournament every season from 1999-2001. The Pirates were the top seed in their regional all three years (including 1999 at LSU), advancing to the Super Regional in 2001 before being eliminated by Tennessee. Godwin was named all-tournament at the 2001 NCAA Regional, hosted by ECU in Wilson, N.C.

Godwin - who spent 2003 as an assistant coach at Kinston (N.C.) High School - played two seasons of professional baseball (2001-02) for the Frontier League's Gateway Grizzlies (based in Sauget, Ill.).

He had the unique experience of serving as head coach for the 2005 Wilmington Sharks, a collegiate summer team in the wood-bat Coastal Plains League. The Sharks finished second in the first-half standings of the CPI's South Division with a 23-15 record. Godwin also served as a head coach in the 2005 CPL All-Star Game, guiding his team to a 5-3 victory.

The Snow Hill, N.C., native was a three-sport standout at Greene Central High School, earning all-conference honors in football, basketball and baseball. He also was an all-state performer in baseball, starred on the hardwood as a shooting guard for his father's team and quarterbacked the Greene Central football team to the best season in the school's history, receiving 1995 conference player of the year honors.

Godwin graduated magna cum laude from East Carolina in December of 2000, with a science degree in management information systems. He received the Pat Draughon Postgraduate Scholarship and - after completing his final season - received his MBA from ECU in 2002.

The Godwin File

Year at LSU:	Second
Birthdate:	Feb. 2, 1978
Hometown:	Snow Hill, N.C.
Education:	East Carolina, 2000 - B.S. in management information systems East Carolina, 2002 - Master's in business administration

Playing Career

1997-2001 East Carolina

Coaching Experience

2007-	LSU (hitting coach)
2006	Notre Dame (assistant coach)
2005	Vanderbilt (director of operations)
2004	UNC-Wilmington (assistant coach)
2003	Kinston (N.C.) High School (assistant coach)

INTRO

THIS IS LSU

PREVIEW

TIGERS

COACHES

REVIEW

HISTORY

RECORDS

LSU

JAVI Sanchez



Javi Sanchez was hired as LSU's volunteer coach in July 2007 after playing four seasons of minor league baseball in the Minnesota Twins organization. He was the Twins' 14th-round draft choice in 2004 as a catcher after playing four seasons (2001-04) under Paul Mainieri at Notre Dame.

Sanchez, a Miami, Fla. native, helped lead the Irish to the 2002 College World Series as Notre Dame's starting shortstop, batting .281 with seven doubles, three triples, five homers, 29 RBI and 50 runs. A second baseman in high school, he was moved to shortstop early in the '02 season after injuries sidelined two other Irish infielders.

Sanchez, 26, played the final two seasons of his collegiate career as Notre Dame's starting catcher, earning 2003 Big East Tournament MVP honors. He was also voted to the 2003 NCAA Fullerton Regional all-tournament team.

Sanchez earned third-team all-Big East honors in 2004 while also serving as one of Notre Dame's three team captains.

Sanchez, who owns a business management degree from Notre Dame, completed his pro baseball career in June 2007 with the Fort Myers Miracle, the Twins' Single-A affiliate.



The Sanchez File

Year at LSU: First
 Birthdate: November 8, 1981
 Hometown: Miami, Fla.
 Education: Notre Dame, 2004
 B.S. in business management

Playing Career
 2001-04 Notre Dame
 2004-07 Minnesota Twins affiliates

Coaching Career
 2008- LSU (volunteer coach)



COORDINATOR OF BASEBALL OPERATIONS

will Davis

Will Davis, a four-year (2004-07) LSU letterman as a catcher, is in his first season as coordinator of baseball operations.

Davis, who earned a secondary education degree from LSU in 2007, was a two-time member of the Southeastern Conference Academic Honor Roll. A Baton Rouge native, he will handle several administrative duties, including team travel, fan relations and camp management.

Davis' father, Randy, was an LSU graduate assistant coach under Skip Bertman from 1988-90, helping lead the Tigers to College World Series appearances in 1989 and 1990. Randy Davis later served as an assistant coach at South Carolina and head coach at Louisiana Tech.

The Davis File

Year at LSU: First
 Birthdate: May 29, 1984
 Hometown: Baton Rouge, La.
 Education: LSU, 2007
 B.A. in secondary education

Playing Career
 2004-07 LSU

Coaching Career
 2008- LSU
 (coordinator of baseball operations)



BEAU Lowery

ASSOCIATE ATHLETIC TRAINER

Beau Lowery is entering his third year as an Associate Athletic Trainer and Rehabilitation Coordinator at LSU. His primary responsibilities are working with the baseball program while also overseeing men's golf and cheerleading.

Lowery graduated from the University of Mississippi Medical Center in 1998 with a bachelor's in physical therapy. Following graduation from physical therapy school, he worked as a physical therapist at South Central Regional Medical Center in Laurel, Miss. While working in Laurel, Lowery finished his athletic

training internship at Jones County Junior College and Jones County High School in June 2000. Lowery then became the outpatient physical therapy coordinator of South Central Regional Medical Center and the athletic trainer for Laurel High School.

Prior to his work at LSU, Lowery worked with the Pittsburgh Steelers for three summers. While a graduate assistant at LSU he earned his master's degree in kinesiology with an emphasis in motor behavior, and he worked with the women's soccer and gymnastics programs.

Lowery is also certified in Sports Physical Therapy through the American Physical Therapy Association.

The Lowery File

Appointed at LSU:	June 2005
Birth Date:	February 15, 1976
Wife:	Misty
Hometown:	Seminary, Miss.
High School:	Seminary High School
College:	University of Mississippi, 1998
Postgraduate:	LSU, 2005



JEREMY Phillips

ASSISTANT STRENGTH & CONDITIONING COORDINATOR

Jeremy Phillips is in his second season as a member of the LSU strength and conditioning staff, arriving in Baton Rouge in October 2006. He supervises the strength and conditioning regimen of the LSU baseball program, and he also works with the National Champion Fighting Tiger football squad.

Phillips, an offensive tackle at Georgia Tech from 2000-03, came to LSU from the University of Georgia, where he assisted with coordination of the football strength and conditioning program.

Prior to working at Georgia, he served as an assistant at Georgia Tech (2003-06), where he implemented the football strength and conditioning program while also serving as an assistant offensive line coach.

Phillips received a bachelor's degree in management with a minor in applied human physiology from Georgia Tech in 2004, and he earned a master's degree in exercise science from Georgia State in 2006.

He collaborated with three other authors to produce an article published in *Strength and Conditioning Research Journal* entitled "Metabolic and thermoregulatory responses to a simulated football practice in the heat."

The Phillips File

Appointed at LSU:	October 2006
Birth Date:	April 10, 1981
Hometown:	Watkinsville, Ga.
High School:	Oconee County HS
College:	Georgia Tech, 2004
Postgraduate:	Georgia State, 2006




Matthew Montgomery

EQUIPMENT MANAGER

Matthew Montgomery is in his fourth season as a student equipment manager for the LSU baseball program. A native of Springhill, La.,

Montgomery prepped at Springhill High School, where he earned four letters in baseball as a second baseman. He was a four-time all-district selection and a member of the academic honor roll. Montgomery is majoring in kinesiology at LSU. He was born on June 10, 1986.



Jonathon Moore

EQUIPMENT MANAGER

Jonathon Moore is in his third season as a student equipment manager for the LSU baseball program. A native of Crestview, Fla., Moore prepped at Crestview High School, where he earned two letters in baseball as a pitcher and helped lead the team to the state playoffs in 2003.

Prior to coming to LSU, Moore served as the equipment manager for two seasons at Okaloosa-Walton Junior College in Niceville, Fla. Moore, nicknamed "Pony," is majoring in general studies at LSU. He was born on August 4, 1985.



Ryan Latuso

EQUIPMENT MANAGER

Ryan Latuso is in his second season as a student equipment manager for the LSU baseball program. A native of Baton Rouge, La., Latuso earned a degree from Catholic High School before entering LSU.

Latuso, born on July 15, 1985, is majoring in kinesiology at LSU.



Bill Franques
PUBLICIST/STADIUM
ANNOUNCER



Virginia Robertson
SECRETARY



Allison Norris
STUDENT SECRETARY



Bethany Hawkins
STUDENT SECRETARY



Jeremy Angle
STUDENT TRAINER



Robbie Yellott
GRADUATE ASSISTANT
STRENGTH COACH

FINAL RECORD: 29-26-1 (12-17-1 in SEC)

Season Highlights

The Tigers won four series over Top 25 teams during the season – LSU posted series victories over No. 3 Arkansas, No. 13 Ole Miss, No. 15 Mississippi State and No. 25 Alabama (rankings at the time of the series) . . . Arkansas, Ole Miss and Mississippi State were all listed among the Top 20 in the official NCAA RPI rankings prior to the final weekend of the regular season . . . LSU also defeated RPI No. 8 South Carolina once, No. 30 Southern Miss twice and No. 36 Florida once.

LSU junior right-hander Jared Bradford completed the season with a 10-4 mark, tying Vanderbilt's David Price and Casey Weathers for the most victories among SEC pitchers in the regular season . . . Bradford also led LSU with five saves, and he posted either a win or a save in 10 of LSU's 12 SEC victories . . . Bradford worked a team-high 96 innings, recording 16 walks, 81 strikeouts and a .255 opponents' batting average . . . Bradford earned second-team All-SEC and All-South Region recognition, and he was voted Pitcher of the Year in Louisiana by the Louisiana Sportswriters Association.

Freshman outfielder Blake Dean ended the season as the Tigers' top hitter, batting .316 (65-for-206) with 12 doubles, three triples, seven homers, 46 RBI and 30 runs scored . . . Dean earned Freshman All-SEC honors, and he was named the Louisiana Freshman of the Year by the Louisiana Sportswriters Association . . . Dean became the first true freshman to lead LSU in batting average since Todd Walker in 1992 (.400).

Catcher Sean Ochinko joined Blake Dean on the Freshman All-SEC squad, as he batted .277 (53-for-191) with five doubles, seven homers (team leader with Dean) and 32 RBI.

The Tigers featured a pair of two-sport players on the '07 club, as football players Jared Mitchell (CF) and Chris Jackson (2B/3B) were regulars in the LSU lineup . . . Mitchell, a wide receiver for the football team, started 55 games in center field, batting .258 with eight doubles, one triple, three homers, 21 RBI and a team-high 41 runs . . . he also led LSU with 18 stolen bases in 20 attempts . . . Jackson, a placekicker/punter for four seasons at LSU, was the Tigers' second-leading hitter, batting .292 (40-for-137) with nine doubles, one homer, 15 RBI, 22 runs and 11 stolen bases.

LSU was 25-0 on the year when leading a game after eight innings . . . LSU converted 15 of its 17 save opportunities in 2007 . . . Jared Bradford was a perfect 5-for-5 in save opportunities.

LSU's final paid attendance for its 35-game regular-season home schedule was 256,537 – an average of 7,329 per game. LSU led the nation in total attendance for the 12th consecutive season.



Michael Hollander

Hollander Into The Record Books

Shortstop Michael Hollander tied an LSU single-game record with 10 assists in the series-clinching over Ole Miss on April 14. He recorded five straight between the second and third innings and fittingly ended the game with his 10th. Hollander became the third player in school history to tally 10 assists, which was last achieved by Mike Fontenot in the 2000 College World Series against Texas.

Hollander also entered the LSU annals in the sacrifice bunt category. He became LSU's career leader with 24 sacrifice bunts, recording a single-season record 13 sacrifices in 2007.

Road Warriors

LSU won three straight SEC road series over Top 25 opponents between March 30 and May 6. The Tigers won two games at No. 3 Arkansas (May 4-6); LSU defeated No. 15 Mississippi State twice (April 20-22); and LSU captured two wins at No. 25 Alabama (March 30-April 1). All five of the Tigers' '07 SEC road series were played against ranked teams, as the Tigers also faced No. 3 South Carolina and No. 1 Vanderbilt. LSU posted a 7-8 mark in its SEC road contests.

Ranking Game

The Tigers were 9-12-1 against Top 25 teams in 2007. Seven of those nine wins came on the road, and seven of the victories were recorded against teams in the Top 15.

MVP Bradford

Junior right-hander Jared Bradford had either a win (seven) or a save (three) in 10 of LSU's 12 SEC victories. His May 6 win at Arkansas marked the sixth time that Bradford started and won a game for the Tigers after LSU had suffered a loss the previous day. The other wins in that scenario came against Stetson (Feb. 16), Lipscomb (March 3), South Carolina (March 17), Auburn (April 8) and Tennessee (April 28).

Bradford's value to the Tigers in 2007 was best illustrated when he posted two wins in a series at third-ranked Arkansas (May 4-6) – he earned a relief win on Friday night and a victory as a starter on Sunday. Bradford fired 39

pitches in three innings on May 4 as LSU recorded a 6-5 win -- he registered no walks and three strikeouts and worked a perfect ninth inning after the Tigers had broken a 5-5 tie in the top of the frame. Bradford then returned to the mound as a starter on May 6, throwing 85 pitches in five innings of work -- he limited Arkansas to two runs on six hits with no walks and two strikeouts. Bradford threw a total of 124 pitches in the two victories as Arkansas as he improved to 7-1 in SEC games.

Bradford, a 2007 member of the SEC Academic Honor Roll, fired his first complete game in an LSU uniform April 29 vs. Tennessee, limiting the Vols to two runs on eight hits with no walks and eight strikeouts. He was named a Collegiate Baseball National Player of the Week after a 13-strikeout outing against Lipscomb – he worked 7.1 innings, allowing two runs on three hits with one walk.

Dean Records 20-Game Hit Streak

Freshman DH/outfielder Blake Dean saw his hitting streak end at 20 games on April 21 at Mississippi State. Dean's streak will go down as one of the most memorable of the decade. Here are some final notes on the 20-game stretch:

- Longest streak by an LSU player since Cedrick Harris hit safely in 21 straight games in 2000
- Longest streak by an LSU freshman since at least the 1980s, surpassing the likes of Todd Walker, Eddy Furniss, Russ Johnson and Mike Fontenot

- Marked the second-longest streak in the SEC this season and the longest by a freshman ... only South Carolina's Justin Smoak posted a longer one (23 games) and the next highest freshman was Tennessee's Jeff Lockwood (13 games)
- Dean batted .395 (32-for-81) during the streak with six doubles, one triple, two homers, 12 RBI and 13 runs, and he was named SEC Freshman of the Week on April 16
- Extended the streak to 19 games with a ninth-inning, game-tying homer at UNO on April 18

Dean Earns SEC Freshman of the Week Recognition

Blake Dean was named SEC Freshman of the Week on two occasions during the 2007 season (May 7 and April 16). Dean, a native of Crestview, Fla., hit .333 (7-for-21) in LSU's five games from May 1-6 with one homer, five RBI and two runs scored. His solo homer in the fourth inning May 6 against Arkansas gave the Tigers a lead they would not relinquish in a 5-3 victory that clinched the series win. Dean was 4-for-13 in the series with one homer, four RBI and one run. LSU won two of three games at Arkansas in front of an SEC-record crowd of nearly 30,000 fans for the weekend.

Dean paced the Tigers in hitting from April 11-15, leading LSU to wins in three of four games. He batted .529 (9-for-17) on the week with two doubles, one triple, one homer, four RBI and four runs. He hit .429 (6-for-14) in LSU's series victory over No. 13 Ole Miss with one double, one homer, three RBI and three runs.



Ryan Byrd

Hollander's Clutch Hits

Junior shortstop Michael Hollander provided LSU with game-winning hits on two occasions in SEC games. Hollander lifted the Tigers to a 6-5 win at Mississippi State on April 21 with a two-out RBI double in the top of the ninth inning, scoring Chris Jackson.


Hollander's flair for the dramatic began this season at Alabama on March 30. With two outs and two strikes in bottom of the ninth, he turned what looked to be a series-opening loss to the Crimson Tide into an amazing opening victory. Hollander launched an opposite field, three-run homer for the game-winner against ace reliever Tommy Hunter. For Hollander, it was his second homer in as many games and the second game-winning blast of his career. On April 28, 2006, the Mandeville, La. native launched a walk-off solo homer versus Arkansas to give LSU a 7-6 victory in Baton Rouge.

Byrd Goes the Distance

Sophomore Ryan Byrd fired the Tigers' first complete game of 2007 in a series-clinching 8-2 win over No. 13 Ole Miss on April 14. He scattered seven hits and allowed two runs in nine innings of work. Byrd, whose previous career-long outing was seven innings, walked none and struck out three on 105 pitches. His gem marked the first complete game by a Tiger pitcher since Derik Olvey fired nine innings in a 2-1 loss to South Carolina on April 2, 2006.

Jared Mitchell Named SEC Freshman of the Week

Centerfielder Jared Mitchell was named Feb. 27 as the SEC Freshman of the Week. Mitchell hit .462 (6-for-13) in LSU's series victory over Central Florida with one double, one homer, three RBI and four runs. For the entire week -- including the Tigers' 6-2 victory over Northwestern State -- Mitchell batted .471 (8-for-17) in four games with one double, one homer, five runs and three RBI. Mitchell, who is also a wide receiver on the LSU football team, recorded one steal and a .500 on-base percentage in leading the Tigers to three wins. His first career homer hit the top of the



Blake Dean (left) was twice named SEC Freshman of the Week.

INTRO

THIS IS LSU

PREVIEW

TIGERS

COACHES

REVIEW

HISTORY

RECORDS

LSU



Jared Mitchell

Web Gems

Freshman centerfielder Jared Mitchell produced numerous highlights in centerfield in 2007, but none was bigger than his game-saving catch at Arkansas on May 6. Mitchell prevented a game-tying homer in the bottom of the ninth inning, allowing LSU to win the series. Pinch hitter Jacob Julius lifted a fly ball into deep right-centerfield, but Mitchell scampered to the wall, jumped and caught it at the top of the wall to end the game.

Sean Ochinko received national publicity on March 21 when his diving catch at first base against Southeastern Louisiana was named the No. 6 play of the night on ESPN SportsCenter's Top 10 Plays.

Outfielder Steven Waguespack made two brilliant game-saving plays to end games during the season. Waguespack made a diving catch with two outs in the bottom of the ninth to secure the Tigers' win at South Carolina on March 17. The catch stranded the tying run in scoring position and gave LSU a 6-5 victory. Waguespack also made an incredible game-ending double play in a 2-1 win over Southern Miss on March 9. With two outs in the ninth and the tying and go-ahead runs on base, Waguespack made a diving catch and fired to first base to double up a runner and end the game.

"Intimidator" billboard in LSU's series-clinching win on Saturday.

Into The Fire

LSU started a school-record five true freshmen several times this season, beginning in a March 18 game at South Carolina with Blake Dean in left field, Jared Mitchell in center field, Sean Ochinko at catcher, Ryan Schimpf at designated hitter and T.J. Forrest at pitcher.

Dating back to the Skip Bertman era, two was the most number of freshmen starters before the 2007 season. In 1992, Freshman All-Americans Todd Walker and Russ Johnson had prolific seasons. In 2000, Wally Pontiff started at DH and Mike Fontenot started at second base. In 2006, Jarred Bogany started in centerfield and J.T. Wise served as the designated hitter en route to Freshman All-America honors.

On March 13, 2007, the first four Tiger batters in the order against McNeese State were all true freshmen -- Schimpf, Mitchell, Dean and Ochinko. It marked the first time in Paul Mainieri's Division I coaching tenure that he batted four straight true freshmen atop the order.

One-Run Winners

LSU posted a 9-5 mark in one-run games with four of those wins coming in SEC contests. In

games decided by two runs or less, the Tigers were 14-7. Over the past two seasons, LSU is 18-10 in one-run games.

Less Than Five Is Key

LSU's successes hinged heavily upon starting pitching during the season. The Tigers were 22-1 when opponents score less than five runs. LSU is 109-12 over the past four seasons when holding opponents to under five runs. When LSU starting pitchers turn in a quality outing (six or more innings and allowing no more than three earned runs), the Tigers were 15-4. Right-hander Jared Bradford and left-hander Charlie Furbush led the squad with seven quality starts each. LSU's only losses with quality starts were at South Carolina (March 16, Furbush), versus Kentucky (March 24, Bradford), at Arkansas (May 5, Furbush) and at Vanderbilt (May 17, Furbush).

Game Over After Eight

LSU was 25-0 in 2007 when leading after eight innings. Dating back to 2004, LSU is 130-1 when leading after eight innings, with the Tigers' only loss during that span coming in 2006. The loss came against Stetson on March 12, 2006 when the Hatters stunned LSU with four runs in the ninth to win 9-8. The Tigers were 29-1 in

2006, 37-0 in 2005 and 39-0 in 2004 when leading after eight frames.

Steal Threats

The Tigers recorded 63 steals in 2007, the most by an LSU team since the 2002 squad registered 71. Freshman Jared Mitchell was finally caught stealing on April 21 at Mississippi State after successfully recording a steal in his first 18 attempts. Mitchell's 18 steals (he finished 18-for-20) represented the most stolen bases by an LSU player since J.C. Holt stole 21 bases in 2004. Mitchell ranked sixth in the SEC among stolen base leaders.

Sophomore Chris McGhee, who was 10-for-11 in steals, did something on April 1 at Alabama no Tiger had accomplished since 2003. McGhee stole three bases, which represented the most since J.C. Holt swiped three versus Northwestern State on Feb. 8, 2003. As a team, LSU stole five bases in the series finale at Alabama on April 1, as Mitchell added two. It marked the most steals by an LSU team since recording six against Northwestern State on Feb. 8, 2003.



Jared Bradford



Paul Bertuccini



Ryan Schimpf

LSU By The Numbers

Home	20-14-1
Away	9-12
Neutral Sites	0-0
Day	16-12-1
Night	13-14
Vs. Left-Handed Starter	11-9
Vs. Right-Handed Starter	18-17-1
TV Games	9-11
On Jumbo Sports	3-6
On Cox Sports	6-3
On SEC-TV	0-2
Vs. SEC	12-17-1
Vs. SEC West	9-6
Vs. SEC East	3-11-1
Non-SEC Games	17-9
Vs. Louisiana opponents	7-3
Vs. Ranked opponents	9-12-1
Vs. Atlantic Sun	2-4
Vs. C-USA	4-3
Vs. Mid-Continent	1-0
Vs. Southland	3-0
Vs. Sun Belt	1-1
Vs. SWAC	1-0
Vs. West Coast Conference	3-0
Doubleheaders	0-0
Game 1 of weekend series	6-9
Game 2 of weekend series	7-8
Game 3 of weekend series	8-6-1
Sunday	8-5-1
Tuesday	5-2
Wednesday	3-1
Thursday	0-1
Friday	6-9
Saturday	7-8
One-run games	9-5
Extra inning games	0-1
Shutouts	0-3
Number of Losing Streaks	6
Longest Losing Streak	4
Games LSU scores first	20-5-1
Games opponent scores first	9-21
When LSU scores 10+	3-0
When LSU scores <5	8-19
When opponent scores 10+	0-8
When opponent scores <5	22-1
When LSU leads after 6 innings	24-5-1
When LSU trails after 6 innings	1-21
When tied after 6 innings	4-0
When LSU leads after 7 innings	24-2-1
When LSU trails after 7 innings	2-21
When tied after 7 innings	3-3
When LSU leads after 8 innings	25-0
When LSU trails after 8 innings	1-25
When tied after 8 innings	3-1
When LSU has 10+ hits	17-6-1
When LSU has <6 hits	4-8
When opponent has 10+ hits	8-22-1
When opponent has <6 hits	4-0
When LSU has more hits	17-1
When LSU has fewer hits	9-24
Equal hits	3-1-1
When LSU hits 2 or more HR	7-2
When LSU homers	17-10-1
When LSU hits no home runs	13-15
When opp. hits 2 or more HR	2-3-1
When opponent hits no HR	16-13
Games won on final at-bat	5
Games lost on final at-bat	2
Come-from-behind wins	8
Losses when LSU held lead	7
Blown saves	2
Longest game	4:06 (4/29 vs. Tennessee)
Shortest game (at least 9 inn.)	2:02 (3/9 vs. Southern Miss)

INTRO

THIS IS LSU

PREVIEW

TIGERS

COACHES

ROSTER

HISTORY

RECORDS

LSU

INTRO

THIS IS LSU

PREVIEW

TIGERS

COACHES

REVIEW

HISTORY

RECORDS

LSU

GAME DATE	OPPOSING TEAM	W/L	SCORE	R-H-E	R-H-E	INNS	OVERALL	SEC	PITCHER OF RECORD	ATT.	TIME
Feb 09, 2007	SAINT MARY'S	W	4-3	4-6-2	3-8-2	9	1-0-0	0-0-0	Furbush (W 1-0)	7492	3:08
Feb 10, 2007	SAINT MARY'S	W	7-6	7-4-3	6-9-3	9	2-0-0	0-0-0	Coleman (W 1-0)	7160	3:12
Feb 11, 2007	SAINT MARY'S	W	6-2	6-8-0	2-6-3	9	3-0-0	0-0-0	Byrd (W 1-0)	7145	2:30
Feb 16, 2007	at Stetson	L	1-8	1-4-3	8-11-1	9	3-1-0	0-0-0	Furbush (L 1-1)	2431	3:11
Feb 17, 2007	at Stetson	L	1-14	1-3-1	14-20-5	9	3-2-0	0-0-0	Coleman (L 1-1)	2970	3:02
Feb 18, 2007	at Stetson	W	8-4	8-13-1	4-10-2	9	4-2-0	0-0-0	Bradford (W 1-0)	2103	3:30
Feb 21, 2007	NORTHWESTERN ST.	W	6-2	6-11-1	2-9-2	9	5-2-0	0-0-0	Coleman (W 2-1)	7111	2:45
Feb 23, 2007	CENTRAL FLORIDA	W	4-1	4-10-2	1-4-5	9	6-2-0	0-0-0	Furbush (W 2-1)	7376	2:30
Feb 24, 2007	CENTRAL FLORIDA	W	13-6	13-13-2	6-12-2	9	7-2-0	0-0-0	Dirks (W 1-0)	7082	3:19
Feb 25, 2007	CENTRAL FLORIDA	L	4-5	4-9-2	5-8-3	9	7-3-0	0-0-0	Bradford (L 1-1)	7399	3:01
Feb 27, 2007	TULANE	L	3-8	3-5-3	8-11-1	9	7-4-0	0-0-0	Coleman (L 2-2)	8577	3:05
Mar 02, 2007	LIPSCOMB	L	6-7	6-7-2	7-13-4	9	7-5-0	0-0-0	Cain (L 0-1)	7140	3:17
Mar 03, 2007	LIPSCOMB	L	7-10	7-8-1	10-14-2	9	7-6-0	0-0-0	Dirks (L 1-1)	7231	3:04
Mar 04, 2007	LIPSCOMB	W	8-4	8-11-0	4-6-3	9	8-6-0	0-0-0	Bradford (W 2-1)	6973	2:18
Mar 06, 2007	at Centenary	W	2-1	2-6-0	1-6-1	9	9-6-0	0-0-0	Forrest (W 1-0)	3876	2:40
Mar 09, 2007	SOUTHERN MISS	W	2-1	2-4-2	1-5-1	9	10-6-0	0-0-0	Furbush (W 3-1)	7371	2:02
Mar 10, 2007	SOUTHERN MISS	W	15-8	15-14-2	8-14-0	9	11-6-0	0-0-0	Bradford (W 3-1)	7958	3:10
Mar 11, 2007	SOUTHERN MISS	L	3-5	3-5-2	5-13-0	9	11-7-0	0-0-0	Lara (L 0-1)	7433	2:50
Mar 13, 2007	MCNEESE STATE	W	6-3	6-8-1	3-11-2	9	12-7-0	0-0-0	Lara (W 1-1)	6940	2:36
*Mar 16, 2007	at South Carolina	L	0-5	0-3-3	5-7-1	9	12-8-0	0-1-0	Furbush (L 3-2)	4421	2:29
*Mar 17, 2007	at South Carolina	W	6-5	6-10-0	5-7-1	9	13-8-0	1-1-0	Bradford (W 4-1)	5057	2:48
*Mar 18, 2007	at South Carolina	L	5-9	5-7-0	9-10-1	9	13-9-0	1-2-0	Forrest (L 1-1)	4736	2:52
Mar 21, 2007	SOUTHEASTERN LA.	W	5-3	5-8-2	3-6-4	9	14-9-0	1-2-0	Byrd (W 2-0)	7320	2:46
*Mar 23, 2007	KENTUCKY	L	2-16	2-8-2	16-18-0	9	14-10-0	1-3-0	Furbush (L 3-3)	7380	3:30
*Mar 24, 2007	KENTUCKY	L	5-6	5-11-2	6-14-2	9	14-11-0	1-4-0	Coleman (L 2-3)	7753	3:17
*Mar 25, 2007	KENTUCKY	T	9-9	9-12-3	9-12-1	8	14-11-1	1-4-1	None	7034	3:08
Mar 27, 2007	NEW ORLEANS	W	6-3	6-10-5	3-4-0	9	15-11-1	1-4-1	Byrd (W 3-0)	7216	2:35
*Mar 30, 2007	at Alabama	W	5-4	5-5-3	4-6-0	9	16-11-1	2-4-1	Dirks (W 2-1)	5462	3:14
*Mar 31, 2007	at Alabama	L	2-5	2-9-3	5-12-2	9	16-12-1	2-5-1	Bradford (L 4-2)	5575	3:27
*Apr 01, 2007	at Alabama	W	7-3	7-10-3	3-9-0	9	17-12-1	3-5-1	Byrd (W 4-0)	4827	3:16
Apr 03, 2007	at Tulane	L	9-16	9-12-0	16-22-1	9	17-13-1	3-5-1	Beerbohm (L 0-1)	9318	3:40
*Apr 06, 2007	AUBURN	L	1-6	1-3-3	6-8-1	9	17-14-1	3-6-1	Furbush (L 3-4)	7230	2:34
*Apr 07, 2007	AUBURN	L	0-7	0-10-3	7-10-1	9	17-15-1	3-7-1	Byrd (L 4-1)	7187	2:43
*Apr 08, 2007	AUBURN	W	10-1	10-10-1	1-9-5	9	18-15-1	4-7-1	Bradford (W 5-2)	6757	2:52
Apr 11, 2007	MISS. VALLEY	W	4-1	4-10-1	1-10-0	9	19-15-1	4-7-1	Beerbohm (W 1-1)	7050	2:42
*Apr 13, 2007	OLE MISS	W	4-3	4-14-2	3-10-0	9	20-15-1	5-7-1	Bradford (W 6-2)	7580	2:49
*Apr 14, 2007	OLE MISS	W	8-2	8-12-1	2-7-0	9	21-15-1	6-7-1	Byrd (W 5-1)	7586	2:48
*Apr 15, 2007	OLE MISS	L	5-16	5-10-3	16-15-2	9	21-16-1	6-8-1	Forrest (L 1-2)	7565	3:17
Apr 18, 2007	at New Orleans	L	4-5	4-7-3	5-8-3	9	21-17-1	6-8-1	Bertuccini (L 0-1)	4698	3:02
*Apr 20, 2007	at Miss. State	L	3-12	3-10-1	12-16-1	9	21-18-1	6-9-1	Furbush (L 3-5)	7283	3:01
*Apr 21, 2007	at Miss. State	W	6-5	6-9-0	5-11-0	9	22-18-1	7-9-1	Forrest (W 2-2)	8006	3:05
*Apr 22, 2007	at Miss. State	W	3-1	3-4-0	1-7-2	9	23-18-1	8-9-1	Bradford (W 7-2)	6736	2:40
*Apr 27, 2007	TENNESSEE	L	1-7	1-3-1	7-10-0	9	23-19-1	8-10-1	Furbush (L 3-6)	7301	2:46
*Apr 28, 2007	TENNESSEE	W	4-2	4-10-2	2-8-1	9	24-19-1	9-10-1	Bradford (W 8-2)	7464	2:31
*Apr 29, 2007	TENNESSEE	L	9-10	9-9-5	10-17-4	(10)	24-20-1	9-11-1	Bertuccini (L 0-2)	7158	4:06
May 01, 2007	SOUTHERN	W	9-7	9-9-3	7-12-1	9	25-20-1	9-11-1	Bertuccini (W 1-2)	6951	3:12
May 01, 2007	NICHOLLS STATE	W	8-3	8-13-0	3-9-2	9	26-20-1	9-11-1	Dirks (W 3-1)	7269	2:42
*May 04, 2007	at Arkansas	W	6-5	6-11-3	5-4-2	9	27-20-1	10-11-1	Bradford (W 9-2)	10399	2:55
*May 05, 2007	at Arkansas	L	0-5	0-7-2	5-11-0	9	27-21-1	10-12-1	Furbush (L 3-7)	10727	3:08
*May 06, 2007	at Arkansas	W	5-3	5-8-1	3-9-3	9	28-21-1	11-12-1	Bradford (W 10-2)	9438	3:06
*May 11, 2007	FLORIDA	L	3-19	3-8-2	19-21-2	9	28-22-1	11-13-1	Bradford (L 10-3)	7582	3:04
*May 12, 2007	FLORIDA	L	4-8	4-10-0	8-13-1	9	28-23-1	11-14-1	Furbush (L 3-8)	7674	3:03
*May 13, 2007	FLORIDA	W	9-4	9-13-1	4-9-3	9	29-23-1	12-14-1	Byrd (W 6-1)	7092	3:02
*May 17, 2007	at Vanderbilt	L	1-4	1-4-3	4-12-2	9	29-24-1	12-15-1	Furbush (L 3-9)	2685	2:41
*May 18, 2007	at Vanderbilt	L	2-6	2-5-0	6-10-2	9	29-25-1	12-16-1	Byrd (L 6-2)	2453	3:21
*May 19, 2007	at Vanderbilt	L	2-6	2-9-0	6-10-1	9	29-26-1	12-17-1	Bradford (L 10-4)	2422	2:51

* = Conference game

() extra inning game

Game 1 • LSU 4, Saint Mary's 3

Feb. 9, 2007 at Alex Box Stadium

SMC 0 0 0 0 0 1 2 0 - 3 8 2 (3-5)
 LSU 3 0 0 0 1 0 0 0 X - 4 6 2 (1-0)

W: Furbush (1-0) L: Gleason (0-1) S: Bradford (1)
 Time: 3:08 Att: 7,492 (paid)

Notes: Blake Dean provided a three-run homer in his first collegiate at-bat, and Charlie Furbush hurled five-plus scoreless innings on Friday night as head coach Paul Mainieri was victorious in his LSU debut, 4-3. The Tigers won their sixth straight season opener dating back to the 2002 season, despite being out-hit by Saint Mary's eight to six. Furbush fired 5.2 scoreless innings and surrendered five hits. He walked three and struck out seven on 101 pitches. Furbush fanned the first five hitters he faced, which included striking out the side in the first. Jared Bradford earned the save in his first appearance with 1.2 scoreless innings.

Game 2 • LSU 7, Saint Mary's 6

Feb. 10, 2007 at Alex Box Stadium

SMC 1 0 0 0 0 0 0 2 3 - 6 9 3 (3-6)
 LSU 0 1 0 5 1 0 0 0 X - 7 4 3 (2-0)

W: Coleman (1-0) L: Berl (0-2)
 Time: 3:12 Att: 7,160 (paid); 3,004 (actual)

Notes: Louis Coleman limited Saint Mary's to one run in six innings, and LSU survived a wild ninth inning as the Tigers posted their second straight one-run victory. LSU secured its 17th straight non-conference series victory. SMC out-hit the Tigers for the second consecutive game but the Gaels committed three costly errors. Blake Dean singled, had two walks and scored three runs. Coleman surrendered one run on six hits, walked one and struck out seven in six innings of work. LSU scored five runs in the fourth with the benefit of only one hit. SMC left the tying run at second base in the ninth.

Game 3 • LSU 6, Saint Mary's 2

Feb. 11, 2007 at Alex Box Stadium

SMC 1 0 0 0 1 0 0 0 0 - 2 6 3 (3-7)
 LSU 3 2 0 1 0 0 0 0 X - 6 8 0 (3-0)

W: Byrd (1-0) L: Aliotti (1-1)
 Time: 2:30 Att: 7,145 (paid); 2,755 (actual)

Notes: LSU erupted for five runs in the first two innings as the Tigers were off to a 3-0 start for the fourth time in the past six seasons. LSU swept an opponent for the first time since taking three games from Temple last February. Saint Mary's committed three more errors, which led to two of the Tigers' six runs. Ryan Byrd earned his first career win in his first collegiate start. Byrd, who had only worked 6.2 innings last season, held the Gaels to two runs on five hits in five innings. The left-hander walked none and struck out none in his first appearance since April 8, 2006 at Tennessee. Chris Jackson, batting in the leadoff spot, tied a career-high with three hits, scored two runs and stole two bases. He finished a perfect 4-for-4 in stolen base opportunities on the weekend. The LSU bullpen -- Nolan Cain, Kyle Beerbohm and Jared Bradford -- closed the game with four scoreless innings of relief.

Game 4 • Stetson 8, LSU 1

Feb. 16, 2007 at Melching Field (DeLand, Fla.)

LSU 1 0 0 0 0 0 0 0 0 - 1 4 3 (3-1)
 SU 2 2 0 0 3 0 1 0 X - 8 11 1 (4-1)

W: Kluber (2-0) L: Furbush (1-1)
 Time: 3:11 Att: 2,431

Notes: Corey Kluber limited LSU to one run on three hits in 6.2 innings to hand the Tigers their first loss of the season. Charlie Furbush allowed seven runs (five earned) on nine hits in 4.2 innings with two walks and four strikeouts. Jared Mitchell reached base on three occasions with a single, a walk and a hit by pitch. He scored LSU's lone run in the first.

Game 5 • Stetson 14, LSU 1

Feb. 17, 2007 at Melching Field (DeLand, Fla.)

LSU 0 0 1 0 0 0 0 0 0 - 1 3 1 (3-2)
 SU 1 3 5 1 1 3 0 0 X - 14 20 5 (5-1)

W: Hitchcock (1-0) L: Coleman (1-1)
 Time: 3:02 Att: 2,970

Notes: Stetson posted 20 hits and held LSU to a season-low three hits. Louis Coleman took the loss, allowing eight runs (seven earned) on nine hits in 2.1 innings with no walks and two strikeouts. The Tigers' only run came in the third on a two-out RBI double by Blake Dean to score Michael Hollander. LSU lost its first non-conference series on the road since Feb. 2003 at Long Beach State.

Game 6 • LSU 8, Stetson 4

Feb. 18, 2007 at Melching Field (DeLand, Fla.)

LSU 1 3 0 3 1 0 0 0 0 - 8 13 1 (4-2)
 SU 1 3 5 1 1 3 0 0 X - 4 10 2 (5-2)

W: Bradford (1-0) L: Ingoglia (1-1) S: Cain (1)
 Time: 3:30 Att: 2,103

Notes: Jared Bradford limited Stetson to two runs on five hits in six innings in his first LSU start as the Tigers salvaged the series finale. He blanked the Hatters through the first five innings and finished with one walk and five strikeouts. LSU scored seven runs in the first four innings. Sean Ochinko tallied three RBI. Jared Mitchell and Blake Dean collected three hits apiece. The Tigers' 1-2-3 hitters of Buzzy Haydel, Mitchell and Dean combined to go 9-for-15 with five runs. The first six hitters in the LSU order hit safely. Nolan Cain picked up his first save with a scoreless ninth.

Game 7 • LSU 6, Northwestern State 2

Feb. 21, 2007 at Alex Box Stadium

NSU 0 0 1 0 0 0 0 1 0 - 2 9 2 (1-7)
 LSU 1 2 0 1 0 2 0 0 X - 6 11 1 (5-2)

W: Coleman (2-1) L: J. Grace (1-1)
 Time: 2:45 Att: 7,111 (paid); 2,212 (actual)

Notes: Louis Coleman recovered from a rough weekend start with six-plus strong innings as LSU won its ninth straight regular-season mid-week contest at home. Northwestern State has now lost eight straight games against the Tigers. Coleman allowed one run on five hits in 6.1 innings while walking none and striking out six on 96 pitches. LSU's eight and nine-hole hitters -- Steven Waguespack and Michael Hollander -- combined to go 4-for-8 with two runs and three RBI. J.T. Wise and Jared Mitchell added two hits apiece. Waguespack ended an 0-for-13 slump with two hits and three RBI. Wise collected his first career triple.

Game 8 • LSU 4, Central Florida 1

Feb. 23, 2007 at Alex Box Stadium

UCF 0 0 0 0 1 0 0 0 0 - 1 4 5 (3-6)
 LSU 0 1 0 0 1 0 0 2 X - 4 10 2 (6-2)

W: Furbush (2-1) L: Houck (0-2) S: Bradford (2)
 Time: 2:30 Att: 7,376 (paid); 3,720 (actual)

Notes: Five Central Florida errors -- including four by two different third basemen -- led to four LSU runs. Charlie Furbush rebounded from a tough last outing with seven strong innings. He allowed only four hits and one run while walking two and striking out seven. His only blemish came on a solo homer in the fifth. Jared Mitchell, Steven Waguespack and Michael Hollander each tallied two hits. Buzzy Haydel provided LSU's lone RBI with a clutch two-out single in the eighth. Jared Bradford worked two perfect innings to qualify for his second save behind a dominating sinker to the opposing UCF batters.

Game 9 • LSU 13, Central Florida 6

Feb. 24, 2007 at Alex Box Stadium

UCF 1 0 1 0 0 0 0 0 4 - 6 12 2 (3-7)
 LSU 3 1 0 3 2 1 1 2 X - 13 13 2 (7-2)

W: Dirks (1-0) L: M. Herold (0-2)
 Time: 3:19 Att: 7,082 (paid); 2,240 (actual)

Notes: LSU belted a season-high three homers, and freshman Blake Dean finished 3-for-3 with three RBI on a blustery Saturday at Alex Box Stadium. LSU clinched its 17th straight non-conference series at home, and the Tigers pounded out double-digit hits for the fourth straight game. Steven Waguespack, Jared Mitchell and Jordan Mayer each homered on a day where winds gusted up to 40 mph. Clay Dirks overcame a bee sting with a solid outing in his first start of the season. Dirks allowed two runs on six hits in six innings of work while walking none and striking out seven. Mitchell's towering blast was the first of his career. Mayer's dinger came in a pinch-hit role in the eighth.

Game 10 • Central Florida 5, LSU 4

Feb. 25, 2007 at Alex Box Stadium

UCF 2 0 1 0 0 0 1 1 0 - 5 8 3 (4-7)
 LSU 2 2 0 0 0 0 0 0 0 - 4 9 2 (7-3)

W: M. McClung (1-0) L: Bradford (1-1) S: Weiss (2)
 Time: 3:01 Att: 7,399 (paid); 3,217 (actual)

Notes: Shane Brown broke a 4-4 tie with a two-out RBI single in the bottom of the eighth inning as UCF avoided a sweep. LSU saw its four-game win streak come to an end and lost their first home game of the season. The Tigers were previously 6-0 at home and 2-0 in one-run games. Buzzy Haydel went 2-for-5 with two runs, and Jared Mitchell tallied two more hits and finished 6-for-13 on the weekend. UCF's bullpen fired four scoreless innings of relief, allowing two hits after the

Tigers scored four runs in the first two innings. Jared Bradford took the loss, allowing the go-ahead single in 2.1 innings of work. He walked none and struck out three.

Game 11 • Tulane 8, LSU 3

Feb. 27, 2007 at Alex Box Stadium

TU 0 0 2 2 0 2 0 2 0 - 8 11 1 (6-4)
 LSU 0 0 0 1 1 0 0 1 0 - 3 5 3 (7-4)

W: Claiborne (1-0) L: Coleman (2-2)
 Time: 3:05 Att: 8,577 (paid); 5,360 (actual)

Notes: Three Tulane pitchers combined to limit LSU to three runs and five hits. The third-largest paid attendance in Alex Box Stadium history was recorded (8,577). Louis Coleman, who handcuffed Tulane for seven-plus innings last March, was touched for four runs on five hits in five innings of work. Green Wave designated hitter Nate Simon led the way, going 3-for-4 with a homer and three RBI. Chris Jackson returned from a stomach ulcer and went 2-for-4 with a double and an RBI despite rarely swinging a bat the past two weeks.

Game 12 • Lipscomb 7, LSU 6

March 2, 2007 at Alex Box Stadium

LU 0 1 2 0 1 0 2 1 0 - 7 13 4 (10-4)
 LSU 1 2 1 1 0 1 0 0 0 - 6 7 2 (7-5)

W: McClurg (1-0) L: Cain (0-1)
 Time: 3:17 Att: 7,140 (paid); 2,848 (actual)

Notes: Lipscomb rallied from a two-run deficit with two runs in the seventh and a go-ahead sacrifice fly in the eighth to hand LSU its third straight loss. The Tigers scored in each of the first four innings, and was led offensively by Chris Jackson, who finished 2-for-5 with a run and two RBI. LSU was stymied offensively in the final four innings by Brandon McClurg. The Tigers finished 1-for-12 on the night with runners in scoring position. Blake Dean produced the hit with an RBI double scoring Jackson in the sixth.

Game 13 • Lipscomb 10, LSU 7

March 3, 2007 at Alex Box Stadium

LU 2 4 2 0 0 0 0 1 1 - 10 14 2 (11-4)
 LSU 0 3 0 0 0 2 2 0 0 - 7 8 1 (7-6)

W: Brothers (3-1) L: Dirks (1-1) S: Merry (4)
 Time: 3:04 Att: 7,231 (paid); 2,809 (actual)

Notes: Lipscomb built a 6-0 after two innings and held off a late charge by LSU to deal the Tigers their fourth straight loss. LSU dropped a non-conference series at home for the first time since February 2003 against Kansas. The Tigers had won 17 straight non-conference series in Alex Box Stadium. LSU tied a season-high with three homers with blasts from Ryan Schimpf, Sean Ochinko and J.T. Wise. Clay Dirks was charged with the loss, allowing six runs on six hits in just 1.2 innings of work. The Tigers closed to within a run entering the bottom of the eighth, but the Bisons responded with a run in the eighth and a run in the ninth.

Game 14 • LSU 8, Lipscomb 4

March 4, 2007 at Alex Box Stadium

LU 0 0 0 0 0 0 0 4 0 - 4 6 3 (11-5)
 LSU 2 0 2 1 0 0 1 2 X - 8 11 0 (8-6)

W: Bradford (2-1) L: Schnellly (2-2)
 Time: 2:18 Att: 6,973 (paid); 1,949 (actual)

Notes: Jared Bradford turned in the most dominating outing by an LSU pitcher to date, and Jared Mitchell went 4-for-4 as the Tigers snapped a four-game losing streak. Bradford limited Lipscomb to two runs on three hits in 7.1 innings. He walked one and struck out 13 batters, representing the most Ks by an LSU pitcher since Kurt Ainsworth fanned 16 at Tennessee on April 2, 1999. Bradford allowed only four base runners all day and only twice did a runner reach second base. Chris Jackson led off the game with a homer, and Michael Hollander connected on his first blast of the season. Mitchell finished with the first four-hit game by an LSU player this season. He reached base all five times, scored three runs, drove in a run and stole two bases.

Game 15 • LSU 2, Centenary 1

March 6, 2007 at Fair Grounds Field (Shreveport, La.)

LSU 1 1 0 0 0 0 0 0 0 - 2 6 0 (9-6)
 CC 0 0 0 1 0 0 0 0 0 - 1 6 1 (8-1)

W: Forrest (1-0) L: Noland (0-3) S: Coleman (1)
 Time: 2:40 Att: 3,876

Notes: T.J. Forrest pitched three scoreless innings in his collegiate debut Tuesday night, and Louis Coleman fired five strikeouts over the final 2.2 innings. Forrest, who underwent Tommy John surgery last April, worked the first three innings of Tuesday's contest, allowing just

INTRO

THIS IS LSU

PREVIEW

TIGERS

COACHES

REVIEW

HISTORY

RECORDS

LSU

one hit with one walk and four strikeouts. Coleman recorded his first career save. LSU grabbed a 1-0 lead in the first when Jared Mitchell walked, stole second base and scored on a throwing error by Noland. J.T. Wise went 3-for-3.

Game 16 • LSU 2, Southern Miss 1

March 9, 2007 at Alex Box Stadium

USM 1 0 0 0 0 0 0 0 - 1 5 1 (11-3)
LSU 0 0 0 0 1 0 1 0 X - 2 4 2 (8-1)

W: Furbush (3-1) **L:** Belanger (3-1) **S:** Coleman (2)
Time: 2:02 **Att:** 7,371 (paid); 3,114 (actual)

Notes: Charlie Furbush held Southern Miss to one run on three hits in eight innings with no walks and five strikeouts. The run he allowed was unearned. LSU ended USM's consecutive scoreless innings streak at 26.2 with a run in the fifth on an RBI triple by Jordan Mayer. J.T. Wise drove in the Tigers' other run with a sac fly. Louis Coleman recorded his second save in as many games. The game ended on an incredible double play by Steven Waguespack. Waguespack dove and caught a line drive then doubled a runner off at first to strand the tying run at second.

Game 17 • LSU 15, Southern Miss 8

March 10, 2007 at Alex Box Stadium

USM 1 1 0 0 0 2 0 3 1 - 8 14 1 (11-4)
LSU 0 0 2 3 1 3 6 0 X - 15 13 2 (11-6)

W: Bradford (3-1) **L:** Bowden (1-2)
Time: 3:10 **Att:** 7,958 (paid); 3,746 (actual)

Notes: LSU scored a season-high 15 runs -- including a six-run seventh inning -- to roll to its fourth straight win and clinch the series. The Tigers tied a season-high in hits with 13. The 15 runs represented the most runs by LSU since scoring 15 versus Centenary on Feb. 14, 2006. Michael Hollander went 3-for-4 with a run and a career-high five RBI. The five RBI were the most by an LSU player since Quinn Stewart drove in six against Stetson on March 11, 2006. J.T. Wise had two doubles, and catcher Sean Ochinko provided a three-run homer. Jared Bradford picked up the win, scattering eight hits and allowing four runs -- three earned -- in 5.2 innings.

Game 18 • Southern Miss 5, LSU 3

March 11, 2007 at Alex Box Stadium

USM 1 0 0 0 3 0 0 1 0 - 5 13 0 (12-4)
LSU 0 0 2 3 1 3 6 0 X - 3 5 2 (11-7)

W: Clark (2-1) **L:** Lara (0-1) **S:** Ezell (5)
Time: 2:50 **Att:** 7,433 (paid); 3,121 (actual)

Notes: Southern Miss erased a 2-1 deficit with three runs in the fifth, and three Golden Eagles' pitchers limited LSU to five hits. The Tigers saw their four-game win streak come to an end. Jordan Mayer went 2-for-4 with two runs and a solo homer. T.J. Forrest did not figure in the decision despite a three-inning start. Robert Lara, making his first pitching appearance since high school, took the hard-luck loss. Chris Jackson committed an error on a double-play ball in the fifth that led to the three runs. Only two of USM's five runs were earned.

Game 19 • LSU 6, McNeese State 3

March 13, 2007 at Alex Box Stadium

MSU 0 0 0 1 1 1 0 0 0 - 3 11 2 (3-17)
LSU 1 0 2 0 0 2 0 1 X - 6 8 1 (12-7)

W: Lara (1-1) **L:** Ropp (1-2) **S:** Coleman (3)
Time: 2:36 **Att:** 6,940 (paid); 1,558 (actual)

Notes: LSU tied a season-high with three homers, including back-to-back blasts by Sean Ochinko and Steven Waguespack to break a 3-3 tie in the sixth inning. The Tigers' first four hitters in the starting lineup were true freshmen. Blake Dean provided LSU's other homer in the third. It was his first since the Tigers' opening game of the season. Jared Mitchell went 3-for-4 and scored three runs. LSU starter Ryan Byrd did not figure in the decision. Robert Lara picked up his first career win, allowing two runs on four hits in two innings of relief. The Tiger bullpen was flawless in the final three innings with Clay Dirks working the seventh and eighth and Louis Coleman tallying his third save of the season in the ninth.

Game 20 • South Carolina 5, LSU 0

March 16, 2007 at Sarge Frye Field (Columbia, S.C.)

LSU 0 0 0 0 0 0 0 0 0 - 0 3 3 (12-8, 0-1)
USC 1 0 0 0 0 0 4 0 X - 5 7 1 (16-2, 1-0)

W: Honeycutt (5-0) **L:** Furbush (3-1)
Time: 2:29 **Att:** 4,421

Notes: RH Harris Honeycutt worked seven scoreless innings, allowing just three LSU hits while striking out nine. Charlie Furbush

was charged with the loss, allowing three earned runs on six hits with three walks and a season-high 10 strikeouts. The game was a 1-0 pitcher's duel until the seventh. Jared Mitchell, J.T. Wise and Sean Ochinko accounted for the Tigers' three hits as LSU lost its eighth straight game to the Gamecocks.

Game 21 • South Carolina 5, LSU 0

March 17, 2007 at Sarge Frye Field (Columbia, S.C.)

LSU 1 0 0 1 1 0 2 0 1 - 6 10 0 (13-8, 1-1)
USC 0 0 0 0 0 0 3 0 2 - 5 7 1 (16-3, 1-1)

W: Bradford (4-1) **L:** Cisco (2-1)
Time: 2:48 **Att:** 5,057

Notes: Jared Bradford limited South Carolina to three runs in 8.1 innings as LSU ended an eight-game losing streak to the Gamecocks. Bradford's outing marked the longest by an LSU pitcher this season. He fired 132 pitches and struck out six. The Tigers collected 10 hits and did not commit an error to end USC's six-game win streak. Steven Waguespack made a brilliant diving catch in foul territory to end the game. It was the second time this year Waguespack ended a game with a spectacular play. Sean Ochinko went 2-for-4 with a homer and two RBI. Chris McGhee, making the start for Chris Jackson, provided a two-run single in the seventh.

Game 22 • South Carolina 9, LSU 5

March 18, 2007 at Sarge Frye Field (Columbia, S.C.)

LSU 0 0 0 0 0 0 0 5 0 - 5 7 0 (13-9, 1-2)
USC 1 0 0 0 0 1 5 2 X - 9 10 1 (17-3, 2-1)

W: Cooper (3-0) **L:** Forrest (1-1)
Time: 2:52 **Att:** 4,736

Notes: Catcher Trent Kline collected four hits, including a two-run homer, and drove in four runs as South Carolina captured the rubber game of the series. T.J. Forrest suffered his first loss despite pitching effectively in a five-inning outing. Forrest limited the Gamecocks to one run on two hits with one walk and two strikeouts. LSU mounted a comeback with a five-run eighth ignited by a leadoff, solo homer from Ryan Schimpf. Blake Dean provided a two-run single, and Steven Waguespack had a two-run double.

Game 23 • LSU 5, Southeastern Louisiana 3

March 21, 2007 at Alex Box Stadium

SLU 0 0 1 0 2 0 0 0 0 - 3 6 4 (16-7)
LSU 0 1 2 0 1 0 0 1 X - 5 8 2 (14-9)

W: Byrd (2-0) **L:** Treadaway (0-2) **S:** Coleman (4)
Time: 2:52 **Att:** 4,736

Notes: Ryan Byrd allowed only one earned run in five innings, and freshman Matt Jackson fired three scoreless frames. LSU put the leadoff batter on base in every inning and won for the seventh time in 10 games. Ryan Schimpf continued his hot hitting, going 2-for-3 with an RBI and his first career triple. Schimpf made his first career start in left field. Chris McGhee extended his hitting streak to four games, and Steven Waguespack homered for the third time this season. Byrd scattered five hits, walked none and struck out three. Jackson maintained a one-run lead as he retired all nine batters he faced. SLU committed four errors which led to two unearned runs and proved to be the difference in the game.

Game 24 • Kentucky 16, LSU 2

March 23, 2007 at Alex Box Stadium

UK 3 2 1 0 6 0 3 0 1 - 16 18 0 (22-2, 2-2)
LSU 0 0 1 0 0 0 1 0 0 - 2 8 2 (14-10, 1-3)

W: C. Rusin (3-1) **L:** Furbush (3-3) **S:** T. Henry (2)
Time: 3:30 **Att:** 7,380 (paid); 3,650 (actual)

Notes: Kentucky scored six runs in the first three innings against Charlie Furbush. Furbush allowed six runs on six hits while walking a season-high five and striking out one in two innings. Head coach Paul Mainieri was ejected in the fourth inning for arguing balls and strikes. LSU played a run in the third on an RBI single by Sean Ochinko. Ryan Schimpf went 2-for-3 with a solo homer in the seventh. The blast marked the fourth straight game in which the Tigers have hit a homer.

Game 25 • Kentucky 6, LSU 5

March 24, 2007 at Alex Box Stadium

UK 0 1 0 1 0 0 1 3 0 - 6 14 2 (23-2, 3-2)
LSU 1 0 1 0 1 0 0 2 0 - 5 11 2 (14-11, 1-4)

W: Lovett (3-0) **L:** Coleman (2-3) **S:** Paxton (1)
Time: 3:17 **Att:** 7,753 (paid); 3,563 (actual)

Notes: Kentucky broke a 3-3 tie with a three-run eighth inning and LSU's comeback hopes fell short in a wild ninth inning in one of the most controversial endings in Alex Box Stadium history. With the

Tigers trailing 6-5 with a runner on and one out in the bottom of the ninth, Sean Ochinko drilled a Brock Baber pitch down the left field line and over the wall. Home plate umpire Dennis McComb signaled a home run as Ochinko rounded the bases. However, the celebration was premature as third base umpire Jeff Head overturned the call and ruled it foul. Ochinko then fled out, and the Wildcats recorded the final out to secure their first-ever series victory in Baton Rouge. Chris McGhee enjoyed a career day, going 3-for-4 with a homer, two runs and two RBI. LSU was previously 7-0 when reaching the double-digit hit plateau. Starter Jared Bradford turned in a gutsy effort, scattering 10 hits and allowing three runs in seven innings.

Game 26 • LSU 9, Kentucky 9

March 25, 2007 at Alex Box Stadium

UK 0 0 5 0 1 1 0 2 X - 9 12 1 (23-2-1, 3-2-1)
LSU 1 0 0 2 0 6 0 0 X - 5 11 2 (14-11, 1-4-1)

W: None **L:** None
Time: 3:08 **Att:** 7,034 (paid); 2,348 (actual)

Notes: Kentucky plated two runs in the top of the eighth inning on closer Louis Coleman before a 2 p.m. time limit as the game ended in a 9-9 tie. The game was stopped due to SEC travel regulations. LSU took a 9-7 lead into the final frame and were one out away from salvaging the series finale. Sawyer Carroll produced an RBI single, and centerfielder Jared Mitchell committed a throwing error, which allowed the tying run to score. LSU was previously 14-0 when leading after seven innings. The Tigers had not tied in a contest since the series finale versus Florida in 2003. That game resulted in an 8-8 score also due to travel regulations. Chris McGhee collected three hits and two runs, and Sean Ochinko finished 2-for-4 with two runs and two RBI. Steven Waguespack keyed a six-run sixth inning with a three-run homer.

Game 27 • LSU 6, New Orleans 3

March 27, 2007 at Alex Box Stadium

UNO 0 0 0 2 0 1 0 0 0 - 3 4 0 (16-11)
LSU 0 0 0 5 0 1 0 0 X - 6 10 5 (15-11-1)

W: Byrd (3-0) **L:** Cody (2-2) **S:** Bertuccini (1)
Time: 2:35 **Att:** 7,216 (paid); 1,923 (actual)

Notes: Robert Lara and Michael Hollander launched back-to-back homers in the fourth innings while Ryan Byrd fired a career-high seven innings to lead LSU past UNO. The blasts marked the second time this season the Tigers have homered in consecutive at-bats. Sean Ochink and Steven Waguespack did so against McNeese State on March 13. The Tigers pounded out double-digit hits for the third straight game and homered for the seventh consecutive contest. Byrd tossed the finest performance of his career, limiting the Privateers to three hits and three runs -- one earned -- in seven innings. He walked one and struck out a career-best eight batters to maintain his perfect record. Lara tied a career-high with three hits, scored two runs and connected on his first career homer with a three-run shot. Blake Dean extended his hitting streak to a season-high seven games. Paul Bertuccini recorded the first save of his career, allowing only one hit in two innings of relief.

Game 28 • LSU 5, Alabama 4

March 30, 2007 at Sewell-Thomas Stadium (Tuscaloosa, Ala.)

LSU 0 0 0 0 1 0 0 1 3 - 5 5 3 (16-11-1, 2-4-1)
UA 0 0 0 2 0 1 0 1 0 - 4 6 0 (17-11, 3-4)

W: Dirks (2-1) **L:** Hunter (2-3) **S:** Bradford (3)
Time: 3:14 **Att:** 5,462

Notes: Michael Hollander launched a two-out, three-run homer in the top of the ninth inning to lift LSU to a dramatic 5-4 victory over No. 25 Alabama. The Tigers trailed 4-2 entering the ninth. Hollander's blast came on a 1-2 pitch from Tide ace reliever Tommy Hunter. Jared Bradford recorded his third save. Clay Dirks -- the third of four LSU pitchers -- was credited with the win. Starter Charlie Furbush worked six innings, allowing three runs -- two earned -- on three hits with two walks and 10 strikeouts. Jordan Mayer added a solo homer in the fifth.

Game 29 • Alabama 5, LSU 2

March 31, 2007 at Sewell-Thomas Stadium (Tuscaloosa, Ala.)

LSU 1 0 0 0 1 0 0 0 0 - 2 9 3 (16-12-1, 2-5-1)
UA 0 0 1 1 0 2 0 1 X - 5 12 2 (18-11, 4-4)

W: Robert (4-3) **L:** Bradford (4-2) **S:** Hunter (3)
Time: 3:27 **Att:** 5,575

Notes: Jake Smith broke a 2-2 tie in the sixth with a two-run single as Alabama evened the series. Jared Bradford -- the fourth of six LSU pitchers -- was charged with the loss as he allowed two runs on three hits in one inning. LSU took a 1-0 lead in the first on an RBI single by Steven Waguespack. Blake Dean extended his hitting streak to 10 games with an RBI single in the fifth.

Game 30 • LSU 7, Alabama 3

April 1, 2007 at Sewell-Thomas Stadium (Tuscaloosa, Ala.)

LSU 3 0 0 0 1 0 2 0 1 - 7 10 3 (17-12-1, 3-5-1)
UA 0 0 0 1 2 0 0 0 0 - 3 9 0 (18-12, 4-5)

W: Byrd (4-0) L: Belcher (1-1) S: Bradford (4)
Time: 3:16 Att: 4,827

Notes: Steven Waguespack's two-out, bases-loaded double gave LSU a 3-0 lead in the first and the Tigers went on to win their first SEC series of the year. In the seventh, Jared Mitchell added an RBI double and stole third. He came into score on a perfectly executed suicide squeeze by Chris McGhee. McGhee stole three bases, drove in two runs and scored a run. The three steals represented the most by an LSU player since J.C. Holt swiped three versus Northwestern State on Feb. 8, 2003. Ryan Byrd maintained his perfect record, limiting the Crimson Tide to three runs -- two earned -- on six hits in 5.1 innings. Jared Bradford picked up his second save of the weekend.

Game 31 • Tulane 16, LSU 7

April 3, 2007 at Zephyr Field (Metairie, La.)

LSU 0 0 0 3 0 0 6 0 0 - 9 12 0 (17-13-1)
TU 1 3 6 0 1 2 0 3 X - 16 22 1 (23-8)

W: Goebel (5-1) L: Beerbohm (0-1)
Time: 3:40 Att: 9,318

Notes: Tulane jumped out to an early 10-0 lead, and seven LSU pitchers issued a season-high 22 hits in front of a crowd of 9,318. Kyle Beerbohm was roughed up for four runs on five hits in 1.2 innings. Ryan Schimpf went 2-for-5 and belted a three-run homer in the seventh. Blake Dean raised his average to .333 and extended his hitting streak to 11 games with three hits. The streak is the longest by an LSU player since Matt Luzzza had an 11-game streak last season. Trailing by 10 runs, LSU mounted a six-run seventh and had the tying run on deck. Robert Lara grounded into his second double play of the game to end the threat. LSU fell to 3-9 all-time against Tulane at Zephyr Field.

Game 32 • Auburn 6, LSU 1

April 6, 2007 at Alex Box Stadium

AU 2 0 4 0 0 0 0 0 0 - 6 8 1 (22-11, 2-8)
LSU 0 0 0 0 0 1 0 0 0 - 1 3 3 (17-14-1, 3-6-1)

W: Burnside (5-1) L: Furbush (3-4)
Time: 2:34 Att: 7,230 (paid); 2,934 (actual)

Notes: Auburn's Paul Burnside fired a complete game three-hitter on an unseasonably cold night. Burnside took a no-hitter into the sixth inning and limited the Tigers to three hits. He became the first pitcher to throw a nine-inning complete game against LSU since Tennessee's Craig Cobb did so on April 8 of last season. Jared Mitchell plated the Tigers only run with a double in the sixth. J.T. Wise broke up the no-hit bid with a leadoff double to start that frame. Charlie Furbush took the loss, allowing six runs -- four earned -- on eight hits in five innings of work.

Game 33 • Auburn 7, LSU 0

April 7, 2007 at Alex Box Stadium

AU 0 1 0 1 3 0 0 2 0 - 7 10 1 (23-11, 3-8)
LSU 0 0 0 0 0 0 0 0 0 - 0 10 3 (17-15-1, 3-7-1)

W: T. Thompson (4-0) L: Byrd (4-1) S: Butts (4)
Time: 2:43 Att: 7,187 (paid)

Notes: Auburn pitchers Taylor Thompson and Brett Butts scattered 10 hits and combined to shut out LSU. The Tigers were blanked at home in league play for the first time since 2004. Vandy defeated LSU, 8-0, on May 16, 2004. Ryan Byrd suffered the first loss of his career, allowing four runs on five hits in 4.1 innings of work. Jared Mitchell and Sean Ochinko each went 2-for-4. Blake Dean extended his hitting streak to 13 games with a single in the fourth. Dean's streak is the longest by a Tiger since Nick Stravinoha hit safely in 13 straight games in 2005. Auburn snapped a seven-series losing streak in SEC play.

Game 34 • LSU 10, Auburn 1

April 8, 2007 at Alex Box Stadium

AU 0 0 0 0 0 1 0 2 0 - 1 9 5 (23-12, 3-9)
LSU 1 0 1 4 0 4 0 0 X - 10 10 1 (18-15-1, 4-7-1)

W: Bradford (5-2) L: Bristow (1-3)
Time: 2:52 Att: 6,757 (paid); 1,637 (actual)

Notes: Chris Jackson collected a career-high four hits, and Jared Bradford notched his fifth win with seven strong innings as LSU salvaged the series finale. LSU snapped a three-game losing streak. Auburn committed five errors -- including three by catcher Josh Donaldson -- which led to three unearned runs. Bradford limited Auburn to one run on six hits while walking one and striking out nine. It marked the fifth time in his six starts that he had gone six or more

quality innings. Jackson made his first start of the year at third base. Jared Mitchell scored three runs, and Blake Dean extended his hitting streak to 14 games with a two-run double in the sixth. Michael Hollander launched his fourth homer of the year with a solo shot to leadoff the third. Chris McGhee drove in two runs with his first career triple in the fourth. T.J. Forrest worked the final two innings, allowing no runs on three hits.

Game 35 • LSU 4, Mississippi Valley 1

April 11, 2007 at Alex Box Stadium

MVSU 0 0 0 0 0 0 0 1 0 - 1 10 0 (14-23)
LSU 0 0 3 0 0 0 1 0 X - 4 10 1 (19-15-1)

W: Beerbohm (1-1) L: Reid (2-4) S: Bertuccini (2)
Time: 2:42 Att: 7,050 (paid); 1,677 (actual)

Notes: Blake Dean finished a homer shy of the cycle, going 3-for-3 with an RBI. Three true freshmen contributed two-out RBI hits in the third. Eight Tiger pitchers saw action. Kyle Beerbohm qualified for his first career win with a scoreless third inning of work.

Game 36 • LSU 4, Ole Miss 3

April 13, 2007 at Alex Box Stadium

UM 1 0 2 0 0 0 0 0 0 - 3 10 0 (24-12, 7-6)
LSU 0 1 2 0 0 0 0 1 1 - 4 14 2 (20-15-1, 5-7-1)

W: Bradford (6-2) L: Bittle (1-4)
Time: 2:49 Att: 7,580 (paid); 3,394 (actual)

Notes: Ryan Schimpf drew a bases-loaded walk in the bottom of the ninth inning, scoring Jared Mitchell and giving the Tigers a 4-3 walk-off win. LSU snapped a four-game losing streak to Ole Miss and won the opening game of a home SEC series for the first time since May 12, 2006. It marked the Tigers first walk-off win since April 28 last season against Arkansas. Jared Bradford faced the minimum, working the final two frames without allowing a run or a hit to get the win. Sean Ochinko, Nicholas Pontiff and Mitchell each collected three hits apiece. Blake Dean extended his hitting streak to 16 games, which is the longest by an LSU player since 2003 when Ivan Naccarata hit safely in 19 straight games. LSU starter Charlie Furbush scattered 10 hits and three runs in 6.1 innings of work. He worked his final 3.1 innings without surrendering a run.

Game 37 • LSU 8, Ole Miss 2

April 14, 2007 at Alex Box Stadium

UM 0 1 0 0 0 0 0 1 1 - 2 7 0 (24-13, 7-7)
LSU 3 0 0 1 0 1 2 1 X - 8 12 1 (21-15-1, 6-7-1)

W: Byrd (5-1) L: Lynn (3-3)
Time: 2:48 Att: 7,586 (paid); 2,954 (actual)

Notes: Ryan Byrd fired the first complete game by an LSU pitcher this season, pacing the Tigers to a series-clinching victory on a windy Saturday. LSU captured its first SEC series win at home since taking two games from Arkansas last April. Ole Miss lost their 14th straight series in Baton Rouge and have won a series in Alex Box Stadium since 1982. Byrd scattered seven hits and allowed two runs in nine innings of work. Byrd, whose previous career-long outing was seven innings, walked none and struck out three on 105 pitches. His gem marked the first complete game by a Tiger pitcher since Derik Olvey fired nine innings in a 2-1 loss to S. Carolina on April 2, 2006. Byrd became the first LSU pitcher to earn a complete-game SEC series win since Clay Dirks defeated Tennessee on May 14, 2005. Shortstop Michael Hollander tied a school single-game record with 10 assists, including five straight between the second and third innings. It was last done by Mike Fontenot in 2000 College World Series against Texas. The Tigers first three hitters -- Chris Jackson, Jared Mitchell and Blake Dean -- combined to go 6-for-13 with four runs and two RBI.

Game 38 • Ole Miss 16, LSU 5

April 15, 2007 at Alex Box Stadium

UM 0 3 0 0 4 1 7 1 0 - 16 15 2 (25-13, 8-7)
LSU 0 0 0 2 0 2 1 0 0 - 5 10 3 (21-16-1, 6-8-1)

W: Baker (5-1) L: Forrest (1-2)
Time: 3:17 Att: 7,565 (paid); 3,242 (actual)

Notes: Ole Miss opened up a close game with four runs in the fifth and seven runs in the seventh to salvage the series finale. LSU tallied double-digit hits for the fourth consecutive game, but the Tigers committed three errors in the contest. Blake Dean went 2-for-5 with a solo homer while extending his hitting streak to 18 games. Nicholas Pontiff added two hits and scored two runs. Chris McGhee went 2-for-4 with a run and an RBI. McGhee wore No. 42 in honor of the 60th anniversary of Jackie Robinson breaking baseball's color barrier. T.J. Forrest took the loss, allowing three runs on three hits in 2.1 innings of work. Jared Bradford worked 3.2 innings, surrendering 12 runs -- 10 earned -- on nine hits with two walks and four strikeouts.

Game 39 • UNO 5, LSU 4

April 18, 2007 at Zephyr Field (Metairie, La.)

LSU 0 3 0 0 0 0 0 1 1 - 4 7 3 (25-12)
UNO 1 0 0 0 0 1 0 2 1 - 5 8 3 (21-17-1)

W: Campbell (3-0) L: Bertuccini (0-1)
Time: 3:02 Att: 4,698

Notes: Brandon Bowser lifted UNO to a 5-4 win with a walk-off, RBI double in the bottom of the ninth inning in the fourth annual Wally Pontiff Jr. Classic. LSU trailed 4-3 entering the ninth before Blake Dean launched a solo homer on the first pitch he saw to start the frame. Dean, who was hitless in his three previous at-bats, extended his hitting streak to 19 games and homered for the second straight contest. Paul Bertuccini suffered his first career loss, allowing one run on three hits in 1.1 innings of relief. Shane Ardoin was brilliant in relief, limiting the Privateers to an unearned run on one hit while striking out seven in five innings of work. LSU committed three consecutive errors in the sixth.

Game 40 • Mississippi State 12, LSU 3

April 20, 2007 at Dudy Noble Field (Starkville, Miss.)

LSU 0 0 0 1 0 1 1 0 1 - 3 10 1 (21-18-1, 6-9-1)
MSU 0 0 1 1 2 4 4 0 X - 12 16 1 (25-8, 9-5)

W: Crosswhite (5-1) L: Furbush (3-5)
Time: 3:01 Att: 7,283

Notes: Chad Crosswhite limited LSU to three runs and fired a complete game. Sean Ochinko had an RBI single in the sixth, and Ryan Schimpf provided a triple in the seventh. Charlie Furbush was charged with the loss as he surrendered seven runs -- six earned -- on nine hits in 5.1 innings with three walks and six strikeouts. J.T. Wise made his first career pitching appearance in the seventh innings and worked the final 1.2 innings, allowing no runs on one hit with one strikeout.

Game 41 • LSU 6, Mississippi State 5

April 21, 2007 at Dudy Noble Field (Starkville, Miss.)

LSU 1 0 0 1 0 3 0 0 1 - 6 9 0 (22-18-1, 7-9-1)
MSU 0 0 3 0 2 0 0 0 0 - 5 11 0 (25-9, 9-6)

W: Forrest (2-2) L: Bowen (3-1) S: Bradford (5)
Time: 3:05 Att: 8,006

Notes: Michael Hollander's two-out RBI double in the top of the ninth inning broke a 5-5 tie and lifted the Tigers to a 6-5 victory. MSU retired the first two hitters in the top of the ninth but Chris Jackson kept the inning alive with a single. Jared Bradford earned his fifth save of the year, preserving the victory for T.J. Forrest. Forrest entered the game in the sixth and tossed three scoreless frames. He allowed just one hit with two strikeouts. Nicholas Pontiff added an RBI double and launched a two-out, two-run homer in the sixth. It was his first homer of the season and second of his career. Blake Dean saw his hitting streak end at 20 games. Dean recorded the longest streak by an LSU player since Cedrick Harris posted a 21-game streak in 2000. Jared Mitchell was caught stealing for the first time all season.

Game 42 • LSU 3, Mississippi State 1

April 22, 2007 at Dudy Noble Field (Starkville, Miss.)

LSU 0 0 0 1 0 0 2 0 0 - 3 4 0 (23-18-1, 8-9-1)
MSU 0 0 0 0 0 1 0 0 0 - 1 7 2 (25-10, 9-7)

W: Bradford (7-2) L: Weatherford (3-2) S: Bertuccini (3)
Time: 2:40 Att: 6,736

Notes: Jared Bradford fired 7.1 innings to earn his seventh win, leading LSU to its second straight SEC series win over a top-15 team. Bradford limited MSU, which entered the game batting an SEC-best .341 on the year, to one run on six hits with two walks and five strikeouts. Nicholas Pontiff gave the Tigers the lead in the seventh on a two-out, 0-2 single through the middle scoring two. Paul Bertuccini earned the save by recording the final out.

Game 43 • Tennessee 7, LSU 1

April 27, 2007 at Alex Box Stadium

UT 0 0 6 0 0 0 0 1 0 - 7 10 0 (24-18, 7-10)
LSU 0 0 0 1 0 0 0 0 0 - 1 3 1 (23-19-1, 8-10-1)

W: Adkins (5-6) L: Furbush (3-6)
Time: 2:46 Att: 7,301 (paid); 3,355 (actual)

Notes: J.P. Arencibia keyed a six-run third inning with a bases-loaded double, and LHP James Adkins tossed a complete game three-hitter. The Tigers were held to three hits or less for the fourth time this season. Adkins fanned a season-high 14 batters while becoming UT's all-time leader in strikeouts. Charlie Furbush took the loss, allowing six runs -- five earned -- on three hits in 2.1 innings. He walked two and struck out none before exiting in the third. Blake Dean provided LSU's lone run with a solo homer in the fourth. Michael Hollander and Jared Mitchell had the Tigers' other hits.

INTRO

THIS IS LSU

PREVIEW

TIGERS

COACHES

REVIEW

HISTORY

RECORDS

LSU

INTRO

THIS IS LSU

PREVIEW

TIGERS

COACHES

REVIEW

HISTORY

RECORDS

LSU

Game 44 • LSU 4, Tennessee 2

April 28, 2007 at Alex Box Stadium

UT 0 0 0 2 0 0 0 0 0 - 2 9 1 (24-19, 7-11)
LSU 1 0 2 1 0 0 0 0 X - 4 10 1 (24-19-1, 9-10-1)

W: Bradford (8-2) **L:** Cobb (6-4)
Time: 2:31 **Att:** 7,464 (paid); 3,110 (actual)

Notes: Jared Bradford fired the first complete game of his LSU career, limiting Tennessee to two runs and leading the Tigers to a 4-2 win. He scattered nine hits and two runs while striking out eight and walking none. It marked the second complete game by an LSU pitcher this season. Michael Hollander went 3-for-5 and scored two runs, and Sean Ochinko added two hits and drove in a run. Blake Dean homered for the second straight game with a two-run shot in the third.

Game 45 • Tennessee 10, LSU 9

April 29, 2007 at Alex Box Stadium

UT 1 1 3 1 1 0 0 1 0 2 - 10 17 4 (25-19, 8-11)
LSU 0 1 1 0 6 0 0 0 0 1 - 9 9 5 (24-20-1, 9-11-1)

W: Everett (2-0) **L:** Bertuccini (0-2)
Time: 4:06 **Att:** 7,158 (paid); 2,689 (actual)

Notes: Julio Borbon's two-run single in the top of the 10th inning lifted Tennessee to its first-ever series victory in Baton Rouge. LSU issued eight walks and tied a season-high with five errors, including three by Nicholas Pontiff. Tennessee trailed 9-8 entering the eighth before tying the game against Paul Bertuccini. Jared Mitchell led off the bottom of the 10th with a solo homer. It was his second blast of the year and first since February 24. UT led 7-2 before a bizarre bottom of the fifth that saw the Tigers claim an 8-7 lead with six runs on only two hits. The Vols walked the bases loaded. Sean Ochinko launched a solo homer -- his first since March 17 -- in the second inning. Ryan Byrd left after allowing five runs on six hits in 2.2 innings -- his shortest starting outing of the year -- while walking a season-high four and striking out none.

Game 46 • LSU 9, Southern 7

May 1, 2007 at Alex Box Stadium

SU 0 1 0 0 0 2 2 0 2 - 7 12 1 (22-16)
LSU 0 0 0 0 3 1 0 5 X - 9 9 3 (25-20-1)

W: Bertuccini (1-2) **L:** Garth (3-3)
Time: 3:12 **Att:** 6,951 (paid); 801 (actual)

Notes: LSU erased a 5-4 deficit with five runs in the bottom of the eighth in the first game of a doubleheader. Chris Jackson went 4-for-4, and J.T. Wise added two hits with a double, a homer and a career-high five RBI. Blake Dean tied the game with a hit, and Jason Lewis broke the tie with a two-run single with two outs. Paul Bertuccini was credited with his first career win, limiting the Jags to one hit and no earned runs in two innings of relief.

Game 47 • LSU 8, Nicholls State 3

May 1, 2007 at Alex Box Stadium

NSU 0 0 0 1 0 0 0 0 2 - 3 9 2 (26-20-1)
LSU 0 1 0 2 0 2 0 3 X - 8 13 0 (6-40)

W: Dirks (3-1) **L:** Sparks (1-4)
Time: 2:42 **Att:** 7,269 (paid); 2,485 (actual)

Notes: Clay Dirks allowed just one run in 5.2 innings to record his 26th career victory. The win placed him one shy of 10th-place in LSU career pitching victories. Dirks was making his third start of the year and 46th of his career. Dirks was one of four players honored during Senior Night, joining Steven Broschofsky, Jonathan Wilhite and Steven Broschofsky. Broschofsky went 2-for-4 with a run and an RBI. Sean Ochinko added a homer and three RBI. Jordan Mayer launched one of the longest homers in Alex Box Stadium history in the fourth inning. Mayer connected on a two-run shot that hit the top of the left-field lights standard.

Game 48 • LSU 6, Arkansas 5

May 4, 2007 at Baum Stadium (Fayetteville, Ark.)

LSU 0 3 0 1 0 0 2 0 2 - 6 11 3 (27-20-1, 10-11-1)
UA 0 0 2 0 0 0 3 0 0 - 5 4 2 (35-13, 15-7)

W: Bradford (9-2) **L:** Hill (3-2)
Time: 2:55 **Att:** 10,399

Notes: Chris Jackson delivered an RBI single in the top of the ninth inning to lift LSU to a series-opening win over the No. 3 Hogs. Jared Bradford allowed two runs on three in three innings of relief, including a perfect ninth, to pick up his ninth win. Ryan Byrd was solid through six innings, limiting Arkansas to two unearned runs on two hits with two walks and four strikeouts. LSU struck for three runs in the second inning against Arkansas ace Nick Schmidt. Nicholas Pontiff singled in a run before Jackson delivered a two-run double. Jackson finished 3-for-4 with three RBI.

Game 49 • Arkansas 5, LSU 0

May 5, 2007 at Baum Stadium (Fayetteville, Ark.)

LSU 0 0 0 0 0 0 0 0 0 - 0 7 2 (27-21-1, 10-12-1)
UA 1 0 0 0 0 0 1 3 X - 5 11 0 (36-13, 16-7)

W: Todd (7-2) **L:** Furbush (3-7)
Time: 3:08 **Att:** 10,727

Notes: Jess Todd blanked LSU through 8.2 innings before a stadium-record crowd of 10,581. Charlie Furbush and Todd engaged in a pitcher's duel through the sixth inning as the Hogs held on to 1-0 advantage. Furbush was charged with the loss, allowing two runs -- one earned -- on seven hits with three walks and eight strikeouts. Todd scattered seven hits -- including six singles -- through 8.2 innings, recording three walks and a season-high 10 strikeouts. Arkansas added three runs in the eighth against Louis Coleman.

Game 50 • LSU 5, Arkansas 3

May 6, 2007 at Baum Stadium (Fayetteville, Ark.)

LSU 1 1 0 1 0 0 2 0 0 - 5 8 1 (28-21-1, 11-12-1)
UA 1 0 1 0 0 0 0 0 1 - 3 9 3 (36-14, 16-8)

W: Bradford (10-2) **L:** Welker (5-3) **S:** Bertuccini (4)
Time: 3:06 **Att:** 9,438

Notes: Jared Bradford earned his 10th win of the season, and Jared Mitchell made a spectacular catch to prevent a game-tying home run in the ninth inning. Bradford limited Arkansas to two runs on six hits with no walks and two strikeouts. Blake Dean singled in the Tigers' first run in the first and then led off the fourth with a solo homer. Robert Lara ripped a two-out, two-run double down the left field line to extend the Tigers' lead to 5-2. Shane Ardoin held the Hogs scoreless for three innings of relief. Paul Bertuccini notched his fourth save. Jacob Julius lifted a fly ball into deep right-centerfield where Mitchell leaped and caught it at the top of the wall to end the game.

Game 51 • Florida 19, LSU 3

May 11, 2007 at Alex Box Stadium

Florida 5 3 0 5 0 1 0 5 0 - 19 21 2 (26-25, 13-12)
LSU 1 0 0 0 2 0 0 0 0 - 3 8 2 (28-22-1, 11-13-1)

W: Kyle Mullaney (4-1) **L:** Jared Bradford (10-3)
T: 3:04 **A:** 7582

Notes: Florida senior first baseman Matt LaPorta connected for two homers and drove in six runs and left fielder Chris Petrie hit a grand slam as the Gators defeated LSU, 19-3, at Alex Box Stadium. The Tigers (28-22-1, 11-13-1 SEC) fell into a tie for eighth overall in the Southeastern Conference standings. The 19-3 margin of defeat represented the worst loss for LSU at home since losing to South Alabama by the same score in the final game of the 1977 season. Florida (26-25, 13-12) won its first game in Alex Box Stadium since 1999. The Gators pounded out 21 hits and four homers, and eight of Florida's nine starters tallied multiple hits. Junior right-hander Jared Bradford (10-3), making his first Friday night start of the season, suffered his first loss since March 31 at Alabama. Bradford allowed eight runs on six hits in two innings of work while walking none and striking out two on 54 pitches.

Game 52 • Florida 8, LSU 4

May 12, 2007 at Alex Box Stadium

Florida 0 0 0 0 0 3 4 0 1 - 8 13 1 (27-25, 14-12)
LSU 0 0 0 0 0 0 0 4 0 - 4 10 0 (28-23-1, 11-14-1)

W: Bryan Augenstein (6-5) **L:** Charlie Furbush (3-8)
T: 3:03 **A:** 7674

Notes: Florida broke open a scoreless game with a three-run sixth inning, and the Gators added five more runs en route to an 8-4 series-clinching win over LSU at Alex Box Stadium. The Tigers (28-23-1, 11-14-1 SEC) fell to 2-8-1 against Southeastern Conference Eastern Division teams on the year. LSU has lost four of its five home league series. Florida (27-25, 14-12) won a regular-season SEC series in Baton Rouge for the first time in school history. Florida got its second straight quality pitching performance on as junior Bryan Augenstein (6-5) allowed no earned runs on eight hits in 7.2 innings of work. The right-hander held the Tigers hitless from the third through sixth innings while walking none and striking out seven. LSU starter Charlie Furbush (3-8), who allowed seven runs in the sixth and seventh innings combined, surrendered a total of eight hits while walking four and striking out three.

Game 53 • LSU 9, Florida 4

May 13, 2007 at Alex Box Stadium

Florida 0 3 0 1 0 0 0 0 0 - 4 9 3 (27-26, 14-13)
LSU 3 0 0 3 0 2 1 0 X - 9 13 1 (29-23-1, 12-14-1)

W: Ryan Byrd (6-1) **Save:** T.J. Forrest (1) **L:** Billy Bullock (2-6) **T:** 3:02 **A:** 7092

Notes: LSU rallied from a 4-3 deficit with a three-run fourth inning, and freshman right-hander T.J. Forrest blanked Florida for the final four innings as the Tigers salvaged the series finale with the Gators, 9-4, at Alex Box Stadium. LSU (29-23-1, 12-14-1 SEC) closed its home schedule with a 20-14-1 mark in games played at Alex Box Stadium. LSU sophomore left-hander Ryan Byrd (6-1) recorded his sixth victory of the year on Sunday, tossing five innings and allowing four runs on seven hits. He walked three and struck out none. Forrest tallied his first save in perhaps his best relief outing of the year, yielding no runs and only two hits in four innings of work. The freshman walked two and struck out four as he became the fifth pitcher on the staff to record a save this season.

Game 54 • Vanderbilt 4, LSU 1

May 17, 2007 at Hawkins Field (Nashville, Tenn.)

LSU 0 0 0 1 0 0 0 0 0 - 1 4 3 (29-24-1)
Vanderbilt 0 1 0 1 1 0 1 0 X - 4 12 2 (44-10)

W: David Price (10-0) **Save:** Casey Weathers (6)
L: Charlie Furbush (3-9) **T:** 2:41 **A:** 2685

Notes: Junior left-hander David Price scattered four hits through 8.2 innings, recording 15 strikeouts to lead top-ranked Vanderbilt to a 4-1 win over LSU at Hawkins Field. Vanderbilt improved to 44-10 overall and 20-8 in the Southeastern Conference. LSU is 29-24-1 overall, 12-15-1 in the SEC. Price won his 10th game in 10 decisions as he allowed one run on four hits in 8.2 innings with three walks and 15 strikeouts. The strikeouts total represented the most for Price in an SEC game this season. LSU junior left-hander Charlie Furbush (3-9) pitched effectively in defeat, limiting the Commodores to four runs - just one earned - on 11 hits in seven innings with two walks and six strikeouts.

Game 55 • Vanderbilt 6, LSU 2

May 18, 2007 at Hawkins Field (Nashville, Tenn.)

LSU 0 0 0 1 0 0 0 1 0 - 2 5 0 (29-25-1, 12-16-1)
Vanderbilt 0 1 0 0 0 3 0 2 X - 6 10 2 (45-10, 21-8)

W: Mike Minor (8-1) **Save:** Ty Davis (1) **L:** Ryan Byrd (6-2)
T: 3:21 **A:** 2453

Notes: Freshman left-hander Mike Minor limited LSU to two runs on five hits in 7.2 innings Friday night, leading top-ranked Vanderbilt to a 6-2 victory at Hawkins Field. Vanderbilt, which clinched the SEC championship Thursday with a win over LSU, improved to 45-10 overall, 21-8 in league play. LSU dropped to 29-25-1 overall, 12-16-1 in the SEC. The Tigers still have an opportunity to claim the final berth in next week's SEC Tournament. LSU must defeat Vanderbilt on Saturday, while Tennessee and Kentucky must both lose their respective games for the Tigers to qualify. Minor (8-1) fired 114 pitches in his 7.2 innings of work Friday night, allowing a pair of runs on five hits with two walks and six strikeouts. LSU has collected just nine hits and three runs in its two losses to the Commodores. LSU left-hander Ryan Byrd (6-2) was charged with the loss as he surrendered four runs on eight hits in 5.1 innings with two walks and two strikeouts.

Game 56 • Vanderbilt 6, LSU 2

May 19, 2007 at Hawkins Field (Nashville, Tenn.)

LSU 1 0 0 0 0 0 0 1 0 - 2 9 0 (29-26-1, 12-17-1)
Vanderbilt 1 0 0 0 2 0 0 3 X - 6 10 1 (46-10, 22-8)

W: Cody Crowell (3-1) **Save:** Casey Weathers (7)
L: Jared Bradford (10-4) **T:** 2:51 **A:** 2422

Notes: Dominic de la Osa and Ryan Flaherty each drove in two runs Saturday to lead No. 1 Vanderbilt to a 6-2 victory over LSU at Hawkins Field. The win completed a sweep of the three-game series for the Commodores (46-10 overall, 22-8 SEC), who claimed the 2007 SEC championship on Thursday with a 4-1 victory over the Tigers. Vanderbilt will be the No. 1 seed in the SEC Tournament, which begins next Wednesday in Hoover, Ala. LSU was eliminated from SEC Tournament contention earlier in the day when Tennessee defeated Florida, 11-7, and captured the eighth and final spot in the tournament. LSU completed its season with a 29-26-21 overall mark, 12-17-1 in the SEC. "We had hoped to extend our season into the SEC Tournament, but we fell short of that goal this weekend," said LSU coach Paul Mainieri. "I think the fact that we were still alive for a bid to the tournament on the final day of the season says a lot about the way our kids competed this year. I feel like in a lot of ways we overachieved this season and I'm very proud of our players for the effort they gave throughout the year."

Record: 29-26-1 Home: 20-14-1 Away: 9-12 SEC: 12-17-1

Batting

PLAYER	AVG	GP	GS	AB	R	H	2B	3B	HR	RBI	TB	SLG%	BB	HBP	SO	GDP	OB%	SF	SH	SB	ATT	PO	A	E	FLD%	
34 Blake Dean	.316	56	56	206	30	65	12	3	7	46	104	.505	20	1	25	2	.366	8	0	1	2	38	2	3	.930	
5 Chris Jackson	.292	36	33	137	22	40	9	0	1	15	52	.380	12	1	20	2	.353	0	0	11	20	55	75	12	.915	
7 Michael Hollander	.279	56	56	190	30	53	10	1	5	26	80	.421	11	4	35	1	.329	2	13	7	14	78	161	18	.930	
14 Sean Ochinko	.277	56	56	191	27	53	5	0	7	32	79	.414	21	9	40	6	.371	3	1	2	7	471	50	5	.990	
3 Jared Mitchell	.258	55	55	209	41	54	8	1	3	21	73	.349	17	9	49	5	.340	0	0	18	20	123	3	10	.926	
21 J.T. Wise	.234	43	40	137	16	32	9	3	2	19	53	.387	10	2	31	7	.291	2	0	1	1	17	98	10	.920	

18 Nicholas Pontiff	.313	30	21	83	12	26	4	0	1	14	33	.398	3	3	13	2	.360	0	2	0	1	36	27	7	.900	
16 Ryan Schimpf	.262	42	31	107	16	28	2	2	4	11	46	.430	16	5	34	0	.377	2	0	3	5	32	2	3	.919	
54 Steve Broschowsky	.245	28	12	49	6	12	1	1	0	2	15	.306	13	0	15	1	.403	0	2	1	1	23	2	0	1.000	
2 Buzzy Haydel	.234	39	25	94	13	22	4	0	0	8	26	.277	7	0	21	2	.287	0	2	2	2	109	48	2	.987	
32 Chris McGhee	.226	42	24	93	19	21	2	1	1	11	28	.301	13	2	21	1	.333	0	4	10	11	40	41	7	.920	
11 Jordan Mayer	.213	29	18	61	14	13	1	1	4	8	28	.459	9	2	16	0	.333	0	0	2	2	94	2	2	.980	
9 Robert Lara	.200	36	32	105	10	21	7	0	1	13	31	.295	9	0	23	6	.263	0	2	1	1	238	32	8	.971	
38 Steven Waguespack	.192	38	29	104	15	20	5	0	4	19	37	.356	4	3	23	2	.241	1	1	2	4	59	2	3	.953	
17 Jason Lewis	.182	25	13	55	5	10	2	0	0	5	12	.218	3	2	12	1	.246	1	0	1	1	30	0	1	.968	
53 Kevin Farnsworth	.100	8	1	10	0	1	0	0	0	0	1	.100	1	0	6	0	.182	0	0	0	0	3	0	0	1.000	
49 Kellen Bozeman	.100	6	2	10	2	1	0	0	0	0	1	.100	2	0	2	0	.250	0	0	0	0	0	1	0	1.000	
6 Jeffrey Garidel	.000	5	0	2	0	0	0	0	0	0	0	.000	0	0	0	0	.000	0	0	1	1	1	0	1	.500	
46 Cade Gautreau	.000	2	0	1	0	0	0	0	0	0	0	.000	1	0	0	0	.500	0	0	0	0	0	0	0	.000	
Totals	.256	56	56	1844	278	472	81	13	40	250	699	.379	172	43	386	38	.331	19	27	63	93	1478	618	97	.956	
Opponents	.294	56	56	1984	330	583	89	20	34	290	814	.410	169	47	421	29	.360	17	44	75	104	1453	596	94	.956	

LOB - Team (375), Opp (457). DPs turned - Team (35), Opp (48). CI - Team (4), Lara 3, Ochinko 1, Opp (1). IBB - Team (6), Schimpf 2, Ochinko 2, Mitchell 1, Wise 1, Opp (17). Picked off - Mitchell 3, Dean 2, McGhee 1, Broschofsky 1, Lara 1, Hollander 1, Ochinko 1.

Pitching

PLAYER	ERA	W	L	APP	GS	CG	SHO	CBO	SV	IP	H	R	ER	BB	SO	2B	3B	HR	AB	B/AVG	WP	HBP	BK	SFA	SHA	
27 Jared Bradford	4.41	10	4	23	11	1	0	0	5	96.0	94	50	47	16	81	13	1	5	369	.255	2	13	1	1	4	
10 Ryan Byrd	4.74	6	2	16	12	1	0	0	0	68.1	78	43	36	21	35	9	4	5	271	.288	3	4	0	2	8	
48 Charlie Furbush	4.95	3	9	16	16	0	0	0	0	87.1	104	63	48	37	88	15	2	8	354	.294	8	8	1	4	5	

21 J.T. Wise	0.00	0	0	2	0	0	0	0	0	2.0	2	0	0	0	1	0	0	0	8	.250	1	0	0	0	0	
33 Jonathan Wilhite	0.00	0	0	2	0	0	0	0	0	1.0	3	0	0	0	1	0	0	0	6	.500	0	0	0	0	0	
39 Nolan Cain	3.00	0	1	24	0	0	0	0	1	24.0	31	10	8	12	25	6	1	0	97	.320	2	0	0	1	2	
44 Paul Bertuccini	3.32	1	2	23	0	0	0	0	4	21.2	20	12	8	10	21	4	0	0	84	.238	3	3	0	0	3	
56 T.J. Forrest	3.45	2	2	11	6	0	0	0	1	31.1	35	16	12	15	25	6	2	2	126	.278	5	1	0	2	3	
36 Matt Jackson	4.50	0	0	14	2	0	0	0	0	32.0	34	16	16	8	20	5	2	3	123	.276	4	3	0	3	4	
29 Louis Coleman	5.59	2	3	22	4	0	0	0	4	46.2	60	33	29	10	49	10	4	4	190	.316	4	6	1	2	4	
41 Shane Ardoin	5.93	0	0	11	0	0	0	0	0	13.2	10	10	9	9	17	1	0	1	52	.192	1	2	0	0	2	
13 Clay Dirks	7.30	3	1	12	3	0	0	0	0	24.2	35	23	20	7	26	5	0	3	108	.324	0	4	1	0	3	
28 Michael Bonura	7.71	0	0	5	0	0	0	0	0	7.0	8	7	6	3	4	3	0	0	30	.267	3	1	1	0	1	
25 Kyle Beerbohm	9.74	1	1	13	2	0	0	0	0	20.1	36	24	22	9	15	5	2	2	87	.414	4	1	0	2	4	
24 Chris Sorce	9.95	0	0	5	0	0	0	0	0	6.1	7	7	7	7	4	1	0	0	26	.269	1	0	0	0	0	
30 Darryl Shaffer	10.80	0	0	6	0	0	0	0	0	6.2	17	8	8	4	6	2	1	1	33	.515	1	1	0	0	1	
9 Robert Lara	14.73	1	1	3	0	0	0	0	0	3.2	9	8	6	1	3	4	1	0	20	.450	0	0	0	0	0	
Totals	5.10	29	26	56	56	2	0	0	15	492.2	583	330	279	169	421	89	20	34	1984	.294	42	47	5	17	44	
Opponents	4.16	26	29	56	56	3	3	3	10	484.1	472	278	224	172	386	81	13	40	1844	.256	43	43	13	19	27	

PB - Team (8), Lara 4, Ochinko 4, Opp (12). Pickoffs - Team (7), Byrd 2, Beerbohm 2, Bradford 2, Lara 1, Opp (10). SBA/ATT - Lara (39-52), Ochinko (37-45), Furbush (17-26), Byrd (11-20), Bradford (10-11), Cain (7-9), Forrest (8-9), Coleman (6-8), Dirks (5-6), Beerbohm (3-4), Bertuccini (4-4), M. Jackson (1-3), Ardoin (1-2), Bonura (1-1).

Fielding

Player	C	PO	A	E	FLD%	DPs	SBA	CSB	SBA%	PB	CI
54 Steve Broschofsky	25	23	2	0	1.000	0	0	0	-	0	0
10 Ryan Byrd	22	5	17	0	1.000	1	11	9	.550	0	0
27 Jared Bradford	16	6	10	0	1.000	1	10	1	.909	0	0
25 Kyle Beerbohm	7	2	5	0	1.000	1	3	1	.750	0	0
56 T.J. Forrest	7	3	4	0	1.000	0	8	1	.889	0	0
36 Matt Jackson	6	1	5	0	1.000	0	1	2	.333	0	0
13 Clay Dirks	5	0	5	0	1.000	0	5	1	.833	0	0
41 Shane Ardoin	4	3	1	0	1.000	0	1	1	.500	0	0
53 Kevin Farnsworth	3	3	0	0	1.000	0	0	0	-	0	0
28 Michael Bonura	2	2	0	0	1.000	0	1	0	1.000	0	0
44 Paul Bertuccini	2	2	0	0	1.000	0	4	0	1.000	0	0
24 Chris Sorce	1	1	0	0	1.000	0	0	0	-	0	0
30 Darryl Shaffer	1	0	1	0	1.000	0	0	0	-	0	0
49 Kellen Bozeman	1	0	1	0	1.000	0	0	0	-	0	0
14 Sean Ochinko	526	471	50	5	.990	17	37	8	.822	4	1
2 Buzzy Haydel	159	109	48	2	.987	8	0	0	-	0	0
11 Jordan Mayer	98	94	2	2	.980	9	0	0	-	0	0
9 Robert Lara	278	238	32	8	.971	1	39	13	.750	4	3
Player	C	PO	A	E	FLD%	DPs	SBA	CSB	SBA%	PB	CI
17 Jason Lewis	31	30	0	1	.968	0	0	0	-	0	0
38 Steven Waguespack	64	59	2	3	.953	1	0	0	-	0	0
34 Blake Dean	43	38	2	3	.930	0	0	0	-	0	0
7 Michael Hollander	257	78	161	18	.930	22	0	0	-	0	0
3 Jared Mitchell	136	123	3	10	.926	0	0	0	-	0	0
32 Chris McGhee	88	40	41	7	.920	4	0	0	-	0	0
21 J.T. Wise	125	17	98	10	.920	3	0	0	-	0	0
16 Ryan Schimpf	37	32	2	3	.919	0	0	0	-	0	0
5 Chris Jackson	142	55	75	12	.915	15	0	0	-	0	0
18 Nicholas Pontiff	70	36	27	7	.900	6	0	0	-	0	0
29 Louis Coleman	9	1	7	1	.889	0	6	2	.750	0	0
48 Charlie Furbush	22	4	15	3	.864	0	17	9	.654	0	0
39 Nolan Cain	4	1	2	1	.750	0	7	2	.778	0	0
6 Jeffrey Garidel	2	1	0	1	.500	0	0	0	-	0	0
33 Jonathan Wilhite	0	0	0	0	.000	0	0	0	-	0	0
46 Cade Gautreau	0	0	0	0	.000	0	0	0	-	0	0
Totals	2193	1478	618	97	.956	35	75	29	.721	8	4
Opponents	2143	1453	596	94	.956	48	63	30	.677	12	1

2007 Final Statistics in SEC Games

Record: 12-17-1 Home: 5-9-1 Away: 7-8

Batting

PLAYER	AVG	GP	GS	AB	R	H	2B	3B	HR	RBI	TB	SLG%	BB	HBP	SO	GDP	OB%	SF	SH	SB	ATT	PO	A	E	FLD%
18 Nicholas Pontiff	.333	18	18	66	9	22	2	0	1	13	27	.409	2	2	10	2	.371	0	2	0	0	23	23	6	.885
14 Sean Ochinko	.324	30	30	102	11	33	3	0	2	13	42	.412	12	5	21	4	.417	1	1	1	3	249	29	4	.986
5 Chris Jackson	.286	22	19	84	14	24	5	0	0	6	29	.345	3	1	16	1	.318	0	0	4	10	37	40	6	.928
34 Blake Dean	.270	30	30	115	15	31	5	0	4	23	48	.417	9	1	18	1	.323	2	0	0	1	23	1	1	.960
7 Michael Hollander	.264	30	30	106	14	28	3	1	3	12	42	.396	8	2	20	1	.328	0	6	2	7	48	89	8	.945
32 Chris McGhee	.237	26	18	76	15	18	2	1	1	11	25	.329	9	0	17	1	.318	0	3	7	8	28	38	5	.930
16 Ryan Schimpf	.226	25	19	62	8	14	1	1	2	5	23	.371	10	4	20	0	.364	1	0	2	3	27	1	2	.933
3 Jared Mitchell	.225	30	30	111	16	25	5	1	2	9	38	.342	10	6	30	4	.323	0	0	8	10	72	2	6	.925
21 J.T. Wise	.200	20	17	60	5	12	4	2	0	2	20	.333	4	0	18	6	.250	0	0	1	1	10	39	3	.942
17 Jason Lewis	.250	14	6	28	4	7	2	0	0	2	9	.321	2	1	5	1	.313	1	0	1	1	16	0	0	1.000
2 Buzzy Haydel	.233	21	11	43	4	10	2	0	0	4	12	.279	2	0	9	2	.267	0	1	0	0	66	24	1	.989
9 Robert Lara	.231	19	18	52	5	12	4	0	0	6	16	.308	5	0	15	1	.298	0	2	1	1	111	17	5	.962
38 Steven Waguespack	.209	18	12	43	3	9	3	0	1	10	15	.349	2	2	11	0	.277	0	0	1	2	20	0	2	.909
54 Steve Broschofsky	.200	15	5	25	3	5	0	1	0	0	7	.280	6	0	8	0	.355	0	0	0	0	12	2	0	1.000
11 Jordan Mayer	.167	14	7	24	1	4	0	0	1	1	7	.292	2	0	10	0	.231	0	0	1	1	24	0	1	.960
53 Kevin Farnsworth	.000	3	0	2	0	0	0	0	0	0	0	.000	1	0	1	0	.333	0	0	0	0	1	0	0	1.000
Totals	.254	30	30	999	127	254	41	7	17	117	360	.360	87	24	229	24	.327	5	15	29	48	786	348	53	.955
Opponents	.303	30	30	1064	194	322	42	14	26	175	470	.442	106	23	198	18	.376	6	27	42	59	796	324	41	.965

LOB - Team (208), Opp (249). DPs turned - Team (20), Opp (29). CI - Team (3), Lara 2, Ochinko 1, Opp (1). IBB - Team (4), Schimpf 2, Ochinko 1, Wise 1, Opp (16). Picked off - Mitchell 2, Ochinko 1, Broschofsky 1, Lara 1, Hollander 1, McGhee 1.

Pitching

PLAYER	ERA	W	L	APP	GS	CG	SHO	CBO	SV	IP	H	R	ER	BB	SO	2B	3B	HR	AB	B/AVG	WP	HBP	BK	SFA	SHA
27 Jared Bradford	5.21	7	3	15	8	1	0	0	3	67.1	73	41	39	11	53	7	1	5	266	.274	2	10	0	0	3
10 Ryan Byrd	5.48	3	2	8	8	1	0	0	0	42.2	49	29	26	18	12	6	3	3	163	.301	1	1	0	0	6
48 Charlie Furbush	6.54	0	8	10	10	0	0	0	0	52.1	71	49	38	26	54	13	1	7	221	.321	6	6	0	4	5
21 J.T. Wise	0.00	0	0	1	0	0	0	0	0	1.2	1	0	0	0	1	0	0	0	6	.167	1	0	0	0	0
44 Paul Bertuccini	0.93	0	1	10	0	0	0	0	2	9.2	6	2	1	5	6	0	0	0	35	.171	1	1	0	0	1
39 Nolan Cain	1.42	0	0	12	0	0	0	0	0	12.2	15	3	2	5	15	2	0	0	52	.288	1	0	0	0	1
24 Chris Sorce	2.45	0	0	2	0	0	0	0	0	3.2	2	1	1	2	3	0	0	0	13	.154	1	0	0	0	0
56 T.J. Forrest	3.91	1	2	9	4	0	0	0	1	25.1	28	15	11	14	18	3	2	2	102	.275	3	1	0	2	3
36 Matt Jackson	5.02	0	0	6	0	0	0	0	0	14.1	14	8	8	5	11	3	1	2	57	.246	0	1	0	0	2
29 Louis Coleman	7.71	0	1	9	0	0	0	0	0	14.0	24	14	12	6	10	3	3	2	63	.381	4	1	0	0	1
41 Shane Ardoin	7.94	0	0	6	0	0	0	0	0	5.2	7	5	5	7	6	1	0	1	24	.292	0	1	0	0	1
13 Clay Dirks	10.12	1	0	2	0	0	0	0	0	2.2	3	3	3	0	2	0	0	2	8	.375	0	0	0	0	2
25 Kyle Beerbohm	16.20	0	0	6	0	0	0	0	0	8.1	22	17	15	4	6	3	2	1	43	.512	4	0	0	0	2
30 Darryl Shaffer	20.25	0	0	1	0	0	0	0	0	1.1	4	3	3	2	1	0	0	1	7	.571	0	1	0	0	0
9 Robert Lara	99.00	0	0	1	0	0	0	0	0	0.1	3	4	4	1	0	1	1	0	4	.750	0	0	0	0	0
Totals	5.74	12	17	30	30	2	0	0	6	262.0	322	194	167	106	198	42	14	26	1064	.303	24	23	0	6	27
Opponents	3.56	17	12	30	30	3	3	3	7	265.1	254	127	105	87	229	41	7	17	999	.254	19	24	3	5	15

PB - Team (5), Ochinko 3, Lara 2, Opp (5). Pickoffs - Team (2), Bradford 1, Byrd 1, Opp (7). SBA/ATT - Lara (21-29), Ochinko (21-25), Furbush (15-19), Byrd (7-15), Forrest (7-8), Bradford (6-7), Cain (2-3), Coleman (2-2), Beerbohm (1-2), Bertuccini (1-1), Ardoin (1-1), Dirks (0-1).

Fielding

PLAYER	C	PO	A	E	FLD%	DPS	SBA	CSB	SBA%	PB	CI
17 Jason Lewis	16	16	0	0	1.000	0	0	0	-	0	0
10 Ryan Byrd	15	4	11	0	1.000	1	7	8	.467	0	0
54 Steve Broschofsky	14	12	2	0	1.000	0	0	0	-	0	0
27 Jared Bradford	14	6	8	0	1.000	1	6	1	.857	0	0
56 T.J. Forrest	7	3	4	0	1.000	0	7	1	.875	0	0
36 Matt Jackson	4	0	4	0	1.000	0	0	0	-	0	0
25 Kyle Beerbohm	3	1	2	0	1.000	1	1	1	.500	0	0
13 Clay Dirks	3	0	3	0	1.000	0	0	1	.000	0	0
29 Louis Coleman	3	1	2	0	1.000	0	2	0	1.000	0	0
41 Shane Ardoin	2	1	1	0	1.000	0	1	0	1.000	0	0
53 Kevin Farnsworth	1	1	0	0	1.000	0	0	0	-	0	0
2 Buzzy Haydel	91	66	24	1	.989	5	0	0	-	0	0
14 Sean Ochinko	282	249	29	4	.986	10	21	4	.840	3	1
9 Robert Lara	133	111	17	5	.962	1	21	8	.724	2	2
11 Jordan Mayer	25	24	0	1	.960	2	0	0	-	0	0
34 Blake Dean	25	23	1	1	.960	0	0	0	-	0	0
7 Michael Hollander	145	48	89	8	.945	15	0	0	-	0	0
21 J.T. Wise	52	10	39	3	.942	0	0	0	-	0	0
16 Ryan Schimpf	30	27	1	2	.933	0	0	0	-	0	0
32 Chris McGhee	71	28	38	5	.930	4	0	0	-	0	0
5 Chris Jackson	83	37	40	6	.928	6	0	0	-	0	0
3 Jared Mitchell	80	72	2	6	.925	0	0	0	-	0	0
38 Steven Waguespack	22	20	0	2	.909	0	0	0	-	0	0
18 Nicholas Pontiff	52	23	23	6	.885	6	0	0	-	0	0
48 Charlie Furbush	14	3	8	3	.786	0	15	4	.789	0	0
44 Paul Bertuccini	0	0	0	0	.000	0	1	0	1.000	0	0
39 Nolan Cain	0	0	0	0	.000	0	2	1	.667	0	0
30 Darryl Shaffer	0	0	0	0	.000	0	0	0	-	0	0
24 Chris Sorce	0	0	0	0	.000	0	0	0	-	0	0
Totals	1187	786	348	53	.955	20	42	17	.712	5	3
Opponents	1161	796	324	41	.965	29	29	19	.604	5	1



Chris McGhee



Kevin Farnsworth



Shane Ardoin

Batting Analysis

PLAYER	VS LEFT			VS RIGHT			W/RUNNERS ON			W/BASES EMPTY			W/BASES LOADED			RCH AS LEADOFF			FLY	GND	FLY/
	H	AB	AVG	H	AB	AVG	H	AB	AVG	H	AB	AVG	H	AB	AVG	RCH	OPS	PCT	OUT	OUT	GND
49 Kellen Bozeman	0	6	.000	1	4	.250	1	3	.333	0	7	.000	0	0	-	0	5	.000	0	7	0.0
54 Steve Broschovsky	7	19	.368	5	30	.167	2	15	.133	10	34	.294	0	0	-	9	15	.600	9	11	0.8
34 Blake Dean	17	70	.243	48	136	.353	36	107	.336	29	99	.293	1	3	.333	18	43	.419	53	63	0.8
53 Kevin Farnsworth	0	4	.000	1	6	.167	0	3	.000	1	7	.143	0	0	-	1	4	.250	2	1	2.0
6 Jeffrey Garidel	0	0	-	0	2	.000	0	0	-	0	2	.000	0	0	-	0	0	-	2	0	99.9
46 Cade Gautreau	0	1	.000	0	0	-	0	0	-	0	1	.000	0	0	-	0	0	-	1	0	99.9
2 Buzzy Haydel	3	27	.111	19	67	.284	10	41	.244	12	53	.226	1	2	.500	11	32	.344	19	32	0.6
7 Michael Hollander	18	57	.316	35	133	.263	23	81	.284	30	109	.275	1	4	.250	17	43	.395	47	62	0.8
5 Chris Jackson	13	45	.289	27	92	.293	14	48	.292	26	89	.292	0	2	.000	17	52	.327	37	38	1.0
9 Robert Lara	7	25	.280	14	80	.175	11	48	.229	10	57	.175	0	3	.000	4	25	.160	26	33	0.8
17 Jason Lewis	5	24	.208	5	31	.161	4	28	.143	6	27	.222	1	2	.500	3	10	.300	17	13	1.3
11 Jordan Mayer	4	21	.190	9	40	.225	5	29	.172	8	32	.250	0	1	.000	7	17	.412	15	17	0.9
32 Chris McGhee	8	26	.308	13	67	.194	11	39	.282	10	54	.185	1	1	1.000	14	37	.378	21	30	0.7
3 Jared Mitchell	15	64	.234	39	145	.269	23	93	.247	31	116	.267	2	2	1.000	10	46	.217	40	61	0.7
14 Sean Ochinko	24	65	.369	29	126	.230	30	100	.300	23	91	.253	1	4	.250	24	52	.462	39	52	0.8
18 Nicholas Pontiff	8	31	.258	18	52	.346	12	37	.324	14	46	.304	0	3	.000	6	17	.353	14	31	0.5
16 Ryan Schimpf	3	16	.188	25	91	.275	10	49	.204	18	58	.310	0	2	.000	13	36	.361	29	15	1.9
38 Steven Waguespack	7	27	.259	13	77	.169	12	53	.226	8	51	.157	1	4	.250	6	24	.250	28	31	0.9
21 J.T. Wise	13	36	.361	19	101	.188	16	61	.262	16	76	.211	0	2	.000	10	27	.370	36	36	1.0
Totals	152	564	.270	320	1280	.250	220	835	.263	252	1009	.250	9	35	.257	170	485	.351	435	533	0.8
Opponents	263	872	.302	320	1112	.288	291	957	.304	292	1027	.284	25	69	.362	163	493	.331	408	571	0.7

PLAYER	PINCH HITTING			WITH RUNNERS IN SCORING POS			W/RNR ON 3RD AND LT 2 OUT			2- WITH 2 OUT			SUCCESS ADVANCING RNRs			#RNRs		RCH	RCH	KL	
	H	AB	AVG	H	AB	AVG	RBI	OPS	PCT	H	AB	AVG	RBI	ADV	OPS	PCT	W/OUT				RNRs
49 Kellen Bozeman	0	2	.000	0	2	.000	0	0	-	0	2	.000	0	3	5	.600	0	1	0	0	1
54 Steve Broschofsky	0	6	.000	1	6	.167	0	0	-	2	20	.100	1	8	21	.381	1	10	4	2	4
34 Blake Dean	0	0	-	20	66	.303	20	24	.833	27	73	.370	16	70	117	.598	34	26	5	7	8
53 Kevin Farnsworth	0	4	.000	0	2	.000	0	0	-	1	5	.200	0	0	3	.000	0	4	0	0	1
6 Jeffrey Garidel	0	2	.000	0	0	-	0	0	-	0	1	.000	0	0	0	-	0	0	0	0	0
46 Cade Gautreau	0	1	.000	0	0	-	0	0	-	0	0	-	0	0	0	-	0	0	0	0	0
2 Buzzy Haydel	2	4	.500	5	26	.192	5	7	.714	8	30	.267	2	18	43	.419	11	18	2	7	7
7 Michael Hollander	0	0	-	14	52	.269	12	16	.750	16	50	.320	7	57	100	.570	29	27	7	7	13
5 Chris Jackson	0	0	-	9	30	.300	3	4	.750	11	37	.297	6	23	51	.451	4	22	2	5	6
9 Robert Lara	1	1	1.000	8	32	.250	6	10	.600	7	33	.212	5	21	52	.404	8	29	4	1	5
17 Jason Lewis	4	11	.364	1	16	.063	3	6	.500	3	24	.125	2	8	30	.267	1	19	3	4	6
11 Jordan Mayer	2	10	.200	1	16	.063	1	2	.500	5	25	.200	3	9	31	.290	2	21	0	3	8
32 Chris McGhee	1	3	.333	7	28	.250	4	6	.667	5	32	.156	2	21	45	.467	5	18	3	4	8
3 Jared Mitchell	0	0	-	13	57	.228	9	17	.529	15	58	.259	7	42	101	.416	9	38	5	6	18
14 Sean Ochinko	0	0	-	17	62	.274	8	15	.533	24	82	.293	15	54	109	.495	17	50	11	5	9
18 Nicholas Pontiff	1	6	.167	9	26	.346	3	5	.600	9	28	.321	9	22	39	.564	13	15	1	2	2
16 Ryan Schimpf	2	7	.286	6	28	.214	4	10	.400	7	35	.200	3	22	57	.386	6	24	3	0	9
38 Steven Waguespack	1	4	.250	7	30	.233	4	10	.400	7	30	.233	10	24	57	.421	7	20	3	7	3
21 J.T. Wise	0	1	.000	11	34	.324	5	7	.714	11	46	.239	8	25	66	.379	8	30	3	3	10
Totals	14	62	.226	129	513	.251	87	139	.626	158	611	.259	96	427	927	.461	155	375	56	63	118
Opponents	12	53	.226	183	611	.300	86	144	.597	188	661	.284	114	542	1086	.499	172	457	53	75	133

Pitching Analysis

PLAYER	VS LEFT			VS RIGHT			W/RUNNERS ON			W/BASES EMPTY			RCH BY LEADOFF			W/2 OUT			FLY	GND	FLY/
	H	AB	AVG	H	AB	AVG	H	AB	AVG	H	AB	AVG	RCH	OPS	PCT	H	AB	AVG	OUT	OUT	GND
41 Shane Ardoin	2	17	.118	8	35	.229	5	22	.227	5	30	.167	5	17	.294	1	15	.067	12	11	1.1
25 Kyle Beerbohm	20	35	.571	16	52	.308	21	52	.404	15	35	.429	10	20	.500	6	22	.273	12	28	0.4
44 Paul Bertuccini	7	26	.269	13	58	.224	14	62	.226	6	22	.273	5	12	.417	7	34	.206	21	21	1.0
28 Michael Bonura	3	11	.273	5	19	.263	4	14	.286	4	16	.250	4	9	.444	2	8	.250	9	9	1.0
27 Jared Bradford	48	178	.270	46	191	.241	43	142	.303	51	227	.225	19	98	.194	44	129	.341	59	134	0.4
10 Ryan Byrd	18	66	.273	60	205	.293	34	120	.283	44	151	.291	28	72	.389	28	91	.308	62	93	0.7
39 Nolan Cain	9	28	.321	22	69	.319	16	60	.267	15	37	.405	5	16	.313	12	37	.324	12	29	0.4
29 Louis Coleman	28	70	.400	32	120	.267	29	94	.309	31	96	.323	17	48	.354	16	59	.271	35	50	0.7
13 Clay Dirks	7	18	.389	28	90	.311	18	62	.290	17	46	.370	13	24	.542	7	35	.200	22	23	1.0
56 T.J. Forrest	18	60	.300	17	66	.258	15	59	.254	20	67	.299	9	32	.281	14	46	.304	40	27	1.5
48 Charlie Furbush	37	100	.370	67	254	.264	51	161	.317	53	193	.275	35	95	.368	32	113	.283	70	85	0.8
36 Matt Jackson	15	45	.333	19	78	.244	14	52	.269	20	71	.282	9	32	.281	9	42	.214	38	36	1.1
9 Robert Lara	3	3	1.000	6	17	.353	5	10	.500	4	10	.400	1	5	.200	1	4	.250	5	3	1.7
30 Darryl Shaffer	3	10	.300	14	23	.609	13	21	.619	4	12	.333	2	7	.286	1	6	.167	0	11	0.0
24 Chris Sorce	4	13	.308	3	13	.231	5	17	.294	2	9	.222	1	5	.200	3	10	.300	7	8	0.9
33 Jonathan Willhite	1	1	1.000	2	5	.400	3	5	.600	0	1	.000	0	0	-	3	5	.600	1	1	1.0
21 J.T. Wise	1	5	.200	1	3	.333	1	4	.250	1	4	.250	0	1	.000	2	5	.400	3	2	1.5
Totals	224	686	.327	359	1298	.277	291	957	.304	292	1027	.284	163	493	.331	188	661	.284	408	571	0.7
Opponents	167	627	.266	305	1217	.251	220	835	.263	252	1009	.250	170	485	.351	158	611	.259	435	533	0.8

Career Statistics of Departing Players

INTRO

THIS IS LSU

PREVIEW

TIGERS

COACHES

REVIEW

HISTORY

RECORDS

LSU

Michael Bonura, RHP

YEAR	ERA	W	L	APP	GS	CG	SHO	CBO	SV	IP	H	R	ER	BB	SO	2B	3B	HR	BF	B/AVG	WP	HBP	SFA	SHA
2004	4.46	4	0	14	3	0	0	1	0	34.1	33	20	17	22	31	4	2	4	159	.248	4	1	1	2
2006	4.40	2	1	12	5	0	0	1	0	30.2	38	20	15	13	26	8	0	0	145	.306	4	3	2	3
2007	7.71	0	0	5	0	0	0	0	0	7.0	8	7	6	3	4	3	0	0	35	.267	3	1	0	1
TOTAL	4.75	6	1	31	8	0	0	2	0	72.0	79	47	38	38	61	15	2	4	339	.275	11	5	3	6

Kellen Bozeman, INF

YEAR	AVG	GP	GS	AB	R	H	2B	3B	HR	RBI	TB	SLG%	BB	HBP	SO	GDP	OB%	SF	SH	SB	ATT	PO	A	E	FLD%
2007	.100	6	2	10	2	1	0	0	0	0	1	.100	2	0	2	0	.250	0	0	0	0	0	1	0	1.000

Steven Broschofsky, OF

YEAR	AVG	GP	GS	AB	R	H	2B	3B	HR	RBI	TB	SLG%	BB	HBP	SO	GDP	OB%	SF	SH	SB	ATT	PO	A	E	FLD%
2005	.500	1	0	2	1	1	1	0	0	0	2	1.000	0	0	1	0	.500	0	0	0	0	0	0	0	.000
2006	.217	14	7	23	5	5	0	1	1	2	10	.435	4	2	4	1	.379	0	0	0	0	10	0	0	1.000
2007	.245	28	12	49	6	12	1	1	0	2	15	.306	13	0	15	1	.403	0	2	1	1	23	2	0	1.000
TOTAL	.243	43	19	74	12	18	2	2	1	4	27	.365	17	2	20	2	.398	0	2	1	1	33	2	0	1.000

Will Davis, C

YEAR	AVG	GP	GS	AB	R	H	2B	3B	HR	RBI	TB	SLG%	BB	HBP	SO	GDP	OB%	SF	SH	SB	ATT	PO	A	E	FLD%
2004	.000	2	0	1	0	0	0	0	0	0	0	.000	0	0	1	0	.000	0	0	0	0	0	0	0	.000
2005	.000	3	0	1	0	0	0	0	0	1	0	.000	1	0	0	0	.500	0	0	0	0	3	0	0	1.000
TOTAL	.000	5	0	2	0	0	0	0	0	1	0	.000	1	0	1	0	.333	0	0	0	0	3	0	0	1.000

Clay Dirks, LHP

YEAR	ERA	W	L	APP	GS	CG	SHO	CBO	SV	IP	H	R	ER	BB	SO	2B	3B	HR	BF	B/AVG	WP	HBP	SFA	SHA
2004	3.43	8	2	17	13	2	1	1	1	81.1	83	42	31	17	66	20	0	5	358	.257	3	11	0	7
2005	3.24	10	4	17	15	3	1	0	1	94.1	84	44	34	27	67	16	1	8	396	.233	3	6	1	2
2006	4.70	5	4	15	15	1	0	0	0	88.0	103	53	46	19	84	19	2	8	381	.294	7	4	2	6
2007	7.30	3	1	12	3	0	0	0	0	24.2	35	23	20	7	26	5	0	3	122	.324	0	4	0	3
TOTAL	4.09	26	11	61	46	6	2	1	2	288.1	305	162	131	70	243	60	3	24	1257	.267	13	25	3	18

T.J. Forrest, RHP

YEAR	ERA	W	L	APP	GS	CG	SHO	CBO	SV	IP	H	R	ER	BB	SO	2B	3B	HR	BF	B/AVG	WP	HBP	SFA	SHA
2007	3.45	2	2	11	6	0	0	0	1	31.1	35	16	12	15	25	6	2	2	149	.278	5	1	2	3

Charlie Furbush, LHP

YEAR	ERA	W	L	APP	GS	CG	SHO	CBO	SV	IP	H	R	ER	BB	SO	2B	3B	HR	BF	B/AVG	WP	HBP	SFA	SHA
2007	4.95	3	9	16	16	0	0	0	0	87.1	104	63	48	37	88	15	2	8	408	.294	8	8	4	5

Jeffrey Garidel, INF

YEAR	AVG	GP	GS	AB	R	H	2B	3B	HR	RBI	TB	SLG%	BB	HBP	SO	GDP	OB%	SF	SH	SB	ATT	PO	A	E	FLD%
2007	.000	5	0	2	0	0	0	0	0	0	0	.000	0	0	0	0	.000	0	0	1	1	1	0	1	.500

Cade Gautreau, C

YEAR	AVG	GP	GS	AB	R	H	2B	3B	HR	RBI	TB	SLG%	BB	HBP	SO	GDP	OB%	SF	SH	SB	ATT	PO	A	E	FLD%
2007	.000	2	0	1	0	0	0	0	0	0	0	.000	1	0	0	0	.500	0	0	0	0	0	0	0	.000

Chris Jackson, INF

YEAR	AVG	GP	GS	AB	R	H	2B	3B	HR	RBI	TB	SLG%	BB	HBP	SO	GDP	OB%	SF	SH	SB	ATT	PO	A	E	FLD%
2005	.305	36	28	128	29	39	3	1	1	17	47	.367	9	4	28	1	.369	0	2	0	2	21	68	9	.908
2007	.292	36	32	137	22	40	9	0	1	15	52	.380	12	1	20	2	.353	0	0	11	20	55	75	12	.915
TOTAL	.298	72	61	265	51	79	12	1	2	32	99	.374	21	5	48	3	.361	0	2	11	22	76	143	21	.913

Matt Jackson, RHP

YEAR	ERA	W	L	APP	GS	CG	SHO	CBO	SV	IP	H	R	ER	BB	SO	2B	3B	HR	BF	B/AVG	WP	HBP	SFA	SHA
2007	4.50	0	0	14	2	0	0	0	0	32.0	34	16	16	8	20	5	2	3	141	.276	4	3	3	4

Robert Lara, C

YEAR	AVG	GP	GS	AB	R	H	2B	3B	HR	RBI	TB	SLG%	BB	HBP	SO	GDP	OB%	SF	SH	SB	ATT	PO	A	E	FLD%
2006	.273	23	11	44	7	12	2	1	0	8	16	.364	5	1	12	1	.346	2	1	0	0	76	9	0	1.000
2007	.200	36	32	105	10	21	7	0	1	13	31	.295	9	0	23	6	.263	0	2	1	1	238	32	8	.971
TOTAL	.221	59	43	149	17	33	9	1	1	21	47	.315	14	1	35	7	.289	2	3	1	1	314	41	8	.978

Jordan Mayer, INF

YEAR	AVG	GP	GS	AB	R	H	2B	3B	HR	RBI	TB	SLG%	BB	HBP	SO	GDP	OB%	SF	SH	SB	ATT	PO	A	E	FLD%
2005	.313	42	31	115	16	36	13	1	4	26	63	.548	19	5	35	1	.432	0	2	0	0	37	6	3	.935
2006	.301	55	54	176	35	53	8	0	6	30	79	.449	28	7	49	6	.411	3	2	2	2	271	13	1	.996
2007	.213	29	18	61	14	13	1	1	4	8	28	.459	9	2	16	0	.333	0	0	2	2	94	2	2	.980
TOTAL	.290	126	103	352	65	102	22	2	14	64	170	.483	56	14	100	7	.405	3	4	4	4	402	21	6	.986

Darryl Shaffer, RHP

YEAR	ERA	W	L	APP	GS	CG	SHO	CBO	SV	IP	H	R	ER	BB	SO	2B	3B	HR	BF	B/AVG	WP	HBP	SFA	SHA
2006	5.10	2	1	17	1	0	0	0	2	30.0	38	24	17	14	18	5	1	3	142	.306	2	0	1	3
2007	10.80	0	0	6	0	0	0	0	0	6.2	17	8	8	4	6	2	1	1	39	.515	1	1	0	1
TOTAL	6.14	2	1	23	1	0	0	0	2	36.2	55	32	25	18	24	7	2	4	181	.350	3	1	1	4

Chris Sorce, RHP

YEAR	ERA	W	L	APP	GS	CG	SHO	CBO	SV	IP	H	R	ER	BB	SO	2B	3B	HR	BF	B/AVG	WP	HBP	SFA	SHA
2007	9.95	0	0	5	0	0	0	0	0	6.1	7	7	7	7	4	1	0	0	33	.269	1	0	0	0

Steven Waguespack, OF

YEAR	AVG	GP	GS	AB	R	H	2B	3B	HR	RBI	TB	SLG%	BB	HBP	SO	GDP	OB%	SF	SH	SB	ATT	PO	A	E	FLD%
2006	.321	52	44	162	26	52	8	1	3	20	71	.438	15	5	23	4	.391	2	2	6	8	170	18	5	.974
2007	.192	38	29	104	15	20	5	0	4	19	37	.356	4	3	23	2	.241	1	1	2	4	59	2	3	.953
TOTAL	.271	90	73	266	41	72	13	1	7	39	108	.406	19	8	46	6	.334	3	3	8	12	229	20	8	.969

Jonathan Wilhite, RHP

YEAR	ERA	W	L	APP	GS	CG	SHO	CBO	SV	IP	H	R	ER	BB	SO	2B	3B	HR	BF	B/AVG	WP	HBP	SFA	SHA
2006	4.30	2	1	19	0	0	0	2	1	23.0	19	11	11	15	16	2	1	3	103	.226	1	2	1	1
2007	0.00	0	0	2	0	0	0	0	0	1.0	3	0	0	0	1	0	0	0	6	.500	0	0	0	0
TOTAL	4.12	2	1	21	0	0	0	2	1	24.0	22	11	11	15	17	2	1	3	109	.244	1	2	1	1

J.T. Wise, INF

C.T. Wise, INF		YEAR	GP	GS	AB	R	H	2B	3B	HR	RBI	TB	SLG%	BB	HBP	SO	GDP	OB%	SF	SH	SB	ATT	PO	A	E	FLD%
2006	.299	58	58	221	34	66	13	0	11	40	112	.507	24	2	41	4	.369	2	3	1	1	146	73	5	.978	
2007	.234	43	40	137	16	32	9	3	2	19	53	.387	10	2	31	7	.291	2	0	1	1	17	98	10	.920	
TOTAL		274	101	98	358	50	98	22	3	13	59	165	.461	24	4	72	11	240	4	3	2	2	163	171	15	.957

Jared Bradford, RHP

SEC Academic Honor Roll
Second-Team All-SEC
Second-Team ABCA All-South Region
Collegiate Baseball National Pitcher of the Week (March 5)
Louisiana Pitcher of the Year
Louisiana Newcomer of the Year
First-Team All-Louisiana

Steven Broschovsky, OF

SEC Academic Honor Roll

Will Davis, C

SEC Academic Honor Roll

Blake Dean, OF

Collegiate Baseball Freshman All-America
Freshman All-SEC
SEC Freshman of the Week (April 16 & May 7)
Louisiana Freshman of the Year
First-Team All-Louisiana

Clay Dirks, LHP

SEC Community Service Team

Kevin Farnsworth, C

SEC Academic Honor Roll

Jeffrey Garidel, INF

SEC Academic Honor Roll

Cade Gautreau, C

SEC Academic Honor Roll

Michael Hollander, SS

SEC Academic Honor Roll

Jared Mitchell, OF

SEC Freshman of the Week (February 26)

Sean Ochinko, C

Freshman All-SEC
Second-Team All-Louisiana

Nicholas Pontiff, INF

SEC Academic Honor Roll



2007 Final Polls

Baseball America

1. Oregon State	49-18
2. North Carolina	57-16
3. Rice	56-14
4. UC Irvine	47-17-1
5. Arizona State	49-15
6. Vanderbilt*	54-13
7. Louisville	47-24
8. Mississippi State*	38-22
9. Cal State Fullerton	38-25
10. South Carolina*	46-20
11. Texas	46-17
12. Texas A&M	48-20
13. Wichita State	53-22
14. Florida State	49-13
15. Clemson	41-23
16. Virginia	45-16
17. Ole Miss*	40-25
18. San Diego	43-18
19. Michigan	42-19
20. Coastal Carolina	50-13
21. Arkansas*	43-21
22. UCLA	33-28
23. Oklahoma State	42-21
24. Missouri	42-18
25. TCU	48-14

LSU record vs. Baseball America Top 25: 7-8

Collegiate Baseball

1. Oregon State	49-18
2. North Carolina	57-16
3. Rice	56-14
4. UC Irvine	47-17-1
5. Arizona State	49-15
6. Louisville	47-24
7. Cal State Fullerton	38-25
8. Mississippi State*	38-22
9. Vanderbilt*	54-13
10. Florida State	49-13
11. South Carolina*	46-20
12. Clemson	41-23
13. Wichita State	53-22
14. Texas A&M	48-19
15. Virginia	45-16
16. San Diego	43-18
17. Texas	46-17
18. Arkansas*	43-21
19. Ole Miss*	40-25
20. Michigan	42-19
21. Oklahoma State	42-21
22. Arizona	42-17
23. UCLA	33-28
24. Coastal Carolina	50-13
25. UC Riverside	38-21
26. Long Beach State	39-20
27. Missouri	42-18
28. TCU	48-14
29. Charlotte	49-12
30. Rutgers	42-21

LSU record vs. Collegiate Baseball Top 30: 7-8

USA Today/ESPN

1. Oregon State	49-18
2. North Carolina	57-16
3. Rice	56-14
4. UC Irvine	47-17-1
5. Arizona State	49-15
6. Louisville	47-24
7. Cal State Fullerton	38-25
8. Mississippi State*	38-22
9. Vanderbilt*	54-13
10. South Carolina*	46-20
11. Wichita State	53-22
12. Texas A&M	48-19
13. Clemson	41-23
14. Texas	46-17
15. Florida State	49-13
16. Ole Miss*	40-25
17. Virginia	45-16
18. Michigan	42-19
19. Oklahoma State	42-21
20. San Diego	43-18
21. Arkansas*	43-21
22. UCLA	33-28
23. Coastal Carolina	50-13
24. Missouri	42-18
25. Arizona	42-17

LSU record vs. USA Today/ESPN Top 25: 7-8

* - 2007 LSU opponent

INTRO

THIS IS LSU

PREVIEW

TIGERS

COACHES

REVIEW

HISTORY

RECORDS

LSU

Team Game Highs

Batting

At bats:	39	vs Tennessee (Apr 29, 2007)
Runs scored:	15	vs Southern Mississippi (Mar 10, 2007)
Hits:	14	vs Southern Mississippi (Mar 10, 2007)
	14	vs Ole Miss (Apr 13, 2007)
RBI's:	15	vs Southern Mississippi (Mar 10, 2007)
Doubles:	5	vs Mississippi State (Apr 21, 2007)
Triples:	2	vs Mississippi State (Apr 20, 2007)
Home runs:	3	vs Central Florida (Feb 24, 2007)
	3	vs Lipscomb (Mar 03, 2007)
	3	vs McNeese State (Mar 13, 2007)
Total bases:	25	vs Central Florida (Feb 24, 2007)
Walks:	8	vs Stetson (Feb 18, 2007)
	8	vs Lipscomb (Mar 02, 2007)
Strikeouts:	15	vs Vanderbilt (May 17, 2007)
Sac hits:	2	(6 games)
Sac flies:	2	vs Lipscomb (Mar 02, 2007)
	2	vs Auburn (Apr 08, 2007)
Stolen bases:	5	vs Alabama (Apr 01, 2007)
	5	vs Ole Miss (Apr 14, 2007)
Hit by pitch:	4	vs Southern Mississippi (Mar 10, 2007)
	4	vs Auburn (Apr 08, 2007)
Caught stealing:	3	vs Mississippi State (Apr 21, 2007)
Runners LOB:	12	vs Stetson (Feb 18, 2007)
	12	vs Auburn (Apr 07, 2007)
	12	vs Ole Miss (Apr 13, 2007)
Hit into DP:	3	vs Tulane (Apr 03, 2007)
	3	vs Arkansas (May 06, 2007)
	3	vs Vanderbilt (May 19, 2007)

Fielding

Putouts:	30	vs Tennessee (Apr 29, 2007)
Assists:	20	vs Ole Miss (Apr 14, 2007)
Errors:	5	vs New Orleans (Mar 27, 2007)
	5	vs Tennessee (Apr 29, 2007)
Passed balls:	2	vs Saint Mary's (Feb 10, 2007)
	2	vs South Carolina (Mar 18, 2007)
DPs turned:	2	(10 games)

Pitching

Innings pitched:	10.0	vs Tennessee (Apr 29, 2007)
Runs allowed:	19	vs Florida (May 11, 2007)
Earned runs:	18	vs Florida (May 11, 2007)
Walks allowed:	11	vs Kentucky (Mar 23, 2007)
Strikeouts:	15	vs Lipscomb (Mar 04, 2007)
Hits allowed:	22	vs Tulane (Apr 03, 2007)
Doubles allowed:	5	vs Lipscomb (Mar 03, 2007)
	5	vs Tennessee (Apr 27, 2007)
Triples allowed:	2	vs Saint Mary's (Feb 09, 2007)
	2	vs Kentucky (Mar 24, 2007)
	2	vs Mississippi State (Apr 20, 2007)
Homers allowed:	4	vs Florida (May 11, 2007)
Wild pitches:	5	vs Kentucky (Mar 23, 2007)
Hit batters:	3	vs Stetson (Feb 18, 2007)
	3	vs Ole Miss (Apr 15, 2007)

Individual Game Highs

Batting

At bats:	6	Jared Mitchell vs Stetson (Feb 18, 2007)
Runs scored:	3	(8 games)
Hits:	4	(4 games)
RBI's:	5	Michael Hollander vs Southern Mississippi (Mar 10, 2007)
	5	J.T. Wise vs Southern (May 01, 2007)
Doubles:	2	(6 games)
Triples:	1	(13 games)
Home runs:	1	(40 games)
Total bases:	8	Michael Hollander vs Mississippi State (Apr 21, 2007)
Walks:	3	J.T. Wise vs Stetson (Feb 18, 2007)
	3	Chris Jackson vs Southern Mississippi (Mar 10, 2007)
Strikeouts:	4	Ryan Schimpf vs Mississippi State (Apr 21, 2007)
Sac hits:	2	Michael Hollander vs Southern (May 01, 2007)
Sac flies:	1	(19 games)
Stolen bases:	3	Chris McGhee vs Alabama (Apr 01, 2007)
Hit by pitch:	2	Jordan Mayer vs Southern Mississippi (Mar 10, 2007)
	2	Jared Mitchell vs Auburn (Apr 08, 2007)
Caught stealing:	2	Michael Hollander vs Alabama (Apr 01, 2007)
	2	Chris Jackson vs Southern (May 01, 2007)
Runners LOB:	6	Robert Lara vs Stetson (Feb 18, 2007)

Fielding

Putouts:	17	Sean Ochinko vs Ole Miss (Apr 14, 2007)
Assists:	10	Michael Hollander vs Ole Miss (Apr 14, 2007)
Errors:	3	Nicholas Pontiff vs Tennessee (Apr 29, 2007)
Passed balls:	2	Robert Lara vs Saint Mary's (Feb 10, 2007)
	2	Sean Ochinko vs South Carolina (Mar 18, 2007)

Pitching

Innings pitched:	9.0	Ryan Byrd vs Ole Miss (Apr 14, 2007)
	9.0	Jared Bradford vs Tennessee (Apr 28, 2007)
Runs allowed:	12	Jared Bradford vs Ole Miss (Apr 15, 2007)
Earned runs:	10	Jared Bradford vs Ole Miss (Apr 15, 2007)
Walks allowed:	5	Charlie Furbush vs Kentucky (Mar 23, 2007)
Strikeouts:	13	Jared Bradford vs Lipscomb (Mar 04, 2007)
Hits allowed:	11	Charlie Furbush vs Vanderbilt (May 17, 2007)
Doubles allowed:	3	(5 games)
Triples allowed:	1	(20 games)
Homers allowed:	2	Charlie Furbush vs Alabama (Mar 30, 2007)
	2	Jared Bradford vs Florida (May 11, 2007)
Wild pitches:	2	(6 games)
Hit batters:	3	Jared Bradford vs Stetson (Feb 18, 2007)

Inning-by-Inning Summary

	1	2	3	4	5	6	7	8	9	EX	Total
LSU	38	29	22	51	27	35	34	32	9	1	278
Opponents	32	32	50	25	38	35	44	51	21	2	330

Win-Loss Summary

Total	29-26-1	Opp. scores first	9-21
Conference	12-17-1	After 6 leading	24-5-1
Non-Conf	17-9	After 6 trailing	1-21
Home	20-14-1	After 6 tied	4-0
Away	9-12	After 7 leading	24-2-1
Neutral	0-0	After 7 trailing	2-21
Day	16-12-1	After 7 tied	3-3
Night	13-14	After 8 leading	25-0
vs Left	11-9	After 8 trailing	1-25
vs Right	18-17-1	After 8 tied	3-1
1-Run games	9-5	Hit 0 home runs	13-15
2-Run games	5-1	Hit 1 home run	9-9-1
5+Run games	6-13	Hit 2+ home runs	7-2
Extra inns	0-1	Opponent 0 home runs	18-13
Shutouts	0-3	Opponent 1 home run	9-10
Scoring 0-2 runs	2-12	Opponent 2+ HRs	2-3-1
Scoring 3-5 runs	9-10	Made 0 errors	7-5
Scoring 6-9 runs	15-4-1	Made 1 error	8-4
Scoring 10+ runs	3-0	Made 2+ errors	14-17-1
Opponent 0-2 runs	10-0	Opp. made 0 errors	8-4
Opponent 3-5 runs	15-7	Opp. made 1 error	5-10-1
Opponent 6-9 runs	4-11-1	Opp. made 2+ errors	16-12
Opponent 10+ runs	0-8	Out-hit opponent	17-1
Scored in 1st inning	16-7-1	Out-hit by opponent	9-24
Scores first	20-5-1	Hits are tied	3-1-1

Record when team scores:

Runs	0	1	2	3	4	5	6	7	8	9	10+
W-L	0-3	0-5	2-4	1-4	5-3	3-3	7-1	2-1	4-0	2-2	3-0

Record when opponent scores:

Runs	0	1	2	3	4	5	6	7	8	9	10+
W-L	0-0	6-0	4-0	8-0	4-1	3-6	2-4	1-3	1-3	0-1	0-8

Record when leading after:

Inn.	1	2	3	4	5	6	7	8
W-L	15-3	19-4	18-4	24-4	25-5	24-5	24-2	25-0

Record when trailing after:

Inn.	1	2	3	4	5	6	7	8
W-L	4-13	3-16	3-18	4-18	2-18	1-21	2-21	1-25

Record when tied after:

Inn.	1	2	3	4	5	6	7	8
W-L	10-10	7-6	8-4	1-4	2-3	4-0	3-3	3-1

Longest winning streak	4
Longest losing streak	4
Home attendance	256537 (35 dates avg = 7329)
Away attendance	115623 (21 dates avg = 5505)
Total attendance	372160 (56 dates avg = 6645)

Multiple Hit Games

	2	3	4	5+	TOT
34 Blake Dean	13	4	-	-	17
7 Michael Hollander	12	3	-	-	15
14 Sean Ochinko	12	1	1	-	14
3 Jared Mitchell	9	3	1	-	13
5 Chris Jackson	6	2	2	-	10
18 Nicholas Pontiff	4	3	-	-	7
16 Ryan Schimpf	6	1	-	-	7
21 J.T. Wise	5	1	-	-	6
32 Chris McGhee	3	2	-	-	5
2 Buzzy Haydel	3	1	-	-	4
38 Steven Waguespack	3	-	-	-	3
9 Robert Lara	2	1	-	-	3
11 Jordan Mayer	2	-	-	-	2
54 Steve Broschofsky	2	-	-	-	2
17 Jason Lewis	-	1	-	-	1
TEAM	82	23	4	0	109

Multiple RBI Games

	2	3	4	5+	TOT
34 Blake Dean	6	3	-	-	9
14 Sean Ochinko	4	4	-	-	8
38 Steven Waguespack	3	3	-	-	6
7 Michael Hollander	4	1	-	1	6
5 Chris Jackson	3	1	-	-	4
32 Chris McGhee	4	-	-	-	4
21 J.T. Wise	3	-	-	1	4
9 Robert Lara	2	1	-	-	3
3 Jared Mitchell	2	1	-	-	3
11 Jordan Mayer	2	-	-	-	2
18 Nicholas Pontiff	1	1	-	-	2
2 Buzzy Haydel	1	-	-	-	1
16 Ryan Schimpf	-	1	-	-	1
17 Jason Lewis	1	-	-	-	1
TEAM	36	16	0	2	54

Hitting Streaks

	Longest	Current
34 Blake Dean	20	-
5 Chris Jackson	10	10
2 Buzzy Haydel	7	-
7 Michael Hollander	6	-
14 Sean Ochinko	6	1
3 Jared Mitchell	6	2
18 Nicholas Pontiff	6	1
21 J.T. Wise	5	3
16 Ryan Schimpf	4	-
11 Jordan Mayer	4	-
32 Chris McGhee	4	1
38 Steven Waguespack	4	2
9 Robert Lara	4	-
17 Jason Lewis	2	-
54 Steve Broschofsky	2	-
53 Kevin Farnsworth	1	-
49 Kellen Bozeman	1	-

Starting Lineup by Position (Team W-L record when starter)

Pitcher

48 Charlie Furbush	16	(6-10)
10 Ryan Byrd	12	(9-3)
27 Jared Bradford	11	(8-3)
56 T.J. Forrest	6	(1-4)
29 Louis Coleman	4	(2-2)
13 Clay Dirks	3	(2-1)
25 Kyle Beerbohm	2	(0-2)
36 Matt Jackson	2	(1-1)

Catcher

9 Robert Lara	32	(18-13)
14 Sean Ochinko	24	(11-13)

First Base

14 Sean Ochinko	32	(18-13)
11 Jordan Mayer	11	(7-4)
2 Buzzy Haydel	8	(3-5)
5 Chris Jackson	3	(0-3)
17 Jason Lewis	2	(1-1)

Second Base

5 Chris Jackson	16	(9-7)
32 Chris McGhee	16	(7-8)
2 Buzzy Haydel	13	(7-6)
18 Nicholas Pontiff	11	(6-5)

Third Base

21 J.T. Wise	40	(19-21)
5 Chris Jackson	13	(9-4)
2 Buzzy Haydel	3	(1-1)

Shortstop

7 Michael Hollander	56	(29-26)
---------------------	----	---------

Left Field

34 Blake Dean	28	(15-13)
16 Ryan Schimpf	23	(12-10)
11 Jordan Mayer	3	(2-1)
5 Chris Jackson	1	(0-1)
32 Chris McGhee	1	(0-1)

Center Field

3 Jared Mitchell	55	(28-26)
54 Steve Broschofsky	1	(1-0)

Right Field

38 Steven Waguespack	29	(16-12)
54 Steve Broschofsky	10	(3-7)
32 Chris McGhee	7	(4-3)
17 Jason Lewis	6	(4-2)
34 Blake Dean	4	(2-2)

Designated Hitter

34 Blake Dean	24	(12-11)
18 Nicholas Pontiff	10	(4-6)
16 Ryan Schimpf	8	(4-4)
17 Jason Lewis	5	(4-1)
11 Jordan Mayer	4	(3-1)
49 Kellen Bozeman	2	(1-1)
54 Steve Broschofsky	1	(1-0)
53 Kevin Farnsworth	1	(0-1)
2 Buzzy Haydel	1	(0-1)

Starting Lineup by Spot (Team W-L record when starter)

Leadoff

5 Chris Jackson	26	(16-10)
32 Chris McGhee	14	(5-8)
2 Buzzy Haydel	8	(4-4)
3 Jared Mitchell	5	(2-3)
16 Ryan Schimpf	2	(2-0)
18 Nicholas Pontiff	1	(0-1)

2nd Spot

3 Jared Mitchell	29	(16-13)
7 Michael Hollander	21	(11-10)
16 Ryan Schimpf	2	(1-0)
18 Nicholas Pontiff	2	(1-1)
34 Blake Dean	1	(0-1)
38 Steven Waguespack	1	(0-1)

3rd Spot

34 Blake Dean	48	(27-20)
5 Chris Jackson	7	(2-5)
14 Sean Ochinko	1	(0-1)

Cleanup

14 Sean Ochinko	37	(21-15)
3 Jared Mitchell	5	(4-1)
34 Blake Dean	5	(0-5)
17 Jason Lewis	3	(1-2)
7 Michael Hollander	2	(1-1)
21 J.T. Wise	2	(1-1)
11 Jordan Mayer	1	(1-0)
53 Kevin Farnsworth	1	(0-1)

5th Spot

38 Steven Waguespack	13	(6-7)
14 Sean Ochinko	12	(6-6)
3 Jared Mitchell	7	(2-4)
11 Jordan Mayer	6	(3-3)
16 Ryan Schimpf	5	(4-1)
17 Jason Lewis	5	(4-1)
18 Nicholas Pontiff	4	(1-3)
34 Blake Dean	2	(2-0)
21 J.T. Wise	1	(0-1)
49 Kellen Bozeman	1	(1-0)

6th Spot

21 J.T. Wise	15	(10-5)
9 Robert Lara	7	(4-3)
3 Jared Mitchell	7	(2-5)
38 Steven Waguespack	7	(2-4)
14 Sean Ochinko	6	(2-4)
11 Jordan Mayer	4	(3-1)
16 Ryan Schimpf	4	(2-2)
54 Steve Broschofsky	3	(1-2)
17 Jason Lewis	2	(2-0)
18 Nicholas Pontiff	1	(1-0)

7th Spot

21 J.T. Wise	14	(6-8)
16 Ryan Schimpf	11	(5-6)
18 Nicholas Pontiff	8	(4-4)
11 Jordan Mayer	6	(4-2)
9 Robert Lara	5	(5-0)
54 Steve Broschofsky	4	(1-3)
17 Jason Lewis	3	(2-1)
38 Steven Waguespack	2	(2-0)
2 Buzzy Haydel	2	(0-1)
49 Kellen Bozeman	1	(0-1)

8th Spot

2 Buzzy Haydel	11	(6-5)
32 Chris McGhee	8	(6-2)
9 Robert Lara	8	(4-3)
16 Ryan Schimpf	7	(2-5)
21 J.T. Wise	7	(1-6)
38 Steven Waguespack	6	(6-0)
54 Steve Broschofsky	4	(2-2)
18 Nicholas Pontiff	4	(2-2)
7 Michael Hollander	1	(0-1)

9th Spot

7 Michael Hollander	32	(17-14)
9 Robert Lara	12	(5-7)
2 Buzzy Haydel	4	(1-3)
32 Chris McGhee	2	(0-2)
3 Jared Mitchell	2	(2-0)
11 Jordan Mayer	1	(1-0)
18 Nicholas Pontiff	1	(1-0)
21 J.T. Wise	1	(1-0)
54 Steve Broschofsky	1	(1-0)

INTRO

THIS IS LSU

PREVIEW

TIGERS

COACHES

REVIEW

HISTORY

RECORDS

LSU

INTRO

THIS IS LSU

PREVIEW

TIGERS

COACHES

REVIEW

HISTORY

RECORDS

LSU

Eastern Division

	SEC		OVERALL	
	W-L	PCT.	W-L	PCT.
#Vanderbilt	22-8	.733	54-13	.806
South Carolina	17-13	.567	46-20	.697
Florida	15-15	.500	29-30	.492
Tennessee	13-15	.464	34-25	.576
Kentucky	13-16-1	.450	34-19-1	.639
Georgia	11-19	.367	23-33	.411

- SEC Champion; Eastern Division Champion; SEC Tournament Champion

Western Division

	SEC		OVERALL	
	W-L	PCT.	W-L	PCT.
%Arkansas	18-12	.600	43-21	.672
Mississippi State	15-13	.536	38-22	.633
Ole Miss	16-14	.533	40-25	.615
Alabama	15-15	.500	31-26	.544
LSU	12-17-1	.417	29-26-1	.527
Auburn	10-20	.333	31-25	.554

% - Western Division Champion



Buzzy Haydel

Batting

Team	AVG	G	AB	R	H	2B	3B	HR	RBI	TB	SLG%	BB	HBP	SO	GDP	OB%	SF	SH	SB	ATT	PO	A	E	FLD%
Vanderbilt	.324	67	2417	491	782	158	16	66	443	1170	.484	244	65	405	45	.396	30	41	75	103	1820	695	69	.973
Kentucky	.320	54	1854	461	594	124	22	44	421	894	.482	317	93	371	26	.437	35	66	64	81	1445	622	87	.960
Mississippi St.	.316	60	2191	419	692	126	10	51	384	991	.452	205	37	401	46	.382	14	29	42	63	1618	569	81	.964
Ole Miss	.308	65	2292	409	706	102	18	51	361	997	.435	210	65	348	52	.376	40	40	74	98	1763	629	60	.976
South Carolina	.300	66	2347	520	705	126	11	113	487	1192	.508	311	61	453	37	.392	26	46	51	67	1792	609	65	.974
Tennessee	.298	59	2059	396	613	102	15	49	356	892	.433	232	58	396	27	.380	26	35	87	111	1555	599	84	.962
Auburn	.295	56	1978	395	583	104	6	38	350	813	.411	234	65	394	30	.382	31	35	105	127	1518	605	91	.959
Florida	.290	59	2105	414	611	107	8	74	383	956	.454	263	82	413	43	.387	23	20	39	58	1582	659	96	.959
Alabama	.289	57	1954	338	564	84	15	58	309	852	.436	217	60	364	37	.372	29	38	65	89	1532	585	67	.969
Arkansas	.288	64	2202	481	634	135	7	75	435	1008	.458	288	107	482	38	.391	34	39	68	89	1707	644	85	.965
Georgia	.279	56	2001	289	559	100	7	42	267	799	.399	204	36	382	37	.354	13	22	57	76	1523	548	77	.964
LSU	.256	56	1844	278	472	81	13	40	251	699	.379	172	43	386	38	.331	19	27	63	93	1478	618	96	.956

Pitching

Team	ERA	W	L	G	CG	SHO	CBO	SV	IP	H	R	ER	BB	SO	2B	3B	HR	AB	B/Avg	WP	HBP	BK	SFA	SHA
Vanderbilt	3.55	54	13	67	7	4	3	13	606.2	535	266	239	180	632	119	11	38	2248	.238	33	65	5	18	43
Ole Miss	3.58	40	25	65	6	7	5	14	587.2	531	280	234	235	560	89	7	43	2213	.240	49	43	4	16	38
South Carolina	3.93	46	20	66	0	6	6	12	597.1	553	304	261	250	606	87	9	38	2248	.246	40	47	8	25	40
Arkansas	3.94	43	21	64	7	7	6	12	569.0	532	294	249	219	565	79	13	39	2136	.249	48	64	9	20	29
Alabama	4.27	31	26	57	4	4	4	14	510.2	495	266	242	184	431	81	6	51	1942	.255	57	51	12	15	37
Kentucky	4.58	34	19	54	2	2	2	12	481.2	576	330	245	156	369	81	4	43	1975	.292	41	49	9	17	24
Auburn	4.59	31	25	56	1	3	3	14	506.0	550	325	258	208	392	109	11	42	1996	.276	50	60	6	21	26
Georgia	4.64	23	33	56	2	4	4	9	507.2	510	310	262	223	372	86	13	43	1935	.264	33	48	2	28	38
Mississippi St.	4.86	38	22	60	3	1	1	18	539.1	637	350	291	166	496	114	16	53	2159	.295	32	50	12	18	50
Tennessee	5.02	34	25	59	4	1	1	11	518.1	585	351	289	215	423	99	8	54	2044	.286	43	60	9	30	28
LSU	5.10	29	26	56	2	0	0	15	492.2	584	330	279	169	421	90	20	34	1984	.294	42	47	5	17	44
Florida	5.27	29	30	59	2	2	2	10	527.1	660	380	309	195	346	95	10	55	2149	.307	39	40	9	21	47

Fielding

Team	C	PO	A	E	FLD%	DPs	SBA	CSB	SBA%	PB	CI
Ole Miss	2452	1763	629	60	.976	41	77	25	.755	13	2
South Carolina	2466	1792	609	65	.974	52	46	13	.780	2	0
Vanderbilt	2584	1820	695	69	.973	43	59	20	.747	6	2
Alabama	2184	1532	585	67	.969	39	92	21	.814	17	0
Arkansas	2436	1707	644	85	.965	55	47	28	.627	10	1
Mississippi State	2268	1618	569	81	.964	42	50	31	.617	8	1
Georgia	2148	1523	548	77	.964	41	57	30	.655	14	0
Tennessee	2238	1555	599	84	.962	60	61	25	.709	17	0
Kentucky	2154	1445	622	87	.960	46	29	8	.784	7	2
Florida	2337	1582	659	96	.959	54	53	14	.791	9	0
Auburn	2214	1518	605	91	.959	46	40	22	.645	16	2
LSU	2192	1478	618	96	.956	35	75	29	.721	8	4

Individual Leaders

Batting Leaders

Batting Avg.

Matt LaPorta, UF	.402
Brandon Turner, MS	.399
Pedro Alvarez, VU	.386
Ryan Flaherty, VU	.381
Justin Henry, UM	.381

Slugging Pct.

Matt LaPorta, UF	.817
Dominic de la Osa, VU	.727
Pedro Alvarez, VU	.684
Mike Bianucci, AU	.640
Justin Smoak, SC	.631

On Base Pct.

Matt LaPorta, UF	.582
Brian Spear, UK	.527
Mike Brown, UK	.486
Pedro Alvarez, VU	.463
Dominic de la Osa, VU	.452

Runs Scored

Pedro Alvarez, VU	76
Mike Brown, UK	68
Travis Jones, SC	68
Dominic de la Osa, VU	65
Justin Smoak, SC	64

Hits

Pedro Alvarez, VU	105
Ryan Flaherty, VU	104
Jordan Henry, UM	99
Justin Henry, UM	99
Dominic de la Osa, VU	94

RBI

Sean Coughlin, UK	73
Justin Smoak, SC	72
Casey Coon, AR	71
Travis Jones, SC	68
Pedro Alvarez, VU	68

Doubles

Mitch Moreland, MS	26
Dominic de la Osa, VU	23
Sawyer Carroll, UK	23
Ryan Flaherty, VU	23
Pedro Alvarez, VU	21

Triples

Justin Henry, UM	8
Julio Borbon, UT	6
Jason Kipnis, UK	5
Matt McKinney, UK	4
Matt Meingasner, VU	4

Home Runs

Danny Hamblin, AR	22
Justin Smoak, SC	22
Matt LaPorta, UF	20
Dominic de la Osa, VU	20
James Darnell, SC	19

Total Bases

Pedro Alvarez, VU	186
Dominic de la Osa, VU	181
Justin Smoak, SC	164
Travis Jones, SC	155
James Darnell, SC	147

Walks

Matt LaPorta, UF	55
Justin Smoak, SC	54
Brian Spear, UK	53
James Darnell, SC	51
Pedro Alvarez, VU	40

Stolen Bases

Andy Simunic, UT	29
Bruce Edwards, AU	28
Emeel Salem, UA	23
Justin Henry, UM	22
Dominic de la Osa, VU	20

Pitching Leaders

ERA

David Price, VU	2.63
Nick Schmidt, AR	2.69
James Adkins, UT	2.80
Lance Lynn, UM	2.85
Jess Todd, AR	2.89

Opposing Batting Avg.

Nick Schmidt, AR	.196
David Price, VU	.199
Lance Lynn, UM	.209
Duke Welker, AR	.224
Paul Burnside, AU	.225

Innings Pitched

David Price, VU	133.1
Will Kline, UM	124.2
Nick Schmidt, AR	124.0
Lance Lynn, UM	123.1
James Adkins, UT	122.0

Batters Struck Out

David Price, VU	194
Lance Lynn, UM	146
Will Kline, UM	134
James Adkins, UT	133
Jess Todd, AR	128

Wins

Casey Weathers, VU	12
David Price, VU	11
Nick Schmidt, AR	11
Jared Bradford, LS	10
Mike Minor, VU	9
Jess Todd, AR	9

Saves

Jeff Lockwood, UT	8
Casey Weathers, VU	7
Joshua Fields, UG	7
Aaron Lovett, UK	7
Scott Bittle, UM	7

Appearances

Josh Edmondson, UF	31
Casey Weathers, VU	31
Curtis Johnson, SC	31
Travis Hill, AR	29
Scott Bittle, UM	28

2007 All-SEC Team

(as selected by the league coaches)

First Team

IB – Matt LaPorta, Florida
2B – Travis Jones, South Carolina
3B – Pedro Alvarez, Vanderbilt
SS – Zack Cozart, Ole Miss
C – Edward Easley, Mississippi State
OF – Emeel Salem, Alabama
OF – Dominic de la Osa, Vanderbilt
OF – Brian Leclerc, Florida
DH – Phil Disher, South Carolina
P – David Price, Vanderbilt
P – Nich Schmidt, Arkansas
P – Jess Todd, Arkansas
RP – Casey Weathers, Vanderbilt

Second Team

IB – Justin Smoak, South Carolina
2B – Jeffrey Rea, Mississippi State
3B – James Darnell, South Carolina
SS – Ryan Flaherty, Vanderbilt
C – J.P. Arencibia, Tennessee
OF – Jordan Henry, Ole Miss
OF – Mike Bianucci, Auburn
OF – Julio Borbon, Tennessee
DH – Alex Avila, Alabama
P – Lance Lynn, Ole Miss
P – James Adkins, Tennessee
RP – Jared Bradford, LSU
RP – Cody Satterwhite, Ole Miss

2007 Freshman All-SEC Team

(as selected by the league coaches)

IB – Yan Gomes, Tennessee
2B – Robert Brooks, Auburn
2B – Zach Miller, Ole Miss
3B – Connor Powers, Mississippi State
SS – Cole Figueroa, Florida
C – Sean Ochinko, LSU
OF – Jordan Henry, Ole Miss
OF – Blake Dean, LSU
OF – Matt den Dekker, Florida
OF – Jonathan Pigott, Florida
DH – Jeff Lockwood, Tennessee
P – Mike Minor, Vanderbilt
P – Nathan Baker, Ole Miss
RP – Dallas Keuchel, Arkansas

2007 SEC All-Tournament Team

(as selected by the media)

IB – Danny Hamblin, Arkansas
2B – Tony Delmonico, Tennessee
3B – Pedro Alvarez, Vanderbilt
SS – Ryan Flaherty, Vanderbilt
C – Shea Robin, Vanderbilt
DH – Jeff Lockwood, Tennessee
OF – Dominic de la Osa, Vanderbilt
OF – Casey Coon, Arkansas
OF – Justin Henry, Ole Miss
P – Jess Todd, Arkansas
P – Nick Schmidt, Arkansas

Most Valuable Player – Pedro Alvarez, Vanderbilt

SEC Tournament Championship Game

Final Score: Vanderbilt 7, Arkansas 4

INTRO

THIS IS LSU

PREVIEW

TIGERS

COACHES

REVIEW

HISTORY

RECORDS

LSU

The Early Years



LSU's 1900 Baseball Team

Louisiana State University has a colorful 115-year (112 seasons) baseball history which began with the first team in 1893 and has continued uninterrupted since 1905.

Although baseball was played at LSU prior to 1893, no contests had been scheduled with any clubs outside of Baton Rouge. The team of 1892 won all of its games against local competition.

On May 13, 1893, in connection with a military field day, LSU was engaged in its first intercollegiate athletic contest and defeated the nine from Tulane University.

That was the only game of 1893 and captain E.B. Young, in selecting materials for uniforms to be used for the May 13 contest, chose the colors of Old Gold and Purple. The baseball squad of 1893 had the honor of first wearing the colors that later were adopted as the official University colors.

In 1904, a game was scheduled to start the year against a local professional club. That game, however, was cancelled when the Tiger captain and manager resigned upon the refusal of the university president to grant permission for the cadets to attend the contest. The team disbanded and no further contests were played that year.

In 1915 C.C. "Doc" Stroud took over as Tiger coach and eventually became the first man to lead LSU for more than two seasons. In 1919 Stroud led LSU to a 12-4 campaign, a mark that had been bettered only one time before and would not be surpassed again until 1936. In that 1919 season, the Tigers had a fine young pitcher named Tom

Staples who threw a perfect game in a 9-0 win over Louisiana College. He also pitched and won both games of a doubleheader that same year.

In 1927 Harry Rabenhorst was named head coach and served in that capacity until 1956, with the exception of a three-year period from 1943-45. During that three-year span, A.L. Swanson was the Tigers' field manager. In Swanson's first year, the Tigers lost their first three games of the season, but bounced back to win 12 of the next 16 and LSU's second SEC championship.

The first SEC title came back to LSU in 1939 under Rabenhorst. The '39 team was one of LSU's best as it posted a 22-5 record for an .815 winning percentage. The team was led by first baseman Paul Brotherton, outfielder Ken Kavanaugh, Sr. and pitcher Jesse Danna, and had a winning streak of 13 games before losing to Minnesota in a swing through the Western (Big 10) Conference.

Besides the 1939 and 1943 championships, LSU also won conference titles in 1946 - under Rabenhorst - and in 1961 under Ray Didier, but not again until 1975 under Jim Smith. During Smith's tenure, however, the Tigers won or tied for the SEC Western Division title on three occasions.

The 1975 team became the first LSU squad to participate in the NCAA Tournament, as the Tigers played in the South Regional at Starkville, Miss. LSU won its first regional game over Murray State, but was eliminated from the tournament after consecutive losses to Florida State and Miami (Fla.).



1939 SEC Champions

LSU coaches in the early years supplemented their collegiate schedules with competition against professional opponents. This gave the Tigers excellent chances to gain experience, but rare chances for victory. Among the Tigers' most noteworthy losses was a 17-7 defeat at the hands of the Chicago White Sox in 1925. Other pro opponents included the Detroit, Cleveland, New York and St. Louis major league teams, Indianapolis of the American Association, Nashville and New Orleans of the Southern Association, plus several teams from Louisiana's celebrated Class "C" Evangeline League.

Through the early years, numerous Tigers made it into the professional ranks. A.W. Baird in 1916 was the first Tiger known to have signed a pro contract. Since then, many players from LSU made their mark in the major leagues, including Walker Cress, Cincinnati Reds; Dave Madison, Detroit Tigers; Buddy Blair, Philadelphia Athletics; Mark Freeman, New York Yankees; Connie Ryan, Boston Braves; Alvin Dark, New York Giants; Joe Bill Adcock, Milwaukee Braves; Art Swanson, Pittsburgh Pirates; Mike Miley, California Angels; and Randy Wiles, Chicago White Sox.

Those and other outstanding players performed on a number of diamonds on the LSU campus. In 1929, the Tigers' home games were




Joe Bill Adcock enjoyed a 17-year big league career.



1961 SEC Champions

played on a field located on the Campanile Parade Grounds. In 1936, the playing field was located north of the football stadium and was equipped with wooden bleachers. In 1938, LSU baseball moved into what was later to be named Alex Box Stadium, the present home of the Fighting Tigers.



Tom Staples (middle) fired a perfect game in 1919 against Louisiana College.

The Bertman Years

1984-2001

INTRO

THIS IS LSU

PREVIEW

TIGERS

COACHES

REVIEW

HISTORY

RECORDS

LSU



To Skip Bertman, striving for excellence isn't just a catchy motto or slogan; it's how he has approached every task he has undertaken in his life -- from his playing days at the University of Miami, to his highly-successful 11-year stint as head baseball coach at Miami Beach High School, to his eight years as associate head coach at UM, to his remarkable 18-year tenure (1984-2001) as LSU's baseball coach.

Bertman, who now serves as LSU's athletics director, led the Tigers to five College World Series titles and a sterling 870-330-3 mark (.724) in 18 seasons, giving him the highest all-time winning percentage among SEC coaches. Bertman also had the fourth-highest percentage among active NCAA coaches at the time of his retirement, trailing only Wichita State's Gene Stephenson, Gary Ward of Oklahoma State and Florida State's Mike Martin. Bertman, USC legend Rod Dedeaux and Augie Garrido of Texas are the only coaches in NCAA history to win five national championships.

In addition to the five national championships (1991, 1993, 1996, 1997, 2000) Bertman's LSU teams also claimed seven SEC championships, nine 50-win seasons, 11 CWS berths and six SEC Tournament championships.



Skip Bertman guided the U.S. to the bronze medal at the 1996 Olympics in Atlanta.

Bertman's jersey #15 has been retired by LSU -- the first baseball number to receive that designation from the university -- and the street in front of Alex Box Stadium was re-named Skip Bertman Drive. Bertman was inducted into the American Baseball Coaches Hall of Fame in January 2003, and into the College Baseball Hall of Fame in July 2006.

As much as LSU's dominance can be attributed to Bertman, the players have also had a huge part in that success. During Bertman's tenure at LSU, more than 100 players were drafted into professional baseball, with 41 Tigers reaching the major leagues. Bertman produced 11 first-team All-America performers, and more importantly, nearly 100 percent of those who played for at least four years in the Tiger program earned their LSU degrees.

Bertman came to LSU after a highly successful eight-year stint at Miami, where he was associate head coach and pitching coach under Hall of Fame coach Ron Fraser. The Bertman-Fraser partnership produced 427 wins and five berths in the CWS, including the Hurricanes' first national championship in

1982. Bertman's recruiting also laid much of the groundwork for Miami's second national championship in 1985, which was Bertman's second year at LSU.

Bertman was also an accomplished international coach, serving as pitching coach on the 1988 United States gold-medal squad, then leading the USA as head coach to the bronze medal at the 1996 Olympic Games in Atlanta.

In addition to becoming an accomplished coach, Bertman has authored two books (*Coaching Youth League Baseball and Skip: The Man and the System*), produced a motivational video (*Motivation and Teamwork: Winning the Big One*), and has been a featured speaker and clinician at banquets, civic organizations and youth groups around the country.

Bertman's Era of Excellence as LSU's baseball coach has ended, but his service to the university continues on a more comprehensive level. On January 19, 2001, the LSU Board of Supervisors paved the way for another Bertman era, as the panel unanimously approved LSU Chancellor Mark Emmert's

selection of Bertman to be the school's seventh permanent athletics director since LSU became a charter member of the Southeastern Conference in 1933. Bertman assumed his duties as athletics director on August 6, 2001.

As athletics director, Bertman oversees a 20-sport program that has brought home 44 national championships, more than any other SEC school. With a diverse and talented coaching staff as well as some of the best facilities in the nation, Bertman has enhanced LSU's status as one of the best athletics programs in the country.



In the Hall

Skip Bertman was inducted July 4, 2006 into the College Baseball Hall of Fame in Lubbock, Texas. Bertman was one of 10 members of the Hall's first class.



Skip Bertman was named LSU's athletics director on January 19, 2001.



Skip Bertman and his wife, Sandy, wave farewell to the Alex Box Stadium crowd after Bertman's final regular-season home game.



Skip Bertman was inducted July 4, 2006 into the College Baseball Hall of Fame in Lubbock, Texas.



Two of the three men to win five College World Series titles: LSU's Skip Bertman and former Southern California coach Rod Dedeaux.

LSU Superlatives Under Bertman

Five NCAA College World Series Championships

1991, 1993, 1996, 1997, 2000

11 CWS Appearances

1986, 1987, 1989, 1990, 1991, 1993, 1994, 1996, 1997, 1998, 2000

16 NCAA Tournament Berths

1985, 1986, 1987, 1989, 1990, 1991, 1992, 1993, 1994, 1995, 1996, 1997, 1998, 1999, 2000, 2001

Seven Southeastern Conference Championships

1986, 1990, 1991, 1992, 1993, 1996, 1997

Six SEC Tournament Titles

1986, 1990, 1992, 1993, 1994, 2000

Nine SEC Western Division Championships

1985, 1992, 1993, 1994, 1996, 1997, 1998, 2000, 2001

Nine 50-Win Seasons

1986, 1989, 1990, 1991, 1992, 1993, 1996, 1997, 2000

INTRO

THIS IS LSU

PREVIEW

TIGERS

COACHES

REVIEW

HISTORY

RECORDS

LSU

Bertman's Big Leaguers

Below are former Skip Bertman-coached LSU Tigers who appeared on 2007 major league rosters:

PLAYER	YEARS AT LSU	MAJOR LEAGUE TEAM
Russ Springer, RHP	1987-89	St. Louis Cardinals
Paul Byrd, RHP	1989-91	Cleveland Indians
Todd Walker, INF	1992-94	Oakland Athletics
Brian Tallet, LHP	1998-00	Toronto Blue Jays
Randy Keisler, LHP	1998	St. Louis Cardinals
Shane Youman, LHP	1998-2001	Pittsburgh Pirates
Brad Hawpe, OF	1999-00	Colorado Rockies
Ryan Theriot, INF	1999-01	Chicago Cubs
Ryan Jorgensen, C	2000	Cincinnati Reds
Mike Fontenot, INF	2000-01	Chicago Cubs
Todd Linden, OF	2001	Florida Marlins
Sean Barker, OF	2001-02	Colorado Rockies
Aaron Hill, INF	2001-03	Toronto Blue Jays
Brian Wilson, RHP	2001-03	San Francisco Giants

Bertman coached 27 other major leaguers during his LSU tenure, including All-Star outfielder Albert Belle and the No. 1 pick in the 1989 draft, pitcher Ben McDonald.

Bertman Year-by-Year

SEASON	OVERALL RECORD	SEC RECORD	NATIONAL FINISH
1984	32-23	12-12 (3rd, West)	NR
1985	41-18	17-7 (1st, West)	20th
1986	55-14	22-5 (1st)	5th
1987	49-19	12-10 (5th)	4th
1988	39-21	16-11 (5th)	NR
1989	55-17	18-9 (2nd)	3rd
1990	54-19	20-7 (1st)	3rd
1991	55-18	19-7 (1st)	1st
1992	50-16	18-6 (1st)	6th
1993	53-17-1	18-8-1 (1st)	1st
1994	46-20	21-6 (2nd)	7th
1995	47-18	17-12 (5th)	14th
1996	52-15	20-10 (1st)	1st
1997	57-13	22-7 (1st)	1st
1998	48-19	21-9 (2nd)	3rd
1999	41-24-1	18-11-1 (3rd)	14th
2000	52-17	19-10 (2nd)	1st
2001	44-22-1	18-12 (2nd)	9th
TOTALS	870-330-3 (.724)	328-159-2 (.673)	

Coach Bertman
with actor
Kevin Costner
at the 2000
CWS.



Skip Bertman celebrates his first national title in 1991 (above) and his fifth national title in 2000 (below).



The Bertman Coaching Connection

A look at some of Skip's former players and assistants in college baseball:

NAME	YEARS UNDER BERTMAN	CURRENT POSITION/OTHER POSITIONS
Blair Barbier	LSU Player, 1997-2000	Former assistant coach at LSU; former assistant at McNeese State
Smoke Laval	LSU Assistant, 1984-93	Former head coach at LSU and Louisiana-Monroe
Mike Bianco	LSU Player, 1988-89	Head coach at Ole Miss; former head coach at McNeese St. and assistant at LSU
Jim Wells	G.A. at LSU, 1987-89	Head coach at Alabama; former head coach at Northwestern State
Mitch Gaspard	Player at LSU, 1985	Assistant coach at Alabama; former head coach at Northwestern State
Dan Canevari	LSU Assistant, 1991-2001	Former head coach at Southeastern Louisiana
Randy Davis	G.A. at LSU, 1988-90	Former head coach at Louisiana Tech and assistant at South Carolina
Ray Tanner	Olympic Assistant, 1996	Head coach at South Carolina; former head coach at North Carolina State
Dave Snow	Olympic Assistant, 1996	Former head coach at Long Beach State
Jerry Weinstein	Olympic Assistant, 1996	Former head coach at Sacramento City College



Year-by-Year Statistics of Bertman's LSU Teams

Batting

YEAR (W-L-T)	G	AB	R	H	2B	3B	HR	RBI	SB-ATT	SLG	OBP	AVG
1984 (32-23-0)	55	1606	309	443	76	20	51	263	92-139	.443	NA	.276
1985 (41-18-0)	59	1883	412	557	102	17	63	343	108-145	.468	NA	.296
1986 (55-14-0)	69	2272	542	696	135	27	83	455	153-188	.499	NA	.306
1987 (49-19-0)	68	2178	509	619	104	18	76	434	156-208	.453	.425	.284
1988 (39-21-0)	60	1823	390	490	92	19	41	331	69-104	.408	.443	.269
1989 (55-17-0)	72	2424	566	723	144	26	62	494	113-142	.456	.461	.298
1990 (54-19-0)	73	2480	587	807	156	27	63	515	95-135	.486	.470	.325
1991 (55-18-0)	73	2366	547	488	138	18	85	488	84-123	.478	.446	.297
1992 (50-16-0)	66	2261	509	681	132	17	67	438	125-159	.464	.447	.301
1993 (53-17-1)	71	2385	603	737	152	37	85	527	122-151	.511	.414	.309
1994 (46-20-0)	66	2273	504	659	124	15	87	439	116-142	.473	.394	.290
1995 (47-18-0)	65	2259	506	680	146	21	81	458	95-128	.492	.397	.301
1996 (52-15-0)	67	2384	648	759	143	18	131	585	99-120	.558	.419	.318
1997 (57-13-0)	70	2509	673	791	146	11	188	632	71-99	.607	.412	.315
1998 (48-19-0)	67	2314	583	692	132	12	157	542	64-85	.570	.409	.299
1999 (41-24-1)	66	2317	556	699	122	14	104	502	77-101	.501	.406	.302
2000 (52-17-0)	69	2542	652	864	194	16	96	598	73-94	.542	.432	.340
2001 (44-22-1)	67	2372	574	754	137	10	98	514	90-115	.508	.417	.318

Pitching

YEAR (W-L-T)	G	IP	CG	SHO	SV	H	R	ER	BB	SO	OBA	ERA
1984 (32-23-0)	55	433.0	12	3	10	439	272	199	206	359	.259	4.13
1985 (41-18-0)	59	484.2	10	3	9	452	273	221	245	442	.247	4.11
1986 (55-14-0)	69	579.0	10	5	17	511	303	245	291	541	.236	3.81
1987 (49-19-0)	68	577.1	13	8	14	502	266	197	223	552	.235	3.07
1988 (39-21-0)	60	497.2	20	1	11	437	262	199	292	519	.236	3.60
1989 (55-17-0)	72	629.0	10	5	20	546	326	254	278	655	.231	3.63
1990 (54-19-0)	73	630.1	13	5	12	631	324	264	249	555	.258	3.77
1991 (55-18-0)	73	621.0	5	6	19	613	330	253	259	626	.255	3.67
1992 (50-16-0)	66	574.2	9	3	12	508	261	222	185	518	.238	3.48
1993 (53-17-1)	71	620.0	15	7	7	586	318	257	246	511	.249	3.73
1994 (46-20-0)	66	589.2	6	1	13	567	356	295	274	520	.253	4.50
1995 (47-18-0)	65	579.0	9	4	10	517	323	261	245	623	.239	4.06
1996 (52-15-0)	67	601.0	8	10	13	549	283	226	233	635	.241	3.38
1997 (57-13-0)	70	621.0	7	3	13	653	380	319	206	682	.266	4.62
1998 (48-19-0)	67	588.1	5	4	14	613	365	287	232	646	.265	4.39
1999 (41-24-1)	66	580.0	8	2	12	651	402	329	212	591	.281	5.11
2000 (52-17-0)	69	619.2	4	6	16	661	375	305	241	574	.272	4.43
2001 (44-22-1)	67	595.2	6	2	12	640	388	314	279	446	.274	4.74

INTRO

THIS IS LSU

PREVIEW

TIGERS

COACHES

REVIEW

HISTORY

RECORDS

LSU



Skip Bertman recorded a .690 (29-13) winning percentage in College World Series games.



Warren Morris' ninth-inning homer lifted LSU to the 1996 CWS title.

LSU Appearances in Final National Rankings

Year	Collegiate Baseball	Baseball America	ESPN/ USA Today
1961	22		
1975	19		
1985	24	20	
1986	5	5	
1987	4	4	
1989	4	7	
1990	4	4	
1991	1	1	
1992	9	6	8
1993	1	1	1
1994	7	10	7
1995	18	15	14
1996	1	1	1
1997	1	1	1
1998	3	4	3
1999	14	16	16
2000	1	1	1
2001	10	9	9
2002	11	11	11
2003	7	5	6
2004	8	7	6
2005	19	18	18

SEC Teams in the College World Series

TEAM	APP.	WON	LOST	PCT.	1ST	2ND
LSU	13	29	17	.631	5	0
Miss. State	8	7	16	.304	0	0
Alabama	5	11	10	.524	0	2
Florida	5	8	11	.421	0	1
Georgia	5	6	9	.400	1	0
Ole Miss	4	3	8	.273	0	0
Auburn	4	3	8	.273	0	0
Tennessee	4	8	8	.500	0	1
South Carolina	3	8	6	.571	0	1
Arkansas	1	0	2	.000	0	0
TOTALS	52	83	95	.466	6	5

*Prior to SEC Membership

South Carolina	5	9	10	.474	0	2
Arkansas	4	7	8	.467	0	1

*Note: Arkansas and South Carolina totals not counted in SEC totals prior to SEC membership

SEC Teams in the NCAA Tournament

TEAM	APP.	WON	LOST	PCT.
LSU	21	106	41	.721
Alabama	18	45	26	.634
South Carolina	11	40	24	.625
Georgia	8	35	22	.614
Tennessee	10	31	21	.596
Miss. State	28	72	53	.576
Florida	23	64	49	.566
Ole Miss	13	34	26	.567
Auburn	17	39	37	.513
Vanderbilt	6	11	12	.478
Arkansas	10	18	21	.462
Kentucky	5	8	10	.444
TOTALS	165	486	332	.580

*Prior to SEC Membership

South Carolina	12	48	27	.640
Arkansas	10	25	21	.543

*Note: Arkansas and South Carolina totals not counted in SEC totals prior to SEC membership

College World Series Championships

Southern California	12
Texas	6
LSU	5
Arizona State	5
Miami (Fla.)	4
Cal State Fullerton	4
Arizona	3
Minnesota	3
California	2
Michigan	2
Oklahoma	2
Stanford	2
Oregon State	2

NCAA Tournament Winning Percentage

LSU	.721 (106-41)
Southern California	.718 (171-67)
Arizona State	.685 (135-62)
Miami (Fla.)	.679 (163-77)
Texas	.671 (204-100)
Stanford	.667 (120-60)

CWS Winning Percentage

Southern California	74-26	.740
Minnesota	17-7	.708
Arizona State	59-34	.634
LSU	29-17	.630
Missouri	18-11	.621
Texas	78-53	.595
Wichita State	16-11	.593
Stanford	38-27	.585
Cal State Fullerton	33-25	.569
Miami (Fla.)	46-36	.561

CWS Appearances

Texas	32
Miami (Fla.)	22
Southern California	21
Arizona State	20
Oklahoma State	19
Florida State	18
Stanford	15
Arizona	15
Cal State Fullerton	15
LSU	13

Coaches' CWS Winning Percentage

Rod Dedeaux, Southern California	.789 (60-16)
Bobby Winkles, Arizona State	.762 (16-5)
Dick Siebert, Minnesota	.708 (17-7)
Skip Bertman, LSU	.690 (29-13)
Jerry Kindall, Arizona	.682 (15-7)
Augie Garrido, CS-Fullerton/Texas	.680 (34-16)
Toby Greene, Oklahoma State	.625 (15-9)
Hi Simmons, Missouri	.621 (18-11)
Jim Brock, Arizona State	.600 (36-24)
Mark Marquess, Stanford	.596 (34-23)
Cliff Gustafson, Texas	.595 (44-30)
Gene Stephenson, Wichita State	.593 (16-11)
Ron Fraser, Miami (Fla.)	.553 (26-21)
Jim Morris, Miami (Fla.)	.571 (20-15)
Bibb Falk, Texas	.541 (20-17)

Coaches' CWS Victories

Rod Dedeaux, Southern California	60
Cliff Gustafson, Texas	44
Jim Brock, Arizona State	36
Augie Garrido, CS-Fullerton/Texas	34
Mark Marquess, Stanford	34
Skip Bertman, LSU	29
Ron Fraser, Miami (Fla.)	26
Bibb Falk, Texas	20
Jim Morris, Miami (Fla.)	20
Gary Ward, Oklahoma State	19
Hi Simmons, Missouri	18
Frank Sancet, Arizona	17
Dick Siebert, Minnesota	17
Bobby Winkles, Arizona State	16
Gene Stephenson, Wichita State	16

Current Consecutive Regional Appearances

Miami (Fla.)	35 (1973-2007)
Florida State	30 (1978-2007)
Clemson	21 (1987-2007)
Cal State Fullerton	16 (1992-2007)
Rice	13 (1995-2007)

* LSU's streak of 17 straight regional appearances (1989-2005) was ended when the Tigers did not receive a 2006 NCAA berth.

NCAA Super Regional Appearances

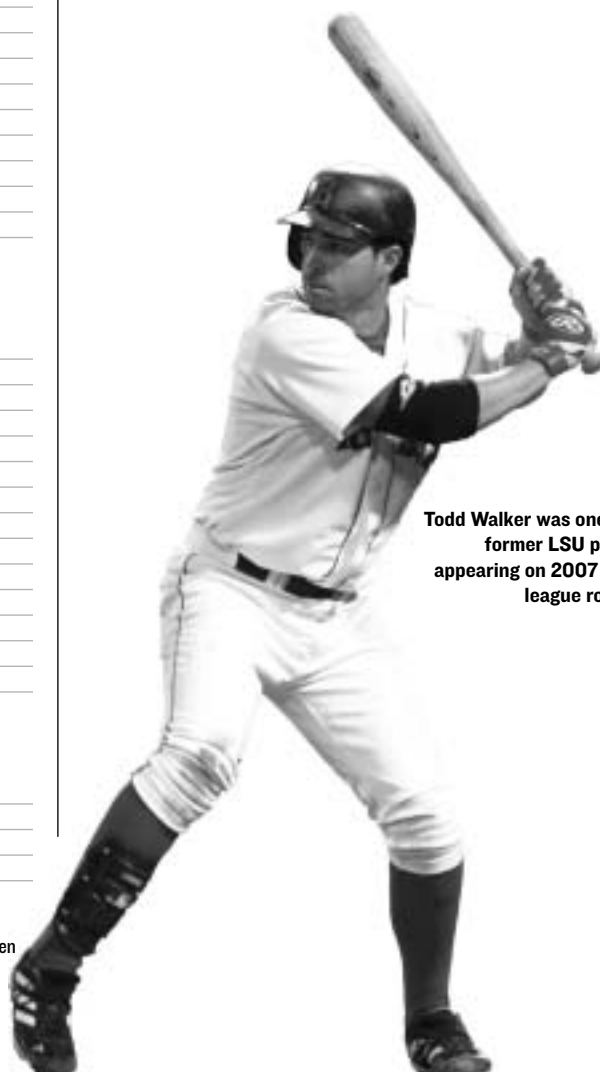
Miami (Fla.)	8
Florida State	7
Cal State Fullerton	7
Rice	7
Clemson	7
LSU	6
South Carolina	6
Stanford	6
Southern California	5
Texas	5
Georgia Tech	5
Nebraska	4

Draft Selections (1994-2003)

Arizona State	83
Miami (Fla.)	74
Cal State Fullerton	72
Long Beach State	66
Stanford	64
LSU	63
Texas A&M	63
Southern California	62
Rice	61
Wichita State	58



LSU has made 13 CWS appearances since 1986.



Todd Walker was one of 14 former LSU players appearing on 2007 major league rosters.

1991

PLAYERS

Dale Adams, C
 Adrian Antonini, C
 Tim Bauer, C
 Harry Berrios, OF
 Tiger Blackwell, OF
 Paul Byrd, RHP
 Matt Chamberlain, RHP
 Keyaan Cook, INF
 Rich Cordani, OF
 Luis Garcia, INF
 Pat Garrity, DH
 Mike Graham, OF
 Rick Greene, RHP
 David Herry, RHP
 Gary Hymel, C
 Toookie Johnson, 2B
 Mark LaRosa, LHP
 Bhrett McCabe, RHP
 Chris Mock, 3B
 Gregg Moock, RHP
 Lyle Mouton, RF
 Jared Mula, OF
 Jeff Naquin, RHP
 Mike Neal, INF
 Chad Ogea, RHP
 Ronnie Rantz, LHP
 Armando Rios, CF
 Henri Saunders, RHP
 Andy Sheets, SS
 Mike Sirotka, LHP
 Johnny Tellechea, IB

COACHES

Skip Bertman - Head Coach
 Smoke Laval - Asst. Coach
 Beetle Bailey - Asst. Coach
 Dan Canevari - Asst. Coach
 Gregg Patterson - Student Asst. Coach

MANAGERS

Russ Rome
 Mike Biandolillo

TRAINERS

Andy Sonnier
 Scott Newman



LSU completed a magnificent 1991 season with a 55-18 record as the Tigers captured their first baseball national title and the 19th overall national championship for the school.

Head coach Skip Bertman directed the Tigers to the 1991 NCAA title after having led his team to the College World Series in five of the past six seasons. Bertman was recognized as the National Coach of the Year by *Collegiate Baseball* magazine shortly after LSU's World Series victory.

The Tigers became the first team since Miami

(Fla.) in 1982 to win the national title without a loss in the NCAA Tournament; LSU won eight consecutive games in the tournament, including four in the South Regional and four in the College World Series.

As a team, the Tigers set a College World Series record by averaging 12 runs per game, breaking the previous mark of 11 per contest established by Notre Dame in 1957.

LSU also set a new Series mark with a team fielding percentage of .993. The Tigers committed only one error in 148 chances.

LSU equaled the College World Series mark

for most home runs with nine, tying the record set by Arizona State in 1981. Catcher Gary Hymel blasted four homers, rightfielder Lyle Mouton belted three, designated hitter Pat Garrity contributed one and centerfielder Armando Rios launched a two-run shot in the championship game win over Wichita State.

The Tigers outscored their four Series opponents, 48-15, while recording a team batting average of .329, including five doubles, four triples and nine home runs.

Hymel was named the Most Outstanding Player of the Series, as he batted



The June 9, 1991, headline of the Baton Rouge Sunday Advocate heralds LSU's CWS title.



All-American Chad Ogea pitched the Tigers to victory in the CWS final against Wichita State.

.500 with four homers and 10 RBI. Hymel finished the season with a .310 batting average and a school-record 25 home runs to go along with 79 RBI. Hymel, Mouton, pitcher Chad Ogea and first baseman Johnny Tellechea were named to the College World Series All-Tournament team.

Mouton batted .429 in the Series with three homers and 10 RBI; Ogea earned wins over Florida and Wichita State, compiling a 1.74 ERA in 10 1/3 innings; Tellechea hit .438 with two doubles, one RBI and five runs.

LSU culminated its championship year on July 9, 1991, with a trip to the White House. President George Bush recognized the Tigers in a special Rose Garden ceremony which also honored major league legends Joe DiMaggio and Ted Williams. LSU became only the third collegiate baseball team to receive an invitation to the White House.

(Right) Pitcher Paul Byrd holds the championship trophy during the celebration at Alex Box Stadium.

(Below) President George Bush saluted the Tigers in a Rose Garden ceremony which also honored baseball legends Joe DiMaggio and Ted Williams. The Tigers gave the President an LSU jersey embroidered with the No. 2, Bush's jersey number as a college baseball player at Yale.



1991 COLLEGE WORLD SERIES FACTS

CWS Records Set By LSU

Team Series

Most Runs Per Game - 12 (48 runs in four games)

Highest Slugging Percentage - .603 (88 total bases/146 at-bats)

Highest Fielding Percentage - .993 (one error in 148 chances)

Team Single Game

Most Players Used (Both Teams) - 38, LSU vs. Florida (June 5)

Team Championship Game

Most Hit Batsmen - 3, LSU vs. Wichita State (June 8)

Championship Game Attendance

16,612 - LSU vs. Wichita State (June 8)

Individual Series

Highest Slugging Percentage - 1.357 (19 total bases/14 at-bats), Gary Hymel

CWS Records Tied By LSU

Team Series

Most Home Runs - 9 (four games)

Team Championship Game

Most Sacrifice Flies - 1, LSU vs. Wichita State (June 8)

Most Sacrifice Flies (Both Teams) - 2, LSU (1) vs. Wichita St. (1)

Most Hit Batters (Both Teams) - 3, LSU (0) vs. Wichita State (3)

Individual Series

Most Home Runs - 4, Gary Hymel (four games)

Most Hit by Pitch - 3, Gary Hymel (four games)

Individual Championship Game

Most Sacrifice Flies - 1, Rich Cordani, LSU vs. Wichita State

Individual Career

Most Home Runs - 4, Gary Hymel (1990-91)

4, Lyle Mouton (1990-91)

1991 College World Series All-Tournament Team

CatcherGary Hymel, LSU
First BaseJohnny Tellechea, LSU
Second BaseMike McCafferty, Creighton
Third BaseJason Giambi, Long Beach State
ShortstopKevin Polcovich, Florida
OutfieldLyle Mouton, LSU
OutfieldJim Audley, Wichita State
OutfieldSteve Hinton, Creighton
Designated HitterMario Linares, Florida
PitcherKennie Steenstra, Wichita State
PitcherChad Ogea, LSU

Most Outstanding Player

Gary Hymel, LSU



Assistant Coach Smoke Laval meets with President Bush.



LSU outscored its four CWS opponents, 48-15.

INTRO

THIS IS LSU

PREVIEW

TIGERS

COACHES

REVIEW

HISTORY

RECORDS

LSU

1993

PLAYERS

Kevin Ainsworth, OF
 Adrian Antonini, C
 Wade Bagley, C
 Scott Berardi, C
 Harry Berrios, OF
 Dustin Brandon, INF
 Matt Chamberlain, RHP
 Chad Cooley, OF
 Brian Daugherty, INF
 Jim Greeley, OF
 Ryan Huffman, OF
 Will Hunt, LHP
 Kenny Jackson, IB
 Russ Johnson, SS
 Tim Lanier, C
 Brett Laxton, RHP
 Antonio Leonardi-Cattolica, RHP
 Matt Malejko, RHP
 Bhrett McCabe, RHP
 Gregg Moock, RHP
 Warren Morris, INF
 Jeff Naquin, RHP
 Mike Neal, OF
 Ronnie Rantz, LHP
 Armando Rios, OF
 Trey Rutledge, RHP
 Henri Saunders, RHP
 Scott Schultz, RHP
 Tom Schwier, INF
 Mike Sirotko, LHP
 Mark Stocco, OF
 Sean Teague, RHP
 Todd Walker, 2B
 Kevin Ward, C
 Jason Williams, 3B
 Brad Wilson, INF
 Brian Winders, RHP

COACHES

Skip Bertman - Head Coach
 Smoke Laval - Asst. Coach
 Mike Bianco - Asst. Coach
 Beetle Bailey - Admin. Assistant
 Rick Smith - Volunteer Asst. Coach

MANAGERS

Dirck Decoteau
 Jason Decoteau

TRAINERS

Jim Mensch
 Stacy LeCompte



A century of baseball excellence was culminated in June, 1993, as LSU captured its second NCAA title in three years with an 8-0 victory over Wichita State in the College World Series final. In the 100th anniversary season of the Fighting Tiger program, head coach Skip Bertman and his players reinforced LSU's status as the nation's premier baseball power.

The Tigers began the 1993 campaign as the nation's No. 1 team in all three of the college baseball polls. The Tigers' pre-conference scheduled featured a 12-game winning streak which extended

through the month of March as LSU prepared to defend its SEC title. The Tigers' drive to win their fourth straight league crown was spearheaded by Todd Walker, who established an SEC single-season record with a 33-game hitting streak. The regular-season also featured a "Turn Back the Clock" game against Tulane in Alex Box Stadium, as players from both teams wore old-fashioned uniforms and used wooden bats. The Tigers defeated the Green Wave 6-3 in a game which commemorated LSU's 100-year baseball history.

LSU went on to become the first team in league annals to win four straight

SEC championships and, after a 9-4 win over South Alabama in the NCAA South Regional final at Alex Box Stadium, the Tigers advanced to the College World Series for the sixth time in eight seasons.

The Tigers returned to Omaha's Rosenblatt Stadium for another National Championship crusade. The fifth-seeded Tigers disposed of fourth-seeded Long Beach State to open the Series as left fielder Jim Greeley launched two home runs and collected a personal-best five RBI. Left-hander Mike Sirotko handcuffed the 49ers with a three-hit, nine strikeout performance.



The June 13, 1993, headline of the Baton Rouge Advocate heralds LSU's second CWS title.



Team captain Mike Neal proclaims LSU No. 1 after the Tigers' 8-0 victory over Wichita St.



(left) The 1993 National Champions were honored with a celebration in Tiger Stadium the morning after the CWS triumph.

(below) Todd Walker (left), Brett Laxton (center) and Skip Bertman met with CBS reporter Lesley Visser after the CWS title game.



Mike Sirotka recorded two complete-game victories in the 1993 CWS.

LSU posted a furious rally against top-seeded Texas A&M in the next round, overcoming a 7-2 deficit and grabbing a 9-8 lead on an eighth inning single by Armando Rios. Then, with the bases loaded, Todd Walker provided one of the series' most scintillating moments, unloading his third grand slam of the season to cap the 13-8 triumph.

The momentum generated by the win over the Aggies was vanquished three days later as Long Beach State rallied for an improbable 10-8 victory, striking for four runs in their final at-bat.

Now LSU faced a third meeting with Long Beach, with the winner advancing to the World Series championship game. The Tigers, on the strength of a two-run double by Rios, tied the game 5-5 in the bottom of the ninth before Walker delivered the game-winning single for a thrilling 6-5

victory. LSU was one victory away from fulfilling a season-long dream.

LSU faced Wichita State in the national championship game for the second time in three years, and unlike the first meeting in 1991, this game offered little suspense. Todd Walker's two-run homer in the first inning began LSU's surge to another World Series title. LSU added three runs in the second inning as Armando Rios sandwiched a sacrifice fly between RBI singles by Walker and by Jason Williams.

While the Tigers bolted to the big lead, freshman right-hander Brett Laxton was in the process of making College World Series history. Relying primarily on an exploding fastball with an occasional paralyzing slider, Laxton set a CWS championship game record with 16 staggering strikeouts. Laxton limited Wichita State to a mere three hits while retiring 16 of the final 20 Shocker batters, including Wichita State's last hope, outfielder Carl Hall, who flied weakly to Harry Berrios in right field to conclude the Tigers' 8-0 triumph. For the second time in three years, an unquenchable desire for victory was LSU's most prominent characteristic as it catapulted the Tigers to college baseball's summit.

Todd Walker was named the Most Outstanding Player of the Series and was joined on the All-Tournament team by Mike Sirotko, Brett Laxton, Adrian Antonini, Jim Greely and Armando Rios. Walker, the 1993 SEC Player of the Year, recorded a conference-record 102 RBI on the season and surpassed Albert Belle as LSU's all-time RBI leader with 175.

Mike Sirotko ended a fantastic four-year career as LSU's career leader in innings pitched with 372. He tied Ben McDonald's school record with 10 complete games, including eight in his final nine starts. Laxton's dazzling performance in the national title game capped a phenomenal season as the National Freshman of the Year was 12-1 with an SEC-best 1.98 ERA.

The 1993 team was expertly guided by Skip Bertman, who for the third time in his 10-year career was named National Coach of the Year. The Tigers completed the year with a 53-17-1 record, marking LSU's fifth-straight 50-win season, a feat unmatched by any other school.

1993 COLLEGE WORLD SERIES FACTS

CWS Records Set By LSU

Individual Championship Game

Most Strikeouts - 16, Brett Laxton, LSU vs. Wichita State

Most Sacrifice Flies - 2, Armando Rios, LSU vs. Wichita State

CWS Records Tied By LSU

Team Championship Game

Most Sacrifice Flies - 2, LSU vs. Wichita State

Most Strikeouts (Both Teams) - 22, LSU vs. Wichita State

Individual Championship Game

Fewest Hits Allowed - 3, Brett Laxton, LSU vs. Wichita State

Most Putouts - 16, Adrian Antonini, LSU vs. Wichita State

1993 College World Series All-Tournament Team

Catcher	Adrian Antonini, LSU
First Base	Hunter Triplett, Oklahoma State
Second Base	Todd Walker, LSU
Third Base	Casey Blake, Wichita State
Shortstop	Jason Adams, Wichita State
Outfield	Jim Greely, LSU
Outfield	Jason Heath, Oklahoma State
Outfield	Armando Rios, LSU
Designated Hitter	Jeff Liefer, Long Beach State
Pitcher	Brett Laxton, LSU
Pitcher	Mike Sirotko, LSU

Most Outstanding Player

Todd Walker, LSU



The Tigers won their second NCAA title in the 100th anniversary season of LSU Baseball.

1996

PLAYERS

Jason Albritton, RHP
 T.J. Arnett, RHP
 Tom Bernhardt, OF
 Eric Berthelot, LHP
 John Blancher, INF
 Justin Bowles, RF
 Matt Colvin, LHP
 Patrick Coogan, RHP
 Chad Cooley, LF
 Casey Cuntz, INF
 Brian Daugherty, RHP
 Chris Demouy, LHP
 Nathan Dunn, 3B
 Jake Esteves, RHP
 Eddy Furniss, IB
 Dan Guillory, RHP
 Jeff Harris, RHP
 James Hemphill, OF
 Conan Horton, C
 Sonny Knoll, RHP
 Mike Koerner, CF
 Tim Lanier, C
 Brett Laxton, RHP
 Antonio Leonardi-Cattolica, RHP
 Trey McClure, INF
 Jeramie Moore, IB
 Warren Morris, 2B
 Joey Painich, RHP
 Keith Polozola, INF
 Kevin Shipp, RHP
 Jeremy Tyson, RHP
 Kevin Ward, C
 Jason Williams, SS
 Brad Wilson, DH
 Jeremy Witten, OF
 Eddie Yarnall, LHP

COACHES

Skip Bertman - Head Coach
 Jim Schwanke - Assistant Coach
 Mike Bianco - Assistant Coach
 Dan Canevari - Admin. Assistant
 Daniel Tomlin - Volunteer Asst. Coach

MANAGERS

Mike Boniol
 Jimmy Goins
 Wes Penn

TRAINERS

Jim Mensch
 Lara McNeely



Second baseman Warren Morris launched a two-out, two-run homer in the bottom of the ninth inning to lift LSU to a pulsating 9-8 victory over Miami (Fla.) in the 1996 College World Series final. The blast marked the first time in the 50-year history of the CWS that a team had won the national championship with a homer in the bottom of the ninth.

As the ball cleared the right-field fence and landed in the third row of the bleachers, Morris raised his arms into the air triumphantly as he rounded first base. Upon reaching home plate, he was mobbed by his jubilant teammates

and cheered by 23,905 fans who had just witnessed the greatest finish in CWS annals.

The LSU Tigers, for the third time in six seasons, were the champions of collegiate baseball.

Fittingly, it was the only home run of the season for Morris, as the Alexandria, La., native had missed 39 games due to a broken hamate bone in his right hand. He returned to the LSU lineup for the NCAA South II Regional, and he led the Tigers to eight straight victories, with the final win giving his team the national title.

LSU became just the seventh school to win three

or more CWS titles in the 50-year history of the event, and Skip Bertman became only the sixth coach to win three or more baseball national championships. LSU also became only the third school to win three national titles in one decade (1991, 1993, 1996).

The CWS championship capped a long list of achievements for the 1996 Tigers, including establishing an SEC record with 131 home runs on the season. The Tigers posted a 52-15 record, marking LSU's sixth 50-win season in eight years and the seventh in school history. LSU recorded a 20-10 SEC mark, sharing the conference title with



The June 9, 1996, headline of the Baton Rouge Sunday Advocate heralds LSU's CWS title.



All-American Eddie Yarnall earned CWS victories over Wichita State and Florida.



Seniors Chad Cooley (left) and Tim Lanier display the gold jersey LSU wore during its national title drive. The jerseys were later auctioned by the Tiger Athletic Foundation, raising \$38,000 for LSU Baseball.



Warren Morris presents his CWS home run bat to LSU athletic director Joe Dean as head coach Skip Bertman looks on. The presentation was made in Alex Box Stadium prior to Team USA's summer tour game versus Australia on June 20, 1996.



Justin Bowles was named to the CWS-All Tournament team.

Florida and Alabama.

Shortstop Jason Williams became the SEC career leader in runs scored (270), and he became LSU's all-time hits leader with 327. First baseman Eddy Furniss, a first-team all-America selection, set the SEC single-season mark for RBI (103) and the LSU single-season home run record (26). Pitcher Eddie Yarnall was also a first-team all-America choice, as he posted an 11-1 record, including two victories in the College World Series.

Furniss and pitcher Chris Demouy were named Academic all-Americans; Furniss had a 3.7 gpa in pre-medicine and Demouy a 3.8 gpa in management. Seven Tigers earned Academic all-SEC recognition, including Furniss, Demouy, Morris (3.5 gpa in zoology), catcher Tim Lanier (3.6 in kinesiology), designated hitter Brad Wilson (3.0 in general studies), catcher Kevin Ward (3.6 in electrical engineering) and pitcher Brian Daugherty (3.1 in kinesiology).

For the third time in six seasons, Bertman was named National Coach of the Year, an honor he received from *Collegiate Baseball*, *Baseball America* and the American Baseball Coaches Association.

LSU was No. 1 in the grandstand as well, as the Tigers led the nation in attendance by drawing a school-record 226,805 fans to Alex Box Stadium.

It was a remarkable season, culminated by arguably the greatest moment in LSU athletic history, a decisive swing of the bat by Warren Morris, who magnificently added his name to the list of Tiger legends.

1996 COLLEGE WORLD SERIES FACTS

CWS Records Set By LSU

Attendance

Session -- 23,905, LSU vs. Miami (Fla.)

Hits

Both Teams, Championship Game -- 29, LSU vs. Miami (Fla.)

Sacrifice Flies

Both Teams, Championship Game -- 5, LSU vs. Miami (Fla.)

Game Time

Championship Game (9-inning game) -- 3:19, LSU vs. Miami (Fla.)

CWS Records Tied By LSU

Saves

Series -- 3, LSU

Doubles

Both Teams, Championship Game -- 6, LSU vs. Miami (Fla.)

1996 College World Series All-Tournament Team

CatcherTim Lanier, LSU
First BaseChris Moller, Alabama
Second BaseRudy Gomez, Miami (Fla.)
Third BasePat Burrell, Miami (Fla.)
ShortstopAlex Cora, Miami (Fla.)
OutfieldJustin Bowles, LSU
OutfieldMichael DeCelle, Miami (Fla.)
OutfieldBrad Wilkerson, Florida
Designated HitterChuck Hazzard, Florida
PitcherJ.D. Arteaga, Miami (Fla.)
PitcherEddie Yarnall, LSU

Most Outstanding Player

Pat Burrell, Miami (Fla.)

INTRO

THIS IS LSU

PREVIEW

TIGERS

COACHES

REVIEW

HISTORY

RECORDS

LSU

1997

INTRO

THIS IS LSU

PREVIEW

TIGERS

COACHES

REVIEW

HISTORY

RECORDS

LSU

PLAYERS

Kurt Ainsworth, RHP
 Jason Albritton, RHP
 Blair Barbier, 2B
 Bryon Bennett, OF
 Tom Bernhardt, OF
 Eric Berthelot, LHP
 John Blancher, INF
 Christian Bourgeois, IB
 Matt Colvin, LHP
 Patrick Coogan, RHP
 Brad Cresse, C
 Casey Cuntz, 3B
 Mike Daly, INF
 Brian Daugherty, RHP
 Wes Davis, OF
 Chris Demouy, LHP
 Clint Earnhart, C
 Eddy Furniss, IB
 Jamin Garidel, C
 Dan Guillory, RHP
 Cedrick Harris, OF
 Jeff Harris, RHP
 Cody Hartshorn, RHP
 Courtney Hernandez, C
 Danny Higgins, INF
 Conan Horton, C
 David Hughes, LHP
 Sonny Knoll, RHP
 Mike Koerner, CF
 Brandon Larson, SS
 Antonio Leonardi-Cattolica, RHP
 Jeff Lipari, IB
 Trey McClure, 3B
 Joey Painich, RHP
 Keith Polozola, INF
 Kevin Shipp, RHP
 Antoine Simon, OF
 Johnnie Thibodeaux, INF
 Doug Thompson, RHP
 Drew Topham, INF
 Jeremy Tyson, RHP
 Jeremy Witten, OF

COACHES

Skip Bertman - Head Coach
 Jim Schwanke - Assistant Coach
 Mike Bianco - Assistant Coach
 Daniel Tomlin - Assistant Coach
 Kurt Hester - Strength Coach
 Dan Canevari - Admin. Assistant

MANAGERS

Mike Boniol
 Wes Penn

TRAINERS

Shawn Eddy
 Mike Eisen



On June 7, 1997, the LSU Fighting Tigers justified the pre-season status bestowed upon them by *Baseball America* magazine as college baseball's "Team of the '90s" by defeating Southeastern Conference rival Alabama, 13-6, in the championship game of the College World Series. The game was witnessed by a record crowd of 24,401 in Omaha's Rosenblatt Stadium.

LSU won its fourth NCAA championship of the 1990s (1991, 1993, 1996, 1997), and the Tigers became the first team to win back-to-back titles

since Stanford accomplished the feat in 1987-88. Head coach Skip Bertman joined Rod Dedeaux of Southern California as the only coaches to win four College World Series championships. Bertman was named the 1997 National Coach of the Year, receiving that designation for the fifth time in his storied 14-year career.

Ironically, a month before the title match, the Crimson Tide humiliated the Tigers, 28-2, the worst loss in LSU's 104-year baseball history. But in the CWS championship contest, the Tigers

exploded to a 9-0 lead after two innings and never looked back. LSU won its eighth straight CWS game over two seasons, and the Tigers improved their mark in NCAA (regional and CWS) tournament championship games to a phenomenal 16-0.

Prior to the win over Alabama, the Tigers posted CWS victories over Rice (5-4) and Stanford (10-5 and 13-9). LSU batted .328 (45-for-137) in the Series with seven doubles and 10 home runs. The Tigers averaged better than 10 runs per game in the CWS, outscoring their opponents, 41-24.



The June 13, 1997, headline of the Baton Rouge Advocate heralds LSU's fourth CWS title.



Junior right-hander Patrick Coogan was the ace of the '97 staff as he posted a 14-3 record and a 4.46 ERA with 144 strikeouts in 125 innings.



Senior pitcher Brian Daugherty lifts the 1997 NCAA championship trophy at a special ceremony in the Pete Maravich Assembly Center. Nearly 8,000 fans welcomed the Tigers home the day after their triumph in Omaha, Neb.

The championship game completed a 57-13 campaign for Skip Bertman and his club, as the Tigers established the Southeastern Conference record for most victories in a season. LSU, which returned only two starting position players from its 1996 national championship club, also claimed the '97 SEC championship, the school's sixth conference crown of the 1990s.

LSU roared to a blistering 19-0 start, establishing the SEC mark for most consecutive victories. The Tigers, who began the season ranked No. 8 (*Collegiate Baseball*) and No. 13 (*Baseball America*) in the pre-season polls, ascended to No. 1 by March 10, holding that position for 10 consecutive weeks.

After claiming the SEC title, LSU played host to the NCAA South I Regional, where the Tigers, after suffering a third-round loss to South Alabama, battled back to claim their ninth CWS berth in 12 seasons. LSU posted a thrilling 14-7, 11-inning victory over Long Beach State in an elimination game to force a rematch with South Alabama in the regional championship round. Needing two victories over USA, the Tigers launched eight homers in a doubleheader sweep en route to the regional title. LSU hit .339 (82-for-242) in its six regional games, outscoring the opposition 76-29 while unloading 20 home runs. Third baseman Trey McClure was named the regional's Most Outstanding Player, as he hit .435 (10-for-23) with five doubles, two homers and 10 RBI.

LSU completed the year with an NCAA-record 188 home runs,



Junior right-hander Doug Thompson was the winning pitcher in the 1997 national championship game, working the final 4.2 innings in the 13-6 win over Alabama.



Senior rightfielder Tom Bernhardt led LSU with a .615 batting average in the CWS.

breaking the previous mark of 161 homers set by Brigham Young in 1988. The Tigers homered at least once in all 70 of their games.

All-American junior shortstop Brandon Larson enjoyed a remarkable season, batting .381 on the year with 40 homers and 118 RBI. He established SEC single-season records for homers, RBI and total bases (250), and he became just the fourth player in NCAA history to collect 40 or more homers in a season.

Patrick Coogan (14-3, 4.63 ERA, 144 K), a junior right-hander, earned first-team all-America honors, while first baseman Eddy Furniss (.378, 17 HR, 77 RBI) was a third-team all-America selection. Second baseman Blair Barbier (.353, 15 HR, 57 RBI) earned Freshman all-America recognition.

Also enjoying outstanding campaigns were junior center fielder Mike Koerner (.353, 22 HR, 69 RBI), senior right fielder Tom Bernhardt (.322, 17 HR, 49 RBI) and Doug Thompson (12-3, 4.63 ERA, 158 K), a junior right-hander who earned the victory in the national championship game.

The '97 Tigers magnificently maintained LSU's reign as the "Team of the '90s." Not since Southern California won five straight national titles in the 1970s was one school so dominant in the college baseball landscape.

1997 COLLEGE WORLD SERIES FACTS

CWS Records Set By LSU

Most At-Bats (9-inn. game)

Both Teams, Championship Game -- 79, LSU vs. Alabama

Most Runs

Both Teams, Championship Game -- 19, LSU vs. Alabama

Most RBI

Both Teams, Championship Game -- 19, LSU vs. Alabama

Most Strikeouts (9-inn. game)

Both Teams, Championship Game -- 25, LSU vs. Alabama

CWS Records Tied By LSU

Most Home Runs

Team, Game -- 5, LSU vs. Stanford

Most Pitchers Used

Team, Game -- 7, LSU vs. Stanford

Most Hit Batters

Both Teams, Game -- 4, LSU vs. Stanford

Most At-Bats (9-inn. game)

Individual, Championship Game --

6, Brandon Larson, LSU vs. Alabama

6, Mike Koerner, LSU vs. Alabama

Most Wild Pitches

Individual, Game -- 3, Patrick Coogan, LSU vs. Alabama

Team, Game -- 4, LSU vs. Alabama

Most Runs

Team, Championship Game -- 13, LSU vs. Alabama

Most RBIs

Team, Championship Game -- 13, LSU vs. Alabama

Most Doubles

Both Teams, Championship Game -- 6, LSU vs. Alabama

1997 College World Series All-Tournament Team

CatcherMatt Frick, Alabama
First BaseEddy Furniss, LSU
Second BaseJoe Caruso, Alabama
Third BaseAndy Phillips, Alabama
ShortstopBrandon Larson, LSU
OutfieldMike Koerner, LSU
OutfieldTom Bernhardt, LSU
OutfieldG.W. Keller, Alabama
Designated HitterMark Peer, Alabama
PitcherJeff Austin, Stanford
PitcherJarrod Kingrey, Alabama

Most Outstanding Player

Brandon Larson, LSU

INTRO

THIS IS LSU

PREVIEW

TIGERS

COACHES

REVIEW

HISTORY

RECORDS

LSU

2000

PLAYERS

Jeremy Alford, OF
 Blair Barbier, 3B
 Christian Bourgeois, OF
 Billy Brian, P
 Victor Brumfield, INF
 Brad Cresce, C
 Mike Daly, INF
 Brad David, P
 Thomas Evans, INF
 Mike Fontenot, 2B
 Jamin Garidel, C
 Hunter Gomez, P
 Weylin Guidry, P
 Cedrick Harris, OF
 Brad Hawpe, IB
 Trey Hodges, P
 Ryan Jorgensen, C
 Jeff Lipari, IB
 Jeremy Loftice, P
 Billy McBride, OF
 Heath McMurray, P
 Nathan Meiners, C
 David Miller, P
 Tommy Morel, OF
 Tim Nugent, P
 Bo Pettit, P
 Wally Pontiff, OF
 David Raymer, OF
 Ryan Richard, P
 Ben Saxon, P
 Jason Scobie, P
 David Shank, P
 Antoine Simon, OF
 Chucky Son, P
 Brian Tallet, P
 Sam Taulli, P
 Ryan Theriot, SS
 Johnnie Thibodeaux, OF
 Chad Vaught, P
 Jeremy Witten, OF
 Ray Wright, OF
 Shane Youman, P

COACHES

Skip Bertman - Head Coach
 Dan Canevari - Assistant Coach
 Turtle Thomas - Assistant Coach
 Bill Dailey - Assistant Coach
 Curtis Tsuruda - Strength Coach
 Bill Franques - Admin. Assistant

MANAGERS

Jody Autery
 Mike Boniol
 Johnny Collins
 Wes Penn
 Joey Quilio

TRAINERS

Shawn Eddy
 Shaun Duhe



Trailing Stanford 5-2 with one out in the bottom of the eighth inning of the 2000 national championship game, the LSU Tigers appeared to have little hope, especially with Cardinal ace Justin Wayne on the mound. Wayne had subdued LSU's bats, allowing no hits while recording seven strikeouts in 3.1 relief innings. In fact, Wayne and Stanford starter Jason Young had combined to hold the Tigers hitless since the second inning, when left field Jeremy Witten singled during a two-run LSU rally.

LSU's only highlight after the second inning had come on defense, when right fielder Ray Wright robbed Stanford's Edmund Muth of a third-inning, two-run homer by leaping above the wall to make a sensational catch.

Thus, when LSU team captain Blair Barbier stepped to the plate with one out in the eighth, everything pointed toward a Stanford victory celebration. After all, the Cardinal were just five outs away from a national championship with arguably the best pitcher in the country on the mound.

Barbier, undaunted, envisioned a much different scenario. Prior to the inning, he had gathered his teammates in the dugout, imploring them to remain focused, asking them, "DO YOU BELIEVE?" He hoped his words would spark a positive reaction, yet he knew they would be meaningless should he fail in this at-bat, likely the final at-bat of the senior third baseman's brilliant college career.

So, Barbier stood in against Wayne and battled for his team's survival. He stubbornly fouled off several two-strike offerings, before finally



The June 18, 2000, headline of the Baton Rouge Sunday Advocate heralds LSU's CWS title.



Pitcher Trey Hodges was voted the Most Outstanding Player of the 2000 CWS.



ripping a line drive over the left field wall of Rosenblatt Stadium. Barbier's solo shot was his third homer of the College World Series, and the Tigers had life, now down by two runs.

Wally Pontiff then drew a walk from Wayne, but the Stanford right-hander retired center fielder Cedrick Harris on a fly ball to right field for the second out. Witten, who was hitting just .200 (3-for-15) in the CWS, would be Wayne's next challenge.

In his only other at-bat against Wayne, Witten, a fifth-year senior, fanned on just three pitches. And, in this at-bat, Witten again quickly fell behind in the count. Knowing that this was perhaps the final at-bat of his college career, indeed the final at-bat of his entire baseball career, Witten would not succumb to Wayne's darting slider. Instead, he launched a soaring liner into the left-center field seats, just out of the reach of Cardinal left fielder Andy Topham.

The Rosenblatt Stadium crowd of over 24,000 erupted as Witten triumphantly rounded the bases, celebrating just his seventh homer of the season. LSU 5, Stanford 5 . . . and the drama was just beginning.

Wayne retired Wright on a liner to left to end the eighth inning, but Stanford could not recover its lost momentum. LSU right-hander Trey Hodges, who had kept the Tigers in the game with three scoreless relief innings, easily retired the Cardinal in the top of the ninth, setting the stage for the game's final act.

LSU shortstop Ryan Theriot grounded Wayne's first pitch of the ninth into left field to place the winning run on first base. Head coach Skip Bertman, electing not to bunt Theriot down to second base, allowed second baseman Mike Fontenot to swing away. Fontenot skillfully drew a full-count walk from Wayne, placing the Tigers' destiny in the potent bat of catcher Brad Cresse.

Cresse, like Barbier and Witten before him, was standing at the plate for the final time in an LSU uniform. The nation's leader in home runs (30) and RBI (105), the senior was just 1-for-12 in the College World Series. He had struck out in his two previous at-bats against Wayne, who desperately needed a double play to work his way out of the jam.

As he had in his first two encounters with Cresse, Wayne opened with his devastating slider. Strike one. Wayne fired the slider again, but this time Cresse smashed it, sending the ball sharply into left field. Theriot raced around third base as Topham picked up the ball and heaved it toward home plate. But, the throw was up the line and Theriot slid safely across the plate as his teammates burst from the third-base dugout to embrace him. The wave of jubilant Tigers then moved to the infield, engulfing Cresse at first base.

LSU 6, Stanford 5. The Tigers had secured the school's fifth NCAA title since 1991 with a courageous effort, scoring four runs in their final two at-bats to erase a three-run deficit. Blair Barbier's eighth-inning challenge to his teammates was answered in resounding fashion. The 2000 LSU Tigers, without question, did believe.



The Tigers posted a 52-17 record, including a 13-0 post-season mark.



Team captain Blair Barbier displays the NCAA Championship trophy to the throng of fans which welcomed home the Tigers.

2000 COLLEGE WORLD SERIES FACTS

CWS Records Set or Tied by LSU

Records Broken

Hit Batters, Game, Both Teams - 6, Stanford (4) vs. LSU (2), June 17
Balks, Series, Team - 3, LSU

Records Tied

Hit by Pitch, Series, Individual - 3, Blair Barbier, LSU
Balks, Series, Individual - 2, Trey Hodges, LSU

2000 College World Series All-Tournament Team

Catcher	Beau Craig, Southern California
First Base	Craig Thompson, Stanford
Second Base	Mike Fontenot, LSU
Third Base	Blair Barbier, LSU
Shortstop	Ryan Theriot, LSU
Outfield	Steven Feehan, Louisiana-Lafayette
Outfield	Edmund Muth, Stanford
Outfield	Joe Borchard, Stanford
Designated Hitter	Brad Hawpe, LSU
Pitcher	Trey Hodges, LSU
Pitcher	Jon McDonald, Florida State

Most Outstanding Player

Trey Hodges, LSU

INTRO

THIS IS LSU

PREVIEW

TIGERS

COACHES

REVIEW

HISTORY

RECORDS

LSU

LSU 8, Florida 1 - May 31, 1991

ROSENBLATT STADIUM - OMAHA, NEB.

FLORIDA	AB	R	H	RBI	LSU	AB	R	H	RBI
Majeski, lf	5	0	2	0	Johnson, 2b	3	2	1	0
Polcovich, ss	2	0	1	0	Rios, cf	5	1	1	0
Killen, lb	4	0	0	0	Mouton, rf	4	3	3	5
Perry, 3b	4	1	0	0	Cordani, lf	4	0	1	1
Purvis, rf	4	0	1	0	Hymel, c	2	0	1	1
Linares, c	3	0	0	0	Garrity, dh	3	1	1	1
Duva, cf	3	0	0	0	Tellechea, lb	3	0	2	0
Bell, ph	1	0	1	0	C. Moock, 3b	4	0	1	0
Camposano, dh	4	0	0	0	Sheets, ss	3	1	0	0
Rich, 2b	4	0	1	0	Johnson, 2b	2	0	1	0
TOTALS	34	1	8	0	TOTALS	31	8	11	8
Florida	0	0	0	1	0	0	0	1	8
LSU	1	0	0	2	1	0	4	0	x - 8

E-Rich. DP-Florida 4, LSU 1. LOB-Florida 9, LSU 6. 2B-Perry (2). 17. 3B-Majeski (3). HR-Mouton 2 (12), Garrity (2). SB-Majeski (24). SF-Hymel.

FLORIDA	IP	H	R	ER	BB	SO
Burke (L, 8-5)	4.0	6	3	3	1	3
Scott	2.0*	3	4	4	2	1
Pricher	1.0	2	1	1	1	0
Bonnano	1.0	0	0	0	0	0
LSU	IP	H	R	ER	BB	SO
Byrd	4.2	4	1	1	3	2
Ogea (W, 13-5)	2.1	1	0	0	0	4
LaRosa	1.0	2	0	0	0	2
Greene	1.0	1	0	0	0	1

* Scott faced three batters in seventh.

HBP-Johnson by Scott, Hymel by Pricher. WP-Burke. PB-Linares. U-Yeast, Patch, Lopina, Hagler. T-2:59. A-12,403.

LSU 15, Fresno State 3 - June 2, 1991

ROSENBLATT STADIUM - OMAHA, NEB.

LSU	AB	R	H	RBI	FRESNO STATE	AB	R	H	RBI
Tk Johnson, 2b	3	0	0	1	Noel, cf	5	0	1	0
Neal, 2b	1	0	0	1	Romero, 2b	4	0	0	0
Rios, cf	5	0	0	0	Wood, ss	4	0	3	0
Mula, ph-cf	0	0	0	0	Td Johnson, c	4	0	1	0
Mouton, rf	3	1	1	1	Togher, lb	4	0	0	0
Berrios, ph-rf	2	0	0	0	Judice, rf	2	1	0	0
Cordani, lf	5	1	2	0	Champlin, dh	2	0	0	0
Hymel, c	4	2	2	3	Bonifazio, ph	1	0	0	0
Antonini, ph-c	2	0	0	0	E. Greene, ph	0	1	0	0
Garrity, dh	3	3	1	0	Falco, 3b	4	1	2	2
Cook, ph	1	1	1	0	Spearman, lf	3	0	0	0
Tellechea, lb	5	3	3	1	Brown, ph	1	0	0	1
C. Moock, 3b	3	1	3	3					
Garcia, 3b	0	1	0	0					
Sheets, ss	4	2	2	4					
TOTALS	41	15	15	14	TOTALS	34	3	7	3
LSU	0	3	0	4	1	3	0	0	4 - 15
Fresno State	0	2	0	0	0	0	0	0	1 - 3

E-Tk Johnson, Spearman, Td Johnson, Judice, Togher, Patterson. DP-LSU 1, FSU 1. LOB-LSU 8, FSU 7. 2B-Tellechea 2 (23), C. Moock (7), Wood (17). 3B-C. Moock (3), Cook (1), Sheets (4). HR-Hymel 2 (23), Falco (11). CS-Mouton. SH-Sheets. SF-Tk Johnson.

LSU	IP	H	R	ER	BB	SO
Sirotko (W, 11-0)	6.0	5	2	2	2	2
LaRosa	2.0	1	0	0	0	0
R. Greene	1.0	1	1	1	1	1
FRESNO STATE	IP	H	R	ER	BB	SO
Saitz (L, 8-6)	3.1	6	7	5	2	2
Salazar	2.1	5	4	4	2	1
Greenlee	0.1*	1	0	0	1	0
Minor	2.0*	3	4	3	1	0
Patterson	1.0	0	0	0	1	2

* Greenlee pitcher to two batters in seventh.

Minor pitched to four batters in ninth. WP-Saitz, R. Greene. U-Rosenberry, Yeast, Pedersen, Lopina. T-2:55. A-16,329.

LSU 19, Florida 8 - June 5, 1991

ROSENBLATT STADIUM - OMAHA, NEB.

LSU	AB	R	H	RBI	FLORIDA	AB	H	R	RBI
Johnson, 2b	5	4	3	2	Majeski, lf	5	0	1	0
Rios, cf	3	3	0	1	Polcovich, ss	4	2	3	0
Mula, ph-cf	1	0	0	0	MacDonald, ss	0	0	0	0
Mouton, rf	3	2	2	4	Killen, lb	4	2	2	1
Berrios, ph-rf	1	1	0	0	Knight, lb	0	0	0	0
Cordani, lf	3	1	0	1	Perry, 3b	4	1	3	1
Hymel, c	5	3	3	6	Russo, 3b	1	0	0	0
Garrity, dh	4	1	0	0	Purvis, rf	5	1	1	0
Cook, ph	1	0	0	0	Linares, c	4	2	3	6
Tellechea, lb	5	2	2	0	Valdes, 2b	1	0	0	0
C. Moock, 3b	5	2	2	2	Duva, cf	4	0	0	0
Garcia, ph-3b	1	0	1	0	Camposano, dh	4	0	0	0
Sheets, ss	5	0	0	0	Rich, 2b	3	0	0	0
Neal, ph-ss	1	0	1	0	Bell, c	1	0	0	0
TOTALS	43	19	14	16	TOTALS	40	8	13	8
LSU	3	0	0	5	5	3	0	3	19
Florida	2	0	0	0	2	0	3	1	0

E-Polcovich, Purvis, Valdes. LOB-LSU 10, Florida 8. 2B-C. Moock (8), Killen (15). HR-Hymel 2 (25), Linares 2 (14), Mouton (13). SB-Rios (4), Polcovich (20), Perry (9). SF-Cordani.

LSU	IP	H	R	ER	BB	SO
Byrd (W, 8-3)	5.0	9	4	4	2	5
Ogea	1.0	0	0	0	0	0
LaRosa	1.0	3	3	3	0	1
Herry	1.0	1	1	1	1	2
Greene	1.0	0	0	0	0	2
FLORIDA	IP	H	R	ER	BB	SO
Corbitt (L, 2-1)	3.1	6	8	8	4	1
Bonanno	0.2*	1	2	2	1	0
Pricher	4.0	4	6	3	3	3
Brennan	0.0*	1	3	2	1	0
McClellan	1.0	2	0	0	1	2

* Bonanno pitched to two batters in fifth. Brennan pitched to three batters in ninth.

HBP-Mouton and Hymel by Bonnano. WP-Herry, McClellan. PB-Hymel. U-Patch, Lopina, Rosenberry, Yeast. T-3:35. A-13,613.

LSU 6, Wichita State 3 - June 8, 1991

ROSENBLATT STADIUM - OMAHA, NEB.

LSU	AB	R	H	RBI	WICHITA STATE	AB	R	H	RBI
Johnson, 2b	4	1	1	0	Hall, 2b	3	1	2	0
Rios, cf	3	3	2	2	Wimmer, ss	4	0	1	0
Mouton, rf	4	2	0	0	Audley, cf	3	1	0	1
Cordani, lf	4	0	1	3	Mirabelli, c	3	0	0	0
Hymel, c	3	0	1	0	T. Dreifort, rf	3	0	1	1
Garrity, dh	4	0	2	1	Jones, 3b	3	0	0	0
Tellechea, lb	3	0	0	0	McClighn, dh	1	0	0	0
C. Moock, 3b	3	0	0	0	D. Dreifort, dh	3	0	0	0
Sheets, ss	3	0	1	0	White, lb	4	0	0	0
					Tilma, lf	3	1	1	1
TOTALS	31	6	8	6	TOTALS	30	3	5	3
LSU	2	2	0	2	0	0	0	0	6
Wichita State	1	0	0	1	0	0	0	1	0

E-Green. DP-LSU 1, WSU 3. LOB-LSU 7, WSU 5. 2B-Rios (11). 3B-Cordani (3). HR-Rios (4), Tilma (6). SB-Hall 3 (59), Wimmer (54). SF-Cordani, T. Dreifort.

LSU	IP	H	R	ER	BB	SO
Ogea (W, 14-5)	7.0*	4	3	2	4	3
Greene (S, 14)	2.0	1	0	0	0	2
WICHITA STATE	IP	H	R	ER	BB	SO
Green (L, 11-2)	3.0*	5	4	4	3	3
D. Dreifort	4.1	3	2	2	2	1
Bluma	1.2	0	0	0	0	2

* Ogea pitched to two batters in eighth. Green pitched to one batter in fourth.

HBP-Hymel by Green. Rios and C. Moock by D. Dreifort. PB-Hymel. U-Hagler, Patch, Rosenberry, Pedersen, Lopina, Yeast. T-2:54. A-16,612.

LSU 7, Long Beach State 1 - June 4, 1993

ROSENBLATT STADIUM - OMAHA, NEB.

LSU	AB	R	H	RBI	LONG BEACH ST.	AB	R	H	RBI
Williams, 3b	3	0	1	0	Cradle, cf	4	0	1	0
Rios, cf	4	1	0	0	Martins, 2b	3	0	1	0
Johnson, ss	5	1	3	2	Swanson, lb	3	0	0	0
Walker, 2b	4	0	0	0	Davis, ph	1	0	0	0
Berrios, rf	4	0	1	0	Curtis, rf	3	0	0	0
Neal, dh	4	1	1	0	Smith, dh	3	0	0	0
Antonini, c	2	1	0	0	Rodriguez, ss	3	0	0	0
Huffman, pr	0	1	0	0	Davisson, lf	3	0	0	0
Berardi, c	0	0	0	0	Whatley, c	3	1	1	0
Greely, lf	4	2	2	5	Falsken, 3b	3	0	0	0
Jackson, lb	4	0	0	0					
TOTALS	34	7	8	7	TOTALS	29	1	3	0
LSU	0	0	0	0	0	0	3	2	2
Long Beach St.	0	0	0	0	0	1	0	0	1

E-Falsken, Sirotko. DP-LSU 1, LBS 2. LOB-LSU 6, LBS 2. 2B-Cradle (13), Whatley (8), Neal (19). HR-Greely 2 (5), Johnson (8). SB-Williams (12). CS-Martins.

LSU	IP	H	R	ER	BB	SO
Sirotko (W, 11-5)	9.0	3	1	0	0	9

LONG BEACH STATE	IP	H	R	ER	BB	SO
Choi (L, 16-2)	7.1	5	5	5	4	3
Gonzalez	0.2	1	0	0	0	0
Goldstein	0.1	1	2	2	2	1
Wise	0.2	1	0	0	0	0

WP-Choi, Gonzalez. U-Jenkins, Thompson, Garman, L'Heureux. T-2:40. A-16,963.

LSU 13, Texas A&M 8 - June 6, 1993

ROSENBLATT STADIUM - OMAHA, NEB.

TEXAS A&M	AB	R	H	RBI	LSU	AB	R	H	RBI
Harlan, lf	4	2	2	1	Williams, 3b	5	2	0	0
Harris, ss	5	1	1	1	Rios, cf	4	3	2	2
Thomas, cf	5	1	2	1	Johnson, ss	3	2	1	0
Curl, lb	5	2	1	0	Walker, 2b	4	3	1	6
Lewis, c	5	1	1	1	Berrios, rf	5	0	1	2
Trimble, dh	1	1	1	0	Neal, dh	3	1	1	1
Minor, ph-dh	3	1	1	1	Greely, lf	3	0	2	0
Gonzalez, 2b	4	0	1	0	Cooley, pr-lf	0	0	0	0
Fedora, 3b	3	1	3	3	Antonini, c	3	1	1	0
Claybrook, rf	2	0	0	0	Jackson, lb	4	1	1	1
Smith, ph-rf	2	0	0	0					
TOTALS	39	8	13	8	TOTALS	34	13	10	12
Texas A&M	0	0	0	2	5	1	0	0	0
LSU	0	0	0	2	4	0	1	6	x

E-Harris 2, Curl, Lewis, Greely, Moore, Walker. DP-A&M 2. LOB-A&M 14, LSU 4. 2B-Trimble (10), Harris (9), Jackson (17). HR-Walker (20). SB-Thomas (21). SF-Neal, Fedora.

TEXAS A&M	IP	H	R	ER	BB	SO
Moore	6.2	5	7	3	5	6
Clemons (L, 6-2)	1.1	5	6	6	1	0

LSU	IP	H	R	ER	BB	SO
Laxton	4+	7	4	4	3	4
Hunt	1.0	2	3	3	3	0
Malejko	1+	2	1	0	0	1
Schultz (W, 7-3)	2+	2	0	0	1	4
Rutledge	1.0	0	0	0	0	0

Laxton pitched to two batters in fifth. Malejko pitched to one batter in seventh. Schultz pitched to one batter in ninth.
HBP-Curl by Hunt, Harlan by Malejko. WP-Moore 2, Laxton, Schultz. U-Graham, Jenkins, January, Garman. T-3:43. A-18,316.

Long Beach State 10, LSU 8 - June 9, 1993

ROSENBLATT STADIUM - OMAHA, NEB.

LSU	AB	R	H	RBI	LONG BEACH ST.	AB	R	H	RBI
Williams, 3b	4	0	0	0	Cradle, cf	5	0	1	0
Rios, cf	4	1	2	1	Martins, 2b	3	2	0	0
Johnson, ss	4	1	1	0	Swanson, lf	3	2	2	1
Walker, 2b	3	1	0	0	Davis, ph-lf	1	1	1	2
Berrios, rf	5	1	1	0	Curtis, rf	4	2	2	2
Neal, dh	4	2	1	0	Liefer, dh	4	2	3	3
Greely, lf	4	1	3	2	Rodriguez, ss	5	0	1	1
Antonini, c	3	0	1	1	Smith, lb	3	1	2	1
Jackson, lb	4	1	1	0	Whatley, c	3	0	1	0
					Falsken, 3b	2	0	1	1

TOTALS	35	8	10	4	TOTALS	33	10	14	10
LSU	0	2	0	0	0	6	0	0	8
Long Beach St.	1	1	0	0	3	0	1	x	10

E-Johnson, Martins 2. DP-LSU 2, LBS 1. LOB-LSU 8, LBS 9. 2B-Berrios (22), Greely (9), Smith (8). 3B-Greely (1). HR-Liefer (12), Davis (5), Curtis (12). SB-Rios 2 (20), Liefer (8). CS-Rios, Smith 2, Antonini. SH-Whatley. SF-Smith.

LSU	IP	H	R	ER	BB	SO
Chamberlain	4.1	6	5	4	4	2
Hunt	2.2+	4	2	2	2	1
Sirotko (L, 11-6)	1.0	4	3	3	0	0

LONG BEACH STATE	IP	H	R	ER	BB	SO
Fontes	2.0	2	2	2	2	1
Goldstein	3.2	7	5	3	4	5
Gonzalez (W, 4-2)	3.1	1	1	0	2	4

Hunt pitched to one batter in eighth.

HBP-Falsken by Chamberlain, Liefer by Hunt. WP-Goldstein. U-Graham, January, Jenkins, Garman. T-3:28. A-13,727.

LSU 6, Long Beach State 5 - June 11, 1993

ROSENBLATT STADIUM - OMAHA, NEB.

LONG BEACH ST.	AB	R	H	RBI	LSU	AB	R	H	RBI
Cradle, cf	2	1	0	0	Williams, 3b	4	2	2	0
Martins, 2b	4	1	1	0	Rios, cf	5	2	3	3
Davis, lf	5	1	1	2	Johnson, ss	3	0	1	0
Curtis, rf	4	0	1	0	Walker, 2b	5	1	4	3
Smith, lb	4	0	2	0	Berrios, rf	4	0	1	0
Richardson, ph	1	1	0	0	Neal, dh	4	0	2	0
Swanson, lb	0	0	0	0	Greely, lf	4	0	0	0
Liefer, dh	4	1	2	0	Antonini, c	4	0	1	0
Whatley, c	3	0	1	0	Huffman, pr	0	1	0	0
Rodriguez, ss	3	0	0	0	Jackson, lb	3	0	0	0
Falsken, 3b	5	0	1	1	Stocco, ph	1	0	0	0
TOTALS	35	5	9	3	TOTALS	37	6	14	6
Long Beach St.	2	0	1	0	0	0	0	2	5
LSU	0	1	0	0	0	1	1	0	3

One out when winning run scored.

E-Rios, Johnson, Sirotko, Whatley, Williams 2. DP-LBS 2. LOB-LBS 13, LSU 9. 2B-Smith 2 (10), Rios 2 (13). HR-Davis (6), Walker (21). SB-Curtis (5). CS-Cradle. SH-Whatley 2, Rodriguez 2.

LONG BEACH STATE	IP	H	R	ER	BB	SO
Fontana	6.2	10	3	3	1	3
Gonzalez (L, 4-3)	1.2	4	3	3	2	1

LSU	IP	H	R	ER	BB	SO
Sirotko (W, 12-6)	9.0	9	5	2	6	8

WP-Gonzalez. U-January, L'Heureux, Graham, Thompson. T-3:12. A-12,388.

LSU 8, Wichita State 0 - June 12, 1993

ROSENBLATT STADIUM - OMAHA, NEB.

WICHITA STATE	AB	R	H	RBI	LSU	AB	R	H	RBI
Hall, rf	5	0	0	0	Williams, 3b	3	1	1	1
Adams, ss	4	0	1	0	Rios, cf	3	0	1	4
Taylor, cf	2	0	0	0	Johnson, ss	3	1	1	0
Smith, lb	4	0	0	0	Walker, 2b	4	1	2	3
Dreifort, dh-p	3	0	1	0	Berrios, rf	4	0	2	0
J. Jackson, 2b	4	0	0	0	Neal, dh	4	1	1	0
Blake, 3b	3	0	0	0	Greely, lf	2	2	1	0
Tilma, lf	3	0	1	0	Huffman, lf	0	0	0	0
McCollough, c	2	0	0	0	Antonini, c	2	1	0	0
Lewallen, ph	1	0	0	0	K. Jackson, lb	3	1	1	0
Wheeler, c	0	0	0	0					
Mills, ph	1	0	0	0					
TOTALS	32	0	3	0	TOTALS	28	8	10	8
Wichita St.	0	0	0	0	0	0	0	0	3
LSU	2	3	2	0	0	0	1	x	8

E-Greely, K. Jackson. DP-WSU 2. LOB-WSU 10, LSU 7. 2B-K. Jackson (18). HR-Walker (22). SB-Greely (3), Johnson (19). SH-K. Jackson, Williams. SF-Rios 2.

WICHITA STATE	IP	H	R	ER	BB	SO
Wyckoff (L, 5-3)	1.1	3	5	5	3	0
Dreifort	1.2	4	2	2	2	2
Baird	5.0	3	1	1	1	4

LSU	IP	H	R	ER	BB	SO
Laxton (W, 12-1)	9.0	3	0	0	5	16

HBP-Antonini by Dreifort. U-Garman, January, Graham, Jenkins, Thompson, L'Heureux. T-2:52. A-20,268.

INTRO

THIS IS LSU

PREVIEW

TIGERS

COACHES

REVIEW

HISTORY

RECORDS

LSU

LSU 9, Wichita State 8 - June 1, 1996

ROSENBLATT STADIUM - OMAHA, NEB.

LSU	AB	R	H	RBI	WICHITA STATE	AB	R	H	RBI	
Williams, ss	4	1	1	1	Young, cf	4	2	1	0	
Koerner, cf	5	0	2	0	Wyckoff, lf/p	3	2	0	0	
Dunn, 3b	5	1	1	0	Blake, 3b	6	1	1	0	
Furniss, lb	4	1	0	0	McCollough, lb	4	0	1	1	
Moore, lb	0	0	0	0	Ryan, dh/lf	4	0	1	1	
Cooley, lf	4	1	2	0	Looper, p	0	0	0	0	
Wilson, dh	5	1	1	1	Thomas, ph	1	0	0	0	
Bowles, rf	2	3	1	0	Stine, rf	3	1	1	1	
Lanier, c	4	1	2	5	Reese, c	5	0	0	0	
Morris, 2b	3	0	1	2	Sorensen, ss	4	1	2	2	
					Hooper, 2b	4	0	2	0	
TOTALS	36	9	11	9	TOTALS	39	8	12	8	
LSU	1	1	5	0	2	0	0	9	11	4
Wichita State	0	0	1	0	2	1	1	2	1	8

E-Williams, Dunn, Esteves, McCullough. DP-LSU 1, Wichita State 1. LOB-LSU 8, Wichita State 15. 2B-Morris (2), McCullough (18), Stine (22). HR-Williams (6), Lanier (5), Blake (22), Sorensen (4). SB-Cooley (16), Bowles 2(12), Young 2(68), Ryan (3). CS-Young, SF-Morris, Stine

LSU	IP	H	R	ER	BB	SO
Yarnall (W, 12-1)	5.2	9	4	3	5	5
Esteves	0.2	0	1	0	1	0
Demouy	0.2+	2	2	2	1	1
Coogan	1.0+	1	1	1	2	2
Shipp (S, 1)	1.0	0	0	0	1	1

WICHITA STATE	IP	H	R	ER	BB	SO
Baird (L, 7-6)	2.2	5	6	2	3	3
Bauer	3.0	5	3	3	2	2
Wyckoff	3.0	1	0	0	2	6
Looper	0.1	0	0	0	0	1

Demouy pitched to two batters in the 8th. Coogan pitched to two batters in the 9th. WP-Shipp. PB-Reese. U-Christal, McKinney, Graham, Thompson. T-3:54. A-22,154.

LSU 9, Florida 4 - June 3, 1996

ROSENBLATT STADIUM - OMAHA, NEB.

FLORIDA	AB	R	H	RBI	LSU	AB	R	H	RBI			
D. Eckstein, 2b	5	1	2	1	Williams, ss	3	1	0	0			
Ellis, 3b	3	0	0	0	Koerner, cf	3	1	1	3			
Rigdon, p	0	0	0	0	Dunn, 3b	5	1	1	1			
Medina, ph	1	0	0	1	Furniss, lb	3	0	1	0			
Roll, p	0	0	0	0	Moore, lb	0	0	0	0			
Wilkerson, rf/p	4	0	1	0	Cooley, lf	5	1	2	2			
Hazzard, dh/lb	4	0	2	0	Wilson, dh	4	0	0	0			
Tamargo, ss	5	0	0	0	Bowles, rf	3	2	2	1			
Castaldo, c	4	0	0	0	Lanier, c	3	2	2	1			
Duncan, lb	2	1	1	0	Morris, 2b	4	1	2	1			
Walsh, rf	1	0	0	0								
R. Eckstein, 3b	2	1	1	0								
Chism, cf	4	1	2	0								
Ogle, lf	2	0	0	0								
TOTALS	37	4	9	2	TOTALS	33	9	11	9			
Florida	1	2	0	0	0	0	1	0	4	9	1	
LSU	0	2	0	2	0	0	3	2	x	9	11	5

E-Ellis, Williams, Dunn, Furniss, Laxton 2. DP-Florida 1, LSU 1. LOB-Florida 12, LSU 8. 2B-Lanier. 3B-Lanier. HR-D. Eckstein (9), Koerner (12), Cooley (14), Bowles (22). SB-Wilkerson (14), Chism (13), Williams (7), Morris (4). CS-Williams. S-Ogle. SF-Koerner.

FLORIDA	IP	H	R	ER	BB	SO
Rodriguez (L, 4-1)	3.0+	7	4	4	1	0
Wilkerson	3.2	3	3	3	3	3
Rigdon	0.1	0	0	0	1	0
Roll	1.0	1	2	2	2	0
LSU	IP	H	R	ER	BB	SO
Laxton (W, 8-2)	5.1	6	3	1	4	4
Shipp (S, 2)	3.2	3	1	0	1	4

Rodriguez pitched to two batters in the fourth.

WP-Roll, Wilkerson. U-Christal, McKinney, Jones, Gillmore. T-3:38. A-13,000.

LSU 2, Florida 1 - June 6, 1996

ROSENBLATT STADIUM - OMAHA, NEB.

FLORIDA	AB	R	H	RBI	LSU	AB	R	H	RBI				
D. Eckstein, 2b	5	0	1	1	Williams, ss	4	0	0	0				
Ellis, 3b	3	0	1	0	Koerner, cf	4	0	1	0				
Wilkerson, rf	4	0	2	0	Dunn, 3b	4	1	1	0				
Hazzard, dh	4	0	1	0	Furniss, lb	4	1	1	0				
Tamargo, ss	4	0	1	0	Moore, lb	0	0	0	0				
Castaldo, c	3	0	1	0	Cooley, lf	3	0	1	0				
Duncan, lb	2	1	0	0	Wilson, dh	3	0	0	1				
Haught, lf	2	0	0	0	Bowles, rf	4	0	1	1				
Ogle, lf	1	0	0	0	Lanier, c	3	0	0	0				
Chism, cf	3	0	0	0	Morris, 2b	2	0	0	0				
Walsh, ph	1	0	0	0									
TOTALS	32	1	7	1	TOTALS	31	2	5	2				
Florida	0	0	0	0	1	0	0	0	0	0	1	7	3
LSU	0	1	0	0	0	1	0	0	x	2	5	1	

E-Wilkerson, Duncan, Haught, Yarnall. LOB-Florida 9, LSU 9. 2B-Castaldo, Koerner. CS-Hazzard, Duncan.

FLORIDA	IP	H	R	ER	BB	SO
Kaufman (L, 11-5)	5.1	4	2	1	1	6
Rigdon	2.2	1	0	0	1	1
LSU	IP	H	R	ER	BB	SO
Yarnall (W, 11-1)	7.2	7	1	1	5	8
Coogan	0.1	0	0	0	0	0
Demouy	0.1	0	0	0	0	0
Esteves (S, 2)	0.2	0	0	0	0	0

HBP-Morris by Kaufman, Wilson by Kaufman. U-Gillmore, Graham, McKinney, Thompson. T-3:06. A-17,212.

LSU 9, Miami 8 - June 8, 1996

ROSENBLATT STADIUM - OMAHA, NEB.

MIAMI	AB	R	H	RBI	LSU	AB	R	H	RBI
Grimmett, cf	3	2	0	0	Williams, ss	4	0	1	0
Gomez, 2b	5	1	3	0	Koerner, cf	4	1	2	2
Burrell, 3b	4	1	1	1	Dunn, 3b	4	1	2	2
Rivero, rf/lf	3	1	1	1	Furniss, lb	4	0	2	1
DeCelle, lf	4	0	2	3	Cooley, lf	5	0	1	0
Moore, rf	0	0	0	0	Wilson, dh	5	1	1	0
Marcinczyk, lb	5	2	2	0	Bowles, rf	5	0	2	0
Cora, ss	5	0	3	3	Lanier, c	3	2	1	0
Saggese, dh	5	0	2	0	Morris, 2b	4	4	3	2
Gargiulo, c	3	1	0	0					
TOTALS	37	8	14	8	TOTALS	38	9	15	7
Miami	2	0	0	0	3	2	0	0	1
LSU	0	0	3	0	0	0	2	2	2
						1	-	8	14
						2	9	15	2

Two outs, 1 runner on when game ended.

E-Burrell, Rivero, Dunn, Furniss. LOB-Miami 9, LSU 10. 2B-Marcinczyk, Cora, Saggese, Wilson, Bowles, Morris. 3B-Cora. HR-Morris (1). SB-Gomez (28), Koerner (24), Lanier (2). CS-Koerner. S-Grimmett, Morris. SF-Burrell, Rivero, DeCelle, Koerner, Dunn.

MIAMI	IP	H	R	ER	BB	SO
Arteaga	6.2	10	5	3	2	7
Morrison (L, 4-2)	2.0	5	4	4	2	2
LSU	IP	H	R	ER	BB	SO
Shipp	5.2	11	7	5	3	3
Coogan (W, 6-0)	3.1	3	1	1	0	1

WP-Morrison. U-Graham, Christal, McKinney, Thompson, Gillmore, Jones. T-3:19. A-23,905.

LSU 5, Rice 4 - May 30, 1997

ROSENBLATT STADIUM - OMAHA, NEB.

RICE (47-15)	AB	R	H	RBI	LSU (54-13)	AB	R	H	RBI
Richards, 2b	4	0	1	0	Higgins, dh	3	0	0	0
Cathey, ss	5	0	0	0	Barbier, 2b	2	1	1	0
Berkman, lb	4	1	1	0	Larson, ss	4	1	1	2
Crosby, cf	4	1	0	0	Furniss, lb	3	2	2	0
Ford, rf	3	1	1	1	Koerner, cf	4	1	1	1
McLaughlin, c	4	1	2	0	McClure, 3b	3	0	1	0
Berg, dh	3	0	1	1	Bernhardt, rf	3	0	3	1
Baker, 3b	3	0	2	2	Witten, pr/rf	0	0	0	1
Savarino, lf	3	0	0	0	Davis, lf	3	0	0	0
Mathews, ph	1	0	0	0	Horton, c	3	0	0	0
TOTALS	34	4	8	4	TOTALS	28	5	9	5

Rice	0	1	0	0	0	2	0	1	0	-	4	8	1
LSU	0	1	0	1	0	0	0	3	x	-	5	9	1

E—Richards, Larson. DP—Rice 4, LSU 1. LOB—Rice 7, LSU 5. 2B—Furniss. 3B—Berkman. HR—Larson (38). SB—Ford 2 (12), Higgins (7). S—Ford. SF—Witten.

RICE	IP	H	R	ER	BB	SO
Nichols	6	7	2	2	3	0
Anderson (L, 10-2)	2	2	3	2	2	2

LSU	IP	H	R	ER	BB	SO
Thompson	6	6	3	3	2	9
Demouy (W, 6-1)	3	2	1	0	0	2

Nichols faced one batter in the 7th.

WP—Nichols, Anderson, Thompson. PB—Horton 2. HBP—Baker by Thompson. U—Hernandez, Rodriguez, Davis, Magnusson. T—2:31. A—20,551.

LSU 10, Stanford 5 - June 1, 1997

ROSENBLATT STADIUM - OMAHA, NEB.

LSU (55-13)	AB	R	H	RBI	STANFORD (44-19)	AB	R	H	RBI
Higgins, dh	3	1	1	0	Kilburg, lf	3	1	0	0
Polozola, ph	1	0	0	0	Muth, rf	4	0	1	1
Barbier, 2b	4	0	0	0	Hochgesang, 3b	4	0	0	0
Larson, ss	5	3	3	3	Schaeffer, c	4	0	1	2
Furniss, lb	4	3	2	2	Gall, dh	3	1	1	0
Koerner, cf	5	0	2	1	Gerut, cf	4	1	1	0
McClure, 3b	4	0	0	1	Quaccia, lb	4	0	1	1
Bernhardt, rf	4	0	1	0	Schrager, 2b	2	1	1	1
Witten, rf	0	0	0	0	Clark, ph	1	0	0	0
Davis, lf	4	2	1	1	Pecci, ss	3	1	1	0
Earnhart, c	3	1	2	2					
Cresse, ph/c	1	0	0	0					
TOTALS	38	10	12	10	TOTALS	32	5	7	5

LSU	3	0	0	2	2	0	2	1	0	-	10	12	1
Stanford	0	0	0	0	2	0	0	3	0	-	5	7	0

E—Larson. DP—LSU 1. LOB—LSU 4, Stanford 3. 2B—Koerner 2, Bernhardt, Gerut. HR—Larson 2 (40), Furniss (17), Davis (16), Earnhart (6). SB—Larson (9), Koerner (16). CS—Kilburg. SF—Schrager.

LSU	IP	H	R	ER	BB	SO
Coogan (W, 14-3)	7.1	6	5	3	1	6
Daugherty	1.2	1	0	0	0	0

STANFORD	IP	H	R	ER	BB	SO
Peterson (L, 11-3)	5	9	7	7	1	4
Cogan	3	3	3	3	1	2
Koons	1	0	0	0	0	1

WP—Coogan. HBP—Barbier by Peterson, Kilburg by Coogan. U—Davis, Mascorro, Hernandez, Garman. T—2:42. A—23,867.

LSU 13, Stanford 9 - June 4, 1997

ROSENBLATT STADIUM - OMAHA, NEB.

STANFORD (45-20)	AB	R	H	RBI	LSU (56-13)	AB	R	H	RBI
Kilburg, lf/rf	3	2	1	1	Higgins, dh	3	2	0	0
Muth, rf	4	2	3	0	Barbier, 2b	3	2	2	2
Clark, ph/lf	1	0	0	0	Larson, ss	4	1	1	0
Salter, ph	1	0	0	0	Furniss, lb	3	2	1	2
Hochgesang, 3b	5	1	3	5	Koerner, cf	3	3	2	5
Quaccia, lb	5	0	1	0	McClure, 3b	3	0	0	1
Gall, dh	4	0	1	0	Cuntz, ph/3b	2	0	0	0
Gerut, cf	5	1	2	0	Bernhardt, rf	2	2	1	1
Schaeffer, c	4	1	0	0	Witten, rf	1	0	0	0
Schrager, 2b	4	0	1	1	Davis, lf	3	1	1	0
Pecci, ss	5	2	4	1	Earnhart, c	4	0	1	1
TOTALS	41	9	16	8	TOTALS	31	13	9	12

Stanford	0	0	0	0	4	0	3	0	2	-	9	16	1
LSU	0	2	4	1	4	0	0	2	x	-	13	9	1

E—Hutchinson, Larson. DP—LSU 2. LOB—Stanford 11, LSU 6. 2B—Gall, Schrager, Davis. HR—Hochgesang (17), Koerner 2 (22). SB—Barbier (4), Koerner (17), Davis (12), Earnhart (7). SF—Koerner, Bernhardt.

STANFORD	IP	H	R	ER	BB	SO
Hutchinson (L, 8-4)	2	2	6	5	4	4
Cogan	2	3	2	2	1	1
Peterson	4	4	5	5	2	7

LSU	IP	H	R	ER	BB	SO
Thompson	4.1	8	4	4	1	3
Demouy	2	5	3	2	0	0
Shipp	0.2	0	0	0	2	1
Painich	0.1	0	0	0	1	0
Berthelot (W, 7-3)	1.1	1	1	1	0	3
Daugherty	0	2	1	1	0	0
Coogan (S, 3)	0.1	0	0	0	1	1

Cogan faced one batter in the 5th. Shipp faced one batter in the 8th. Daugherty faced three batters in the 9th.

WP—Demouy. HBP—Bernhardt by Hutchinson, Larson by Hutchinson, Higgins by Cogan, Schaeffer by Daugherty. U—Rodriguez, Mascorro, Hernandez, Garman. T—3:18. A—22,218.

LSU 13, Alabama 6 - June 7, 1997

ROSENBLATT STADIUM - OMAHA, NEB.

ALABAMA (56-14)	AB	R	H	RBI	LSU (57-13)	AB	R	H	RBI
Tidwell, cf	3	2	2	0	Higgins, dh	4	1	2	3
Caruso, 2b	4	1	3	4	Barbier, 2b	5	1	1	0
Phillips, 3b	5	0	1	0	Larson, ss	6	1	2	3
Mohr, rf	4	0	1	0	Furniss, lb	5	1	3	0
Keller, lf	4	1	0	0	Koerner, cf	6	2	1	1
Frick, c	5	1	1	0	McClure, 3b	3	1	0	0
Tucker, lb	4	0	1	2	Bernhardt, rf	4	3	3	3
Peer, dh	4	1	1	0	Witten, rf	0	0	0	0
Duncan, ss	4	0	1	0	Davis, lf	4	1	1	3
					Earnhart, c	2	0	0	0
					Horton, c	1	2	1	0
TOTALS	39	6	11	6	TOTALS	40	13	15	13

Alabama	0	0	2	2	0	0	0	2	0	-	6	11	3
LSU	6	3	0	0	0	2	1	1	x	-	13	15	1

E—Caruso, Duncan, Henderson, McClure. DP—Alabama 1, LSU 1. LOB—Alabama 9, LSU 13. 2B—Caruso, Phillips, Tucker, Peer, Bernhardt, Davis. HR—Caruso (15), Higgins (11), Bernhardt (17). SB—Caruso (13).

ALABAMA	IP	H	R	ER	BB	SO
Daniel (L, 5-1)	0.2	5	5	4	0	0
Kingrey	3.2	5	4	0	6	4
Henderson	2.1	4	3	2	1	4
Hurst	1.1	1	1	1	2	2

LSU	IP	H	R	ER	BB	SO
Coogan	4.1	6	4	4	1	8
Thompson (W, 12-3)	4.2	5	2	2	1	7

WP—Coogan 3, Thompson. PB—Earnhart, Horton. HBP—Keller by Coogan, McClure by Henderson. U—Davis, Garman, Magnusson, Hernandez, Mascorro, Rodriguez. T—3:15. A—24,401.

INTRO

THIS IS LSU

PREVIEW

TIGERS

COACHES

REVIEW

HISTORY

RECORDS

LSU

INTRO

THIS IS LSU

PREVIEW

TIGERS

COACHES

REVIEW

HISTORY

RECORDS

LSU

LSU 13, Texas 5 - June 10, 2000

ROSENBLATT STADIUM, OMAHA, NEB.

TEXAS 5 (46-20)	AB	R	H	RBI	LSU 13 (49-17)	AB	R	H	RBI
West, ss	4	1	0	0	Theriot, ss	5	2	2	0
Nicholson, 2b	4	2	2	1	Fontenot, 2b	4	2	3	2
Emond, cf	4	0	1	1	Cresse, c	3	1	0	1
Anderson, c	3	1	1	2	Jorgensen, c	0	0	0	0
Hubele, dh	3	0	0	0	Hawpe, lb	4	2	1	1
France, ph	1	0	0	0	Barbier, 3b	4	3	3	4
Ontiveros, lb	4	1	2	0	Pontiff, dh	3	1	2	1
Brooks, 3b	3	0	1	0	Harris, cf	5	1	2	2
Houser, ph	1	0	0	0	Witten, lf	5	0	1	2
Pumo, lf	3	0	1	0	Wright, rf	4	1	0	0
Carmichael, ph	1	0	1	0					
TOTALS	35	5	9	5	TOTALS	37	13	14	13
Texas	0	1	0	0	1	1	0	2	0 - 5 9 1
LSU	4	1	0	0	1	6	1	0	x - 13 14 1

E—West (10), Jorgensen (5). DP-LSU 1. LOB-Texas 5, LSU 7. 2B-Emond (11), Ontiveros (22), Theriot (14), Fontenot (12), Hawpe (36), Barbier (14), Witten (15). HR-Anderson (1), Fontenot (17), Barbier 2 (8). SB-West (23), Theriot (7). SF-Anderson (5), Cresse (5).

TEXAS	IP	H	R	ER	BB	SO
Hale (L, 12-6)	5.2	10	8	7	3	4
Tomlinson	0	0	3	3	3	0
Clark	2.1	4	2	2	0	2
LSU	IP	H	R	ER	BB	SO
Tallet (W, 15-3)	7.1	8	5	5	1	2
Gomez	1.2	1	0	0	0	2

Tomlinson faced three batters in the 6th

WP—Tallet (12). Umpires - Al Davis, David Wiley, Scott Graham, Joe Burleson. Start: 6:07 p.m. Time: 3:03 Att.-23975

LSU 10, Southern California 4 - June 12, 2000

ROSENBLATT STADIUM, OMAHA, NEB.

LSU 10 (50-17)	AB	R	H	RBI	USC 4 (44-19)	AB	R	H	RBI
Theriot, ss	5	3	3	3	Davidson, ss	4	0	1	1
Fontenot, 2b	4	2	1	0	Garibaldi, rf	3	0	1	0
Cresse, c	3	0	0	0	Gemoll, 3b	4	1	1	0
Hawpe, lb	5	2	3	6	Craig, c	4	1	1	2
Barbier, 3b	3	0	0	1	Lunetta, 2b	4	0	0	0
Pontiff, dh	4	0	0	0	Persell, dh	4	0	2	0
Harris, cf	5	1	1	0	Concepcion, lb	4	1	1	1
Witten, lf	5	1	1	0	Barre, cf	2	1	0	0
Wright, rf	2	1	0	0	Peavey, ph	0	0	0	0
Thibodeaux, ph	0	0	0	0	Montanez, lf	3	0	0	0
McBride, rf	0	0	0	0					
TOTALS	36	10	9	10	TOTALS	32	4	7	4
LSU	0	0	0	0	0	3	2	5	0 - 10 9 0
USC	0	0	0	2	1	0	1	0	0 - 4 7 4

E—Gemoll (9), Lunetta (13), Prior 2 (1). DP-USC 1. LOB-LSU 7, USC 5. HR-Hawpe 2 (11), Craig (18), Concepcion (8). SH Thibodeaux (1), Montanez (4).

LSU	IP	H	R	ER	BB	SO
Saxon	3	3	2	2	1	4
Hodges (W, 4-2)	6	4	2	2	1	3
USC	IP	H	R	ER	BB	SO
Prior (L, 10-7)	6.2	4	5	5	3	7
Flores	0.2	3	2	2	1	0
Petke	0	1	1	1	0	0
Todd	0	0	1	1	1	0
Montrenes	0.2	1	1	1	0	2
Bannister	1	0	0	0	0	0

Saxon faced two batters in the 4th. Petke faced one batter in the 8th. Todd faced one batter in the 8th.

BK-Hodges. HBP-by Prior (Barbier), by Prior (Pontiff), by Hodges (Peavey). Umpires - Scott Graham, Al Davis, David Wiley, Dan Mascorro. Start - 2:08 p.m. Time - 3:09 Att. - 16000

LSU 6, Florida State 3 - June 15, 2000

ROSENBLATT STADIUM, OMAHA, NEB.

FLA. ST. 3 (53-19)	AB	R	H	RBI	LSU 6 (51-17)	AB	R	H	RBI
Smith, rf	5	1	2	0	Theriot, ss	4	0	1	0
Griffin, lf	4	0	2	2	Fontenot, 2b	2	2	1	0
McDougall, 2b	4	0	2	0	Cresse, c	4	1	1	0
Barthelemy, lb	5	0	1	0	Hawpe, lb	3	2	2	2
Jernigan, cf	2	1	0	0	Barbier, 3b	3	0	1	1
Balet, 3b	4	0	1	0	Pontiff, dh	4	0	0	0
Halliday, dh	3	0	0	0	Harris, cf	4	0	1	2
Futrell, ph	1	0	0	0	Witten, lf	3	0	0	0
Boyd, ph	1	0	0	0	Wright, rf	3	1	2	1
Groves, ss	3	0	1	1					
McCaleb, c	1	1	0	0					
TOTALS	33	3	9	3	TOTALS	30	6	9	6
Florida State	0	0	0	0	0	1	0	2	0 - 3 9 0
LSU	1	0	0	1	1	0	0	3	x - 6 9 1

E—Barbier (17). DP-FSU 1, LSU 2. LOB-FSU 13, LSU 4. 2B-Smith (28), McDougall (23), Cresse (21). HR-Hawpe (12), Wright (4). SB-Jernigan (14), Fontenot (8). CS-Barbier (3), Wright (3).

FLORIDA STATE	IP	H	R	ER	BB	SO
Varnes (L, 11-4)	7.1	8	6	6	3	2
Lynch	0.1	1	0	0	0	1
Whidden	0.1	0	0	0	0	0
LSU	IP	H	R	ER	BB	SO
Gomez	5.1	6	1	1	4	3
Brian	0.2	0	0	0	1	0
Youman	1.2	3	2	2	1	1
Guidry (W, 1-2)	0.2	0	0	0	2	0
Hodges (S, 2)	0.2	0	0	0	0	1

WP—Youman (4). PB-Cresse (4). BK-Gomez (2). HBP-by Gomez (Jernigan), by Youman (Jernigan), by Varnes (Barbier). Umpires - Tony Maners, Joe Burleson, Al Davis, David Wiley. Start - 6:22 p.m. Time - 3:09 Att. - 19209

LSU 6, Stanford 5 - June 17, 2000

ROSENBLATT STADIUM, OMAHA, NEB.

STANFORD 5 (50-16)	AB	R	H	RBI	LSU 6 (52-17)	AB	R	H	RBI
Thompson, lb	5	1	3	4	Theriot, ss	5	1	1	1
Bruntlett, ss	4	0	1	0	Fontenot, 2b	3	0	1	0
Muth, cf	4	0	0	0	Cresse, c	3	0	1	1
Gall, 3b	5	0	2	1	Hawpe, lb	3	0	0	0
Borchard, rf	4	0	0	0	Barbier, 3b	3	1	1	1
O'Riordan, 2b	5	1	2	0	Pontiff, dh	3	2	1	0
Topham, lf	5	1	2	0	Harris, cf	4	1	1	1
VanZandt, dh	4	0	1	0	Witten, lf	3	1	2	2
Alvarado, c	3	2	2	0	Wright, rf	3	0	0	0
TOTALS	39	5	13	5	TOTALS	30	6	8	6
Stanford	0	0	0	4	0	1	0	0	0 - 5 13 0
LSU	0	2	0	0	0	0	0	3	1 - 6 8 0

DP-Stanford 1. LOB-Stanford 11, LSU 9. 2B-Thompson (21), VanZandt (6), Fontenot (13), Pontiff (20). HR-Thompson (12), Barbier (9), Witten (7). SB-Bruntlett (11). CS-O'Riordan (1). SH-Wright (2).

STANFORD	IP	H	R	ER	BB	SO
Young	4	4	2	2	1	2
Wayne (L, 15-4)	4	4	4	4	3	7
LSU	IP	H	R	ER	BB	SO
Tallet	5	11	5	5	1	4
Hodges (W, 5-2)	4	2	0	0	1	4

BK-Hodges (4). HBP-by Young (Cresse), by Tallet (Alvarado), by Young (Witten), by Hodges (Borchard), by Wayne (Barbier), by Wayne (Fontenot). Umpires - Scott Graham, Al Davis, Joe Burleson, Dan Mascorro, Tony Maners, David Wiley. Start - 1:40 p.m. Time - 3:42 Att. - 24282

LSU's NCAA Individual Leaders

HOME RUNS

1996	Eddy Furniss	26
2000	Brad Cresse	30

RBI

1993	Todd Walker	102
1996	Eddy Furniss	103
2000	Brad Cresse	106

DOUBLES

2000	Brad Hawpe	# 36
------	------------	------

TOTAL BASES

1993	Todd Walker	214
------	-------------	-----

WALKS

1987	Andy Galy	77
------	-----------	----

SAVES

1991	Rick Greene	14
------	-------------	----

LSU's NCAA Team Leaders

HITS

1990	LSU	807
------	-----	-----

RUNS SCORED

1993	LSU	603
------	-----	-----

HOME RUNS

1997	LSU	# 188
1998	LSU	157

LSU's SEC Individual Leaders

HOME RUNS

1964	Bob Stewart	7
1987	Albert Belle	21
1988	Craig Cala	15
1991	Gary Hymel	25
1993	Todd Walker	22
1996	Eddy Furniss	26
1997	Brandon Larson	*40
1998	Brad Cresse	29
2000	Brad Cresse	30
2006	Quinn Stewart	23

RBI

1987	Craig Faulkner	69
1988	Craig Cala	75
1989	Wes Grisham	85
1991	Gary Hymel	79
1992	Todd Walker	76
1993	Todd Walker	102
1996	Eddy Furniss	106
1997	Brandon Larson	*118
1998	Brad Cresse	90
2000	Brad Cresse	106
2001	Todd Linden	76

TRIPLES

1981	Chip Moses	5
1983	Mark Howie	7
1989	Wes Grisham	6
1990	Rich Cordani	6
1995	Mike Klostermeyer	6

DOUBLES

1986	Jeff Yurtin	24
1994	Russ Johnson	26
2000	Brad Hawpe	# 36
2003	Aaron Hill	27

STOLEN BASES

1972	Mike Sonderegger	19
1975	Larry Wright	25
1987	Rob Hartwig	42

HITS

1961	John Bailey	32
1989	Wes Grisham	106
1990	Wes Grisham	100
1992	Todd Walker	100
1993	Todd Walker	109
1997	Brandon Larson	110

RUNS SCORED

1991	Lyle Mouton	78
1992	Todd Walker	72
1993	Todd Walker	85
1994	Todd Walker	77
1996	Nathan Dunn	95
2000	Mike Fontenot	93
2003	Aaron Hill	68

PITCHING WINS

1961	Allen Smith	10
1972	Randy Wiles	8
1975	Pat Moock	10
1976	Paul Stefan	10
1986	Stan Loewer	14
1989	Curtis Leskanic	15
1990	Paul Byrd	17

1991	Chad Ogea	14
1992	Lloyd Peever	14
1996	Eddie Yarnall	11
1999	Kurt Ainsworth	13
2001	Lane Mestepey	11

ERA

1961	Allen Smith	1.34
1966	Bruce Baudier	0.88
1970	Rick Farizo	* 0.21
1980	Don Schneider	1.38
1986	Barry Manuel	2.37
1993	Brett Laxton	1.98
2002	Lane Mestepey	2.59

STRIKEOUTS PITCHED

1972	Randy Wiles	116
1975	Paul Stefan	73
1976	Paul Stefan	83
1983	Cal Santarelli	91
1986	Mark Guthrie	122
1988	Russ Springer	156
1989	Ben McDonald	* 202
1991	Chad Ogea	140
1995	Scott Schultz	150
1999	Kurt Ainsworth	157

LSU's SEC Team Leaders

BATTING AVERAGE

1990	LSU	.325
1996	LSU	.318
2000	LSU	.340
2001	LSU	.318
2004	LSU	.333

HOME RUNS

1993	LSU	85
1995	LSU	81
1996	LSU	131
1997	LSU	#188
1998	LSU	157
2003	LSU	85

RBI

1987	LSU	434
1990	LSU	515
1991	LSU	488
1993	LSU	527
1995	LSU	457
1996	LSU	583
1997	LSU	* 632
2000	LSU	598
2001	LSU	514
2003	LSU	477
2004	LSU	473

TRIPLES

1987	LSU	18
1988	LSU	19
1989	LSU	26
1990	LSU	27
1993	LSU	37

DOUBLES

1990	LSU	156
1991	LSU	138
1993	LSU	152
2000	LSU	*194
2003	LSU	147

STOLEN BASES

1987	LSU	156
------	-----	-----

Hits

1986	LSU	696
1990	LSU	807
1993	LSU	737
2000	LSU	864
2001	LSU	754
2003	LSU	777
2004	LSU	791

RUNS SCORED

1986	LSU	542
1987	LSU	509
1990	LSU	587
1991	LSU	547
1993	LSU	603
1996	LSU	648
2000	LSU	652
2001	LSU	574
2003	LSU	524
2004	LSU	515

ERA

1987	LSU	3.07
1989	LSU	3.50
1996	LSU	3.38
1998	LSU	4.38
2002	LSU	3.42

STRIKEOUTS PITCHED

1985	LSU	442
1987	LSU	552
1988	LSU	519
1989	LSU	621
1990	LSU	555
1991	LSU	626
1996	LSU	633
1997	LSU	681
1998	LSU	646
2000	LSU	574
2003	LSU	515

FIELDING PERCENTAGE

1995	LSU	.970
------	-----	------

SLUGGING PERCENTAGE

1990	LSU	.486
1993	LSU	.511
1995	LSU	.491
1996	LSU	.558
2000	LSU	.542
2001	LSU	.508
2004	LSU	.506

* - SEC Record | # - NCAA Record

INTRO

THIS IS LSU

PREVIEW

TIGERS

COACHES

REVIEW

HISTORY

RECORDS

LSU

INTRO

THIS IS LSU

PREVIEW

TIGERS

COACHES

REVIEW

HISTORY

RECORDS

LSU

Bold Letters Indicate SEC Records

HITS

Season

- 110 Brandon Larson (289 AB) 1997
- 109 Todd Walker (276 AB) 1993
- 106 Wes Grisham (291 AB) 1989
- 106 Brad Cresse (273 AB) 2000
- 106 J.C. Holt (270 AB) 2004
- 104 Brad Hawpe (287 AB) 2000
- 103 Mike Fontenot (292 AB) 2000
- 102 Sean Barker (267 AB) 2002
- 101 Todd Walker (257 AB) 1994
- 100 Wes Grisham (278 AB) 1990
- Todd Walker (250 AB) 1992
- Ryan Patterson (293 AB) 2004

Career

- 352 Eddy Furniss (948 AB) 1995-98
- 327 Jason Williams (1019 AB) 1993-96
- 310 Todd Walker (783 AB) 1992-94
- 307 Blair Barbier (1000 AB) 1997-2000
- 284 Ryan Patterson (805 AB) 2003-05
- 279 Blake Gill (883 AB) 2002-05
- 278 Tookie Johnson (900 AB) 1988-91
- 273 Brad Cresse (842 AB) 1997-2000
- 269 Russ Johnson (733 AB) 1992-94
- 255 Ryan Theriot (783 AB) 1999-2001

RUNS

Season

- 95 Nathan Dunn (257 AB) 1996
- 93 Mike Fontenot (292 AB) 2000
- 85 Todd Walker (276 AB) 1993
- Eddy Furniss (236 AB) 1998
- 83 Russ Johnson (259 AB) 1993
- 82 Brandon Larson (289 AB) 1997
- Blair Barbier (252 AB) 1997
- 79 Jason Williams (268 AB) 1996
- 78 Lyle Mouton (248 AB) 1991
- 77 Todd Walker (257 AB) 1994
- Eddy Furniss (259 AB) 1997

Career

- 270 Jason Williams (1019 AB) 1993-96
- 261 Eddy Furniss (948 AB) 1995-98
- 260 Blair Barbier (1000 AB) 1997-2000
- 234 Todd Walker (783 AB) 1992-94
- 216 Russ Johnson (733 AB) 1992-94
- 211 Tookie Johnson (900 AB) 1988-91
- 206 Armando Rios (568 AB) 1991-93
- 205 Brad Cresse (842 AB) 1997-2000
- 203 Ryan Patterson (805 AB) 2003-05
- 200 Trey McClure (778 AB) 1996-99

RUNS BATTED IN

Season

- 118 Brandon Larson (289 AB) 1997
- 106 Brad Cresse (273 AB) 2000
- 103 Eddy Furniss (238 AB) 1996
- 102 Todd Walker (276 AB) 1993
- 90 Brad Cresse (232 AB) 1998
- 85 Wes Grisham (291 AB) 1989
- 84 Trey McClure (240 AB) 1998
- 84 Brad Hawpe (287 AB) 2000
- 82 Jeff Leaumont (257 AB) 1999
- 81 Nathan Dunn (257 AB) 1996

Career

- 308 Eddy Furniss (948 AB) 1995-98
- 257 Brad Cresse (842 AB) 1997-2000
- 246 Todd Walker (783 AB) 1992-94
- 202 Trey McClure (778 AB) 1996-99
- 199 Blair Barbier (1000 AB) 1997-2000
- 185 Clay Harris (771 AB) 2002-05
- 182 Chad Cooley (824 AB) 1993-96
- 181 Russ Johnson (733 AB) 1992-94
- 174 Ryan Patterson (805 AB) 2003-05
- 172 Albert Belle (585 AB) 1985-87

BATTING AVERAGE

(Min. 2 at bats per team game)

Season

- .410 Russ Johnson (96-for-234) 1994
- .403 Eddy Furniss (95-for-236) 1998
- .400 Todd Walker (100-for-250) 1992
- .395 Todd Walker (109-for-276) 1993
- Mike Nunnally (32-for-81) 1971
- .393 Todd Walker (101-for-257) 1994
- .393 J.C. Holt (106-for-270) 2004
- .390 Gene Murphy (23-for-59) 1951
- .388 Al White (38-for-98) 1958
- Brad Cresse (106-for-273) 2000

Career

- .396 Todd Walker (310-for-783) 1992-94
- .372 Sean Barker (129-for-347) 2001-02
- .371 Eddy Furniss (352-for-948) 1995-98
- .367 Russ Johnson (269-for-733) 1992-94
- .362 Wes Grisham (206-for-569) 1989-90
- .353 Mark Cooper (101-for-286) 1983-84
- Lyle Mouton (149-for-422) 1990-91
- Ryan Patterson (284-for-805) 2003-05
- .351 Brad Hawpe (142-for-404) 1999-00
- .350 Jeff Yurtin (138-for-394) 1985-86
- .350 J.C. Holt (240-for-686) 2002-04

DOUBLES

Season

- 36 # Brad Hawpe (287 AB) 2000
- 27 Eddy Furniss (236 AB) 1998
- 27 Aaron Hill (265 AB) 2003
- 26 Russ Johnson (234 AB) 1994
- Wes Grisham (291 AB) 1989
- 25 Eddy Furniss (259 AB) 1997
- Bryan Moore (241 AB) 2001
- 24 Chad Cooley (260 AB) 1995
- Jeff Yurtin (216 AB) 1986
- 23 Craig Cala (264 AB) 1989
- Wes Grisham (278 AB) 1990
- Keith Osik (268 AB) 1990
- Rich Cordani (273 AB) 1990
- Johnny Tellechea (262 AB) 1991
- Todd Walker (257 AB) 1994
- Blair Barbier (252 AB) 1997
- Ryan Patterson (293 AB) 2004
- Nick Stavinocha (257 AB) 2005
- Ryan Patterson (249 AB) 2005
- # - also NCAA Record

Career

- 87 Eddy Furniss (948 AB) 1995-1998
- 66 Ryan Patterson (805 AB) 2003-05
- 62 Blair Barbier (1000 AB) 1997-2000
- 61 Todd Walker (783 AB) 1992-94
- 60 Russ Johnson (733 AB) 1992-94
- Chad Cooley (824 AB) 1993-96
- 59 Jason Williams (1019 AB) 1993-96
- 52 Clay Harris (771 AB) 2002-05
- 50 Aaron Hill (621 AB) 2001-03
- 49 Brad Cresse (842 AB) 1997-2000
- 49 Wally Pontiff (738 AB) 2000-02



Infielder Tookie Johnson
(1988-91)

TRIPLES

Season

- 11 Todd Walker (276 AB) 1993
- 8 Roger Sigler (59 AB) 1954
- 7 Mark Howie (162 AB) 1983
- 6 John Morse (189 AB) 1983
- Manny Mantrana (172 AB) 1984
- Wes Grisham (291 AB) 1989
- Rich Cordani (273 AB) 1990
- Mike Neal (213 AB) 1993
- Mike Klostermeyer (235 AB) 1995
- J.C. Holt (192 AB) 2002

Career

- 15 Todd Walker (783 AB) 1992-94
- 11 Tony Troups (372 AB) 1973-76
- John Morse (369 AB) 1982-83
- Mark Howie (419 AB) 1982-84
- Albert Belle (585 AB) 1985-87
- J.C. Holt (686 AB) 2002-04
- 10 Mike Saab (518 AB) 1980-83
- Wes Grisham (569 AB) 1989-90
- Russ Johnson (733 AB) 1992-94
- Blake Gill (883 AB) 2002-05
- Bruce Sprowl (612 AB) 2003-06

HOME RUNS

Season

- 40 Brandon Larson (289 AB) 1997
- 30 Brad Cresse (273 AB) 2000
- 29 Brad Cresse (232 AB) 1998
- 28 Eddy Furniss (236 AB) 1998
- 27 Trey McClure (240 AB) 1998
- 26 Eddy Furniss (238 AB) 1996
- 25 Gary Hymel (245 AB) 1991
- 23 Quinn Stewart (223 AB) 2006
- 22 Todd Walker (276 AB) 1993
- Justin Bowles (232 AB) 1996
- Mike Koerner (273 AB) 1997

Career

- 80 Eddy Furniss (948 AB) 1995-98
- 78 Brad Cresse (842 AB) 1997-2000
- 59 Trey McClure (778 AB) 1996-99
- 52 Todd Walker (783 AB) 1992-94
- 50 Ryan Patterson (805 AB) 2003-05
- 49 Albert Belle (585 AB) 1985-87
- 46 Blair Barbier (1000 AB) 1997-2000
- 40 Mike Koerner (671 AB) 1995-97
- Brandon Larson (289 AB) 1997
- 36 Nathan Dunn (481 AB) 1994-96

TOTAL BASES

Season	
1. 250	Brandon Larson (289 AB) 1997
2. 217	Brad Cresse (273 AB) 2000
3. 214	Todd Walker (276 AB) 1993
4. 212	Eddy Furniss (236 AB) 1998
5. 201	Wes Grisham (291 AB) 1989
6. 190	Eddy Furniss (238 AB) 1996
7. 184	Mike Koerner (273 AB) 1997
8. 182	Nathan Dunn (257 AB) 1996
9. 181	Russ Johnson (234 AB) 1994
10. 180	Todd Walker (257 AB) 1994

Career

1. 689	Eddy Furniss (948 AB) 1995-98
2. 557	Todd Walker (783 AB) 1992-94
3. 556	Brad Cresse (842 AB) 1997-2000
4. 517	Blair Barbier (1000 AB) 1997-2000
5. 510	Ryan Patterson (805 AB) 2003-05
6. 470	Jason Williams (1019 AB) 1993-96
7. 461	Trey McClure (778 AB) 1996-99
8. 445	Russ Johnson (733 AB) 1992-94
9. 419	Chad Cooley (824 AB) 1993-96
10. 412	Clay Harris (771 AB) 2002-05

STOLEN BASES

Season	
1. 42	Rob Hartwig (67 games) 1987
2. 34	Jeff Reboulet (56 games) 1985
3. 33	Ron Lim (66 games) 1989
4. 31	Rob Hartwig (54 games) 1986
5. 28	Josh Dalton (67 games) 1998
6. 26	Russ Johnson (66 games) 1994
7. 25	Larry Wright (48 games) 1975
8. 24	Jeff Reboulet (69 games) 1986
	Burke Broussard (66 games) 1986
	Ron Lim (66 games) 1990
	Scott Bethea (73 games) 1990
	Mike Koerner (65 games) 1996
	Josh Dalton (65 games) 1999
	Sean Barker (66 games) 2002

Career

1. 73	Rob Hartwig (121 games) 1986-87
2. 67	Larry Wright (174 games) 1975-78
3. 61	Russ Johnson (200 games) 1992-94
4. 58	Jeff Reboulet (125 games) 1985-86
5. 57	Ron Lim (132 games) 1989-90
6. 53	Chad Cooley (235 games) 1993-96
7. 52	Josh Dalton (132 games) 1998-99
8. 51	Andy Galy (217 games) 1985-88
	Todd Walker (203 games) 1992-94
10. 50	Mike Sonderegger (137 games) 1970-73

WALKS RECEIVED

Season	
1. 77	Andy Galy (221 AB) 1987
2. 72	Eddy Furniss (236 AB) 1998
3. 67	Russ Johnson (234 AB) 1994
	Russ Johnson (259 AB) 1993
5. 64	Armando Rios (235 AB) 1993
6. 62	Mike Bianco (249 AB) 1989
7. 60	Craig Cala (264 AB) 1989
8. 58	Eddy Furniss (259 AB) 1997
9. 57	Trey McClure (229 AB) 1999
	Ryan Theriot (275 AB) 2000

Career

1. 191	Eddy Furniss (948 AB) 1995-98
2. 164	Jason Williams (1019 AB) 1993-96
3. 163	Russ Johnson (733 AB) 1992-94
	Trey McClure (778 AB) 1996-99
5. 157	Blair Barbier (1000 AB) 1997-2000
	Ryan Theriot (783 AB) 1999-2001
7. 145	Andy Galy (491 AB) 1985-88
8. 144	Steve Bollman (554 AB) 1975-79
9. 143	Armando Rios (568 AB) 1991-93
10. 139	Todd Walker (783 AB) 1992-94

PITCHING VICTORIES

Season	
1. 17	Paul Byrd (29 App) 1990
2. 15	Curtis Leskanic (29 App) 1989
	Brian Tallet (25 App) 2000
4. 14	Patrick Coogan (25 App) 1997
	Lloyd Peever (17 App) 1992
	Ben McDonald (26 App) 1989
	Stan Loewer (28 App) 1986
	Chad Ogea (23 App) 1990
	Chad Ogea (25 App) 1991
10. 13	Ben McDonald (22 App) 1988
	Kurt Ainsworth (22 App) 1999

Career

1. 38	Scott Schultz (1992-95)
2. 36	Lane Mestepey (2001-05)
3. 33	Stan Loewer (1984-87)
4. 31	Paul Byrd (1989-91)
5. 30	Pat Moock (1972-75)
	Chad Ogea (1989-91)
	Mike Sirotko (1990-93)
8. 29	Ben McDonald (1987-89)
9. 28	Brett Laxton (1993-96)
10. 27	Bo Pettit (2000-03)

EARNED RUN AVERAGE

Season	
1. 0.21	Rick Farizo (1 ER, 41.2 IP) 1970
2. 1.10	Bruce Baudier (6 ER, 49 IP) 1966
3. 1.33	Tom Barfield (4 ER, 27 IP) 1954
4. 1.34	Mike Tullier (9 ER, 60.1 IP) 1968
5. 1.35	Allen Smith (12 ER, 80 IP) 1961
6. 1.38	Don Schneider (8 ER, 52.1 IP) 1980
7. 1.44	Rick Farizo (8 ER, 50 IP) 1968
8. 1.59	Randy Wiles (14 ER, 79.1 IP) 1970
9. 1.70	Dick Hicks (14 ER, 74.1 IP) 1968
10. 1.74	Roger Sigler (16 ER, 83.1 IP) 1965

Career

1. 1.70	Bruce Baudier (23 ER, 121.1 IP) 1966-67
2. 1.82	Allen Smith (48 ER, 237.1 IP) 1960-62
3. 2.05	Dick Hicks (30 ER, 131.2 IP) 1967-68
4. 2.09	Rick Farizo (27 ER, 116.1 IP) 1968-71
5. 2.17	Paul Stefan (87 ER, 277.1 IP) 1975-77
6. 2.36	Steve George (41 ER, 156.1 IP) 1962-64
7. 2.41	Randy Wiles (77 ER, 287 IP) 1970-73
8. 2.47	Fred Southerland (38 ER, 138.2 IP) 1960-62
9. 2.53	Barry Manuel (38 ER, 135 IP) 1985-87
	Pat Moock (80 ER, 284.2 IP) 1972-75

STRIKEOUTS

Season	
1. 202	Ben McDonald (152.1 IP) 1989
2. 158	Doug Thompson (124.1 IP) 1997
3. 157	Kurt Ainsworth (130.1 IP) 1999
4. 156	Eddie Yarnall (124.2 IP) 1996
	Russell Springer (119 IP) 1988
6. 150	Scott Schultz (117 IP) 1995
7. 144	Patrick Coogan (125 IP) 1997
	Ben McDonald (118.2 IP) 1988
9. 140	Chad Ogea (131.1 IP) 1991
10. 135	Randy Keisler (99.2 IP) 1998



Pitcher Lane Mestepey (2001-05)

Career

1. 409	Scott Schultz (398 IP) 1992-95
2. 373	Ben McDonald (308.2 IP) 1987-89
3. 326	Mike Sirotko (372 IP) 1990-93
4. 319	Paul Byrd (333.2 IP) 1989-91
5. 317	Stan Loewer (344 IP) 1984-87
6. 313	Mark Guthrie (319.1 IP) 1984-87
	Russell Springer (252 IP) 1987-89
8. 310	Randy Wiles (287 IP) 1970-73
9. 300	Bo Pettit (300.2 IP) 2000-03
10. 296	Chad Ogea (294.2 IP) 1989-91

STRIKEOUTS PER NINE INNINGS

Season	
1. 14.33	Russell Springer (68 SO, 42.2 IP) 1987
2. 13.05	Eddie Yarnall (87 SO, 60 IP) 1995
3. 12.18	Randy Keisler (135 SO, 99.2 IP) 1998
4. 11.91	Ben McDonald (202 SO, 152.2 IP) 1989
5. 11.80	Russell Springer (156 SO, 119 IP) 1988
6. 11.66	Billy Sadler (57 SO, 44 IP) 2003
7. 11.54	Scott Schultz (150 SO, 117 IP) 1995
8. 11.51	Randy Wiles (116 SO, 90.2 IP) 1972
9. 11.44	Doug Thompson (158 SO, 124.1 IP) 1997
10. 11.38	Randy Wiles (59 SO, 46.2 IP) 1973

Career

1. 11.88	Eddie Yarnall (260 SO, 197 IP) 1994-96
2. 11.18	Russell Springer (313 SO, 252 IP) 1987-89
3. 11.13	Kurt Ainsworth (171 SO, 138.1 IP) 1998-99
4. 11.00	Barry Manuel (165 SO, 135 IP) 1985-87
5. 10.87	Ben McDonald (373 SO, 308.2 IP) 1987-89
6. 10.64	Patrick Coogan (266 SO, 225 IP) 1995-97
7. 10.35	Doug Thompson (282 SO, 245.1 IP) 1997-98
8. 10.07	Jake Tompkins (171 SO, 152.2 IP) 2002-03
9. 10.01	Weylin Guidry (99 SO, 89 IP) 1999-2002
10. 9.72	Randy Wiles (310 SO, 287 IP) 1970-73

Bold Letters Indicate SEC Records

INTRO

THIS IS LSU

PREVIEW

TIGERS

COACHES

REVIEW

HISTORY

RECORDS

LSU

Bold Letters Indicate SEC Leaders

AT BATS

YEAR	NAME, POS.	AT BATS
1948	Bill Michaelis, lf	96
1949	Lee Hedges, ss-of	66
1950	Luther Payer, 3b	65
1951	Bob Meador, lf	66
1952	Al Doggett, lf	75
	Jim Barton, cf	75
1953	Darryl Whitty, of	78
1954	Paul Zinser, 3b	74
1955	Darryl Whitty, cf-3b	99
1956	Ralph Richoux, c	81
1957	Redfield Bryan, ss	71
1958	Al White, 2b	98
	Redfield Bryan, lb	98
1959	Carey Guglielmo, ss	125
1960	Francis Genusa, ss	107
1961	John Bailey, cf	101
1962	Bobby Theriot, rf	101
1963	Bobby Cotton, rf	105
1964	Joe Moock, ss	94
1965	Harry Morel, 3b	80
1966	Jack Achord, 2b	81
1967	Irwin Felps, 3b	99
1968	Ron Hunt, ss	116
1969	Phil Lewis, 3b	126
1970	Mike Sonderegger, lf	136
1971	Mike Moock, 2b	141
1972	Steve Frank, of-lb	131
	Gerald Keigley, ss	131
1973	Mike Miley, ss	99
1974	Tony Touns, 3b	120
1975	Steve Frank, lb	184
1976	Larry Wright, cf	151
1977	Larry Wright, cf	155
1978	Mike Croswell, ss-3b	154
1979	Duane Dewey, c	206
1980	Pete Almaguer, 2b-3b	146
1981	Chip Moses, 2b	198
1982	Chris Brant, ss	181
	Billy Wiesler, cf	181
1983	John Morse, lf	189
1984	Mark Howie, ss	189
1985	Marty Lanoux, 3b	216
1986	Jeff Reboulet, ss	254
1987	Jack Voigt, of	248
1988	Rich Vasquez, cf	214
1989	Wes Grisham, dh	291
1990	Wes Grisham, lf	278
1991	Tookie Johnson, 2b	283
1992	Andy Sheets, ss	265
1993	Todd Walker, 2b	276
1994	Todd Walker, 2b	257
1995	Jason Williams, ss	267
1996	Jason Williams, ss	268
1997	Brandon Larson, ss	289
1998	Blair Barbier, 2b	251
1999	Blair Barbier, 3b	263
2000	Mike Fontenot, 2b	292
2001	Wally Pontiff, 3b	268
2002	Sean Barker, rf	267
2003	Aaron Hill, ss	265
2004	Ryan Patterson, lf	293
2005	Nick Stavino, rf	257
2006	Michael Hollander, ss	225
2007	Jared Mitchell, cf	209

RUNS

YEAR	NAME, POS.	RUNS
1948	Buddy Coleman, lf	19
1949	Bob Meador, of	14
1950	Sinclair Kouns, lb	11
1951	Billy Hanna, ss	14
1952	Al Doggett, lf	17
	Jerry Marchand, c	17
1953	Irvin DeLatté, lf	18
1954	Paul Zinser, 3b	15
1955	Tommy Virgets, 2b	17
	Darryl Whitty, cf-3b	17
1956	Don Hover, of	15
1957	Al White, 2b	11
1958	Al White, 2b	28
1959	Ronnie Johnston, cf	33
1960	George Nattin, lf	20
1961	John Bailey, cf	21
1962	Tommy Demont, 3b	17
1963	Gene Achord, cf	23
1964	Pat Screen, lf	16
1965	Sterling Abernathy, cf	12
1966	Lyndon Morris, lb-2b	18
1967	Steve Oglin, lb-if-p	19
1968	Ron Hunt, ss	17
1969	Craig Burns, cf	13
1970	Mike Moock, 2b	22
1971	Mike Sonderegger, lf	23
1972	Mike Miley, ss	27
1973	Mike Miley, ss	22
1974	Mike Miley, ss	19
1975	Steve Frank, lb	41
1976	Larry Wright, cf	27
	Tony Touns, ss	27
	Steve Bollman, 2b	27
1977	Steve Bollman, 2b	24
1978	Larry Wright, cf	23
1979	Bobby Mariano, 3b	39
1980	Chip Moses, ss	29
1981	Jeff Harrell, lf-lb	48
1982	Ken Mulshenock, dh	41
1983	John Morse, lf	38
	Mike Saab, rf	38
1984	Tim Schneider, 3b	43
1985	Jeff Reboulet, ss	58

1986	Jeff Reboulet, ss	63
	Albert Belle, of	63
	Jim Bowie, lb	63
1987	Jack Voigt, of	63
1988	Andy Galy, 2b	58
1989	Craig Cala, rf	71
1990	Tim Clark, rf	70
1991	Lyle Mouton, rf	78
1992	Todd Walker, 2b	72
1993	Todd Walker, 2b	85
1994	Todd Walker, 2b	77
1995	Warren Morris, 2b	70
1996	Nathan Dunn, 3b	95
1997	Brandon Larson, ss	82
	Eddy Furniss, lb	82
1998	Eddy Furniss, lb	85
1999	Blair Barbier, 3b	66
2000	Mike Fontenot, 2b	93
2001	Ryan Theriot, ss	67
2002	Matt Heath, lf	57
2003	Aaron Hill, ss	68
2004	J.C. Holt, cf	71
2005	Ryan Patterson, lf	74
2006	Quinn Stewart, rf	50
2007	Jared Mitchell, cf	41

HITS

YEAR	NAME, POS.	HITS
1948	Bill Michaelis, lf	30
1949	Lee Hedges, ss-of	20
1950	Luther Payer, 3b	20
1951	Billy Hanna, ss	24
1952	Al Doggett, lf	22
1953	Jerry Marchand, c	26
1954	Roger Sigler, p-if	21
1955	Roger Sigler, p-of	24
1956	Ralph Richoux, c	23
1957	Redfield Bryan, ss	17
1958	Al White, 2b	38
1959	Andy Bourgeois, 3b	35
1960	Frank Naff, lb	29
1961	John Bailey, cf	32
1962	Bobby Theriot, rf	30
1963	Bobby Cotten, rf	30
1964	Bob Stewart, lb	26
	Joe Moock, ss	26
1965	Harry Morel, 3b	22
1966	Bob Leake, ss-3b	22
	Jack Achord, 2b	22
1967	Tom Giles, c	28
1968	Ron Hunt, ss	34
1969	Phil Lewis, 3b	30
1970	Mike Moock, 2b	40
1971	Craig Burns, cf	42
1972	Mike Miley, ss	40
1973	Gerald Keigley, 3b	27
	Mike Miley, ss	27
1974	Randy Aldridge, lf	32
1975	Steve Frank, lb	62
1976	Larry Wright, cf	47
1977	Kenny Klug, 3b	38
1978	Tim Wadsworth, c-lb-dh	38
1979	Duane Dewey, c	64
1980	Chip Moses, ss	46
	Tony Loner, c	46
1981	Chip Moses, 2b	70
1982	Ken Mulshenock, dh	37
	Chris Brandt, ss	37
1983	John Morse, lf	67
1984	Tim Sossamon, rf	58
1985	Marty Lanoux, 3b	76
1986	Jim Bowie, lb	88
1987	Craig Faulkner, c	92
1988	Rich Vasquez, cf	68
1989	Wes Grisham, dh	106
1990	Wes Grisham, lf	100
1991	Lyle Mouton, rf	88
1992	Todd Walker, 2b	108
1993	Todd Walker, 2b	109
1994	Todd Walker, 2b	101
1995	Warren Morris, 2b	93
1996	Nathan Dunn, 3b	92
1997	Brandon Larson, ss	110
1998	Eddy Furniss, lb	95
1999	Jeff Leamont, lb	88
2000	Brad Cresce, c	106
2001	Ryan Theriot, ss	94
2002	Sean Barker, rf	102
2003	Aaron Hill, ss	95
2004	J.C. Holt, cf	106
2005	Nick Stavino, rf	95
2006	J.T. Wise, 2b	66
2007	Blake Dean, of	65

DOUBLES

YEAR	NAME, POS.	DOUBLES
1948	Gene Murphy, c	2
	Jim Lindsey, lb	2
1949	Lee Hedges, ss-of	2
1950	Bob Meador, of	2
1951	Gene Murphy, c	7
1952	Al Doggett, lf	3
1953	Al Doggett, of	4
1954	Irvin DeLatté, lb	4
1955	Irvin DeLatté, lb	4
1956	Don Hover, of	4
1957	Al White, 2b	4
1958	Ronnie Johnston, cf	5
1959	Ronnie Johnston, cf	6
1960	Billy Barfield, cf	7
1961	Hadley Smith, lf	5
1962	Bobby Theriot, rf	5
1963	Gene Achord, cf	6
	Bobby Cotten, rf	6

1964	Harry Morel, 3b	5
1965	Six Players	2
1966	Lyndon Morris, lf-2b	6
1967	Steve Oglin, lb-if-p	9
1968	Bob Leake, rf	8
1969	Tom Giles, c	6
1970	Bill Bright, rf	7
1971	Craig Burns, cf	7
	Mike Sonderegger, lf	7
1972	Gerald Keigley, ss	9
1973	Steve Frank, of-lb	7
1974	Mike Miley, ss	6
1975	Wally McMakin, 3b	10
1976	Larry Wright, cf	10
	Tony Touns, ss	10
1977	Larry Wright, cf	7
	Kevin Neromi, rf	7
1978	Tim Wadsworth, c-lb-dh	8
1979	Pete Almaguer, 2b	14
1980	Tony Loner, c	12
1981	Andy Petrone, 3b	12
1982	Chris Brant, ss	13
	Tony Loner, c	12
1983	John Morse, lf	14
1984	Tim Schneider, 3b	17
1985	Tim Sossamon	15
1986	Jeff Yurtin, 3b	24
1987	Craig Faulkner, c	19
1988	Craig Cala, rf	14
	Adam Terris, lb	14
1989	Wes Grisham, dh	26
1990	Rich Cordani, 3b	23
	Keith Ossik, c	23
1991	Johnny Tellechea, lb	23
1992	Todd Walker, 2b	21
1993	Harry Berrios, rf	22
1994	Russ Johnson, ss	26
1995	Chad Cooley, lf	24
1996	Eddy Furniss, lb	21
1997	Eddy Furniss, lb	25
1998	Eddy Furniss, lb	27
1999	Jeremy Witten, of	18
2000	Brad Hawpe, lf #	36
2001	Bryan Moore, lb	35
2002	Wally Pontiff, 3b	20
2003	Aaron Hill, ss	27
2004	Ryan Patterson, lf	23
2005	Nick Stavino, rf	23
	Ryan Patterson, lf	23
2006	Will Harris, 3b	18
2007	Blake Dean, of	12

- NCAA record

TRIPLES

YEAR	NAME, POS.	TRIPLES
1948	NA	
1949	Bob Meador, of	2
	Jim Lindsey, lb	2
1950	NA	
1951	Bob Meador, lf	3
1952	Jim Barton, cf	4
1953	Jerry Marchand, c-of	5
1954	Roger Sigler, p-if	8
1955	Leonard Drude, p-rf	2
	John Pettis, c	2
	Dan Stovall, lf-if	2
1956	Ralph Richoux, c	2
	Gerald Hare, 2b	2
	Don Hover, of	2
1957	Ralph Richoux, c	2
	Ronnie Johnston, lb	2
1958	Bob Loftin, p-of	5
1959	Frank Naff, rf	3
1960	Carey Guglielmo, rf	3
1961	John Bailey, cf	3
1962	Lynn Amedee, p-if	2
	Tommy Demont, 3b	2
1963	Harry Morel, 3b	1
	Bobby Cotten, rf	1
	Gene Achord, cf	1
	Don Chatelain, lf	1
1964	Bobby Morel, 3b	1
	Bill Tripplett, rf	1
1965	Harry Morel, 3b	3
	Billy Ezell, lf	3
1966	Six Players	1
1967	Tom Giles, c	3
1968	Tom Henner, lb	1
	Don Bartlett, cf	1
1969	Mike Moock, 2b	3
1970	Bill Bright, rf	5
1971	Steve Collins, lb	3
1972	Mike Sonderegger, lf	3
1973	Mike Miley, ss	2
	Robert Woodward, of-p	2
1974	Randy Aldridge, lf	4
	Steve Spitz, 2b	4
	Mike Miley, ss	4
1975	Wally McMakin, 3b	4
	Tom Touns, ss	4
1976	Tony Touns, ss	4
1977	Four Players	1
1978	Five Players	1
1979	Jeff Harrell	5
1980	Mike Saab, rf	4
1981	Chip Moses, 2b	5
1982	John Morse, lf	5
1983	Mark Howie, ss	7
1984	Manny Mantrana, 2b	6
1985	Tim Sossamon, rf	3
	Albert Belle, cf	3
1986	Jeff Yurtin, 3b	5
	Albert Belle, of	5
1987	Albert Belle, of	3

	Rich Vasquez, 3b	3
	Jack Voigt, of	3
1988	Craig Cala, rf	3
	Tookie Johnson, 3b	3
1989	Wes Grisham, dh	6
1990	Rich Cordani, 3b	6
1991	Andy Sheets, ss	4
1992	Three players	3
1993	Todd Walker, 2b	11
1994	Russ Johnson, ss	4
1995	Mike Klostermeyer, lb	6
1996	Nathan Dunn, 3b	4
1997	Trey McClure, 3b	3
1998	Eddy Furniss, lb	3
1999	Jeff Leamont, lb	3
	Jeremy Witten, of	3
	Ryan Theriot, 2b	3
2000	Mike Fontenot, 2b	3
	Ryan Theriot, ss	3
	Ray Wright, rf	3
2001	Ryan Theriot, ss	3
2002	J.C. Holt, 2b	6
2003	Ivan Naccarata, 3b	5
2004	Blake Gill, ss	4
2005	Ryan Patterson, lf	2
	Derek Hebert, ss	2
	Bruce Sprowl, cf	2
2006	Bruce Sprowl, lf	5
2007	Blake Dean, of	3
	J.T. Wise, inf	3

HOME RUNS

YEAR	NAME, POS.	HR
1948	NA	
1949	Lee Hedges, ss-of	1
	Bill Michaelis, 3b	1
1950	NA	
1951	Bob Meador, lf	1
	Jim Lindsey, lb	1
	Jim Barton, lb	1
1952	Al Doggett, lf	2
	Jim Barton, cf	2
1953	Tommy Howard, 3b	3
1954	Irv Delatte, lb	1
	Paul Zinser, 3b	1
1955	Roger Sigler, of-p	3
1956	Roger Sigler, p-lb	1
1957	Ralph Richoux, c	1
	Roger Sigler, p-rf	1
	Ronnie Johnston, lf	1
1958	Al White, 2b	3
1959	Andy Bourgeois, 3b	4
	Bill Loftin, c	4
1960	Charles Strange, cf	3
1961	John Bailey, cf	3
1962	Gene Achard, cf	5
	Gene Achard, cf	5
1963	Bob Stewart, lb	7
1965	Joe Mooch, ss	3
	Pete Coleman, rf	3
1966	Jack Achard, 2b	2
1967	Tom Giles, c	3
	Steve Ogin, lb, lf-p	3
1968	Bob Leake, rf	2
	Steve Ogin, lf	2
	Tom Henner, lb	2
	Tom McKay, 2b	2
1969	Craig Burns, cf	4
1970	Bill Bright, rf	4
	Phil Lewis, ss	4
1971	Craig Burns, cf	5
	Steve Collins, lb	5
1972	Mike Miley, ss	8
1973	Gerald Keigley, 3b	8
1974	Tommy Salzan, c	4
1975	Vaughn Meiners, of	5
1976	Vaughn Meiners, lb	4
1977	Joey Thibodeaux, c	3
1978	Tim Wadsworth, c-lb-dh	7
1979	Bobby Mariano, 2b	5
1980	Randy Olsen, lf-lb	9
1981	Bill Freidhof, lb	4
1982	Ken Mulshenock, dh	8
1983	Mark Cooper, c	10
1984	Tim Schneider, 3b	10
1985	Tim Sossamon, rf	12
1986	Albert Belle, of	21
1987	Albert Belle, of	21
1988	Craig Cala, rf	15
1989	Wes Grisham, dh	19
1991	Tim Clark, rf	12
1992	Gary Hymel, c	25
	Todd Walker, 2b	22
1993	Todd Walker, 2b	18
1994	Todd Walker, 2b	18
1995	Nathan Dunn, 3b	15
1996	Eddy Furniss, lf*	26
1997	Brandon Larson, ss	40
1998	Brad Cresce, c	29
1999	Trey McClure, of	18
	Jeff Leamont, lb	18
2000	Brad Cresce, c *	30
2001	Todd Linden, of	20
2002	Matt Heath, lf	10
2003	Ryan Patterson, dh	16
	Clay Harris, lb	16
2004	Ryan Patterson, lf	14
2005	Ryan Patterson, lf	20
2006	Quinn Stewart, rf	23
2007	Blake Dean, of	7
	Sean Ochinko, c	7

RUNS BATTED IN

YEAR	NAME, POS.	RBI
1948	Bill Michaelis, lf	21
1949	Lee Hedges, ss-of	13
1950	NA	
1951	NA	
1952	Jerry Marchand, c	15
1953	Tommy Howard, 3b	21
1954	Irv Delatte, lb	17
1955	Roger Sigler, of-p	23
1956	Roger Sigler, p-of	12
	Gerald Hare, 2b	12
1957	Roger Sigler, p-rf	7
1958	Andy Bourgeois, 3b	21
1959	Andy Bourgeois, 3b	28
1960	Bruce Turner, 2b	16
1961	Hadley Smith, lf	17
1962	Gene Achord, cf	23
1963	Gene Achord, cf	24
1964	Bob Stewart, lb	16
1965	Joe Mook, ss	14
	Ralph Richoux, c	14
1966	Bob Leake, ss-3b	11
	Jack Achord, 2b	11
1967	Tom Giles, c	23
1968	Bob Leake, cf	18
1969	Craig Burns, rf	21
1970	Bill Bright, rf	25
1971	Craig Burns, cf	28
1972	Mike Miley, ss	31
1973	Gerald Keigley, 3b	24
1974	Randy Aldridge, lf	22
1975	Steve Frank, lb	39
1976	Vaughan Meiners, lb	24
1977	Joey Thibodeaux, c	23
1978	Tim Wadsworth, c-lb-dh	27
1979	Pete Almaguer, 2b	38
1980	Randy Olsen, lf-lb	23
1981	Bill Freidhof, lb	43
1982	Bill Freidhof, lb	43
1983	Mark Cooper, c	46
1984	John Dixon, lb	39
1985	Tim Sossamon, rf	50
1986	Albert Belle, of	66
1987	Craig Faulkner, c	69
1988	Craig Cala, rf	75
1989	Wes Grisham, dh	85
1990	Wes Grisham, lf	72
1991	Gary Hymel, c	79
1992	Todd Walker, 2b	76
1993	Todd Walker, 2b*	102
1994	Russ Johnson, ss	74
1995	Mike Klostermeyer, lb	62
1996	Eddy Furniss, lb*	103
1997	Brandon Larson, ss	118
1998	Brad Cresce, c	90
1999	Jeff Leamont, lb	82
2000	Brad Cresce, c *	106
2001	Todd Linden, of	76
2002	Sean Barker, rf	62
2003	Aaron Hill, ss	67
2004	Ryan Patterson, lf	67
2005	Nick Stavino, rf	65
2006	Quinn Stewart, rf	56
2007	Blake Dean, of	46

* — NCAA Leader

BATTING AVERAGE

YEAR	NAME, POS.	AVG.
1948	NA	
1949	Lee Hedges, ss-of	.303
1950	Sinclair Kouns, lb	.366
1951	Gene Murphy, c	.390
1952	Jerry Marchand, c	.313
1953	Jerry Marchand, c-of	.371
1954	Roger Sigler, p-lf	.356
1955	Roger Sigler, p-of	.270
1956	Roger Sigler, p-lb	.318
1957	Ralph Richoux, c	.308
1958	Al White, 2b	.388
1959	Andy Bourgeois, 3b	.310
1960	Carey Guglielmo, rf	.295
1961	Hadley Smith, lf	.333
1962	Jimmy Field, lf	.356
1963	Harry Morel, 3b	.308
1964	Bob Stewart, lb	.302
1965	Harry Morel, 3b	.275
1966	Terry Smith, lb	.305
1967	Tom Giles, c	.329
1968	Bob Leake, rf	.323
1969	Phil Lewis, 3b	.238
1970	Bill Bright, rf	.303
1971	Mike Nunally, rf	.395
1972	Mike Miley, ss	.333
1973	Gerald Keigley, 3b	.325
1974	Randy Aldridge, lf	.308
1975	Steve Frank, lb	.337
1976	Tony Touns, ss	.324
1977	Kenny Klug, 3b	.311
1978	Tim Wadsworth, c-lb-dh	.250
1979	Bobby Mariano, 3b	.368
1980	Chip Moses, ss	.326
1981	Andy Petrone, 3b	.362
1982	Ken Mulshenock, dh	.325
1983	Mark Cooper, c	.377
1984	Mark Cooper, c	.326
1985	Marty Lanoux, 3b	.352
1986	Jeff Yurtin, 3b	.361
	Jim Bowie, lb	.361
1987	Albert Belle, of	.349
1988	Craig Cala, rf	.323
1989	Wes Grisham, dh	.364
1990	Wes Grisham, lf	.360
1991	Lyle Mouton, rf	.355

1992	Todd Walker, 2b	.400
1993	Todd Walker, 2b	.395
1994	Russ Johnson, ss	.410
1995	Warren Morris, 2b	.369
1996	Eddy Furniss, lb	.374
1997	Brandon Larson, ss	.381
1998	Eddy Furniss, lb	.403
1999	Jeff Leamont, lb	.342
2000	Brad Cresce, c	.388
2001	Bryan Moore, lb	.373
2002	Sean Barker, rf	.382
2003	Aaron Hill, ss	.358
2004	J.C. Holt, cf	.393
2005	Nick Stavino, rf	.370
2006	Steven Waguespack, lb	.321
2007	Blake Dean, of	.316

STOLEN BASES

YEAR	NAME, POS.	SB
1948	NA	
1949	Bob Meador, of	9
1950	NA	
1951	NA	
1952	NA	
1953	Irvin Delatte, lb	4
1954	Dick McMurray, rf	3
	Paul Zinser, 3b	3
1955	Roger Sigler, p-of	4
1956	Ed Blanchard, ss	4
1957	Redfield Bryan, ss	4
1958	Redfield Bryan, lb	19
1959	Ronnie Johnston, cf	10
1960	Carey Guglielmo, rf	13
1961	Larry Edmonson, 2b	8
1962	Larry Edmonson, 2b	5
1963	Bobby Cotten, rf	7
	Bobby Theriot, lb	7
1964	Pat Screen, lf	6
1965	NA	
1966	Lyndon Morris, lf-2b	8
1967	Lyndon Morris, ss-lf	4
1968	Steve Ogin, lf	5
1969	Craig Burns, cf	8
1970	Mike Sonderegger, lf	9
1971	Craig Burns, cf	14
1972	Mike Sonderegger, lf	11
1973	Mike Sonderegger, of	19
1974	Tony Touns, 3b	11
1975	Larry Wright, of	25
1976	Larry Wright, of	20
1977	Larry Wright, cf	14
1978	Larry Wright, cf	8
1979	Sherman Trimm, cf	20
1980	Chip Moses, ss	12
1981	Chip Moses, 2b	15
1982	John Morse, lf	13
1983	Mike Saab, rf	19
1984	Manny Mantrana, 2b	17
1985	Jeff Reboulet, ss	34
1986	Rob Hartwig, of	31
1987	Rob Hartwig, of	42
1988	Andy Galy, 2b	15
1989	Ron Lim, cf	33
1990	Ron Lim, cf	24
	Scott Bethea, ss	24
1991	Lyle Mouton, rf	20
1992	Harry Berrios, rf	22
1993	Harry Berrios, rf	21
1994	Russ Johnson, ss	26
1995	Warren Morris, 2b	18
1996	Mike Koerner, cf	24
1997	Mike Koerner, cf	17
1998	Josh Dalton, ss	28
1999	Josh Dalton, ss	24
2000	Jeremy Witten, lf	24
2001	Ryan Theriot, ss	17
2002	Sean Barker, rf	24
2003	J.C. Holt, cf	16
2004	J.C. Holt, cf	21
2005	Blake Gill, dh	8
2006	Bruce Sprowl, lf	9
2007	Jared Mitchell, cf	18

STRIKEOUTS PITCHED

YEAR	NAME	SO
1948	Dick Thompson	53
1949	Dick Thompson	53
1950	NA	
1951	NA	
1952	Benny McArdle	64
1953	Bill Lee Jr.	44
1954	Bill Lee Jr.	24
1955	Bill Lee Jr.	42
1956	Roger Sigler	44
1957	Roger Sigler	28
1958	Bob Loftin	32
1959	Butch Mixon	87
1960	Butch Mixon	61
1961	Allen Smith	75
1962	Fred Southerland	64
1963	Steve George	50
1964	Steve George	56
1965	Van Quigley	54
1966	Bruce Baudier	53
1967	Bruce Baudier	65
1968	Dick Hicks	62
1969	Mike Lee	35
	Al Hoaglund	35
1970	Randy Wiles	70
1971	Randy Wiles	65
1972	Randy Wiles	116
1973	Randy Wiles	59
1974	Tom Charpentier	40
1975	Paul Stefan	79
1976	Paul Stefan	83

1977	Paul Stefan	51
1978	Mike Lloyd	32
1979	Mike Alvarez	43
1980	Don Schneider	48
1981	Billy Donathan	38
1982	Billy Donathan	64
1983	Cal Santarelli	91
1984	Robbie Smith	87
1985	Eric Hetzel	99
1986	Mark Guthrie	122
1987	Gregg Patterson	109
1988	Russ Springer	156
1989	Ben McDonald	202
1990	Paul Byrd	130
1991	Chad Ogea	140
1992	Lloyd Peever	116
1993	Mike Siroka	105
1994	Scott Schultz	131
1995	Scott Schultz	150
1996	Eddie Yarnall	156
1997	Doug Thompson	158
1998	Randy Keisler	135
1999	Kurt Ainsworth	157
2000	Brian Tallet	134
2001	Lane Mestepey	79
2002	Bo Pettit	121
2003	Bo Pettit	99
2004	Justin Meier	75
2005	Greg Smith	82
2006	Clay Dirks	84
2007	Charlie Furbush	88

EARNED RUN AVERAGE

YEAR	NAME	ERA
1952	Benny McArdle	2.31
1953	Benny McArdle	2.89
1954	Tom Barfield	1.33
1955	Leonard Drude	4.25
1956	Roger Sigler	1.74
1957	Jim Burt	2.33
1958	Fred Falkenhainer	2.40
1959	Bob Flowers	3.00
1960	Bob Flowers	1.90
1961	Allen Smith	1.34
1962	Allen Smith	1.93
1963	Wiley Dial	2.23
1964	Steve George	2.32
1965	Van Quigley	3.52
1966	Bruce Baudier	1.10
1967	Bruce Baudier	2.11
1968	Mike Tullier	1.35
1969	Craig Pemberton	2.59
1970	Rick Farizo	0.21
1971	Craig Pemberton	2.18
1972	Randy Wiles	1.79
1973	Pat Mook	2.71
1974	Tom Charpentier	2.50
1975	Guy Hollingsworth	1.83
1976	Paul Stefan	1.94
1977	Randy Olsen	3.37
1978	Mike Lloyd	2.13
1979	Kevin Karcher	2.36
1980	Don Schneider	1.38
1981	Mike Murock	3.73
1982	Billy Donathan	3.40
1983	Cal Santarelli	2.74
1984	Mark Guthrie	2.00
1985	Mark Guthrie	3.39
1986	Barry Manuel	2.37
1987	Gregg Patterson	1.84
1988	Ben McDonald	2.65
1989	Curtis Leskanic	3.19
1990	John O'Donoghue	2.88
1991	Mike Siroka	2.80
1992	Lloyd Peever	1.98
1993	Brett Laxton	1.98
1994	Bhrett McCabe	2.84
1995	Scott Schultz	3.46
1996	Eddie Yarnall	2.38
1997	Chris Demouy	3.63
1998	Doug Thompson	4.24
1999	Kurt Ainsworth	3.45
2000	Brian Tallet	3.52
2001	Lane Mestepey	3.75
2002	Lane Mestepey	2.59
2003	Justin Meier	2.83
2004	Clay Dirks	3.43
2005	Jason Determann	2.30
2006	Derik Olvey	3.50
2007	Jared Bradford	4.41

INNINGS PITCHED

YEAR	NAME	IP
1948	Dick Thompson	72.2
1949	Dick Thompson	58.2
1950	NA	
1951	Bud McDonald	41.2
1952	Benny McArdle	78
1953	Benny McArdle	56
1954	Roger Sigler	33
1955	Leonard Drude	72
1956	Roger Sigler	83.1
1957	Leonard Drude	47
1958	Bob Loftin	58.2
1959	Butch Mixon	69
1960	Allen Smith	70.1
1961	Allen Smith	88
1962	Allen Smith	79
1963	Steve George	68.2
1964	Steve George	69.2
1965	Van Quigley	69
1966	Van Quigley	55.2
1967	Bruce Baudier	72.2
1968	Dick Hicks	74.1
1969	Dale Burch	59.1

1970	Randy Wiles	79.1
1971	Louis Farmer	81.1
1972	Randy Wiles	90.2
1973	Pat Mook	66.1
1974	Pat Mook	56.2
1975	Pat Mook	96.2
1976	Paul Stefan	97.1
1977	Paul Stefan	94.2
1978	Jim Uremovich	76.1
1979	Mike Alvarez	84.1
1980	Mike Alvarez	70
1981	Mike Murock	67.2
1982	Billy Donathan	65
1983	Cal Santarelli	82
1984	Robbie Smith	105
1985	Eric Hetzel	105
1986	Stan Loewer	123.2
1987	Gregg Patterson	122
1988	Russell Springer	119
1989	Ben McDonald	152.1
1990	Paul Byrd	140.2
1991	Chad Ogea	131.1
1992	Lloyd Peever	104.2
1993	Mike Siroka	145
1994	Scott Schultz	118.2
1995	Scott Schultz	117
1996	Eddie Yarnall	124.2
1997	Patrick Coogan	125
1998	Doug Thompson	121
1999	Kurt Ainsworth	130.1
2000	Brian Tallet	143.1
2001	Lane Mestepey	139.1
2002	Lane Mestepey	142.1
2003	Nate Bumstead	110
2004	Justin Meier	100.2
2005	Greg Smith	104
2006	Clay Dirks	88
2007	Jared Bradford	96

PITCHING VICTORIES

YEAR	NAME	WINS
1948	Dick Thompson	2
	Julius Benseal	2
1949	Bud McDonald	2
	Dick Thompson	2
1950	NA	
1951	Benny McArdle	3
	Bud McDonald	3
1952	Benny McArdle	7

INTRO

THIS IS LSU

PREVIEW

TIGERS

COACHES

REVIEW

HISTORY

RECORDS

LSU



**First Baseman Eddy Furniss
(1995-98)**



**Shortstop Jason Williams
(1993-96)**



**Shortstop Brandon Larson
(1997)**

Batting

MOST GAMES

Season: 73 by Johnny Tellechea, Andy Sheets, Tookie Johnson (1991); by Wes Grisham, Tim Clark, Scott Bethea (1990)
Career: 266 by Jason Williams (1993-96)

MOST AT BATS

Game: 8 by Jim Hathorne and Duane Dewey vs. Tulane (4-5-79)
Season: 293 by Ryan Patterson (2004)
Career: 1019 by Jason Williams (1993-96)

MOST RUNS SCORED

Game: 5 by eight players; most recently by Brad Cresse vs. UL-Monroe (5-27-00)
Season: 95 by Nathan Dunn (1996)
Career: 270 by Jason Williams (1993-96)

MOST HITS

Game: 5 by Randy Olson vs. So. Miss. (4-1-79); by Albert Belle vs. Louisiana College (2-18-87); by Rich Vasquez vs. McNeese State (2-22-87); by Craig Faulkner vs. Oral Roberts (3-21-87); by Wes Grisham vs. Southern (2-28-89) and vs. Miss. State (4-16-89); by Keith Osik vs. La. Tech (5-19-89); by Rich Cordani vs. Southern (3-6-90); by Ron Lim vs. Evansville (3-14-90); by Johnny Tellechea at Nevada-Las Vegas (3-9-91); by Lyle Mouton at Louisiana Tech (4-10-91); by Andy Sheets vs. Louisiana College (3-14-92); by Russ Johnson vs. Florida (4-11-93); by Jason Williams vs. Arkansas (4-23-94); by Mike Koerner at South Carolina (4-5-96); by Mike Koerner vs. Va. Commonwealth (3-1-97); by Blair Barbier vs. Southern (3-4-98); by Eddy Furniss at Auburn (3-13-98); by Eric Hendrickson vs. Ohio (3-5-99); by Blair Barbier at Georgia (5-8-99); by Brad Cresse vs. Tulane (3-1-00); by Mike Fontenot at Central Florida (3-4-00); by Blair Barbier at SE Louisiana (3-14-00); by Brad Cresse at Auburn (3-31-00); by Bryan Moore at Arizona State (3-3-01); by Bryan Moore vs. Vanderbilt (4-22-01); by Matt Heath at Tennessee (5-4-02); by Aaron Hill vs. South Carolina (4-5-03); by Jon Zeringue vs. Vanderbilt (5-15-04); by Ryan Patterson vs. Tennessee (5-14-05)

Season: 110 by Brandon Larson (1997)
Career: 352 by Eddy Furniss (1995-98)

MOST SINGLES

Game: 5 by Craig Faulkner vs. Oral Roberts (3-21-87)
Season: 78 by Sean Barker (2002); by J.C. Holt (2004)
Career: 238 by Jason Williams (1993-96)

MOST DOUBLES

Game: 3 on 18 occasions; most recently by Nick Stavinoha vs. Southern Miss (6-5-04)
Season: 36 by Brad Hawpe (2000)
Career: 87 by Eddy Furniss (1995-98)

MOST TRIPLES

Game: 2 by nine players; most recently by Jeff Leamont vs. Kentucky (5-16-99)
Season: 11 by Todd Walker (1993)
Career: 15 by Todd Walker (1992-94)

MOST HOME RUNS

Game: 3 by Mark Cooper vs. Ole Miss (4-9-83); by Eddy Furniss at Arkansas (4-21-95); by Eddy Furniss vs. Georgia (3-17-96); by Brandon Larson vs. Duke (2-23-97); by Brandon Larson at La. Tech (3-25-97); by Eddy Furniss at Auburn (3-13-98); by Eric Hendrickson vs. Ohio (3-5-99); by Brad Cresse vs. UL-Monroe (5-27-00); by Zeph Zinsman vs. Duquesne (2-23-01); by Quinn Stewart vs. Stetson (3-11-06)
Season: 40 by Brandon Larson (1997)
Career: 80 by Eddy Furniss (1995-98)

MOST RUNS BATTED IN

Game: 9 by Eric Hendrickson vs. Ohio (3-5-99)
Season: 118 by Brandon Larson (1997)
Career: 308 by Eddy Furniss (1995-98)

MOST TOTAL BASES

Game: 16 by Eddy Furniss at Auburn (3-13-98)
Season: 250 by Brandon Larson (1997)
Career: 689 by Eddy Furniss (1995-98)

HIGHEST SLUGGING PERCENTAGE

Season: .898 by Eddy Furniss (1998)
Career: .727 by Eddy Furniss (1995-98)

MOST SACRIFICE FLIES

Game: 2 on several occasions; most recently by Blake Gill vs. UAB (3-4-05)
Season: 10 by Wes Grisham (1990)
Career: 18 by Blair Barbier (1997-2000); by Wally Pontiff (2000-02)

MOST SACRIFICE BUNTS

Game: 2 on several occasions; most recently by Michael Hollander vs. Southern (5/1/07)
Season: 13 by Michael Hollander (2007)
Career: 24 by Michael Hollander (2005-)

MOST WALKS

Game: 4 on several occasions; most recently by Matt Heath vs. South Carolina (5-23-02)
Season: 77 by Andy Galy (1987)
Career: 191 by Eddy Furniss (1995-98)

MOST STRIKEOUTS

Game: 5 by Tim Lanier at Nicholls State (4-26-94); by Casey Cuntz vs. South Carolina (4-5-97)
Season: 73 by Gary Hymel (1991)
Career: 213 by Brad Cresse (1997-2000)

MOST STOLEN BASES

Game: 4 by Wally McMakin vs. Michigan State (3-21-75)
Season: 42 by Rob Hartwig (1987)
Career: 73 by Rob Hartwig (1986-87)

HIGHEST BATTING AVERAGE

(Minimum of two at bats per team game)
Season: .410 by Russ Johnson (1994)
Career: .396 by Todd Walker (1992-94)

Pitching

MOST INNINGS PITCHED

Game: 10.2 by Russell Springer vs. Kentucky (3-20-88)
 Season: 152.1 by Ben McDonald (1989)
 Career: 480 by Lane Mestepey (2001-05)

MOST APPEARANCES

Season: 41 by Barry Manuel (1986); by Rick Greene (1991)
 Career: 108 by Mark LaRosa (1988-91)

MOST STRIKEOUTS

Game: 17 by Scott Schultz vs. Maine (3-10-95) *
 Season: 202 by Ben McDonald (1989)
 Career: 409 by Scott Schultz (1992-95)

MOST WALKS

Game: 11 by Eddie Olsen vs. Ole Miss (3-20-77); by John Chadwick vs. Miss. State (4-4-66)
 Season: 79 by Dan Kite (1988)
 Career: 183 by Dan Kite (1986-88)

MOST HITS ALLOWED

Game: 15 by Scott Schultz at Auburn (5-6-94)
 Season: 158 by Lane Mestepey (2001)
 Career: 535 by Lane Mestepey (2001-05)

MOST WILD PITCHES

Game: 6 by Scott Schultz vs. Alabama (4-28-95)
 Season: 20 by Kurt Ainsworth (1999)
 Career: 45 by Scott Schultz (1992-95)

MOST STARTS

Season: 22 by Ben McDonald (1988); by Mark Guthrie (1986)
 Career: 68 by Lane Mestepey (2001-05)

MOST SHUTOUTS

Season: 3 by Randy Wiles (1970); by Ben McDonald (1989); by Brian Tallet (2000)
 Career: 7 by Randy Wiles (1970-73)

MOST COMPLETE GAMES

Season: 10 by Mike Sirotko (1993); by Ben McDonald (1988); by Paul Stefan (1976)
 Career: 27 by Pat Mook (1972-75)

LOWEST EARNED RUN AVERAGE

Season: 0.21 by Rick Farizo (1970)
 Career: 1.70 by Bruce Baudier (1966-67)

HIGHEST WON-LOST PERCENTAGE

Season: 1.000 by Lloyd Peever (14-0, 1992)
 Career: .880 by Patrick Coogan (22-3, 1995-97)

MOST WINS

Season: 17 by Paul Byrd (17-6, 1990)
 Career: 38 by Scott Schultz (38-12, 1992-95)

MOST LOSSES

Season: 9 by Charlie Furbush (2007)
 Career: 20 by Lane Mestepey (2001-05)

MOST SAVES

Season: 14 by Rick Greene (1991)
 Career: 29 by Rick Greene (1990-92)

FEWEST HITS ALLOWED

(Per Nine Innings)
 Season: 4.07 by Fred Southerland (25 hits in 55.1 IP, 1962)
 Career: 5.33 by Barry Manuel (80 hits in 135 IP, 1985-87)

FEWEST WALKS ALLOWED

(Per Nine Innings)
 Season: 1.08 by Lane Mestepey (17 walks in 142.1 IP, 2002)
 Career: 1.69 by Jason Determann (40 walks in 213 IP, 2002-05)

MOST STRIKEOUTS

(Per Nine Innings)
 Season: 14.33 by Russell Springer (68 Ks in 42.2 IP, 1987)
 Career: 11.88 by Eddie Yarnall (260 Ks in 197 IP, 1994-96)

MOST RUNS ALLOWED

Game: 15 by Chuck Voorhies vs. Michigan St. (3-22-75)
 Season: 77 by Lane Mestepey (2001)
 Career: 249 by Lane Mestepey (2001-05)

MOST EARNED RUNS ALLOWED

Game: 11 by Ben McDonald vs. Texas (6-8-89)
 Season: 68 by Brandon Bowe (1999); by Bo Pettit (2003)
 Career: 192 by Lane Mestepey (2001-05)

MOST PICKOFFS

Season: 19 by John O'Donoghue (1990)

Fielding

MOST PUT OUTS

Game: 21 by Tim Lanier at Florida (3-22-96)
 Season: 633 by Kenny Jackson (1993)
 Career: 1598 by Eddy Furniss (1995-98)

MOST ASSISTS

Game: 10 on four occasions; most recently by Michael Hollander vs. Ole Miss (4-14-07)
 Season: 246 by Ryan Theriot (2001)
 Career: 625 by Jason Williams (1993-96); by Ryan Theriot (1999-2001)

MOST ERRORS

Game: 4 on four occasions; most recently by Michael Hollander vs. New Orleans (3-29-05)
 Season: 33 by Keith Osik (1989)
 Career: 74 by Mike Croswell (1975-78)

* - Schultz' strikeout mark is the "modern-day" LSU record. LSU's Butch Mixon recorded 24 strikeouts versus SW Louisiana on April 28, 1959.



Pitcher Randy Wiles
(1970-73)



Pitcher Scott Schultz
(1992-95)



Pitcher Russ Springer
(1987-89)

INTRO

THIS IS LSU

PREVIEW

TIGERS

COACHES

REVIEW

HISTORY

RECORDS

LSU

INTRO

THIS IS LSU

PREVIEW

TIGERS

COACHES

REVIEW

HISTORY

RECORDS

LSU



Pitcher Rick Farizo
(1968-71)



Head Coach Jim Smith
(1966-1978)



Catcher Rob Leary
(1985-86)

Batting

MOST AT BATS

Game: 58 at Florida (3-22-96)
Season: 2,542 (2000)

MOST RUNS SCORED

Inning: 18 vs. Georgia Tech (7th inning, 5-26-96)
Game: 29 vs. Georgia Tech (5-26-96)
Season: 673 (1997)

MOST HITS

Game: 27 vs. Evansville (3-14-90)
Season: 864 (2000)

MOST SINGLES

Game: 19 at Miss. State (5-19-95)
Season: 558 (2000)

MOST DOUBLES

Game: 10 vs. Arkansas (3-22-98)
Season: 194 (2000)

MOST TRIPLES

Game: 3 on 13 occasions; most recently vs. Tennessee Tech (2-17-06)
Season: 37 (1993)

MOST HOME RUNS

Game: 8 vs. Southern California (5-30-98)
Season: 188 (1997)

MOST RUNS BATTED IN

Game: 28 vs. Georgia Tech (5-26-96)
Season: 632 (1997)

MOST TOTAL BASES

Game: 54 at Louisiana College (3-14-92)
Season: 1,523 (1997)

HIGHEST SLUGGING PERCENTAGE

Game: 1.058 at Louisiana College (3-14-92)
Season: .607 (1997)

MOST SACRIFICE FLIES

Game: 4 on two occasions, most recently at Southern (4-20-04)
Season: 48 (1996)

MOST SACRIFICE BUNTS

Game: 4 on three occasions, most recently vs. Birmingham-Southern (2-9-02)
Season: 43 (2006)

MOST WALKS

Game: 16 vs. Mercer (2-18-89); vs. Mercer (2-19-89); vs. Florida (3-2-91)
Season: 444 (1989)

MOST STRIKEOUTS

Game: 21 vs. Tulane (11 innings, 4-30-65)
Season: 585 (1997)

MOST STOLEN BASES

Game: 10 vs. Michigan St. (3-21-75)
Season: 156 (1987)

MOST LEFT ON BASE

Game: 22 vs. Tulane (14 innings, 4-5-79)
Season: 613 (2000)

BATTING AVERAGE

High: .340 (2000)
Low: .210 (1969)

HITS PER GAME

High: 12.52 (2000)
Low: 6.06 (1969)

RUNS PER GAME

High: 9.67 (1996)
Low: 2.83 (1969)

WALKS PER GAME

High: 6.17 (1989)
Low: 2.79 (1965)

STRIKEOUTS PER GAME

High: 8.37 (1998)
Low: 3.81 (1981)

Fielding

MOST PUT OUTS

Game: 48 vs. South Alabama (16 innings, 4-10-72)
Season: 1,891 (1990)

MOST ASSISTS

Game: 22 vs. Auburn (14 innings, 5-5-85)
Season: 830 (1993)

MOST ERRORS

Game: 8 vs. Auburn (3-4-84)
Season: 125 (1993)

MOST DOUBLE PLAYS

Game: 5 vs. Georgia (4-13-02); vs. Mississippi State (3-26-04)
Season: 73 (2002)

MOST TRIPLE PLAYS

Game: 1 vs. New Orleans (4-28-81); vs. Oklahoma (5-23-97); vs. Ole Miss (3-28-99)
Season: 1 (1981, 1997, 1999)



Pitcher Clay Parker
(1982-85)

Pitching

MOST INNINGS PITCHED

Game: 16 vs. South Alabama (4-10-72)
Season: 630.1 (1990)

MOST STRIKEOUTS

Game: 20 at Florida (16 innings, 3-22-96)
Season: 682 (1997)

MOST WALKS

Game: 16 vs. Tulane (3-10-83)
Season: 292 (1988)

MOST RUNS ALLOWED

Inning: 12 vs. Miss. St. (3rd inning, 4-10-78)
Game: 28 at Alabama (5-10-97)
Season: 402 (1999)

MOST EARNED RUNS ALLOWED

Game: 22 at Alabama (5-10-97)
Season: 329 (1999)

MOST HITS ALLOWED

Game: 28 at Alabama (5-10-97)
Season: 661 (2000)

MOST WILD PITCHES

Game: 6 vs. Alabama (4-28-95)
Season: 69 (1999)

MOST APPEARANCES

Game: 8 vs. TCU (3-19-94); vs. Ole Miss (4-14-01)
Season: 233 (1997)

SAVES

High: 20 (1989)
Low: 0 (1976)

COMPLETE GAMES

High: 25 (1979, 1968)
Low: 2 (2006, 2007)

EARNED RUN AVERAGE

High: 6.08 (1981)
Low: 1.75 (1968)

STRIKEOUTS PER GAME

High: 9.74 (1997)
Low: 3.78 (1978)

WALKS PER GAME

High: 5.22 (1982)
Low: 2.51 (2004)

HITS ALLOWED PER GAME

High: 10.4 (2007)
Low: 4.79 (1968)

RUNS ALLOWED PER GAME

High: 6.92 (1981)
Low: 1.91 (1968)

Season

GAMES PLAYED

High: 73 (1990, 1991)
Low: 19 (1965)

GAMES WON

High: 57 (1997)
Low: 6 (1965)

GAMES LOST

High: 34 (1978)
Low: 13 (1997, 1973, 1967, 1965)

CONSECUTIVE GAMES WON

Season: 19 (1997)

CONSECUTIVE GAMES LOST

Season: 11 (1982)

GAMES WON AT HOME

High: 38 (1986)
Low: 6 (1965)

GAMES WON ON ROAD

High: 24 (1989, 2000)
Low: 0 (1965)

CONFERENCE WINS

High: 22 (1997, 1986)
Low: 4 (1977, 1969, 1966, 1965)

CONFERENCE LOSSES

High: 18 (1978)
Low: 3 (1975)

WON-LOST PERCENTAGE

High: .814 (57-13, 1997)
Low: .282 (12-34, 1978)



Outfielder Ryan Patterson
(2003-05)



Pitcher Pat Mooock
(1972-75)



Head Coach Ray Didier led
LSU to the 1961 SEC title.



Jason Determann posted a 19-5 mark and a
3.13 ERA during his LSU career (2002-05).

INTRO

THIS IS LSU

PREVIEW

TIGERS

COACHES

REVIEW

HISTORY

RECORDS

LSU

All-America

- 2005 - Ryan Patterson, LF, *USA Today/SportsWeekly* (1st Team); NCBWA (1st Team); ABCA (2nd Team); *Collegiate Baseball* (2nd Team); *Baseball America* (3rd Team)
- Greg Smith, LHP, *Collegiate Baseball* (3rd Team)
- 2004 - Jon Zeringue, RF, *USA Today/SportsWeekly* (1st Team); NCBWA (1st Team); *Collegiate Baseball* (2nd Team)
- J.C. Holt, CF, *Baseball America* (3rd Team)
- Clay Dirks, LHP, NCBWA (3rd Team)
- 2003 - Aaron Hill, SS, *Baseball America* (1st Team); *Collegiate Baseball* (2nd Team); *ESPN/SportsWeekly* (2nd Team); ABCA (2nd Team)
- Lane Mestepey, LHP, *Collegiate Baseball* (3rd Team)
- 2001 - Lane Mestepey, LHP, *Collegiate Baseball* (3rd Team)
- Todd Linden, OF, *Baseball America* (3rd Team)
- 2000 - Brad Cresse, C, *Baseball Weekly* (1st Team); *Collegiate Baseball* (1st Team); NCBWA (1st Team); *Baseball America* (1st Team); ABCA (1st Team); *The Sporting News* (2nd Team)
- Brad Hawpe, IB, *Baseball America* (2nd Team); *Collegiate Baseball* (3rd Team)
- Brian Tallet, LHP, *Baseball America* (2nd Team)
- 1999 - Kurt Ainsworth, RHP, *Baseball America* (1st Team)
- Brad Cresse, C, NCBWA (2nd Team)
- Jeff Leamont, IB, NCBWA (3rd Team)
- 1998 - Eddy Furniss, IB, NCBWA (1st Team); *Collegiate Baseball* (1st Team); *Baseball America* (1st Team); *The Sporting News* (1st Team); ABCA (1st Team); *USA Today* (2nd Team)
- Brad Cresse, C, *The Sporting News* (1st Team); NCBWA (2nd Team); ABCA (3rd Team)
- Trey McClure, INF, NCBWA (2nd Team); *The Sporting News* (3rd Team)
- Doug Thompson, RHP, NCBWA (2nd Team)
- 1997 - Brandon Larson, SS, *Baseball America* (1st Team); NCBWA (1st Team); *The Sporting News* (1st Team); ABCA (1st Team); *Collegiate Baseball* (3rd Team)
- Patrick Coogan, RHP, NCBWA (1st Team); *Collegiate Baseball* (2nd Team); *Baseball America* (3rd Team)
- Eddy Furniss, IB, NCBWA (3rd Team)
- 1996 - Eddy Furniss, IB, *Collegiate Baseball* (1st Team); *Baseball America* (1st Team); ABCA (1st Team); NCBWA (1st Team)
- Eddie Yarnall, LHP, *Baseball America* (1st Team); ABCA (1st Team); *Collegiate Baseball* (2nd Team); NCBWA (2nd Team)
- Jason Williams, SS, NCBWA (2nd Team); ABCA (3rd Team)
- Nathan Dunn, 3B, NCBWA (2nd Team); *Collegiate Baseball* (3rd Team)
- Warren Morris, 2B, NCBWA (Honorable Mention)
- Chad Cooley, OF, NCBWA (Honorable Mention)
- Chris Demouy, LHP, NCBWA (Honorable Mention)
- 1995 - Scott Schultz, RHP, NCBWA (1st Team); *Collegiate Baseball* (3rd Team); *Baseball America* (3rd Team); ABCA (3rd Team)
- Warren Morris, 2B, NCBWA (2nd Team)
- Mike Klostermeyer, IB, NCBWA (3rd Team)
- Jason Williams, SS, NCBWA (Honorable Mention)
- 1994 - Todd Walker, 2B, *Collegiate Baseball* (1st Team); *Baseball America* (1st Team); NCBWA (1st Team); ABCA (1st Team)
- Russ Johnson, SS, NCBWA (1st Team); *Collegiate Baseball* (2nd Team); *Baseball America* (2nd Team); ABCA (2nd Team)
- Scott Schultz, RHP, NCBWA (2nd Team); *Collegiate Baseball* (3rd Team)
- 1993 - Todd Walker, 2B, *Collegiate Baseball* (1st Team); *Baseball America* (1st Team); ABCA (1st Team); NCBWA (1st Team)
- Brett Laxton, RHP, NCBWA (1st Team); *Collegiate Baseball* (2nd Team); *Baseball America* (2nd Team); ABCA (3rd Team)
- Harry Berrios, OF, ABCA (2nd Team); NCBWA (2nd Team)
- 1992 - Lloyd Peever, RHP, *Collegiate Baseball* (1st Team); *Baseball America* (1st Team); ABCA (1st Team)

- Todd Walker, 2B, *Collegiate Baseball* (2nd Team); *Baseball America* (2nd Team)
- 1991 - Rick Greene, RHP, *Collegiate Baseball* (2nd Team)
- Chad Ogea, RHP, *Baseball America* (2nd Team)
- Rick Greene, RHP, *Collegiate Baseball* (2nd Team); ABCA (3rd Team)
- Lyle Mouton, OF, *Collegiate Baseball* (3rd Team)
- 1990 - Wes Grisham, OF, *Baseball America* (1st Team); ABCA (2nd Team); *The Sporting News* (2nd Team)
- Paul Byrd, RHP, *Baseball America* (2nd Team)
- 1989 - Ben McDonald, RHP, *Baseball America* (1st Team); *Collegiate Baseball* (1st Team); *The Sporting News* (1st Team); ABCA (1st Team)
- 1988 - Ben McDonald, RHP, *Baseball America* (1st Team)
- 1987 - Gregg Patterson, LHP, *Baseball America* (2nd Team)
- 1986 - Barry Manuel, RHP, ABCA (3rd Team); *Baseball America* (2nd Team)
- Albert Belle, OF, *Baseball America* (2nd Team)
- 1983 - Cal Santarelli, P, ABCA (3rd Team)
- 1974 - Mike Miley, 2B, *The Sporting News* (1st Team)
- 1961 - Allen Smith, P, ABCA (1st Team)

Freshman All-America

- 2007 - Blake Dean, OF, *Collegiate Baseball* (1st Team)
- 2006 - J.T. Wise, 2B, *Collegiate Baseball* (1st Team)
- 2004 - Clay Dirks, LHP, *Collegiate Baseball* (1st Team); *Baseball America* (2nd Team)
- 2003 - Jason Determann, LHP, *Collegiate Baseball* (Freshman 1st Team)
- Justin Meier, RHP, *Collegiate Baseball* (Freshman 1st Team)
- 2002 - J.C. Holt, 2B, *Baseball America* (2nd Team); *Collegiate Baseball* (Honorable Mention)
- Clay Harris, RHP, *Collegiate Baseball* (Honorable Mention)
- Jason Vargas, LHP, *Collegiate Baseball* (Honorable Mention)
- 2001 - Lane Mestepey, LHP, *Baseball America* (1st Team); *Collegiate Baseball* (1st Team); *Baseball Weekly* (1st Team)
- Aaron Hill, OF, *Collegiate Baseball* (Honorable Mention)
- 2000 - Mike Fontenot, 2B, *Collegiate Baseball* (1st Team); *Baseball America* (1st Team)
- Wally Pontiff, OF, *Collegiate Baseball* (Honorable Mention)
- Bo Pettit, RHP, *Collegiate Baseball* (Honorable Mention)
- 1997 - Blair Barbier, 2B; *Collegiate Baseball* (1st Team)
- 1995 - Eddy Furniss, DH, *Collegiate Baseball* (Honorable Mention)
- 1994 - Warren Morris, LF, *Collegiate Baseball* (Honorable Mention)
- 1993 - Brett Laxton, RHP, *Collegiate Baseball* (1st Team)
- 1992 - Todd Walker, 2B, *Collegiate Baseball* (1st Team); *Baseball America* (1st Team)
- Russ Johnson, 3B, *Collegiate Baseball* (1st Team); *Baseball America* (1st Team)
- Scott Schultz, RHP, *Baseball America* (1st Team); *Collegiate Baseball* (Honorable Mention)
- 1989 - Paul Byrd, RHP, *Collegiate Baseball* (1st Team)
- 1986 - Dan Kite, RHP, *Baseball America* (1st Team)

Academic All-America

- 2005 - Jason Determann (2nd Team)
- 1998 - Eddy Furniss, IB (2nd Team)
- 1997 - Eddy Furniss, IB (1st Team)
- 1996 - Eddy Furniss, IB (2nd Team)
- Chris Demouy, P (3rd Team)
- 1995 - Warren Morris, 2B (1st Team)
- 1994 - Tim Lanier, C (3rd Team)

SEC Scholar Athlete of the Year

- 2005 - Jason Determann, LHP

SEC Academic Honor Roll

- 2007 - Jared Bradford, RHP (General Studies)
- Steven Broschovsky, OF (Management)
- Will Davis, C (Secondary Education)
- Kevin Farnsworth, C (Biology)



Blair Barbier
1997 All-SEC

- Jeffrey Garidel, INF (General Studies)
- Cade Gautreau, C (Accounting)
- Michael Hollander, INF (Communication Studies)
- Nicholas Pontiff, INF (Management)
- 2006 - Steven Broschovsky, OF (Management)
- Chris Cahill, RHP (General Studies)
- Chase Dardar, RHP (General Studies)
- Michael Hollander, SS (Undeclared)
- Derik Olvey, RHP (General Studies)
- Nicholas Pontiff, INF (Communication Studies)
- Trey Simon, OF (Undeclared)
- Bruce Sprowl, OF (Mass Communication)
- Gee Victoriano, C (Kinesiology)
- Steven Waguespack, INF (General Studies)
- 2005 - Brad Bass, C (Kinesiology)
- Steven Broschovsky, OF (Undeclared)
- Chase Dardar, RHP (General Studies)
- Will Davis, C (Secondary Education)
- Jason Determann, LHP (Biology)
- Jordan Faircloth, RHP (Political Science)
- Bryan Harris, INF (Kinesiology)
- Chris McDougall, LHP (Kinesiology)
- Lane Mestepey, LHP (Kinesiology)
- Brandon Nall, RHP (Horticulture)
- Bruce Sprowl, OF (Mass Communication)
- Nick Stavinocha, OF (Management)
- 2004 - Steven Broschovsky, OF (Undeclared)
- Jason Determann, LHP (Biological Sciences)
- Bobby DiLiberto, INF (Political Science)
- Jordan Faircloth, RHP (Political Science)
- Bryan Harris, INF (Kinesiology)
- J.C. Holt, CF (Management)
- Matt Horwath, INF (Undeclared)
- Chris McDougall, LHP (Kinesiology)
- Lane Mestepey, LHP (Kinesiology)
- Brandon Nall, RHP (Turfgrass Management)
- Bruce Sprowl, OF (Mass Communication)
- Nick Stavinocha, DH (Management)
- 2003 - Lukas Guidroz, RHP, 3.11 (General Studies)
- Weylin Guidry, RHP, 3.33 (Marketing)
- Justin Hill, RHP, 3.70 (General Studies)
- David Miller, RHP, 3.17 (Civil Engineering)
- Wally Pontiff, 3B, 3.73 (Biology)
- Rocky Scelfo, 2B, 3.16 (General Studies)
- Chad Vaught, RHP, 3.31 (Biology)
- 2002 - Brad David, LHP, 3.13 (Management)
- Justin Hill, RHP, 3.49 (General Studies)
- David Miller, RHP, 3.14 (Civil Engineering)
- Tim Nugent, LHP, 3.16 (General Business)
- Wally Pontiff, 3B, 3.25 (Biology)
- Chad Vaught, RHP, 3.53 (Zoology)
- 2001 - Billy Brian, RHP, 3.25 (Construction Management)
- Brad David, LHP, 3.05



Brad Hawpe

2000 NCAA Regional Most Outstanding Player

- (Construction Management)
- David Miller, RHP, 3.00 (General Studies)
- Tim Nugent, LHP, 3.33 (General Studies)
- Wally Pontiff, 3B, 3.06 (Undergraduate Studies)
- Chad Vaught, 3.13 (Zoology)
- 2000 - Blair Barbier, 3B, 3.33 (Finance)
- Billy Brian, RHP, 3.25 (Construction Management)
- Mike Daly, INF, 3.40 (Marketing)
- Brad Hawpe, IB, 3.01 (Finance)
- Trey Hodges, RHP, 3.02 (Kinesiology)
- Jeremy Loftice, RHP, 3.01 (Kinesiology)
- Billy McBride, OF, 3.11 (Undergraduate Studies)
- Tommy Morel, OF, 3.11 (Microbiology)
- Tim Nugent, LHP, 3.44 (General Business)
- Jeremy Witten, OF, 3.44 (Kinesiology)
- 1999 - Kurt Ainsworth, RHP, 3.41 (Management Information Systems)
- Christian Bourgeois, OF, 3.24 (Zoology)
- Josh Dalton, SS, 3.16 (Kinesiology)
- Mike Daly, INF, 3.11 (Marketing)
- Tim Nugent, LHP, 3.05 (Undergraduate Studies)
- Jeremy Witten, OF, 3.11 (Kinesiology)
- 1998 - Blair Barbier, INF, 3.17 (Undergraduate Studies)
- Matt Colvin, LHP, 3.38 (Management Information Systems)
- Chris Demouy, LHP, 3.33 (Business Administration)
- Eddy Furniss, IB, 3.47 (Zoology)
- Doug Thompson, RHP, 3.22 (Kinesiology)
- 1997 - Eric Berthelot, LHP, 3.26 (Kinesiology)
- John Blancher, INF, 3.22 (Liberal Arts)
- Patrick Coogan, RHP, 3.0 (Business Administration)
- Casey Cuntz, 3B, 3.62 (Mass Communications)
- Brian Daugherty, RHP, 3.37 (General Studies)
- Chris Demouy, LHP, 3.63 (Management)
- Eddy Furniss, IB, 3.66 (Zoology)
- Jeff Harris, RHP, 3.77 (Kinesiology)
- Joey Painich, RHP, 3.16 (Kinesiology)
- 1996 - Warren Morris, 2B, 3.5 (Zoology)
- Eddy Furniss, IB, 3.7 (Pre-Medicine)
- Brad Wilson, DH, 3.0 (General Studies)
- Kevin Ward, C, 3.6 (Electrical Engineering)
- Tim Lanier, C, 3.6 (Kinesiology)
- Brian Daugherty, RHP, 3.1 (Kinesiology)
- Chris Demouy, LHP, 3.8 (Management)
- 1995 - Warren Morris, 2B, 3.73 (Zoology)
- Kevin Ainsworth, OF, 3.25 (Management)
- Bhrett McCabe, RHP, 3.06 (Psychology)
- Kevin Ward, C, 3.34, (Electrical Engineering)
- Tim Lanier, C, 3.10 (Kinesiology)
- Brian Winders, RHP, 3.53 (General Studies)
- Casey Cuntz, SS, 3.42 (General Studies)

- 1994 - Kevin Ainsworth, RF, 3.07 (Business Management)
- Scott Berardi, C, 3.12 (Advertising)
- Tim Lanier, C, 3.25 (Kinesiology)
- Bhrett McCabe, RHP, 3.11 (Zoology)
- Warren Morris, LF, 3.68 (Accounting)
- Kevin Ward, C, 3.40 (Accounting)
- 1993 - Mike Sirotko, LHP, 3.15 (Psychology)
- Matt Chamberlain, RHP, 3.28 (Microbiology)
- Brian Winders, RHP, 3.10 (Microbiology)
- 1992 - Tim Bauer, C, 3.50 (Marketing)
- Matt Chamberlain, RHP, 3.32 (Microbiology)
- David Herry, RHP, 3.10 (Business Administration)
- Jared Mula, OF, 3.20 (General Studies)
- Bhrett McCabe, RHP, 3.00 (General Studies)
- Mike Sirotko, LHP, 3.20 (Psychology)
- 1991 - Tim Bauer, C, 3.60 (Marketing)
- Paul Byrd, RHP, 3.04 (General Studies)
- Matt Chamberlain, RHP, 3.35 (Pre-Medicine)
- Pat Garrity, DH, 3.03 (General Studies)
- 1988 - Daniel Edwards, C, 3.81 (Philosophy)
- 1987 - Rob Hartwig, OF, 3.15 (General Studies)
- Mark Guthrie, LHP, 3.13 (General Studies)
- Pete Bush, IB, 3.05 (Management)
- 1986 - Joe Zimmerman, P, 3.25 (Phys. Ed.)
- Terry Belle, OF, 3.00 (Accounting)
- 1985 - Joe Zimmerman, P, 3.57 (Physical Therapy)
- 1984 - Mark Howie, SS, 3.25 (Business Admin.)
- 1983 - Mark Howie, SS, 3.00 (Marketing)
- 1980 - Randy Olson, OF, 3.00 (Education)
- 1979 - Lucien Tujague, OF, 3.20 (Petroleum Eng.)
- 1976 - Wally McMakin, 3B, 3.30 (Education)
- Tony Toups, SS, 3.20 (Business Admin.)
- 1975 - Wally McMakin, DH, 3.00 (Education)
- Randy Aldridge, OF, 3.40 (Education)
- Guy Hollingsworth, P, 3.20 (Pre-Law)
- 1974 - Randy Aldridge, OF, 3.75 (Education)
- Tom Charpentier, P, 3.00 (Business Admin.)
- 1973 - Steve Spitz, 2B, 3.00 (Business Admin.)
- 1971 - Mike Moock, 2B, 3.20 (Business Admin.)
- Lou Farmer, P, 3.20 (Business Admin.)

First-Team All-SEC

- 2006 - Quinn Stewart, OF
- 2005 - Ryan Patterson, LF
- Greg Smith, LHP
- 2004 - J.C Holt, CF
- Jon Zeringue, RF
- 2003 - Aaron Hill, SS
- Ryan Patterson, DH
- Clay Harris, IB
- 2002 - Lane Mestepey, LHP
- 2001 - Lane Mestepey, LHP
- Wally Pontiff, 3B
- Mike Fontenot, 2B
- Brad Cresse, C
- 1998 - Eddy Furniss, IB
- 1997 - Brandon Larson, SS
- Patrick Coogan, RHP
- 1996 - Eddy Furniss, IB
- Nathan Dunn, 3B
- Eddie Yarnall, LHP
- 1995 - Scott Schultz, RHP
- 1994 - Russ Johnson, SS
- Todd Walker, 2B
- 1993 - Todd Walker, 2B
- Brett Laxton, RHP
- 1992 - Lloyd Peever, RHP
- Todd Walker, 2B
- 1991 - Tookie Johnson, 2B
- 1990 - Wes Grisham, OF
- Chad Ogea, RHP
- Keith Osik, C
- Tookie Johnson, 2B
- 1989 - Ben McDonald, P
- Wes Grisham, DH
- 1988 - Craig Cala, OF
- Ben McDonald, RHP
- 1987 - Albert Belle, OF
- Gregg Patterson, LHP
- 1986 - Jim Bowie, IB
- Mark Guthrie, LHP

- 1985 - Marty Lanoux, 3B
- 1984 - Mark Cooper, C
- 1983 - Mark Cooper, C
- Cal Santarelli, P
- 1980 - Don Schneider, P
- 1979 - Bobby Mariano, 3B
- 1976 - Paul Stefan, P
- Tony Toups, SS
- 1975 - Steve Frank, IB
- Wally McMakin, 3B
- Pat Moock, P
- 1973 - Gerald Keigley, UT
- Pat Moock, P
- 1972 - Mike Miley, UT
- Randy Wiles, P
- 1971 - Craig Burns, OF
- 1969 - Tom Giles, C
- 1968 - Bob Leake, OF
- 1967 - Tom Giles, C
- Steve Ogin, OF
- 1964 - Steve George, P
- 1963 - Gene Achord, OF
- 1962 - Allen Smith, P
- 1961 - Allen Smith, P
- John Bailey, OF
- 1958 - Bob Loftin, P
- Al White, 2B
- 1953 - Jerry Marchand, C
- 1952 - Jerry Marchand, C
- Benny McArdle, P
- 1951 - Gene Murphy, C

SEC Player of the Year


- 2004 - Jon Zeringue, RF
- 2003 - Aaron Hill, SS
- 1996 - Eddy Furniss, IB
- 1994 - Russ Johnson, SS
- 1993 - Todd Walker, 2B

SEC Freshman of the Year

- 2001 - Lane Mestepey, LHP
- 2000 - Mike Fontenot, 2B

Second-Team All-SEC

- 2007 - Jared Bradford, RHP
- 2006 - Michael Hollander, SS
- 2005 - Nick Stavinocha, RF
- Blake Gill, DH
- Clay Dirks, LHP
- 2004 - Clay Harris, 3B
- Ryan Patterson, LF
- 2003 - Nate Bumstead, RHP
- Blake Gill, 2B
- Jon Zeringue, OF
- 2002 - Wally Pontiff, 3B
- Jake Tompkins, RHP
- 2001 - Ryan Theriot, SS
- Todd Linden, OF
- Bryan Moore, IB
- 1999 - Trey McClure, OF
- Jeff Leaumont, IB



Brad Cresse

2000 Johnny Bench Award Recipient

INTRO

THIS IS LSU

PREVIEW

TIGERS

COACHES

REVIEW

HISTORY

RECORDS

LSU

INTRO

THIS IS LSU

PREVIEW

TIGERS

COACHES

REVIEW

HISTORY

RECORDS

LSU

- 1998 - Trey McClure, 3B
- Brad Cresse, C
- Doug Thompson, RHP
- 1997 - Blair Barbier, 2B
- Eddy Furniss, IB
- 1996 - Chad Cooley, OF
- Justin Bowles, OF
- Jason Williams, SS
- 1995 - Warren Morris, 2B
- 1994 - Scott Schultz, RHP
- 1993 - Harry Berrios, RF
- 1991 - Gary Hymel, C
- Lyle Mouton, RF
- Rich Cordani, LF
- 1990 - Rich Cordani, DH
- Paul Byrd, RHP
- 1989 - Craig Cala, RF
- Curtis Leskanic, RHP
- 1987 - Dave Cunningham, SS
- 1986 - Burke Broussard, 2B
- Jeff Reboulet, SS
- Albert Belle, RF
- Rob Leary, C
- Barry Manuel, RHP

All-SEC Western Division (1951-85)

- 1985 - Jeff Reboulet, SS
- Marty Lanoux, 3B
- Robbie Smith, P
- 1984 - Mark Cooper, C
- Tim Sossamon, OF
- John Dixon, DH
- 1983 - Mark Cooper, C
- Cal Santarelli, P
- 1982 - Dan Karp, C
- Billy Donathan, P
- 1981 - Chip Moses, 2B
- 1980 - Don Schneider, P
- Mike Alvarez, P
- Randy Olson, IB
- 1979 - Bobby Mariano, 3B
- Duane Dewey, C
- Pete Almaguer, 2B
- Mike Alvarez, P
- 1976 - Paul Stefan, P
- Tony Toups, SS
- 1975 - Steve Frank, IB
- Wally McMakin, 3B
- Pat Moock, P
- Vaughn Meiners, OF
- Tommy Saizan, C
- 1974 - Randy Aldridge, OF
- Tom Charpentier, P
- Mike Miley, UT
- 1973 - Gerald Keigley, UT
- Pat Moock, P
- Mike Sonderegger, OF
- 1972 - Mike Miley, UT
- Randy Wiles, P
- 1971 - Craig Burns, OF
- Lou Farmer, P
- 1970 - Bill Bright, OF
- 1969 - Tom Giles, C
- 1968 - Bob Leake, OF
- Ron Hunt, UT
- 1967 - Tom Giles, C

- Steve Ogin, OF
- 1966 - Bruce Baudier, P
- 1964 - Steve George, P
- Gene Achord, OF
- Harry Morel, 3B
- 1963 - Gene Achord, OF
- Wiley Dial, P
- 1962 - Allen Smith, P
- Larry Edmondson, UT
- Jimmy Field, OF
- 1961 - John Bailey, OF
- Allen Smith, P
- Lynn Amedee, P
- Larry Edmondson, SS
- 1958 - Bob Loftin, P
- Al White, 2B
- 1953 - Jerry Marchand, C
- 1952 - Jerry Marchand, C
- Benny McArdle, P
- 1951 - Gene Murphy, C

SEC All-Tournament

- 2003 - Aaron Hill, SS
- 2002 - Matt Heath, OF
- 2001 - Matt Heath, C
- Todd Linden, OF
- 2000 - Brian Tallet, LHP
- Brad Hawpe, IB
- Blair Barbier, 3B
- Wally Pontiff, OF
- Cedrick Harris, OF
- 1998 - Randy Keisler, LHP
- 1997 - Danny Higgins, DH
- Blair Barbier, 2B
- Brandon Larson, SS
- 1996 - Eddie Yarnall, LHP
- 1995 - Warren Morris, 2B
- Nathan Dunn, 3B
- Chad Cooley, OF
- Eddy Furniss, DH
- 1994 - Russ Johnson, SS
- Kevin Ainsworth, OF
- Brad Wilson, DH
- 1993 - Jason Williams, 3B
- Russ Johnson, SS
- Harry Berrios, OF
- Mike Neal, OF
- Will Hunt, LHP
- 1992 - Todd Walker, 2B
- Andy Sheets, SS
- Chris Moock, OF
- Mike Neal, DH
- Lloyd Peever, RHP
- Ronnie Rantz, LHP
- 1991 - Chris Moock, OF
- 1990 - Wes Grisham, OF
- Chad Ogea, RHP
- Scott Bethea, SS
- Ron Lim, OF
- 1988 - Rich Vasquez, OF
- 1987 - Dave Cunningham, SS
- Craig Faulkner, C
- 1986 - Jeff Yurtin, 3B
- Mike Papajohn, OF
- Albert Belle, OF
- Barry Manuel, P

- 1985 - Jeff Reboulet, SS
- 1979 - Bobby Mariano, 3B
- Steve Bollman, UT

Outstanding Player**SEC Tournament**

- 2000 - Wally Pontiff, OF
- 1994 - Russ Johnson, SS
- 1993 - Harry Berrios, OF
- 1992 - Andy Sheets, SS
- 1986 - Jeff Yurtin, 3B

ABCA All South Region

- 2007 - Jared Bradford, RHP (2nd Team)
- 2006 - Quinn Stewart, RF (1st Team)
- 2005 - Ryan Patterson, LF (1st Team)
- Greg Smith, LHP (1st Team)
- Nick Stavinocha, RF (2nd Team)
- 2004 - Jon Zeringue, RF (1st Team)
- Clay Harris, 3B (1st Team)
- J.C. Holt, CF (2nd Team)
- 2003 - Aaron Hill, SS (1st Team)
- Nate Bumstead, RHP (2nd Team)
- Ryan Patterson, DH (2nd Team)
- 2002 - Lane Mestepey, LHP
- 2001 - Todd Linden, OF
- Bryan Moore, IB (2nd Team)
- Mike Fontenot, 2B (2nd Team)
- 2000 - Brad Cresse, C
- 1998 - Eddy Furniss, IB
- Brad Cresse, C
- Randy Keisler, LHP (2nd team)
- 1997 - Brandon Larson, SS
- Patrick Coogan, RHP
- Mike Koerner, CF (2nd Team)
- 1996 - Eddy Furniss, IB
- Jason Williams, SS
- Nathan Dunn, 3B
- Justin Bowles, OF
- Eddie Yarnall, LHP
- 1995 - Scott Schultz, RHP
- 1994 - Todd Walker, 2B
- Russ Johnson, SS
- 1993 - Todd Walker, 2B
- Harry Berrios, OF
- Brett Laxton, RHP
- 1992 - Lloyd Peever, RHP
- Todd Walker, 2B
- Rick Greene, RHP (2nd Team)
- 1991 - Tookie Johnson, 2B
- Rick Greene, RHP
- 1989 - Ben McDonald, RHP
- Wes Grisham, DH (2nd Team)
- 1986 - Barry Manuel, RHP
- Mark Guthrie, LHP (2nd Team)
- Jim Bowie, IB (2nd Team)
- Jeff Reboulet, SS (2nd Team)
- 1984 - Mark Cooper, C
- 1983 - Cal Santarelli, P
- 1976 - Paul Stefan, P
- 1975 - Pat Moock, P
- Steve Frank, IB
- Wally McMakin, INF





Lyle Mouton
1990 NCAA South I Regional All-Tournament Team

NCAA Regional All-Tournament

2005 - Baton Rouge Regional

- Clay Harris, 2B
- Chris Jackson, 3B
- Nick Stavinoha, OF
- Ryan Patterson, OF

2004 - Baton Rouge Regional

- Nate Bumstead, RHP
- Blake Gill, SS
- Will Harris, IB
- J.C. Holt, CF
- Matt Liuzza, C
- Justin Meier, RHP
- Nick Stavinoha, DH
- Jon Zeringue, RF

2003 - Baton Rouge Regional

- Matt Liuzza, C
- Blake Gill, 2B
- Aaron Hill, SS
- Ivan Naccarata, 3B
- J.C. Holt, OF
- Ryan Patterson, DH

2002 - Baton Rouge Regional

- Chris Phillips, C
- Rocky Scelfo, IB
- J.C. Holt, 2B
- Sean Barker, OF
- Matt Heath, OF
- David Raymer, DH
- Jake Tompkins, RHP

2001 - Baton Rouge Regional

- Mike Fontenot, 2B
- Lane Mestepey, LHP
- Bryan Moore, IB
- Wally Pontiff, 3B
- Zeph Zinsman, DH

2000 - Baton Rouge Regional

- Brad Hawpe, IB
- Mike Fontenot, 2B
- Brad Cresse, C
- Johnnie Thibodeaux, OF
- Jeremy Witten, OF
- Wally Pontiff, OF
- Brian Tallet, LHP

1999 - Baton Rouge Regional

- Jeff Leamont, IB
- Ryan Theriot, 2B
- Jeremy Witten, OF
- Brad Hawpe, OF
- Trey McClure, DH
- Kurt Ainsworth, RHP
- Ben Saxon, RHP

1998 - South II Regional

- Brad Cresse, C
- Eddy Furniss, IB
- Trey McClure, 2B
- Josh Dalton, SS
- Cedrick Harris, OF
- Wes Davis, DH
- Doug Thompson, RHP
- Brandon Bowe, RHP

1997 - South I Regional

- Eddy Furniss, IB
- Brandon Larson, SS
- Trey McClure, 3B
- Tom Bernhardt, RF
- Mike Koerner, CF
- Doug Thompson, RHP
- Patrick Coogan, RHP

1996 - South II Regional

- Eddy Furniss, IB
- Warren Morris, 2B
- Jason Williams, SS
- Nathan Dunn, 3B
- Chad Cooley, OF
- Eddie Yarnall, LHP

1995 - South Regional

- Scott Schultz, RHP
- Mike Klostermeyer, IB

1994 - South Regional

- Todd Walker, 2B
- Russ Johnson, SS
- Chad Cooley, OF
- Brett Laxton, RHP
- Tim Lanier, C

1993 - South Regional

- Kenny Jackson, IB
- Todd Walker, 2B
- Harry Berrios, OF
- Armando Rios, OF
- Mike Neal, DH
- Mike Sirotko, LHP

1992 - South I Regional

- Chris Moock, OF

1991 - South Regional

- Tookie Johnson, 2B
- Chris Moock, 3B
- Rich Cordani, OF
- Gary Hymel, C
- Mike Sirotko, LHP

1990 - South I Regional

- Chad Ogea, P
- Tim Clark, OF
- Lyle Mouton, DH
- Johnny Tellechea, IB

1989 - Central Regional

- Ben McDonald, P
- Curtis Leskanic, P
- Wes Grisham, DH
- Tookie Johnson, 2B
- Matt Gruver, LF

1987 - South II Regional

- Dave Cunningham, SS
- Craig Faulkner, C
- Mike Papajohn, OF
- Gregg Patterson, LHP
- Barry Manuel, P

1986 - South I Regional

- Jim Bowie, IB
- Jeff Yurtin, 3B
- Albert Belle, OF
- Barry Manuel, P

1985 - Central Regional

- Tim Sossamon, OF



Barry Manuel
1986 and 1987 NCAA Regional All-Tournament Team

INTRO

THIS IS LSU

PREVIEW

TIGERS

COACHES

REVIEW

HISTORY

RECORDS

LSU

Outstanding Player

NCAA Regional Tournament

2005	Baton Rouge	Nick Stavinocha, OF
2004	Baton Rouge	Blake Gill, SS
2003	Baton Rouge	J.C. Holt, OF
2002	Baton Rouge	Jake Tompkins, RHP
2000	Baton Rouge	Brad Hawpe, IB
1999	Baton Rouge	Kurt Ainsworth, RHP
1998	South II	Eddy Furniss, IB
1997	South I	Trey McClure, 3B
1996	South II	Jason Williams, SS
1994	South	Todd Walker, 2B
1993	South	Mike Sirotko, LHP
1989	Central	Ben McDonald, RHP
1987	South II	Gregg Patterson, LHP
1986	South I	Albert Belle, OF

College World Series

All-Tournament

2000	- Mike Fontenot, 2B
	- Blair Barbier, 3B
	- Ryan Theriot, SS
	- Brad Hawpe, DH
	- Trey Hodges, RHP
1998	- Cedrick Harris, OF
1997	- Eddy Furniss, IB
	- Brandon Larson, SS
	- Mike Koerner, CF
	- Tom Bernhardt, RF
1996	- Tim Lanier, C
	- Justin Bowles, OF
	- Eddie Yarnall, LHP
1994	- Todd Walker, 2B
1993	- Adrian Antonini, C
	- Todd Walker, 2B
	- Jim Greely, OF
	- Armando Rios, OF
	- Brett Laxton, RHP
	- Mike Sirotko, LHP
1991	- Gary Hymel, C
	- Johnny Tellechea, IB
	- Lyle Mouton, OF
	- Chad Ogea, RHP
1990	- Tim Clark, OF
	- Lyle Mouton, DH
1987	- Jack Voigt, OF
	- Gregg Patterson, LHP

College World Series

Most Outstanding Player

2000	- Trey Hodges, RHP
1997	- Brandon Larson, SS
1993	- Todd Walker, 2B
1991	- Gary Hymel, C

Dick Howser Award Winner

1998	- Eddy Furniss, IB
------	--------------------

Golden Spikes Award Winner

1989	- Ben McDonald, RHP
------	---------------------

Smith Award Winner

1989	- Ben McDonald, RHP
------	---------------------

Johnny Bench Award Winner

2000	- Brad Cresse, C
------	------------------

Golden Spikes Award Finalists

2000	- Brad Cresse, C
1998	- Eddy Furniss, IB
1997	- Brandon Larson, SS
1994	- Todd Walker, 2B
	- Russ Johnson, SS
1993	- Todd Walker, 2B
1992	- Lloyd Peever, RHP
1989	- Ben McDonald, RHP

Baseball America

National Player of the Year

1989	- Ben McDonald, RHP
------	---------------------

Collegiate Baseball

National Player of the Year

1992	- Lloyd Peever, RHP
1989	- Ben McDonald, RHP

Collegiate Baseball

National Freshman of the Year

2001	- Lane Mestepey, LHP
2000	- Mike Fontenot, 2B
1993	- Brett Laxton, RHP
1992	- Todd Walker, 2B

Baseball America

National Freshman of the Year

1993	- Brett Laxton, RHP
1992	- Todd Walker, 2B

Corbett Award - Outstanding Louisiana Amateur Athlete

2001	- Brad Cresse, C
1998	- Brandon Larson, SS
1997	- Warren Morris, 2B
1995	- Russ Johnson, SS
1994	- Todd Walker, 2B

United States Olympians

2000	- Kurt Ainsworth, RHP (Gold)
1996	- Warren Morris, 2B (Bronze)
	- Jason Williams, SS (Bronze)
	- Skip Bertman, Head Coach (Bronze)
1992	- Rick Greene, RHP
1988	- Ben McDonald, RHP (Gold)
	- Skip Bertman, Asst. Coach (Gold)

College Baseball Hall of Fame Member

2006	- Skip Bertman, Head Coach
------	----------------------------

ABCA Hall of Fame Member

2003	- Skip Bertman, Head Coach
------	----------------------------

Louisiana Sports

Hall of Fame Member

Joe Bill Adcock, IB
Albert Belle, OF
Skip Bertman, Head Coach
Buddy Blair, 3B
Alvin Dark, SS
Harry Rabenhorst, Head Coach

LSU Athletics Hall

of Fame Member

2007	- Eddy Furniss, IB
2006	- Todd Walker, 2B
1981	- Alvin Dark, SS
1978	- Joe Bill Adcock, IB

Collegiate Baseball

National Coach of the Year

2000	- Skip Bertman
1997	- Skip Bertman
1996	- Skip Bertman
1993	- Skip Bertman
1991	- Skip Bertman

ABCA National Coach of the Year

2000	- Skip Bertman
1997	- Skip Bertman
1996	- Skip Bertman
1993	- Skip Bertman
1991	- Skip Bertman

The Sporting News

National Coach of the Year

1986	- Skip Bertman
------	----------------

Baseball America

National Coach of the Year

1996	- Skip Bertman
1986	- Skip Bertman

SEC Coach of the Year

2003	- Smoke Laval
1997	- Skip Bertman
1996	- Skip Bertman
1993	- Skip Bertman
1992	- Skip Bertman
1991	- Skip Bertman
1990	- Skip Bertman
1986	- Skip Bertman
1975	- Jim Smith

Louisiana Sportswriters Association

Coach of the Year

2004	- Smoke Laval
2003	- Smoke Laval
2002	- Smoke Laval
1998	- Skip Bertman
1993	- Skip Bertman
1992	- Skip Bertman
1990	- Skip Bertman
1986	- Skip Bertman
1985	- Skip Bertman

LSU Record on TV: 232-129-2 (.642)

Final Scores in Parentheses; LSU Score Listed First

4/22/84	at Miami, Fla. (10-9)	ESPN
4/21/85	at Miss. State (4-7)	ESPN
4/19/86	Georgia (3-1)	WBRZ-TV
5/4/86	Auburn (4-3)	Cablevision
5/19/86	at Florida State (4-6)	ESPN
5/30/86	Loyola-Marymount* (3-4)	ESPN
6/1/86	Maine* (8-4)	ESPN
6/5/86	Miami, Fla.* (3-4)	ESPN
5/29/87	Florida State* (6-2)	ESPN
6/1/87	Oklahoma State* (7-8)	ESPN
6/3/87	Arkansas* (5-2)	ESPN
6/5/87	Stanford* (5-6)	ESPN
2/21/88	Florida State (at Orlando, 9-4)	ESPN
4/17/88	at Mississippi State (0-1)	ESPN
3/11/89	Florida (10-0)	SportsChannel
3/12/89	Florida (8-7)	HSE
3/12/89	Florida (2-1)	ESPN
3/18/89	at Kentucky (11-7)	UKTV
3/28/89	at SW Louisiana (4-1)	KADN-TV
4/1/89	Alabama (13-6)	SportsChannel
4/8/89	at Ole Miss (11-5)	SportsChannel
4/15/89	Miss. State (DH, 3-4, 3-4)	HSE
5/13/89	Auburn* (5-8)	SportsChannel
6/3/89	Miami, Fla.* (2-5)	ESPN
6/5/89	Long Beach State* (8-5)	ESPN
6/6/89	Miami, Fla.* (6-3)	ESPN
6/8/89	Texas* (7-12)	ESPN
2/9/90	Wichita State (6-13)	ESPN
2/11/90	North Carolina (8-5)	ESPN
3/17/90	at Miss. State (6-5)	SportsChannel
3/31/90	Auburn (DH — 12-6, 5-6)	HSE
4/1/90	Auburn (7-17)	HSE
4/8/90	at Florida (5-3)	SportsChannel
4/28/90	at Alabama (7-4)	SportsChannel
5/12/90	Georgia (DH — 11-2, 5-2)	HSE
5/19/90	Vanderbilt* (13-5)	SportsChannel
5/20/90	Miss. State* (1-3)	SportsChannel
6/2/90	The Citadel* (8-2)	ESPN
6/4/90	Oklahoma State* (1-7)	ESPN
6/5/90	The Citadel* (6-1)	ESPN
6/7/90	Oklahoma State* (3-14)	ESPN
2/9/91	Miss. State (6-4)	ESPN
2/10/91	Oklahoma State (6-0)	ESPN
2/23/91	Texas A&M (DH — 13-8, 5-0)	HSE

4/6/91	Florida (DH — 6-5, 5-3)	HSE
5/11/91	at Georgia (10-4)	SportsChannel
5/18/91	Miss. State* (8-2)	SportsChannel
5/18/91	Florida* (1-7)	SportsChannel
5/19/91	Florida* (4-8)	SportsChannel
5/31/91	Florida* (8-1)	ESPN
6/2/91	Fresno State* (15-3)	ESPN
6/5/91	Florida* (19-8)	ESPN
6/8/91	Wichita State 3 (6-3)	CBS
3/28/92	Tennessee (DH — 3-1, 2-9)	HSE
4/4/92	at Florida (DH — 4-5, 2-0)	SportsChannel
4/5/92	at Florida (5-3)	SportsChannel
4/12/92	Ole Miss (3-5)	TigerVision
4/18/92	Arkansas (DH — 12-2, 12-4)	HSE
4/19/92	Arkansas (8-4)	TigerVision
4/25/92	at Alabama (DH — 10-0, 8-7)	SportSouth
5/9/92	Miss. State (DH — 8-3, 5-3)	HSE
5/10/92	Miss. State (5-3)	Sunshine
5/16/92	Georgia * (5-3)	SportSouth
5/17/92	South Carolina 7 (6-3)	SportSouth
5/17/92	Florida * (12-1)	SportSouth
3/27/93	South Carolina (DH — 10-3, 6-1)	HSE
5/8/93	Auburn (DH — 21-2, 8-9)	HSE
5/15/93	at Miss. State (DH — 3-4, 3-2)	SportSouth
6/4/93	Long Beach State* (7-1)	ESPN
6/6/93	Texas A&M* (13-8)	ESPN
6/9/93	Long Beach State* (8-10)	ESPN
6/11/93	Long Beach State* (6-5)	ESPN
6/12/93	Wichita State* (8-0)	CBS
3/19/94	TCU (15-10)	HSE
3/22/94	Arkansas State (16-1)	HSE
5/13/94	Miss. State (3-0)	HSE
5/14/94	Miss. State (4-7)	SportSouth
6/3/94	Florida State* (3-6)	ESPN
6/5/94	Cal State-Fullerton* (6-20)	ESPN2
4/8/95	Kentucky (16-7)	SportSouth
4/15/95	at Ole Miss (2-1)	SportSouth
4/21/95	at Arkansas (10-3)	HSE
3/23/96	at Florida (5-9)	SportsChannel
3/24/96	at Florida (1-2)	SportsChannel
4/19/96	Arkansas (2-3)	Prime
5/4/96	at Auburn (6-0)	SportSouth
6/1/96	Wichita State* (9-8)	ESPN2
6/3/96	Florida* (9-4)	ESPN
6/6/96	Florida* (2-1)	ESPN
6/8/96	Miami* (9-8)	CBS
3/22/97	Florida (13-10)	Fox Sport South



The Tigers check out the CBS equipment prior to the 1993 national championship game.

Television Appearances

INTRO
THIS IS LSU
PREVIEW
TIGERS
COACHES
REVIEW
HISTORY
RECORDS
LSU

3/23/97	Florida (9-5)	Sunshine
5/3/97	at Arkansas (11-5)	Fox Sport South
5/4/97	at Arkansas (1-16)	Fox Sport Southwest
5/18/97	Alabama* (2-12)	Fox Sport South
5/30/97	Rice* (5-4)	ESPN
6/1/97	Stanford* (10-5)	ESPN
6/4/97	Stanford* (13-9)	ESPN2
6/7/97	Alabama* (13-6)	CBS
3/8/98	Georgia (14-9)	Jumbo Sports
3/22/98	Arkansas (27-6)	Jumbo Sports
4/4/98	Mississippi State (3-8)	Fox Sports South
4/5/98	Mississippi State (11-5)	Jumbo Sports
4/19/98	Alabama (7-3)	Jumbo Sports
4/24/98	at Florida (13-5)	Sunshine
4/26/98	at Florida (1-3)	Sunshine
5/3/98	Tennessee (8-7)	Jumbo Sports
5/15/98	Mississippi State* (5-7)	Fox Sports South
5/30/98	Southern California* (12-10)	CBS
6/1/98	Mississippi State* (10-8)	ESPN
6/4/98	Southern California* (4-5)	ESPN
6/5/98	Southern California* (3-7)	ESPN
3/14/99	Florida (4-6)	Jumbo Sports
3/21/99	at Arkansas (6-7)	Jumbo Sports
3/28/99	Ole Miss (10-4)	Jumbo Sports
4/4/99	at Tennessee (3-4)	Jumbo Sports
4/11/99	Vanderbilt (9-2)	Jumbo Sports
4/17/99	at Alabama (9-8)	Fox Sports South
4/18/99	at Alabama (4-9)	Jumbo Sports
4/24/99	at Mississippi State (1-7)	Jumbo Sports
4/25/99	at Mississippi State (3-2)	Jumbo Sports
5/2/99	Auburn (11-2)	Jumbo Sports
5/9/99	at Georgia (11-11)	Jumbo Sports
5/16/99	Kentucky (6-4)	Jumbo Sports
5/19/99	Auburn* (2-6)	Alabama Cable Network
5/20/99	Kentucky* (10-0)	Alabama Cable Network
5/21/99	Arkansas* (8-9)	Fox Sports South
5/30/99	East Carolina# (12-10)	Jumbo Sports
5/31/99	East Carolina# (9-0)	Jumbo Sports
6/4/99	at Alabama% (6-13)	Alabama Cable Network
6/5/99	at Alabama% (5-13)	Alabama Cable Network
2/18/00	Arizona State (8-4)	College Sports Southeast
2/25/00	Houston (2-10)	College Sports Southeast
3/12/00	Georgia (13-3)	Guaranty Sports Network
3/17/00	at Vanderbilt (6-0)	College Sports Southeast
3/18/00	at Vanderbilt (17-4)	College Sports Southeast
3/22/00	New Orleans (17-2)	College Sports Southeast
3/26/00	South Carolina (7-9)	College Sports Southeast
3/31/00	at Auburn (18-11)	College Sports Southeast
4/2/00	at Auburn (12-10)	Guaranty Sports Network
4/9/00	at Arkansas (17-11)	Guaranty Sports Network
4/15/00	at Florida (10-4)	Sunshine Network
4/16/00	at Florida (5-7)	Guaranty Sports Network
4/21/00	Mississippi State (13-15)	College Sports Southeast
4/23/00	Mississippi State (3-10)	Guaranty Sports Network
4/28/00	at Ole Miss (12-6)	College Sports Southeast
4/29/00	at Ole Miss (4-6)	Fox Sports South
4/30/00	at Ole Miss (9-2)	Guaranty Sports Network
5/7/00	at Kentucky (4-7)	Guaranty Sports Network
5/12/00	Alabama (11-4)	College Sports Southeast
5/14/00	Alabama (0-14)	Guaranty Sports Network
5/17/00	Georgia* (11-3)	College Sports Southeast
5/18/00	Alabama* (18-12)	College Sports Southeast
5/20/00	Alabama* (6-5)	Fox Sports South
5/21/00	Florida* (9-6)	Fox Sports South
5/26/00	Jackson State# (19-1)	Guaranty Sports Network
5/28/00	UL-Monroe# (5-3)	Guaranty Sports Network
6/2/00	UCLA% (8-2)	Guaranty Sports Network
6/3/00	UCLA% (14-8)	Guaranty Sports Network
6/10/00	Texas* (13-5)	ESPN2
6/12/00	Southern California* (10-4)	ESPN
6/15/00	Florida State* (6-3)	ESPN2
6/17/00	Stanford* (6-5)	CBS
2/17/01	Houston (9-4)	College Sports Southeast
2/17/01	Houston (4-1)	College Sports Southeast
3/6/01	Southern (6-11)	College Sports Southeast
3/7/01	Tulane (3-13)	College Sports Southeast
3/9/01	at Georgia (7-8)	College Sports Southeast

3/11/01	at Georgia (3-4)	Guaranty Sports Network
3/18/01	Florida (10-7)	Guaranty Sports Network
3/23/01	at Mississippi State (9-1)	Comcast Southeast
3/24/01	at Mississippi State (7-1)	SEC-TV
3/25/01	at Mississippi State (0-13)	Guaranty Sports Network
4/1/01	Kentucky (5-9)	Guaranty Sports Network
4/6/01	at South Carolina (5-3)	SEC-TV
4/8/01	at South Carolina (2-4)	Guaranty Sports Network
4/14/01	Ole Miss (10-23)	SEC-TV
4/15/01	Ole Miss (6-3)	Guaranty Sports Network
4/22/01	Vanderbilt (18-2)	Guaranty Sports Network
4/27/01	at Alabama (4-2)	College Sports Southeast
4/28/01	at Alabama (8-7)	College Sports Southeast
4/29/01	at Alabama (8-3)	Guaranty Sports Network
5/1/01	at New Orleans (12-1)	College Sports Southeast
5/4/01	at Arkansas (1-8)	College Sports Southeast
5/6/01	at Arkansas (3-4)	Guaranty Sports Network
5/11/01	Auburn (20-5)	College Sports Southeast
5/12/01	Auburn (5-7)	College Sports Southeast
5/13/01	Auburn (7-9)	Guaranty Sports Network
5/16/01	Florida (10-0) *	College Sports Southeast
5/17/01	Ole Miss (13-2) *	College Sports Southeast
5/19/01	Ole Miss (12-6) *	SEC-TV
5/20/01	Mississippi State (1-4) *	SEC-TV
5/25/01	Minnesota (10-9) #	College Sports Southeast
5/26/01	Va. Commonwealth (13-9) #	College Sports Southeast
5/27/01	Va. Commonwealth (7-10) #	College Sports Southeast
5/27/01	Va. Commonwealth (14-9) #	College Sports Southeast
6/1/01	at Tulane (4-3) %	College Sports Southeast
6/2/01	at Tulane (4-9) %	College Sports Southeast
6/3/01	at Tulane (1-7) %	College Sports Southeast
2/24/02	at Houston (11-12)	Jumbo Sports Network
3/19/02	at Louisiana-Lafayette (0-7)	Jumbo Sports Network
3/24/02	at Ole Miss (7-10)	Jumbo Sports Network
4/7/02	at Auburn (9-5)	Jumbo Sports Network
4/10/02	at Tulane (9-5)	Jumbo Sports Network
4/21/02	at South Carolina (3-4)	Jumbo Sports Network
5/4/02	at Tennessee (1-2)	SEC-TV
5/5/02	at Tennessee (6-2)	Jumbo Sports Network
5/10/02	at Florida (5-4)	Sunshine Network
5/12/02	at Florida (8-5)	Jumbo Sports Network
5/22/02	Auburn (2-1) *	Comcast Southeast
5/23/02	South Carolina (8-3) *	Comcast Southeast
5/25/02	South Carolina (8-10) *	SEC-TV
5/25/02	South Carolina (4-5) *	Comcast Southeast
5/31/02	Southern (5-4) #	Pelican Sports Network
6/1/02	Louisiana-Lafayette (0-5) #	Pelican Sports Network
6/1/02	Tulane (4-2) #	Pelican Sports Network
6/2/02	Louisiana-Lafayette (12-2) #	Pelican Sports Network
6/2/02	Louisiana-Lafayette (12-2) #	Pelican Sports Network
6/7/02	at Rice (0-6) %	Jumbo Sports Network
6/8/02	at Rice (0-3) %	Jumbo Sports Network
3/1/03	at Long Beach State (1-5)	Jumbo Sports Network
3/2/03	at Long Beach State (7-2)	Jumbo Sports Network
3/5/03	Southeastern Louisiana (4-2)	Cox Sports Television
3/11/03	at Tulane (4-5, 11 innings)	Jumbo Sports Network
3/16/03	Florida (8-8, tie)	Louisiana Network
3/18/03	at Southern (rainout, 5th inning)	Cox Sports Television
3/21/03	at Georgia (12-5)	Comcast
3/23/03	at Georgia (3-2)	Jumbo Sports Network
3/25/03	at New Orleans (4-5)	Cox Sports Television
3/30/03	at Alabama (11-10)	Jumbo Sports Network
4/5/03	South Carolina (5-8)	SEC-TV
4/6/03	South Carolina (12-4)	Louisiana Network
4/9/03	at Northwestern State (6-4)	Jumbo Sports Network
4/13/03	Ole Miss (13-5)	Louisiana Network
4/15/03	Tulane (8-0)	Cox Sports Television
4/20/03	at Vanderbilt (9-2)	Jumbo Sports Network
4/25/03	Tennessee (17-4)	Cox Sports Television
4/26/03	Tennessee (10-6)	Comcast
4/27/03	Tennessee (15-4)	Louisiana Network
4/29/03	Tulane (5-9)	College Sports Television
4/30/03	New Orleans (7-2)	Cox Sports Television
5/3/03	at Mississippi State (0-5)	SEC-TV
5/4/03	at Mississippi State (6-1)	Jumbo Sports Network
5/9/03	Auburn (6-5)	Cox Sports Television
5/11/03	Auburn (8-14)	Louisiana Network



LSU has been featured on an ESPN network 41 times at the College World Series.

5/18/03	at Arkansas (6-2)	Jumbo Sports Network
5/22/03	Arkansas (5-4) *	Comcast
5/23/03	Mississippi State (7-2) *	SEC-TV
5/24/03	Mississippi State (17-5) *	Comcast
5/25/03	Alabama (3-10) *	SEC-TV
5/30/03	Northeastern (11-8) #	Jumbo Sports Network
5/31/03	Tulane (13-5) #	Jumbo Sports Network
6/1/03	UNC-Wilmington (9-8, 11 inn.) #	Jumbo Sports Network
6/6/03	Baylor (1-4) %	ESPN Grand Slam
6/7/03	Baylor (6-5) %	ESPN2
6/8/03	Baylor (20-5) %	ESPN
6/13/03	Cal State Fullerton (2-8) ^	ESPN2
6/15/03	South Carolina (10-11) ^	ESPN
2/14/04	at Central Florida (17-4)	Jumbo Sports Network
2/15/04	at Central Florida (5-6, 10 inn.)	Jumbo Sports Network
3/2/04	at Tulane (6-0)	Jumbo Sports Network
3/9/04	at UL-Monroe (6-1)	Jumbo Sports Network
3/21/04	at South Carolina (12-7)	Jumbo Sports Network
3/30/04	at New Orleans (12-5)	Jumbo Sports Network
4/4/04	at Auburn (3-2)	Jumbo Sports Network
4/10/04	Arkansas (10-11, 10 inn.)	SEC-TV
4/11/04	Arkansas (5-7)	Cox Sports Television
4/16/04	Georgia (6-5, 10 inn.)	Cox Sports Television
4/20/04	at Southern (21-10)	Cox Sports Television
4/24/04	at Tennessee (11-5)	Comcast Sports
4/25/04	at Tennessee (11-1)	Jumbo Sports Network
4/27/04	Tulane (9-5)	Cox Sports Television
5/9/04	at Kentucky (11-8)	Jumbo Sports Network
5/22/04	at Ole Miss (11-4)	SEC-TV
5/23/04	at Ole Miss (14-6)	Jumbo Sports Network
5/26/04	Florida (4-5, 10 inn.) *	Comcast Sports
5/27/04	Georgia (0-1) *	Comcast Sports
6/4/04	Army (9-0) #	Cox Sports Television
6/5/04	Southern Miss (6-2) #	Cox Sports Television
6/6/04	College of Charleston (11-3) #	Cox Sports Television
6/12/04	Texas A&M (11-8) %	ESPN2
6/13/04	Texas A&M (4-0) %	ESPN2
6/19/04	Miami, Fla. (5-9) ^	ESPN
6/21/04	South Carolina (4-15) ^	ESPN2
2/15/05	Louisiana-Monroe (9-6)	Cox Sports Television
2/27/05	at Houston (DH, 11-5/8-1)	Jumbo Sports Network
3/8/05	Tulane (2-6)	Cox Sports Television
3/18/05	at Georgia (8-2)	Comcast Sports
3/20/05	at Georgia (6-4)	Jumbo Sports Network
3/29/05	New Orleans (18-10)	Cox Sports Television
4/2/05	at Alabama (11-2)	Jumbo Sports Network
4/3/05	at Alabama (4-5, 13 inn.)	Jumbo Sports Network
4/6/05	Rice (8-2)	Jumbo Sports Network
4/17/05	Ole Miss (5-1)	Cox Sports Television
4/19/05	at Tulane (8-11)	ESPN2
4/24/05	at Arkansas (6-0)	Jumbo Sports Network
5/1/05	at Vanderbilt (3-0)	Jumbo Sports Network
5/3/05	Southern (5-9)	Cox Sports Television

5/6/05	Kentucky (6-5)	Cox Sports Television
5/13/05	Tennessee (2-9)	Cox Sports Television
5/14/05	Tennessee (9-3)	SEC-TV
5/22/05	at Mississippi State (3-2)	Jumbo Sports Network
5/25/05	Mississippi State (2-9) *	Comcast Sports
5/26/05	Tennessee (1-5) *	Comcast Sports
6/3/05	Marist (14-5) #	Cox Sports Television
6/4/05	Rice (7-9) #	Cox Sports Television
6/6/05	Northwestern State (12-4) #	Cox Sports Television
6/6/05	Rice (4-5) #	Cox Sports Television
3/1/06	Louisiana-Monroe (8-5)	Cox Sports Television
3/7/06	Tulane (4-3)	Cox Sports Television
3/18/06	at Kentucky (3-6)	Jumbo Sports Network
3/19/06	at Kentucky (5-2)	Jumbo Sports Network
4/8/06	at Tennessee (0-9)	SEC-TV
4/9/06	at Tennessee (6-2)	Jumbo Sports Network
4/11/06	Northwestern State (12-0)	Cox Sports Television
4/22/06	at Ole Miss (3-11)	Jumbo Sports Network
4/23/06	at Ole Miss (8-11)	Jumbo Sports Network
4/26/06	New Orleans (7-2)	Cox Sports Television
4/28/06	Arkansas (7-6)	Cox Sports Television
4/30/06	Arkansas (7-5)	Cox Sports Television
5/6/06	at Auburn (5-3)	Jumbo Sports Network
5/7/06	at Auburn (8-2)	Jumbo Sports Network
5/12/06	Vanderbilt (4-3)	Cox Sports Television
5/16/06	Rice (3-6)	Jumbo Sports Network
5/20/06	at Florida (5-10)	SEC-TV
5/24/06	Alabama (4-3) *	Comcast Sports
5/25/06	Ole Miss (1-12) *	Comcast Sports
5/26/06	Alabama (3-8) *	SEC-TV
2/27/07	Tulane (3-8)	Cox Sports Television
3/16/07	at South Carolina (0-5)	Jumbo Sports Network
3/17/07	at South Carolina (6-5)	Jumbo Sports Network
3/18/07	at South Carolina (5-9)	Jumbo Sports Network
3/21/07	Southeastern La. (5-3)	Cox Sports Television
3/30/07	at Alabama (5-4)	Jumbo Sports Network
3/31/07	at Alabama (2-5)	Jumbo Sports Network
4/1/07	at Alabama (7-3)	Jumbo Sports Network
4/8/07	Auburn (10-1)	Cox Sports Television
4/18/07	at New Orleans (4-5)	Jumbo Sports Network
4/29/07	Tennessee (9-10)	Cox Sports Television
5/1/07	Southern (9-7)	Cox Sports Television
5/1/07	Nicholls State (8-3)	Cox Sports Television
5/5/07	at Arkansas (0-5)	Fox Sports Net
5/6/07	at Arkansas (5-3)	Cox Sports Television
5/11/07	Florida (3-19)	Cox Sports Television
5/12/07	Florida (4-8)	Fox Sports Net
5/13/07	Florida (9-4)	Cox Sports Television
5/18/07	at Vanderbilt (2-6)	Jumbo Sports Network
5/19/07	at Vanderbilt (2-6)	Jumbo Sports Network

^ - College World Series

* - SEC Tournament

- NCAA Regional

% - NCAA Super Regional

INTRO

THIS IS LSU

PREVIEW

TIGERS

COACHES

REVIEW

HISTORY

RECORDS

LSU

2005 NCAA Regional

June 3, 2005 at Baton Rouge, La.

Marist400 100 000 - 5 11 3 (33-20)
LSU201 00263X - 14 19 2 (39-20)

WP-Determann (5-0) LP-Chambers (3-6)

T-3:00 A-6861

HR LSU - Mayer (4), Stavinoha (18), Stewart (3),
Liuzza (3)

Actual attendance: 4,990

June 4, 2005 at Baton Rouge, La.

LSU000 100 060 - 7 12 3 (39-21)
RICE.....030 200 40X - 9 9 1 (43-17)

WP-Savery (8-4) LP-Smith, G. (10-3) T-3:07

A-7645

HR LSU - Patterson (20), Gill (7)

Actual attendance: 6,631

June 6, 2005 at Baton Rouge, La.

Northwestern La..010 002 100 - 4 11 6 (41-20)
LSU010 106 40X -12 12 1 (40-21)

WP-Mestepey (7-8) Save-Ramirez(1)

LP-Johnston, S

(2-2) T-3:08 A-6742

HR NWLA - DeRosa, Case (2)

Game delayed 1:04 in top of fourth due to rain.

Game suspended until Monday (June 6) in
bottom of seventh.

Actual attendance: 3,614.

June 6, 2005 at Baton Rouge, La.

RICE.....020 001 101 - 5 13 0 (44-17)
LSU004 000 000 - 4 9 0 (40-22)

WP-Pendleton (5-3) LP-Dirks (10-4) T-3:15

A-6891

HR RICE - Dodson (2), Reagan (1)

Actual attendance: 3,765

Rice advances to the NCAA Super Regional.

2004 College World Series

June 19, 2004 at Omaha, Neb.

LSU320 000 000 - 5 7 0 (46-18)
Miami.....320 013 00X - 9 12 2 (50-11)

WP-CARRILLO (12-0) LP-Determann (6-5)

T-2:43

A-26530

HR MIA - RICKS (11), BRAUN (10)

June 21, 2004 at Omaha, Neb.

South Carolina....100 006 062 - 15 19 1 (51-16)
LSU001 200 010 - 4 16 4 (46-19)

WP-Rawl (13-4) LP-Mestepey (7-4) T-3:15

A-24857

2004 NCAA Super Regional

June 12, 2004 at Baton Rouge, La.

Texas A&M..500 002 100 - 8 11 1 (42-21)
LSU130 203 02X - 11 17 2 (45-17)

WP-Determann (6-4) Save-Faircloth(4) LP-Ray

(2-2) T-3:39 A-7728

HR TXAM - Pennington (5)

HR LSU - Holt (6), Patterson (14)



**Justin Meier blanked Army in the
2004 Baton Rouge Regional.**

June 13, 2004 at Baton Rouge, La.

LSU000 000 004 - 4 5 2 (46-17)
Texas A&M..000 000 000 - 0 5 1 (42-22)

WP-Mestepey (7-3) LP-Jackson, Z (10-7) T-2:36

A-7717

HR LSU - Harris, W. (7)

LSU advances to College World Series.

2004 NCAA Regional

June 4, 2004 at Baton Rouge, La.

Army000 000 000 - 0 7 2 (37-14)
LSU000 300 42X - 9 15 0 (42-17)

WP-Meier (6-2) LP-Hill, N (10-3) T-2:51 A-7601

June 5, 2004 at Baton Rouge, La.

Southern Miss...001 010 000 - 2 8 0 (45-18)
LSU000 100 41X - 6 8 1 (43-17)

WP-Bumstead (10-3) LP-DeWitt (10-3) T-2:12

A-7638

HR SMS - Maddox (15)

HR LSU - Zeringue (12)

Lightning delay for 15 minutes with one out in
bottom of second.

June 6, 2004 at Baton Rouge, La.

LSU102 320 003 - 11 14 0 (44-17)
Coll. of Charleston. 001 010 100 - 3 13 1 (47-16)

WP-Mestepey (6-3) LP-Soale (2-1) T-2:47

A-7658

HR LSU - Gill (5), Naccarata (5)

LSU advances to the NCAA Super Regional.



**J.C. Holt was the 2003 NCAA Regional
Most Outstanding Player.**

2003 College World Series

June 13, 2003 at Omaha, Neb.

Cal St. Fullerton....004 301 000 - 8 9 3 (49-14)
LSU010 000 100 - 2 5 1 (45-21-1)

WP-Windsor (11-2) LP-Bumstead (11-4) T-2:56

A-23135

HR CSF - Costa (5)

HR LSU - Patterson (16)

June 15, 2003 at Omaha, Neb.

LSU032 410 000 - 10 12 1 (45-22-1)
South Carolina....610 000 13X - 11 12 1 (45-21)

WP-Campbell, Ma (6-4) LP-Sadler (1-2) T-3:00

A-24191

HR LSU - Harris, C. (16), Stewart (7)

HR SC - Harris (4), Melillo (12)

2003 NCAA Super Regional

June 6, 2003 at Baton Rouge, La.

Baylor000 001 030 - 4 10 2 (45-21)
LSU000 001 000 - 1 7 0 (43-20-1)

WP-White (9-4) Save-LaMotta(3) LP-Bumstead

(11-3) T-2:51 A-7669

June 7, 2003 at Baton Rouge, La.

LSU310 000 020 - 6 9 1 (44-20-1)
Baylor011 100 200 - 5 10 2 (45-22)

WP-Determann (7-0) LP-LaMotta (7-3) T-3:02

A-7655

HR LSU - Hill (9), Harris, C. (14), Naccarata (6)

June 8, 2003 at Baton Rouge, La.

LSU040 10(11) 103 - 20 19 0 (45-20-1)
Baylor300 000 011 - 5 12 1 (45-23)

WP-Meier (8-3) LP-McCormick (6-3) T-3:20

A-7739

HR LSU - Harris, C. (15), Patterson (15), Zeringue (13)

HR BU - Durbin (18), Saccomanno (9)

2003 NCAA Regional

May 30, 2003 at Baton Rouge, La.

Northeastern...000 100 304 - 8 13 1 (27-23)
LSU100 405 01X - 11 15 0 (41-19-1)

WP-Tompkins (3-5) LP-Hedrick (7-2) T-3:02
A-7591

HR NE - Emanuele (4)

HR LSU - Holt 2 (5), Harris, C. (12)

May 31, 2003 at Baton Rouge, La.

LSU021 000 505 - 13 18 1 (42-19-1)
Tulane011 000 201 - 5 11 2 (44-18)

WP-Bumstead (11-2) LP-Crowel (8-1) T-2:59
A-7642

HR LSU - Harris, C. (13), Gill (5), Naccarata (5)

HR TU - Kaplan (11), Swackhamer (10), Southard (4)

June 1, 2003 at Baton Rouge, La.

UNC Wilmington...014 020 000 10 - 8 8 4 (40-23)
LSU200 311 000 11 - 9 15 1 (43-19-1)

WP-Determann (6-0) LP-Hill (7-2) T-3:31
A-7567

HR NCW - Wright 2 (11), Sutton (12), Simmerman (9)

HR LSU - Patterson (14), Zeringue (12)

2002 NCAA Super Regional

June 7, 2002 at Houston, Texas

LSU000 000 000 - 0 3 2 (44-21)
Rice006 000 00X - 6 9 0 (51-12)

WP-Herce (13-2) LP-Mestepey (11-5) T-2:02
A-4615

Game delayed at 7:38, restarted at 7:57 after a 19-minute rain delay.

June 8, 2002 at Houston, Texas

Rice002 000 010 - 3 11 1 (52-12)
LSU000 000 000 - 0 5 0 (44-22)

WP-Crowder (10-2) LP-Wilson (10-5) T-2:24
A-4615

HR RICE - Arnold (8)

2002 NCAA Regional

May 31, 2002 at Baton Rouge, La.

Southern000 022 000 - 4 13 1 (45-9)
LSU111 000 101 - 5 15 0 (41-19)

WP-Tompkins (6-1) LP-Day (0-1) T-2:53 A-7407
HR LSU - Pontiff (6), Heath (8)

June 1, 2002 at Baton Rouge, La.

UL-Lafayette...000 101 111 - 5 9 0 (39-21)
LSU000 000 000 - 0 7 2 (41-20)

WP-Gros (11-4) LP-Mestepey (11-4) T-2:18
A-7503

HR ULL - Bourque (5), Sneed (9)

June 1, 2002 at Baton Rouge, La.

LSU011 200 000 - 4 11 1 (42-20)
Tulane010 010 000 - 2 7 0 (36-27)

WP-Pettit (9-7) LP-Kline (4-5) T-2:31 A-7248
HR LSU - Hill, A. (8), Raymer (4)

HR TU - Manzella (3)



Ryan Theriot was named to the 2000 CWS All-Tournament team.

June 2, 2002 at Baton Rouge, La.

LSU300 011 205 - 12 13 0 (43-20)
UL-Lafayette...001 000 001 - 2 9 0 (39-22)

WP-Tompkins (7-1) LP-Coles (5-2) T-3:08
A-7500

HR LSU - Hill, A. (8), Barker (8), Heath (9), Welch (1)

HR ULL - Carboni (3)

Bair and UL-Lafayette coach Tony Robichaux ejected in ninth when Bair threw at Heath ... Hill ejected in ninth for flinging bat into UL-Lafayette dugout.

June 2, 2002 at Baton Rouge, La.

UL-Lafayette...000 101 000 - 2 8 2 (39-23)
LSU100 412 22X - 12 17 1 (44-20)

WP-Wilson (10-4) LP-Ardoin (2-3) T-2:43
A-7578

HR LSU - Heath (10)

2001 NCAA Super Regional

June 1, 2001 at Metairie, La.

LSU200 000 100 000 1 - 4 13 1 (44-20-1)
Tulane000 003 000 000 0 - 3 14 1 (53-11)

WP-Wilson (3-2) LP-Melius (10-2) T-4:30
A-11719

HR LSU - Fontenot (14)

June 2, 2001 at Metairie, La.

Tulane400 002 102 - 9 14 1 (54-11)
LSU000 000 400 - 4 8 2 (44-21-1)

WP-Bourgeois (3-1) Save-Charron(2)
LP-Scobie (4-3)

T-3:28 A-11679

HR TU - Kaplan (5), Cannizaro (3)

HR LSU - Raymer (4)

June 3, 2001 at Metairie, La.

LSU000 010 000 - 1 7 1 (44-22-1)
Tulane100 600 00X - 7 12 0 (55-11)

WP-Richardson (7-2) LP-Nugent (7-3) T-3:07
A-11870

2001 NCAA Regional

May 25, 2001 at Baton Rouge, La.

Minnesota ..004 022 001 - 9 18 4 (39-20)
LSU141 010 30X - 10 11 2 (41-19-1)

WP-Guidry (1-3) Save-Wilson(2) LP-Moen (2-1)
T-3:34 A-7606

HR MN - Welch (6)

HR LSU - Zinsman (13)

May 26, 2001 at Baton Rouge, La.

Va. Commonwealth...000 050 310 - 9 11 2 (39-18)
LSU253 001 02X - 13 12 4 (42-19-1)

WP-Corcoran (8-4) LP-Marshall, S. (9-4)
T-3:48 A-7613

HR LSU - Fontenot (13), Moore (7)

May 27, 2001 at Baton Rouge, La.

LSU100 402 000 - 7 9 0 (42-20-1)
Va. Commonwealth.205 001 02X - 10 13 1 (41-18)

WP-Martin (7-2) Save-Baumann(5) LP-Scobie
(4-2) T-3:07 A-7819

HR LSU - Zinsman (14), Wright (5)

HR VC - Arteaga 2 (9), Lopaze (3), Gillespie (2), Jones (1)

INTRO

THIS IS LSU

PREVIEW

TIGERS

COACHES

REVIEW

HISTORY

RECORDS

LSU

May 27, 2001 at Baton Rouge, La.

LSU040 600 013 - 14 14 2 (43-20-1)
 Va. Commonwealth..001 300 401 - 9 10 4 (41-19)

WP-Mestepey (11-3) Save-Wilson(3)

LP-Lopaze (0-1) T-3:25 A-7566

HR LSU - Linden 2 (20), Zinsman 2 (16)

HR VC - Gillespie (3)

2000 College World Series**June 10, 2000 at Omaha, Neb.**

Texas010 011 020 - 5 9 1 (46-20)

LSU410 016 10X - 13 14 1 (49-17)

WP-Tallet (15-3) LP-Hale (12-6) T-3:03 A-23975

HR TX - Anderson

HR LSU - Fontenot, Barbier 2

June 12, 2000 at Omaha, Neb.

LSU000 003 250 - 10 9 0 (50-17)

S. Cali000 210 100 - 4 7 4 (44-19)

WP-Hodges (4-2) LP-Prior (10-7) T-3:09

A-16000

HR LSU - Hawpe 2

HR USC - Craig, Concepcion

June 15, 2000 at Omaha, Neb.

Florida State...000 001 020 - 3 9 0 (53-19)

LSU100 110 03X - 6 9 1 (51-17)

WP-Guidry (1-2) Save-Hodges(2)

LP-Varnes (11-4) T-3:09 A-19209

HR LSU - Hawpe, Wright

June 17, 2000 at Omaha, Neb.

Stanford000 401 000 - 5 13 0 (51-15)

LSU020 000 031 - 6 8 0 (52-17)

WP-Hodges (5-2) LP-Wayne (15-4) T-3:42

A-24282

HR STAN - Thompson (12)

HR LSU - Barbier (9), Witten (7)

2000 NCAA Super Regional**June 2, 2000 at Baton Rouge, La.**

UCLA000 000 200 - 2 2 2 (38-25)

LSU102 030 20X - 8 6 0 (47-17)

WP-Tallet (14-3) LP-Henkel (6-4) T-3:14 A-7624

HR UCLA - Johnson (23)

HR LSU - Cresse (30)

Actual crowd of 7,467 sets Alex Box Stadium
 record

June 3, 2000 at Baton Rouge, La.

LSU202 601 012 - 14 15 1 (48-17)

UCLA000 500 210 - 8 10 4 (38-26)

WP-Brian (6-2) Save-Guidry(7) LP-Karp (10-2)

T-4:00 A-7667

HR UCLA - Utley (22), Shelley (7)



Brad Cresse delivered the game-winning hit in the 2000 CWS title contest versus Stanford.

2000 NCAA Regional**May 26, 2000 at Baton Rouge, La.**

Jackson State...000 100 000 - 1 8 4 (26-29)

LSU224 431 12X - 19 21 0 (44-17)

WP-Saxon (5-0) LP-Lane (2-6) T-2:56 A-7230

HR JS - Nelson (13)

HR LSU - Cresse (26), Fontenot (16), Pontiff 2 (7),
 Witten (6)

Fontenot sets LSU freshman record for home
 runs, formerly held by Barbier.

May 27, 2000 at Baton Rouge, La.

LSU20(14) 410 000 - 21 19 1 (45-17)

LA-Monroe...000 000 000 - 0 7 0 (40-21)

WP-Tallet (13-3) Save-Brian(2) LP-Wombacher

(7-4) T-2:56 A-7461

HR LSU - Cresse 3 (29)

May 28, 2000 at Baton Rouge, La.

LSU000 003 101 - 5 9 1 (46-17)

LA-Monroe...000 003 000 - 3 9 0 (41-22)

WP-Youman (3-0) Save-Guidry(6)

LP-Durham (7-3) T-2:44 A-7391

HR LSU - Hawpe 2 (9)

LSU outscores opponents 45-4 in regional play.

1999 NCAA Super Regional**June 4, 1999 at Tuscaloosa, Ala.**

LSU014 010 000 - 6 7 3 (41-23-1)

Alabama.....730 000 30X - 13 17 1 (50-14)

WP-Torres (10-2) LP-Bowe (9-4) T-3:04 A-4107

HR LS - Leamont (18), Hawpe (12)

HR UA - Smallwood (6), Brown (14), Gullledge (11)

June 5, 1999 at Tuscaloosa, Ala.

Alabama.....121 200 214 - 13 21 1 (51-14)

LSU000 001 022 - 5 11 1 (41-24-1)

WP-Smith (3-2) LP-Ainsworth (13-6) T-3:17

A-4107

HR UA - Boyd (7), Phillips (22)

HR LSU - Cresse (10)

1999 NCAA Regional**May 28, 1999 at Baton Rouge, La.**

NE Louisiana...210 000 001 - 4 4 2 (36-21)

LSU003 015 20X - 11 12 1 (38-21-1)

WP-Ainsworth (12-5) LP-Sheets (14-1) T-2:59

A-7513

HR NLU - Shelley (12)

HR LSU - Barbier (13), McClure (16), Witten (7)

May 29, 1999 at Baton Rouge, La.

LSU301 031 002 - 10 11 1 (38-22-1)

E. Carolina ..010 332 002 - 11 15 2 (46-14)

WP-Fulcher (4-1) LP-Gomez (4-3) T-2:53

A-7468

HR LSU - Leamont (15), Hawpe (10)

HR EC - Delfino (12), Williamson (15)

May 29, 1999 at Baton Rouge, La.

LSU000 202 200 - 6 7 1 (39-22-1)
Southern011 100 000 - 3 4 4 (29-16)

WP-Saxon (2-0) LP-Ashford (5-5) T-2:16 A-6941

HR LSU - Leaumont (16), Hawpe (11)

HR SU - Blackburn (9), Primus (10)

May 30, 1999 at Baton Rouge, La.

E. Carolina ..215 101 000 - 10 18 0 (46-15)
LSU020 205 03X - 12 13 1 (40-22-1)

WP-Grace (5-2) LP-Fulcher (4-2) T-3:04 A-7132

HR EC - Molinari (4)

HR LSU - McClure (17), Leaumont (17), Witten (8)

May 31, 1999 at Baton Rouge, La.

E. Carolina ..000 000 000 - 0 5 0 (46-16)
LSU230 110 02X - 9 7 0 (41-22-1)

WP-Ainsworth (13-5) LP-Mandryk (2-1) T-2:44

A-7462

HR LSU - McClure (18)

1998 College World Series

May 30, 1998 at Omaha, Neb.

LSU000 113 520 - 12 14 2 (47-17)
S. Cali102 205 000 - 10 12 2 (44-17)

WP-Thompson (12-4) LP-Lane (8-2) T-3:30

A-19470

HR LSU - Higgins (14), McClure (27), Furniss

(28), Cresse 2 (28), Earnhart (11), Davis (9),

Harris (8)

HR USC - Gorr (14), Freitas (14)

LSU sets a school and CWS record for home runs in a game with eight ...LSU also ties a CWS single-game record with 39 total bases.

June 1, 1998 at Omaha, Neb.

Miss. State..002 031 101 - 8 14 0 (42-22)
LSU040 220 02X - 10 11 1 (48-17)

WP-Keisler (9-5) Save-Thompson(1)

LP-Jackson (10-3) T-3:05 A-20738

HR MSU - Lee (19)

HR LSU - Higgins (15), Cresse (29), Earnhart

(12), Davis (10), Barbier (9), Harris (9)

June 4, 1998 at Omaha, Neb.

LSU101 000 101 - 4 7 1 (48-18)
S. Cali010 001 21X - 5 11 1 (47-17)

WP-Etherton (13-3) Save-Krawczyk(22)

LP-Esteves

(9-3) T-3:16 A-17460

HR LSU - Dalton (3), Harris (10)

HR USC - Munson (16), Ensberg (20)

June 5, 1998 at Omaha, Neb.

S. Cali000 031 210 - 7 11 0 (48-17)
LSU000 000 030 - 3 8 1 (48-19)

WP-Penney (8-4) LP-Thompson (12-5) T-2:38

A-13000

HR USC - Ensberg (21), Lane 2 (13)

HR LSU - Leaumont (10)



LSU defeated Alabama, 13-6, to win the 1997 NCAA title.

1998 NCAA South II Regional

May 21, 1998 at Baton Rouge, La.

Nicholls St..000 000 103 - 4 9 2 (28-33)
LSU430 290 00X - 18 19 2 (43-17)

WP-Thompson (10-4) LP-Arcement (10-4)

T-2:42 A-6750

HR NSU - Perret (6), Jobert (6)

HR LSU - Higgins (11), McClure (25), Furniss

(26), Earnhart (8), Davis(6)

Furniss sets the SEC career hits record (342), formerly held by Auburn's Jay Waggoner.

May 22, 1998 at Baton Rouge, La.

LSU003 206 400 - 15 19 3 (44-17)
SW Louisiana...110 201 001 - 6 12 2 (39-22)

WP-Demouy (5-2) LP-Cuellar (8-4) T-3:18

A-6702

HR LSU - Higgins (12), McClure (26), Furniss

(27), Cresse (23), Harris(6)

HR USL - Feehan (4)

May 23, 1998 at Baton Rouge, La.

Cal St.-Fullerton..520 020 020 - 11 15 3 (46-16)
LSU030 402 04X - 13 17 3 (45-17)

WP-Bowe (6-3) LP-Johnson, A. (1-4) T-3:36

A-6918

HR CSF - Bacani (3), Fukuhara (10), Rowand

(15), Chatham (7)

HR LSU - Cresse (24), Earnhart (9), Barbier (8),

Davis (7)

May 24, 1998 at Baton Rouge, La.

LSU001 (10)30 000 - 14 12 3 (46-17)
Cal St.-Fullerton..002 000 001 - 3 11 0 (47-17)

WP-Thompson (11-4) LP-Jacobs (4-4) T-3:15

A-6904

HR LSU - Higgins (13), Cresse 2 (26), Earnhart

(10), Davis (8), Harris(7)

1997 College World Series

May 30, 1997 at Omaha, Neb.

Rice010 002 010 - 4 8 1 (47-15)
LSU010 100 03X - 5 9 1 (54-13)

WP-Demouy (6-1) LP-Anderson (10-2) T-2:31

A-20551

HR LSU - Larson (38)

June 1, 1997 at Omaha, Neb.

LSU300 220 210 - 10 12 1 (55-13)
Stanford000 020 030 - 5 7 0 (44-19)

WP-Coogan (14-3) LP-Peterson (11-3) T-2:42

A-23867

HR LSU - Larson 2, Furniss, Davis, Earnhart

June 4, 1997 at Omaha, Neb.

Stanford000 040 302 - 9 16 1 (45-20)
LSU024 140 02X - 13 9 1 (56-13)

WP-Berthelot (7-3) Save-Coogan(3)

LP-Hutchinson (8-4) T-3:18 A-22218

HR STAN - Hochgesang

HR LSU - Koerner 2

INTRO

THIS IS LSU

PREVIEW

TIGERS

COACHES

REVIEW

HISTORY

RECORDS

LSU

June 7, 1997 at Omaha, Neb.

Alabama.....002 200 020 - 6 II 3 (56-14)
 LSU630 002 IIX - 13 15 I (57-13)

WP-Thompson (12-3) LP-Daniel (5-1) T-3:15

A-24401

HR UA - Caruso

HR LSU - Higgins, Bernhardt

1997 NCAA South I Regional**May 22, 1997 at Baton Rouge, La.**

UNC-Greensboro...000 000 000 - 0 5 2 (44-16)
 LSU022 261 IOX - 14 17 0 (49-12)

WP-Coogan (12-3) LP-Surridge (6-6) T-2:35

A-6654

HR LSU - Koerner (18), Earnhart (5)

LSU's first post-season shutout since 8-0 win
 over Wichita State in '93 CWS final.

May 23, 1997 at Baton Rouge, La.

Oklahoma ..100 200 000 - 3 6 0 (39-20)
 LSU800 311 OIX - 14 13 I (50-12)

WP-Thompson (10-3) Save-Guillory(1)

LP-Smith (3-1) T-2:52 A-6573

HR OU - Elsey (8)

HR LSU - Higgins (8), Larson 2 (34), Bernhardt 2 (15)

LSU now has 165 homers, breaking the NCAA
 single-season mark held by BYU with 161 in
 1988...Larson has 105 RBI, breaking Eddy Furniss'
 single-season SEC record of 103 set in 1996.

May 24, 1997 at Baton Rouge, La.

LSU002 002 001 - 5 8 2 (50-13)
 S. Alabama...330 002 I2X - 11 16 0 (43-17)

WP-Rayborn (2-1) Save-Nakamura(2)

LP-Shipp (4-1) T-3:03 A-6726

HR LSU - Barbier (15), McClure (11)

HR SA - Choron (20)

May 25, 1997 at Baton Rouge, La.

LSU111 000 310 07 - 14 15 I (51-13)
 Long Beach St...001 020 400 00 - 7 10 5 (39-26)

WP-Coogan (13-3) LP-Petrosian (4-3) T-4:55

A-6687

HR LSU - Furniss (16), McClure (12), Bernhardt (16)

HR LB - Martin (9)

May 26, 1997 at Baton Rouge, La.

S. Alabama...100 300 000 - 4 6 0 (43-18)
 LSU503 300 03X - 14 10 0 (52-13)

WP-Thompson (11-3) LP-Norton (9-6) T-2:21

HR SA - Choron (21), Smith (5)

HR LSU - Higgins (9), Larson (35), Koerner (19),
 Davis (15)

May 26, 1997 at Baton Rouge, La.

LSU000 (11)30 010 - 15 19 0 (53-13)
 S. Alabama...010 I 02 000 - 4 10 I (43-19)

WP-Painich (9-2) Save-Daugherty(1)

LP-Sparks (11-1) T-2:55 A-7041

HR LSU - Higgins (10), Larson 2 (37), Koerner (20)

HR SA - Jackson (9), Stacy (15), Salvagio (5)

1996 College World Series**June 1, 1996 at Omaha, Neb.**

LSU15 020 000 - 9 11 4
 Wichita St...001 021 I2I - 8 12 I

WP-Yarnall (12-1) Save-Shipp (1) LP-Baird (7-6)

T-3:54 A-22154

HR LSU - Williams (6), Lanier (5)

HR WS - Blake (22), Sorensen (4)

June 3, 1996 at Omaha, Neb.

Florida120 000 010 - 4 9 I
 LSU020 200 32x - 9 11 5

WP-Laxton (8-2) Save-Shipp (2) LP-Rodriguez

(4-1) T-3:38 A-13000

HR LSU - Koerner (12), Cooley (14), Bowles (22)

HR UF - D. Eckstein (9)

June 6, 1996 at Omaha, Neb.

Florida000 010 000 - 1 7 3
 LSU010 001 00x - 2 5 I

WP-Yarnall (11) Save-Esteves (2) LP-Kaufman

(11-5) T-3:06 A-17212

June 8, 1996 at Omaha, Neb.

Miami.....200 032 001 - 8 14 2
 LSU003 000 222 - 9 15 2

WP-Coogan (6-0) LP-Morrison (4-2) T-3:19 A-

23905

HR LSU - Morris (1)

1996 NCAA South II Regional**May 23, 1996 at Baton Rouge, La.**

Austin Peay...000 100 002 - 3 8 3
 LSU401 000 22x - 9 8 I

WP-Yarnall (9-1) LP-C.Smith (10-6) T-2:53

A-6231

May 24, 1996 at Baton Rouge, La.

LSU000 131 200 - 7 12 2
 Nevada-Las Vegas...051 000 000 - 6 10 I

WP-Painich (3-0) Save-Demouy (2) LP-Bauder

(8-4) T-3:22 A-5070

HR LSU - Furniss (26)

May 25, 1996 at Baton Rouge, La.

LSU114 520 400 - 17 18 I
 New Orleans...000 000 202 - 4 9 3

WP-Shipp (5-4) LP-Kottmeyer (3-2) T-2:56

A-5572

HR LSU - Koerner (11), Dunn 2 (20), Cooley (13),

Moore (5)

HR UNO - DiSalvo (7)

May 26, 1996 at Baton Rouge, La.

Georgia Tech...000 016 0 5 I - 13 16 I
 LSU702 100 (18)1x - 29 23 I

WP-Laxton (7-2) LP-Elder (9-5) T-3:40 A-6539

HR LSU - Dunn (21), Moore (6), Lanier (4)



NCAA Regionals at Alex Box
Stadium feature capacity crowds.

1995 NCAA South Regional**May 25, 1995 at Baton Rouge, La.**

Central Michigan...300 000 000 - 3 7 I
 LSU013 000 10x - 5 8 I

WP-Schultz (11-4) LP-Gardner (4-3) T-2:35

A-6178

May 26, 1995 at Baton Rouge, La.

LSU220 000 030 - 7 9 2
 Rice010 206 33x - 15 13 I

WP-Shaddix (2-0) LP-Laxton (4-4) T-3:49

A-6292

HR RU - Landry (11), Venghaus (3), Berkman (6),

Quinn (17)

May 27, 1995 at Baton Rouge, La.

LSU050 400 010 - 10 14 I
 Central Michigan...001 000 103 - 5 12 3

WP-Yarnall (5-0) LP-Van Damme (4-5) T-2:40

A-4483

HR LSU - Koerner (6), Dunn (14)

May 27, 1995 at Baton Rouge, La.

Rice202 601 500 - 16 19 2
 LSU002 023 200 - 9 12 5

WP-Quinn (6-3) Save-Taylor (1)

LP-Berthelot (2-1) T-3:29 A-5129

HR LSU - Dunn (15)

HR RU - Landry 2 (14), Quinn (18)



LSU's Regional championships are celebrated with a victory lap around Alex Box Stadium.

1994 College World Series

June 3, 1994 at Omaha, Neb.

Florida State...000 006 000 - 6 8 2
LSU000 200 100 - 3 7 1

WP-Wilson (13-5) LP-Schultz (12-2) T-2:22
A-17097
HR LSU - Walker (18)

June 5, 1994 at Omaha, Neb.

LSU0 01 400 001 - 6 11 3
Cal State Fullerton...(11)21 500 10x - 20 15 1

WP-Ricabal (11-1) LP-Laxton (4-5) T-3:13
A-20682
HR CSF - Ferguson (12), Giambi (1)

1994 NCAA South Regional

May 26, 1994 at Baton Rouge, La.

SE Louisiana...100 001 103 - 6 12 3
LSU001 010 17x - 10 11 2

WP-Schultz (12-1) LP-Laiche (11-3) T-2:35
A-6707
HR LSU - Huffman (3), Lanier (8), Walker (13)
HR SLU - Ferrand (5), Langlois (6), Millican (16)

May 27, 1994 at Baton Rouge, La.

LSU101 103 000 - 6 9 1
Fresno State...002 000 000 - 2 5 2

WP-Tyson (9-3) LP-Fernandez (11-5) T-2:04
A-5846
HR LS - Huffman (3), Lanier (8), Walker (13)
HR SLU - Ferrand (5), Langlois (6), Millican (16)

May 28, 1994 at Baton Rouge, La.

LSU000 210 030 - 6 8 0
S. California...000 000 020 - 2 6 3

WP-Laxton (4-4) LP-Nieto (5-9) T-2:56 A-6275
HR LS - Cooley (9), Wilson (8)
HR USC - Hastings (6), Jenkins (13)

May 29, 1994 at Baton Rouge, La.

S. California...101 402 020 - 10 14 3
LSU304 100 40x - 12 17 2

WP-Antonini (5-2) Save-Schultz (1)
LP-Casillas (0-1) T-3:48 A-6856
HR LS - Cooley 2 (11), Huffman (4), Walker 2 (17)
HR USC - Boone (6), Jenkins (15), Jones 3 (6)

1993 College World Series

June 4, 1993 at Omaha, Neb.

LSU000 000 322 - 7 8 1
Long Beach State...000 001 000 - 1 3 1

WP-Sirotko (11-5) LP-Choi (16-2) T-2:40
A-16963
HR LS - Greely 2 (5), Johnson (8)

June 6, 1993 at Omaha, Neb.

Texas A&M...000 251 000 - 8 13 5
LSU000 240 16x - 13 10 2

WP-Schultz (7-3) LP-Clemons (6-2) T-3:43
A-18316
HR LS - Walker (20)

June 9, 1993 at Omaha, Neb.

LSU020 006 000 - 8 10 1
Long Beach State...110 030 14x - 10 14 2

WP-Gonzalez (4-2) LP-Sirotko (11-6) T-3:28
A-13727
HR LBS - Liefer (12), Davis (5), Curtis (12)

June 11, 1993 at Omaha, Neb.

Long Beach State...201 000 002 - 5 9 1
LSU010 001 103 - 6 14 5

WP-Sirotko (12-6) LP-Gonzalez (4-3) T-3:12
A-12388
HR LS - Walker (21)
HR LBS - Davis (6)

June 12, 1993 at Omaha, Neb.

Wichita State...000 000 000 - 0 3 0
LSU232 000 01x - 8 10 2

WP-Laxton (12-1) LP-Wyckoff (5-3) T-2:52
A-20268
HR LS - Walker (22)

1993 NCAA South Regional

May 27, 1993 at Baton Rouge, La.

Western Carolina...000 200 000 - 2 7 2
LSU202 000 21x - 7 8 0

WP-Siroka (9-5) LP-Grundy (4-7) T-2:30
A-6021
HR LS - Rios (9)
HR WCU - Doherty (5)

May 28, 1993 at Baton Rouge, La.

Kent State ..050 100 090 - 15 19 2
LSU401 213 010 - 12 15 2

WP-Nartker (9-0) LP-Rutledge (4-2) T-3:17
A-4672
HR LS - Walker (17), Greely 2 (3)
HR KS - Middleton (2), Fails (2)

May 29, 1993 at Baton Rouge, La.

LSU411 202 300 - 13 14 4
Baylor000 200 022 - 6 6 3

WP-Laxton (11-1) LP-Rathbun (7-5) T-3:29
A-4923
HR LS - Berrios (15), Walker (18)

May 29, 1993 at Baton Rouge, La.

LSU032 300 210 - 11 9 0
S. Alabama...000 300 100 - 4 12 3

WP-Chamberlain (6-3) LP-Jaye (1-2) T-3:13
A-6115
HR LS - Berrios 2(17), Neal 2(5)

May 30, 1993 at Baton Rouge, La.

S. Alabama...200 110 000 - 4 9 1
LSU300 000 42x - 9 10 5

WP-Sirotko (10-5) LP-Ybarra (8-5) T-2:15
A-6223
HR LS - Walker (19)

1992 NCAA South I Regional

May 21, 1992 at Baton Rouge, La.

Providence...000 001 000 - 1 3 2
LSU410 120 00x - 8 13 2

WP-Peever (14-0) LP-Mangiafico (5-3) T-2:40
A-5814
HR LS - Sheets (7), Walker (12), Moock (7)

May 22, 1992 at Baton Rouge, La.

LSU000 000 000 - 0 5 2
Ohio State ..02 200 00x - 5 6 1

WP-Klingenbeck (7-7) LP-Schultz (8-3) T-2:15
A-4703
HR OS - Khoury (3)

INTRO

THIS IS LSU

PREVIEW

TIGERS

COACHES

REVIEW

HISTORY

RECORDS

LSU

INTRO

THIS IS LSU

PREVIEW

TIGERS

COACHES

REVIEW

HISTORY

RECORDS

LSU



Skip Bertman led LSU to five NCAA titles in 10 seasons (1991-2000)

May 23, 1992 at Baton Rouge, La.

Tulane110 000 001 - 3 9 3

LSU401 000 02x - 7 4 1

WP-Rantz (7-2) Save-Hunt (1) LP-Ibieta (3-4)

T-2:46 A-5128

HR LS - Moock (8)

May 23, 1992 at Baton Rouge, La.

LSU000 000 000 - 0 4 6

Cal State Fullerton...012 104 03x - 11 11 1

WP-Parisi (4-1) Save-Chavez (3) LP-Chamberlain

(8-2) T-2:36 A-5972

1991 College World Series

May 31, 1991 at Omaha, Neb.

Florida000 100 000 - 1 8 1

LSU100 210 40x - 8 11 0

WP-Ogea (13-5) LP-Burke (8-5) T-2:59 A-12403

HR LS - Mouton 2 (12), Garrity (2)

June 2, 1991 at Omaha, Neb.

LSU030 413 004 - 15 15 1

Fresno State...020 000 001 - 4 7 5

WP-Sirotko (11-0) LP-Saitz (8-6) T-2:55

A-16329

HR LS - Hymel 2 (23)

HR FS - Falco (11)

June 5, 1991 at Omaha, Neb.

LSU300 553 003 - 19 14 0

Florida200 020 310 - 8 13 3

WP-Byrd (8-3) LP-Corbitt (2-1) T-3:35 A-13613

HR LS - Hymel 2(25), Mouton (13)

HR UF - Linares 2(14)



Russ Johnson helped lead LSU to the 1993 CWS title.

June 8, 1991 at Omaha, Neb.

LSU220 200 000 - 6 8 0

Wichita State...100 100 010 - 3 5 1

WP-Ogea (14-5) Save-Greene (14)

LP-Green (11-2) T-2:54 A-16612

HR LS - Rios (4)

HR WS - Tilma (6)

1991 NCAA South Regional

May 24, 1991 at Baton Rouge, La.

Northwestern State...000 001 001 - 2 7 6

LSU150 032 02x - 13 17 0

WP-Ogea (11-5) LP-Benson (6-3) T-2:55 A-5388

HR LS - Hymel (20)

HR NSU - Hartsburg (3)

May 26, 1991 at Baton Rouge, La.

LSU001 201 000 - 4 6 1

Oklahoma ..000 200 001 - 3 6 2

WP-Byrd (7-3) Save-Greene (12) LP-Ruebel (7-6)

T-2:30 A-5438

HR OU - Neff (24)

May 27, 1991 at Baton Rouge, La.

Texas A&M...000 000 010 - 1 8 2

LSU011 004 10x - 7 9 1

WP-Sirotko (10-0) LP-Wunsch (4-6) T-2:48

A-5493

HR LS - Cordani (11), Hymel (21)

May 28, 1991 at Baton Rouge, La.

LSU100 410 200 - 8 13 1

SE Louisiana...200 011 001 - 5 11 0

WP-Ogea (12-5) Save-Greene (13)

LP-Walter (4-8) T-3:11 A-5307

HR USL - Ramos (8), Grossie (6)



Chris Moock and the Tigers captured LSU's first College World Series title in 1991.

1990 College World Series

June 2, 1990 at Omaha, Neb.

The Citadel...101 000 000 - 2 12 1

LSU023 120 00x - 8 14 1

WP-Byrd (17-5) LP-Britt (10-2) T-2:26 A-7000

HR LS - Clark (11)

HR CIT - Jenkins (16)

June 4, 1990 at Omaha, Neb.

LSU000 100 000 - 1 2 2

Oklahoma State...02 000 30x - 7 9 0

WP-Gore (5-2) LP-Ogea (14-2) T-3:08 A-15802

HR LS - Mouton (10)

HR OS - Daniel (22)

June 5, 1990 at Omaha, Neb.

LSU000 030 030 - 6 10 1

The Citadel...000 000 10x - 1 8 3

WP-O'Donoghue (12-3) LP-Baker (8-3) T-2:28

A-14614

HR LS - Clark (12)

June 2, 1990 at Omaha, Neb.

Oklahoma State...020 006 303 - 14 19 1

LSU210 000 000 - 3 5 3

WP-Tipton (10-1) LP-Byrd (17-6) T-3:18 A-16094

HR OS - Daniel (23)

1990 NCAA South I Regional

May 24, 1990 at Baton Rouge, La.

Southwestern La...000 000 000 - 0 3 0

LSU030 202 01x - 8 11 1

WP-Ogea (13-1) LP-McDonald (8-2) T-2:50

A-5642

HR LS - Clark (9)



The 1987 Tigers became the first SEC team to make back-to-back CWS trips.

May 25, 1990 at Baton Rouge, La.

LSU030 213 101 - 11 13 2
Georgia Tech....001 110 011 - 5 13 1

WP-Byrd (16-5) LP-Creek (11-4) T-3:43 A-3660
HR GT - Bragg (10)

May 26, 1990 at Baton Rouge, La.

S.California...004 000 001 - 5 11 1
LSU010 210 000 - 4 9 2

WP-Nickell (7-3) LP-O'Donoghue (11-3) T-2:57
A-4724
HR USC - Boone (10)

May 26, 1990 at Baton Rouge, La.

LSU031 001 010 - 6 8 3
Houston.....100 003 000 - 4 9 3

WP-LaRosa (6-2) Save-Greene (7)
LP-Eshelman (5-4) T-3:15 A-3512
HR LS - Clark (10), Mouton (8)

May 27, 1990 at Baton Rouge, La.

LSU001 000 400 - 5 8 1
S. California...000 010 201 - 4 10 3

WP-Ogea (14-1) Save-Sirotko (1)
LP-Powers (11-3) T-2:57 A-4639
HR LS - Grisham (11)
HR USC - Boone (11), Cirillo (6)

May 28, 1990 at Baton Rouge, La.

S. California...300 000 300 - 6 11 0
LSU010 031 20x - 7 10 0

WP-LaRosa (7-2) LP-Nickell (7-4) T-2:57
A-5809
HR LS - Cordani (9), Mouton (9)
HR USC - Boone (12)



Catcher Mike Bianco launched a home run in LSU's 1989 CWS win over Miami.

1989 College World Series

June 3, 1989 at Omaha, Neb.

LSU000 020 000 - 2 5 1
Miami (Fla.)...202 000 10x - 5 9 1

WP-Grahe (15-4) LP-McDonald (14-3) T-2:29
A-17407
HR UM - Vespe (7), Santangelo (22)

June 5, 1989 at Omaha, Neb.

LSU026 000 000 - 8 7 0
Long Beach State...000 202 010 - 5 11 2

WP-Leskanic (15-2) Save-Byrd (1)
LP-Abbott (15-3) T-3:27 A-10000
HR LB - Berthel (2)

June 6, 1989 at Omaha, Neb.

Miami (Fla.)...000 021 000 - 3 6 1
LSU010 013 10x - 6 9 1

WP-Springer (9-3) Save-McDonald (4)
LP-Vespe (4-3) T-3:02 A-14000
HR LS - Bianco (8)
HR UM - Noriega (5)

June 8, 1989 at Omaha, Neb.

Texas421 400 001 - 12 13 2
LSU003 010 300 - 7 9 4

WP-Dressendorfer (18-2) LP-McDonald (14-4)
T-3:41 A-16072
HR UT - Bethea (5)

1989 NCAA Central Regional

May 25, 1989 at College Station, Texas

Nevada-Las Vegas...411 000 400 - 10 12 0
LSU000 360 21x - 12 15 3

WP-Leskanic (12-2) Save-LaRosa (5)
LP-Sawaia (6-3) T-3:26 A-1567
HR LS - Cala (14), Grisham (18), Schneidewind (2)
HR UNLV - Der Manuel (2)

INTRO

THIS IS LSU

PREVIEW

TIGERS

COACHES

REVIEW

HISTORY

RECORDS

LSU



Skip Bertman (center) and his 1984 coaching staff laid the groundwork for the Tigers' postseason success.

May 26, 1989 at College Station, Texas

LSU011 002 000 - 4 9 6
South Alabama...001 001 40x - 6 10 0

WP-Bray (14-3) Save-Perez (2) LP-LaRosa (4-5)
T-3:12 A-1873
HR LS - Schneidewind (3)

May 27, 1989 at College Station, Texas

LSU104 512 000 - 13 18 1
Nevada-Las Vegas...000 101 015 - 8 12 3

WP-Ogea (2-0) LP-Gledhill (4-3) T-2:43 A-932
HR UNLV - Lofthus 3(26), Flowers (2)

May 27, 1989 at College Station, Texas

South Alabama...310 001 000 - 5 7 0
LSU030 002 01x - 6 7 3

WP-Leskanic (13-2) LP-Zimmerman (12-5) T-2:53
HR LS - Johnson (2)
HR USA - Gainer (8)

May 28, 1989 at College Station, Texas

Texas A&M...012 002 000 - 5 10 1
LSU020 312 41x - 13 15 1

WP-McDonald (14-2) LP-Langston (12-1) T-3:24
A-5822

HR LS - Gruver (5), Bianco (7)
HR A&M - Byington (15)

May 28, 1989 at College Station, Texas

LSU010 020 010 01 - 5 15 3
Texas A&M...301 000 000 00 - 4 5 1

WP-Leskanic (14-2) Save-McDonald (3)
LP-Centala (5-1) T-4:25 A-4177
HR LS - Grisham (19)

1987 College World Series

May 29, 1987 at Omaha, Neb.

LSU000 010 000 5 - 6 7 1
Florida State...000 000 001 1 - 2 8 2

WP-Patterson (10-2) Save-Manuel (9)
LP-R. Lewis
HR FS - Blackwell

June 1, 1987 at Omaha, Neb.

Oklahoma State...002 401 100 - 8 14 1
LSU114 100 000 - 7 11 3

WP-Rockman (12-0) LP-McDonald (2-2) T-3:15
A-10661
HR OS - Barragan (21)

June 3, 1987 at Omaha, Neb.

Arkansas000 020 000 - 2 4 0
LSU000 000 41x - 5 10 0

WP-Patterson (11-2) LP-Cebuhar (11-2) T-2:58
A-11000
HR LS - Voigt (16)

June 5, 1987 at Omaha, Neb.

LSU001 100 000 3 - 5 7 1
Stanford020 000 000 4 - 6 9 3

WP-Chitren (8-3) LP-McDonald (2-3) T-3:13
A-13000
HR SU - P. Carey (12)

1987 NCAA South II Regional

May 21, 1987 at New Orleans, La.

LSU001 111 100 - 5 7 1
Tulane002 010 000 - 3 10 3

WP-Patterson (8-2) LP-Amarena (10-2) T-2:21
A-4268
HR LS - Faulkner (12), Bush (3)
HR TU - Smith (9)



Gregg Patterson earned four wins in the 1987 NCAA Tournament.



The 1986 Tigers earned LSU's first College World Series berth.

May 22, 1987 at New Orleans, La.

LSU024 101 024 - 14 19 0
New Orleans...000 000 001 - 1 3 2

WP-Kite (7-3) LP-Muller (8-4) T-3:03 A-4448
HR LS - Bush (4), Belle (8)
HR NO - Schmitt (18)

May 23, 1987 at New Orleans, La.

New Orleans...000 000 000 - 0 5 1
LSU002 010 00x - 3 3 0

WP-Loewer (9-5) Save-Manuel (8)
LP-Lynch (6-5) T-2:41 A-3831

May 24, 1987 at New Orleans, La.

LSU000 030 130 - 7 9 3
Cal State Fullerton...200 001 000 - 3 5 4

WP-Patterson (9-2) LP-L. Garcia (10-5) T-2:20
A-2859
HR CSF - Mannion (10)

1986 College World Series

May 30, 1986 at Omaha, Neb.

LSU000 000 120 - 3 8 2
Loyola Marymount...030 000 01x - 4 6 0

WP-Goettsch (9-4) LP-Manuel (10-3) T-3:01
A-10000

June 1, 1986 at Omaha, Neb.

LSU203 101 100 - 8 8 1
Maine000 112 000 - 4 11 2

WP-Loewer (14-4) Save-Patterson (1)
LP-Plympton (8-3) T-2:36 A-9000
HR LS - Yurtin (10)
HR UM - Reynolds (18)

June 5, 1986 at Omaha, Neb.

Miami (Fla.)...300 010 000 - 4 8 0
LSU100 000 011 - 3 6 2

WP-O'Brien (5-2) Save-Raether (16)
LP-Guthrie (9-2) T-2:35 A-12832
HR LS - J. Belle 2 (21), Voigt (9)
HR UM - Magno (7)

1986 NCAA South I Regional

May 22, 1986 at Baton Rouge, La.

LSU001 704 011 - 14 15 2
Jackson State...015 005 000 - 11 10 5

WP-Kite (7-3) Save-Manuel (7) LP-Sanders (11-2)
T-3:26 A-3957
HR LS - J. Belle (17)
HR JS - Sanders 2 (17), Daniels (8)

May 23, 1986 at Baton Rouge, La.

Oklahoma ..102 000 200 - 5 8 4
LSU200 320 11x - 8 8 0

WP-Loewer (13-4) LP-Hamilton (11-2) T-2:27
A-4016
HR LS - Hartwig (2)
HR OU - Burdick (10), Lavender (5)



Jeff Yurtin homered in LSU's 1986 South I Regional win over Tulane.

INTRO

THIS IS LSU

PREVIEW

TIGERS

COACHES

REVIEW

HISTORY

RECORDS

LSU

INTRO

THIS IS LSU

PREVIEW

TIGERS

COACHES

REVIEW

HISTORY

RECORDS

LSU



Coach Jim Smith guided LSU to its first NCAA Regional appearance in 1975.

NCAA Tournament Record

YEAR	W	L	PCT.
2005	2	2	.500
2004	5	2	.714
2003	5	3	.625
2002	4	3	.571
2001	4	3	.571
2000	9	0	1.000
1999	4	3	.571
1998	6	2	.750
1997	9	1	.900
1996	8	0	1.000
1995	2	2	.500
1994	4	2	.667
1993	8	2	.800
1992	2	2	.500
1991	8	0	1.000
1990	7	3	.700
1989	7	3	.700
1987	6	2	.750
1986	5	2	.714
1985	0	2	.000
1975	1	2	.333
Total	106	41	.721

(29-17 in CWS; 7-7 in Super Regionals;
70-17 in Regionals)

College World Series Record

YEAR	W	L	FINISH
1986	1	2	5th
1987	2	2	4th
1989	2	2	3rd
1990	2	2	3rd
1991	4	0	1st
1993	4	1	1st
1994	0	2	7th
1996	4	0	1st
1997	4	0	1st
1998	2	2	3rd
2000	4	0	1st
2003	0	2	7th
2004	0	2	7th
TOTAL	29	17	.630



NCAA Regionals in Alex Box Stadium generate tremendous excitement on campus.

May 24, 1986 at Baton Rouge, La.

Louisiana Tech...000 030 001 - 4 6 3
LSU150 010 00x - 7 8 3

WP-Kite (8-3) Save-Manuel (8) LP-Faircloth
(7-6) T-2:36 A-3048
HR LS - Bowie (15)

May 26, 1986 at Baton Rouge, La.

LSU100 300 021 - 7 9 2
Tulane201 300 000 - 6 10 3

WP-Manuel (10-2) Save-Loewer (4) LP-Little
(8-4) T-2:53 A-5189
HR LS - J. Belle 2 (19), Bowie (16), Yurtin (9)
HR TU - Rapp (5)

1985 NCAA Central Regional

May 23, 1985 at Austin, Texas

Houston.....300 102 014 - 11 16 1
LSU003 000 001 - 4 8 4

WP-Walker (12-7) LP-Guthrie (6-8) T-3:18

May 24, 1985 at Austin, Texas

LSU000 210 000 - 3 10 4
Lamar000 000 112 - 4 10 0

WP-Terrill LP-Parker

1975 NCAA South Regional

May 23, 1975 at Starkville, Miss.

Murray State...000 001 010 - 2 7 2
LSU014 000 11x - 7 7 3

WP-Moock (10-0) LP-Oliver (9-2) T-2:17 A-1600

May 24, 1975 at Starkville, Miss.

LSU000 200 000 - 2 4 3
Florida State...000 010 21x - 4 7 1

WP-Jones (15-0) Save-Rothschild
LP-Hollingsworth (6-3) T-2:19

May 24, 1975 at Starkville, Miss.

Miami (Fla.)...110 015 000 - 8 7 0
LSU000 000 100 - 1 5 6

WP-Lynch (9-3) LP-Whealy (8-3) T-2:23 A-1100

Great Moments in LSU Baseball Regional/Super Regional History

June 13, 2004

Lane Mestepey fires a masterful five-hit shutout in Game 2 of a Super Regional series against Texas A&M. Will Harris' ninth-inning homer clinches LSU's 4-0 triumph and sends the Tigers to the College World Series for the second straight season.

June 7-8, 2003

LSU blasts Baylor 20-5, using an 11-run sixth inning highlighted by Clay Harris' grand slam to reach its 12th College World Series. The Tigers faced elimination a day earlier after Baylor captured the first contest in the best-of-three set. Harris and Ivan Naccarata belted back-to-back homers to lead off the eighth inning to lift LSU over Baylor, 6-5, to set up the rubber match.

June 1, 2003

Jon Zeringue's one-out, walk-off home run in the bottom of the 11th sends LSU to the super regional round as the Tigers defeat a pesky UNC-Wilmington club, 9-8. Despite defeat, UNC-W becomes the first opposing team to make a congratulatory lap around the field following the game.

June 2, 2002

LSU comes through the loser's bracket to defeat UL-Lafayette twice by identical 12-2 scores to win its seventh consecutive regional championship. The Tigers are the only regional winner of 2002 to come through the loser's bracket to win twice on the final day.

May 30-31, 1999

Facing a seven-run deficit and in danger of being eliminated, LSU rallies to take a 12-10 lead it would not relinquish against East Carolina to force a second championship game. Kurt Ainsworth gets an extra day of rest thanks to rain, which forces the second contest to be moved to Monday. Ainsworth blanks the Pirates, 9-0, hurling the Tigers to a super regional matchup with SEC foe Alabama.

May 28, 1999

LSU tags UL-Monroe starter and current Milwaukee Brewer star Ben Sheets, opening the Baton Rouge Regional with a convincing 11-4 victory over the Indians.

May 23, 1998

LSU falls behind Cal State Fullerton, 7-0 through two innings, but Cedrick Harris' two-run double in the eighth caps a four-run inning to complete a comeback as the Tigers earn a 13-11 victory. LSU routs the Titans 14-3 the next day to reach Omaha.

May 25, 1997

A classic five-hour marathon comes to an end as LSU outlasts Long Beach State by scoring seven runs in the 11th inning for a 14-7 victory. One day later, the Tigers avenge their second round loss to South Alabama by sweeping the Jaguars, 14-4 and 15-4, before defending its national championship in Omaha.

May 26, 1996

In one of the largest hit outputs in school history, LSU uses 18 runs on 13 hits in the seventh inning of the South II Regional championship game to rout Georgia Tech, 29-13. The Tigers wear new gold jerseys during the regional and throughout the 1996 College World Series.



LSU celebrates its 2004 Super Regional win over Texas A&M.

May 29, 1994

LSU holds on to a 12-10 win over Southern Cal in the South Regional final. Former Trojan and current Minnesota Twins star Jacque Jones smashes three homers in defeat.

May 28, 1990

Rich Cordani's dramatic two-run blast in the seventh inning lifts LSU to a thrilling 7-6 South Regional championship game win over Southern California.

May 28, 1989

LSU completes perhaps its most improbable journey in the program's history to reach its third College World Series. The Tigers win five of six games at the 1989 Central Regional in College Station, Texas. LSU shocks top-ranked Texas A&M with two wins on the tournament's final day -- including a 5-4, 11-inning victory in the championship game. Ben McDonald earns the win in seven innings of work in the first game and then comes back to earn a save in the clincher. All four LSU pitchers in the final game -- Russ Springer, Paul Byrd, Curtis Leskanic and Ben McDonald -- reach the Major Leagues. Texas A&M had amassed 58 wins to just five losses and was led by Chuck Knobloch. The 58 wins still stands as an Aggie record.

May 25, 1986

Albert Belle smashes two, two-run homers in the South I Regional championship game, leading the Tigers to their first College World Series with a 7-6 win over Tulane at Alex Box Stadium. Belle was named tournament MVP for his efforts.

INTRO

THIS IS LSU

PREVIEW

TIGERS

COACHES

REVIEW

HISTORY

RECORDS

LSU

INTRO

THIS IS LSU

PREVIEW

TIGERS

COACHES

REVIEW

HISTORY

RECORDS

LSU



All-American Wes Grisham helped the 1990 Tigers collect an SEC-record 807 hits.

2006

TOURNAMENT AT HOOVER, ALA.

4	Alabama	3
1	Ole Miss	12
3	Alabama	8

Won 1, Lost 2 - Finished 5th

2005

TOURNAMENT AT HOOVER, ALA.

2	Miss. State	9
1	Tennessee	5

Won 0, Lost 2 -- Finished 7th

2004

TOURNAMENT AT HOOVER, ALA.

4	Florida (10 innings)	5
0	Georgia	1

Won 0, Lost 2 - Finished 7th

2003

TOURNAMENT AT HOOVER, ALA.

5	Arkansas	4
7	Miss. State	2
17	Miss. State	5
3	Alabama	10

Won 3, Lost 1 - Finished 2nd

2002

TOURNAMENT AT HOOVER, ALA.

2	Auburn	1
8	South Carolina	3
8	South Carolina	10
4	South Carolina	5

Won 2, Lost 2 - Finished 3rd

2001

TOURNAMENT AT HOOVER, ALA.

10	Florida	0
13	Ole Miss	2
12	Ole Miss	6
1	Miss. State	4

Won 3, Lost 1 - Finished 2nd

2000

TOURNAMENT AT HOOVER, ALA.

11	Georgia	3
18	Alabama	12
6	Alabama	5
9	Florida	6

Won 4, Lost 0 - Finished 1st

1999

TOURNAMENT AT HOOVER, ALA.

2	Auburn	6
10	Kentucky	0
8	Arkansas	9

Won 1, Lost 2 - Finished 5th

1998

TOURNAMENT AT HOOVER, ALA.

4	Arkansas	8
6	South Carolina	0
5	Mississippi State	7

Won 1, Lost 2 - Finished 5th

1997

TOURNAMENT AT COLUMBUS, GA.

5	Auburn	2
12	Tennessee	5
12	Alabama	7
2	Alabama	12

Won 3, Lost 1 - Finished 2nd

1996

TOURNAMENT AT HOOVER, ALA.

3	Tennessee	1
2	Florida	6
11	Kentucky	12

Won 1, Lost 2 - Finished 5th

1995

WESTERN DIVISION TOURNAMENT AT STARKVILLE, MISS.

8	Alabama	9
14	Miss. State	6
7	Auburn	5
7	Arkansas	6
8	Alabama	9

Won 3, Lost 2 - Finished 2nd

1994

WESTERN DIVISION TOURNAMENT AT OXFORD, MISS.

3	Alabama	2
6	Arkansas	4
3	Auburn	2
5	Auburn	4

Won 4, Lost 0 - Finished 1st

1993

WESTERN DIVISION TOURNAMENT AT BATON ROUGE, LA.

6	Ole Miss	1
3	Miss. State	5
13	Arkansas	7
16	Auburn	5
7	Miss. State	3

Won 4, Lost 1 - Finished 1st

1992

TOURNAMENT AT NEW ORLEANS, LA.

7	Vanderbilt	2
8	Arkansas	1
1	Florida	3
5	Georgia	3
6	South Carolina	3
12	Florida	1

Won 5, Lost 1 - Finished 1st

1991

TOURNAMENT AT BATON ROUGE, LA.

8	Kentucky	7
8	Miss. State	2
1	Florida	7
9	Miss. State	4
4	Florida	8

Won 3, Lost 2 - Finished 2nd

1990

TOURNAMENT AT HOOVER, ALA.

6	Florida	4
17	Miss. State	8
13	Vanderbilt	5
1	Miss. State	3

Won 3, Lost 1 - Finished 1st (tie)
(championship game canceled due to rain; LSU and Mississippi State declared tournament co-champions)

1989

TOURNAMENT AT GAINESVILLE, FLA.

6	Georgia	3
6	Florida	8
5	Auburn	8

Won 1, Lost 2 - Finished 4th

1988

TOURNAMENT AT STARKVILLE, MISS.

7	Kentucky	9
7	Georgia	3
2	Florida	7

Won 1, Lost 2 - Finished 5th

1987

TOURNAMENT AT ATHENS, GA.

8	Auburn	9
4	Georgia	2
4	Kentucky	1
4	Auburn	2
3	Miss. State	13

Won 3, Lost 2 - Finished 2nd

1986

TOURNAMENT AT BATON ROUGE, LA.

10	Georgia	6
10	Alabama	7
8	Georgia	4

Won 3, Lost 0 - Finished 1st

1985

TOURNAMENT AT BATON ROUGE, LA.

6	Georgia	8
2	Florida	5

Won 0, Lost 2 - Finished 4th

1979

TOURNAMENT AT STARKVILLE, MISS.

5	Florida	2
5	Miss. State	12
1	Florida	5

1975

6	Georgia (H)	5
8	Georgia (A)	3

LSU won series 2-0 to claim SEC title

1968

4	Alabama (H)	6
---	-------------	---

Alabama won single-game playoff to claim West Division title

1967

2	Ole Miss (A)	6
---	--------------	---

Ole Miss won single-game playoff to claim West Division title

1961

4	Auburn (A)	3
6	Auburn (H)	5

LSU won series 2-0 to claim SEC title

SEC Postseason Record

YEAR	W	L	PCT.
2006	1	2	.333
2005	0	2	.000
2004	0	2	.000
2003	3	1	.750
2002	2	2	.500
2001	3	1	.750
2000	4	0	1.000
1999	1	2	.333
1998	1	2	.333
1997	3	1	.750
1996	1	2	.333
1995	3	2	.667
1994	4	0	1.000
1993	4	1	.800
1992	5	1	.833
1991	3	2	.600
1990	3	1	.750
1989	1	2	.333
1988	1	2	.333
1987	3	2	.600
1986	3	0	1.000
1985	0	2	.000
1979	1	2	.333
1975	2	0	1.000
1968	0	1	.000
1967	0	1	1.000
1961	2	0	1.000
Total	54	36	.600
(Tournament only)	50	34	.595



Trey McClure served as team captain of LSU's 1997 SEC Championship squad.

Outstanding Pitching Performances

INTRO

THIS IS LSU

PREVIEW

TIGERS

COACHES

REVIEW

HISTORY

RECORDS

LSU

PERFECT GAMES (SINCE 1965)

	DATE	IP	H	BB	SO
Bruce Baudier					
2-0 vs. Alabama	May 5, 1967	7	0	0	8

OTHER NO-HIT GAMES (SINCE 1965)

	DATE	IP	H	BB	SO
Randy Wiles					
3-0 vs. Rice	March 3, 1972	7	0	1	11
Van Quigley					
1-0 at Tulane	May 5, 1966	7	0	4	4
Bobby Landry					
1-0 vs. Southern Miss	March 14, 1979	7	0	3	7

ONE-HIT GAMES (SINCE 1965)

	DATE	IP	H	BB	SO
Paul Stefan					
4-0 at Alabama	April 12, 1976	7	1	0	5
Randy Wiles					
6-0 vs. Miss. State	April 13, 1973	7	1	3	6
Dick Hicks					
4-0 vs. Nicholls State	April 11, 1968	7	1	2	12
Mike Alvarez					
7-0 vs. Canisius	March 13, 1980	7	1	0	9
Clay Parker					
5-1 vs. Navy	March 10, 1982	7	1	4	2

Bruce Baudier's Perfect Game

May 5, 1967 — Baton Rouge, La.

Second Game of Doubleheader

Alabama	AB	R	H	RBI	BB	SO	PO	A
Cargo, rf	3	0	0	0	0	1	1	0
Johnson, cf	3	0	0	0	0	1	0	0
Moss, 3b	2	0	0	0	0	0	0	2
Limbaugh, c	0	0	0	0	0	0	3	0
Holley, ph	1	0	0	0	0	1	0	0
McCorquodale, lb	2	0	0	0	0	0	7	0
Trafenstedt, lf	2	0	0	0	0	1	0	0
Bailey, 2b	0	0	0	0	0	0	0	0
Fisher, 2b-ss	2	0	0	0	0	1	0	2
Ranelli, ss	1	0	0	0	0	1	0	2
Parker, lf	1	0	0	0	0	1	0	0
Harris, c	1	0	0	0	0	0	7	0
Brown, 3b	1	0	0	0	0	0	0	0
Glover, p	2	0	0	0	0	1	0	1
Totals	21	0	0	0	0	8	18	7

Louisiana State	AB	R	H	RBI	BB	SO	PO	A
Morris, ss	3	0	0	0	1	2	0	2
Felps, 3b	3	0	1	0	0	2	1	0
Ogin, lf	3	0	0	0	0	2	2	0
Giles, c	3	1	0	0	0	0	8	0
Achord, 2b	2	1	1	0	1	1	1	2
Domingue, lb	3	0	2	1	0	0	6	0
Abernathy, cf	1	0	0	0	0	0	1	0
Cockerham, ph	1	0	1	1	0	0	0	0
Tatum, cf	0	0	0	0	0	0	1	0
Bergman, rf	3	0	1	0	0	2	1	0
Baudier, p	2	0	0	0	0	1	0	2
Totals	24	2	6	2	2	10	21	6

Alabama	000	000	0-001
Louisiana State	000	101	x-260

E-Moss. LOB-Alabama 0, LSU 8. 2B-Domingue. SB-Tatum. SH-Abernathy, Baudier.

Alabama	IP	H	R	ER	BB	SO
Glover (L, 5-7)	6	6	2	1	2	10
LSU						
Baudier (W, 6-4)	7	0	0	0	0	8

WP-Glover. PB-Harris. U-Wiggins, Knight. T-1:47. A-450.
(Baudier threw perfect game using 72 pitches.)

	DATE	IP	H	BB	SO
Guy Rutledge					
3-0 vs. Auburn	May 30, 1983	7	1	5	6
Ben McDonald					
10-0 vs. Florida	March 11, 1989	9	1	4	13
Mark LaRosa					
5-0 vs. Texas A&M	Feb. 23, 1991	7	1	4	6
Brett Laxton					
6-1 vs. South Carolina	March 27, 1993	7	1	4	10
Brian Winders					
2-1 at Ole Miss	April 15, 1995	9	1	2	9
Patrick Coogan					
7-1 vs. Ole Miss	April 18, 1997	9	1	0	15

TWO-HIT GAMES (SINCE 1970)

Tom Charpentier					
2-1 vs. Ole Miss	March 29, 1975				
4-0 vs. Ole Miss	April 26, 1974				
Randy Wiles					
0-1 vs. Ole Miss	March 22, 1973				
2-1 vs. Kansas State	March 16, 1972				
1-0 vs. Northeast Louisiana	March 26, 1970				
Wally McMakin					
5-1 vs. Memphis State	March 9, 1973				
Mike Lloyd					
1-0 vs. Auburn	March 25, 1978				
Jim Uremovich					
1-0 vs. Auburn	March 26, 1978				
Chuck Voorhies					
3-0 vs. Northwestern State	April 26, 1978				
Mike Alvarez					
4-0 vs. Southwestern Louisiana	Feb. 19, 1979				
1-0 at Ole Miss	March 11, 1979				
Mike Lloyd					
11-2 at Ole Miss	March 11, 1979				
Jerry Powell					
3-0 vs. Northeast Louisiana	March 26, 1979				
Ronnie Robbins					
4-3 at Southeastern Louisiana	April 20, 1983				
Cal Santarelli					
3-1 vs. Northeast Louisiana	April 27, 1983				
Gregg Patterson					
5-1 vs. Louisiana Tech	May 2, 1985				
Robbie Smith					
5-0 vs. Auburn	May 4, 1985				
Ben McDonald					
7-1 vs. UCLA	March 27, 1988				
Lloyd Peever					
7-0 at Tulane	March 11, 1992				
4-1 at South Carolina	March 21, 1992				
Brett Laxton					
4-1 at Tennessee	April 3, 1993				
Brian Tallet					
6-0 at Vanderbilt	March 17, 2000				



Bruce Baudier celebrates his 1967 perfect game.



Gene Achord

Following is a list of all-time LSU Tiger Baseball varsity letter winners. The LSU Sports Information Office will appreciate your assistance in correcting any errors. Current players are listed in bold.

A	
ABELL, P.T.	1905-06
ABERNATHY, S.	1965-66-67
ACHORD, Gene	1962-63-64
ACHORD, Jack,	1966-67
ADCOCK, Joe Bill	1947
ADKINS, Ken	1949
AINSWORTH, Kevin	1994-95
AINSWORTH, Kurt	1998-99
ALBRIGHT, J.G.	1907-08-09-10
ALBRITTON, Jason	1996-97-98
ALDRIDGE, Randall J.	1974-75
ALFORD, Jeremy	2001
ALLEN, Gary	1976-77-78
ALLMEN.....	1905
ALMAGUER, Pete	1979-80
ALSTON, F.H.	1928-29
ALVAREZ, Mike	1979-80
AMEDEE, Lynn	1961-62
ANASTASIO, Charles	1939-40-41
ANDREWS, David	1976-77-78
ANTONINI, Adrian	1991-92-93-94
ARDIZONE.....	1932
ARDOIN, Shane	2007
ASSETT, A.,	1932
AYCOCK, Jerry	1950-52-53

B	
BABIN, L.W.	1919-20-23
BAGLEY, Wade	1994-95
BAILEY, John	1961
BAILEY, Sid	1943
BAIRD, A.W.	1916
BALDWIN, A.W.	1908
BALDWIN, Clyde	1947
BANKSTON....	1911
BARBIER, Blair	1997-98-99-2000
BARBIN.....	1897



Albert Belle



Harry Berrios

BARFIELD, Billy,	1958-59-60
BARHAM, G.E.	1926
BARTEET, Donald	1968
BARFIELD, T.	1954-55-56-57
BARKEMEYER, Brian	1980
BARKER, Sean	2001-02
BARTEL, Darrin	1986
BARTON, Jim	1950-51-52
BASS, Brad	2004-05
BAUDIER, Bruce	1966-67
BAUDIN.....	1929
BAUER, Tim	1991-92
BAUER, W.D.	1909
BAUMAN, J.	1929-30-31
BAZDWIN, A.	1908
BEARD, J.	1983
BECKNELL, F.J.	1942
BECNEL, Morris	1937
BEERBOHM, Kyle	2007
BELLE, Albert	1985-86-87
BELLE, Terry	1986-87-88
BENITEZ.....	1913
BENNETT.....	1899
BENNETT, Bryon	1997-98
BENOIT, R.L.	1918-19
BENSAL, Julius	1948-49
BERARDI, Scott	1992-93-94-95
BERG, Andy	1987-88
BERGERON, L.A.	1914
BERGMAN, Russell	1967-69
BERNHARDT, Tom	1994-95-96-97
BERRIOS, Harry	1991-92-93
BERRY.....	1903
BERRY, Kevin	1989
BERTHELOT, Eric	1994-95-97
BERTUCCINI, Paul	2007
BETHEA, Scott	1990
BETTS, Mike	1984
BIANCO, Mike	1988-89
BISLAND, R.B.	1923-24
BLACK, Douglas	1972-73
BLAIR, Buddy	1933-34-36
BLACK, Jack	1931
BLACKWELL, Tiger	1992
BLANCHARD, A.E.	1918-19
BLANCHARD, B.O.	1907-10
BLANCHARD, E.	1950-52-56-57
BOGANY, Jarred	2006



Pete Bush



Mark Cooper

BOLIN, D.C.	1914
BOLLMAN, Steve	1975-76-77-79
BONADONA, M.	1981-82-83-84
BONURA, Michael	2004-06
BONVILLIAN, H.E.	1913
BOONE, J.R.	1922-23-24
BOOTE.....	1913
BORDELON, S.A.	1901-02-03
BORDEN, W.	1939
BOUDREAUX, A.T.	1977
BOUDREAUX, Brian	1977
BOUDREAUX, Scott	1986
BOURGEOIS, A.,	1958-59-60
BOURGEOIS, Christian	1998-99
BOWDEN, G.	1954-55
BOWDEN, Ken	1951(Manager)
BOWE, Brandon	1998-99
BOWIE, Jim	1986
BOWLES, Justin	1995-96
BOWMAN, S.S.	1930-31-32
BOX, Alex	1942
BOZEMAN, Kellen	2007
BRADFORD, Jared	2007
BRANT, Chris	1981-82
BRAUD, John	1963-64
BREAUX, E.	1937-38
BRIAN, Billy	1999-00-01-02
BRIGANTE, V.	1919-20-21-22
BRIGHT, Bill	1970
BROSCHOFSKY, Steven	2006-07
BROTHERTON, Paul	1939-40
BROUSSARD, Burke	1985
BROUSSARD, Ed	1930
BROUSSARD, H.	1903-
BROUSSARD, Marty	1940-42-44
BROUSSARD, Y.	1937
BROWN, J.E.	1931
BROWN, L.P.,	1929-31
BROWN, Lefty	1941
BROWN, R.	1933-34-35
BROWN, Thomas	1969
BROWNELL, C.R.	1909
BRUCE.....	1905
BRUMFIELD, Victor	1999-00-01
BRYAN, A.	1937
BRYAN, Redfield	1957-58
BUMSTEAD, Nate	2003-04
BURCH, Dale	1970-71-72
BURLEIGH, C.	1938
BURLEY, C.	1939-40
BURNS, Craig	1969-70-71
BURT, Jim	1957
BUSH, Pete	1987-88-89
BUTEAU, Rhett	2002-03-04-05
BYRD, Paul	1989-90-91
BYRD, Ryan	2006-07

C	
CAHILL, Chris	2005-06
CAIN, Nolan	2006-07
CALA, Craig	1988-89
CALDWELL, J.B.	1910
CALHOUN, S.L.	1925-27
CALHOUN, T.C.	1932-33-34
CALLENDAR, D.	1935-36-37
CARAWAY.....	1918

CARR, A.J.,	1922-24
CARRIERE, O.P.	1923-24-25-26
CARVELLO.....	1941
CARVILLE.....	1897-98
CASHIO, John	1973-74-75-76
CASTANEDA, Danny	1981
CAVELL, Leo	1945
CAVETT, J.R.	1917-18-19
CERVENKA, Chris	1982-83
CERVENKA, Craig	1980-81-82-83
CHAMBERLAIN, Matt	1991-92-93
CHAMBERLAIN, W.B.	1899
CHAMPAIGN, E.	1929-30-31-32
CHARPENTIER, Tom	1974
CHATELAIN, Don	1963-64
CHILDRESS, J.	1937-38
CHOATE, G.	1954-55
CHOATE, J.	1950-52-53
CHURCHILL.....	1924
CHURCHILL, C.S.	1915-16
CLARK, Ned	1950-52-53
CLARK, T.	1958
CLARK, Tim	1990
COATES, Ray	1947-48
COCKERHAM, Richard	1967-68-69
COHEN, Mike	1984
COLE, C.G.	1900
COLEMAN, C.	1965
COLEMAN, Louis	2006-07
COLEMAN, Pete	1966
COLEMAN, W.	1947-48-49
COLLAZO.....	1944
COLLINS, Albin	1968
COLLINS, J.	1928
COLLINS, Steven	1970-71-72-73
COLUMBUS, Jason	2002
COLVIN, Matt	1998
COMEAX.....	1900
COOGAN, Patrick	1995-96-97
COOK, Bill	1964-65-66
COOK, Keyaan	1991
COOLEY, Chad	1993-94-95-96
COOPER, E.	1929
COOPER, H.	1905
COOPER, Mark	1983-84
COPPONEX, Buddy	1938
CORCORAN, Roy	2001
CORDANI, Rich	1990-91
CORDARO, Emile	1978
COSTA, Billy	1940
COSTELLO, Vinnie	1984-85
COTTEN, Bobby	1963
COUVILLION, Ray	1944
CRAIN, Barry	1966-67
CRAFT, Carl	1981
CRESS, Walker	1938-39
CRESSE, Brad	1997-98-99-2000
CRITZER, Bob	1947
CROSWELL, M.	1975-76-77-78
CROUERE, J.	1939-40-41
CUNNINGHAM, Dave	1987
CUNTZ, Casey	1996-97
CUNTZ, Pat	1984-85
CUNTZ, Warren	1981-82-84



Andy Galy

INTRO
THIS IS LSU
PREVIEW
TIGERS
COACHES
REVIEW
HISTORY
RECORDS
LSU

INTRO

THIS IS LSU

PREVIEW

TIGERS

COACHES

REVIEW

HISTORY

RECORDS

LSU

D

DABADIE,.....	1903
DABADIE, F.,	1909
DAIGLE, Lester,	1956
DALTON, Josh	1998-99
DALY, Mike	1998-99-2000
DANA, J.	1938-39-40
D'AQUIN, Richard	1949
DARDAR, Chase	2005-06
DARK, Al	1943
DARSEY, J.H.	1926
DASPIIT, A.P.	1897-98-99
DASPIIT, C.	1895
DAUGHERTY, Brian	1994-95-96-97
DAVID, Brad	2000-01-02
DAVIS,.....	1909
DAVIS, Sam	1951
DAVIS, Wes	1997-98
DAVIS, Will	2004-05-06-07
DAWSON, O.H.	1914
DEAN, Blake	2007
DELAFIELD, G.	1937-38
DELATTE, Irwin	1953-54-55
DELAUNE, Kenneth	1974
DELGER, Lawrence	1968
DEMONT, Tommy	1961-62
DEMOUY, Chris	1996-97-98
DERE, Al	1947
DETERMANN, Jason	2003-04-05
DEUTSCHMANN, Lou	1955
DEWEY, Duane	1979
DEXTON, Ames	1970
DIAL, Wiley	1961-63
DICKEY,.....	1929
DIDIER, Mel	1947
DILIBERTO, Bobby	2004
DIMMICK, O.	1925
DIRKS, Clay	2004-05-06-07
DIXON, John	1984-85
DIXON, L.C.	1936
DOGGETT, Al	1952-53
DOIRON, Mark	1979
DOLBY,.....	1912
DOMILISE, Jerry	1947
DOMINGUE, Johnny	1967
DONATHAN, Billy	1981-82
DONAHUE,.....	1903
DOUGHTY, Richard	1989
DOUGLAS, James	1972
DREW, A.S.	1917-18
DREW, H.C.	1807
DROUILHET,.....	1902
DRUDE, Leonard	1954-55-56-57
DUCHIN, C.	1893-95
DUGAS, C.J.	1921-22-23-24
DUGAS, J.	1917-18
DUNCAN, Trae	2001
DUNN, Nathan	1994-95-96
DUPLANTIS, Brad	1986
DUPONT,.....	1912

E

EARNHART, Clint	1997-98-99
EDGE, Evan	1973
EDMONSON, Larry	1961-62
EDMUNSON, E.	1932
EDWARDS, Daniel	1988
ENGLISH, Eric	2005
ERDMAN, Charlie	1938-39-40
ESNARD, H.	1901
ESNARD, M.	1900-01-02
ESPINOSA, Phil	1989
ESTEVEZ, Jake	1996-98
EVANS,.....	1903
EZELL, Billy	1965

F

FAIRCLOTH, Jordan	2003-04-05
FALGOUT, R.	1956 (Manager)
FALKENHEINER, F.	1958-59
FANCHER, P.D.	1917-18
FARNSWORTH, Kevin	2007
FARZIO, Richard	1968-69-70-71

FARMER, Louis	1969-70-71-72
FATHERREE, Jesse	1934-35-36
FAULKNER, Craig	1984-85-86-87
FELPS, Irwin	1967-68
FENET, A.	1930
FERRARA, Greg	1973-75
FETZER, Bobby	1950
FETZER, Ed	1950
FETZER, John	1944
FIELD, Jimmy	1962
FIFE, Bob	1938
FITTERER, Scott	1995
FLOWERS, Bob	1958-59-60
FLOYD, J.C.	1920
FLUKER, H.V.	1914
FLYNN, A., "Bill"	1933-34
FONTENOT, Greg	1986
FONTENOT, Mike	2000-01
FONTENOT, Steve	1979-80
FORBES, Willie	1986-87
FORRER, Daniel	2006
FORREST, T.J.	2007
FORTIER, F.R.	1914
FOURMY, J.M.	1902-03
FRANCIONI, J.B.	1910-13
FRANK, Steve	1972-73-74-75
FREIDHOF, Bill	1981-82
FRENCH, Shawn	2003
FRERE, J.	1983
FREIRE,.....	1903
FURBUSH, Charlie	2007
FURNISS, Eddy	1995-96-97-98

G

GALE, Mark	1980
GALLIOT,.....	1898
GALY, Andy	1986-87-88
GARCIA, Luis	1989-90-91
GARIDEL, Jamin	1998-99-00-01
GARRISON, G.	1929
GARRITY, Pat	1989-90-91
GASPARD, Mitch	1984
GAUTREAU, Cade	2007
GAYLE, F.L.	1910-II-13
GENUSA, Francis	1960-61-62
GEORGE, Steve	1962-63-64
GERMAN, Bobby	1944
GIAMBRONE, D.	1976-77-78
GIBBS, B.B.	1908
GILBERT, Pete	1923-25-27
GILHULY, Ed	1981-84
GILES, Tommy	1967-68
GILL, Blake	2002-03-04-05
GLAMP, Joe	1943
GODFREY, L.T.	1926-27-28
GOLDEN, Jack	1942-47
GOMEZ, Hunter	1999-2000
GOODWIN, Will	2006
GORINSKI, Walt	1941-42-43
GOSSEVAND, M.A.	1912-13-14
GOURRIER, Bat	1932
GOYER, C.W.	1905-06-07-08
GRACE, Bryan	1999
GRAHAM, Mike	1990-91-92
GREELY, Jim	1992-93
GREENE, Rick	1990-91-92
GREGORY, Paul	1979
GREMILLION, E.	1944-47
GREEVENBURG, J.H.	1926-28
GRISHAM, Wes	1989-90
GRUVER, Matt	1988-89
GUESSEFIELD, James	1974
GUGLIELMO, Carey	1958-59-60
GUIDROZ, Lukas	2002
GUIDRY, Weylin	1999-00-01-02
GUILLORY, Dan	1996-97-98
GUTHRIE, Mark	1984-85-86-87

H

HAHN, Dustin	2002
HALL, C.C.	1908
HALL, Fred	1941-42-43
HALL, Jim	1942-43
HAMILTON, F.S.	1910-II-12
HAMILTON, J.D.	1915-19

HAMILTON, J.J.	1914-15
HAMILTON, O.B.	1903
HAMITER,.....	1918-19
HAMMETT, B.	1938-39-40
HAMPTON, Jeff	1994-95
HAMPTON, T.	1959
HANLEY, W.B.	1920-21
HANNA, Billy	1949-50-51
HANSON, E.	1923
HANSON, R.	1923
HARE, Gerald	1956
HARRELL, Jeff	1979-81
HARRIS, Bryan	2005
HARRIS, Cedrick	1998-99-2000
HARRIS, Clay	2002-03-04-05
HARRIS, Jeff	1994
HARRIS, Sulcer	1943
HARRIS, Will	2003-04-05-06
HARRISON,.....	1900
HARTWIG, Rob	1986-87
HATHORN, Jim	1977-78-79
HAWPE, Brad	1999-2000
HAYDEL, Buzzy	2006-07
HAYDELL, Dick	1963-64
HAYNIE, G.	1939-40-41
HAZLIP, S.W.	1913
HEARD, J.	1898-1900
HEARD, W.	1932-33
HEATH, J.L.	1925-26-27
HEATH, Matt	2001-02
HEBERT, A.W.	1914-15-17-18
HEBERT, C.J.	1905-06
HEBERT, Derek	2004-05
HEBERT, E.B.	1911
HEBERT, Jim	1944
HEBERT, R.A.	1942
HECKER, D.	1939
HEDGES, Lee	1949-51
HEDRICK, B.	1939
HEVESTON, O.	1934-35-36
HEMPHILL, James	1996
HENDRICKSON, Eric	1999
HENDRIX, J.	1928-29-30
HENNER, Thomas	1968-70
HERBST, Jack	1942
HERNANDEZ, Courtney	1998
HEROMAN,.....	1899
HERRING, P.S.	1922
HERRY, David	1990-91-92
HETZEL, Eric	1985
HERTZOG, M.	1915
HICKS, Richard R.	1967-68
HIGGINS, Danny	1997-98
HIGHTOWER, C.W.	1910-II
HIGHTOWER, Gerald	1942
HILBORN, W.B.	1924
HILL, Aaron	2001-02-03
HILL, D.	1959
HILL, Justin	2001-02
HILLMAN, W.A.	1906-10
HINES, L.	1938
HOAGLUND, Walter	1967-68-69
HOCHENDEL, B.F.	1905-08
HODGES, A.T.	1943
HODGES, Trey	1999-2000
HOLCOMBE, M.	1938
HOLDEN, T.D.	1929-30-31
HOLLANDER, Michael	2005-06-07
HOLLINGSWORTH, G.	1972-73-74-75
HOLMES,.....	1913
HOLT, J.C.	2002-03-04
HORTON, Conan	1996-97
HORWATH, Matt	2004
HOSKINS, Dick	1943-44
HOVER, Don	1956-57
HOWARD, Tommy	1950-52-53
HOWELL, R.B.	1910-II-12
HOWIE, Mark	1982-83-84
HUFFMAN, Ryan	1993-94
HUMPHREY, N.	1934-35-36
HUMPHRIES, Steve	1981
HUNDLEY, F.	1936-38-39
HUNSICKER,.....	1935
HUNSICKER, G.R.	1905-06
HUNT, C.	1934-35-36
HUNT, E.C.	1948 (Manager)
HUNT, Will	1992-93
HUNT, William	1968-69

HUSBAND, Frank	1952-53
HYMEL, Gary	1988-89-90-91

I

IRWIN,.....	1934
IVES, C.A.	1919-20-22

J

JACKSON,.....	1924
JACKSON, Chris	2005-07
JACKSON, J.S.,	1914-15
JACKSON, Kenny	1992-93
JACKSON, Matt	2007
JACOBS,....	1939
JAMES,.....	1936
JAMES, H.	1913
JENSEN, Ty	2003-04
JEWELL, Wylie	1948-49
JOHNSON, Douglas	1950-52
JOHNSON, Eric	1986
JOHNSON, Phil	1938
JOHNSON, Phillip	1966
JOHNSON, R.E.	1912
JOHNSON, Russ	1992-93-94
JOHNSON, Tookie	1988-89-90-91
JOHNSTON, Ronny	1957-58-59
JONES, C.	1942
JONES, Forest	1981-82
JONES, L.	1920-21-22
JONES, R.D.	1924-25-26
JORGENSEN, Ryan	2000
JOSEPH, Gary	1981-82-83
JOVETT, M.	1929-30-31
JUDICE, Frank	1974-76-77
JUNE,.....	1916

K

KARCHER, Kevin	1979-80
KARP, Dan	1981-82
KAVANAUGH, K., Sr.	1938-39-40
KEIGLEY, Gerald	1971-72-73
KEISLER, Randy	1998
KELLER, J.	1932-35
KELLER, Nolan	1963
KELLY, A.H.	1906
KENDA, J.	1936-37
KENNEDY, R.M.	1900-01-02-03
KEOWEN, Kade	2006
KING, J.D.	1928
KING, L.	1938-39
KINCAID, Steve	1984
KIRKPATRICK, H.L.	1931-32-33
KIRKWOOD, M.H.	1908
KIRKWOOD, W.H.	1907
KITCHENS, G.	1958
KITE, Dan,	1986-87-88
KIZER, R.C.	1922-23
KLOSTERMEYER, Mike	1995
KLOVEKORN, Henry	1977
KLING, Alonzo	1954-55-56
KLUG, Kenny	1976-77
KNIGHT, G. "Red"	1944-45-46-47
KOERNER, Mike	1995-96-97
KOPPENS, Paul	1973
KOUNS, Sinclair	1948-49



Stan Loewer



Lyle Mouton

KOZIMINSKI, M. 1958 (Manager)
KUNDERT, R. 1931-32
KUPPER, Scott 1988

L

LACROIX,..... 1895
LAGROUE, Fred 1984
LANDRY,..... 1920-22
LANDRY, H.E. 1900-02-03
LANDRY, L.L. 1934-35-36
LANDRY, R.J. 1914
LANDRY, Robert 1978-79-80
LANDRY, Wynn 1981
LANIER, Tim 1993-94-95-96
LANIER, W. "Fido" 1924-28
LANOUX, Marty 1985
LARA, Robert 2006-07
LARKIN, M. 1930-31
LaROSA, Mark 1988-89-90-91
LaROSE, Randy 1986-87
LARSON, Brandon 1997
LARSEN, E. 1937
LAWRIE, Joe 1935
LAXTON, Brett 1993-94-95-96
LEAKE, Robert 1966-68
LEARY, Rob 1985-86
LEAUMONT, Jeff 1998-99
LEBLANC,..... 1901
LEBLANC, Danny 1963
LEBLANC, P.O. 1909-10
LEE, Bill, Jr. 1953-54-55
LEE, Michael 1967-68-69
LEGUIN, F.G. 1919-20
LEMAK, Charlie 1937
LEONARDI, Antonio 1994-96-97
LESAGE,..... 1897
LESHER, L.R. 1911
LESKANIC, Curtis 1989
LESUEUR, G.B. 1897-98-99-1900
LEWIS, Jason 2007
LEWIS, Joe, 1987
LEWIS, Philip 1969-70
LEWIS, W.F. 1895
LIM, Ron 1989-90
LINDEN, Todd 2001
LINDSEY, Clyde 1947
LINDSEY, James 1949-50-51
LINDSEY, Ken 1976-77
LIPARI, Jeff 1998-99-00
LIUZZA, Matt 2003-04-05-06
LLOYD, Mike 1977-78-79-80
LOCKBAUM, Emile 1935-36-37
LOE, S.R. 1914
LOEWER, Stan 1984-85-86-87
LOFTICE, Jeremy 1999-00
LOFTIN, R. 1958
LOFTIN, W. 1958-59
LOMAX,..... 1943
LOMBARD,..... 1903-05
LONERO, Tony 1980-81
LORIO, Dennis 1973-74
LOWRY,..... 1921

M

MADDOX, Michael 1968-69



Mike Sonderegger

MADDOX, Steven 1971
MADERE, E.L. 1906
MADISON, Dave 1941-42-43
MAINIERI, Paul 1976
MAGUIRE, W.S. 1893
MAILHOS, Joseph 1956-57-58
MALEJKO, Matt 1993-94
MALL, Kyle 1990
MANGHAM, H.E. 1906-07-08
MANTRANA, Manny 1984-85
MANUEL, Barry 1986-87
MARCHAND, Jerry G. 1952-53
MARIANO, Bobby 1979-80
MARQUETTE, G.H. 1921-22-23-24
MARRERO, F. 1922-23-24-25
MARTIN, D.A. 1909-10-11
MARTIN, J.H. 1909-13
MARY, S.E. 1905-09
MASON, C.C. 1926-27-28
MASON, F. 1919
MATLOCK, O. 1937
MATTA, L. 1911-12-13
MAYER, Jordan 2005-06-07
McARDLE, Benny 1951-52-53
McBRIDE, Billy 2000-01
McBRIDE, W.E. 1920-21-22
McCABE, Bhrett 1992-93-94-95
McCALL,..... 1899
McCALL, Malcolm 1951-52-53
McCALL, Malcolm, Jr. 1976
McCANN, M.G. 1925-26-27
McCLUNG, H. 1958
McCLURE, Trey 1996-97-98-99
McCOLLOM, A.M. 1909-1910
McCOLLISTER, E.P. 1914-15
McDADE,..... 1921
McDONALD, Ben 1987-88-89
McDONALD, William 1949-50-51
McDONOUGH, Bob 1937-38
McDOWELL, Red 1940-41-42
McDUFF, C.E. 1924-25
McELROY,..... 1937
McGHEE, Chris 2006-07
McKAY, Thomas 1968
McKEOUGH, Mike 1959-60
McKNIGHT, J.B. 1898
McKNIGHT, R.E. 1897-98
McKNIGHT, S. 1895-97
McMAKIN, Wally 1973-74-75-76
McMURRAY, Heath 2000
McMURRAY, J.L. 1930
McMURRAY, Dick 1952-53-54
McNEESE, O.W. 1901
McSWEEN, "Red" 1944
MEADORS, W.F. 1915
MEEKER,..... 1901
MEIER, Justin 2003-04-05
MEINERS, Vaughn R. 1975-76
MELANCON, Joseph 1971-72
MENEFFEE, J. 1932-33
MERCER, J. 1912
MESSA, R.H. 1905
MESTEPEY, Lane 2001-02-04-05
MICHAELIS, Billy 1944-47-48
MILEY, Mike 1972-73-74
MILLER, David 2002
MILLER, H. 1934-35
MIRE, G. 1948



Cal Santarelli

MITCHELL, Jared 2007
MITTS, Lester, 1961
MIXON, Wallace 1959-60
MONSOUR, E. 1933
MOOCK, Chris 1988-91-92
MOOCK, Gregg 1991-92
MOOCK, J. 1940-41-42
MOOCK, Joe 1964-65
MOOCK, Michael 1969-70-71
MOOCK, Pat 1972-73-74-75
MOORE, Bryan 2001
MOORE, Jeramie 1994-95-96
MORAN, Tim 1984
MOREL, Harry 1963-64-65
MOREL, Tommy 1999-2000
MORGAN, George 1983-84
MORRIS, Lyndon 1966-67
MORRIS, O.L. 1915
MORRIS, Warren 1994-95-96
MORSE, John 1982-83
MOSES, Chip 1980-81
MOUTON, Lyle 1990-91
MOYSEE,..... 1905
MULA, Jared 1990-91-92
MULSHENOCK, Ken 1982-83
MUNGER, David 1969-70-71-72
MURDOCK, Mike 1981-83-84
MURPHY, Gene 1948-49-51
MURRAY, S. 1930

N

NACCARATA, Ivan 2003-04
NAFF, Frank, 1959-60-61
NALL, Brandon 2005
NAQUIN, Greg 1987-89
NATTIN, George 1960
NAVARRO, G.B. 1900
NEAL, Mike 1991-92-93
NERONI, Kevin 1977
NEUMANN, Leonard 1965
NEWMAN, Donald 1976
NOLAN, J. 1936
NOLAN, R. 1937
NUGENT, Tim 1998-99-00-01
NUNALLY, Michael 1969-71-72



Mike Papajohn

O

OCHINKO, Sean 2007
O'DONOGHUE, John 1988-89-90
OGATA, Jason 2006
OGEA, Chad 1989-90-91
OGIN, Steve 1967-68
OLEXY, Keith 1974
OLIVERIO, John 1974
OLIVIER, L.A. 1899-1902
OLSEN, Eddie 1977-78-79-80
OLSON, Randy 1979-80
OLVEY, Derik 2006
O'ROCK, Don 1979
OSER, F. 1937-38
OSHESKIE, Dan 1981
OSIK, Keith 1988-89-90
OWEN, Chet 1947

P

PADRON, J.P. 2005
PAINICH, Joey 1996-97
PALMER, Ed 1943
PAPAJOHNN, Mike 1986-87
PARKER, Clay 1982-83-84-85
PARSONS,..... 1947
PATTERSON, Gregg 1985-86-87
PATTERSON, Ryan 2003-04-05
PAYER, Luther 1951
PAYNE, Bobby 1979
PEARCE, Chris 1994
PEEVER, Lloyd 1992
PEGUES, W.T. 1900-01
PEMBERTON, Craig 1969-70-71-72
PERKINS, A.M. 1913-14
PETIT, A.E. 1899
PETRONE, Andy, 1981-82
PETTIS, J. 1954-55
PETTIT, Bo 2000-01-02-03
PHILLIPS, Chris 2001-02
PIPES, B.N. 1907
PISTORIUS, Jerry 1952-53
PITCHER,..... 1915
PITCHER, Bill 1923-24-25
PITTMAN, J.C. 1934
PLEASANT, R.G. 1893-95
POCHE, Jim 1961-62
POERSCHKE, Fred 1953 (Manager)
POLOZOLA, Frank J. 1961-62
POLOZOLA, Keith 1996-97
PONTIFF, Nicholas 2006-07
PONTIFF, Wally 2000-01-02
PORETTO, Chuck 1940-41
POSTELL, F.K. 1915-17
POSTELL, W.D. 1916
POWELL, Jerry 1979-80
POURCIAU, Danny 1983-84
POURQUE, Conrad 1969
PRICE, V. 1925-26
PURDY, Kenneth 1956
PURVIS, Don 1959

Q

QUIGLEY, Van 1964-65-66

R

RADOVICH, R. 1940
RAGGIO, Cecil 1961
RAMIREZ, Edgar 2005-06
RAMSEY, 1902-03
RANTZ, Ronnie 1991-92
RAYMER, David 2001-02
RAYMOS, George 1944
REBOULET, Jeff 1985-86
REESE, Stan 1995
REYMOND, R.P. 1905-06-07
RHODEN, Robert 1976-77
RHYMES, P. 1954-55
RICHARDSON, Roland 1969
RICHE, G. 1917
RICHOUX, Ralph 1956-57-58
RIOS, Armando 1991-92-93

INTRO

THIS IS LSU

PREVIEW

TIGERS

COACHES

REVIEW

HISTORY

RECORDS

LSU

INTRO

THIS IS LSU

PREVIEW

TIGERS

COACHES

REVIEW

HISTORY

RECORDS

LSU



The 1915 Tigers

ROBBINS, Ronnie	1982-83	SMITH, Collin	2004
ROBERTS,	1919	SMITH, G.D.	1907-08
ROBERTS, C.M.	1898	SMITH, Greg	2003-04-05
ROBERTSON, H.F.	1893	SMITH, Hadley	1961
ROBERTSON, R.	1893	SMITH, J.C.	1941-42-43
RODNEY, W.	1899-1901	SMITH, Mike	1927-28-29
RODRIGUEZ,	1929	SMITH, Robbie	1984-85
ROMAGOSA, M.	1936-37-38	SMITH, Terry	1966
ROMAINE, Blackie	1943	SMYTH, C.R.	1905-06-07
ROSS,	1920	SNYDER, J.E.	1895
ROUSSOS, George	1951	SODERERG, Jon	1980
ROUSSEAU, Ron	1963-64	SON, Chucky	1999
ROY, A.J.	1921-22	SONDEREGGER, M.	1970-71-72-73
RUTLEDGE, Guy	1983-84	SOSSAMON, Tim	1984-85
RUTLEDGE, Trey	1993	SOULE,	1920
		SOUTHERLAND, Fred	1960-61-62
		SPAULDING, Steven	1969
		SPENCER, Fritz	1947-48
		SPITZ, Steven	1973-74
		SPRINGER, Russell	1987-88-89
		SPROWL, Bruce	2003-05-06
		STAFFORD, Red	1944-47
		STALES, T.M.	1917-18-19-20
		ST. AMANT, Lou	1959
		STANFORD, Bert	1948
		STAPLES, C.	1917-19
		STAVINOH, Nick	2004-05
		STAYTON, W. "Bill"	1932
		STAYTON, W.D.	1902-03-05
		STEELE, J.E.	1924-25-26
		STEFAN, Paul J.	1975-76
		STELL, Jabbo	1938
		STEVENS, Ed	1932
		STEVENS, N.G.	1926
		STEWART, Bob	1964
		STEWART, Quinn	2003-05-06
		STOCCO, Mark	1993
		STOFISKY, Wayne	1987
		STOKES, Dale	1983
		STOVALL, D.	1955
		STOVALL, H.H.	1925-26-28
		STRANGE, Charles, "Bo"	1960
		STRICKLAND, J.	1927-28-29
		STRINGFIELD, Cliff	1953
		STROVINK, Eric	1989
		SUDDITH, Tom	1941
		SUMMERS, Morris	1961-62
		SWANSON, A.L.	1925
		SWART, W.	1906
		T	
		TALBOT, E.L.	1913
		TALLET, Brian	1999-2000
		TANDY, Joe	1949 (Manager)
		TATE, A.	1915-16-17
		TATUM, Willie L.	1967
		TAYLOR, J.W.	1893
		TAYLOR, W.T.	1940-41-42
		TAYLOR, William	1972-73
		TEAGUE, Sean	1994
		TELLECHEA, Johnny	1990-91
		TERRELL, Robbie	1961-62
		TERRIS, Adam	1985, 88
		THEARD, Al	1942-43
		THERIOT, Bobby	1961-62-63



The 1993 Tigers

THERIOT, Ryan	1999-00-01	WATKINS, E.	1930
THIBODEAUX, Joey	1977-78-79-80	WATKINS, O.	1926-27
THIBODEAUX, Johnnie	1997-98-00-01	WATSON, Toby	1941
THOMAS, Alvin	1977	WATTS,	1895
THOMAS, Johnny	1961-62-63	WAX, Daryl	1976
THOMPSON, Doug	1997-98	WEAVER, Dustin	2003-04-05
THOMPSON, Richard	1948-49-50-51	WEBER, D.L.	1903-05-06
THOMPSON, W.H.	1908-09	WEBER, S.J.	1956
TILLINGHAST, A.Y.	1931	WEINER, R.	1938
TINSLEY, Gaynell	1935-36-37	WELCH, Darren	2002
TOMPKINS, Jake	2002-03	WEST, J.C.	1944
TOUPS, Frank A.	1974-75-76	WESTBROOK, J.T.	1898
TRENE, J.	1893	WHEALY, Patrik	1974-75-76-77
TRIMM, Sherman	1979	WHEELER, Red	1943
TRIPLETT, Bill	1963-64	WHITE, Al	1957-58
TRITTICO,	1934	WHITED, H.W.	1903
TROXLER, A.	1934	WHITTY, Daryl	1953-54-55
TUJAGUE, Lucien	1977-78-79-80	WIESLER, Billy	1981-82
TULLIER, James	1968	WIETHORN, Eric	2001-02
TUMINELLO, Bobby	1947-49	WILBANKS, T.E.	1918
TURNER, Bill	1941-42	WILBERT, A.E.	1908-09
TURNER, Bruce	1960-61	WILBERT, E.C.	1905-08
TYSON, Jeremy	1994-95	WILBERT, F.P.	1902-03
		WILBERT, J.A.	1905
		WILES, Randy	1970-71-72-73
		WILHITE, Brian	1987-88
		WILHITE, Jonathan	2006
		WILKINSON, H.	1907
		WILKINSON, J.P.	1912-17
		WILLIAMS, Jason	1993-94-95-96
		WILLIAMS, J.Q.	1921
		WILSON, Brad	1993-94-95-96
		WILSON, Brian	2001-02
		WINDERS, Brian	1993-94-95
		WINSTON, Roy	1961
		WISE, J.T.	2006-07
		WITTEN, Jeremy	1997-98-99-2000
		WOMACK,	1903
		WOMACK,	1917
		WOMBLE,	1898-99
		WOODRUFF, Marvin	1976
		WOODWARD, Robert	1971-73
		WRIGHT, Larry D.	1975-76-77-78
		WRIGHT, Ray	2000-01
		Y	
		YARNALL, Eddie	1994-95-96
		YERGER, M.	1959
		YOUAMAN, Shane	1999-00-01
		YOUNG,	1902
		YOUNG, E.B.	1893
		YOUNG, T.W.	1898
		YURTIN, Jeff	1885-86
		Z	
		ZERINGUE, Jon	2002-03-04
		ZIMMERMAN, Joe	1986-87
		ZIMMERMAN,	1913
		ZINN, Jimmy	1947
		ZINSER, P.	1954-55
		ZINSMAN, Zeph	2001
		ZWEIG, Ivan	1995

Year-by-Year W-L Records

LSU

/---OVERALL---/				/----SEC-----/				COACH
SEASON	W	L	PCT.	W	L	PCT.	SEC FINISH	
1893	1	0	1.000					E.B. Young
1894	(No Games)							
1895	0	3	.000					No Coach
1896	(No Games)							
1897	3	3	.500					E.A. Scott
1898	2	3	.400					A.W. Jeardeau
1899	6	4	.600					C.V. Cusachs
1900	2	3	.400					L.P. Piper
1901	6	3	.667					L.P. Piper
1902	6	6	.500					W.S. Borland
1903	4	5	.444					W.S. Borland
1904	(No Games)							
1905	4	6	.400					D.A. Killian
1906	10	3	.769					D.A. Killian
1907	11	7	.611					J. Phillips
1908	9	12	.429					E.R. Wingard
1909	7	10	.411					E.R. Wingard
1910	7	9	.438					J.W. Mayhew
1911	8	7	.533					J.W. Mayhew
1912	8	6	.571					Bob Pender
1913	7	11	.389					Bob Pender
1914	4	8	.333					Doc Stroud
1915	10	9	.526					Doc Stroud
1916	15	8	.652					Doc Stroud
1917	7	4	.636					Doc Stroud
1918	8	4	.667					Doc Stroud
1919	12	4	.750					Doc Stroud
1920	10	8	.555					Doc Stroud
1921	9	11	.450					Doc Stroud
1922	7	6	.538					Branch Bock
1923	8	9	.471					Branch Bock
1924	4	9	.308					Moon Ducote
1925	5	9	.357					M.J. Donahue
1926	10	6	.625					M.J. Donahue
1927	8	6	.571					Harry Rabenhorst
1928	7	11	.389					Harry Rabenhorst
1929	3	6	.333					Harry Rabenhorst
1930	6	8	.429					Harry Rabenhorst
1931	3	6	.333					Harry Rabenhorst
1932	4	7	.364					Harry Rabenhorst
1933	3	7	.300	0	4	.000	7th	Harry Rabenhorst
1934	6	8	.429	3	6	.333	7th	Harry Rabenhorst
1935	8	7	.533	4	6	.400	6th	Harry Rabenhorst
1936	15	4	.789	7	4	.636	2nd	Harry Rabenhorst
1937	12	14	.462	5	10	.333	7th	Harry Rabenhorst
1938	7	8	.466	3	6	.333	8th	Harry Rabenhorst
1939	22	6	.786	10	2	.833	1st	Harry Rabenhorst
1940	16	5	.762	10	4	.714	3rd	Harry Rabenhorst
1941	10	13	.435	5	9	.357	9th	Harry Rabenhorst
1942	9	9	.500	6	6	.500	4th	Harry Rabenhorst
1943	13	8	.619	11	3	.786	1st	A.L. Swanson
1944	4	8	.333	(No Games)				A.L. Swanson
1945	11	7	.611	(No Games)				A.L. Swanson
1946	10	5	.667	11	3	.786	1st	Harry Rabenhorst
1947	10	9	.526	4	7	.364	10th	Harry Rabenhorst
1948	7	14	.333	4	10	.286	9th	Harry Rabenhorst
1949	6	11	.353	5	9	.357	9th	Harry Rabenhorst

Note: SEC Western Division finishes are listed from 1959-1985

/---OVERALL---/				/----SEC-----/				FINISH	SEC COACH
SEASON	W	L	PCT.	W	L	PCT.			
1950	5	9	.367	2	7	.222		11th	Harry Rabenhorst
1951	10	6	.625	6	6	.500		5th	Harry Rabenhorst
1952	9	11	.450	7	9	.438		7th	Harry Rabenhorst
1953	8	10	.444	7	8	.476		7th	Harry Rabenhorst
1954	8	11	.421	5	10	.333		10th	Harry Rabenhorst
1955	6	17	.261	1	1	.267		10th	Harry Rabenhorst
1956	9	11	.450	7	9	.438		7th	Harry Rabenhorst
1957	8	11	.421	6	8	.428		8th	Ray Didier
1958	14	11	.560	9	6	.650		4th	Ray Didier
1959	16	17	.485	7	9	.469		3rd	Ray Didier
1960	15	14	.510	6	9	.400		4th	Ray Didier
1961	20	5	.800	13	4	.764		1st	Ray Didier
1962	15	11	.577	8	7	.533		2nd	Ray Didier
1963	16	10	.615	9	7	.563		2nd	Ray Didier
1964	11	11	.500	5	7	.417		4th	Jim Waldrop
1965	6	13	.316	4	11	.267		5th	Jim Waldrop
1966	9	14	.391	4	12	.250		5th	Jim Smith
1967	17	13	.567	9	9 *	.500		1st	Jim Smith
1968	20	14	.588	10	8 **	.556		1st	Jim Smith
1969	11	24	.314	4	13	.235		4th	Jim Smith
1970	16	19	.457	5	11	.313		3rd	Jim Smith
1971	20	16	.556	10	8	.556		2nd	Jim Smith
1972	21	21	.500	7	11	.389		2nd	Jim Smith
1973	18	13	.581	6	7	.462		2nd	Jim Smith
1974	18	17	.514	7	10	.412		4th	Jim Smith
1975	40	16	.714	19	3	.864		1st	Jim Smith
1976	19	23	.452	11	12	.478		3rd	Jim Smith
1977	17	27	.386	4	14	.222		5th	Jim Smith
1978	12	34	.262	6	18	.333		5th	Jim Smith
1979	34	20	.630	13	7	.650		2nd	Jack Lamabe
1980	23	19	.548	8	9	.471		4th	Jack Lamabe
1981	23	30	.434	7	14	.333		4th	Jack Lamabe
1982	26	25	.509	9	13	.409		4th	Jack Lamabe
1983	28	21	.571	9	12	.429		4th	Jack Lamabe
1984	32	23	.581	12	12	.500		3rd	Skip Bertman
1985	41	18	.694	17	7	.708		1st	Skip Bertman
1986	55	14	.797	22	5	.815		1st	Skip Bertman
1987	49	19	.721	12	10	.545		5th	Skip Bertman
1988	39	21	.650	16	11	.593		5th	Skip Bertman
1989	55	17	.764	18	9	.666		2nd	Skip Bertman
1990	54	19	.740	20	7	.741		1st	Skip Bertman
1991	55	18	.753	19	7	.731		1st	Skip Bertman
1992	50	16	.758	18	6	.750		1st	Skip Bertman
1993	53	17	.757	18	8	.692		1st	Skip Bertman
1994	46	20	.697	21	6	.777		2nd	Skip Bertman
1995	47	18	.723	17	12	.586		5th	Skip Bertman
1996	52	15	.776	20	10	.667		1st	Skip Bertman
1997	57	13	.814	22	7	.759		1st	Skip Bertman
1998	48	19	.716	21	9	.700		2nd	Skip Bertman
1999	41	24	.621	18	11	.621		3rd	Skip Bertman
2000	52	17	.754	19	10	.655		2nd	Skip Bertman
2001	44	22	.667	18	12	.600		2nd	Skip Bertman
2002	44	22	.667	19	10	.655		4th	Smoke Laval
2003	45	22	.672	20	9	.690		1st	Smoke Laval
2004	46	19	.708	18	12	.600		3rd	Smoke Laval
2005	40	22	.645	18	12	.600		3rd	Smoke Laval
2006	35	24	.593	13	17	.433		8th	Smoke Laval
2007	29	26	.527	12	17	.414		10th	Paul Mainieri
Totals #	2057	1379	.599	779	654	.544			

* - lost to Ole Miss 6-2 in single-game playoff for Western Division title

** - lost to Alabama 6-4 in single-game playoff for Western Division title

- LSU has also tied 22 games in its baseball history

INTRO

THIS IS LSU

PREVIEW

TIGERS

COACHES

REVIEW

HISTORY

RECORDS

LSU

All-Time Coaching Records

INTRO

THIS IS LSU

PREVIEW

TIGERS

COACHES

REVIEW

HISTORY

RECORDS

LSU



Harry Rabenhorst
1927-42; 1946-56



Ray Didier
1957-63



Jim Smith
1966-78



Jack Lamabe
1979-83



Skip Bertman
1984-2001



Smoke Laval
2002-2006



Paul Mainieri
2007-Present

YEARS	COACH	SEASONS	GAMES	WON	LOST	TIED	PCT.
1893	E.B. Young	1	1	1	0	0	1.000
1895	No Coach	1	3	0	3	0	.000
1897	E.A. Scott	1	6	3	3	0	.500
1898	A.W. Jeardeau	1	5	2	3	0	.400
1899	C.V. Cusachs	1	10	6	4	0	.600
1900-01	L.P. Piper	2	15	8	6	1	.566
1902-03	W.S. Borland	2	22	10	11	1	.477
1905-06	D.A. Killian	2	23	14	9	0	.609
1907	J. Phillips	1	18	11	7	1	.611
1908-09	E.R. Wingard	2	39	16	22	1	.423
1910-11	J.W. Mayhew	2	31	15	16	0	.484
1912-13	Bob Pender	2	32	15	17	0	.469
1914-21	Doc Stroud	8	138	73	58	5	.563
1922-23	Branch Bocock	2	32	15	15	2	.500
1924	Moon Ducote	1	13	4	9	0	.308
1925-26	Mike Donahue	2	33	15	15	3	.500
1927-42/46-56	Harry Rabenhorst	27	446	220	226	3	.493
1943-45	A.L. Swanson	3	48	27	21	0	.563
1957-63	Ray Didier	7	183	104	79	0	.568
1964-65	Jim Waldrop	2	41	17	24	0	.415
1966-78	Jim Smith	13	489	238	251	0	.486
1979-83	Jack Lamabe	5	249	134	115	0	.538
1984-2001	Skip Bertman	18	1,203	870	330	3	.724
2002-2006	Smoke Laval	5	320	210	109	1	.658
2007	Paul Mainieri	1	56	29	26	1	.527
TOTALS	25 COACHES	112	3,458	2057	1379	22	.598

TEAM	FIRST GAME	LAST GAME	TOTAL GAMES	W-L-T	PCT.
Alabama	1906	2007	334	144-188-3	.436
Alabama-Birmingham	1982	2005	7	5-2-0	.714
Army	1980	2004	2	2-0-0	1.000
Arkansas	1960	2007	63	43-20-0	.683
Arkansas-Little Rock	2005	2005	3	3-0-0	1.000
Arkansas State	1993	1994	6	5-1-0	.833
Arizona State	2000	2005	8	6-1-1	.813
Auburn	1907	2006	143	79-64-0	.552
Austin Peay	1996	1996	1	1-0-0	1.000
Baylor	1916	2003	10	7-3-0	.700
Bellarmine	1981	1981	1	1-0-0	1.000
Birmingham-Southern	2002	2002	3	3-0-0	1.000
Bucknell	1908	1908	3	2-1-0	.667
Cal State Fullerton	1987	2003	7	3-4-0	.429
Canisius	1980	1985	2	2-0-0	1.000
Centenary	1995	2007	37	28-8-1	.770
Central Florida	1985	2007	17	13-4-0	.765
Central Michigan	1995	1995	2	2-0-0	1.000
Chamberlain Hunt	1901	1908	5	5-0-0	1.000
Chicago White Sox	1925	1925	1	0-1-0	.000
The Citadel	1990	1990	2	2-0-0	1.000
Cleveland State	1983	1983	1	1-0-0	1.000
Clinton Military Academy	1897	1897	3	1-2-0	.333
Coast Guard	1972	1973	3	3-0-0	1.000
Colgate	1975	1975	4	4-0-0	1.000
College of Charleston	2004	2004	1	1-0-0	1.000
Connecticut A&M	1908	1908	1	0-1-0	.000
Cornell	1981	1981	1	1-0-0	1.000
Cumberland	1903	1903	2	1-1-0	.500
Dayton	1996	1996	2	1-1-0	.500
Delta State	1966	1966	2	1-1-0	.500
DePaul	1931	1961	2	2-0-0	1.000
Drake	1974	1974	5	4-1-0	.800
Duke	1997	1997	1	1-0-0	1.000
Duquesne	1996	2001	5	5-0-0	1.000
East Carolina	1999	1999	3	2-1-0	.667
Evansville	1990	1990	1	1-0-0	1.000
Florida	1971	2007	77	48-29-1	.630
Florida Southern	1955	1955	2	1-1-0	.500
Florida State	1955	2000	16	7-9-0	.438
Fresno State	1991	1994	2	2-0-0	1.000
George Washington	1989	1992	3	2-1-0	.667
Georgia	1975	2005	67	51-15-1	.769
Georgia Southern	1992	1992	1	1-0-0	1.000
Georgia Tech	1990	1996	3	3-0-0	1.000
Gettysburg	1908	1908	1	0-1-0	.000
Hattiesburg Normal	1921	1921	1	0-1-0	.000
Houston	1975	2006	41	18-23-0	.439
Illinois	1915	1963	19	10-7-2	.579
Illinois-Chicago	1981	1982	6	6-0-0	1.000
Illinois State	1966	1980	13	8-5-0	.615
Illinois Wesleyan	1947	1974	5	3-2-0	.600
Indiana	1926	1926	2	1-0-1	.750
Indiana State	1993	1993	2	2-0-0	1.000
Iowa	1925	1947	7	2-3-2	.429
Jackson State	1985	2000	4	4-0-0	1.000
Jacksonville	1981	1981	3	1-2-0	.333
Jacksonville State	2004	2004	3	3-0-0	1.000
Jefferson College	1905	1921	18	15-2-1	.806
Jefferson Military Academy	1899	1909	22	11-10-1	.523
Kansas	1990	2003	6	3-3-0	.500
Kansas State	1967	2001	19	11-8-0	.579
Kent	1993	1993	1	0-1-0	.000
Kentucky	1975	2007	54	34-19-1	.639
Lafayette	1908	1908	1	0-1-0	1.000
Lamar	1984	1995	6	1-5-0	.167
Lipscomb	2007	2007	3	1-2-0	.333
Long Beach State	1989	2003	11	7-4-0	.636
Louisiana College	1914	1998	21	19-2-0	.905
Louisiana-Lafayette	1912	2002	64	43-21-0	.672
Louisiana-Monroe	1959	2006	45	37-8-0	.822
Louisiana Normal	1926	1928	4	3-1-0	.750
Louisiana Tech	1902	1998	58	40-18-0	.690
Louisville	1979	1979	1	1-0-0	1.000
Loyola (New Orleans)	1915	2003	55	32-22-1	.591
Loyola-Marymount	1986	1986	1	0-1-0	.000
LSU-Shreveport	1998	1998	1	1-0-0	1.000
Luther College	1939	1939	1	1-0-0	1.000
Maine	1986	1995	7	6-1-0	.857
MacMurray	1965	1965	1	1-0-0	1.000
McNeese State	1983	2007	29	20-9-0	.690
Marion	1907	1907	3	1-2-0	.333
Marist	2005	2005	1	1-0-0	1.000
Memphis	1964	1975	11	9-2-0	.818
Mercer	1988	2002	9	9-0-0	1.000
Miami (Fla.)	1975	2004	14	5-9-0	.357

TEAM	FIRST GAME	LAST GAME	TOTAL GAMES	W-L-T	PCT.
Michigan	1993	1995	3	3-0-0	1.000
Michigan State	1975	1975	2	1-1-0	.500
Middle Tennessee State	1980	1980	1	0-1-0	.000
Millsaps	1915	1920	5	5-0-0	1.000
Minnesota	1931	2001	17	14-3-0	.824
Mississippi	1906	2007	290	156-134-0	.538
Mississippi College	1901	1937	38	20-17-1	.526
Mississippi State	1905	2007	353	159-193-1	.452
Mississippi Valley State	2007	2007	1	1-0-0	1.000
Missouri	1986	1987	2	2-0-0	1.000
Murray State	1975	1975	1	1-0-0	1.000
Navy	1978	1983	12	9-3-0	.750
New Mexico	1993	1993	3	3-0-0	1.000
New Orleans	1976	2007	79	48-31-0	.608
Nevada-Las Vegas	1989	1996	9	8-1-0	.889
Nicholls State	1968	2007	64	43-21-0	.672
North Carolina	1990	1997	2	2-0-0	1.000
North Carolina-Greensboro	1997	1997	1	1-0-0	1.000
North Carolina State	1997	1997	1	1-0-0	1.000
North Carolina-Wilmington	2003	2003	1	1-0-0	1.000
North Florida	2006	2006	3	2-1-0	.667
North Texas	1985	1985	3	3-0-0	1.000
Northeastern	2003	2003	1	1-0-0	1.000
Northern Illinois	1939	1970	15	10-5-0	.667
N. Illinois St. Teachers	1947	1948	2	2-0-0	1.000
Northwestern	1937	1976	10	6-3-1	.600
Northwestern State	1937	2007	56	46-10-0	.821
Notre Dame	1928	1991	4	2-2-0	.500
Ohio	1999	1999	3	3-0-0	1.000
Ohio State	1976	1992	3	1-2-0	.333
Oklahoma	1959	1997	10	6-4-0	.600
Oklahoma State	1973	1991	7	2-5-0	.286
Oral Roberts	1987	1989	3	3-0-0	1.000
Pennsylvania	1908	1908	1	0-1-0	.000
Pennsylvania Normal	1908	1908	1	1-0-0	1.000
Pensacola Naval Air	1942	1956	4	1-3-0	.250
Princeton	1976	1976	3	2-1-0	.667
Providence	1992	1992	1	1-0-0	1.000
Purdue	1935	1950	4	4-0-0	1.000
Rice	1914	2006	22	11-11-0	.500
Rockhill College	1908	1908	1	1-0-0	1.000
Saint Charles College	1914	1917	4	4-0-0	1.000
Saint John's	1989	1989	2	2-0-0	1.000
Saint Louis	1982	1991	3	3-0-0	1.000
Saint Mary's	2007	2007	3	3-0-0	1.000
Saint Stanislaus	1920	1923	3	2-0-1	.700
Saint Vincent Academy	1900	1900	1	0-1-0	.000
South Alabama	1971	1997	38	14-24-0	.368
South Carolina	1992	2007	43	22-20-1	.523
South Florida	1995	1995	3	1-2-0	.333
Southern Methodist	1967	1967	2	2-0-0	1.000
Southeastern Louisiana	1937	2007	73	57-16-0	.781
Southern	1970	2006	43	41-2-0	.953
Southern California	1988	2000	10	7-3-0	.700
Southern Illinois	1952	1983	9	3-6-0	.333
Southern Mississippi	1970	2007	44	31-11-2	.727
Southwest Missouri St.	1984	1984	1	1-0-0	1.000
Southwestern (Texas)	1913	1913	3	2-1-0	.667
Southwestern (Tennessee)	1958	1958	1	1-0-0	1.000
Spring Hill	1920	1930	12	7-5-0	.583
Stanford	1987	2000	4	3-1-0	.750
Stephen F. Austin	1986	1992	9	9-0-0	1.000
Stetson	2006	2007	6	3-3-0	.500
Temple	2006	2006	3	3-0-0	1.000
Tennessee	1907	2007	59	43-16-0	.729
Tennessee Tech	2006	2006	3	3-0-0	1.000
Texas	1899	2000	29	8-20-1	.293
Texas A&M	1907	2004	22	10-11-1	.477
Texas-Arlington	1987	1987	2	2-0-0	1.000
Texas Christian	1967	1994	7	6-1-0	.857
Texas State	2004	2004	3	3-0-0	1.000
Tulane	1893	2007	284	158-123-3	.562
UCLA	1988	2000	3	3-0-0	1.000
Vanderbilt	1954	2007	77	47-30-0	.610
Virginia	2000	2000	3	3-0-0	1.000
Virginia Commonwealth	1997	2001	6	5-1-0	.833
West Florida	1982	1982	2	2-0-0	1.000
West Maryland	1908	1908	1	1-0-0	1.000
Western Carolina	1993	1993	1	1-0-0	1.000
Western Illinois	2005	2005	1	1-0-0	1.000
Western Kentucky	1996	1996	3	3-0-0	1.000
Wheaton	1959	1959	1	1-0-0	1.000
Wichita State	1987	1996	10	6-4-0	.600
Winthrop	2003	2003	3	3-0-0	1.000
Wisconsin	1975	1981	10	8-2-0	.800
Yale	1908	1908	1	0-1-0	.000
OTHERS	1895	1957	95	43-50-2	.463

2008 Opponents in Bold

INTRO

THIS IS LSU

PREVIEW

TIGERS

COACHES

REVIEW

HISTORY

RECORDS

LSU

1893 (I-O) Coach E.B. Young

Tulane W, 10-8

1894 - No Games

1895 (O-3-I) No Coach

Baton Rouge Reds L, 5-14

Centenary (Jackson) L, 4-5

Centenary (Jackson) T, 11-11

Tulane L, 11-12

1896 - No Games

1897 (3-3) Coach E.A. Scott

Baton Rouge W, 17-11

Clinton Mil. Academy W, 7-6

Centenary (Jackson) L, 16-17

at Clinton Mil. Acad. L, 4-6

Clinton Mil. Acad. L, 4-6

Tulane W, 31-8

1898 (2-3) Coach A. W. Jeardeau

Centenary W, 17-13

Tulane L, 15-19

Centenary (Jackson) L, 4-11

Centenary (Jackson) W, 28-9

at Tulane L, 8-13

1899 (5-5-I) Coach C.V. Cusachs

St. Vincent Academy W, 10-0

Plaquemine Greys W, 15-4

Texas L, 6-8

at Plaquemine Greys W, 9-8

at Jefferson Mil. Acad. W, 12-1

at Jefferson Mil. Acad. W, 10-2

at Texas L, 0-3

at Texas L, 4-5

at Texas L, 1-4

Tulane T, 5-5

at Tulane L, 5-7

1900 (2-3-I) Coach L.P. Piper

at Jefferson Mil. Acad. T, 12-12

at Jefferson Mil. Acad. L, 2-11

at Tulane W, 8-7

Tulane W, 9-5

Tulane L, 7-10

St. Vincent Academy L, 10-11

1901 (6-3) Coach L.P. Piper

Miss. College (Clinton) L, 6-8

at Jefferson Mil. Acad. W, 16-13

Chamberlain Hunt W, 17-0

Texas W, 2-1

Texas L, 1-6

Jefferson Mil. Acad. W, 7-6

Jefferson Mil. Acad. W, 9-0

LSU Alumni W, 8-4

1902 (6-6-I) Coach W.S. Borland

Chamberlain Hunt W, 7-2

Chamberlain Hunt W, 11-2

at Texas L, 1-20

Texas (S) L, 2-5

Texas (S) T, 1-1

Texas L, 2-5

Louisiana Tech W, 5-0

Louisiana Tech W, 24-0

Baton Rouge L, 1-5

Plaquemine Greys W, 7-3

N.O. YMCA W, 21-0

Jefferson Mil. Acad. L, 2-3

Jefferson Mil. Acad. L, 9-10

1903 (4-5) Coach W.S. Borland

St. Louis L, 1-6

at Jefferson Mil. Acad. W, 16-13

at Jefferson Mil. Acad. W, 6-3

Jefferson Mil. Acad. W, 11-5

Jefferson Mil. Acad. L, 2-6

Texas L, 7-8

Cumberland L, 2-6

Cumberland W, 14-9

at Donaldsonville L, 1-9

1904 - No Games

1905 (4-6) Coach D.A. Killian

Baton Rouge L, 0-14

Baton Rouge L, 6-7

Baton Rouge L, 4-7

Jefferson Mil. Acad. W, 5-2

Jefferson Mil. Acad. L, 3-5

at Tulane L, 4-5

at Tulane L, 1-15

Miss. College W, 12-8

Jefferson College W, 7-1

Tulane W, 16-5

1906 (10-3) Coach D.A. Killian

Alabama W, 2-0

Alabama W, 1-0

Alabama W, 3-2

Tulane L, 0-4

Tulane W, 5-1

Texas L, 0-5

Texas W, 8-3

Texas W, 7-3

at Tulane W, 9-2

at Tulane L, 4-6

at Jefferson College W, 11-1

Mississippi W, 4-2

Mississippi W, 6-1

1907 (11-7) Coach J. Phillips

Baton Rouge Reds L, 5-9

Auburn L, 0-4

Auburn L, 3-5

Auburn W, 4-3

at Mississippi L, 0-5

at Mississippi W, 2-0

at Miss. State W, 3-1

at Miss. State W, 5-2

at Miss. State L, 4-7

at Miss. State L, 4-7

at Miss. State W, 8-2

at Alabama W, 3-1

at Alabama W, 8-6

at Marion L, 0-3

at Marion L, 2-3

at Marion W, 4-0

Texas A&M W, 3-2

Tennessee W, 2-0

Tennessee W, 12-11

1908 (9-12-I) Coach E.R. Wingard

Chamberlain Hunt W, 7-2

Chamberlain Hunt W, 5-2

at Jefferson Mil. Acad. L, 2-3

at Jefferson Mil. Acad. W, 13-2

at Jefferson Mil. Acad. L, 3-7

O'Harrigans T, 4-4

at Miss. State L, 1-2

at Miss. State L, 0-4

at Miss. State L, 4-7

at Alabama W, 3-1

at Alabama L, 1-4

at Rockhill College W, 3-2

at W. Maryland College W, 7-2

at Gettysburg L, 1-5

at Bucknell L, 1-2

at Yale L, 1-7

at Connecticut A&M L, 4-5

at Lafayette L, 0-1

at Penn. Univ. L, 2-7

at Bucknell W, 3-2

at Renov W, 4-3

at Penn Normal W, 10-0

1909 (7-10) Coach E.R. Wingard

Miss. State W, 7-4

Miss. State L, 7-10

Miss. State W, 7-3

Miss. State W, 3-0

Miss. State L, 1-4

Miss. State L, 0-1

at Jefferson Mil. Acad. L, 1-5

at Jefferson Mil. Acad. W, 2-1

at Jefferson Mil. Acad. L, 5-6

at Mississippi L, 1-7

at Mississippi Loss

at Mississippi W, 5-3

at Miss. College L, 1-4

at Miss. College L, 0-3

at Miss. College L, 2-3

Nashville U. W, 9-3

Nashville U. W, 2-0

1910 (7-9) Coach J.W. Mayhew

Miss. College W, 5-2

Miss. College L, 3-7

Miss. College L, 2-5

at Mississippi W, 2-1

at Mississippi L, 5-8

at Mississippi W, 3-1

at Union L, 1-2

at Union W, 3-0

at Centenary W, 16-4

at Centenary W, 5-0

at Centenary L, 2-13

at Louisiana Tech L, 0-1

at Louisiana Tech L, 0-2

at Louisiana Tech W, 5-2

Texas A&M L, 0-2

Texas A&M L, 1-6

1911 (8-7) Coach J.W. Mayhew

Tulane W, 3-2

Tulane L, 5-6

Miss. College L, 3-8

Miss. College W, 8-2

Miss. College W, 5-3

Mississippi W, 5-4

Mississippi W, 11-6

Mississippi W, 4-2

at Tulane L, 3-5

at Tulane L, 2-3

Miss. College L, 0-3

Miss. College W, 4-0

at Miss. State L, 0-1

at Miss. State W, 2-1

at Miss. State L, 0-5

1912 (8-6) Coach Bob Pender

SW Louisiana W, 8-4

SW Louisiana W, 19-2

Miss. College L, 4-6

Miss. College W, 11-1

Cleveland (NL) L, 0-13

at Tulane L, 1-5

at Tulane W, 6-3

at Miss. College W, 5-4

at Miss. State L, 5-6

at Miss. State L, 3-5

at Miss. State L, 0-2

Tulane W, 5-3

Tulane W, 9-6

U.S.S. Nebraska W, 2-1

1913 (7-11) Coach Bob Pender

Jefferson Coll. W, 7-1

Detroit (AL) L, 0-17

Detroit (AL) L, 5-13

SW Louisiana W, 4-3

SW Louisiana W, 8-4

Tulane W, 4-2

Tulane W, 12-2

at Texas L, 6-13

at Texas L, 3-10

at Southwestern (Texas) W, 9-3

at Southwestern (Texas) L, 1-10

at Texas A&M L, 9-11

Miss. State L, 2-10

Miss. State L, 4-7

Miss. State L, 7-1

at Tulane L, 0-2

Tulane L, 3-4

Southwestern (Texas) W, 8-6

1914 (4-8) Coach Doc Stroud

SW Louisiana W, 6-5

Mississippi L, 1-3

Mississippi Loss

La. College W, 18-2

Tulane L, 0-3

Tulane L, 5-13

at Natalbany Reds (S-Pro) L, 2-7

at Rice L, 3-5

at Rice L, 6-9

at SW Louisiana L, 0-10

at St. Charles Coll. W, 5-1

Tulane W, 5-4

1915 (10-9-I) Coach Doc Stroud

Detroit (AL) L, 3-9

Loyola W, 10-2

Loyola W, 12-1

Jefferson College W, 7-6

Jefferson College T, 3-3

SW Louisiana W, 7-1

SW Louisiana	L, 4-9
Donaldsonville	W, 8-3
at Millsaps	W, 6-5
Tulane	W, 6-5
Tulane	W, 19-1
at Mississippi	L, 1-3
at Mississippi	W, 3-2
at Miss. State	L, 1-2
at Miss. State	L, 1-4
at Alabama	L, 4-10
at Alabama	L, 2-9
at Miss. College	W, 6-4
at Tulane	L, 1-2
at Tulane	L, 0-7

1916 (15-8) Coach Doc Stroud

Jefferson College	L, 1-2
Jefferson College	W, 7-4
Millsaps	W, 18-2
Miss. College	W, 3-2
Miss. College	W, 13-2
New York (NL)	L, 1-4
Illinois	W, 1-0
Illinois	W, 4-3
at SW Louisiana	W, 1-0
at St. Charles College	W, 14-4
at Rice	W, 3-0
at Rice	W, 1-0
at Texas A&M	L, 0-1
at Texas A&M	L, 3-6
at Baylor	W, 4-1
at Baylor	L, 8-11
Alabama	L, 8-9
Alabama	L, 2-3
Tulane	W, 2-0
Tulane	W, 14-8
Tulane	W, 16-1
Tulane	L, 2-6
Bogalusa (Pro)	W, 6-2

1917 (7-4-2) Coach Doc Stroud

at Jefferson College	L, 1-2
St. Charles College	W, 6-0
St. Charles College	W, 5-2
Texas A&M	T, 3-3
at Texas A&M	L, 3-6
at Jefferson College	W, 4-1
Jefferson College	W, 7-3
Illinois	W, 1-0
Illinois	W, 3-1
at Miss. State	T, 0-0
at Miss. State	L, 2-5
at Alabama	L, 2-12
at Alabama	W, 13-2

1918 (8-4) Coach Doc Stroud

Jefferson College	W, 5-0
at Jefferson College	W, 7-0
at Jefferson College	W, 15-8
U.S.N.R. (N.O.)	L, 1-4
Miss. State	L, 1-2
Miss. State	W, 11-5
at Alabama	L, 0-2
at Alabama	W, 5-2
at Miss. State	W, 1-0
at Miss. State	W, 1-0
at Alabama	L, 2-4
at Alabama	W, 1-0

1919 (12-4) Coach Doc Stroud

Jefferson College	W, 2-1
Jefferson College	W, 9-0
La. College	W, 9-0
La. College	W, 8-0
K. of C. (B.R.)	W, 8-1
SW Louisiana	W, 10-3
SW Louisiana	W, 12-0
Miss. College	W, 17-0
Miss. College	W, 8-2
Stanocolas (B.R.)	W, 7-3
at Tulane	L, 1-5
at Miss. College	W, 9-5
at Miss. State	L, 0-5
at Alabama	L, 1-2
at Alabama	L, 0-9
Tulane	W, 7-1

1920 (10-8-1) Coach Doc Stroud

U.S. Marine (3rd Div.)	L, 1-8
Jefferson College	W, 5-2
Jefferson College	L, 2-5
at Millsaps	W, 9-0
at Mississippi	L, 0-2
at Mississippi	L, 4-5
Spring Hill	W, 4-1
Spring Hill	W, 5-0
Millsaps	W, 5-1
Millsaps	W, 3-2
Alabama	L, 1-6
Alabama	L, 4-5
at Miss. State	W, 4-2
at Meridian (CSL)	W, 11-4
at Alabama	L, 0-4
at Alabama	L, 1-4
La. Tech	W, 4-3
La. Tech	W, 4-0
Stanocolas (BR)	T, 2-2

1921 (9-11-1) Coach Doc Stroud

Jefferson College	W, 10-4
Jefferson College	W, 10-1
Spring Hill	L, 15-16
Indianapolis (Pro)	L, 0-10
Mississippi	W, 5-4
Mississippi	L, 3-4
Miss. State	L, 0-1
Miss. State	L, 0-6
Miss. College	W, 4-1
Miss. College	W, 5-2
Hattiesburg Normal	L, 2-3
Alabama	L, 0-4
Alabama	W, 5-4
Miss. College	T, 3-3
Miss. College	W, 4-2
Miss. College	W, 0-1
Miss. College	L, 0-2
Spring Hill	W, 11-0
Spring Hill	L, 1-3
Stanocolas (B.R.)	W, 12-1
Stanocolas (B.R.)	L, 3-8

1922 (7-6) Coach Branch Bocock

Miss. College	L, 1-7
Miss. State	L, 5-9
Miss. State	W, 5-4
New Orleans (S.L.)	L, 0-15
at Loyola N.O.	W, 12-5
at Loyola N.O.	L, 1-4
Mississippi	W, 8-3

Mississippi	W, 4-1
Texas	L, 3-5
Texas	W, 9-8
at Miss. College	W, 4-1
at Miss. College	L, 3-4
at Alabama	W, 8-6

1923 (8-9-2) Coach Branch Bocock

Mississippi	L, 1-2
Mississippi	W, 3-2
at Miss. College	W, 4-
at Miss. College	L, 3-8
at Miss. State	L, 2-8
at Miss. State	L, 1-2
Illinois	L, 3-13
Illinois	T, 6-6
Spring Hill	W, 4-1
Alabama	L, 6-9
Alabama	L, 4-5
at Tulane	W, 4-2
at Tulane	L, 3-6
at Spring Hill	L, 0-6
at Spring Hill	W, 12-6
at St. Stanislaus	W, 5-2
at St. Stanislaus	W, 13-7
Tulane	W, 6-5
Tulane	T, 6-6

1924 (4-9) Coach Moon Ducote

at SW Louisiana	W, 11-1
at SW Louisiana	W, 9-4
Miss. State	L, 5-14
Spring Hill	W, 5-3
Spring Hill	L, 3-13
Illinois	L, 4-8
Illinois	L, 5-6
Miss. College	L, 2-3
Miss. College	L, 4-6
Tulane	L, 3-7
Tulane	W, 4-3
at Tulane	L, 4-8
at Tulane	L, 1-2

1925 (5-9-2) Coach Mike Donahue

Stanocolas	W, 5-2
SW Louisiana	L, 4-9
Stanocolas	W, 7-2
Stanocolas	T, 9-9
Chicago (AL)	L, 7-17
Iowa	L, 3-4
Iowa	T, 4-4
at Tulane	L, 5-6
at Tulane	L, 6-7
Tulane	W, 7-4
Tulane	W, 14-7
at Miss. State	L, 4-10
at Miss. State	L, 6-17
at La. Tech	L, 3-6
at La. Tech	W, 27-6
at La. Tech	L, 2-7

1926 (10-6-1) Coach Mike Donahue

B.R. YMCA	W, 6-0
Miss. State	L, 4-12
Indiana	W, 17-11
Indiana	T, 3-3
at SW Louisiana	W, 9-2
at Miss. State	L, 3-1
at Miss. State	W, 9-7

at Mississippi	L, 2-5
at Mississippi	L, 2-5
Tulane	W, 2-0
at Tulane	L, 2-4
at Tulane	W, 4-2
at La. Normal	W, 3-2
at La. Normal	W, 6-3
La. Tech	W, 9-3
La. Tech	L, 1-4
La. Tech	W, 1-0

1927 (8-6) Coach Harry Rabenhorst

SW Louisiana	W, 6-0
SW Louisiana	W, 3-2
at La. Tech	W, 7-2
at Centenary	L, 2-6
at Centenary	L, 3-5
at Loyola N.O.	W, 11-4
at Loyola N.O.	L, 7-9
Loyola N.O.	W, 5-0
Loyola N.O.	W, 11-5
Alabama	L, 1-6
Alabama	L, 1-2
Stanocolas	L, 5-6
Tulane	W, 7-1
Tulane	W, 4-0

1928 (7-11) Coach Harry Rabenhorst

Stanocolas	L, 2-3
Stanocolas	W, 6-4
Iowa	L, 1-13
Iowa	L, 0-3
Notre Dame	L, 3-5
at Tulane	L, 4-7
at Alabama	W, 1-0
at Alabama	L, 3-7
Miss. State	W, 1-0
Miss. State	L, 0-12
at Loyola N.O.	W, 12-4
at Loyola N.O.	W, 9-8
Tulane	W, 7-6
Tulane	L, 3-6
La. Normal	W, 13-0
La. Normal	L, 2-10
Louisiana Tech	L, 13-14
Louisiana Tech	L, 3-7

1929 (3-6) Coach Harry Rabenhorst

Illinois	L, 4-7
Illinois	W, 9-6
Alabama	L, 2-9
Alabama	L, 0-1
Mississippi	L, 0-7
at Tulane	W, 8-6
at Tulane	L, 0-3
Tulane	L, 6-7
Tulane	W, 5-4

1930 (6-8) Coach Harry Rabenhorst

Miss. S.C.	W, 6-5
Baton Rouge (CSL)	Loss
at Miss. State	L, 4-8
at Miss. State	L, 4-8
at Alabama	L, 3-18
at Alabama	L, 0-5
at Mississippi	Loss
at Mississippi	Loss
Spring Hill	L, 5-6
Spring Hill	W, 5-4

INTRO

THIS IS LSU

PREVIEW

TIGERS

COACHES

REVIEW

HISTORY

RECORDS

LSU

INTRO

THIS IS LSU

PREVIEW

TIGERS

COACHES

REVIEW

HISTORY

RECORDS

LSU

at Tulane W, 8-4
 at Tulane W, 12-4
 Tulane W, 12-4
 Tulane W, 10-1

1931 (3-6-1) Coach Harry Rabenhorst

Minnesota W, 6-4
 Alabama L, 1-7
 Alabama T, 18-18
 Miss. State W, 7-3
 Miss. State L, 2-8
 at Miss. State W, 2-1
 at Alabama L, 3-13
 Baton Rouge (CSL) L, 6-9
 Mississippi L, 3-5
 Mississippi L, 5-7

1932 (4-7-1) Coach Harry Rabenhorst

Miss. State W, 7-6
 Miss. State L, 6-8
 at Alabama L, 0-7
 at Alabama L, 5-28
 at Miss. State L, 0-12
 at Miss. State L, 10-13
 Alabama L, 4-9
 Alabama T, 3-3
 Baton Rouge (CSL) Loss
 Tulane W, 7-1
 Tulane W, 6-2
 Tulane W, 11-10

1933 (3-7) Coach Harry Rabenhorst

Miss. State L, 0-3
 Miss. State L, 2-9
 Louisiana Tech L, 0-12
 Louisiana Tech W, 11-2
 at Miss. State L, 0-1
 at Miss. State W, 17-5
 Baton Rouge (CSL) L, 0-12
 Baton Rouge (CSL) W, 8-4
 at Louisiana Tech L, 8-9
 at Louisiana Tech L, 2-4

1934 (6-8-1) Coach Harry Rabenhorst

Longview L, 3-4
 Alabama L, 1-13
 Alabama L, 1-15
 Miss. State L, 2-11
 Louisiana Tech W, 6-0
 Louisiana Tech L, 3-4
 Baton Rouge (CSL) T, 2-2
 at Miss. S.C. W, 10-9
 Miss. S.C. L, 6-25
 at Alabama L, 7-10
 at Alabama L, 8-13
 Mississippi W, 10-6
 Mississippi W, 6-5
 at Louisiana Tech W, 5-0
 at Louisiana Tech W, 6-1

1935 (8-7) Coach Harry Rabenhorst

Purdue W, 4-3
 Purdue W, 11-1
 Alabama L, 0-10
 Alabama W, 3-2
 at Opelousas (Pro) L, 1-3
 at Alabama L, 0-6
 at Alabama L, 2-3

at Miss. State L, 5-15
 at Miss. State L, 5-6
 Miss. State W, 5-2
 Miss. State L, 2-16
 Mississippi W, 1-0
 Mississippi W, 5-4
 Louisiana Tech W, 5-4
 Louisiana Tech W, 9-6

1936 (15-4) Coach Harry Rabenhorst

Miss. College W, 11-4
 Miss. College W, 6-5
 Minnesota W, 13-6
 Minnesota W, 12-1
 Alabama W, 6-3
 Alabama L, 5-11
 Miss. State W, 6-0
 at Auburn W, 6-4
 at Auburn W, 16-4
 at Lanier H.S. W, 23-2
 at Alabama L, 8-9
 at Alabama L, 8-10
 at Miss. State L, 3-4
 at Miss. State W, 3-2
 at Louisiana Tech W, 13-1
 at Louisiana Tech W, 6-1
 at Monroe All-Stars W, 8-0
 Mississippi W, 8-1
 Mississippi W, 28-7

1937 (12-14) Coach Harry Rabenhorst

Southeastern La. L, 1-10
 Miss. College W, 6-0
 Miss. College W, 7-0
 Iowa W, 5-4
 Iowa W, 6-4
 Miss. State L, 1-5
 Miss. State L, 4-10
 Northwestern III. L, 1-3
 Northwestern III. W, 6-5
 Alabama L, 2-15
 Alabama L, 3-13
 at Miss. State L, 4-5
 at Miss. State L, 2-13
 at Alabama L, 1-9
 at Alabama L, 0-15
 Louisiana Tech W, 6-1
 Louisiana Tech L, 5-9
 Tulane W, 17-13
 Tulane W, 10-5
 at Mississippi L, 0-16
 at Mississippi W, 6-3
 Mississippi L, 5-11
 at Tulane W, 11-10
 at Tulane W, 7-6
 at Louisiana Tech L, 4-6
 at Louisiana Tech W, 4-2

1938 (7-8-1) Coach Harry Rabenhorst

Minnesota L, 5-6
 Essos L, 2-5
 Alabama L, 6-7
 Northwestern III. W, 7-6
 Northwestern III. W, 6-4
 at Mississippi T, 0-0
 at Alabama L, 4-5
 at Alabama L, 5-12
 at Miss. State L, 1-4
 at Miss. State W, 8-1
 Louisiana Tech W, 12-7

Louisiana Tech W, 7-1
 Mississippi L, 3-4
 Mississippi W, 11-5
 Tulane L, 6-8
 Tulane W, 17-7

**1939 (22-6) Coach Harry Rabenhorst
SEC Champions**

NY Giant Yannigens W, 20-2
 Minnesota W, 7-4
 Minnesota W, 6-3
 Minnesota W, 4-0
 Minnesota W, 6-0
 at Abbeville L, 2-18
 Northwestern III. W, 8-5
 Northwestern III. L, 2-6
 Mississippi L, 5-8
 Mississippi W, 8-0
 Alabama W, 9-2
 Alabama W, 4-3
 N. Illinois Tech W, 18-6
 Miss. State W, 8-3
 Miss. State W, 4-1
 at Alabama W, 8-7
 at Alabama L, 9-10
 at Miss. State W, 5-4
 at Tulane W, 11-3
 at Tulane W, 10-1
 Tulane W, 16-0
 at Essos (Semi-pro) W, 4-0
 at Northwestern III. W, 6-1
 at Northwestern III. W, 20-12
 at Minnesota L, 2-9
 at Minnesota L, 2-3
 at Minnesota W, 5-0
 at Luther College W, 4-3

1940 (16-5) Coach Harry Rabenhorst

New Orleans (Pro) W, 5-4
 Northwestern III. W, 10-1
 Northwestern III. W, 4-0
 Minnesota W, 7-4
 Minnesota W, 5-1
 Illinois L, 1-2
 Illinois W, 2-0
 Alabama L, 4-6
 Alabama L, 4-7
 Miss. State W, 7-0
 Miss. State W, 8-2
 at Alabama L, 4-7
 at Miss. State W, 21-5
 at Mississippi W, 6-3
 at Mississippi W, 4-1
 Mississippi W, 3-0
 Mississippi W, 4-0
 Tulane W, 17-1
 Tulane W, 10-1
 at Tulane L, 4-5
 at Tulane W, 9-1

1941 (10-13) Coach Harry Rabenhorst

Minnesota W, 2-1
 Minnesota W, 2-1
 Nashville (Pro) L, 1-5
 Illinois L, 2-7
 Illinois W, 6-5
 Miss. State L, 0-14
 Miss. State W, 10-2
 Northwestern III. W, 10-8
 Iowa W, 3-2

Iowa L, 2-3
 Alabama W, 7-6
 Alabama W, 10-5
 at Alabama L, 2-3
 at Alabama L, 5-10
 Miss. State L, 1-4
 Miss. State L, 4-5
 Tulane W, 4-0
 Tulane L, 2-7
 at Tulane W, 2-1
 at Tulane L, 1-3
 Ole Miss L, 2-3
 Ole Miss L, 3-4
 at Essos (Pro) L, 3-4

1942 (9-9) Coach Harry Rabenhorst

Nashville (Pro) L, 3-4
 at Essos (Pro) L, 4-5
 Nashville (Pro) W, 11-3
 at Pensacola Naval L, 4-7
 at Pensacola Naval W, 9-6
 Miss. State L, 0-1
 Miss. State W, 3-2
 at Essos (Pro) L, 3-14
 Alabama L, 3-11
 Alabama L, 3-9
 at Miss. State W, 4-1
 at Miss. State L, 3-26
 at Tulane W, 5-4
 at Tulane L, 6-7
 Tulane W, 9-2
 Tulane W, 13-2
 at Mississippi W, 12-1
 at Mississippi W, 4-1

**1943 (13-8) Coach A.L. Swanson
SEC Champions**

at Camp Livingston L, 1-4
 at Camp Livingston L, 8-10
 at New Orleans Naval L, 2-3
 Miss. State W, 6-3
 Miss. State W, 4-0
 Mississippi W, 4-1
 Mississippi W, 6-0
 at Camp Shelby W, 15-1
 at Alabama W, 2-1
 at Alabama L, 1-6
 at Miss. State W, 16-5
 at Miss. State L, 5-6
 at Mississippi W, 6-1
 at Mississippi W, 6-4
 at Selman Field W, 11-7
 at Camp Livingston L, 6-10
 at Tulane W, 7-3
 at Tulane W, 7-3
 Tulane W, 5-4
 Tulane L, 3-8
 New Orleans Naval L, 3-11

1944 (4-8) Coach A.L. Swanson

at Camp Livingston L, 4-5
 at Camp Livingston L, 1-10
 Lake Charles Air Base W, 4-2
 at Selman Field L, 1-4
 at Selman Field L, 3-10
 SW Louisiana L, 3-6
 Hardin Field L, 0-2
 at Tulane W, 5-3
 at Tulane L, 3-8
 at SW Louisiana W, 9-5

Tulane W, 3-1
Tulane L, 0-1

1945 (11-7) Coach A.L. Swanson

Algiers Naval W, 10-0
Alexandria Air Base W, 2-1
Keesler Field W, 8-4
Selman Field W, 6-2
Tulane W, 7-5
Tulane L, 6-10
Tulane W, 5-1
Alexandria Air Base L, 2-6
Alabama L, 5-11
Alabama W, 16-9
Miss. State W, 6-0
Miss. State W, 14-0
Selman Field L, 2-18
Camp Shelby L, 5-6
Keesler Field L, 3-7
BR All Stars W, 2-0
BR All Stars L, 3-7

1946 (10-5) Coach Harry Rabenhorst SEC Champions

Trout-Goodpine W, 3-2
Miss. State W, 21-0
Miss. State W, 19-1
Mississippi L, 3-4
Mississippi L, 5-6
Miss. State W, 9-6
Miss. State W, 12-1
Alabama W, 4-3
Alabama W, 13-2
Alabama L, 2-5
Alabama W, 7-2
Pensacola Naval L, 2-3
Pensacola Naval L, 0-7
Tulane W, 7-4
Tulane W, 4-2

1947 (10-9-1) Coach Harry Rabenhorst

Southeastern La. W, 16-5
Northwestern Ill. L, 12-13
Louisiana Tech W, 9-8
Louisiana Tech W, 6-3
Iowa T, 6-6
Iowa L, 1-6
Miss. State L, 5-9
Miss. State W, 5-4
Illinois Wesleyan W, 11-8
N. Ill. St. Teachers W, 21-7
Alabama L, 2-4
Miss. State W, 13-3
Miss. State L, 4-7
Alabama L, 2-4
Alabama W, 4-3
Keesler Field W, 8-0
Tulane W, 15-3
Tulane L, 2-9
Tulane L, 3-5
Tulane L, 2-7

1948 (7-14-1) Coach Harry Rabenhorst

Illinois L, 0-7
Illinois T, 3-3
Northwestern Ill. L, 4-5
Keesler Field W, 17-8
at Houma W, 14-10
N. Ill. St. Teachers W, 3-2

Miss. State L, 3-5
Miss. State W, 17-16
Alabama L, 2-5
Alabama W, 8-7
at Miss. State L, 2-6
at Miss. State L, 8-15
at Alabama L, 0-13
at Alabama L, 3-5
at Keesler Field L, 2-6
at Mississippi W, 6-5
at Mississippi L, 10-17
at Tulane L, 8-11
Tulane L, 4-5
Tulane L, 4-6
Tulane W, 7-6
SW Louisiana L, 6-10

1949 (6-11) Coach Harry Rabenhorst

Keesler Field L, 1-5
Illinois Wesleyan L, 2-8
BR Red Sticks (Pro) W, 8-7
Miss. State L, 7-9
Miss. State L, 7-9
at Alabama W, 4-0
at Alabama L, 4-5
at Miss. State L, 2-7
at Miss. State L, 4-16
Alabama L, 6-8
Alabama L, 0-8
Mississippi W, 8-2
Mississippi W, 5-3
Tulane W, 15-3
Tulane W, 2-1
at Tulane L, 4-5
at Tulane L, 3-4

1950 (5-9-1) Coach Harry Rabenhorst

Keesler Field W, 10-2
Miss. State W, 11-2
Alabama L, 4-5
Alabama L, 3-5
Purdue W, 8-4
Purdue W, 4-1
at Alabama L, 3-5
at Alabama L, 11-15
at Miss. State W, 4-3
at Miss. State L, 2-5
at Miss. State L, 1-7
BR Essos L, 0-3
at BR Essos L, 5-10
at Tulane L, 6-8
at Tulane T, 2-2

1951 (10-6) Coach Harry Rabenhorst

Illinois W, 3-2
Illinois W, 2-1
Illinois Wesleyan W, 18-6
Alabama L, 5-8
Alabama W, 5-1
Auburn W, 5-2
Auburn W, 3-0
BR Red Sticks W, 11-7
at Mississippi L, 2-8
at Mississippi L, 1-4
at Miss. State W, 16-2
Mississippi W, 6-5
at Tulane L, 6-17
at Tulane L, 3-5
at Tulane L, 1-2
Tulane W, 7-3

1952 (9-11) Coach Harry Rabenhorst

Southern Illinois L, 3-7
Crowley Millers W, 6-5
at Alabama L, 0-2
at Alabama L, 2-11
at Auburn L, 4-5
at Auburn L, 6-7
Mississippi W, 6-1
Mississippi L, 2-9
BR Red Sticks W, 10-2
at Crowley Millers L, 8-13
Miss. State W, 4-0
Miss. State W, 10-9
at Miss. State W, 7-6
at Miss. State L, 7-8
at Mississippi W, 8-5
at Mississippi W, 6-5
Tulane W, 4-3
Tulane L, 8-11
at Tulane L, 1-3
at Tulane L, 10-18

1953 (8-10) Coach Harry Rabenhorst

Auburn L, 5-6
Auburn W, 11-7
at Loyola W, 17-13
Loyola L, 3-5
Mississippi W, 10-9
Mississippi W, 10-6
Miss. State L, 0-13
Miss. State L, 1-2
Alabama W, 10-1
Alabama W, 11-2
at Mississippi L, 2-10
at Miss. State L, 7-16
at Miss. State W, 11-4
at Tulane L, 7-8
at Tulane L, 1-3
Ponchatoula Athletics L, 11-12
Tulane W, 10-4
Tulane L, 7-8

1954 (8-11) Coach Harry Rabenhorst

SE Louisiana W, 6-3
Miss. State L, 6-7
Miss. State W, 7-4
at Loyola W, 15-8
at Tulane L, 0-4
at Tulane L, 9-14
Cincinnati L, 4-10
at Miss. State L, 1-7
at Miss. State L, 1-2
at Alabama L, 8-13
at Alabama W, 9-6
Loyola W, 6-5
at Mississippi L, 0-10
Vanderbilt L, 3-5
Vanderbilt W, 13-3
Mississippi W, 6-3
Mississippi W, 7-0
Tulane L, 1-5
Tulane L, 1-3

1955 (6-17) Coach Harry Rabenhorst

at Shell Oilers L, 2-5
at Florida State L, 3-5
at Florida Southern L, 4-6
at Florida Southern W, 6-4
Shell Oilers W, 11-4
Mississippi L, 2-6

Mississippi L, 3-16
at Miss. State W, 9-4
at Miss. State L, 2-3
at Alabama L, 2-7
BR Red Sticks L, 8-12
Loyola L, 3-10
Alabama L, 3-10
Alabama L, 1-3
at Mississippi L, 3-9
at Mississippi L, 2-3
Miss. State L, 0-12
Miss. State L, 10-13
at Loyola L, 6-8
Tulane W, 4-3
Tulane W, 12-6
at Tulane L, 7-8
at Tulane W, 5-3

1956 (9-11) Coach Harry Rabenhorst

SE La. College L, 7-13
Shell Oilers W, 6-5
Alabama W, 1-0
Alabama L, 1-2
Alabama L, 5-8
at Mississippi W, 2-1
at Mississippi L, 2-8
at Mississippi L, 0-11
at Centenary L, 1-2
Tulane W, 5-4
Tulane L, 6-8
at Vanderbilt L, 7-10
at Vanderbilt W, 14-2
at Vanderbilt W, 13-4
Mississippi State W, 3-0
Mississippi State L, 1-10
Mississippi State L, 1-10
Mississippi State W, 5-2
Loyola W, 10-4
at Tulane L, 1-7
at Tulane L, 8-10

1957 (8-11) Coach Ray Didier

SE Louisiana W, 11-2
Alabama W, 3-2
Alabama L, 0-2
Mississippi W, 9-1
Mississippi L, 0-4
Mississippi L, 5-6
SE Louisiana L, 3-11
Shell Oilers L, 1-6
Loyola L, 4-12
Tulane L, 5-8
Vanderbilt L, 7-8
Vanderbilt W, 3-1
Vanderbilt L, 0-2
Centenary W, 7-5
Mississippi State L, 1-4
Mississippi State L, 1-4
Mississippi State W, 2-0
Tulane W, 4-1
Tulane W, 1-0

1958 (14-11) Coach Ray Didier

Southwestern La. L, 2-8
Southern Illinois W, 5-4
Southern Illinois L, 4-5
Southern Illinois W, 13-10
Mississippi State L, 2-5
Mississippi State W, 7-3
Alabama L, 1-6

INTRO

THIS IS LSU

PREVIEW

TIGERS

COACHES

REVIEW

HISTORY

RECORDS

LSU

Alabama	W, 9-3
N. Illinois	L, 3-5
Southwestern (Memphis)	W, 8-7
Southeastern La.	L, 10-11
Tulane	W, 7-4
Tulane	W, 5-4
Mississippi	L, 1-5
Loyola	W, 6-2
Mississippi	W, 2-1
Mississippi	L, 4-5
Alabama	L, 8-11
Alabama	L, 4-6
Southwestern La.	W, 5-2
Tulane	W, 16-14
Tulane	W, 6-0
Loyola	L, 5-6
Mississippi State	W, 3-1
Mississippi State	W, 7-5

1959 (16-17) Coach Ray Didier

Loyola	W, 14-10
Southwestern	W, 7-0
at Southwestern	L, 4-8
N. Illinois	W, 3-1
S. Illinois	L, 6-11
Northeast La.	L, 0-2
Northeast La.	L, 15-16
Northeast La.	L, 2-7
Northeast La.	W, 6-1
Mississippi State	W, 10-0
at Mississippi State	L, 0-7
Northwestern	W, 8-3
Oklahoma	L, 3-4
Wheaton	W, 21-4
Mississippi	L, 0-7
Mississippi	W, 8-5
Mississippi State	L, 6-8
Mississippi State	W, 6-4
Alabama	W, 4-3
Alabama	L, 3-8
Mississippi State	L, 2-3
Mississippi State	L, 3-4
Loyola	W, 5-4
Alabama	W, 5-1
Alabama	W, 9-3
at Mississippi	L, 4-7
at Mississippi	L, 5-9
at Southwestern	L, 1-2
Tulane	L, 7-9
Tulane	W, 6-1
Southwestern	W, 7-5
at Tulane	W, 4-3
at Tulane	L, 2-3

1960 (15-14) Coach Ray Didier

at Loyola	L, 9-12
Southwestern	W, 9-1
Southeastern	W, 7-5
N. Illinois	W, 11-0
N. Illinois	W, 5-1
Mississippi	W, 5-4
Mississippi	L, 3-5
Alabama	W, 5-2
at Mississippi State	L, 5-6
at Mississippi State	W, 8-7
at Mississippi	L, 0-7
at Mississippi	L, 2-13
Loyola	L, 1-5
at Southeastern	L, 1-11
Arkansas	W, 5-1
Mississippi State	W, 6-4

Baylor	L, 0-3
at Northeast	W, 7-6
Northwestern State	W, 3-2
at Mississippi State	L, 1-2
at Mississippi State	L, 9-10
Arkansas	L, 5-11
Tulane	W, 10-0
at Tulane	W, 10-3
at Southwestern	W, 4-3
Tulane	W, 5-0
Tulane	L, 1-2
at Alabama	L, 5-6
at Alabama	L, 1-7

1961 (20-5) Coach Ray Didier

SEC Champions

at Loyola	W, 4-3
Northeast La.	W, 10-4
Southwestern La.	W, 13-1
Mississippi State	W, 4-2
Mississippi State	L, 4-8
Mississippi	W, 4-3
Mississippi	W, 2-1
DePaul	W, 5-4
DePaul	W, 10-0
at Mississippi	W, 4-3
at Mississippi	L, 1-6
at Southeastern	W, 13-1
at Tulane	W, 13-3
at Tulane	L, 2-3
at Southwestern La.	W, 7-6
at Mississippi St.	W, 3-2
at Mississippi St.	W, 4-2
at Alabama	W, 16-3
at Alabama	L, 0-5
Loyola	L, 2-4
Alabama	W, 3-1
Tulane	W, 6-3
Tulane	W, 5-3

SEC PLAYOFFS

at Auburn	W, 4-3
Auburn	W, 6-5

1962 (15-11-1) Coach Ray Didier

at Loyola	L, 2-7
at Loyola	L, 1-2
Northwestern U.	W, 5-1
Northern Illinois	W, 10-8
Northern Illinois	W, 3-0
Tulane	W, 4-0
Tulane	L, 3-8
Northeast La.	W, 5-0
Oklahoma	W, 5-4
at Mississippi	W, 3-2
at Mississippi	L, 3-7
at Alabama	L, 1-7
at Alabama	W, 4-0
Mississippi	W, 12-5
Mississippi	W, 7-1
Mississippi State	W, 4-3
Mississippi State	L, 3-5
Alabama	T, 4-4
Alabama	L, 2-3
Southeastern La.	L, 2-3
Loyola	W, 4-3
Loyola	L, 2-6
at Mississippi State	L, 2-3
at Mississippi State	L, 3-4
at Southeastern La.	W, 8-6
Tulane	W, 2-0
Tulane	W, 7-3

1963 (16-10) Coach Ray Didier

Southeastern La.	W, 7-5
Mississippi State	W, 2-1
at Loyola	W, 6-1
Illinois	W, 2-0
at Tulane	W, 2-1
at Tulane	L, 2-4
Northern Illinois	L, 5-6
Alabama	L, 3-14
Alabama	L, 6-13
Mississippi	L, 5-6
Mississippi	L, 3-7
at Mississippi State	W, 6-3
at Mississippi State	W, 4-1
Loyola	L, 1-5
Arkansas	W, 10-5
Arkansas	W, 10-2
at Mississippi	L, 4-5
at Mississippi	W, 10-3
at Alabama	W, 3-2
at Alabama	L, 3-10
at Loyola	L, 5-8
Mississippi State	W, 8-4
Mississippi State	W, 7-3
at Southeastern La.	W, 6-2
Tulane	W, 4-2
Tulane	W, 6-2

1964 (11-11-1) Coach Jim Waldrop

Southeastern La.	W, 7-5
Memphis State	W, 4-2
at Loyola	L, 0-4
Memphis State	W, 3-2
at Loyola	L, 0-7
Tulane	L, 0-3
Tulane	L, 1-3
Northern Illinois	L, 1-7
Northern Illinois	L, 0-5
Notre Dame	W, 9-2
Notre Dame	W, 8-7
Alabama	W, 5-4
Alabama	L, 4-5
Mississippi	L, 3-4
Mississippi	L, 1-3
Mississippi State	L, 5-11
Mississippi State	W, 5-2
at Loyola	W, 6-5
at Alabama	W, 7-3
at Southeastern La.	W, 4-3
at Mississippi State	L, 2-14
at Mississippi State	W, 14-4
at Tulane	W, 7-5

1965 (6-13) Coach Jim Waldrop

at Loyola	L, 3-4
Northern Illinois	W, 5-4
at Tulane	L, 4-6
at Tulane	L, 1-7
Loyola	L, 1-6
at Mississippi State	L, 2-5
at Alabama	L, 0-4
at Alabama	L, 2-11
Mississippi	L, 5-6
Mississippi	W, 8-5
MacMurray	W, 4-3
Mississippi State	W, 6-0
Mississippi State	L, 0-5
Alabama	L, 0-8
Alabama	L, 2-6
Tulane	W, 2-1
Tulane	W, 3-2

at Mississippi	L, 4-15
at Mississippi	L, 5-7

1966 (9-14) Coach Jim Smith

Delta State	W, 4-2
Delta State	L, 4-6
at Loyola	L, 5-7
Tulane	L, 2-15
Tulane	L, 2-3
at Mississippi	L, 4-6
at Mississippi	L, 4-5
at Mississippi State	L, 2-9
at Mississippi State	L, 0-3
Illinois State	W, 10-3
Mississippi	W, 9-7
Mississippi	L, 2-5
Alabama	W, 2-1
Alabama	L, 0-1
Mississippi State	L, 1-9
Mississippi State	L, 0-1
Florida State	W, 3-2
Florida State	L, 0-1
Loyola	W, 7-0
at Alabama	L, 0-5
at Alabama	L, 1-6
at Tulane	W, 2-0
at Tulane	W, 1-0

1967 (17-13) Coach Jim Smith

Kansas State	L, 0-1
Kansas State	L, 0-2
Texas Christian	L, 0-8
Texas Christian	W, 3-1
Southern Methodist	W, 5-1
Southern Methodist	W, 7-4
Northern Illinois	W, 6-4
Northern Illinois	W, 3-2
at Loyola	W, 9-0
Loyola	W, 7-0
at Mississippi State	L, 1-3
at Mississippi State	L, 1-3
at Mississippi State	W, 9-8
at Alabama	W, 3-2
at Alabama	L, 2-3
at Alabama	L, 4-7
Mississippi	L, 0-9
Mississippi	W, 6-3
Mississippi State	L, 0-2
Mississippi State	W, 6-3
Mississippi State	W, 5-3
at Tulane	L, 0-8
Tulane	W, 9-0
at Mississippi	L, 4-8
at Mississippi	W, 4-1
at Mississippi	L, 1-6
Alabama	W, 7-0
Alabama	W, 2-0
Alabama	W, 6-3

SEC WEST DIVISION PLAYOFF

at Mississippi	L, 2-6
----------------	--------

1968 (20-14) Coach Jim Smith

Loyola	W, 2-0
at Loyola	L, 0-2
Kansas State	W, 1-0
Kansas State	L, 1-3
Kansas State	W, 6-1
Kansas State	L, 1-6
at Tulane	W, 8-2
at Tulane	W, 5-1

Alabama	W, 3-1
Alabama	L, 0-1
Alabama	W, 10-1
Northeast La.	W, 5-1
Nicholls State	W, 4-0
USL	W, 8-0
Mississippi	L, 0-2
La. Tech	W, 4-0
at Mississippi	L, 2-5
at Mississippi	L, 2-5
at Mississippi	W, 8-5
at Mississippi State	W, 4-3
at Mississippi State	W, 4-2
at Mississippi State	L, 2-3
Mississippi	L, 0-4
Mississippi	W, 1-0
Mississippi	W, 5-1
Tulane	L, 0-1
Tulane	W, 5-2
Mississippi State	L, 3-6
Mississippi State	W, 3-0
Mississippi State	W, 4-3
at Alabama	W, 4-1
at Alabama	L, 0-1
at Alabama	L, 0-1
SEC WEST DIVISION PLAYOFF	
Alabama	L, 4-6

1969 (11-24) Coach Jim Smith

Loyola	W, 2-0
Nicholls State	W, 13-6
at Southeastern La.	L, 3-4
Southern Illinois	L, 0-3
Southern Illinois	L, 1-8
Southern Illinois	L, 2-4
Southeastern La.	L, 2-11
Kansas State	L, 2-9
Kansas State	L, 1-3
Kansas State	W, 4-2
Kansas State	W, 3-2
at Loyola	W, 4-0
Southeastern La.	L, 1-4
Nicholls State	L, 3-7
Northeast La.	L, 1-3
Northern Illinois	W, 1-0
at Alabama	L, 1-10
at Alabama	L, 0-1
at Alabama	L, 6-7
Mississippi	L, 3-7
Mississippi	L, 1-4
at Mississippi State	L, 2-4
at Mississippi State	W, 6-4
at Mississippi State	L, 2-3
at Mississippi	L, 0-2
at Mississippi	W, 3-2
at Mississippi	L, 4-6
Tulane	W, 4-3
Mississippi State	L, 0-3
Mississippi State	W, 5-3
Mississippi State	L, 4-10
at Tulane	L, 2-10
Alabama	L, 0-5
Alabama	L, 1-2
Alabama	W, 12-3

1970 (16-19) Coach Jim Smith

Nicholls State	L, 2-4
Louisiana Tech	L, 2-3
Memphis State	W, 5-4
Memphis State	W, 2-1
Memphis State	L, 7-13

at Nicholls State	L, 3-4
Northeast La.	W, 1-0
Southern	W, 2-0
Nicholls State	W, 3-2
Mississippi	L, 2-8
Northern Illinois	L, 4-12
Southwestern La.	L, 2-9
SLC	W, 7-5
Alabama	W, 4-1
Alabama	L, 3-4
Alabama	W, 1-0
SLC	W, 16-3
Loyola	W, 6-3
at Mississippi	L, 2-3
at Mississippi	L, 1-10
at Mississippi	L, 0-1
at Southern Mississippi	W, 5-2
at Mississippi State	L, 3-5
at Mississippi State	L, 1-3
at Mississippi State	L, 3-5
at Loyola	W, 8-5
Mississippi	W, 4-0
Mississippi	W, 9-0
Mississippi	L, 3-9
at Tulane	L, 3-4
Mississippi State	L, 0-5
Southern Mississippi	W, 6-2
at Alabama	W, 6-0
at Alabama	L, 5-6
at Alabama	L, 0-4

1971 (20-16) Coach Jim Smith

at Rice	L, 1-2
at Rice	W, 3-0
at Rice	L, 9-10
Louisiana Tech	L, 0-2
SLU	W, 11-10
Nicholls State	L, 1-2
Southern Mississippi	L, 0-8
Florida	W, 2-1
Florida	L, 0-5
Florida	W, 6-3
Nicholls State	L, 0-3
South Alabama	W, 7-4
at Loyola	W, 2-1
at Mississippi State	W, 2-0
at Mississippi State	W, 3-1
at Mississippi State	W, 9-1
at Tulane	W, 3-1
Mississippi State	L, 1-2
Mississippi State	L, 4-7
Mississippi State	L, 2-11
Loyola	L, 7-9
Mississippi	L, 1-6
Mississippi	W, 3-2
Mississippi	L, 2-6
at SLU	W, 7-6
at Mississippi	W, 10-3
at Mississippi	W, 9-4
at Mississippi	L, 2-7
Tulane	W, 8-0
at Alabama	W, 3-2
at Alabama	W, 11-1
at Mississippi	W, 7-2
at Southern Mississippi	L, 0-5
Alabama	L, 5-6
Alabama	L, 2-5
Alabama	W, 5-4

1972 (21-21) Coach Jim Smith

Rice	W, 3-0
Rice	W, 1-0
Rice	W, 4-2
Loyola	W, 4-0
Kansas State	W, 2-1
Kansas State	W, 7-2
Kansas State	L, 3-4
Kansas State	W, 5-4
Kansas State	W, 5-3
Oklahoma	W, 9-1
Oklahoma	L, 1-9
Tulane	W, 6-2
Oklahoma	W, 1-0
Oklahoma	L, 1-3
at South Alabama	L, 0-5
at South Alabama	L, 2-3
at South Alabama	L, 3-4
at USCGA	W, 11-2
at Mississippi	L, 1-2
at Mississippi	L, 2-5
at Mississippi	L, 2-3
Mississippi State	W, 4-2
Mississippi State	L, 0-1
Mississippi State	L, 3-4
South Alabama	L, 4-6
South Alabama	W, 6-4
South Alabama	L, 6-9
Alabama	W, 7-3
Alabama	W, 5-4
Alabama	L, 6-10
Southern Mississippi	W, 5-3
at Mississippi State	L, 1-4
at Mississippi State	W, 4-3
at Mississippi State	L, 1-2
at Loyola	L, 3-4
at Alabama	W, 6-2
at Alabama	L, 8-12
at Alabama	L, 4-8
at Tulane	L, 3-5
Mississippi	W, 4-3
Mississippi	L, 4-7
Mississippi	W, 7-3

1973 (18-13) Coach Jim Smith

at Southern Mississippi	W, 2-0
at Southern Mississippi	W, 2-1
at South Alabama	L, 1-10
at South Alabama	L, 0-10
Memphis State	L, 1-7
Memphis State	W, 5-1
Memphis State	W, 2-1
at Tulane	W, 4-3
Coast Guard	W, 16-2
Coast Guard	W, 9-1
Tulane	W, 5-4
Tennessee	W, 3-0
Tennessee	W, 10-7
Tennessee	L, 7-8
Oklahoma State	L, 1-4
Oklahoma State	L, 2-5
at Mississippi State	L, 0-1
at Mississippi State	L, 5-6
at Alabama	L, 3-6
at Alabama	W, 2-1
Mississippi State	W, 6-0
Mississippi State	W, 3-2
Mississippi State	W, 3-0
Alabama	L, 0-3
Alabama	W, 3-2
Alabama	L, 3-5
South Alabama	W, 7-5

South Alabama	W, 4-3
at Mississippi	L, 8-12
at Mississippi	L, 12-15
at Mississippi	W, 8-3

1974 (18-17) Coach Jim Smith

Vanderbilt	W, 10-5
Vanderbilt	W, 8-7
Vanderbilt	L, 3-7
Vanderbilt	L, 3-5
at South Alabama	L, 0-1
at South Alabama	L, 0-2
at Tulane	W, 2-1
Illinois State	L, 2-5
Illinois State	W, 3-1
Drake	L, 2-3
Drake	W, 4-1
Drake	W, 6-5
Drake	W, 3-2
Drake	W, 2-1
at Mississippi	W, 5-0
at Mississippi	L, 0-1
at Mississippi	L, 4-9
Mississippi State	L, 1-3
Mississippi State	W, 6-2
Mississippi State	W, 3-1
Alabama	L, 6-7
Alabama	W, 3-2
Alabama	W, 6-4
Illinois Wesleyan	W, 4-2
Illinois Wesleyan	L, 1-4
at Mississippi State	L, 0-1
at Mississippi State	L, 2-3
at Alabama	L, 2-3
at Alabama	L, 1-10
Tulane	W, 6-3
Mississippi	W, 4-1
Mississippi	W, 4-0
Mississippi	L, 0-8
Southern Mississippi	W, 8-7

1975 (40-16) Coach Jim Smith

SEC Champions

NCAA South Regional Participants

Houston	L, 2-12
Houston	W, 5-1
Houston	L, 3-10
Houston	L, 4-10
Vanderbilt	W, 6-4
Vanderbilt	L, 2-7
Vanderbilt	W, 10-0
Vanderbilt	W, 17-1
Memphis State	W, 4-2
Memphis State	W, 2-1
Memphis State	W, 4-3
Illinois State	L, 2-4
Illinois State	W, 5-1
Kentucky	W, 1-0
Kentucky	W, 6-1
at Michigan State	W, 9-6
at Miami, Fla.	W, 3-1
at Michigan State	L, 4-18
at Miami, Fla.	L, 2-9
at Miami, Fla.	L, 0-13
Colgate	W, 5-1
Colgate	W, 5-0
Colgate	W, 4-2
Colgate	W, 10-2
Mississippi	W, 5-1
Mississippi	W, 3-2
Mississippi	W, 8-1

INTRO

THIS IS LSU

PREVIEW

TIGERS

COACHES

REVIEW

HISTORY

RECORDS

LSU

Mississippi	W, 2-1
Wisconsin	W, 8-7
Wisconsin	L, 3-9
Wisconsin	L, 1-4
at Mississippi State	W, 11-0
at Mississippi State	W, 11-0
at Mississippi State	W, 5-4
at Mississippi State	W, 3-0
Tulane	W, 2-1
Alabama	L, 4-5
at Alabama	W, 6-5
at Alabama	L, 0-10
at Alabama	W, 4-2
at Tulane	L, 0-2
Mississippi State	W, 4-3
Mississippi State	W, 3-2
Mississippi State	W, 5-1
Mississippi State	W, 8-0
Alabama	W, 6-5
Alabama	W, 9-2
Alabama	W, 9-2
Alabama	W, 5-2
at Mississippi	L, 6-7
at Mississippi	W, 2-1
SEC PLAYOFFS	
Georgia	W, 6-5
at Georgia	W, 8-3
NCAA SOUTH REGIONAL	
STARKVILLE, MISS.	
vs. Murray State	W, 7-2
vs. Florida State	L, 2-4
vs. Miami, Fla.	L, 1-8

1976 (19-23) Coach Jim Smith

at Houston	L, 5-6
at Houston	W, 9-4
at Houston	L, 3-6
at Houston	L, 1-11
at South Alabama	L, 6-17
at South Alabama	W, 6-3
Nicholls State	L, 6-7
at Nicholls State	W, 3-2
Alabama	W, 4-0
Mississippi	L, 2-5
Alabama	W, 11-2
Northwestern St.	W, 10-1
Princeton	L, 1-
Princeton	W, 4-2
Princeton	W, 6-2
Ohio State	W, 8-6
Ohio State	L, 3-4
Mississippi	W, 5-3
Mississippi	W, 1-0
Mississippi	L, 2-4
at Mississippi State	L, 1-2
at Mississippi State	L, 5-6
at Mississippi State	L, 9-10
New Orleans	L, 3-10
Auburn	W, 4-3
Auburn	L, 2-5
Auburn	W, 3-2
at New Orleans	L, 2-9
Tulane	L, 1-2
at Alabama	W, 3-2
at Alabama	L, 0-1
at Alabama	L, 5-8
at Tulane	L, 1-5
Mississippi State	W, 4-1
Mississippi State	L, 0-2
Mississippi State	W, 4-2
at Mississippi	L, 0-2
at Mississippi	L, 1-6

at Mississippi	W, 5-4
at Auburn	W, 2-0
at Auburn	L, 1-5

1977 (17-27) Coach Jim Smith

Texas A&M	L, 0-15
Texas A&M	L, 1-2
Texas A&M	W, 9-2
Texas A&M	W, 4-2
at New Orleans	L, 5-6
Houston	L, 1-3
Nicholls State	L, 9-13
Nicholls State	W, 3-1
Miami, Fla.	W, 4-1
Miami, Fla.	W, 6-4
at Alabama	W, 17-10
at Alabama	L, 3-12
Illinois	W, 13-2
Illinois	W, 3-2
Illinois	W, 12-4
Mississippi	W, 7-5
Mississippi	L, 2-4
Mississippi	L, 1-4
at Auburn	L, 0-2
at Auburn	L, 2-10
at Auburn	L, 2-4
New Orleans	L, 4-6
Wisconsin	L, 3-10
Wisconsin	W, 4-1
at Tulane	L, 5-13
Illinois State	W, 2-0
Illinois State	L, 2-3
Wisconsin	W, 6-3
Wisconsin	W, 4-3
at Mississippi State	W, 11-8
at Mississippi State	L, 1-7
at Mississippi State	L, 1-7
Tulane	W, 5-2
Alabama	L, 2-3
Alabama	L, 4-7
Alabama	L, 4-10
at Mississippi	L, 1-5
at Mississippi	L, 4-5
at Mississippi	L, 4-10
Northwestern St.	W, 2-1
Auburn	W, 1-0
Auburn	L, 0-3
South Alabama	W, 5-4
South Alabama	L, 3-19

1978 (12-34) Coach Jim Smith

Texas A&M	L, 3-4
Texas A&M	L, 4-5
Texas A&M	L, 2-6
at Houston	L, 0-4
at Houston	W, 7-3
at Houston	L, 0-1
at Houston	L, 1-5
South Alabama	L, 2-4
South Alabama	L, 1-4
Miss. State	L, 1-2
Miss. State	W, 5-2
Miss. State	L, 1-4
Alabama	W, 3-2
Alabama	L, 0-3
Alabama	L, 2-16
at New Orleans	L, 0-7
at Mississippi	L, 2-3
at Mississippi	L, 1-2
at Mississippi	L, 7-27
Illinois St.	L, 7-9

Illinois St.	L, 0-4
Navy	W, 4-3
Navy	L, 4-7
Auburn	W, 1-0
Auburn	L, 0-3
Auburn	W, 1-0
at Tulane	W, 9-6
at Nicholls State	L, 5-6
at Nicholls State	L, 4-15
Tulane	L, 4-12
at Miss. State	L, 4-12
at Miss. State	L, 6-7
at Miss. State	L, 13-26
New Orleans	W, 4-3
at Alabama	L, 4-5
at Alabama	L, 1-8
at Alabama	L, 1-2
Nicholls State	L, 4-5
Mississippi	W, 3-2
Mississippi	W, 6-5
Mississippi	L, 4-5
Northwestern State	W, 3-0
Northwestern State	W, 2-1
at Auburn	L, 5-8
at Auburn	L, 4-5
at Auburn	L, 1-14

1979 (34-20) Coach Jack Lamabe

at Southwestern La.	W, 4-2
at Southwestern La.	W, 4-0
at Southwestern La.	W, 5-0
at Southwestern La.	W, 8-4
Nicholls St.	W, 9-3
Nicholls St.	W, 2-0
Miss. State	L, 1-3
Miss. State	W, 2-1
Navy	W, 13-5
at Southeastern La.	L, 8-15
at Southeastern La.	L, 1-4
at Mississippi	W, 11-2
at Mississippi	W, 1-0
Navy	W, 4-3
Illinois St.	W, 12-5
Southern Miss.	W, 1-0
Southern Miss.	W, 21-1
Alabama	L, 0-1
Alabama	W, 8-4
Alabama	W, 11-2
Wisconsin	W, 5-4
Wisconsin	W, 8-0
Wisconsin	W, 7-4
Louisville	W, 16-13
Auburn	W, 7-4
Auburn	W, 7-1
Auburn	W, 3-2
Northwestern La.	W, 3-0
Northwestern La.	W, 5-4
Tulane	W, 10-7
at Tulane	L, 1-2
at Southern Miss.	L, 1-6
at Southern Miss.	W, 14-10
New Orleans	L, 3-4
New Orleans	L, 3-5
Tulane	L, 3-4
at Miss. State	L, 0-5
at Miss. State	L, 2-5
at South Alabama	L, 3-10
at South Alabama	L, 5-12
Mississippi	L, 2-6
Mississippi	W, 3-1
Mississippi	W, 8-3
at New Orleans	W, 4-0

at New Orleans	W, 4-2
at Alabama	W, 4-2
at Alabama	W, 7-1
at Nicholls State	L, 5-6
at Auburn	L, 4-8
at Auburn	L, 4-9
at Auburn	W, 6-2

SEC TOURNAMENT STARKVILLE, MISS.

vs. Florida	W, 5-2
vs. Miss. State	L, 5-12
vs. Florida	L, 1-5

1980 (23-19) Coach Jack Lamabe

Nicholls State	L, 2-6
Nicholls State	W, 5-4
Southern Miss.	L, 7-11
Southern Miss.	W, 4-3
Ole Miss	L, 1-3
Ole Miss	L, 1-5
Ole Miss	W, 8-2
Illinois State	W, 6-0
Illinois State	W, 9-4
Illinois State	W, 13-2
Navy	L, 3-5
Navy	W, 9-6
Canisius	W, 7-0
Canisius	W, 10-2
Army	W, 11-8
Middle Tennessee	L, 5-8
Auburn	W, 8-2
Auburn	W, 10-5
at Alabama	L, 1-9
at Alabama	L, 3-8
at Alabama	W, 2-0
Tulane	W, 4-3
at Miss. State	W, 5-2
at Miss. State	W, 2-0
at Miss. State	L, 7-9
New Orleans	L, 3-4
New Orleans	L, 0-4
Northwestern La.	W, 5-3
Northwestern La.	W, 5-0
at Southern Miss.	W, 5-2
Northwestern La.	W, 5-0
at Southern Miss.	W, 5-2
at Southern Miss.	L, 4-5
at Auburn	L, 2-7
at Auburn	L, 2-3
at Auburn	L, 0-5
at Tulane	W, 8-7
at Tulane	L, 1-4
at Nicholls State	W, 7-4
at New Orleans	L, 1-5
at New Orleans	L, 1-3
Alabama	W, 2-1
Alabama	W, 4-3
Alabama	L, 2-4

1981 (23-30) Coach Jack Lamabe

at Southern Miss.	L, 4-5
at Southern Miss.	L, 7-8
Nicholls State	W, 7-3
Nicholls State	W, 3-0
at Miss. State	L, 1-15
at Miss. State	L, 2-5
at Tulane	L, 4-8
Tulane	W, 4-3
at Nicholls State	L, 7-8
Navy	W, 3-2
Navy	L, 5-7

Navy	W, 10-9
South Alabama	W, 7-6
South Alabama	L, 15-18
Wisconsin	W, 16-4
Bellarmine	W, 8-6
Illinois-Chicago	W, 20-3
Illinois-Chicago	W, 6-1
Auburn	L, 3-4
Auburn	W, 2-1
South Alabama	L, 4-6
at South Alabama	L, 3-6
Illinois-Chicago	W, 8-2
at Mississippi	W, 2-1
at Mississippi	L, 2-4
Tulane	W, 17-16
Cornell	W, 12-9
at Alabama	W, 5-1
at Alabama	L, 1-6
at Alabama	L, 0-8
New Orleans	L, 6-14
New Orleans	L, 10-11
at Tulane	W, 22-9
at Jacksonville	W, 9-6
at Florida	L, 3-6
at Jacksonville	L, 1-6
at Jacksonville	L, 8-9
Miss. State	L, 1-11
Miss. State	L, 2-7
Miss. State	L, 4-12
at New Orleans	L, 1-6
Southern Miss.	L, 2-5
Southern Miss.	W, 9-5
at Auburn	L, 3-4
at Auburn	W, 3-2
at Auburn	L, 4-12
New Orleans	L, 10-13
Mississippi	L, 3-17
Mississippi	W, 11-8
Mississippi	W, 6-2
Alabama	W, 6-4
Alabama	L, 0-4
Alabama	L, 10-18

1982 (26-25) Coach Jack Lamabe

at Southern Miss.	L, 8-9
at Southern Miss.	W, 10-5
Nicholls State	L, 2-4
Nicholls State	W, 12-1
Tulane	W, 13-3
Auburn	W, 4-2
Auburn	W, 11-0
St. Louis	W, 11-1
Navy	W, 5-1
Navy	W, 7-3
at Miss. State	L, 3-16
Miss. State	W, 3-0
Miss. State	W, 6-2
Southern Ill.	W, 13-9
Alabama-Birm.	L, 8-14
Louisiana College	L, 5-7
Alabama	W, 4-3
Alabama	L, 1-3
Alabama	W, 10-1
Illinois-Chicago	W, 7-3
Illinois-Chicago	W, 8-2
Illinois-Chicago	W, 2-0
New Orleans	L, 1-8
at Nicholls State	L, 7-13
at Mississippi	L, 2-9
at Mississippi	L, 2-6
at Mississippi	L, 3-4
at Tulane	L, 3-8

at South Alabama	L, 5-6
at South Alabama	L, 5-19
at Auburn	L, 6-12
at Auburn	L, 12-13
at Auburn	L, 1-9
South Alabama	W, 9-4
South Alabama	W, 3-1
Miss. State	L, 1-2
Miss. State	W, 2-0
Miss. State	L, 4-6
Southern Miss.	W, 4-3
at Alabama	W, 3-0
at Alabama	L, 2-7
at West Florida	W, 6-2
at West Florida	W, 9-3
at New Orleans	L, 5-6
at New Orleans	L, 2-4
Tulane	W, 6-1
at Tulane	L, 3-11
New Orleans	W, 10-4
Mississippi	W, 4-3
Mississippi	L, 0-3
Mississippi	L, 0-8

1983 (28-21) Coach Jack Lamabe

McNeese State	W, 4-3
Nicholls State	L, 6-7
Nicholls State	W, 6-2
Northwestern State	W, 2-1
Northwestern State	L, 1-2
at Mississippi	W, 3-2
at Mississippi	W, 4-3
at Navy	W, 8-4
at Tulane	L, 10-11
Miss. State	L, 4-10
Miss. State	W, 7-2
Miss. State	L, 6-13
at Nicholls State	L, 3-7
Louisiana Tech	L, 2-5
Southeastern La.	W, 7-2
at Alabama	L, 1-4
at Alabama	L, 0-17
Louisiana College	W, 6-2
Cleveland State	W, 7-1
at Auburn	L, 3-6
at Auburn	L, 4-5
at Florida State	W, 15-5
at Florida State	L, 4-10
Southern Miss.	W, 8-7
Southern Miss.	W, 9-4
at Tulane	W, 4-1
Mississippi	L, 1-5
Mississippi	W, 10-2
Mississippi	W, 11-5
Southeastern La.	W, 7-6
at New Orleans	W, 5-3
at Mississippi State	W, 5-2
at Mississippi	L, 1-10
at Mississippi	L, 8-16
at Southern Miss.	W, 19-
at Southern Miss.	W, 13-1
at Southeastern La.	W, 4-3
Alabama	W, 8-7
Alabama	L, 3-10
Alabama	L, 5-10
Tulane	W, 9-8
Tulane	L, 3-7
Northeast La.	W, 3-1
Northeast La	W, 7-4
Auburn	W, 3-0
Auburn	L, 1-7
Auburn	W, 9-3

Florida State	L, 2-8
Florida State	L, 3-6

1984 (32-23) Coach Skip Bertman

at Southern Miss.	W, 7-1
at Southern Miss	W, 8-7
McNeese State	W, 8-6
Southwestern La.	L, 9-10
Southern Miss.	W, 15-2
Southern Miss.	W, 6-1
Nicholls State	W, 5-4
Southeastern La.	W, 10-4
Auburn	L, 0-4
Auburn	W, 9-5
Auburn	W, 8-6
Northwestern State	W, 6-1
Northwestern State	W, 7-2
at Alabama	L, 1-10
at Alabama	L, 2-3
at Alabama	L, 3-11
Southern	W, 4-3
Lamar	L, 6-7
SW Missouri	W, 10-7
at Tulane	L, 5-6
New Orleans	W, 7-4
Louisiana College	W, 15-4
at McNeese State	L, 4-8
Miss. State	L, 2-4
Miss. State	W, 11-6
Miss. State	L, 4-10
at Louisiana Tech	L, 1-2
at Northeast La.	W, 6-5
at Mississippi	W, 1-0
at Mississippi	W, 7-1
at Mississippi	L, 5-6
at New Orleans	L, 5-6
New Orleans	L, 4-7
at Auburn	W, 11-4
at Auburn	L, 5-8
at Auburn	W, 6-4
at Nicholls State	W, 6-4
Tulane	L, 1-2
Alabama	L, 3-5
Alabama	W, 3-0
Alabama	W, 6-3
McNeese State	W, 2-0
McNeese State	W, 3-2
at Miami	L, 0-14
at Miami	L, 5-6
at Miami	W, 10-9
Centenary	W, 7-1
at New Orleans	L, 1-11
at Miss. State	L, 1-5
at Miss. State	L, 6-8
at Miss. State	L, 0-3
Southern	W, 13-9
Mississippi	W, 4-2
Mississippi	W, 7-2
Mississippi	W, 9-7

1985 (41-18) Coach Skip Bertman

SEC Western Division Champions	
NCAA Central Regional Participants	
at Central Fla.	W, 7-0
at Central Fla.	L, 4-5
at Central Fla.	W, 9-8
Mississippi	W, 6-2
Mississippi	W, 14-2
Mississippi	W, 13-6
Southwestern La.	W, 9-4
Southeastern La.	W, 12-4

at Alabama	W, 9-7
at Alabama	L, 1-5
at Alabama	L, 3-8
Northwestern State	W, 13-9
New Orleans	W, 6-2
Miss. State	L, 0-7
Miss. State	W, 9-6
Miss. State	W, 7-4
Tulane	W, 10-4
New Orleans	W, 6-3
at Tulane	L, 7-8
Northeast La.	W, 10-2
Southern	W, 13-8
McNeese State	W, 11-10
Jackson State	W, 19-12
Auburn	W, 4-2
Auburn	W, 7-0
Auburn	W, 6-4
at McNeese State	L, 2-3
at Lamar	L, 2-4
at Southwestern La.	L, 5-6
at Mississippi	W, 10-8
at Mississippi	W, 6-0
at Mississippi	W, 7-2
Louisiana College	W, 12-6
at New Orleans	L, 2-4
McNeese State	W, 8-5
Alabama	W, 2-1
Alabama	W, 3-1
Alabama	W, 15-6
at Northwestern State	W, 12-3
at Centenary	W, 9-6
at Miss. State	L, 1-6
at Miss. State	L, 5-6
at Miss. State	L, 4-7
at Southeastern La.	L, 7-8
McNeese State	L, 6-7
N. Texas St.	W, 2-1
N. Texas St.	W, 6-5
N. Texas St.	W, 8-1
Southern	W, 7-4
Nicholls State	W, 12-2
Nicholls State	L, 10-13
Louisiana Tech	W, 5-1
at Auburn	W, 5-0
at Auburn	L, 4-5
at Auburn	W, 4-3

SEC TOURNAMENT

BATON ROUGE, LA.

Georgia	L, 6-8
Florida	L, 2-5

NCAA CENTRAL REGIONAL

AUSTIN, TEXAS

vs. Houston	L, 4-11
vs. Lamar	L, 3-4

1986 (55-14) Coach Skip Bertman

SEC Champions	
SEC Tournament Champions	
NCAA South I Regional Champions	
College World Series - 5th Place	
Louisiana College	W, 8-0
New Orleans	W, 3-2
Arkansas	W, 8-7
Arkansas	L, 6-8
Southwestern La.	W, 4-0
vs. Southwestern La.	W, 17-4
at Florida	W, 9-1
at Florida	W, 18-4
at Florida	W, 12-5
Northeast La.	W, 14-6
Tulane	W, 12-1

INTRO

THIS IS LSU

PREVIEW

TIGERS

COACHES

REVIEW

HISTORY

RECORDS

LSU

Kentucky	W, 8-7
Kentucky	W, 5-1
Kentucky	W, 12-10
Southeastern La.	W, 15-3
Kansas State	W, 8-4
Missouri	W, 5-1
Southern	W, 7-5
New Orleans	W, 9-8
at Southwestern La.	W, 5-4
at Alabama	W, 6-5
at Alabama	W, 8-6
at Alabama	L, 4-5
at Northeast La.	W, 13-5
at Centenary	W, 9-5
at Stephen F. Austin	W, 10-7
Tennessee	W, 3-2
Tennessee	W, 3-2
Tennessee	W, 12-5
at Nicholls State	W, 3-2
at Nicholls State	L, 1-2
Northwestern State	W, 24-0
Mississippi	W, 9-6
Mississippi	L, 3-6
Mississippi	W, 10-1
Louisiana Tech	W, 4-3
Nicholls State	W, 14-4
at Miss. State	W, 4-0
at Miss. State	W, 4-0
at Miss. State	L, 5-6
Southwestern La.	W, 5-4
at New Orleans	L, 2-8
Georgia	W, 3-1
Georgia	L, 8-11
Georgia	W, 11-8
Southern	W, 18-5
at Tulane	W, 6-5
at Vanderbilt	W, 14-4
at Vanderbilt	W, 7-5
at Vanderbilt	L, 4-6
at New Orleans	L, 1-7
Centenary	W, 12-3
Auburn	W, 7-1
Auburn	W, 12-3
Auburn	W, 4-3

SEC TOURNAMENT

BATON ROUGE, LA.

Georgia	W, 10-6
Alabama	W, 10-7
Georgia	W, 8-4

Alabama	L, 1-5
Alabama	W, 4-2
Alabama	L, 2-8
at Florida State	L, 4-6

NCAA SOUTH I REGIONAL

BATON ROUGE, LA.

Jackson State	W, 14-11
Oklahoma	W, 8-5
Louisiana Tech	W, 7-4
Tulane	W, 7-6

COLLEGE WORLD SERIES

OMAHA, NEB.

vs. Loyola-Marymount	L, 3-4
vs. Maine	W, 8-4
vs. Miami, Fla.	L, 3-4

1987 (49-19) Coach Skip Bertman NCAA South II Regional Champions College World Series - 4th Place

Louisiana College	W, 11-0
Louisiana College	W, 13-0
vs. Miami (Fla.)*	L, 2-7
vs. Florida*	W, 5-2
vs. Florida State*	L, 1-2
Wichita State	W, 14-6
Wichita State	W, 12-2
Wichita State	W, 9-3
Southern	W, 15-4
Southwestern La.	W, 7-4
Florida	W, 9-1
Florida	L, 3-5
at Kentucky	L, 2-7
at Kentucky	W, 8-4
at Kentucky	W, 5-0
Texas-Arlington	W, 17-2
Texas-Arlington	W, 4-3
Missouri	W, 8-5
Oral Roberts	W, 20-5
Oral Roberts	W, 14-4
McNeese State	W, 17-7
Nicholls State	W, 10-7
New Orleans	W, 8-7
Southeastern La.	W, 11-3
Alabama	L, 0-1
Alabama	W, 4-3
Northeast La.	W, 15-0
Centenary	W, 11-3
Southern	W, 15-4
at Tulane	W, 5-4
at Ole Miss	L, 0-4
at Ole Miss	L, 5-6
at Ole Miss	W, 6-3
at Centenary	W, 10-3
at Northeast La.	W, 9-3
at Louisiana Tech	L, 4-5
Miss. State	L, 4-5
Miss. State	W, 6-4
Miss. State	W, 6-5
Nicholls State	W, 9-5
Tulane	L, 7-9
Northwestern State	W, 11-0
Northwestern State	W, 8-7
at Georgia	L, 1-7
at Georgia	W, 12-3
at Georgia	L, 10-12
Southeastern La.	W, 14-4
at New Orleans	L, 1-3
at Nicholls State	W, 10-2
Vanderbilt	W, 1-0
Vanderbilt	L, 2-4
Vanderbilt	W, 11-8
at Auburn	W, 4-0
at Auburn	W, 6-1
at Auburn	L, 1-6

SEC TOURNAMENT

ATHENS, GA.

vs. Auburn	L, 8-9
vs. Georgia	W, 4-2
vs. Kentucky	W, 4-1
vs. Auburn	W, 4-2
vs. Miss. State	L, 3-13

NCAA SOUTH II REGIONAL

NEW ORLEANS, LA.

vs. Tulane	W, 5-3
vs. New Orleans	W, 14-1
vs. New Orleans	W, 3-0
vs. Cal State Fullerton	W, 7-3

COLLEGE WORLD SERIES

OMAHA, NEB.

vs. Florida State	W, 6-2
vs. Oklahoma State	L, 7-8
vs. Arkansas	W, 5-2
vs. Stanford	L, 5-6

* Busch Challenge I (New Orleans, La.)

1988 (39-21) Coach Skip Bertman

Southern	W, 21-1
vs. Florida State (at Orlando)	W, 9-4
Louisiana College	W, 9-2
McNeese State	W, 2-1
Mercer	W, 15-6
Mercer	W, 8-4
Mercer	W, 6-1
Centenary	W, 7-3
Rice	W, 13-3
Tennessee	W, 2-1
Tennessee	W, 4-2
Tennessee	W, 6-5
at Florida	L, 3-4
at Florida	W, 4-0
at Florida	L, 4-5
at Southeastern La.	L, 8-9
Kentucky	W, 3-1
Kentucky	W, 2-1
Kentucky	L, 1-3
at Nicholls State	L, 7-11
New Orleans	W, 4-1
vs. Cal State-Fullerton *	L, 2-7
vs. Southern California*	W, 11-7
vs. UCLA*	W, 7-1
at Wichita State	L, 3-5
at Wichita State	L, 3-5
at Wichita State	L, 0-13
at Alabama	W, 3-1
at Alabama	W, 6-1
at Alabama	W, 7-3
Northeast La.	W, 8-7
at Tulane	W, 7-5
Ole Miss	W, 5-4
Ole Miss	W, 11-2
Ole Miss	W, 15-13
Tulane	W, 11-1
Southeastern La.	W, 14-11
at Miss. State	L, 3-4
at Miss. State	W, 4-2
at Miss. State	L, 0-1
Nicholls State	W, 9-2
at New Orleans	W, 6-2
Stephen F. Austin	W, 14-7
Georgia	W, 12-6
Georgia	L, 2-4
Georgia	W, 9-8
Northwestern La.	W, 11-2
Northwestern La.	L, 4-5
at McNeese State	L, 5-6
at Vanderbilt	L, 4-5
at Vanderbilt	L, 2-3
at Vanderbilt	W, 5-1
Auburn	L, 1-2
Auburn	L, 1-8
Auburn	L, 8-10

SEC TOURNAMENT

STARKVILLE, MISS.

vs. Kentucky	L, 7-9
vs. Georgia	W, 7-3
vs. Florida	L, 2-7

Southern	W, 13-4
Southern	W, 10-7

* Busch Challenge II (New Orleans, La.)

1989 (55-17) Coach Skip Bertman NCAA Central Regional Champions College World Series - 3rd Place

Texas Christian	W, 8-2
Texas Christian	W, 10-5
Southern Mississippi	W, 10-1
Mercer	W, 7-4
Mercer	W, 8-7
Mercer	W, 12-7
Louisiana College	W, 10-3
vs. Oklahoma State *	W, 6-0
vs. Oral Roberts *	W, 10-7
vs. Oklahoma *	L, 7-9
Southern	W, 19-6
at Southern	W, 5-0
at Tennessee	W, 7-0
at Tennessee	L, 1-5
at Tennessee	W, 9-3
New Orleans	W, 7-1
Florida	W, 10-0
Florida	W, 8-7
Florida	W, 2-1
George Washington	W, 8-3
St. John's	W, 11-8
St. John's	W, 12-5
at Kentucky	W, 11-7
at Kentucky	W, 15-0
at Kentucky	L, 9-12
Northwestern State	W, 6-5
Stephen F. Austin	W, 8-3
Stephen F. Austin	W, 14-1
at Tulane	W, 4-3
at Southwestern La.	W, 4-1
Tulane	W, 4-3
Alabama	W, 13-6
Alabama	W, 14-6
Alabama	W, 12-1
Southern	W, 9-4
at Ole Miss	W, 11-5
at Ole Miss	W, 4-1
at Ole Miss	L, 1-2
Southeastern La.	W, 3-1
Nicholls State	L, 4-7
Mississippi State	L, 3-4
Mississippi State	L, 3-4
Mississippi State	W, 19-9
Southwestern La.	L, 6-9
at Northwestern State	W, 14-6
at Georgia	W, 4-3
at Georgia	W, 7-1
at Georgia	L, 2-4
Northeast La.	W, 7-6
at New Orleans	W, 5-1
Vanderbilt	W, 8-4
Vanderbilt	W, 12-10
Vanderbilt	L, 2-9
at Auburn	L, 8-12
at Auburn	L, 0-1
at Auburn	W, 8-1

SEC TOURNAMENT

GAINESVILLE, FLA.

vs. Georgia	W, 6-3
vs. Florida	L, 6-8
vs. Auburn	L, 5-8

Louisiana Tech	W, 17-2
Louisiana Tech	W, 7-1
Louisiana Tech	W, 8-5

NCAA CENTRAL REGIONAL

COLLEGE STATION, TEXAS

vs. Nevada-Las Vegas	W, 12-10
vs. South Alabama	L, 4-6
vs. Nevada-Las Vegas	W, 13-8
vs. South Alabama	W, 6-5
at Texas A&M	W, 13-5
at Texas A&M	W, 5-4

COLLEGE WORLD SERIES

OMAHA, NEB.

vs. Miami (Fla.)	L, 2-5
vs. Long Beach State	W, 8-5
vs. Miami (Fla.)	W, 6-3
vs. Texas	L, 7-12

** Busch Challenge III (New Orleans, La.)*

1990 (54-19) Coach Skip Bertman

SEC Champions

SEC Tournament Co-Champions

NCAA South I Regional Champions

College World Series - 3rd Place

vs. Wichita State#	L, 6-13
vs. North Carolina#	W, 8-5
Louisiana Tech	W, 15-3
vs. Mississippi State*	W, 7-6
vs. Mississippi*	W, 7-5
vs. Southern Miss*	L, 1-5
Southern	W, 17-5
at Rice	L, 11-12
at Rice	W, 13-1
at Southern Miss	W, 10-2
at Texas A&M	L, 2-4
at Texas A&M	L, 2-5
at Texas A&M	W, 5-2
Southern	W, 14-1
New Orleans	W, 10-3
Kansas	W, 10-1
Kansas	W, 9-3
Kansas	W, 8-2
St. Louis	W, 20-2
Evansville	W, 28-8
at Mississippi State	W, 6-5
at Mississippi State	L, 1-2
at Mississippi State	L, 9-10
Nicholls State	W, 4-3
at McNeese State	W, 13-1
Mississippi	W, 10-7
Mississippi	W, 10-2
Mississippi	W, 6-0
at Southeastern La.	W, 8-1
Auburn	W, 12-6
Auburn	L, 5-6
Auburn	L, 7-17
Southeastern La.	W, 16-0
at Nicholls State	W, 8-6
at Florida	W, 6-3
at Florida	L, 6-7
at Florida	W, 5-3
Stephen F. Austin	W, 4-3
Stephen F. Austin	W, 7-2
Tennessee	W, 13-2
Tennessee	W, 2-0
Tennessee	W, 9-3
McNeese State	L, 1-4
at Tulane	L, 7-14
Northwestern State	W, 16-6
Kentucky	W, 8-1
Kentucky	W, 9-0
Kentucky	W, 9-3
Northeast La.	L, 4-5
at New Orleans	W, 6-4

at Alabama	W, 7-4
at Alabama	L, 5-12
at Alabama	W, 8-5
at Vanderbilt	W, 7-5
at Vanderbilt	L, 3-4
at Vanderbilt	W, 7-3
Georgia	W, 11-2
Georgia	W, 5-2
Georgia	W, 8-5

SEC TOURNAMENT

HOOVER, ALA.

vs. Florida	W, 6-4
vs. Mississippi State	W, 17-8
vs. Vanderbilt	W, 13-5
vs. Mississippi State	L, 1-3

NCAA SOUTH I REGIONAL

BATON ROUGE, LA.

Southwestern Louisiana	W, 8-0
Georgia Tech	W, 11-5
Southern California	L, 4-5
Houston	W, 6-4
Southern California	W, 5-4
Southern California	W, 7-6

COLLEGE WORLD SERIES

OMAHA, NEB.

vs. The Citadel	W, 8-2
vs. Oklahoma State	L, 1-7
vs. The Citadel	W, 6-1
vs. Oklahoma State	L, 3-14

ABCA Hall of Fame Tournament (Orlando, Fla.)

** Busch Challenge IV (New Orleans, La.)*

1991 (55-18) Coach Skip Bertman

SEC Champions

NCAA South Regional Champions

NCAA National Champions

Mississippi State#	W, 6-4
Oklahoma State#	W, 6-0
Louisiana Tech	W, 10-3
Stephen F. Austin	W, 5-0
Stephen F. Austin	W, 14-3
Stephen F. Austin	W, 9-0
Texas A&M	L, 1-3
Texas A&M	W, 13-8
Texas A&M	W, 5-0
Southeastern La.	W, 8-3
Southern	W, 8-1
vs. Miami (Fla.)*	W, 4-3
vs. Florida*	W, 6-5
vs. Florida State*	L, 0-8
Northwestern State	L, 3-7
Tulane	L, 6-7
New Orleans	W, 7-5
at Nevada-Las Vegas	W, 14-4
at Nevada-Las Vegas	L, 1-5
at Nevada-Las Vegas	W, 9-4
Notre Dame	L, 3-6
St. Louis	W, 6-4
Mississippi State	W, 4-2
Mississippi State	W, 6-5
at Southern	W, 5-2
at Tulane	L, 1-5
at Mississippi	W, 4-0
at Mississippi	W, 3-2
at Mississippi	W, 7-3
Louisiana College	W, 2-1
Jackson State	W, 14-4
at Auburn	W, 6-2
at Auburn	W, 8-3
at Auburn	W, 13-8

McNeese State	L, 3-6
Nicholls State	W, 6-5
Florida	W, 6-5
Florida	W, 5-3
Florida	W, 12-6
at Northwestern State	W, 7-3
at Louisiana Tech	W, 13-6
at Tennessee	L, 3-5
at Tennessee	L, 5-6
at Tennessee	W, 11-4
Centenary	W, 15-2
at New Orleans	W, 5-2
at Kentucky	L, 7-17
at Kentucky	L, 7-11
at Kentucky	L, 3-7
Northeast La.	W, 12-3
Southeastern La.	L, 2-15
Alabama	W, 15-4
Alabama	L, 6-8
Alabama	W, 11-6
Vanderbilt	W, 21-5
Vanderbilt	W, 8-5
Vanderbilt	L, 6-11
at Georgia	W, 10-4
at Georgia	W, 5-0
at Georgia	W, 16-7

SEC TOURNAMENT

BATON ROUGE, LA.

Kentucky	W, 8-7
Mississippi State	W, 8-2
Florida	L, 1-7
Mississippi State	W, 9-4
Florida	L, 4-8

NCAA SOUTH REGIONAL

BATON ROUGE, LA.

Northwestern State	W, 13-2
Oklahoma	W, 4-3
Texas A&M	W, 7-1
Southwestern La.	W, 8-5

COLLEGE WORLD SERIES

OMAHA, NEB.

vs. Florida	W, 8-1
vs. Fresno State	W, 15-3
vs. Florida	W, 19-8
vs. Wichita State	W, 6-3

ABCA Hall of Fame Tournament (Baton Rouge, La.)

** Busch Challenge V (New Orleans, La.)*

1992 (50-16) Coach Skip Bertman

SEC Champions

SEC Tournament Champions

NCAA South I Regional Participants

Nevada-Las Vegas	W, 3-1
Nevada-Las Vegas	W, 12-9
Nevada-Las Vegas	W, 8-3
Northwestern State	W, 7-6
vs. Georgia Tech*	W, 3-2
vs. Georgia*	L, 1-9
vs. Georgia Southern*	W, 20-7
Southeastern La.	W, 6-2
Maine	L, 5-12
Maine	W, 8-5
Maine	W, 10-5
Stephen F. Austin	W, 21-1
Stephen F. Austin	W, 16-2
Stephen F. Austin	W, 12-2
Centenary	W, 22-3
at Tulane	W, 7-0
at Louisiana College	W, 23-2
George Washington	W, 22-9

George Washington	L, 5-8
at South Carolina	W, 4-1
at South Carolina	W, 3-1
at South Carolina	W, 5-0
at Central Florida	W, 5-2
Tennessee	W, 3-1
Tennessee	L, 2-9
Tennessee	W, 13-7
New Orleans	W, 14-7
Southern	W, 12-3
at Florida	L, 4-5
at Florida	W, 2-0
at Florida	W, 5-3
Northeast La.	W, 6-5
Tulane	L, 2-6
Mississippi	W, 10-3
Mississippi	W, 5-3
Mississippi	L, 3-5
McNeese State	W, 14-2
at New Orleans	L, 5-9
Arkansas	W, 12-2
Arkansas	W, 12-4
Arkansas	W, 8-4
at Southeastern La.	W, 14-4
at Nicholls State	L, 1-4
at Alabama	W, 10-0
at Alabama	W, 8-7
at Alabama	L, 5-7
Louisiana College	W, 7-3
at Northeast La.	W, 10-2
at Auburn	W, 2-1
at Auburn	L, 2-4
at Auburn	L, 3-4
Nicholls State	W, 15-8
Southwestern La.	L, 0-5
Mississippi State	W, 8-3
Mississippi State	W, 5-3
Mississippi State	W, 5-3

SEC TOURNAMENT

NEW ORLEANS, LA.

vs. Vanderbilt	W, 7-2
vs. Arkansas	W, 8-1
vs. Florida	L, 1-3
vs. Georgia	W, 5-3
vs. South Carolina	W, 6-3
vs. Florida	W, 12-1

NCAA SOUTH I REGIONAL

BATON ROUGE, LA.

Providence	W, 8-1
Ohio State	L, 0-5
Tulane	W, 7-3
Cal State-Fullerton	L, 0-11

** Busch Challenge VI (New Orleans, La.)*

1993 (53-17-1) Coach Skip Bertman

SEC Champions

SEC Western Division Tournament Champions

NCAA South Regional Champions

NCAA National Champions

Northwestern State	W, 8-3
Centenary	W, 19-0
vs. Mississippi State *	L, 4-7
vs. Southern Miss *	W, 8-4
vs. Ole Miss *	L, 4-6
Lamar	L, 3-9
Central Florida	W, 12-0
Central Florida	W, 14-4
at Tulane	W, 14-7
Indiana State	W, 10-0
Indiana State	W, 8-1
Michigan	W, 6-2

Michigan	W, 9-8
Nicholls State	W, 7-5
New Mexico	W, 9-3
New Mexico	W, 14-1
New Mexico	W, 8-5
at Arkansas State	W, 9-0
at Arkansas State	L, 7-10
South Carolina	W, 10-3
South Carolina	W, 6-1
South Carolina	T, 9-9
Louisiana College	W, 10-3
Southern	W, 10-8
at New Orleans	W, 13-8
at Tennessee	L, 1-8
at Tennessee	W, 4-1
at Tennessee	L, 2-6
at Northwestern State	L, 5-6
Florida	L, 1-2
Florida	W, 11-3
Florida	W, 16-2
Southeastern La.	W, 8-7
McNeese State	W, 15-11
at Ole Miss	W, 8-0
at Ole Miss	W, 2-1
at Ole Miss	W, 6-5
Southeastern La.	W, 9-1
at Southern	W, 8-7
at McNeese State	L, 3-5
at Arkansas	W, 3-0
at Arkansas	W, 4-2
at Arkansas	W, 8-2
Tulane	W, 6-3
New Orleans	W, 12-9
Southwestern La.	L, 9-10
Alabama	L, 1-3
at Centenary	W, 18-3
Auburn	W, 21-2
Auburn	L, 8-9
Auburn	L, 2-9
Arkansas State	W, 9-1
Arkansas State	W, 14-4
at Mississippi State	L, 3-4
at Mississippi State	W, 3-2
at Mississippi State	W, 13-7

SEC DIVISION TOURNAMENT

BATON ROUGE, LA.

Ole Miss	W, 6-1
Mississippi State	L, 3-5
Arkansas	W, 13-7
Auburn	W, 16-5
Mississippi State	W, 7-3

NCAA SOUTH REGIONAL

BATON ROUGE, LA.

Western Carolina	W, 7-2
Kent State University	L, 12-15
Baylor	W, 13-6
South Alabama	W, 11-4
South Alabama	W, 9-4

COLLEGE WORLD SERIES

OMAHA, NEB.

vs. Long Beach State	W, 7-1
vs. Texas A&M	W, 13-8
vs. Long Beach State	L, 8-10
vs. Long Beach State	W, 6-5
vs. Wichita State	W, 8-0

** Winn-Dixie Showdown (New Orleans, La.)*

1994 (46-20) Coach Skip Bertman

SEC Western Division Champions

SEC Western Division Tournament Champions

NCAA South Regional Champions

College World Series - 7th Place

vs. Auburn *	L, 1-3
vs. South Alabama *	L, 3-5
vs. Alabama *	W, 3-0
Northwestern State	W, 11-5
at Houston	W, 8-5
at Houston	W, 7-2
at Tulane	L, 8-10
Alabama-Birmingham	W, 11-5
Alabama-Birmingham	W, 6-5
Alabama-Birmingham	W, 17-6
Southeastern La.	W, 11-10
at Texas	W, 9-6
at Texas	L, 7-9
at Texas	L, 1-7
Louisiana College	L, 5-7
New Orleans	W, 4-3
Texas Christian	W, 13-6
Texas Christian	W, 15-10
Texas Christian	W, 16-8
Arkansas State	W, 16-1
Arkansas State	W, 8-2
Vanderbilt	W, 10-4
Vanderbilt	W, 16-7
Vanderbilt	W, 4-3
at Lamar	L, 3-4
at Georgia	W, 14-11
at Georgia	W, 7-3
at Georgia	W, 12-6
Southern	W, 11-2
Nicholls State	W, 12-4
at Southwestern La.	L, 8-11
at Kentucky	L, 6-9
at Kentucky	L, 3-13
McNeese State	L, 3-4
at New Orleans	W, 9-1
Tulane	L, 2-4
Ole Miss	W, 5-4
Ole Miss	W, 5-2
Ole Miss	W, 3-2
at Southeastern La.	W, 14-8
Centenary	W, 10-4
Arkansas	W, 11-3
Arkansas	W, 16-4
Arkansas	L, 5-6
at Nicholls State	L, 2-3
Southwestern La.	L, 8-9
at Alabama	W, 13-7
at Alabama	W, 10-6
at Alabama	L, 5-7
South Alabama	W, 8-4
at Auburn	W, 13-6
at Auburn	W, 4-3
at Auburn	W, 4-3
Mississippi State	W, 3-0
Mississippi State	L, 4-7
Mississippi State	L, 1-9

SEC DIVISION TOURNAMENT

OXFORD, MISS.

vs. Alabama	W, 3-2
vs. Arkansas	W, 6-4
vs. Auburn	W, 3-2
vs. Auburn	W, 5-4

NCAA SOUTH REGIONAL

BATON ROUGE, LA.

Southeastern La.	W, 10-6
Fresno State	W, 6-2
Southern California	W, 6-2
Southern California	W, 12-10

COLLEGE WORLD SERIES

OMAHA, NEB.

vs. Florida State	L, 3-6
vs. Cal State-Fullerton	L, 6-20

** Winn-Dixie Showdown (New Orleans, La.)*

1995 (47-18) Coach Skip Bertman

NCAA South Regional Participants

vs. Lamar *	W, 10-6
vs. Houston *	L, 3-4
vs. Texas A&M *	W, 7-6
NW Louisiana	W, 16-5
Centenary	W, 3-0
Houston	W, 14-3
Houston	W, 13-6
vs. Florida State #	W, 6-2
vs. Michigan #	W, 11-9
at Minnesota #	W, 14-2
Tulane	W, 1-0
Southern	W, 5-1
Maine	W, 6-1
Maine	W, 12-2
Maine	W, 9-2
New Orleans	W, 3-1
South Florida	W, 6-0
South Florida	L, 4-6
South Florida	L, 5-7
at Centenary	W, 7-4
at NW Louisiana	W, 8-7
at Vanderbilt	W, 9-1
at Vanderbilt	L, 4-6
at Vanderbilt	W, 14-3
Louisiana College	W, 5-1
Georgia	W, 8-2
Georgia	W, 11-5
Georgia	W, 7-4
at SW Louisiana	W, 9-3
Kentucky	W, 11-0
Kentucky	W, 16-7
Kentucky	W, 6-5
McNeese State	W, 10-1
at Tulane	W, 3-2
at Ole Miss	L, 0-6
at Ole Miss	W, 2-1
at Ole Miss	L, 2-6
at Southern	W, 14-9
NE Louisiana	W, 12-11
at Arkansas	W, 10-3
at Arkansas	W, 13-7
at Arkansas	L, 3-5
Loyola-New Orleans	W, 7-1
SW Louisiana	W, 12-2
at New Orleans	L, 2-4
Alabama	L, 0-4
Alabama	L, 6-7
Alabama	W, 8-6
SE Louisiana	W, 7-3
Nicholls State	W, 9-1
Auburn	L, 7-19
Auburn	W, 11-6
Auburn	L, 11-12
at Mississippi State	L, 3-6
at Mississippi State	L, 10-12
at Mississippi State	W, 6-4

SEC DIVISION TOURNAMENT

STARKVILLE, MISS.

vs. Alabama	L, 8-9
vs. Mississippi State	W, 14-6
vs. Auburn	W, 7-5
vs. Arkansas	W, 7-6
vs. Alabama	L, 8-9

NCAA SOUTH REGIONAL

BATON ROUGE, LA.

Central Michigan	W, 5-3
Rice	L, 7-15
Central Michigan	W, 10-5
Rice	L, 9-16

** - Winn-Dixie Showdown (New Orleans, La.)*

- Hormel Foods Classic (Minneapolis, Minn.)

1996 (52-15) Coach Skip Bertman

SEC Champions

NCAA South II Regional Champions

NCAA National Champions

Western Kentucky	W, 9-0
Western Kentucky	W, 18-0
Western Kentucky	W, 18-1
Centenary	W, 6-1
vs. Southern Miss *	W, 7-4
vs. Ole Miss *	W, 9-7
vs. Mississippi State *	W, 8-4
Tulane	W, 10-0
Louisiana Tech	W, 6-1
Duquesne	W, 14-7
Duquesne	W, 9-5
Loyola-New Orleans	W, 22-2
at Vanderbilt	W, 15-0
at Vanderbilt	L, 2-3
at Vanderbilt	W, 14-4
Dayton	W, 15-2
Dayton	L, 6-7
Georgia	W, 14-4
Georgia	W, 12-5
Georgia	W, 23-5
New Orleans	W, 16-8
NE Louisiana	W, 10-0
at Florida	L, 6-7
at Florida	L, 5-9
at Florida	L, 1-2
Southern	W, 19-0
McNeese State	W, 16-0
Tennessee	W, 9-2
Tennessee	W, 5-3
Tennessee	W, 9-1
at Tulane	W, 3-1
NW Louisiana	L, 5-10
NW Louisiana	L, 5-6
at South Carolina	W, 15-2
at South Carolina	L, 0-2
at South Carolina	W, 4-2
at SE Louisiana	W, 5-2
Nicholls State	W, 14-0
at Ole Miss	W, 6-5
at Ole Miss	W, 10-1
at Ole Miss	W, 9-2
SE Louisiana	W, 7-4
Arkansas	L, 2-3
Arkansas	W, 11-4
Arkansas	W, 9-4
at New Orleans	W, 8-4
Louisiana College	W, 20-0
Alabama	W, 8-6
Alabama	L, 4-17
Alabama	L, 5-12
at Auburn	W, 14-2
at Auburn	W, 6-0
at Auburn	L, 3-7
Mississippi State	W, 8-7
Mississippi State	W, 17-9
Mississippi State	L, 10-11

SEC TOURNAMENT

HOOVER, ALA.

vs. Tennessee	W, 3-1
---------------	--------

vs. Florida	L, 2-6
vs. Kentucky	L, 11-12
NCAA SOUTH II REGIONAL	
BATON ROUGE, LA.	
Austin Peay	W, 9-3
Nevada-Las Vegas	W, 7-6
New Orleans	W, 17-4
Georgia Tech	W, 29-13
COLLEGE WORLD SERIES	
OMAHA, NEB.	
vs. Wichita State	W, 9-8
vs. Florida	W, 9-4
vs. Florida	W, 2-1
vs. Miami (Fla.)	W, 9-8

* - Winn-Dixie Showdown (New Orleans, La.)

1997 (57-13) Coach Skip Bertman
SEC Champions
NCAA South I Regional Champions
NCAA National Champions

Baylor	W, 13-2
Baylor	W, 11-5
Baylor	W, 8-3
Centenary	W, 9-2
Southern	W, 16-2
vs. North Carolina *	W, 11-4
vs. N.C. State *	W, 3-2
vs. Duke *	W, 9-8
Va. Commonwealth	W, 15-2
Va. Commonwealth	W, 22-0
Va. Commonwealth	W, 6-4
Tulane	W, 8-5
Southern	W, 12-1
Vanderbilt	W, 19-5
Vanderbilt	W, 8-7
Vanderbilt	W, 7-3
Louisiana Tech	W, 8-2
Louisiana College	W, 14-7
at Georgia	W, 6-5
at Georgia	L, 9-11
at Georgia	W, 7-3
at New Orleans	L, 4-6
Florida	W, 11-3
Florida	W, 13-10
Florida	W, 9-5
at Louisiana Tech	W, 13-1
at NE Louisiana	L, 2-6
at Tennessee	W, 12-3
at Tennessee	W, 7-2
at Tennessee	W, 8-6
Nicholls State	W, 13-5
McNeese State	W, 9-6
South Carolina	W, 9-8
South Carolina	L, 7-8
South Carolina	W, 11-10
at Tulane	W, 12-2
NE Louisiana	W, 12-4
at Miss. State	L, 6-9
at Miss. State	W, 20-12
at Miss. State	L, 1-4
SW Louisiana	L, 8-10
SE Louisiana	W, 11-4
Ole Miss	W, 7-1
Ole Miss	W, 6-4
Ole Miss	W, 11-4
New Orleans	L, 8-11
NW Louisiana	W, 11-5
Auburn	W, 7-1
Auburn	W, 8-0
Southern	W, 11-1

at Arkansas	W, 13-8
at Arkansas	W, 11-5
at Arkansas	L, 1-16
at Alabama	L, 4-6
at Alabama	L, 2-28
at Alabama	W, 6-4

SEC TOURNAMENT
COLUMBUS, GA.

vs. Auburn	W, 5-2
vs. Tennessee	W, 12-5
vs. Alabama	W, 12-7
vs. Alabama	L, 2-12

NCAA SOUTH I REGIONAL
BATON ROUGE, LA.

UNC-Greensboro	W, 14-0
Oklahoma	W, 14-3
South Alabama	L, 5-11
Long Beach State	W, 14-7
South Alabama	W, 14-4
South Alabama	W, 15-4

COLLEGE WORLD SERIES
OMAHA, NEB.

vs. Rice	W, 5-4
vs. Stanford	W, 10-5
vs. Stanford	W, 13-9
vs. Alabama	W, 13-6

* Winn-Dixie Showdown (New Orleans, La.)

1998 (48-19) Coach Skip Bertman
SEC Western Division Champions
NCAA South II Regional Champions
College World Series - 3rd Place

SW Louisiana	W, 11-7
SW Louisiana	W, 15-0
LSU-Shreveport	W, 16-5
SW Louisiana	L, 4-7
at Texas	L, 1-5
at Texas	W, 12-9
at Texas	L, 5-7
NE Louisiana	W, 9-8
Louisiana College	W, 7-2
vs. Mississippi State *	L, 3-11
vs. Arkansas *	L, 5-6
vs. Southern Miss *	W, 16-4
Tulane	W, 10-9
Southern	W, 26-0
Georgia	W, 4-1
Georgia	W, 14-1
Georgia	W, 14-9
Louisiana Tech	W, 8-1
McNeese State	W, 4-3
at Auburn	W, 11-8
at Auburn	L, 7-14
at Auburn	L, 8-15
New Orleans	W, 4-2
SE Louisiana	W, 13-2
Arkansas	W, 9-5
Arkansas	W, 6-3
Arkansas	W, 27-6
Northwestern State	W, 6-3
at McNeese State	W, 13-5
at Kentucky	W, 7-3
at Kentucky	W, 7-2
at Kentucky	W, 11-6
Nicholls State	W, 4-0
Nicholls State	W, 9-2
Mississippi State	W, 8-5
Mississippi State	L, 3-8
Mississippi State	W, 11-5
vs. Tulane #	L, 8-10

at Vanderbilt	W, 5-3
at Vanderbilt	W, 6-4
at Vanderbilt	L, 7-8
Loyola-New Orleans	W, 9-5
at SE Louisiana	W, 9-3
Alabama	W, 6-5
Alabama	W, 7-3
Alabama	L, 2-4
vs. New Orleans #	W, 9-5
at Florida	W, 13-5
at Florida	L, 3-4
at Florida	L, 1-3
Tennessee	W, 4-3
Tennessee	W, 15-12
Tennessee	W, 8-7
at Mississippi	W, 11-4
at Mississippi	L, 0-9
at Mississippi	L, 8-10

SEC TOURNAMENT

HOOVER, ALA.

vs. Arkansas	L, 4-8
vs. South Carolina	W, 6-0
vs. Mississippi State	L, 5-7

NCAA SOUTH II REGIONAL

BATON ROUGE, LA.

Nicholls State	W, 18-4
SW Louisiana	W, 15-6
Cal State-Fullerton	W, 13-11
Cal State-Fullerton	W, 14-3

COLLEGE WORLD SERIES

OMAHA, NEB.

vs. Southern California	W, 12-10
vs. Mississippi State	W, 10-8
vs. Southern California	L, 4-5
vs. Southern California	L, 3-7

* Winn-Dixie Showdown (New Orleans, La.)
 # at Zephyr Field (Metairie, La.)

1999 (41-24-1) Coach Skip Bertman
NCAA Regional Champions
NCAA Super Regional Participants

Texas	W, 7-5
Texas	L, 4-16
Texas	L, 4-10
vs. Southern Mississippi	*W, 8-2
vs. SW Louisiana *	W, 13-6
vs. Mississippi *	W, 5-1
SE Louisiana	W, 17-7
Centenary	W, 21-1
Central Florida	W, 18-4
Central Florida	W, 5-2
Northwestern State	L, 6-12
Southern	W, 18-1
Ohio	W, 26-5
Ohio	W, 14-1
Ohio	W, 20-6
at SW Louisiana	W, 12-8
Florida	W, 8-3
Florida	L, 4-6
Florida	W, 7-5
SW Louisiana	L, 3-11
Nicholls State	W, 12-4
at Arkansas	L, 4-11
at Arkansas	W, 10-4
at Arkansas	L, 6-7
vs. Southern #	W, 7-6
Tulane	L, 3-5
Mississippi	L, 2-4
Mississippi	W, 8-6
Mississippi	W, 10-4
NE Louisiana	L, 3-4

at Tennessee	W, 8-4
at Tennessee	L, 7-8
at Tennessee	L, 3-4
New Orleans	W, 6-3
Vanderbilt	L, 2-11
Vanderbilt	W, 10-2
Vanderbilt	W, 9-2
vs. Tulane #	L, 10-15
at Alabama	L, 3-10
at Alabama	W, 9-8
at Alabama	L, 4-9
vs. New Orleans #	W, 13-7
McNeese State	W, 7-2
at Mississippi State	W, 10-8
at Mississippi State	L, 1-7
at Mississippi State	W, 3-2
Auburn	W, 9-5
Auburn	W, 8-5
Auburn	W, 11-2
at Georgia	W, 4-3
at Georgia	W, 18-13
at Georgia	T, 11-11
at NE Louisiana	L, 5-6
Kentucky	W, 7-2
Kentucky	L, 8-13
Kentucky	W, 6-4

SEC TOURNAMENT

HOOVER, ALA.

vs. Auburn	L, 2-6
vs. Kentucky	W, 10-0
vs. Arkansas	L, 8-9

NCAA REGIONAL

BATON ROUGE, LA.

NE Louisiana	W, 11-4
East Carolina	L, 10-11
Southern	W, 6-3
East Carolina	W, 12-10
East Carolina	W, 9-0

NCAA SUPER REGIONAL

TUSCALOOSA, ALA.

at Alabama	L, 6-13
at Alabama	L, 5-13

* Winn-Dixie Showdown (New Orleans, La.)
 # at Zephyr Field (Metairie, La.)

2000 (52-17) Coach Skip Bertman
SEC Western Division Champions
SEC Tournament Champions
NCAA Regional Champions
NCAA Super Regional Champions
NCAA National Champions

Virginia	W, 8-0
Virginia	W, 13-2
Virginia	W, 13-4
SE Louisiana	W, 11-0
Arizona State	W, 8-4
Arizona State	W, 6-5
Arizona State	L, 2-6
McNeese State	L, 8-9
Houston	L, 2-10
Houston	L, 7-11
Houston	L, 2-10
Nicholls State	W, 8-2
Tulane	W, 12-5
at Central Florida	L, 13-14
at Central Florida	W, 11-4
at Central Florida	W, 4-1
Southern	W, 7-3
Georgia	L, 3-7
Georgia	L, 8-10
Georgia	W, 13-3

at SE Louisiana	W, 11-4
at Vanderbilt	W, 6-0
at Vanderbilt	W, 17-4
New Orleans	W, 17-2
South Carolina	W, 8-6
South Carolina	W, 7-6
South Carolina	L, 7-9
at Centenary	W, 6-3
at Auburn	W, 18-11
at Auburn	L, 1-7
at Auburn	W, 12-10
vs. New Orleans #	W, 10-2
Southern	W, 10-5
Arkansas	W, 12-3
Arkansas	W, 12-5
Arkansas	W, 17-11
UL-Lafayette	W, 8-2
at Florida	W, 10-4
at Florida	W, 9-6
at Florida	L, 5-7
UL-Monroe	W, 12-5
vs. Tulane #	W, 21-6
Miss. State	L, 13-15
Miss. State	W, 18-15
Miss. State	L, 3-10
Northwestern State	W, 13-0
at Ole Miss	W, 12-6
at Ole Miss	L, 4-6
at Ole Miss	W, 9-2
at McNeese State	L, 3-4
at Kentucky	W, 9-0
at Kentucky	W, 6-3
at Kentucky	L, 4-7
Alabama	W, 11-4
Alabama	W, 6-4
at Alabama	L, 0-14

SEC TOURNAMENT

HOOVER, ALA.

vs. Georgia	W, 11-3
vs. Alabama	W, 18-12
vs. Alabama	W, 6-5
vs. Florida	W, 9-6

NCAA REGIONAL

BATON ROUGE, LA.

Jackson State	W, 19-1
UL-Monroe	W, 21-0
UL-Monroe	W, 5-3

NCAA SUPER REGIONAL

BATON ROUGE, LA.

UCLA	W, 8-2
UCLA	W, 14-8

COLLEGE WORLD SERIES

OMAHA, NEB.

vs. Texas	W, 13-5
vs. Southern California	W, 10-4
vs. Florida State	W, 6-3
vs. Stanford	W, 6-5

at Zephyr Field (Metairie, La.)

2001 (44-22-1) Coach Skip Bertman

SEC Western Division Champions

NCAA Regional Champions

NCAA Super Regional Participants

Kansas State	L, 8-9
Kansas State	W, 4-0
Kansas State	W, 14-8
UL-Monroe	L, 6-7 (II)
Houston	W, 9-4
Houston	W, 4-1
Houston	W, 14-6
McNeese State	W, 7-3
Duquesne	W, 13-9

Duquesne	W, 24-5
Duquesne	W, 12-2
Nicholls State	W, 16-4
at Arizona State	W, 12-11
at Arizona State	W, 15-7
at Arizona State	T, 5-5 (8)
Southern	L, 6-11
Tulane	L, 3-13
at Georgia	L, 7-8 (II)
at Georgia	W, 5-3 (II)
at Georgia	L, 3-4 (II)
Southern	W, 13-6
Florida	W, 18-10
Florida	W, 4-3
Florida	W, 10-7
at Mississippi State	W, 9-1
at Mississippi State	W, 7-1
at Mississippi State	L, 0-13
Kentucky	W, 6-2
Kentucky	W, 9-5
Kentucky	L, 5-9
New Orleans	W, 7-2
at South Carolina	W, 5-3
at South Carolina	W, 12-5
at South Carolina	L, 2-4
UL-Lafayette #	W, 12-7
Tulane #	L, 6-7
Ole Miss	W, 15-2
Ole Miss	L, 10-23
Ole Miss	W, 6-3
Northwestern State	W, 9-7
at Northwestern State	L, 8-10
Vanderbilt	L, 5-7
Vanderbilt	W, 7-2
Vanderbilt	W, 18-2
SE Louisiana	W, 7-4
at UL-Monroe	W, 16-4 (8)
at Alabama	W, 4-2
at Alabama	W, 8-7
at Alabama	W, 8-3
New Orleans #	W, 12-1
at Arkansas	L, 1-8
at Arkansas	L, 4-5
at Arkansas	L, 3-4
Auburn	W, 20-5
Auburn	L, 5-7
Auburn	L, 7-9

SEC TOURNAMENT

HOOVER, ALA.

Florida	W, 10-0 (7)
Ole Miss	W, 13-2 (7)
Ole Miss	W, 12-6
Mississippi State	L, 1-4

NCAA REGIONAL

BATON ROUGE, LA.

Minnesota	W, 10-9
Virginia Commonwealth	W, 13-9
Virginia Commonwealth	L, 7-10
Virginia Commonwealth	W, 14-9

NCAA SUPER REGIONAL

METairie, LA.

at Tulane	W, 4-3 (13)
at Tulane	L, 4-9
at Tulane	L, 1-7

at Zephyr Field (Metairie, La.)

2002 (44-22) Coach Smoke Laval

NCAA Regional Champions

NCAA Super Regional Participants

Birmingham-Southern	W, 10-9
Birmingham-Southern	W, 6-5 (13)
Birmingham-Southern	W, 11-7

SE Louisiana	L, 3-4
Mercer	W, 7-4
Mercer	W, 9-6
Mercer	W, 17-1
Centenary @	W, 7-6
at Houston	L, 3-11
at Houston	W, 8-4
at Houston	L, 11-12
Long Beach State	L, 3-8
Long Beach State	W, 10-2
Long Beach State	W, 5-4 (II)
Tulane	L, 5-6
UL-Monroe	W, 4-3
UL-Monroe	W, 7-1
UL-Monroe	W, 8-7
UL-Lafayette	L, 1-2
Vanderbilt	W, 6-0
Vanderbilt	L, 2-9
Vanderbilt	L, 7-8
at UL-Lafayette	L, 0-7
at Ole Miss	L, 3-9
at Ole Miss	W, 6-5
at Ole Miss	L, 7-10
at SE Louisiana	W, 9-7
Mississippi State	L, 4-15
Mississippi State	W, 7-3
New Orleans	W, 8-1
at Auburn	W, 9-4
at Auburn	L, 3-11
at Auburn	W, 9-5
Tulane \$	W, 9-5
Georgia	W, 8-2
Georgia	W, 14-4
Georgia	W, 13-4
Southern	W, 13-2
at South Carolina	W, 9-8
at South Carolina	L, 2-4
at South Carolina	L, 3-4
at UL-Monroe	W, 10-3
Arkansas	W, 3-0
Arkansas	W, 8-0
Arkansas	W, 13-5
New Orleans #	W, 13-0
at Tennessee	L, 1-2
at Tennessee	W, 16-4
at Tennessee	W, 6-2
at Florida	W, 5-4 (10)
at Florida	L, 3-6
at Florida	W, 8-5
Alabama	W, 3-0
Alabama	W, 6-5
Alabama	W, 5-1

SEC TOURNAMENT

HOOVER, ALA.

Auburn	W, 2-1
South Carolina	W, 8-3
South Carolina	L, 8-10
South Carolina	L, 4-5

NCAA REGIONAL

BATON ROUGE, LA.

Southern	W, 5-4
UL-Lafayette	L, 0-5
Tulane	W, 4-2
UL-Lafayette	W, 12-2
UL-Lafayette	W, 12-2

NCAA SUPER REGIONAL

HOUSTON, TEXAS

at Rice	L, 0-6
at Rice	L, 0-3

@ - at Fair Grounds Field (Shreveport, La.)

\$ - at Louisiana Superdome (New Orleans)

- at Zephyr Field (Metairie, La.)

2003 (45-22-1) Coach Smoke Laval

SEC Champions

NCAA Regional Champions

NCAA Super Regional Champions

College World Series - 7th place

Northwestern State	W, 2-1
Northwestern State	W, 10-5
Northwestern State	W, 5-3
at Centenary @	W, 15-0
Kansas	L, 6-9 (10)
Kansas	L, 4-6
Kansas	L, 7-9 (7)
UL-Monroe	W, 9-4
Houston	L, 2-7
Houston	W, 5-2
at Long Beach State	L, 1-12
at Long Beach State	L, 1-5
at Long Beach State	W, 7-2
SE Louisiana	W, 4-2
Winthrop	W, 10-2
Winthrop	W, 11-1
Winthrop	W, 3-2
at Tulane #	L, 4-5 (II)
Florida	W, 9-0
Florida	W, 3-2
Florida	T, 8-8
at Georgia	W, 12-5
at Georgia	W, 13-6
at Georgia	W, 3-2
at New Orleans #	L, 4-5
at Alabama	L, 2-4
at Alabama	W, 10-6
at Alabama	W, 11-10
Nicholls State	W, 6-2
South Carolina	W, 5-1
South Carolina	L, 5-8
South Carolina	W, 12-4
at Northwestern State	W, 6-4
Ole Miss	L, 2-7
Ole Miss	W, 14-6
Ole Miss	W, 13-5
Tulane	W, 8-0
at Vanderbilt	L, 2-4
at Vanderbilt	L, 4-5 (10)
at Vanderbilt	W, 9-2
SE Louisiana	W, 14-8
Tennessee	W, 17-4
Tennessee	W, 10-6
Tennessee	W, 15-4
Tulane \$	L, 5-9
New Orleans	W, 7-2
at Mississippi State	L, 2-4
at Mississippi State	L, 0-5
at Mississippi State	W, 6-1
Loyola-New Orleans	W, 21-6 (8)
Auburn	W, 6-5
Auburn	W, 20-3
Auburn	L, 8-14
at Arkansas	W, 11-3
at Arkansas	L, 5-6 (10)
at Arkansas	W, 6-2

SEC TOURNAMENT

HOOVER, ALA.

Arkansas	W, 5-4
Mississippi State	W, 7-2
Mississippi State	W, 17-5 (7)
Alabama	L, 3-10

NCAA REGIONAL

BATON ROUGE, LA.

Northeastern	W, 11-8
Tulane	W, 13-5
UNC-Wilmington	W, 9-8 (II)

NCAA SUPER REGIONAL

BATON ROUGE, LA.

Baylor	L, 1-4
Baylor	W, 6-5
Baylor	W, 20-5

COLLEGE WORLD SERIES

OMAHA, NEB.

Cal State Fullerton	L, 2-8
South Carolina	L, 10-11

@ - at Fair Grounds Field (Shreveport, La.)

- at Zephyr Field (Metairie, La.)

\$ - at Louisiana Superdome (New Orleans)

2004 (46-19) Coach Smoke Laval

NCAA Regional Champions

NCAA Super Regional Champions

College World Series - 7th place

at Central Florida	W, 4-3 (10)
at Central Florida	W, 17-4
at Central Florida	L, 5-6 (10)
UL-Monroe	W, 7-1
Jacksonville State	W, 6-1
Jacksonville State	W, 14-2
Jacksonville State	W, 19-1 (7)
Texas State	W, 10-1
Texas State	W, 2-1
Texas State	W, 13-2
at Tulane #	W, 6-0
Houston	W, 9-3
Houston	L, 5-10
Houston	W, 8-2
at UL-Monroe	W, 6-1
SE Louisiana	W, 7-1
SE Louisiana	W, 5-1
New Orleans	W, 14-0 (7)
at South Carolina	W, 6-3 (11)
at South Carolina	L, 5-12
at South Carolina	W, 12-7
at Centenary @	W, 9-3
Mississippi State	L, 3-7
Mississippi State	W, 11-6
Mississippi State	W, 14-3
at New Orleans	W, 12-5
at Auburn	L, 6-7 (10)
at Auburn	W, 5-3
at Auburn	W, 3-2
Tulane	L, 0-1
Arkansas	L, 8-11
Arkansas	L, 10-11 (10)
Arkansas	L, 5-7
Nicholls State	W, 9-3
SE Louisiana #	W, 9-3
Georgia	W, 6-5 (10)
Georgia	W, 10-2
Georgia	L, 4-12
at Southern	W, 21-10
at Tennessee	L, 6-8
at Tennessee	W, 11-5
at Tennessee	W, 11-1
Tulane \$	W, 9-5
Alabama	L, 2-8
Alabama	W, 2-1 (8)
Alabama	W, 9-2 (7)
at Kentucky	L, 3-10
at Kentucky	W, 11-8
at Kentucky	W, 15-4
Vanderbilt	W, 3-2 (10)
Vanderbilt	W, 7-6 (11)
Vanderbilt	L, 0-8
SE Louisiana	W, 16-2 (8)
at Ole Miss	L, 6-7
at Ole Miss	W, 11-4

at Ole Miss	W, 14-6
-------------	---------

SEC TOURNAMENT

HOOVER, ALA.

Florida	L, 4-5 (10)
Georgia	L, 0-1

NCAA REGIONAL

BATON ROUGE, LA.

Army	W, 9-0
Southern Mississippi	W, 6-2
College of Charleston	W, 11-3

NCAA SUPER REGIONAL

BATON ROUGE, LA.

Texas A&M	W, 11-8
Texas A&M	W, 4-0

COLLEGE WORLD SERIES

OMAHA, NEB.

Miami (Fla.)	L, 5-9
South Carolina	L, 4-15

- at Zephyr Field (Metairie, La.)

@ - at Fair Grounds Field (Shreveport, La.)

\$ - at Louisiana Superdome (New Orleans)

2005 (40-22) Coach Smoke Laval

SEC Western Division Champions

NCAA Regional Participants

Nicholls State	W, 12-1
Nicholls State	W, 19-2
Nicholls State	W, 6-3
UL-Monroe	W, 9-6
Arkansas-Little Rock	W, 4-2
Arkansas-Little Rock	W, 11-8
Arkansas-Little Rock	W, 15-9
at Houston	L, 1-2
at Houston	W, 11-5
at Houston	W, 8-1
at Centenary	L, 1-6
Alabama-Birmingham	W, 12-6
Alabama-Birmingham	W, 7-3
Alabama-Birmingham	L, 3-4
Tulane	L, 2-6
Arizona State	W, 6-5
Western Illinois	W, 10-8
Arizona State	W, 20-3
at Georgia	W, 8-2
at Georgia	W, 5-3
at Georgia	W, 6-4
Southeastern Louisiana #	W, 4-2
Auburn	L, 4-6
Auburn	W, 6-3
Auburn	L, 5-7
New Orleans	W, 18-10
at Alabama	L, 0-4
at Alabama	W, 11-2
at Alabama	L, 4-5 (13)
at Nicholls State	W, 3-2
Rice #	W, 8-2
South Carolina	L, 1-3
South Carolina	L, 1-5
South Carolina	L, 5-7
Northwestern State	W, 19-2
Ole Miss	L, 8-14
Ole Miss	W, 7-6
Ole Miss	W, 5-1
at Tulane #	L, 8-11
at Arkansas	W, 10-7
at Arkansas	W, 7-0
at Arkansas	W, 6-0
at Vanderbilt	L, 4-9
at Vanderbilt	W, 9-3
at Vanderbilt	W, 3-0
Southern	L, 5-9

Kentucky	W, 6-5
Kentucky	L, 1-7
Kentucky	W, 8-3
Tennessee	L, 2-9
Tennessee	W, 9-3
Tennessee	W, 14-4
at New Orleans	W, 7-5 (13)
at Mississippi State	W, 7-5
at Mississippi State	L, 3-5
at Mississippi State	W, 3-2

SEC TOURNAMENT

HOOVER, ALA.

Mississippi State	L, 2-9
Tennessee	L, 1-5

NCAA REGIONAL

BATON ROUGE, LA.

Marist	W, 14-5
Rice	L, 7-9
Northwestern State	W, 12-4
Rice	L, 4-5

- at Zephyr Field (Metairie, La.)

2006 (35-24) Coach Smoke Laval

North Florida	W, 11-1
North Florida	W, 4-0
North Florida	L, 3-4 (10)
Centenary	W, 15-3
Tennessee Tech	W, 9-6
Tennessee Tech	W, 7-2
Tennessee Tech	W, 8-3
Southeastern La.	W, 7-3
Temple	W, 4-1
Temple	W, 9-0
Temple	W, 14-4
Louisiana-Monroe	W, 8-5
Houston	L, 3-5
Houston	W, 7-0
Houston	W, 5-3
Tulane	W, 4-3
Stetson	W, 5-1
Stetson	W, 11-7
Stetson	L, 8-9
at Kentucky	L, 2-8
at Kentucky	L, 3-6
at Kentucky	W, 5-2
Southeastern La. #	W, 5-4
Mississippi State	L, 1-11
Mississippi State	W, 8-6
Mississippi State	L, 6-7 (10)
at New Orleans	W, 6-5 (11)
South Carolina	L, 2-12
South Carolina	L, 4-18
South Carolina	L, 1-2
Southern	W, 3-2
at Tennessee	W, 12-2
at Tennessee	L, 0-9
at Tennessee	W, 6-2
Northwestern St.	W, 12-0
Alabama	W, 7-6
Alabama	W, 8-6
Alabama	L, 6-17
at Tulane #	L, 5-12
at Ole Miss	L, 5-10
at Ole Miss	L, 3-11
at Ole Miss	L, 8-11
New Orleans	W, 7-2
Arkansas	W, 7-6
Arkansas	L, 2-4
Arkansas	W, 7-5
at Auburn	W, 4-3
at Auburn	W, 5-3
at Auburn	W, 8-2

Vanderbilt	W, 4-3
Vanderbilt	L, 4-19
Vanderbilt	L, 4-8
Rice #	L, 3-6
at Florida	W, 7-3
at Florida	L, 7-8 (10)
at Florida	L, 5-10

SEC TOURNAMENT

HOOVER, ALA.

Alabama	W, 4-3
Ole Miss	L, 1-12
Alabama	L, 3-8

- at Zephyr Field (Metairie, La.)

2007 (29-26-1) Coach Paul Mainieri

Saint Mary's	W, 4-3
Saint Mary's	W, 7-6
Saint Mary's	W, 6-2
at Stetson	L, 1-8
at Stetson	L, 1-14
at Stetson	W, 8-4
Northwestern State	W, 6-2
Central Florida	W, 4-1
Central Florida	W, 13-6
Central Florida	L, 4-5
Tulane	L, 3-8
Lipscomb	L, 6-7
Lipscomb	L, 7-10
Lipscomb	W, 8-4
at Centenary	W, 2-1
Southern Miss	W, 2-1
Southern Miss	W, 15-8
Southern Miss	L, 3-5
McNeese State	W, 6-3
at South Carolina	L, 0-5
at South Carolina	W, 6-5
at South Carolina	L, 5-9
Southeastern Louisiana	W, 5-3
Kentucky	L, 2-16
Kentucky	L, 5-6
Kentucky	T, 9-9 (8)
New Orleans	W, 6-3
at Alabama	W, 5-4
at Alabama	L, 2-5
at Alabama	W, 7-3
at Tulane #	L, 9-16
Auburn	L, 1-6
Auburn	L, 0-7
Auburn	W, 10-1
Mississippi Valley St.	W, 4-1
Ole Miss	W, 4-3
Ole Miss	W, 8-2
Ole Miss	L, 5-16
at New Orleans #	L, 4-5
at Mississippi State	L, 3-12
at Mississippi State	W, 6-5
at Mississippi State	W, 3-1
Tennessee	L, 1-7
Tennessee	W, 4-2
Tennessee	L, 9-10 (10)
Southern	W, 9-7
Nicholls State	W, 8-3
at Arkansas	W, 6-5
at Arkansas	L, 0-5
at Arkansas	W, 5-3
Florida	L, 3-19
Florida	L, 4-8
Florida	W, 9-4
at Vanderbilt	L, 1-4
at Vanderbilt	L, 2-6
at Vanderbilt	L, 2-6

- at Zephyr Field (Metairie, La.)

INTRO

THIS IS LSU

PREVIEW

TIGERS

COACHES

REVIEW

HISTORY

RECORDS

LSU

LSU Board of Supervisors



Dr. Jack A. Andonie
Metairie, La.
District 1



Tony Falterman
Napoleonville, La.
District 3



Dr. John George
Shreveport, La.
District 4



Hank Gowen, Jr.
Shreveport, La.
District 4



Hal Hinchliffe
Monroe, La.
District 5



Stanley J. Jacobs
New Orleans, La.
District 1



Alvin Kimble
Baton Rouge, La.
District 6



Louis Lambert
Prairieville, La.
District 6



Laura A. Leach
Lake Charles, La.
District 7



Ben W. Mount
Lake Charles, La.
Member at Large



Dorothy "Dottie" Reese
New Orleans, La.
District 2



James P. Roy
Chairman-Elect
Lafayette, La.
District 7



Jerry E. Shea, Jr.
Chairman
New Iberia, La.
District 3



Charles S. Weems III
Alexandria, La.
District 5



Rod West
New Orleans, La.
District 2



Cassie Alsfield
Baton Rouge, La.
Student Representative



Dr. John V. Lombardi

President, Louisiana State University System



Dr. John V. Lombardi is the fifth individual to serve as the President of the Louisiana State University System. As its Chief Executive Officer, Dr. Lombardi oversees 10 campuses in five states as well as 10 public hospitals located throughout the state. He is also a Professor of History at Louisiana State University and Agricultural and Mechanical College.

Dr. Lombardi was born in Los Angeles, California and attended Pomona College where he earned his bachelor's degree. He received his M.A. and Ph.D. degrees in history from Columbia University. He joined the faculty in the Department of History at Indiana University, where he later served as Dean of International Programs and Dean of the College of Arts and Sciences. In 1987, he became Provost and Vice President for Academic Affairs at the Johns Hopkins University. From 1990-1999, Dr. Lombardi was President of the University of Florida. Prior to his appointment as President of the LSU System, he served as Chancellor of the University of Massachusetts Amherst.

He is a Latin American historian, with a special interest in Venezuela. Dr. Lombardi is also one of the country's foremost authorities in higher education, serving as Co-Editor of *The Top American Research Universities*. He is the author of numerous professional publications, and along with his wife, Cathryn, co-authored a teaching atlas on Latin American History. He has taught courses in history, intercollegiate sports, and university management.



Dr. John Lombardi addresses the LSU Board of Supervisors at his introductory Board meeting on July 13, 2007.

INTRO

THIS IS LSU

PREVIEW

TIGERS

COACHES

REVIEW

HISTORY

RECORDS

LSU



Dydia DeLyser

Faculty Athletics Representative

Dydia DeLyser, an associate professor in the Department of Geography and Anthropology, begins her first year as LSU's Faculty Athletics Representative.

DeLyser, a native of Santa Monica, Calif., received a bachelor's degree in 1992 from UCLA and earned her master's and doctoral degrees from Syracuse University.

DeLyser arrived at LSU in August 1998 as an instructor before becoming an assistant professor one year later. She was designated as an associate professor in August 2005.

In terms of her research, DeLyser is a cultural-historical geographer. Her work has been both ethnographic and historical, and most of it has been about how landscapes help make the past meaningful in the present.

Most of her published research has focused on two different studies. One was a many-year ethnographic study of a ghost town in California where she examined how images and ideas about the American mythic West became meaningful to the tourists who visited the town. The second

was a historical study that examined a 19th century novel and how it changed the way people understood (and still understand) southern California's past.

Her current research concerns early women aviators and how they used their practices of flying to advance feminism in the post-suffrage era.

DeLyser teaches graduate courses in cultural geography, qualitative research, and academic and professional writing. She also teaches undergraduate courses in cultural, feminist, and urban geography, and an introductory world-regional geography course.

DeLyser is a first-generation American — her parents were Dutch immigrants — and English is actually her second language. She also has language abilities in Russian and Spanish.

DeLyser's hobbies include driving/riding antique cars and motorcycles. She is also a licensed pilot and co-owns a Citabria, which is a two-seat aerobatic airplane.



Dr. William L. Jenkins

President Emeritus, LSU System
Acting Chancellor

Dr. William L. Jenkins, who served as President of the LSU System (1999-2007) and as Chancellor of LSU (1996-99), was appointed to the position of Acting Chancellor in January 2008. Dr. Jenkins will serve in that capacity until a new Chancellor is approved by the LSU Board of Supervisors.

A native of South Africa, Dr. Jenkins studied at the University of Pretoria, where he received his professional veterinary medicine degree in 1958 and specialist credentials in 1968. He received his Ph.D. degree from the University of Missouri, Columbia, in 1970. After practicing veterinary medicine for four years, he joined the faculty at the University of Pretoria, advancing through the ranks to become professor and head of the Department of Veterinary Physiology, Pharmacology, & Toxicology in 1971.

He moved to the United States in 1978 and joined the faculty in the Department of Veterinary Physiology & Pharmacology at Texas A&M University. He was appointed dean of the LSU School of Veterinary Medicine in 1988, and was named LSU's provost and vice chancellor for academic affairs in September 1993.

When he was appointed LSU's fifth chancellor in November 1996, Dr. Jenkins reorganized the campus administration to be more effective and more responsive, and oversaw the development of a strategic plan to guide the University in its preparation for the challenges of the next century.

Over the years, Dr. Jenkins has received numerous teaching and service awards and recognitions, having been named the 1997 Communicator of the Year by the Public Relations Association of Louisiana and a Distinguished Alumnus by the University of Missouri in 1999. The regional chapter of Toastmasters International also presented him with its 1999 Communication and Leadership Award, and he was awarded the Vision of Excellence Award 2000 by the New Orleans Regional Chamber of Commerce and the New Orleans Chapter of MetroVision. In addition, the University of Pretoria awarded an honorary doctoral degree to Dr. Jenkins in September 2000.

Dr. Jenkins has been active in continuing education and has delivered more than 150 lectures and addresses to diverse groups in both the United States and abroad. He has taught extensively at both the professional and graduate levels. He has published more than 60 scientific articles and has contributed 15 chapters to various textbooks. He is co-author of a textbook on veterinary pharmacology.

Dr. Jenkins has been and continues to be a member of many professional organizations and select committees. Most recently he served on the National Institute of Health's Alcohol Abuse and Misuse on College Campuses Committee and on a special Steering Committee of the Southern Association of Colleges and Schools to review accreditation criteria for colleges and universities. Dr. Jenkins also is a member of the National Association of State Universities and Land Grant Colleges' Committee on Food and Society and currently serves on the Governor's Advisory Commission on Coastal Restoration and Conservation.

His current community engagement includes serving on the boards of the Louisiana Endowment for the Humanities, Greater Baton Rouge Chamber of Commerce, Academic Distinction Fund, Council for a Better Louisiana, Arts Council of Greater Baton Rouge, The Nature Conservancy of Louisiana, and the Baton Rouge board of the National Conference for Community and Justice.

Dr. Jenkins and his wife, Peggy, have four children - Sharon, Gwynn, Anthea and Warren - and nine grandchildren.



"With campuses throughout the State and a public hospital system that impacts the lives of millions of our citizens, the LSU System is a critically important part of the State's economic, social, and educational fabric. With an international reputation for research, teaching, and service, our institutions provide an exciting place to study, to learn, and to experience college life at its best."

- Dr. William L. Jenkins,
LSU System President Emeritus and Acting Chancellor



The Southeastern Conference

Setting the Standard for Intercollegiate Athletics in Baseball

The Southeastern Conference, with its storied 74-year history of athletic achievements and academic excellence, has built perhaps the greatest tradition of intercollegiate competition in baseball of any league in the country since its inception in 1933.

The SEC posted another tremendous season in 2007 as the conference had five teams earn selection to NCAA postseason play and Mississippi State advanced to the College World Series. A SEC squad has now appeared in the College World Series 22 of the last 23 years. Four SEC teams were selected as NCAA opening-round host sites, while Mississippi State shattered Super Regional attendance records a week later. Vanderbilt won the SEC tournament title over Arkansas. Vanderbilt won the SEC regular-season title with a 22-8 conference record.

The Southeastern Conference boasts 11 former National Players of the Year (Vanderbilt's David Price won in 2007), nine Baseball America Coach of the Year and seven Collegiate Baseball Coach of the Year honors. 133 student-athletes have been named first-team All-American, seven of which came in 2007.

In 2007, 42 former SEC players were listed on MLB opening day 25-man rosters. Ten SEC players were taken in the first round of the 2007 Major League Baseball Amateur Draft, including the first pick overall. Vanderbilt's David Price was the first overall pick of the draft by the Tampa Bay Devil Rays. Florida's Matt Laporta was seventh by Milwaukee, Casey Weathers of Vanderbilt was eighth by Colorado, J.P. Arencibia of Tennessee was 21st by Toronto and Arkansas' Nick Schmidt was 23rd by San Diego. Tennessee's Julio

Bourbon and James Adkins, Josh Donaldson of Auburn, Tommy Hunter of Alabama and Mississippi State's Edward Easley were all taken in the supplemental first round of the 2007 Major League Baseball Draft. With those ten selections, the SEC has now had a first round selection in each year since 1991 and 68 total in the first round during that time.

The SEC drew a record-high 1,686,932 fans to its on-campus ballparks in 2007, double that of the next closest conference. Seven SEC teams drew in excess of 100,000 fans to their parks in 2007. The SEC averaged a new league-high 4,134 fans per game in 2007. In addition, for the first time in league history, all 12 SEC schools averaged more than 1,500 fans per game.

Notes

- The SEC has sent 34 teams to the College World Series since 1990. That was accomplished despite no SEC teams making the field in 1992. LSU has been to Omaha 10 times and Florida, Georgia and Mississippi State four times, while Alabama, South Carolina and Tennessee have been three times each. Auburn has been once, while Arkansas also advanced in 2004.

- SEC teams have won six of the last 18 national championships, with LSU winning five (1991, 1993, 1996, 1997, 2000) and Georgia claiming the 1990 title. The SEC has finished runner up three times in that time, 1997, 2002 and 2005.

- SEC teams are 61-59 since 1990 in Omaha, a 50.8 winning percentage. Not counting games against each other, the SEC has a 46-45 record in the CWS since 1990, a 50.5 winning percentage.

- The SEC has played 25 games in the "Final Four" of the College World Series since 1990, an average of 1.4 per year. Only five times, 1992, 1994, 2003, 2006 and 2007 has the SEC failed to get a team to the "Final Four" of the CWS.

- The SEC has averaged nearly eight games played per year in the College World Series since 1990. In 2004, 12 of the 15 games played in Omaha involved a SEC team. In 1997, the SEC had a team in 13 of the 14 games played in the CWS. Since 1990, an SEC team played in 105 of the 254 games played in the College World Series, an amazing 41 percent of games.

- The SEC has sent nine of its 12 schools to the College World Series since 1990 - Alabama, Arkansas, Auburn, Florida, Georgia, LSU, Mississippi State, South Carolina and Tennessee.

- Since 1990, 113 SEC squads have been invited to the NCAA Tournament, an average over six per season. The SEC set yet another NCAA record in both 2004 and 2005 with nine teams earning postseason births. The SEC also had a NCAA-record five teams earn regional host sites in 2004 and 2006.

- The SEC has had an NCAA-high 10 different teams compete in the 56-year history of the College World Series. In those appearances, the conference has registered a 83-100 record, a 45.4 winning percentage.

- Since 1990, 23 SEC squads have posted 50+ win seasons, while 86 have won 40+ games in a season, including four teams in 2007.

- The SEC posted a 233-90 record against non-conference foes in 2007, a 72.1 winning percentage. Since 1990, the SEC has accumulated a 4298-1626-4 record against non-conference teams, a 72.5 winning percentage.

- SEC teams have also been strong in the polls. Since 1990, 85 conference teams have appeared in the final Baseball America poll, 90 in the final Collegiate Baseball poll and, since 1992, 82 in the final ESPN Coaches poll.



Throughout its 75-year history, the Southeastern Conference has been a leader in the integration of athletic competition and higher education.

Since its formation in 1933, the SEC has achieved both stature and stability by designating governing/voting power to the presidents of the member institutions. They have determined the policies of the conference and through the years this involvement has been the principal source of strength in the evolution of the SEC.

Intercollegiate athletics has encountered many challenges in the 1990s and again the SEC provided guidance. In 1993, the member institutions adopted The Principles of Gender Equity. Committed to increasing the quantity and quality of women's athletic opportunities, each school provides at least two more women's intercollegiate programs than the number of men's.

Faced with the task of conference realignment after competing with 10 members since 1966, the SEC welcomed the University of Arkansas and the University of South Carolina in 1991.

SEC schools began athletic competition with one another almost 100 years ago as members of the Southern Intercollegiate Athletic Association.

Seven institutions (Alabama, Auburn, Georgia, Georgia Tech, North Carolina, Sewanee and Vanderbilt) attended the SIAA organizational meeting of faculty representatives in Atlanta in 1894.

Basketball moved quickly to the South as Vanderbilt was playing at the Nashville YMCA in 1893, just two years after Dr. James Naismith originated the game at Springfield (Mass.) College. Basketball became an intercollegiate sport in 1901 and in 1908 Vanderbilt was meeting Columbia and Yale intersectionally.

The seven-member SIAA expanded to 19 institutions in 1895 and by 1920 there were 30 members.

The larger schools reorganized as the Southern Conference in 1920. Despite an original limit of 16, the membership grew to 23 by 1928.

The 13 members west and south of the Appalachian Mountains reorganized as the Southeastern Conference at the annual SC meeting in 1932. The 10 coast members remained in the Southern Conference. Charter members of the new conference were: Alabama, Auburn, Florida, Georgia, Georgia Tech, Kentucky, LSU, Mississippi, Mississippi State, Sewanee, Tennessee, Tulane and Vanderbilt. (Sewanee withdrew in 1940, Georgia Tech in 1964 and Tulane in 1966).

The first SEC champions were crowned in 1933 in four sports (baseball, basketball, football and outdoor track). The league's inaugural championship event was a basketball tournament in Atlanta in 1933. Records show the first men's team title for cross-country was awarded in 1935, while golf and swimming were added in 1937. The league later began hosting championships in tennis (1953) and indoor track (1957).

In the 1979-80 academic year SEC championships for women were recognized in basketball, tennis and volleyball. The following year golf, gymnastics, swimming and track and field were added. The administration of women's athletics officially came under the auspices of the conference office in 1984.

The SEC currently regulates nine men's sports and 11 women's sports: Men—baseball, basketball, football, golf, swimming, tennis and track (cross country, indoor and outdoor). Women—basketball, golf, gymnastics, soccer, softball, swimming, tennis, track (cross country, indoor and outdoor) and volleyball.



The SEC office is located in Birmingham, Ala.



Michael L. Slive
Commissioner

SEC Commissioner

The office of the commissioner was formed in 1940 in Jackson due to the great amount of detail work developing, especially in recruiting and eligibility. Former Mississippi Governor Martin S. Conner took office as commissioner Aug. 21, 1940. Conner later became ill and the secretary of the conference, Dean N.W. Dougherty of Tennessee, served as acting commissioner during the fall of 1946.

The office moved to Birmingham with the appointing of Bernie H. Moore as the second full-time commissioner on Feb. 21, 1948. Moore, a former LSU coach, guided the SEC to national respect in his 18-year tenure. A.M. (Tonto) Coleman succeeded Moore upon his retirement April 1, 1966. The Alabama native, who was reared in Texas and experienced in athletic coaching and administration, served six and a half years.

Dr. H. Boyd McWhorter, then Dean of Arts and Sciences at Georgia, secretary of the league since 1967, accepted the position upon the retirement of Coleman Aug. 1, 1972. Under his leadership the SEC experienced

unparalleled growth. In McWhorter's first year the SEC distributed \$1.57 million and 14 years later (1986), the league distributed \$15 million in revenue to the member institutions.

Dr. Harvey W. Schiller, an Air Force colonel and faculty chair at the U. S. Air Force Academy, followed McWhorter upon retirement, taking office Sept. 15, 1986. Under his guidance the SEC established itself as a leader in the areas of athletic scholarship and marketing.

Roy F. Kramer succeeded Schiller on Jan. 10, 1990. Kramer, who has served on numerous NCAA committees, joined the league office after spending 12 years as athletic director at Vanderbilt. Kramer held the office of Commissioner for more than 12 years before retiring in the summer of 2002.

Michael L. Slive, who served as Commissioner of Conference USA for seven years, was appointed the seventh Commissioner of the Southeastern Conference on July 2, 2002.



LSU Alumni Games have featured several former Tigers that are active in pro baseball.

L **SU Baseball Alumni** are former players, coaches, trainers and equipment managers who organize functions to benefit the LSU Baseball program.

LSU acknowledges the rich tradition of values in its baseball program. LSU Baseball Alumni seek to pass along to future students and athletes the sense of community, the sense of family, the element of teamwork and the camaraderie learned as members of the LSU Baseball program, and to further commit to Louisiana State University their loyalty and appreciation.

Prior to the 2008 season, LSU Baseball played host to the First Pitch Banquet, which featured Hall of Fame

manager Tommy Lasorda as its guest speaker. The event honored the members of LSU's 1991 and 1993 national championship teams.

The baseball program also welcomed its former players back to the LSU campus in October 2007 with the annual Alumni Golf Tournament. An Alumni Crawfish Boil is scheduled to take place in April at Alex Box Stadium.

LSU Alumni also participate in the YMCA Baton Rouge Kids' Baseball Clinic each February in Alex Box Stadium. The event is a free instructional clinic conducted by an All-Star list of current and former professional players, scouts and coaches.



Former MLB infielder Todd Walker (right) played in the 2004 Alumni Game.



Chicago Cubs shortstop Ryan Theriot (left) with current Tiger Nicholas Pontiff during the 2006 Alumni Game.



Former Tigers who have been active in professional baseball regularly participate in LSU Baseball Alumni events. Enjoying the annual Alumni golf tournament are Randy Keisler, Brad Cresse, Brian Tallet and Kurt Ainsworth.

Alumni Directory

on LSUSports.net

Attention Alumni! LSU Baseball needs your help! LSU has set up an easy way for you to stay in touch with the program and the proud tradition you helped to establish.

Simply go to the website at www.lsusports.net and click the TEAMS menu. Then click BASEBALL from the drop-down menu and click the ALUMNI ONLY button at the right. From there, just fill in your information and hit Submit. If you'd like, include your work information, cell number, family information, birthdate and any other info in the space provided.



The LSU Baseball Coaches Committee is proud to be a part of the Tiger Baseball Program. The group is comprised of men and women who have joined together to support LSU Baseball. Coaches Committee funds have assisted the baseball program in purchasing equipment and making numerous improvements to Alex Box Stadium. Three different membership levels give fans an opportunity to be closely involved with the success of LSU Baseball. For information on joining the Coaches Committee, call the LSU Baseball office at (225) 578-4148.

GOLD LEVEL

David Arrighi Sr.
Marvin Bankston
Russell Bankston
Carl Benedict
Barry O. Blumberg
David Bondy
Chip Burr
Steve & Bobbye Cantu
Dr. Charles Carville, DVM
Joe Cefalu, MD
Dr. Nick Cefalu
Ronny Champlin
Lane Chenevert
Joe Clements
Sharon Corkern
Brian Dearing, MD
Claude Derbes
Brian N. Dyess
Leonard Forstall
Kenneth Futch
Billy Guitreau
Mike Hollander
C. Frank Holthaus
Reuben Klibert
William S. Kubricht, M.D.
Charles A. Leblanc, M.D.
Bob Leitner
Marty Luther
Lester A. McLin Jr.
Dan McNamara
Frank Miller
Charles Minyard
Reynolds Moran
TJ Moran
Harry J. Morel, Jr.
Dr. Greg Mula
Robert J. Muller, MD
Steve O'Brien
Bob Pearson
Ken Russell
G. Allen Penniman Jr.
Jimmy T. Sessions
Steven Sherman
Derrick Spell, MD
J.K. Stringer
Steve Stumpf

PURPLE LEVEL

Doug Allen
Randy Aucoin
Ed Bourgeois
Charles Fred Burley
Ann & Press Campbell
Mike & Teresa Curtis
John B. Edwards
Ernest R. Eldred
Stephen Erwin
Jimmy Guidroz
Richard Helmer
Brennan Kelsey
Sam Lavergne
Oscar Lejeune
Richard D. McShan
Hillar Moore
Charles A. Radcliff

Timothy Ricketts
Mike Serio
Thomas G. Smart
Johnny Suchy
Geary Vance
Perry Verret
Otey White
D.E. "Woody" Woodrow

PINSTRIPLE LEVEL

Sterling Abernethy
JP Accardo
Louis Achée
Oliver Ainsworth
John Anderson
Dr. Jack A. Andonie
John Arbour
Keith Arceneaux
Dennis Aucoin
Jody Autery
Richard Babin
John Bahlinger
Omar Banos
Thomas A. Barfield
Michael Barish
Rick Barrios
Mary Ann Barton
Patrick Beach
Henry Bearmann Jr.
Doug Bennett
J.W. Bennett
Judy Betz
Keith Bischoff
Bryce Blades
Nick Blanc
Dean P. Blanchard
Gerald P. Blanchard
Mike Blanchard
Steve G. Bokun
Howard Bolton
Ronny Bonneau
Roland Boudreaux
James Bourg
Millard Bourgeois
Donald Bradford
Hal Brannan
Jack Breaux Jr.
Thomas Breaux Sr.
Joseph Britt
Wayne Broussard
Brenda Brown
Dr. Hugh W. Buckingham
Dr. M. J. Bullock Jr.
Kent Burgess
William Burton
Darlene Bush
Barry L. Byrd
Michael Caldwell
Harold Canchola
Phillip Cancilleri, Jr.
Jim Carver
Donald Chaney
Janet Chighizola
Taylor Clark
Arthur G. Cleveland

Keith Constantino
R. Dean Cooper
Gregg Cordaro
Charles E. Corkern
Doug Cossman
F. Baron Craft
Gerald W. Creed
Vicki Crochet
Lora B. Cross
Pat Cuntz
Charles Currier
Phyllis Cutrer
Danny A. Daniel Sr.
Danny A. Daniel Jr.
Willis M. Daniel
Michael J. David
Peter Davis
Donald P. Decell
Wayne Decoteau
Kevin Denoux
Dick Derbes
John T. Desselle
William Dill
James Dixon
Tara Dixon
James Dore
Ken Doucet
Richard Doughty
James Dousay
Robert W. Dugas, M.D.
Marvin Dugas
Mark Dupree
Barbara Ann Eaton
Jerry Eggert

Jim Ellis
Suzanne Elmer
Tony Ezernack
Hershel Falcon
Lester Falgoust
Dan Faulk
Robert E. Feldman, M.D.
Cary Fontenot
James Fontenot
Matthew Forest
Bruce Frank
Jimmy Gaidry
Lucy Garrison
Glynn R. Gautreau
Joe Gerdes
Donald Ghère
Lester L. Gibson
Wally Gladney
E.R. Glasgow Sr.
Ray Glasgow
Dr. Tom Graves
Louis Green
Michael L. Green
Matt Gruver
Frank S. Guarisco
Nicole M. Guerin
Doug Guidry
Glenn Guidry
Chris Guillot
Don Gustafsson
Buddy Hair
Duz Hamilton
R. Bruce Hammatt
Marty Haydel

Richard Haydel
Anita Haywood
Clay Hedberg
Stan Heine
Albert L. Hermann
Bob H. Hester
John L. Hillman
Jay Hogue
Woodrow Holloway
James D. Hughes
Doug Hunter
Terry Irby
Richard Istre
Ronald Jackson
Boyd Jeffers
Binky Julian
David Kelly
Robert King
Larry Kinlaw
Delos L. Knight, Jr.
Henry Lacinak
Donnie E. LaCombe
Maurice Laiche
Hal Lancon
John Langlois Sr.
Cammie A. Lapenas
Christian Lapeyre
Buddy Leblanc
Ronald Leblanc
Mike Lee
Robbie Lee
David LeRay
Mark Levert, Jr.
Richard Lipsey



Hall of Fame manager Tommy Lasorda served as master of ceremonies for LSU Baseball Celebrity Fun-tastic Night II, a fund-raising event sponsored in 1992 by the Coaches Committee.

Susan Lipsey
Dr. Joe Liuzzo
Johnny R. Luneau Sr.
Jim Malmberg
Tony Marabella
John Marie
Frank D. Marques
Jorge A. Martinez, MD
Arliss McClendon
Kevin McDugle
Dan B. McGrew
John McKay
McKneely Funeral Home
Joey Melancon
Robbie Menesses
Catherine Messenger
Clyde Messenger
Andrew Messina
Frank Middleton III
Jayne L. Middleton
Vernon P. Middleton
David Mills
Michael Mix
Mark Monroe
A.T. Montagnino, Jr.
Leah C. Moore
Jessie Mulkey
John E. Murphy Jr.
Chrystal N. Musgrove
Carl Nayden
L.P. Neumann Jr.
Mike Odom
Marvin O'Neal
Jerry Padgett
Charles Parker
Terry Passman

Russell Payne
Carl W. Peavy
G. Allen Penniman Jr.
Charles Perrault
Shawn Perret
Dudley Perry
Elizabeth Perry
Eric O. Person
Roy Pickren
Gwen Pine
Neal T. Poche
Wally Pontiff Sr.
Loyson Porta
Arthur Pourciau
Eddie Pullaro
Scott Purdin
Frank Ragsdale
Sam Raney
Ronnie Rantz
Tom Ranzino
Michael Rawson
Gene Reagan
Michael Reynolds
Charles Richardson
Philip Rivere
Robert L. Roland
Michael Romeo
Keith Russell
Gerard Ruth
Michael Ruth
Kenneth R.
Sandberg, Jr.
Craig Schimpf
A.C. Scott
Chad Scott
Skyler Scott

Louis Selig
Mike Shelton
Jodi C. Silvo, M.D.
Becky Simmons
Joseph Simmons
Chip Simon
Rusty Simoneaux
Fred Smith
Robert L. Smith
Robert Smith
Glenn Sotile
Brian J. Staggs
Charles Steele
Prentiss Stevens Jr.
Wayne Stofsky
Marvin E. Stuckey, M.D.
Sonny Suggs
L.G. Talbot
Robert Taylor
Sterling Temento
Jim Terrell
Herman Thibodeaux
Michael Thibodeaux
Phillip C. Thibodeaux
Frederick Y. Tillery
Timothy Toler
Michael Tonguis
Steve Tope

Robert Trahan
Mack Truluck
Douglas E. Varnado
Wayne Varnado
Ernie Verges
Sheldon Vice Sr.
Dennis Vidrine
Michael L. Vincent
Dennis J. Walczak
Bob Waltman
Steve Ward
Buddy Webre
Chester Welch
Marion L. Welch
Rita Werner
Glynn R. West
John White
Robert John White
Jean Wilcox
Bobbie Williams
Lee Terry Williams
B. Lehman Williamson
R. Woodrow Wilson, Jr.
Railler Wiltz
Patricia Womack
Carolyn Wright
Susan Yeoman
Randy Zinna

INTRO

THIS IS LSU

PREVIEW

TIGERS

COACHES

REVIEW

HISTORY

RECORDS

LSU



ESPN interviewer and Las Vegas personality Roy Firestone performed his sports-oriented variety show as part of a fund-raiser sponsored by the Coaches Committee on December 11, 1998.



Coaches Committee funds have helped make Alex Box Stadium one of the nation's finest college baseball facilities.



Tailgating is a time-honored tradition for LSU baseball fans.



Sports Museum

JACK & PRISCILLA ANDONIE

The Jack and Priscilla Andonie Museum is home to LSU's athletics history. The museum, located at the Lod Cook Alumni Center on LSU's campus, is full of artifacts and memorabilia from the Andonie's personal collection gathered by the couple over the past three decades. The museum features more than 115 precious pieces of LSU memorabilia. Among these are the 1926 program of the dedication of the campus; the 1936 Sugar Bowl program signed by Governor Oscar K. Allen; Chinese Bandits' hats, jerseys and game ball of the 1958 National Champions; Shaquille O'Neal's and Pete Maravich's jerseys and game shoes; coach Skip Bertman's championship game uniform; the Tiger Band's national championship trophy; coach Dale Brown's favorite game tie; coach Nick Saban's Sugar Bowl headphones; and the 2003 national championship signed game ball.

Twenty-four wall mounted TVs simultaneously broadcast music videos of the Tiger Band, Cheerleaders, Golden Girls, significant LSU Sports moments, and campus scenes from the 1930s, 40s and 50s. These videos are synched to the wonderful music of the LSU Band and were created exclusively for the Andonie Museum. A movie screen is installed across the corridor entrance displaying the 2004 Nokia Sugar Bowl and highlights of the 2003 championship football season.

Twenty-two huge purple and gold banners add bursts of color to the museum's wall displays. These banners provide information about legendary coaches Paul Dietzel and Charles McClendon. The banners also pay tribute to LSU's SEC and national championship teams.



Amenities

- ▶ 54 sports displays
- ▶ 24 large wall-mounted television screens
- ▶ 13,000 LSU artifacts and memorabilia
- ▶ Numerous kiosk displays

Museum Hours

FREE ADMISSION

Mon. - Fri. 9 a.m. - 4:30 p.m.
Sat. & Sun. 1:30 - 4:30 p.m.

Athletic Facilities

INTRO

THIS IS LSU

PREVIEW

TIGERS

COACHES

REVIEW

HISTORY

RECORDS

LSU



Tiger Stadium

Football

Built - 1924 • Capacity - 92,400

Largest Crowd - 92,910 vs. Florida on October 6, 2007



Pete Maravich Assembly Center

Men's and Women's Basketball, Volleyball and Gymnastics

Built - 1971 • Capacity - 13,472

Largest Crowd - 15,694 (MBKB vs. Ole Miss on Feb. 25, 1981)



Alex Box Stadium

Baseball

Built - 1938 • Capacity - 7,760

Largest Crowd - 8,683 vs. Houston on March 6, 2004



Bernie Moore Track Stadium

Men's and Women's Outdoor Track & Field

Built - 1969 • Capacity - 5,680

Largest Crowd - 3,947 on June 1, 2001 (NCAA Championships)



Tiger Park

Softball

Built - 1996 • Capacity - 1,000

Largest Crowd - 2,326 vs. Tennessee on April 28, 2007



Soccer Complex

Women's Soccer

Built - 1996 • Capacity - 1,500

Largest Crowd - 2,160 vs. McNeese State on Sept. 14, 2007



W.T. "Dub" Robinson Stadium

Men's and Women's Tennis

Built - 1970 • Capacity - 550



Natatorium

Men's and Women's Swimming & Diving

Built - 1985 • Capacity - 2,200

LSU ATHLETICS Championship TRADITION

BCS National Champions



Football

The LSU football team defeated Ohio State, 38-24, in the 2008 Allstate BCS National Championship Game to become the first program to claim two BCS National Championships.

The Nation's Elite Teams

Women's Basketball

The Lady Tigers advanced to the program's fourth straight NCAA Final Four with tournament victories over UNC Asheville, West Virginia, Florida State and top-seeded Connecticut. LSU also posted a 30-8 overall record in 2006-07 and went 10-4 in the SEC. The 30 wins marks the third straight season with at least 30 wins.



Men's and Women's Track and Field

The LSU track and field teams enjoyed an incredible 2007 season under third-year head coach Dennis Shaver. The Lady Tigers were the NCAA runners-up during both the indoor and outdoor seasons, while the Tigers finished as the NCAA runner-up during the outdoor season. In addition, the LSU women won their first SEC Outdoor title since 1996 with a victory at the SEC Outdoor Championships.



How the West was Won ...

LSU In 2007 became the first school to claim the SEC Western Division title in all three fall sports.



Football

The football team went 12-2 during the season and won the West with a 6-2 record.

Volleyball


The volleyball team posted a 25-8 overall record, including a 15-5 record in the SEC to claim the program's third-straight Western Division crown.

Soccer

Soccer was 12-5-7 overall and recorded a 5-2-4 mark in the SEC to win the program's first Western Division title.

2006-2007 IN REVIEW

Elite Athletes



«Sherry Fletcher

WOMEN'S TRACK & FIELD

Sprinter Sherry Fletcher became the fourth Lady Tiger all-time to win an NCAA title in the 100-meter dash after clocking a personal best time of 11.20 seconds in the final to win gold at the 2007 NCAA Outdoor Track and Field Championships. She is now in select company as she joins Dawn Sowell (1989), Esther Jones (1990) and D'Andre Hill (1994, 1995) as the only NCAA champions in the 100 meters in the program's storied history.

Marina Skender

VOLLEYBALL

A two-time All-SEC selection, the outside hitter has led the Tigers to three-straight SEC Western Division titles and NCAA Tournament appearances. Skender led the conference and ranked sixth in the NCAA in service aces per game, while also recording a school record for attempts per game.

Killian Roessner

SOFTBALL

A first-team All-American and National Catcher of the Year in 2007, Roessner led the SEC with 19 runners caught stealing and tied for the league lead with four runners picked off. In addition to her outstanding play behind the plate, she hit .354 for the season with 15 doubles, six home runs and 36 RBIs.

Jared Bradford

BASEBALL

Right-hander Jared Bradford enjoyed an excellent 2007 season, as he was named second-team All-SEC and second-team ABCA All-South Region. He completed the season with a 10-4 mark, tying for the most victories among SEC pitchers. Bradford also led LSU with five saves, and posted either a win or a save in 10 of LSU's 12 SEC victories.

Kelly Phelan

GYMNASTICS

Phelan finished her gymnastics career as a three-time All-American after earning first-team recognition on the beam and floor during her senior season. She was also named a Scholastic All-American as well as a Coca-Cola Community All-American.

Megan Falcon »**WOMEN'S TENNIS**

Sophomore Megan Falcon notched an impressive 38-3 overall record in her first collegiate season. Ranked No. 2 in the country, Falcon was named an ITA All-American and SEC Player of the Year. She was also named ITA National Co-Player to Watch and Louisiana Newcomer and Player of the Year. She held a 28 match winning streak as she became the first player in women's tennis history to reach the NCAA semifinals.

Danny Bryan**MEN'S TENNIS**

Danny Bryan received ITA All-America and first-team All-SEC honors in 2007. He finished the season ranked No. 4 in doubles with partner Colt Gaston. Bryan and Gaston tallied an impressive 24-4 record on their way to the NCAA Doubles quarterfinals. Bryan represented the tennis team well in the community as he received the 2007 ITA/Arthur Ashe Jr. Award Leadership and Sportsmanship.

JaMarcus Russell**FOOTBALL**

JaMarcus Russell departed LSU after his junior season and was the No. 1 pick of the 2007 NFL draft after having his most successful and productive season with the Tigers. The Mobile, Ala., native guided LSU to a 11-2 record, including a Sugar Bowl victory over Notre Dame. Russell threw for 3,129 yards and 28 touchdowns as a junior and guided the Tigers in two come-from-behind wins.

Julius Gloeckner**MEN'S SWIMMING & DIVING**

Julius Gloeckner owns more school records than any other swimmer in school history and was a NCAA All-American in his first two seasons.

Hali Saucier**WOMEN'S SWIMMING & DIVING**

Hali Saucier was the most decorated athlete at LSU academically. She was the SEC H. Boyd McWhorter Finalist, an NCAA Postgraduate Scholarship recipient and an ESPN Academic All-American. She also earned 2007 NCAA All-America honors and was the 2007 NCAA Regional 3-meter Champion.

Isa Phillips**MEN'S TRACK & FIELD**

Hurdler Isa Phillips became the first LSU athlete since Billy Hardin in 1964 to win an NCAA title in the 400-meter hurdles as he won the event at the 2007 NCAA Outdoor Track and Field Championships. His time of 48.51 seconds in the final shattered his previous personal best and moved him into the No. 2 spot on the school's all-time performance list.

Sylvia Fowles »**WOMEN'S BASKETBALL**

As a junior, Sylvia Fowles earned Kodak and John R. Wooden Award All-America honors as well as first-team honors from ESPN.com and the USBWA. The 6-6 center helped guide the Lady Tigers to a fourth straight NCAA Final Four appearance and a 30-8 record in 2006-07 and averaged 16.9 points and 12.6 rebounds, earning first-team All-SEC honors as well.

Glen Davis**MEN'S BASKETBALL**

Glen Davis earned first-team All-SEC honors after leading the team in scoring with 17.7 points and rebounding with 10.4 per game.

Melissa Eaton**WOMEN'S GOLF**

Melissa Eaton led LSU in stroke average for the second straight year. She completed her third straight season with a 75 stroke average to help guide the Lady Tigers to the NCAA Regional.

Chelsea Potts**SOCCER**

Defender Chelsea Potts established herself as one of the top young center backs in the country with her play during the 2006 season. Potts became the first Tiger to receive All-America recognition as she was named a Soccer Buzz Second-Team Freshman All-American following the season, while she was also named second-team All-SEC and a member of the SEC All-Freshman Team.

**Chris Wells ^****MEN'S GOLF**

Chris Wells capped a stellar career in the purple and gold in 2007 as he earned All-SEC recognition for the second time after leading the Tigers with a 73.0 stroke average for the season. He was also a three-time first-team All-Louisiana selection by the Louisiana Sports Writer's Association, as well as a two-time member of the PING All-Southeast Region Team during his career.

**44 National Team Championships**

Baseball (5)	1991, 1993, 1996, 1997, 2000
Men's Basketball (1)	1935
Boxing (1)	1949
Football (3)	1958, 2003, 2007
Men's Golf (4)	1940, 1942, 1947, 1955
Men's Indoor Track (2)	2001, 2004
Women's Indoor Track (11)	1987, 1989, 1991, 1993, 1994, 1995, 1996, 1997, 2002, 2003, 2004
Men's Outdoor Track (4)	1933, 1989, 1990, 2002
Women's Outdoor Track (13)	1987, 1988, 1989, 1990, 1991, 1992, 1993, 1994, 1995, 1996, 1997, 2000, 2003

110 SEC Team Championships

Baseball (13)	1939, 1943, 1946, 1961, 1975, 1986, 1990, 1991, 1992, 1993, 1996, 1997, 2003
Men's Basketball (9)	1935, 1953, 1954, 1979, 1981, 1985, 1991, 2000, 2006
Women's Basketball (2)	2005, 2006
Football (10)	1935, 1936, 1958, 1961, 1970, 1986, 1988, 2001, 2003, 2007
Men's Golf (15)	1937, 1938, 1939, 1940, 1942, 1946, 1947, 1948, 1953, 1954, 1960, 1966, 1967, 1986, 1987
Women's Golf (1)	1992
Gymnastics (1)	1981
Softball (5)	1999, 2000, 2001, 2002, 2004
Men's Swimming (1)	1988
Men's Tennis (4)	1976, 1985, 1998, 1999
Men's Indoor Track (4)	1957, 1963, 1989, 1990
Women's Indoor Track (10)	1985, 1987, 1988, 1989, 1991, 1993, 1995, 1996, 1998, 1999
Men's Outdoor Track (22)	1933, 1934, 1935, 1936, 1938, 1939, 1940, 1941, 1942, 1943, 1946, 1947, 1948, 1951, 1952, 1958, 1959, 1960, 1963, 1988, 1989, 1990
Women's Outdoor Track (9)	1985, 1987, 1988, 1989, 1990, 1991, 1993, 1996, 2007
Volleyball (4)	1986, 1989, 1990, 1991

Overall Men's NCAA Championships

1. UCLA	100
2. Stanford	94
3. USC	84
4. Abilene Christian	50
4. Kenyon	50
6. Oklahoma State	48
7. LSU	44
8. Arkansas	43
9. Texas	39
10. College of New Jersey	37

Overall Women's NCAA Championships

1. Stanford	35
2. College of New Jersey	31
3. UCLA	29
4. LSU	24
5. Kenyon	23



The Bertman Coaching **LEGACY**

Skip Bertman's unyielding desire to succeed drove him to the pinnacle of his profession, and his astute knowledge of the game -- obtained from over 40 years of coaching -- combined with his steadfast determination and irrepressible enthusiasm transformed LSU Baseball into the nation's premier program. Bertman has been inducted into the College Baseball Hall of Fame, the Louisiana Sports Hall of Fame and the American Baseball Coaches Association Hall of Fame.

National Championships

2000, 1997, 1996, 1993, 1991

SEC Championships

1997, 1996, 1993, 1992, 1991, 1990, 1986

Career Record (1984-2001)

870-330-3 (.724)

NCAA Tournament Record

89-29 (.754), highest winning percentage in NCAA history

National Coach of the Year

2000, 1997, 1996, 1993, 1991, 1986

College World Series Appearances

2000, 1998, 1997, 1996, 1994,
1993, 1991, 1990, 1989, 1987, 1986

A Louisiana Legend and one of the greatest college baseball coaches of all time, J. Stanley "Skip" Bertman has made the seamless transition into the athletics director's chair with the same enthusiasm, vision and demand for excellence that were trademarks of his stellar coaching career.

The 2007-08 season will mark Bertman's final year as LSU athletics director. After his tenure ends on June 30, 2008, he will remain at LSU as athletics director emeritus through 2010, working as a vital fund-raiser for the university.

In seven years as LSU's director of athletics, Bertman has added to his impressive list of on-the-field achievements. Under his direction, LSU has enjoyed arguably the greatest athletics seasons in the history of the institution. LSU's most recent triumph came in January 2008 when the football team captured the BCS title.

The 2006-07 season saw 12 LSU teams finish among the nation's top 25, including a No. 3 final ranking for the football team and a fourth consecutive Final Four appearance by the women's basketball squad. The LSU men's and women's track and field teams each finished No. 2 in the nation.

In 2005-06, LSU joined North Carolina (1997-98) as the only schools to have their football, men's basketball and women's basketball teams all finish in the nation's Top 5. LSU in 2005-06 also became the first school in SEC history to win outright league championships in men's and women's basketball in the same season.

In 2004-05, 14 LSU teams advanced to the post-season, and in 2003-04, three teams won national championships, nine teams finished in the nation's top ten, and fourteen teams ranked in the top 25.

Under Bertman's direction, LSU teams have also recorded improved grade point averages across the board, making the student-athlete experience a success on and off the fields of competition.

While supervising the Tigers' progress on the playing fields, he has implemented measures necessary to realize his vision of building the LSU athletics department into the best in the country. Bertman's bold and innovative plans promise to keep the Tigers among the nation's elite in all phases of collegiate athletics.

Bertman is now in the midst of upgrading LSU's athletics complex, as he took the bold but essential move to implement a seat contribution program in Tiger Stadium to fund facility improvements and ensure the financial stability of the LSU Athletics Department for the next decade.

Working hand in hand with the Tiger Athletic Foundation, Bertman has already overseen the completion of the Cox Communications Academic Center for Student-Athletes, the renovation of Tiger Stadium and the Pete Maravich Assembly Center, and the construction of the Football Operations Center.

In addition, state-of-the-art baseball and softball stadiums are scheduled to be constructed by the fall of 2008, and a basketball practice facility will be in place by 2009.

Bertman was named LSU's athletics director on January 19, 2001. With Bertman, LSU gained an athletics director who provides the leadership and experience necessary to manage the Tigers' budget of over \$50 million.

Bertman guided LSU to five NCAA baseball titles during his 18-year coaching tenure (1984-2001), and his teams drew huge crowds to venerable Alex Box Stadium, as the Tigers led the nation in attendance in each of his final six seasons.

He also served as head coach of the 1996 U.S. Olympic team which captured the bronze medal in Atlanta.

Bertman continues to be honored for his remarkable coaching tenure, as he was inducted in June, 2006 into the new College Baseball Hall of Fame as part of the hall's inaugural class. He has also been inducted into the Louisiana Sports Hall of Fame and the American Baseball Coaches Association Hall of Fame.

In a *Baseball America* poll published in 1999, Bertman was voted the second greatest college baseball coach of the 20th century, trailing only Rod Dedeaux of Southern California. Bertman, Dedeaux and Augie Garrido of Texas are the only coaches to win five CWS titles.

Bertman had previously earned recognition as one of the nation's brightest assistant coaches while at the University of Miami (Fla.) for eight seasons (1976-83). Before working at Miami, Bertman was renowned for his coaching excellence. In 11 seasons at Miami Beach High School, he directed the Hi-Tides to a state championship and two runners-up finishes and he was named Florida's Coach of the Year on three occasions.

In 1975, Bertman coached at Miami-Dade Downtown, leaving after one season to join legendary head coach Ron Fraser at Miami. The move was a homecoming of sorts, as Bertman spent his collegiate playing days with the Hurricanes as an outfielder and catcher from 1958-60. He earned his B.A. in health and physical education from Miami in 1961 and received his master's degree from UM in 1964.

Bertman and his wife Sandy are the parents of four daughters - Jan, Jodi, Lisa and Lori. The Bertmans have four grandchildren - Sophie Faith and Isaac Stanley, the children of Emile and Lori Bertman Guirard; and Samuel Aaron and Ezra Michael, the sons of Drew and Lisa Bertman Pate.



Verge Ausberry



Judy Southard



Herb Vincent



Bo Bahnsen



Mark Ewing



Bo Kerin



Eddie Nunez



Miriam Segar



Brian Broussard



Ronnie Haliburton

Verge Ausberry

Senior Associate AD/Operations

A former LSU football standout, Verge Ausberry joined the athletics administrative staff in August 2001 as the Associate Athletics Director for Operations. He was appointed to the position of Senior Associate Athletics Director in May 2006.

Ausberry supervises and is responsible for football operations, football scheduling and new projects. He also oversees the LSU men's basketball team, the equipment staff, the strength and conditioning staff, the Dr. Martin Broussard training room, the video department and football game management.

Ausberry, from New Iberia, La., played inside linebacker for the Tigers, lettering in 1986-89. He was part of two SEC championship teams, playing on teams that went to four bowl games.

Before joining the LSU athletic administration, he was very closely involved in the athletic program, first serving for almost seven years as a member of LSU's highly regarded Academic Center for Athletics.

After leaving the Academic Center, he moved in July 1999 to the Tiger Athletic Foundation staff as part of LSU's fundraising arm.

Ausberry received his Bachelor of Science degree in education in May of 1990, his Master of Education degree in administration, supervision and certification in child welfare in May of 1992 and his specialist in higher education administration in 2004. He is presently a doctoral candidate in higher education administration at LSU. He is married to the former Cheri Morial of New Orleans and they have two boys, Austin and Jaiden.

Judy Southard

Senior Associate AD/Senior Woman Administrator

Judy Southard, who had very successful careers as both head women's basketball coach and Director of Athletics, enters her seventh year at LSU having been promoted to Senior Associate Athletics Director in May 2006.

Southard came to LSU from Texas Woman's University, where she served as the school's Director of Athletics for nine years.

As LSU's Senior Woman Administrator, Southard's responsibilities include oversight of the highly successful Tiger Olympic Sports program including 17 men's and women's sports. She has direct supervision of volleyball, women's basketball, softball and men's and women's golf as well as responsibilities in monitoring the athletic department's Gender Equity and Diversity Issues Plan.

Southard is currently a member of the NCAA Division I Women's Basketball Committee and will continue to serve in the important role of committee chair for the 2007-08 academic year. She additionally served as a member of the SEC Executive Committee from 2004-2007.

While at Texas Woman's, Southard initiated a corporate partnership program for the athletic department and was instrumental in the addition of two sports to the department's sport offerings.

Prior to her stint at TWU, Southard served as head women's basketball coach at Marshall University in Huntington, W. Va., for 11 years, where she led the Lady Herd to five Southern Conference titles and was named Southern Conference Coach of the Year three times. Southard also served as Assistant Athletics Director/SWA at Marshall from 1983-88, including a four-month period when she was interim director.

Before going to Marshall, Southard spent three years as head coach at Tennessee-Martin and she also served for one season as an assistant coach at Tennessee. As a high school teacher from 1970-77, Southard coached both basketball and tennis.

A native of Columbia, S.C., Southard earned a bachelor's degree in physical education and health from Coker College in 1970 followed by a master's degree in physical education from Tennessee in 1978. She was a 2000 inductee into the Coker College Athletics Hall of Fame recognized in the fall of 2006 as an inductee in the Marshall Athletic Hall of Fame.

Herb Vincent

Senior Associate AD/External Affairs

Herb Vincent was appointed to the position of Senior Associate Athletic Director for External Affairs in May of 2006 after serving as associate AD since

August of 2002. In addition, he was LSU's sports information director for 12 years from 1988-2000.

In his present position, Vincent manages communications and serves as the primary public relations officer for the LSU Athletics Department and all its entities, including the Tiger Athletic Foundation. He also supervises the sports information office and marketing and promotions office, serves as the primary liaison with LSU Sports Properties and TAF, and serves as the department administrator for the sport of baseball.

Vincent served as the LSU sports information director from July 1988 to July 2000. He was appointed Assistant Athletics Director in November of 1989, and then was elevated to Associate AD/ Communications in 1992.

He joined LSU as assistant sports information director in February of 1988 and was promoted to the position of SID in July of that year.

Prior to his return to LSU in 2002, Vincent served as Vice President for Communications for the College Sports Southeast regional cable network, headquartered in Birmingham, Ma.

Vincent received a bachelor's degree in journalism from LSU in 1983. He worked as a student assistant in the sports information office as an undergraduate.

After graduating from LSU, Vincent spent the 1984 season as assistant public relations director for the United States Football League's New Orleans Breakers. In 1985, he was assistant public relations director for the USFL's Los Angeles Express and was promoted during the season to the public relations staff's top position.

Before joining LSU in 1988, Vincent spent one year as assistant SID at Louisiana-Lafayette and also worked at the Southeastern Conference office as assistant public relations director in charge of basketball publicity for two years.

Vincent is married to the former Jamey Cavacini of Versailles, Ky., and they have one daughter, Kennedy.

Bo Bahnsen

Associate AD/Internal Relations

Bo Bahnsen serves as LSU's Associate Athletics Director for Internal Relations, overseeing the ticket office and all customer service operations.

Prior to moving into his current position in December of 2003, Bahnsen's primary responsibility for the previous 14 years was to serve as LSU's NCAA compliance officer.

Besides ticket and customer service operation, Bahnsen oversees the track and field program as well as the Pete Maravich Assembly Center and game management for all sports including football.

Bahnsen served as manager of the LSU basketball team as an undergraduate at LSU. In 1982, he became the administrative assistant for the men's basketball team, where he worked for five years before moving into athletics administration as director of purchasing for two years.

In July 1987, he became administrative assistant to Athletics Director Joe Dean, overseeing the purchasing office until his promotion in 1989. In 1989, he was assigned his primary responsibility as NCAA compliance officer as assistant athletics director, and then was promoted to associate AD in 1996.

Bahnsen has been responsible for overseeing the successful implementation of LSU's Tradition Fund Program, a football-seating plan that requires contributions for the right to purchase approximately 45,000 seats in Tiger Stadium.

A native of Wharton, Texas, Bahnsen attended Wharton County Junior College for two years before transferring to LSU in 1979. He earned his Bachelor of Science degree in physical education.

Bahnsen, 46, is married to the former Karen Mayson, a former LSU golfer and current head coach of the Lady Tigers golf program. The couple has two children, Darren (17) and Devin (15).

Mark Ewing

Senior Associate AD/Business

Mark Ewing, a 23-year employee of Louisiana State University, joined the Athletics Department in January 2001, and serves as the department's Associate Athletics Director for Business.

As Associate Athletics Director for Business, Ewing has assumed responsibility for the athletic business operations including budget, travel, personnel and purchasing as well as responsibility for

concession operations. He also handles financial forecasting and management of facility maintenance operations while assisting Sr. Associate AD Judy Southard in the oversight of the gymnastics program.

Ewing came to athletics from LSU's Office of Budget and Planning. He served as LSU's Budget Director overseeing the development and management of the university's \$360 million operating budget.

Prior to his service at LSU, he was employed by Cajun Electric Power Cooperative where he managed accounting for the company's \$2 billion plus construction division.

Ewing, who is a native of Pointe Coupee Parish, received a bachelor's degree in finance from LSU in 1978 and a master's degree in public administration from LSU in 1995.

Ewing and his wife, Gail, have three daughters, Andrea, Arleen and Molly Sue.

Bo Kerin

Associate AD/Compliance

Bo Kerin, who spent the past five years with the NCAA in its membership services division, joined the LSU Athletic Department as an Associate Athletic Director in charge of compliance in May 2007.

As LSU's compliance director, Kerin serves as the liaison between LSU and the NCAA and SEC offices for NCAA rules interpretations and other matters. He is also responsible for developing and coordinating educational components for staff, student-athletes, booster organizations, and entities outside the athletics department on NCAA and SEC rules and regulations.

Kerin comes to LSU after a five-year stint with the NCAA from 2001-2007, where he most recently served as associate director of membership services. Kerin's primary responsibilities included oversight of the training of new staff members on the rules education program, the continuing education program for the membership services staff as well as the interpretation of NCAA legislation for Division I institutions.

Prior to his work with the NCAA, Kerin served in compliance at Mississippi State, holding the assistant director position for one year before being promoted to compliance coordinator from 1999 to 2001.

Kerin graduated from Tennessee in 1996 with a bachelor's degree in business administration. He followed that with a Master's degree in education from Mississippi State in 2000. Kerin is married to the former Leslie Moree of Starkville, Miss.

Eddie Nunez

Associate AD/Operations, Project Development

Eddie Nunez joined the Athletics Department in October 2003 as the Director of Game and Event Management and was promoted to Associate Athletics Director for Operations and Project Development in June of 2007.

Nunez's responsibilities include game management for LSU football. He also directs the coordination, development and renovation of over \$120 million dollars in athletic facility projects including renovations of the Maravich Center and current construction of the new baseball and softball stadiums.

Nunez was the Department's coordinator in the TAF construction of the West Side addition to Tiger Stadium and the new football operations center. He also oversees the sports of women's tennis and swimming & diving and represents the athletics department on various University and community committees.

Nunez came to LSU after two years as the Director of Game and Event Management at Vanderbilt. Prior to that, Nunez served as men's basketball administrative assistant at Marquette University for one year and two years as men's basketball graduate assistant and head equipment manager for coach Billy Donovan at the University of Florida. He also played two seasons on the Florida basketball team in 1997 and 1998.

The native of Miami, Fla., received his associate degree in arts and architecture from Miami-Dade Community College in 1995, his bachelors in sports management from the University of Florida in 1998 and his masters in sports administration from Florida in 2000. He is married to the former Jane Hess.

Miriam Segar

Associate AD/Student Services

Former LSU women's basketball player Miriam Segar has been a part of the athletics administration since June of 1995 and was most recently named Associate Athletics Director for Student Services in April 2007. She had served as Assistant Athletics Director since 2004.

Segar began her administrative career at LSU as the compliance coordinator where she served for three years. Following that, in 1998, Segar was named the director of the CHAMPS/ Life Skills Program where she worked until 2001 when she became the Director of Student Services.

While working with CHAMPS/ Life Skills, Segar guided the program to the Division I Athletics Directors Program of Excellence Award in 2001.

Prior to returning to her alma mater, Segar spent one year at the SEC office as the championships assistant and the officiating assistant, assisting in the management of all SEC championships and tournaments and the coordination of women's basketball officials.

Segar, the 2006 Athletic Department Female Alumnus of the Year, was a three-year captain for the Lady Tigers basketball team and received four letters from 1990 to 1994. She earned the 1994 NCAA Post-graduate Scholarship and was a member of the 1994 NCAA All-Academic team.

Segar and her husband, Jamie have three children; Grant, Reid and Maggie.

Brian Broussard

Assistant AD/Director of Ticket Operations

An 11-year veteran of the Athletics Department, including seven years at ticket manager, Brian Broussard was promoted to Assistant Athletics Director for Ticket Operations in July 2007.

Broussard is responsible for revenue in excess of \$40 million, which includes the management of ticket and parking sales and renewals for all sports, as well as Tradition Fund donations for football and baseball. Additionally, he assists Mark Ewing with the Tiger Gift Center and Tiger Concessions.

Broussard began at LSU in August 1996 as an assistant ticket manager responsible for men's basketball sales and the day-to-day operations of ticket office. In March 2000, he was promoted to ticket manager, becoming responsible responsible for the ticketing in all sports.

Prior to joining the LSU staff, Broussard was the ticket manager at Northwestern State in 1996. He worked as a promotions assistant at the University of Miami in 1995 and was the gameday club manager for the New Orleans Saints in 1994.

room inventory and equipment repair.

The Gretna native earned his bachelor's degree in political science from LSU in 1993.

Ronnie Haliburton

Assistant AD/Facility Services

Ronnie Haliburton, who served as director of facility services in the LSU Athletics Department for three years, was promoted to Assistant Athletics Director for Facility Services in March 2007.

Haliburton came to the athletics department in December of 2003 from LSU's facility maintenance department, where he served as manager for five years. He was responsible for the overall management of custodial operations, special events crews, stock room inventory and equipment repair.

Haliburton played as a tight end for the LSU football team from 1986-89, and was a member of two Southeastern Conference championship teams. He later played for the Denver Broncos for three years.

He first joined LSU in an administrative capacity in 1994 as resident assistant of Broussard Hall, then the school's athletic dormitory, before moving to the weight room as a student assistant strength coach.

Haliburton became a resident manager in 1996 before being named coordinator of residence life later that year. In 1998, he became Manager of Facility Maintenance at LSU.

INTRO

THIS IS LSU

PREVIEW

TIGERS

COACHES

REVIEW

HISTORY

RECORDS

LSU

INTRO

THIS IS LSU

PREVIEW

TIGERS

COACHES

REVIEW

HISTORY

RECORDS

LSU



Michael Bonnette



Melissa Foley



Bill Franques



Kent Lowe



Brian Miller



Jason Feirman



Krystal Bennett



Steve Franz



Will Stafford



Pat Fredericks

Michael Bonnette

Assistant Athletics Director/Sports Information

Michael Bonnette enters his seventh year as LSU's Sports Information Director and third as an Assistant Athletic Director after being promoted to his current position in July of 2004. Bonnette was originally elevated to Sports Information Director in August of 2000. As Sports Information Director, Bonnette serves as the chief contact for LSU's nationally-ranked football team as well as overseeing all publicity activities for the 20 sports sponsored by the Athletic Department.

The 37-year-old Bonnette, who served as an Associate Sports Information Director for seven years, is in his 13th year with the LSU Athletic Department.

The Lake Charles, La., native has been around the sports media relations profession his entire life as he is the son of longtime McNeese State Sports Information Director Louis Bonnette. His brother Matthew Bonnette is the Assistant Sports Information Director at Northwestern State University in Natchitoches.

Bonnette, who is a 1993 graduate of LSU, serves as vice president for SIDs for the Louisiana Sports Writer's Association and the Southeastern Conference. He is married to the former Robin Arnaud of Opelousas, La., and the couple has three sons, Peyton (9), Grant (8) and Max (2).

Melissa Foley

Associate SID

Melissa Foley enters her seventh year on the LSU sports information staff as associate SID in charge of the nationally ranked softball and women's volleyball programs.

Foley, 31, is a Marksville, La., native and a 1997 graduate of LSU in mass communications. Her media guides have been judged in the top seven nationally on six occasions, including second best in the nation for her 2005 softball guide.

Prior to coming to LSU, Foley was the assistant SID at Northwestern State University in Natchitoches. From 1999-2000, she worked as an intern at Ole Miss. Foley began her career at NSU where she was a graduate assistant for two years while earning a master's degree in sports administration in the spring of 1999.

In December 2006, the former Melissa Reynaud married Damian Foley, a native of Christchurch, New Zealand, in a pair of ceremonies in Baton Rouge and Nelson, New Zealand.

Bill Franques

Associate SID

Bill Franques works as the baseball program's media relations director, and he serves as managing editor of LSU's football, men's basketball and baseball GAMEDAY publications.

The LSU baseball media guide, written and edited by Franques, has twice been named best in the nation by the College Sports Information Directors of America. His baseball brochures have finished among the top six in the nation in 10 of the past 14 seasons.

Franques is the Alex Box Stadium public address announcer, and he is the radio color analyst on LSU Sports Network broadcasts of baseball road games. In addition, he is the producer and co-host of LSU Sports Journal, a monthly television program featuring LSU sports personalities.

Franques also worked from 1997-2000 as the LSU baseball administrative assistant. His duties included coordinating team and recruiting travel, organizing fund-raising events and booster club meetings, and overseeing office operations.

Franques received a bachelor of arts degree from LSU in 1985. The Lafayette, La., native is married to the former Yvette Lemoine of Bunkie, La., and they have three children -- William Paul, Jr. (7), Benjamin Lewis (5) and Madeline Lemoine (3).

Kent Lowe

Senior Associate SID

A member of the LSU Sports Information staff since August 1988, Kent Lowe was appointed senior associate SID in August 2000. He serves as the primary media contact for the LSU men's basketball team and women's golf team.

His voice is also well known as the color analyst on softball broadcasts on the LSU Sports Radio Network, the PA voice for home volleyball matches and for the past 13 years has written a weekly bowling column for The (Baton Rouge) Advocate.

Lowe, 48, came to LSU from Louisiana Downs where he served as publicity director for the Bossier City, La., racetrack.

Lowe is a member of CoSIDA and its prestigious Academic All-American committee and has just been elected to a two-year team as president of the Louisiana Sports Writers Association. Lowe, a native of Shreveport, is a 1979 graduate from LSU-Shreveport. He earned his masters degree at LSU in 1982.

Brian Miller

Associate SID

Brian Miller enters his sixth year at LSU as an associate SID after spending three years in the same capacity at Auburn University.

Miller, 34, is the secondary contact for football and the primary contact for LSU's nationally-ranked women's basketball team. He will also assist in the publicity of all other LSU sports. His 2002-03 LSU women's basketball media guide was named "Best in the Nation" by CoSIDA out of I12 Division I entries.

Miller graduated from Northeastern University in Boston, in 1996 with a degree in broadcast journalism and began his career in sports information at NU as a student assistant in charge of the publicity of the Huskies' baseball program.

Miller spent one year at Florida Atlantic University as an assistant SID after graduation before spending three years at Louisiana Tech University, two as an assistant (1996-98) and one as the director (1999).

Miller is married to the former Stacey Hill of Mangham, La., and the couple has two sons, Trey (6) and Cody (3).

Jason Feirman

Publications Director

Jason Feirman is in his seventh year as the director of LSU's athletics publications. His responsibilities include the production design of media guides, game programs, posters, schedule cards, advertising campaigns and various other projects for all 20 varsity sports. Feirman also oversees the design of outdoor signage on LSU Athletics facilities.

Feirman has coordinated 39 media guides and game programs that have finished among the top in the nation of the annual CoSIDA publications contest. In 2002-03 the LSU women's basketball media guide was named "Best in the Nation" by CoSIDA out of I12 Division I entries. In 2004-05 his men's basketball advertising campaign was awarded a Gold ADDY. The campaign also won a "Best of the Best" national honor from the National Association of Collegiate Marketing Administrators (NACMA), including a first-place in the Best Single-Day Newspaper Display Ad.

Feirman, 29, received a bachelor's of arts degree from LSU in December of 2000. The Metairie, La. native, is married to the former Rachael Click.

Krystal Bennett

Graphic Design Coordinator

Krystal Bennett is in her second year as graphic design coordinator for the LSU Athletics Department. Her responsibilities include assisting in the design and production of all publications for the athletics department.

Bennett, 23, worked as a student assistant in the LSU athletics department for two years prior to earning her bachelor's degree in graphic design in May, 2006. Her 2006 men's tennis guide was awarded "Best Cover" by CoSIDA and the book finished second in the nation. More recently, her 2007 gymnastics media guide also finished second in the nation.

She is a Haughton, La. native, and a graduate of Haughton High School.

Steve Franz

Photography Coordinator

Steve Franz, LSU's staff photographer, joined the LSU athletics department in July of 1998 after being around the Tiger sports scene for years.

Prior to joining LSU athletics, the New Orleans native served as photographer for the independent Tiger Rag magazine for five years. Franz was also a photographer for United Press International covering some of the area's major political events, Presidential visits, the New Orleans Saints and the NCAA men's and women's Final Fours in New Orleans.

Franz, 36, has had his pictures published in several national magazines, including Sports Illustrated and The Sporting News. He is a 1993 graduate of LSU.

Will Stafford

Graduate Assistant

Pat Fredericks

Administrative Secretary

Sports Information Student Workers

Curtis Akoy	Kenli Langlois	Elizabeth Stuart
Ashley Bourdier	R.J. Marse	Jake Terry
Jesse Delerno	Brianne Mickles	
Ashley Durand	Alex Restrepo	



Inside LSU Baseball with Paul Mainieri

Inside LSU Baseball is a weekly program featuring LSU head coach Paul Mainieri. The first installment of the 2008 season will air March 23, and the show runs through May 25. The show features game highlights, player profiles and in-depth stories on the Fighting Tiger program.

Inside LSU Baseball with Paul Mainieri is syndicated weekly during the season throughout all major markets in the state of Louisiana by LSU Sports Properties. In addition, the show can be viewed in its entirety in the Geaux Zone of LSU's official athletics department web site, LSUsports.net.

2008 Inside LSU Baseball TV Affiliates

Cox Sports Television
Wednesdays, 10:30 p.m.

Baton Rouge
WBRZ-TV (ABC, Channel 2)
Sundays, 10:35 p.m.
COX CABLE (Channel 4)
Mondays, 9:30 p.m. and Thursdays,
10:30 p.m.

Alexandria
KLAX-TV (ABC, Channel 31)
Sundays, 11 p.m.

Monroe
KEJB-TV (UPN, Channel 43)
Tuesdays, 9:30 p.m.

New Orleans
WGNO-TV (ABC, Channel 26)
Sundays, 11:30 p.m.

Lafayette
KLAF-TV (UPN, Channel 17)
Sundays, 11:30 p.m.

Morgan City
KWBJ-TV (WB, Channel 39)
Sundays, 9 p.m.

Lake Charles
KVHP-TV (Channel 29)
Sundays, 10:30 p.m.
COX CABLE (Channel 8)
Mondays 9:30 p.m. and
Thursdays, 10 p.m.

Shreveport
KMSS-TV (Fox, Channel 33)
Sundays, 10:30 p.m.



CST announcers Lyn Rollins (left) and former LSU all-American Ben McDonald.

Network Telecasts

A minimum of 20 LSU baseball games are scheduled to be telecast during the regular season by Cox Sports Television, the Jumbo Sports Network and Fox Sports Net. Televised games are available on affiliates throughout Louisiana and the southeastern United States:

Feb. 26 (Tue.)	Southern	CST	6:30 p.m.
March 21 (Fri.)	Arkansas	CST	7 p.m.
March 23 (Sun.)	Arkansas	CST	1 p.m.
April 6 (Sun.)	Alabama	CST	1 p.m.
April 23 (Wed.)	McNeese State	CST	6:30 p.m.
April 29 (Tue.)	UL-Lafayette	CST	6:30 p.m.
May 9 (Fri.)	Mississippi State	CST	7 p.m.
May 10 (Sat.)	Mississippi State	FSN	3 p.m.

More Telecasts TBA

JSN - Jumbo Sports Network

CST - Cox Sports Television

FSN - Fox Sports Net

Times are Central and subject to change
Check local listings for stations in your area



Kevin Wagner
Director of Television

Kevin Wagner, LSU's Director of Television, is the executive producer/director for LSU's four major coaches' television shows featuring football coach Les Miles, men's basketball coach John Brady, women's basketball coach Van

Chancellor and baseball coach Paul Mainieri. He oversees all television projects associated with the LSU Athletics Department, including the coordination of LSU's video scoreboards in Tiger Stadium and the Pete Maravich Assembly Center.

Wagner, 51, was promoted to Assistant AD/Television in August, 2003 after joining LSU as assistant coordinator in August of 1989. He served as Coordinator of Electronic Media/Television for eight years prior to his most recent promotion. A 1980 graduate of LSU in broadcast journalism, Wagner was a four-year Tiger letterman in diving (1975-79), earning All-Southeastern Conference honors in 1979 on the three-meter springboard.

A native of Houston with 29 years of experience as a television producer, Wagner and his wife Karen have two daughters, Allyson (27), and Jennifer (25), and four grandchildren, Kaleigh, Conner, Randy and Tanner.



John Schiebe
Manager of Television

John Schiebe enters his 14th year as chief assistant in the television department. He came to LSU in August of 1994 from the University of Mississippi where he served as post-production supervisor in the Teleproductions Center. He worked at Ole Miss for one-and-a-half years.

Schiebe served as a production assistant in Educational Television Services at Oklahoma State from 1984 through 1987 before becoming a producer/director in Agricultural Communications at OSU from 1987 until 1993 when he joined Ole Miss.

A 1986 graduate of Oklahoma State, he was born in Minneapolis, Minn. and attended high school in Oxford, Miss.

Schiebe, 46, is married to the former Mollie Clements of Memphis, Tenn., and they have two children, Tom, 19, and Pat, 18, both members of the 2004 IA state champion football team at the Dunham School in Baton Rouge.



David Landry
Television Producer

David Landry returned to LSU last year as a producer within the television department after 12 years in television production in the Baton Rouge area.

Before his freelance career, Landry, a native of Baton Rouge, served as a full-time television producer at LSU for four years (1990-1994) and was involved with production of LSU programming since 1988 when he was a student at the University.

Landry, 40, worked as a student assistant in the Electronic Media Department from 1988-90 before joining the department on a full time basis.

He most recently owned LTO Productions in Baton Rouge for nine years, contracting with broadcast and cable networks, including extensive news coverage of the aftermath of Hurricane Katrina for Fox News Channel.

Landry graduated from LSU in 1990 with a bachelor's degree in broadcast journalism. He married the former Kim Segura of Baton Rouge in 1991, and has two sons, Patrick, 9, and John, 8.

INTRO

THIS IS LSU

PREVIEW

TIGERS

COACHES

REVIEW

HISTORY

RECORDS

LSU



The Paul Mainieri Show

PRESENTED BY WHITNEY BANK

Selected LSU Sports Radio Network stations will air "The Paul Mainieri Show, presented by Whitney Bank" each Monday from 7-8 p.m., beginning on March 24 and continuing through May 12. The show airs live from Walk-On's Bistreaux on Burbank Drive in Baton Rouge.

The show is designed to give Tiger fans a chance to visit both live and by phone with LSU coach Paul Mainieri. Fans have the opportunity to watch the show live at Walk-On's and ask Coach Mainieri questions in person. There is also a call-in segment that features questions from listeners on the LSU Sports Radio Network and in the Geaux Zone of LSUsports.net.



Game Broadcasts

The LSU Sports Radio Network is scheduled to broadcast all regular-season contests this season along with the Tigers' games in the SEC and NCAA Tournaments. LSU Baseball will be distributed by satellite to 17 radio stations from the broadcast studios on the fifth floor of the athletic administration building.

WDGL-FM (98.1) Radio in Baton Rouge will serve as the flagship station for the LSU Sports Network.

Jim Hawthorne, the "Voice of the Tigers" for all LSU sports, begins his 25th season of calling baseball play-by-play action. He will be joined on the broadcasts by Charles Hanagriff and LSU baseball publicist Bill Franques.

A veteran sports announcer and radio personality throughout Louisiana, Hawthorne brings years of baseball broadcast experience to his post, including stints with the Shreveport Captains of the AA Texas League, Northwestern State University and Centenary College.

In his 28-year LSU broadcasting career, Hawthorne has called the action from three basketball Final Fours, 16 football bowl games, two football national championship games and five baseball national championship games. Hawthorne, a native of Anacoco, La., is married to the former Juanita Carol Thomason. He has one son, Joseph William; two daughters, Jaime Lynn and Amanda Ruth; and four grandchildren.



The Network

The LSU Sports Radio Network is one of the most diverse and progressive college radio networks in the country, utilizing an in-house radio studio to originate over 140 live events in football, men's and women's basketball, baseball and softball. Eagle 98.1 FM is the flagship station for men's sports with WTGE FM (107.3) serving as a flagship for women's sporting events and call-in shows. LSU has moved to the forefront in publicizing its women's sports on radio. In addition to live events, network programming also includes a weekly live coach's show for football, men's and women's basketball and baseball.

2008 LSU Baseball Network Affiliates (projected)

CALL LETTERS	FREQUENCY	CITY
WDGL-FM	(98.1 Mhz)	Baton Rouge
WWL-AM	(870 Khz)	New Orleans
KWKH-AM	(1130 Khz)	Shreveport
KSYL-AM	(970 Khz)	Alexandria
WBOX-FM	(92.9 Mhz)	Bogalusa
KEUN-AM	(1490 Khz)	Eunice
KFNV-FM	(107.1 Mhz)	Ferriday/Natchez
KCIL-FM	(107.5 Mhz)	Houma
KJNA-FM	(102.7 Mhz)	Jena
KKGB-FM	(101.3 Mhz)	Lake Charles/Sulphur
KJAE-FM	(93.5 Mhz)	Leesville
KNOE-FM	(101.9 Mhz)	Monroe
KSLO-AM	(1230 Khz)	Opelousas/Lafayette
KNNB-FM	(97.7 Mhz)	Ruston
KVPI-FM	(92.5 Mhz)	Ville Platte
WFCG-FM	(107.3 Mhz)	Tylertown, Miss.
KWLT-FM	(102.7 Mhz)	Crossett, Ark.



The LSU Sports Radio Network crew (l to r):
Charles Hanagriff, Jim Hawthorne, Bill Franques

AREA CODE 225
578-8001
DIRECTOR of ATHLETICS
 Skip Bertman
 Wanda Carrier
 Judy Southard
 Verge Ausberry
 Herb Vincent
 Dydia DeLyster
 Dan Canevari
 Jacqueline McClendon
 Director of Athletics
 Administrative Assistant
 Sr. Associate AD
 Sr. Associate AD
 Sr. Associate AD
 Faculty Athletics Rep.
 Asst. to the AD
 Office Coordinator

ACADEMIC CENTER FOR STUDENT-ATHLETES **578-5787**
 Tomas Jimenez
 Tim Boyle
 John Allen
 Jason Fountain
 Carole Walker
 Dr. Mary Boudreaux
 Derek Cowherd
 Becca Hubbard
 Dr. Tommy Karam
 Jennifer Timmer
 Kristen Price
 Leah Saal
 Mike Mallet
 Jade Jenkins
 Jean Jackson
 Executive Director
 Associate Director
 Associate Director
 Directed Studies Director
 Associate Director
 Associate Director
 Associate Director
 Associate Director
 Communications Lab Director
 Learning Specialist
 Learning Specialist
 Learning Specialist
 Director of Life Skills
 Asst. Director of Life Skills
 Administrative Specialist

BASEBALL **578-4148**
 Paul Mainieri
 Terry Rooney
 Cliff Godwin
 Javi Sanchez
 Will Davis
 Virginia Robertson
 Head Coach
 Assistant Coach
 Assistant Coach
 Volunteer Coach
 Coordinator of Operations
 Secretary

BASKETBALL-MEN'S **578-8217**
 John Brady
 Butch Pierre
 John Treloar
 Chad Dollar
 Jeff Clapacs
 Pam LeBlanc
 Head Coach
 Assistant Coach
 Assistant Coach
 Assistant Coach
 Admin. Assistant
 Secretary

BASKETBALL-WOMEN'S **578-6643**
 Van Chancellor
 Bob Starkey
 Yolanda Wells-Broughton
 Travis Mays
 Joe Carvalhido
 Renee' Braud
 Head Coach
 Assistant Coach
 Assistant Coach
 Assistant Coach
 Administrative Asst.
 Secretary

BUSINESS OFFICE **578-8001**
 Mark Ewing
 Sr. Associate AD

COMPLIANCE OFFICE **578-8001**
 Bo Kerin
 Miriam Segar
 Blair Napolitano
 Associate AD
 Associate AD
 Coordinator

EQUIPMENT **578-1158**
 Greg Stringfellow
 Ferrell Shillings
 George Branigan
 Garland Rodriguez
 Equipment Mgr.
 Asst. Equip. Mgr.
 Asst. Equip. Mgr.
 Asst. Equip Mgr.

FACILITIES & GROUNDS **578-4712**
 Ronnie Haliburton
 Terrance Bold
 Todd Jeansonne
 Kristen Chighizola
 Assistant AD
 Field House Manager
 Facilities Manager
 Quality Control

FOOTBALL **578-1151**
 Les Miles
 Ya'el Lofton
 Gary Crowton
 D.J. McCarthy
 Doug Mallory
 Larry Porter
 Josh Henson
 Bradley Dale Peveto
 Earl Lane
 Head Coach
 Coordinator of Operations
 Offensive Coordinator
 Assistant Coach
 Assistant Coach
 Assistant Coach
 Assistant Coach
 Assistant Coach
 Assistant Coach

Greg Studrawa
 Dr. Sam Nader
 Mack Butler
 Charles Baglio
 Sharon Mangum
 Tamara Davis
 Johanna Trees
 Lois Stuckey
 Assistant Coach
 Assistant AD
 Assistant AD
 External Relations
 Recruiting
 Offensive Secretary
 Defensive Secretary
 Administrative Coordinator

GAME MANAGEMENT **578-8424**
 Brendan Fouracre
 David Taylor
 Dreyfus Milstead
 Julie Cribbs
 Director
 Assistant Director
 Operations
 Coordinator

GOLF **578-0494**
 Chuck Winstead
 Shane Warren
 Men's Coach
 Asst. Men's Coach

Karen Bahnsen
 Golda Borst
 Women's Coach
 Asst. Women's Coach

GYMNASTICS **578-5050**
 Sara "D-D" Breaux
 Bob Moore
 Phillip Ogletree
 Sallie McLaughlin
 Head Coach
 Assistant Coach
 Assistant Coach
 Secretary

HUMAN RESOURCES **578-8496**
 Wendy Nall
 James Thomas
 Manager
 Mail Services

LSU SPORTS PROPERTIES **578-7049**
 Ward Wyatt
 Brooks Blakey
 Lance Burgos
 Kevin May
 Laurel Hundley
 Michael Nelson
 James Fernald
 Todd Politz
 General Manager
 Director of Sales
 Sr. Account Executive, Sales
 Director of Operations
 Client Services
 Client Services
 Operations
 Interactive Manager

MARKETING & PROMOTIONS **578-1886**
 Guy Gaster
 Tom Harlukowicz
 Emily Thornton
 Director
 Coordinator
 Coordinator

MERCHANDISING **578-6975**
 Gayle Seefield
 Johnny Fournet
 Marion Javius
 Manager
 Coordinator
 Account Specialist

OPERATIONS **578-1801**
 Eddie Nunez
 Associate AD/Project Development

RADIO **578-8226**
 Jim Hawthorne
 Director of Broadcasting

SOCCER **578-3947**
 Brian Lee
 Daniel Brizard
 Debbie Hensley
 Ashley Stringfellow
 Head Coach
 Asst. Coach
 Asst. Coach
 Administrative Assistant

SOFTBALL **578-3947**
 Yvette Girouard
 James DeFeo
 Megan Smith
 Adam Roorbach
 Ashley Stringfellow
 Head Coach
 Assistant Coach
 Assistant Coach
 Admin. Assistant
 Admin. Secretary

SPORTS INFORMATION **578-8226**
 Michael Bonnette
 Kent Lowe
 Bill Franques
 Brian Miller
 Melissa Foley
 Jason Feirman
 Krystal Bennett
 Steve Franz
 Pat Fredericks
 Associate AD/SID
 Sr. Associate Director
 Associate Director
 Associate Director
 Associate Director
 Publications Director
 Graphic Design Coordinator
 Photography Coordinator
 Administrative Secretary

STRENGTH & CONDITIONING **578-1150**
 Tommy Moffitt
 Jeremy Phillips
 Jimmy Brumbaugh
 Melissa Moore
 Brad Price
 Gayle Hatch
 Earl Chevalier
 Mike Ekeler
 Strength Coach
 Assistant Coach
 Assistant Coach
 Assistant Coach
 Assistant Coach
 Assistant Coach
 Assistant Coach

SWIMMING & DIVING **578-3947**
 Adam Schmitt
 Doug Shaffer
 Sean Schimmel
 Anne Shawhan
 David Geyer
 Ashley Stringfellow
 Pool
 Head Coach
 Diving Coach
 Asst. Coach
 Asst. Coach
 Asst. Coach
 Administrative Assistant
 578-8207

TELEVISION **578-8226**
 Kevin Wagner
 John Schiebe
 David Landry
 Director of Television
 Manager
 Producer

TENNIS **578-5050**
 Jeff Brown
 Mark Booras
 Men's Coach
 Asst. Men's Coach

Tony Minnis
 Lisa Jackson
 Tennis Courts
 Women's Coach
 Asst. Women's Coach
 578-2705

TICKET OFFICE **578-2184**
 Bo Bahnsen
 Brian Broussard
 Tiffany Creel
 Eric Hummel
 Tim Messa
 Adam Smith
 Elise Evans
 Associate AD
 Assistant AD
 Assistant Manager
 Assistant Manager
 Assistant Manager
 Parking Manager
 Accounting Manager

TIGER ATHLETIC FOUNDATION **578-4823**

TRACK & FIELD **578-8627**
 Dennis Shaver
 Mark Elliott
 Todd Lane
 Derek Yush
 Marvin Gibson
 Debbie Parris-Thymes
 Jean Credit
 Head Coach
 Assistant Coach
 Assistant Coach
 Assistant Coach
 Assistant Coach
 Assistant Coach
 Coordinator

TRAINING **578-2050**
 Jack Marucci
 Andy Barker
 Shelly Mullenix
 Shawn Eddy
 Beau Lowery
 Micki Collins
 Ana Gross
 Keith Thompson
 Director of Athletic Training
 Sr. Assoc. Trainer
 Sr. Assoc. Trainer
 Sr. Assoc. Trainer
 Associate Trainer
 Associate Trainer
 Associate Trainer
 Associate Trainer

TRAVEL **578-1459**
 Mary Jane Merrill
 Debi Johnson
 Cindy Middleton
 Manager
 Assistant Manager
 Accountant Tech

VIDEOGRAPHY **578-3510**
 Doug Aucoin
 Brad Mendow
 Video Coordinator
 Assistant Videographer

VOLLEYBALL **578-5050**
 Fran Flory
 Jill Lytle Wilson
 Steve Loeswick
 Sallie McLaughlin
 Head Coach
 Assistant Coach
 Assistant Coach
 Secretary

INTRO

THIS IS LSU

PREVIEW

TIGERS

COACHES

REVIEW

HISTORY

RECORDS

LSU

President

(President of LSU System, 1965-present)

James M. Smith, 1930-1939

Paul M. Hebert, 1939-1941

Campbell B. Hodges, 1941-1944

William B. Hatcher, 1944-1947

Fred C. Frey, 1947

Harold W. Stoke, 1947-1951

Troy H. Middleton, 1951-1962

John A. Hunter, 1962-1972

Martin D. Woodin, 1972-1985

Allen A. Copping, 1985-99

William L. Jenkins, 1999-2007

John V. Lombardi, 2007-

Chancellor

Cecil G. Taylor, 1965-1974

Paul W. Murrill, 1974-1981

James H. Wharton, 1981-1988

E. Grady Bogue, 1988 (Dec.)-1989 (July)

William E. Davis, 1989-96

William L. Jenkins, 1996-99; 2008-

Mark A. Emmert, 1999-2004

Sean O'Keefe, 2005-08

Athletics Director

T.P. Heard, 1933-55

Jim Corbett, 1955-67

Harry Rabenhorst, 1967-78

Carl Maddox, 1968-78

Paul Dietzel, 1978-82

Bob Brodhead, 1982-86

Joe Dean, 1987-2000

Skip Bertman, 2001-

Faculty Athletic Chairman

James F. Broussard, 1932-42

B.F. Mitchell, 1942-43

J.G. Lee, 1945-46

A.R. Choppin, 1956-57

John C. Floyd, 1957-58

George H. Lowrey, 1958-59

Benjamin C. Craft, 1959-60

Lemos L. Fulmer, 1961-62

W.R. Edwards, 1962-64

Luther Wade, 1964-65

Dale R. Carver, 1965-66

George W. Fair, 1966-68

A. Bigler Crow, 1968-69

Maurice Vick, 1969-70

Frank Rickey, 1970-71

Melvin Dakin, 1971-72

Robert May, 1972-74

J.B. Frye, 1974-75

L.R. Daniel, 1975-78

Joseph Liuzzo, 1978-83

Billy Seay, 1983-91

Sam Hilliard, 1991-1993

Pat Culbertson, 1994-2002

Ken Carpenter, 2002-07

Dydia DeLyser, 2007-

Sports Information Director

Jack Fiser, 1948-49

Jim Corbett, 1945-48; 1950-1954

Bob Lynch, 1949-50

Ace Higgins, 1954-66

Bud Johnson, 1966-71

Paul Manasseh, 1971-83

Joe Yates, 1983-85

Jamie Kimbrough, 1985-88

Herb Vincent, 1988-2000

Michael Bonnette, 2000-

Football Coach

L.M. "Biff" Jones, 1933-34

Bernie Moore, 1935-47

Gaynell Tinsley, 1948-54

Paul Dietzel, 1955-61

Charlie McClendon, 1962-79

Jerry Stovall, 1980-83

Bill Arnsperger, 1984-86

Mike Archer, 1987-90

Curley Hallman, 1991-94

Gerry DiNardo, 1995-99

Nick Saban, 2000-2004

Les Miles, 2005-

Men's Basketball Coach

Harry Rabenhorst, 1933-42

Dale Morey, 1943-44

Jess Fatherree, 1945

A.L. "Red" Swanson, 1945

Harry Rabenhorst, 1946-57

Jay McCreary, 1958-65

Frank Truitt, 1965-66

Press Maravich, 1966-72

Dale D. Brown, 1972-97

John Brady, 1997-

Baseball Coach

Harry Rabenhorst, 1933-41

A.L. "Red" Swanson, 1941-44

Harry Rabenhorst, 1944-57

Raymond Didier, 1958-64

Jim Waldrop, 1964-66

Jim Smith, 1966-78

Jack Lamabe, 1979-83

Skip Bertman, 1984-2001

Smoke Laval, 2002-2006

Paul Mainieri, 2007-

Women's Basketball Coach

Jinks Coleman, 1975-79

Barbara Swanner, 1979-82

Sue Gunter, 1982-2004

Pokey Chatman, 2004-07

Van Chancellor, 2007-

Gymnastics Coach

Jackie Walker, 1974-77

D-D Breaux, 1977-

Volleyball Coach

Gerry Owens, 1977-80

Ruth Nelson, 1981-84

Scott Luster, 1985-1997

Fran Flory, 1998-

Men's Tennis Coach

Charlie Diel, 1932-46

W.T. "Dub" Robinson, 1947-74

Steve Carter, 1975-78

Steve Strome, 1979-81

Jerry Simmons, 1982-97

Jeff Brown, 1998-

Women's Tennis Coach

Pat Newman, 1976-79

Karen McCarter Elliott, 1980

Betty Sue Hagerman, 1981-83

Philip Campbell, 1984-88

Geoff Macdonald, 1988-91

Tony Minnis, 1992-

Men's Golf Coach

Major J. Perry Cole, 1933-43

Mike Donahue, 1944-45

T.P. "Red" Heard, 1946-47

Mike Barbato, 1948-60

Harry Taylor & Fred Knight, 1961-62

Harry Taylor, 1963-67

C.D. Smith, 1968

Tommy Martty, 1969

Ben Freeman, 1970-71

Bill Brogdon, 1972-76

Dave Sigler, 1977-82

Buddy Alexander, 1983-87

Britt Harrison, 1987-99

Greg Jones, 1999-2005

Chuck Winstead, 2005-

Women's Golf Coach

Mary Rehling-Holmes, 1979-82

Buddy Alexander, 1983

Rickie Stukes, 1983-84

Karen Bahnsen, 1984-

Soccer Coach

Miriam Hickey, 1995-96

Greg Boggs, 1997-99

George Fotopoulos, 2000-2004

Brian Lee, 2005-

Softball Coach

Carol Smith, 1979-82

Cathy Compton, 1995-1998

Glenn Moore, 1999-2000

Yvette Girouard, 2001-

Swimming & Diving Coach

Ken Van Voorhis, 1968-69

Layne Jorgenson, 1969-71

Ivan Harless, 1971-72

Ted Stickless, 1972-79

Ivan Harless, 1979-81

Scott Woodburn, 1981-85

Sam Freas, 1985-88

Rick Meador, 1988-2000

Jeff Cavana, 2000-2004

Adam Schmitt, 2004-

Track & Field Coach

Bernie Moore, 1933-47

Al Moreau, 1948-63

Joe May, 1964-76

Bill McClure, 1976-81

Boots Garland, 1981-83

Billy Maxwell, 1983-86

Sam Seemes, 1987

Pat Henry, 1987-2004

Dennis Shaver, 2004-



THE OFFICIAL WEBSITE OF LSU ATHLETICS

- Game previews and reviews, practice notes, live stats and video highlights
- Player and coach profiles, GameDay information and photo galleries
- Exclusive articles, interviews and breaking news
- Live pregame video, live audio and on-demand highlights in the Geaux Zone

LSUsports.net



GEAUXZONE

INTRO
THIS IS LSU
PREVIEW
TIGERS
COACHES
REVIEW
HISTORY
RECORDS
LSU



Maj. Gen. R. G. Richard,
USMC (Ret.)
Chief Executive Officer

The Tiger Athletic Foundation (TAF) is a private, nonprofit foundation dedicated to supporting LSU and its athletic program. The Foundation is administered by its own board of directors, comprised of TAF donors, which meets quarterly. Officers of the corporation are elected bi-annually.

Louisiana State University has a proud athletic tradition, highlighted by scores of Southeastern Conference and NCAA championships in more than 20 men's and women's varsity sports. Thanks to generous private-sector contributions, the Tiger Athletic Foundation continues to play an integral role in sustaining that outstanding tradition. As the central fund-raising organization in support of LSU athletics, TAF's mission is clear – to lead the university in building a comprehensively superior athletic program.

Unrestricted contributions to the Tiger Athletic Foundation benefit every athlete and team at LSU through scholarship and academic awards, as well as through the construction and maintenance of athletic facilities. These projects, large and small, chart the unmistakable course to excellence. And it is the shared vision of alumni and friends of LSU that are making them a reality.



WHO IS TAF?

A donation to the Tiger Athletic Foundation assists in its programs of support for LSU Athletics.

- The TAF is made up of average Tiger fans who make donations to help fund the mission of Tiger Athletics.
- Nearly two-thirds of TAF's members have donated less than \$1,000 in their lifetime to TAF.
- Less than 1% of TAF's members have donated over \$100,000 in their lifetime to TAF.
- Approximately half of TAF's members are football season ticket holders.
- TAF's membership is 14,000 strong and growing.

- Funding scholarships for LSU's student-athletes.
- Funding the construction and renovation of facilities and the purchase of equipment to provide Tiger student-athletes with the best possible opportunity to compete at a national level.
- Funding support for facilities and programs to enhance the academic opportunities for student-athletes.
- Providing support to assure the best possible coaching and support staffs are in place to lead the LSU athletics program.

\$1 Million-Plus Projects

Eastside Expansion of Tiger Stadium - \$50 Million

The TAF financed an eastside expansion that added over 11,000 seats to Tiger Stadium and moved it up among the five largest on-campus stadiums in America. The eastside expansion created 70 Tiger Den suites for the stadium.

Cox Communications Academic Center for Student-Athletes - \$12 Million

The TAF provided LSU with unquestionably the most advanced academic facility in America for its student-athletes. By renovating LSU's old Gym Armory, the TAF allowed LSU to make the emphatic statement that the academic welfare of its student-athletes is its foremost priority. Opened in 2002.

Scoreboards in Tiger Stadium, Assembly Center, Outdoor Track - \$5.2 Million

The TAF added to fan enjoyment in LSU's major athletics facilities by purchasing state-of-the-art video scoreboards in 1998.

Lawton Squad Room - \$1.2 Million

The TAF funded the construction of a squad meeting room attached to Tiger Stadium for use by LSU's athletics teams. Prior to the construction of the Lawton Squad Room, there was no one place in LSU's athletics complex where the entire football team could meet and view instructional and motivational video presentations. Opened in 1997.

Football Operations Center - \$15 Million

The TAF has built a stand-alone Football Operations Center in which all facets of the Tiger football program are under one roof. The building includes locker rooms, meeting rooms, coaches offices, video operations, a training room and strength facility.

Mike the Tiger's Habitat - \$3 Million

LSU's legendary live mascot has a new home, thanks to the TAF. This new habitat provides Mike with a new 15,000-square foot environment with lush planting, a landmark size Live Oak tree, a beautiful waterfall and a stream evolving from a rocky backdrop overflowing with plants and trees. It is one of the finest live tiger habitats in America.

Westside Renovation of Tiger Stadium - \$60 Million

The TAF has renovated the westside of Tiger Stadium in order to provide 3,200 new club seats and a new press box. The new club seats provide additional revenue for the athletics program to invest in future facility projects.

Westside Renovation of Tiger Stadium



Eastside Expansion of Tiger Stadium



Scoreboards in Tiger Stadium



Lawton Squad Room



Football Operations Center



Mike the Tiger's Habitat

INTRO

THIS IS LSU

PREVIEW

TIGERS

COACHES

REVIEW

HISTORY

RECORDS

LSU

the exclusive marketing and multi-media rights partner of **LSU Athletics**.

LSU Sports Properties provides a single-source outlet, integrating sponsorship opportunities to deliver corporate partnership programs across all of LSU Athletics' marketing platforms for the family of loyal corporate and media partners of LSU Athletics.

On-Premise Signage

- ▶ Tiger Stadium
- ▶ Maravich Center
- ▶ Alex Box Stadium
- ▶ Olympic Sports Venues



Game Sponsorships

- ▶ Football
- ▶ Men's Basketball
- ▶ Women's Basketball
- ▶ Baseball



Hospitality

- ▶ Tickets
- ▶ Tiger One Village
- ▶ Away Game Trips
- ▶ Special Events



Media

- ▶ Radio
- ▶ Television
- ▶ Print
- ▶ Internet



Marketing Rights

- ▶ Consumer Promotions
- ▶ Event Marketing
- ▶ Logo Usage
- ▶ Official Status



TEAM LSU PARTNERS



TIGER PARTNERS



FOR MORE INFORMATION REGARDING SPONSORSHIP OPPORTUNITIES WITH LSU ATHLETICS, PLEASE CONTACT

LSU Sports Properties
P.O. Box 25095
Baton Rouge, LA 70894



Brooks Blakey
DIRECTOR OF SALES



225.578.7571
bblakey@lsu.edu