

THE LSU BASEBALL LEGACY

NATIONAL 1991 • 1993 • 1996 • 1997 • 2000 CHAMPIONS



1991



1993



1996

Five	NCAA College World Series Championships: 1991, 1993, 1996, 1997, 2000
	<i>LSU is one of only three schools to win five CWS titles. Only LSU and Southern Cal have won four in one decade.</i>
12	Southeastern Conference Championships
	<i>LSU claimed six SEC titles in the '90s. The Tigers won an unprecedented four straight league crowns from 1990-93.</i>
276,622	The Nation's Best Attendance
	<i>LSU drew 276,622 fans to Alex Box Stadium in 2001 to lead the USA in attendance for the sixth straight season.</i>
11	CWS Appearances in the Past 16 Years: 1986, '87, '89, '90, '91, '93, '94, '96, '97, '98, 2000
	<i>LSU is one of only three schools in the country with 11 CWS berths in the past 16 seasons.</i>
17	NCAA Tournament Berths
	<i>The Tigers have made 13 straight NCAA Tournament appearances from 1989-2001.</i>
12	NCAA Regional Host Site for 12 Straight Seasons
	<i>LSU has played host to an NCAA Regional Tournament each year since 1990.</i>
21-4	Record on Championship Day in NCAA Tournament Competition
	<i>LSU is 16-4 in the final rounds of NCAA regionals/super regionals, and the Tigers are 5-0 in CWS championship games.</i>
.744	Highest All-Time NCAA Tournament Winning Percentage
	<i>LSU has a 90-31 record and a .744 winning percentage in regional/super regional and CWS games combined.</i>
.690	Third-Highest All-Time College World Series Winning Percentage
	<i>LSU is 29-13 (.690) at the CWS. The Tigers have won 14 of their last 16 CWS games.</i>
29	Most All-Time College World Series Victories (29) and Appearances (11) Among SEC Teams
	<i>The second-highest totals among SEC schools are 11 CWS victories and seven CWS appearances.</i>
Nine	50-Win Seasons
	<i>Six of LSU's 50-win seasons occurred in the 1990s. No other SEC school has more than three 50-win seasons.</i>



1997



2000

THE LSU BASEBALL LEGACY

Brad Cresse hit the game-winning single in the 2000 College World Series championship game.

Cresse is one of 13 First-Team All-Americans in the last 14 seasons from LSU.

United States Olympic Head Coach

Skip Bertman - 1996 Bronze Medal Team

United States Olympic Medalists

*RHP Kurt Ainsworth - 2000 Gold Medal;
2B Warren Morris, SS Jason Williams - 1996 Bronze Medal;
RHP Ben McDonald - 1988 Gold Medal*

National Coach of the Year: Skip Bertman - 1986, 1991, 1993, 1996, 1997, 2000

Bertman was voted the second-greatest coach of the 20th Century in a Baseball America magazine poll.

National Player of the Year

RHP Ben McDonald - 1989; RHP Lloyd Peever - 1992; 1B Eddy Furniss - 1998

National Freshman of the Year

*2B Todd Walker - 1992; RHP Brett Laxton - 1993; 2B Mike Fontenot - 2000;
LHP Lane Mestepey - 2001*

Southeastern Conference Player of the Year

2B Todd Walker - 1993; SS Russ Johnson - 1994; 1B Eddy Furniss - 1996

13 First-Team All-Americans in the Last 14 Seasons

Catcher Brad Cresse, who led the nation in HR (30) and RBI (106), earned 2000 first-team all-America honors.

42 Major League Players

LSU has produced 28 big-leaguers since 1985, including MLB All-Stars Albert Belle and Paul Byrd.

INTRODUCTION

4	2002 Schedule/Road Headquarters
5	2002 Roster/Pronunciation Guide
6	Facts About LSU
7	Media Information
8	Media List
9	Introducing LSU Baseball
20	Alex Box Stadium
22	Campus Life
24	Academic Center Expansion
26	Academic Success
28	CHAMPS Program
30	Strength and Conditioning Program
31	Athletic Training
32	The City of Baton Rouge
34	The State of Louisiana
36	Prominent LSU Alumni
38	LSU Greats
40	Athletic Office Building/Hall of Fame
41	No. 19 Honorees
42	First-Team All-Americans

44 Tigers in the Major Leagues

48	LSU in the Major League Draft
50	LSU in the Olympics

PREVIEW

52	2002 Outlook/Pre-Season Polls
54	LSU Depth Chart
55	LSU Bat Girls
56	SEC Opponents
59	Non-Conference Opponents
62	Post-Season Tournaments

TIGERS

64	Player Profiles
79	Player Career Stats vs. 2002 Opponents

COACHES

82	Head Coach Smoke Laval
85	Assistant Coaches
88	Support Staff

REVIEW

90	Notes on the 2001 Season
94	2001 Results
95	2001 Final Cumulative Statistics
96	2001 Stats in SEC Games
97	2001 Analysis Stats
98	Career Stats of Departed Players
99	2001 Individual Honors/Final Polls
100	2001 Statistical Summary
103	2001 SEC Standings/Statistics

HISTORY


106	The Early History of LSU Baseball
108	The Skip Bertman Years (1984-2001)
112	The 1991 National Champions
114	The 1993 National Champions
116	The 1996 National Champions
118	The 1997 National Champions
120	The 2000 National Champions
122	College World Series Box Scores

THE LSU BASEBALL LEGACY



Todd Walker

1993 & 1994 First Team All-American



Russ Johnson

1994 SEC Player of the Year



Albert Belle

All-Star Outfielder, Baltimore Orioles



Ben McDonald

1989 National Player of the Year



Brett Laxton

1993 National Freshman of the Year



Eddy Furniss

1998 National Player of the Year



Mike Fontenot

2000 National Freshman of the Year



Lane Mestepey

2001 National Freshman of the Year

RECORDS

- 128 All-Time Statistical Leaders
- 130 Year-by-Year Statistical Leaders
- 132 All-Time Individual Records
- 134 All-Time Team Records
- 136 NCAA & SEC Statistical Champions
- 137 LSU Superlatives
- 142 Television Appearances
- 144 NCAA Tournament Results
- 147 SEC Post-Season Results
- 149 Outstanding Pitching Performances
- 150 LSU Varsity Lettermen
- 153 Year-by-Year Records
- 154 All-Time Coaching Records
- 155 All-Time Series Records
- 156 All-Time Results

LSU

- 168 History of LSU
- 170 LSU Board of Supervisors
- 171 University Administration
- 172 The Southeastern Conference
- 174 SEC Directory
- 175 Tiger Baseball Alumni Foundation
- 176 Coaches Committee
- 178 LSU Athletics Notebook
- 183 Director of Athletics Skip Bertman
- 184 Athletics Administration
- 186 Sports Information/Electronic Media
- 188 LSU Radio/TV
- 189 Athletics Department Phone Directory
- 190 Athletics Staff History
- 191 www.LSUsports.net
- 192 Corporate Sponsorship Program

Credits

EDITOR: Bill Franques
 LAYOUT & DESIGN: Jason Feirman
 ASST. LAYOUT & DESIGN: Marie Brewer
 ASST. LAYOUT & DESIGN: David Hurd
 RESEARCH: Suraj Jagannathan, David Steinle

PHOTOGRAPHY

Steve Franz, Jennifer Abelson, Brad Messina, Buff Daniel,
 Musemeche Photography, Gabe Jumonville, Glenn LeDoux,
 Prather Warren and Jim Zeitz

PRINTING

LSU Graphic Services



The 2002 LSU Baseball Official Yearbook was produced by the
 LSU Sports Information Office on Power Macintosh G4 using
 QuarkXpress 4.1 and Adobe Photoshop 6.0.

The 2001 LSU Baseball Yearbook was judged
 "Fifth in the Nation" by the National
 Collegiate Baseball Writers Association and
 the College Sports Information Directors of
 America. The honor marked the eighth time
 in nine years the brochure was rated among
 the top six college baseball publications in the
 USA. The LSU Baseball Yearbook was named
 "Best in the Nation" in 1993 and in 1994; the
 publication placed fourth in 1995, second in
 1996, fourth in 1997, second in 1998, sixth in
 1999 and fifth in 2001.

2002 Schedule

February

8 (Fri.)	BIRMINGHAM SOUTHERN	BATON ROUGE	6:30 p.m.
9 (Sat.)	BIRMINGHAM SOUTHERN	BATON ROUGE	2 p.m.
10 (Sun.)	BIRMINGHAM SOUTHERN	BATON ROUGE	1 p.m.
12 (Tue.)	SOUTHEASTERN LOUISIANA	BATON ROUGE	6:30 p.m.
15 (Fri.)	MERCER	BATON ROUGE	6:30 p.m.
16 (Sat.)	MERCER	BATON ROUGE	2 p.m.
17 (Sun.)	MERCER	BATON ROUGE	1 p.m.
19 (Tue.)	at Centenary %	Shreveport, La.	7 p.m.
22 (Fri.)	at Houston	Houston, Texas	7 p.m.
23 (Sat.)	at Houston	Houston, Texas	7 p.m.
24 (Sun.)	at Houston	Houston, Texas	1 p.m.

March

1 (Fri.)	LONG BEACH STATE	BATON ROUGE	6:30 p.m.
2 (Sat.)	LONG BEACH STATE	BATON ROUGE	2 p.m.
3 (Sun.)	LONG BEACH STATE	BATON ROUGE	1 p.m.
5 (Tue.)	TULANE	BATON ROUGE	6:30 p.m.
8 (Fri.)	LOUISIANA-MONROE	BATON ROUGE	6:30 p.m.
9 (Sat.)	LOUISIANA-MONROE	BATON ROUGE	2 p.m.
10 (Sun.)	LOUISIANA-MONROE	BATON ROUGE	1 p.m.
12 (Tue.)	LOUISIANA-LAFAYETTE	BATON ROUGE	6:30 p.m.
15 (Fri.)	VANDERBILT	BATON ROUGE	6:30 p.m.
16 (Sat.)	VANDERBILT	BATON ROUGE	2 p.m.
17 (Sun.)	VANDERBILT	BATON ROUGE	1 p.m.
19 (Tue.)	at Louisiana-Lafayette	Lafayette, La.	6:30 p.m.
22 (Fri.)	at Ole Miss	Oxford, Miss.	6:30 p.m.
23 (Sat.)	at Ole Miss	Oxford, Miss.	1:30 p.m.
24 (Sun.)	at Ole Miss	Oxford, Miss.	1:30 p.m.
26 (Tue.)	at Southeastern Louisiana	Hammond, La.	6 p.m.
29 (Fri.)	MISSISSIPPI STATE	BATON ROUGE	6:30 p.m.
30 (Sat.)	MISSISSIPPI STATE	BATON ROUGE	2 p.m.
31 (Sun.)	MISSISSIPPI STATE	BATON ROUGE	1 p.m.

April

2 (Tue.)	NEW ORLEANS	BATON ROUGE	6:30 p.m.
3 (Wed.)	at New Orleans Zephyrs (exhibition)#	Metairie, La.	7 p.m.
5 (Fri.)	at Auburn	Auburn, Ala.	6:30 p.m.
6 (Sat.)	at Auburn	Auburn, Ala.	3 p.m.
7 (Sun.)	at Auburn	Auburn, Ala.	1:30 p.m.
9 (Tue.)	at Tulane #	Metairie, La.	7 p.m.
12 (Fri.)	GEORGIA	BATON ROUGE	6:30 p.m.
13 (Sat.)	GEORGIA	BATON ROUGE	2 p.m.
14 (Sun.)	GEORGIA	BATON ROUGE	1 p.m.
16 (Tue.)	SOUTHERN	BATON ROUGE	6:30 p.m.
19 (Fri.)	at South Carolina	Columbia, S.C.	6 p.m.
20 (Sat.)	at South Carolina	Columbia, S.C.	3 p.m.
21 (Sun.)	at South Carolina	Columbia, S.C.	12:30 p.m.
23 (Tue.)	at Louisiana-Monroe	Monroe, La.	6:30 p.m.
26 (Fri.)	ARKANSAS	BATON ROUGE	6:30 p.m.
27 (Sat.)	ARKANSAS	BATON ROUGE	2 p.m.
28 (Sun.)	ARKANSAS	BATON ROUGE	1 p.m.
30 (Tue.)	at New Orleans #	Metairie, La.	6:30 p.m.

May

3 (Fri.)	at Tennessee	Knoxville, Tenn.	6 p.m.
4 (Sat.)	at Tennessee	Knoxville, Tenn.	3 p.m.
5 (Sun.)	at Tennessee	Knoxville, Tenn.	1 p.m.
10 (Fri.)	at Florida	Gainesville, Fla.	5:30 p.m.
11 (Sat.)	at Florida	Gainesville, Fla.	3 p.m.
12 (Sun.)	at Florida	Gainesville, Fla.	12 p.m.
17 (Fri.)	ALABAMA	BATON ROUGE	6:30 p.m.
18 (Sat.)	ALABAMA	BATON ROUGE	2 p.m.
19 (Sun.)	ALABAMA	BATON ROUGE	1 p.m.
22-26 (Wed.-Sun.)	SEC Tournament	Birmingham, Ala.	
May 31-June 2	NCAA Regional Tournament	Site TBA	
June 7-9	NCAA Super Regional Series	Site TBA	
June 14-22	College World Series	Omaha, Neb.	

% - game to be played at Fairgrounds Field | # - game to be played at Zephyr Field
All Times are CENTRAL and Subject to Change

ROAD HEADQUARTERS

Houston

February 21-24
Hilton Southwest
6780 Southwest Freeway
Houston, TX 77074
(713) 977-7911

Ole Miss

March 21-24
Downtown Inn
400 N. Lamar
Oxford, MS 38655
(662) 234-3031

Auburn

April 4-7
Auburn Hotel & Conference Center
241 S. College Street
Auburn, AL 36830
(334) 821-8200

South Carolina

April 18-21
Clarion Town House
1615 Gervais Street
Columbia, SC 29201

Tennessee

May 2-5
Holiday Inn Select
525 Henley Street
Knoxville, TN 37902

Florida

May 9-12
Cabot Lodge
3726 SW 40th Blvd.
Gainesville, FL 32608
(352) 375-2400

SEC Tournament

May 22-26
Headquarters TBA
Birmingham, AL



2002 Roster

NO.	NAME	POS.	B-T	HT.	WT.	CL.	EXP.	HOMETOWN (PREVIOUS SCHOOL)
1	J.C. Holt	INF	L-R	5-8	163	Fr.	HS	Sieper, La.(Oak Hill HS)
2	David Raymer	OF	L-R	5-10	190	Sr.	1L	Apex, N.C. (Sacramento City College)
3	Blake Gill	INF	L-R	5-11	195	Fr.	RS	Bradenton, Fla. (Manatee HS)
4	Rocky Scelfo	INF	R-R	6-2	195	Fr.	RS	Youngsville, La.(St.Thomas More HS)
5	Aaron Hill	INF	R-R	5-11	196	So.	1L	Visalia, Calif. (Redwood HS)
6	Matt Heath	OF	S-R	6-0	200	Sr.	1L	Fernandina Beach, Fla. (Univ. of Florida)
7	Dustin Hahn	OF	L-R	6-0	220	Fr.	HS	Reno, Nev. (Galena HS)
8	Chris Phillips	C	R-R	6-0	217	Sr.	1L	Shreveport, La. (Northwestern State)
9	Dustin Weaver	C	R-R	5-11	180	So.	Tr.	St. Amant, La. (SE Louisiana Univ.)
10	Lukas Guidroz	P	R-R	5-11	180	Jr.	RS	Lockport, La.(Enterprise State JC)
12	Jake Tompkins	P	R-R	5-11	197	Jr.	JC	Auburn, Calif.(Sacramento City College)
13	Jay Mattox	OF	R-R	6-3	210	Fr.	HS	Conway, Ark. (Conway HS)
14	Darren Welch	C	R-R	6-1	210	Sr.	Tr.	Laurel, Miss. (Southern Miss)
16	Jon Zeringue	C	R-R	6-1	215	Fr.	HS	Thibodaux, La.(E.D. White HS)
18	David Miller	P	R-R	6-2	170	Sr.	Sq.	Gramercy, La.(Univ. of New Orleans)
21	Clay Harris	P	R-R	6-4	228	Fr.	HS	Slidell, La.(Slidell HS)
23	Chad Vaught	P	R-R	6-4	225	Jr.	1L	Ferriday, La.(Huntington HS)
24	Jeff Lambert	1B	R-R	6-1	225	Jr.	JC	Metairie, La.(Alabama Southern CC)
25	Jason Vargas	P	L-L	5-11	203	Fr.	HS	Apple Valley, Calif. (Apple Valley HS)
27	Justin Hill	P	R-R	6-1	204	Sr.	1L	West Monroe, La. (Bossier Parish CC)
28	David Shank	P	R-R	6-3	207	Sr.	Sq.	Orinda, Calif. (Sacramento City College)
29	Jordan Faircloth	P	R-R	6-3	213	Fr.	RS	Alexandria, La.(Alexandria HS)
30	Brad David	P	L-L	6-0	187	Jr.	2L	Baton Rouge, La.(Catholic HS)
31	Wally Pontiff	INF	L-R	6-0	200	Jr.	2L	Metairie, La.(Jesuit HS)
33	Jason Determann	P	R-L	5-10	168	Fr.	HS	Baton Rouge, La.(Catholic HS)
34	Bo Pettit	P	R-R	6-0	205	Jr.	2L	Houston, Texas (Sharpstown HS)
36	Sean Barker	OF	R-R	6-3	225	Sr.	1L	Bakersfield, Calif.(Bakersfield CC)
38	Brian Wilson	P	R-R	6-1	205	So.	1L	Londonderry, N.H. (Londonderry HS)
39	Jason Columbus	1B	R-R	6-5	235	Jr.	JC	Alamogordo, N.M.(New Mexico JC)
43	Billy Brian	P	R-R	6-5	230	Sr.	3L	Covington, La. (Mandeville HS)
44	Weylin Guidry	P	R-R	6-0	205	Sr.	3L	Luling, La. (Hahnville HS)
46	Lane Mestepey	P	L-L	6-0	187	So.	1L	Zachary, La.(Central Private HS)
47	Eric Wiethorn	1B	R-R	6-2	205	Jr.	1L	Newport Beach, Calif.(Orange Coast JC)
48	Clint Bamert	P	R-R	6-3	180	Fr.	HS	Big Spring, Texas (Big Spring HS)
49	Bryson LeBlanc	OF	L-L	5-7	162	Fr.	HS	Metairie, La.(Ridgewood HS)
51	Jimmy Campbell	P	R-R	6-5	225	Fr.	HS	Mandeville, La. (Fontainebleau HS)
55	J.P. Martinez	P	R-R	6-1	215	Fr.	RS	Metairie, La.(Newman HS)
56	Mickey Serio	P	R-R	5-10	203	Fr.	HS	New Orleans, La. (Jesuit HS)
57	Rhett Buteau	OF	L-R	5-9	163	Fr.	RS	Jeanerette, La. (Catholic-New Iberia HS)
60	Chris McDougall	P	L-L	6-3	222	Fr.	HS	Arabi, La.(Jesuit HS)

Coaching Staff

22	Smoke Laval, Head Coach (Jacksonville, 1977)
11	Dan Canevari, Asst. Coach (Miami, Fla., 1980)
17	Turtle Thomas, Asst. Coach (High Point College, 1975)
20	Jody Autery, Asst. Coach (LSU, 2001)
	Brady Wiederhold, Administrative Asst. (Kennesaw State, 1994)

Pronunciation Guide

Rhett Buteau:	Byoo-toe
Dan Canevari:	CANN-uh-very
Jason Determann:	DETT-er-man
Lukas Guidroz:	GEE (hard "G")-drose
Weylin Guidry:	WAY-lin GID-ree
Smoke Laval:	luh-VALL
Lane Mestepey:	MESS-tuh-pay
Rocky Scelfo:	SELL-foe
Eric Wiethorn:	WHEAT-horn
Jon Zeringue:	zuh-RANG



Weylin Guidry signs autographs for fans at Alex Box Stadium.

Facts About LSU

University Facts

Location:	Baton Rouge, La. (State Capital)
Founded:	1860
Enrollment:	29,022
Nickname:	Fighting Tigers
Colors:	Purple (PMS 267) and Gold (PMS 123)
Mascot:	Mike V (Live Bengal Tiger)
Stadium:	Alex Box Stadium
Year Opened:	1938
Capacity:	7,760
Dimensions:	LF—330; LC—365; CF—405; RC—365; RF—330
Playing Surface:	Natural Grass
Conference:	Southeastern (Western Division)
LSU System President:	Dr. William L. Jenkins . . . Pretoria, 1958
Chancellor:	Dr. Mark A. Emmert . . . Washington, 1975
Chairman, Athletic Council:	Dr. Pat Culbertson . . . LSU, 1963

Athletic Facts

Athletic Department	225.578.8001
Athletic Director:	Skip Bertman Miami (Fla.), 1961
Sr. Associate Athletic Director:	Dan Radakovich Indiana (Pa.), 1980
Associate AD/Olympic Sports:	Judy Southard Coker, 1970
Associate AD/Internal Operations:	Verge Ausberry LSU, 1990
Associate AD/Student Services:	Bo Bahnsen LSU, 1982
Associate AD/Facilities:	Jerry Blanchard LSU, 1973
Associate AD/Marketing & Promotions:	Rannah Gray LSU, 1976
Associate AD/Business:	Mark Ewing LSU, 1978

Sports Information

Phone/Fax	225.578.8226	225.578.1861 (Fax)
Web Site/E-Mail	www.LSUsports.net	wfranqu@lsu.edu
Baseball Contact:	Bill Franques LSU, 1985	
Sports Information Director:	Michael Bonnette LSU, 1993	
Sr. Associate SID:	Kent Lowe LSU-Shreveport, 1979	
Associate SID:	Fred Demarest William Paterson, 1993	
Associate SID:	Melissa Reynaud LSU, 1997	
Publications Coordinator:	Jason Feirman LSU, 2000	
Photographer:	Steve Franz LSU, 1993	
Secretary:	Pat Fredericks	

Electronic Media

Phone/TV/Radio	225.578.1795 (TV)	225.578.1882 (Radio)
Coordinator/Television:	Kevin Wagner LSU, 1980	
Asst. Coordinator/Television:	John Schiebe Oklahoma State, 1986	
Coordinator/Radio:	Jim Hawthorne Northwestern St., 1967	

Ticket Office

Phone/Toll-Free	225.578.2184	1-800-960-8587
Fax/E-mail	225.578.3344	tickets@etigers.net

Baseball Facts

Baseball Office:	225.578.4148	225.578.4066 (FAX)
Press Box:	225.578.4149	
Head Coach:	Raymond "Smoke" Laval	
Alma Mater:	Jacksonville, 1977	
Year at LSU:	first as head coach, 13th overall	
Record at LSU:	first season	
Career Record:	241-159 (.603, seven years)	

LSU All-Time W-L Record (1893-2001): 1818-1244 (.594)

NCAA Championships:	5	(1991, 1993, 1996, 1997, 2000)
College World Series Appearances:	11	(1986, '87, '89, '90, '91, '93, '94, '96, '97, '98, '00)
College World Series Record:	29-13	(.690)
NCAA Tournament Appearances:	17	(1975, '85, '86, '87, '89, '90, '91, '92, '93, '94, '95, '96, '97, '98, '99, '00, '01)
NCAA Tournament Record:	90-31	(.744)
SEC Championships:	12	(1939, '43, '46, '61, '75, '86, '90, '91, '92, '93, '96, '97)
SEC Western Division Championships:	11	(1961, '75, '85, '92, '93, '94, '96, '97, '98, '00, '01)
SEC Record:	679-577	(.541)
SEC Tournament Championships:	6	(1986, '90, '92, '93, '94, '00)
SEC Tournament Record:	44-25	(.638)
2001 Record/SEC Record (finish)	44-22-1/18-12	(1st in West, 2nd overall)
2001 Post-Season Finish:	1-2	in NCAA New Orleans Super Regional
Final Ranking:	# 9	(Baseball America), #10 (Collegiate Baseball)
Lettermen Returning/Lost:	15/15	
Position Starters Returning/Lost:	5/4	
Pitchers Returning/Lost:	7/4	

Coaching Staff

POSITION	NAME	ALMA MATER	YEAR AT LSU
Head Coach	Smoke Laval	Jacksonville, 1977	1st as head coach, 13th overall

Asst. Coach	Dan Canevari	Miami, Fla., 1980	12th
Asst. Coach	Turtle Thomas	High Point College, 1975	3rd
Volunteer Coach	Jody Autery	LSU, 2001	3rd
Administrative Asst.	Brady Wiederhold	Kennesaw State, 1994	1st

Support Staff

Academic Counselor	Mary Boudreaux
Trainer	Shawn Eddy
Student Trainer	Dawn Didier
Strength Coach	Jim Nowell
Secretary	Virginia Robertson
Student Secretary	Lindsey Parker
Equipment Managers	George Branigan, B.J. Branigan, Ryan Babin

The "Intimidator" looks over right field of Alex Box Stadium. In 2001 Skip Bertman's number 15 was added to the sign. Bertman's number is the first baseball number retired by LSU, and the fifth number overall. The other retired numbers are basketball players Bob Pettit, Pete Maravich, Shaquille O'Neal and football's Billy Cannon.



Media Information

The 2002 LSU Baseball Media Guide is a source of information for the news media. Additional information is available upon request from the LSU Sports Information Office. News releases, photographs, and videotape cassettes will be made available to accredited members of the news media.

The LSU Sports Information Office is located on the fifth floor of the LSU Athletic Administration Building.

Mailing Address

LSU Sports Information
P.O. Box 25095
Baton Rouge, LA 70894-5095

Overnight Mail Address

Room 501, LSU Athletic Admin. Bldg.
N. Stadium Dr. at Nicholson Dr.
Baton Rouge, LA 70894-5095

Phone Directory

Press Box: 225-578-4149
Sports Information: 225-578-8226
Fax: 225-578-1861
Baseball Office: 225-578-4148
Fax: 225-578-4066

Baseball E-mail Address

wfranqu@lsu.edu

Credentials

All media attending LSU baseball home games must present a media pass for admission to Alex Box Stadium. Credentials for home games are issued for working media only and should be requested as early as possible.

- Requests for credentials should be made in advance by mail on company stationery and directed to Associate SID Bill Franques.
- Requests will be screened to insure a working press box. Children, spouses, dates and pets are not permitted.
- Requests are honored from sports editors of daily and weekly newspapers, editors of sports periodicals, and sports directors of radio and television stations who broadcast regularly scheduled daily sports reports and talk shows.
- Credentials not mailed may be picked up beginning 90 minutes prior to game time at the Will Call window in front of Alex Box Stadium.
- LSU reserves the right to refuse any credential request deemed not to be in the best interest of the university. Any requests placed less than 24 hours prior to the game may not be honored.

Press Box Services

A complete NCAA box score and pertinent game facts will be distributed to members of the working media.

- Press packets are provided 30 minutes prior to the first pitch, or earlier upon request. Press packets include a scorecard and team rosters, updated statistics for each team, conference statistics and game-day notes.
- A meal ticket, redeemable for refreshments from the concessions stand, will be issued to each media member during the game.

Parking

Media parking is located in the lot across the street from Alex Box Stadium. Because of limited space, requests for parking passes should be made with credential requests. It should not be assumed that parking passes will be provided with all media credentials.

Phones/Fax Machine

There are two phones available in the press box on a first-come, first-served basis. Fax service is also available upon request.

Radio/Television

Radio and television space for broadcasting baseball games is located in the press

box. LSU provides courtesy lines for radio stations wishing to broadcast a game from Alex Box Stadium.

LSU Sports Information Website

www.LSUports.net



INTERVIEW POLICIES

Head Coach Smoke Laval

Coach Laval is available for phone interviews on weekday mornings (9 a.m. - Noon) during the season. Please coordinate all requests for personal interviews with Coach Laval through his office. Appointments and interviews may be arranged through Virginia Robertson at (225) 578-4148. Coach Laval will talk to reporters approximately 10 minutes after the end of a game in the LSU dugout.

Players

Media members are invited to attend LSU baseball practice sessions. Players are available for interviews before each practice at approximately 1 p.m. in Alex Box Stadium.

Requests for live player interviews on the field prior to a game should be made through Bill Franques in the Sports Information Office.

Post-game player interviews are conducted in front of the LSU dugout at the conclusion of a brief team meeting on the field. The LSU locker room is closed to the media.

Media List

Newspapers

BATON ROUGE

The Advocate
P.O. Box 588
Baton Rouge, LA 70821
EXEC. SPORTS EDITOR: Butch Muir
ASST. SPORTS EDITOR: Matt Randolph
BEAT: Carl Dubois
PHONE: (225) 383-1111
FAX: (225) 388-0318
E-MAIL: sports@theadvocate.com

LSU Daily Reveille
Room 39, Hodges Hall, LSU
Baton Rouge, LA 70140
SPORTS EDITOR/BEAT: Jeff Powdrell
PHONE: (225) 578-8676
FAX: (225) 578-1698
E-MAIL: sports@reveille.stumedia.lsu.edu

NEW ORLEANS

Times-Picayune
3800 Howard Avenue
New Orleans, LA 70140
SPORTS EDITOR: Steve Rocca
SPORTS EDITOR: Peter Finney
(columnist)
PHONE: (504) 826-3405
FAX: (504) 826-3401
E-MAIL: sports@timespicayune.com
BEAT WRITER: Jim Kleinpeter
KLEINPETER ADDRESS:
6041 Destrehan Dr.
Baton Rouge, LA 70808
KLEINPETER HOME: (225) 769-9291
KLEINPETER FAX: (225) 763-9211

OTHER NEWSPAPERS

The Shreveport Times
222 Lake Street
Shreveport, LA 71130
SPORTS EDITOR: John McCloskey
BEAT WRITER: Nakia Hogan
PHONE: (318) 459-3300
FAX: (318) 459-3301
E-MAIL: sports@shreveporttimes.com

Lake Charles American Press
P.O. Box 2893
Lake Charles, LA 70602
SPORTS EDITOR: Scooter Hobbs
(columnist)
PHONE: (337) 494-4040
FAX: (337) 439-4036
E-MAIL: sports@americanpress.com

Alexandria Daily Town Talk
P.O. Box 7558
Alexandria, LA 71301
SPORTS EDITOR: John Marcase
PHONE: (318) 487-6351
FAX: (318) 487-6315
E-MAIL: sports@thetowntalk.com
BEAT WRITER: Dave Moormann
MOORMANN ADDRESS:
7536 Lew Hoad Ave.
Baton Rouge, LA 70810
MOORMANN OFFICE/FAX: (225) 766-5231

Monroe News-Star
411 No. Fourth Street
Monroe, LA 71201
SPORTS EDITOR: Barry Johnson
PHONE: (318) 362-0267
FAX: (318) 362-0273
E-MAIL: sports@gannett.com

Lafayette Daily Advertiser
P.O. Box 3268
Lafayette, LA 70502
SPORTS EDITOR: Bruce Brown
BEAT WRITER: Brady Aymond
PHONE: (337) 289-6303
FAX: (337) 289-6443
E-MAIL: bbrown@theadvertiser.com

Opelousas Daily World
P.O. Box 1179
Opelousas, LA 70570
SPORTS EDITOR: Tom Dodge
PHONE: (318) 942-4971
FAX: (318) 948-6572
E-MAIL: tom.dodge@dailyworld.com

Television Stations

BATON ROUGE
WAFB-TV (CBS Affiliate - Channel 9)
844 Government Street
Baton Rouge, LA 70802
SPORTS DIRECTOR: Steve Schneider
REPORTER: Jacques Doucet
PHONE: (225) 336-8891
FAX: (225) 379-7880
E-MAIL: wafbports@raycommmedia.com

WBRZ-TV (ABC Affiliate - Channel 2)
P.O. Box 2906
Baton Rouge, LA 70821
SPORTS DIRECTOR: Bo Williams
REPORTERS: Nick Foley
Michael Cauble
PHONE: (225) 336-2361
FAX: (225) 336-2347
E-MAIL: bo@wbrz.com

WVLA-TV (NBC Affiliate - Channel 33)
5220 Essen Lane
Baton Rouge, LA 70809
PHONE: (225) 766-3233
FAX: (225) 768-9191

Tiger Television (LSU Campus Station)
Hodges Hall, LSU
Baton Rouge, LA 70894
PHONE: (225) 578-8687
FAX: (225) 578-1698

NEW ORLEANS

WWL-TV (CBS Affiliate - Channel 4)
1024 No. Rampart Street
New Orleans, LA 70116
SPORTS DIRECTOR: Jim Henderson
REPORTERS: Lee Zurik, Juan Kincaid
PRODUCER: Tom Planchet
PHONE: (504) 529-6291
FAX: (504) 529-6472

WDSU-TV (NBC Affiliate - Channel 6)
846 Howard Avenue
New Orleans, LA 70113
SPORTS DIRECTOR: Rich Lenz
REPORTER: Matt Lambert
PHONE: (504) 679-0657
FAX: (504) 679-0733

WGNO-TV (ABC Affiliate - Channel 26)
ITM Building
New Orleans, LA 70112
SPORTS DIRECTOR: Ed Daniels
REPORTER: Harry McCulla
PHONE: (504) 619-6328
FAX: (504) 619-6332

WVUE-TV (FOX Affiliate - Channel 8)
P.O. Box 13847
New Orleans, LA 70185
SPORTS DIRECTOR: Joe Trahan
REPORTERS: Darrell Greene
Adam Norris
PHONE: (504) 483-1542
FAX: (504) 483-1543

Wire Services

Associated Press
1001 Howard Avenue, Suite 200-A
New Orleans, LA 70113
SPORTS EDITOR: Mary Foster
PHONE: (504) 523-3931
FAX: (504) 586-0531
E-MAIL: nrle@ap.org

Specialty Media

Tiger Rag
P.O. Box 496
Baton Rouge, LA 70821-0496
EDITOR/BEAT: Greg LaRose
PHONE: (225) 383-5271
FAX: (225) 343-4785
E-MAIL: glarose@i-55.com

Purple & Gold
4919 Jamestown Avenue, Suite 203
Baton Rouge, LA 70808
EDITOR: Scott McKay
PHONE: (225) 926-6300
FAX: (225) 231-1879
E-MAIL: scott@purpleandgold.com

Radio Stations

The Eagle 98.1 FM/Jam'n 107.3 FM
(LSU Radio Network Flagship)
P.O. Box 2331
Baton Rouge, LA 70821
PHONE: (225) 388-9898
FAX: (225) 499-9800

Louisiana Network
263 Third Street, 5th Floor
Baton Rouge, LA 70801
SPORTS: Jeff Palermo
PHONE: (225) 383-8788
FAX: (225) 342-9950

WIBR-AM 1300
650 Wooddale Blvd.
Baton Rouge, LA 70806
PHONE: (225) 926-1106
FAX: (225) 928-1606

WJBO-AM 1150/WSKR-AM 1210
P.O. Box 14061
Baton Rouge, LA 70898-4061
PHONE: (225) 231-1860
FAX: (225) 499-9696
SPORTS: Jon Fine, Tommy Krysan,
Jimmy Ott, Buddy Songy

KLSU-FM 91.1
Hodges Hall, LSU
Baton Rouge, LA 70894
PHONE: (225) 578-5911
FAX: (225) 578-1698

WWL-AM 870
1450 Poydras Street
Suite 440
New Orleans, LA 70112
SPORTS TALK: Buddy Diliberto
PHONE: (504) 593-6376
FAX: (504) 593-1850
E-MAIL: buddyd@wwlmail.com

LSU Communications

RADIO

LSU Radio Network
P.O. Box 25095
Baton Rouge, LA 70894
DIRECTOR: Jim Hawthorne
PHONE: (225) 578-1882
FAX: (225) 578-1861

TELEVISION

LSU Electronic Media
P.O. Box 25095
Baton Rouge, LA 70894
DIRECTOR: Kevin Wagner
ASSISTANT DIRECTOR: John Schiebe
PHONE: (225) 578-1797
FAX: (225) 578-1861

SPORTS INFORMATION

LSU Sports Information
P.O. Box 25095
Baton Rouge, LA 70894
SID: Michael Bonnette
SR. ASSOC. SID: Kent Lowe
ASSOC. SIDS: Fred Demarest
Bill Franques
Melissa Reynaud
PUB. COORDINATOR: Jason Feirman
PHOTOGRAPHY: Steve Franz
SECRETARY: Pat Fredericks
PHONE: (225) 578-8226
FAX: (225) 578-1861
WEBSITE: www.LSUsports.net



THE PROGRAM

Raymond "Smoke" Laval begins his first season in 2002 as the head coach of the LSU Fighting Tigers. Former LSU head coach Skip Bertman, who established the nation's premier college baseball program, retired from coaching at the end of the 2001 season. Bertman remains at LSU as athletics director, succeeding Joe Dean, who retired on December 31, 2000. Laval is a former University of Louisiana-Monroe head coach (1994-2000) who worked last season as LSU's administrative assistant. Laval served as Bertman's No. 1 assistant coach at LSU from 1984-93, helping lead the Tigers to two national championships (1991, 1993), six College World Series appearances and five Southeastern Conference titles in 10 seasons.

Skip Bertman (right) accepts the 1997 Louisville Slugger national championship trophy with LSU President Dr. William Jenkins.



FIVE

NCAA Championships won by the LSU Tigers. LSU is one of only three schools to win five national titles in the 55-year history of the CWS. The other schools are Southern California and Arizona State. LSU's success, however, has been more current, as the Tigers have claimed five CWS titles in the last 11 years. By comparison, Southern Cal has just one national title in the last 23 years; Arizona State has gone 20 years without a CWS crown.

1991, 1993, 1996
1997, 2000

Laval resuscitated the UL-Monroe program, as in seven seasons he guided the Indians to a 241-159 record, including NCAA Regional appearances in 1995, 1999 and 2000. The 2000 ULM club posted a 41-22 mark en route to the Southland Conference title, tying the school record for wins. Laval, the 1999 SLC Coach of the Year, also led the Indians to the 1999 regular-season league title and to the 1995 conference tournament crown.

Bertman is LSU's all-time winningest coach, as he compiled an 870-330-3 (.724) record in 18 seasons.

Bertman, the National Coach of the Year in 1986, 1991, 1993, 1996, 1997 and 2000, and the 1996 United States Olympic head coach, guided the Tigers to five national championships (1991, 1993, 1996, 1997, 2000) and 11 College World Series appearances (1986, '87, '89, '90, '91, '93, '94, '96, '97, '98, '00). In a poll released by *Baseball America* in January, 1999, Bertman was voted the second-greatest college baseball coach of the 20th century, trailing only Rod Dedeaux of Southern California. Under Bertman, LSU finished no worse than seventh in the final national polls in 12 of the past 16 seasons.

Bertman is one of only two coaches to have won five College World Series titles in the 55-year history of the event (Southern Cal's Dedeaux won 10 CWS crowns in the 1950s, '60s and '70s). Bertman has the fourth-highest total of CWS victories (29) and the fourth-highest CWS winning percentage (29-13, .691).

Bertman's record in SEC games was 328-159-2 (.673). Under Bertman, LSU dominated the SEC from 1989-2001, registering a 654-235-2 (.734) overall mark (an average of 50 wins per year) with five national championships, nine CWS appearances, six conference titles and eight 50-win seasons.

Significantly, LSU was 146-149 overall (.495) in the six seasons prior to Bertman's arrival -- after eight years as an assistant coach at Miami (Fla.) -- in 1984.

Bertman directed LSU to its fifth national title in 2000, as the Tigers recorded a 52-17 mark, including a perfect 13-0 post-season record. LSU won the SEC Tournament with four straight wins, and the Tigers raced to a 9-0 mark in the NCAA Tournament. The Tigers captured the national title with a thrilling 6-5 win over Stanford in the CWS championship game, as LSU scored four runs in the last two innings to overcome a 5-2 deficit. Catcher Brad Cresse's RBI single in the bottom of the ninth inning drove home shortstop Ryan Theriot with the winning run. LSU became only the third school in NCAA baseball history to win five national championships, joining Southern California and Arizona State.

LSU's road to the NCAA crown was arguably the most difficult in CWS history, as the Tigers had to defeat perennial powers Texas (28 CWS appearances), Southern California (20), Florida State (18) and Stanford (12) in order to claim the national championship.

The 2000 squad was Bertman's most productive offensive team, setting a school record for team batting average with a .340 mark. The Tigers also established Southeastern Conference records for hits (864) and doubles (194). For the fifth time, Bertman was voted National Coach of the Year by *Collegiate Baseball* magazine.

In addition to the five national titles, Bertman directed LSU to 13 NCAA Regional championships (1986, '87, '89, '90, '91, '93, '94, '96, '97, '98, '99, '00, '01), one NCAA Super Regional title (2000), seven Southeastern Conference regular-season titles (1986, '90, '91, '92, '93, '96, '97), six SEC Tournament crowns (1986, '90, '92, '93, '94, '00) and nine 50-win seasons (1986, 1989-93, 1996-97, 2000).



Smoke Laval (right) takes over as LSU's head coach in 2002, as Skip Bertman (left) has assumed the job of athletics director.

In its Jan. 19, 1997, issue, *Baseball America* magazine named LSU the "Team of the '90s". *Baseball America* listed the top 100 college baseball programs based upon a formula which encompasses the following categories: winning percentage, NCAA regional appearances, College World Series appearances, national championships, all-Americans, players who have been drafted, major league players and total attendance. LSU, which won four national championships (1991, '93, '96, '97) in the '90s, was No. 1 in the survey with 308 total points, easily outdistancing second-place Florida State with 257 points. Arizona State was third (247), followed by Texas (244), Cal State-Fullerton (240), Miami (236), Wichita State (227), Clemson (211), Stanford (209) and Oklahoma State (208).

LSU claimed its fourth NCAA title in June, 1997, as the Tigers overwhelmed Alabama, 13-6, in the College World Series final. LSU became the first school to win back-to-back national championships since Stanford in 1987-88. The Tigers completed the year with a 57-13 mark, setting the Southeastern Conference record for most single-season victories. The Tigers also established the NCAA record for single-season home runs, as LSU unloaded a remarkable 188 round-trippers en route to the national championship. LSU joined Southern California (six titles in the 1970s) as the only schools to win four CWS crowns in one decade.

LSU claimed its third national championship of the 1990s in 1996 when second baseman Warren Morris belted a two-run homer in the bottom of the ninth inning to lift the Tigers to a thrilling 9-8 College World Series title game win over Miami (Fla.). The '96 Tigers were one of the most prolific offensive teams in Southeastern Conference history, establishing league records for home runs (131), runs scored (648), RBI (549) and total bases (1,331).

In 1993, LSU won its second NCAA title in three years with an 8-0 victory over Wichita State in the CWS final. The 1993 Tigers also captured the Southeastern Conference title, as LSU became the first SEC school to win the league championship in four consecutive seasons (1990-93).

In 1991, LSU captured its first national championship with a record-setting performance at the CWS in Omaha, Neb. The Tigers defeated Wichita State, 6-3, in the title game and established Series marks for home runs, runs per game, slugging percentage and



Warren Morris' ninth-inning homer lifted LSU to the 1996 national championship.

fielding percentage.

In the 1990s, the Tigers posted a .737 winning percentage (503-179-2, an average of over 50 victories per year). Prior to Bertman's arrival at LSU in 1984, the Tigers had made only one NCAA Tournament appearance, recording a 1-2 mark at the 1975 South Regional in Starkville, Miss.

LSU is one of only three schools to win five national titles in the 55-year history of the CWS. The others are Southern California (12 titles) and Arizona State (5 titles). LSU's success, however, has been more current, as the Tigers have claimed five CWS titles in the past 11 years. By comparison, Southern Cal has just one national title in the past 23 seasons; Arizona State has played 20 seasons without a CWS crown.

LSU was one of just three schools in the country with seven College World Series appearances in the 1990s. Miami (Fla.) and Florida State also earned seven CWS trips in the last decade. All 11 of the Tigers' CWS appearances have come since 1986 -- LSU is one of only 10 schools to have made at least 11 CWS trips since the Series began in 1947. The Tigers have the third-highest all-time CWS winning percentage (minimum 20 games) -- LSU has a 29-13 (.691) CWS mark, trailing Southern California (74-26, .740) and Minnesota (17-7, .708).

LSU has the highest all-time NCAA Tournament winning percentage (.744) with a 90-31 record. Remarkably, LSU has a 21-4 record in championship rounds of NCAA post-season play. The Tigers are 5-0 in CWS finals, 15-1 in NCAA Regional finals and 1-3 in NCAA Super Regional finals.

The Tigers have won more College World Series games (29) than any other Southeastern Conference school. Alabama is second among league schools with 11 CWS triumphs. LSU is the only SEC squad with 11 CWS trips; Mississippi State is second with

276,622

Number of fans who attended LSU baseball games in Alex Box Stadium during the 2001 season. LSU ranked first in the nation in attendance for the sixth straight year. LSU has placed among the top six schools in attendance each year since 1991.



The 1975 Tigers earned LSU's first NCAA Tournament berth.

SIX

Southeastern Conference championships claimed by LSU in the 1990s, including an unprecedented four in a row from 1990-93.

Eddy Furniss claimed the 1998 Dick Howser Award as college baseball's most outstanding player.



seven all-time CWS berths. Since 1986, while LSU has made 11 CWS appearances, no other SEC school has reached Omaha more than four times. Other league schools in the CWS since '86 are Florida (four appearances), Mississippi State (three), Alabama

(three), Georgia (three), Arkansas (two), Auburn (two) and Tennessee (two).

LSU claimed six Southeastern Conference championships in the 1990s, including an unprecedented four in a row from 1990-93. In 1997, the Tigers claimed their sixth SEC title in eight years, posting a 22-7 conference mark. The conference championship was the 12th in LSU's history and the seventh during Skip Bertman's tenure.

LSU has finished either first or second in the overall conference standings in 11 of the past 13 years, including 2001, when the Tigers (18-12) placed first in the Western Division and second overall. LSU has won six SEC Tournament crowns (1986, '90, '92, '93, '94, 2000), and the Tigers are the only SEC team to have appeared in every conference tournament since 1985.

In 1993, LSU became the first team in Southeastern Conference history to win four straight league titles. The '93 Tigers, who registered an 18-8-1 SEC mark, clinched the overall championship by winning the SEC Western Division Tournament title in Alex Box Stadium. LSU defeated Mississippi State, 7-3, in the final game after battling out of the tournament losers' bracket. In 1992, LSU became the first league team to win three straight championships since Alabama in 1940, '41 and '42. Alabama also won three straight from 1934-36 and is the only other school with three consecutive titles since the SEC began recognizing a champion in 1933.

LSU has reached the 50-win plateau eight times in the past 13 years. LSU posted five consecutive 50-win seasons from 1989-93. No other Southeastern Conference team has had more than two consecutive 50-win campaigns. LSU in 1997 established the SEC record for most wins (57) in a season, breaking its own previous league mark of 55 set

in 1986, 1989 and 1991. While LSU has nine 50-win seasons in its annals, no other SEC school has more than three 50-win campaigns in its history.

LSU made its first-ever CWS appearance in 1986, when the Tigers finished fifth with a 1-2 record. LSU lost its CWS debut, 4-3, to Loyola-Marymount before rebounding with its first Series win, an 8-4 triumph over Maine. The Tigers were then eliminated by defending CWS champion Miami (Fla.), 4-3.

LSU returned to Omaha in 1987, marking the first time a Southeastern Conference team made back-to-back CWS appearances. The Tigers placed fourth in '87 with a 2-2 mark, as LSU was eliminated when Stanford's Paul Carey sent a Ben McDonald pitch over the left-field wall with the bases loaded in the ninth inning to give the Cardinal a 6-5 win.

After an incredible two-game sweep of top-ranked Texas A&M -- the Aggies entered the regional final round with a 58-5 record -- in the NCAA Central Regional at College Station, Texas, LSU joined the 1989 CWS field, placing in a tie for third with a 2-2 record. In 1990, the Tigers again emerged from an NCAA regional tournament losers' bracket to earn a CWS berth, as LSU captured the South I Regional at Baton Rouge with two scintillating one-run wins over Southern California. LSU finished in a tie for third at the '90 CWS, recording a 2-2 mark in the summer classic.

LSU claimed its first NCAA championship in 1991 as the Tigers decimated the CWS field, outscoring their opponents 48-15 in four games. LSU, which won the SEC regular-season title for the second straight year, became the first team since 1982 to win the national championship without a loss in the NCAA Tournament -- the Tigers won four consecutive games in both the NCAA South Regional and the College World Series. LSU's domination in Omaha was evidenced by the fact that the Tigers set CWS team records for most runs per game (12), highest fielding percentage (.993), highest slugging percentage (.603) and most home runs (nine).

LSU returned to Omaha in 1993 for another national championship crusade as the Tigers posted a 4-1 CWS mark, including an 8-0 victory over Wichita State in the final. Perhaps more memorable than the championship contest was LSU's 6-5 victory over Long Beach State in the CWS semi-finals, as the Tigers scored three runs in the bottom of the ninth inning for the win. LSU, which won the SEC for an unprecedented fourth straight year, advanced to the CWS by capturing the NCAA South Regional championship at Alex Box Stadium, which played host to a regional tournament for the fourth consecutive year.

In 1994, LSU became the first defending national champion to return to the CWS since Stanford accomplished the feat in 1988. The Tigers earned the CWS berth with four straight wins in the NCAA South Regional at Baton Rouge, including a thrilling 12-10 triumph over Southern California in the regional final. However, for the only time in its CWS history, LSU went "two-and-out" in Omaha, as the Tigers dropped consecutive decisions to Florida State and Cal State-Fullerton.

In 1996, LSU played host to an NCAA regional tournament for the seventh straight year, and the Tigers swept to four wins over Austin Peay, Nevada-Las Vegas, New Orleans and Georgia Tech to advance to the CWS. LSU also won four straight in Omaha, defeating Wichita State, Florida (twice), and Miami (Fla.). The championship game versus Miami provided the greatest finish in the 50-year history of the CWS as LSU second baseman Warren Morris launched a two-out, two-run homer in the bottom of the ninth inning to give the Tigers an electrifying 9-8 triumph.

In 1997, the Tigers played host to the NCAA South I Regional, defeating North Carolina-Greensboro and Oklahoma in their first two games before suffering a third-round loss to South Alabama. The Tigers rebounded for a thrilling 14-7, 11-inning triumph over Long Beach State before posting a double-header sweep over South Alabama (14-4 and 15-4) to claim the regional crown. For the second straight year, the Tigers went 4-0 in the College World Series, defeating Rice (5-4), Stanford (10-5 and 13-9) and Alabama (13-6). LSU became the first team to win back-to-back national titles without losing a CWS game. The only other teams to win consecutive national championships are Stanford (1987-88), Southern California (1970-71-72-73-74) and Texas (1949-50).

The 1998 LSU squad earned the Tigers' seventh CWS berth of the '90s by capturing the NCAA South II Regional title in Baton Rouge with victories over Nicholls State (18-4), Southwestern Louisiana (15-6) and Cal State-Fullerton (13-11 and 14-3). LSU defeated Southern California (12-10) and Mississippi State (10-8) in its first two CWS games, increasing the Tigers' Series winning streak to 10 games over three years. However, LSU suffered back-to-back losses to Southern Cal (5-4 and 7-3), and the Trojans advanced to the national championship game, where they defeated Arizona State.

LSU earned its 11th CWS trip in 15 seasons in 2000, as the Tigers played host to and won both an NCAA Regional and NCAA Super Regional. The Tigers defeated Jackson State and Louisiana-Monroe (twice) in the regional before sweeping two super regional

games from UCLA to claim the ticket to Omaha. LSU then posted four straight victories in the CWS, securing the national title with wins over Texas (13-5), Southern California (10-4), Florida State (6-3) and Stanford (6-5). The Tigers completed the year with a perfect 13-0 post-season mark, as LSU also won four straight games in capturing the SEC Tournament crown.

LSU has the highest all-time winning percentage in NCAA Tournament history.

LSU's cumulative record in the NCAA playoffs, including the regional/super regional tournaments and College World Series, is 90-31 (.744). The Tigers were 89-29 (.754) in NCAA post-season play during coach Skip Bertman's 18-year tenure and have won 62 of their last 77 tournament games, including 22 of their last 27 CWS contests. LSU has also won 60 of its last 74 games in NCAA Regional or Super Regional play. LSU has advanced to the NCAA Tournament in 13 consecutive seasons and in 16 of the past 17 years. Of LSU's 16 NCAA Tournament appearances since 1985, the Tigers have failed to reach the College World Series only five times (1985, 1992, 1995, 1999, 2001). The only other year LSU did not reach the CWS in that span was 1988, when the Tigers did not receive an NCAA Tournament bid.

LSU first qualified for NCAA regional play in 1975, when the Tigers posted a 1-2 mark at the South Regional in Starkville, Miss. In 1985 -- the Tigers' first NCAA appearance under Skip Bertman -- LSU dropped two consecutive games at the Central Regional in Austin, Texas, before advancing to its first College World Series a year later with a four-game sweep through the 1986 South I Regional field in Baton Rouge, La. The Tigers returned to Omaha in 1987 after taking four straight games at the South II Regional in New Orleans, La. After failing to receive an NCAA bid in 1988, LSU won five of six games at the 1989 Central Regional in College Station, Texas, to secure



Ben McDonald received the 1989 Golden Spikes Award as the nation's best amateur baseball player.

188

Home runs by the Tigers in their 1997 National Championship season. The total was an NCAA record, shattering the previous mark of 161 set in 1988 by Brigham Young. LSU hit at least one home run in all 70 of its 1997 games.

.744

LSU has the nation's highest all-time NCAA Tournament winning percentage (90-31, .744) and the third-highest all-time College World Series winning percentage (29-13, .690).

Former LSU pitcher Mike Sirotko (1990-93) helped lead the Chicago White Sox to the 2000 American League Central Division title.

its third CWS berth in four years. LSU earned its fourth berth to the CWS in 1990 as the Tigers took five of six games at the South I Regional in Baton Rouge.

In 1991, LSU posted four straight victories at the South Regional in Baton Rouge to set the stage for its national title drive in Omaha. In 1992, LSU played host to an NCAA Regional for the third straight year; however, the Tigers were eliminated in the South I semifinal by Cal State-Fullerton. The loss marked the first time since 1985 LSU did not win a regional after receiving an NCAA Tournament bid. In 1993, after a second-round loss to Kent State University, LSU won three straight NCAA South Regional games to earn its sixth CWS trip. The Tigers defeated South Alabama, 9-4, in the regional final.

The Tigers played host to an NCAA Regional for the fifth straight season in 1994, as LSU defeated Southeastern Louisiana, Fresno State and Southern California (twice) to earn another trip to Omaha. Alex Box Stadium again served as the host site for an NCAA tournament in 1995, as the Tigers participated in the South Regional, finishing third behind champion Cal State-Fullerton and runner-up Rice. In 1996, LSU captured the South II Regional crown in Alex Box Stadium, defeating Georgia Tech, 29-13, in the championship game. The contest featured a record-setting seventh inning in which LSU scored 18 runs on 13 hits with 17 consecutive Tiger batters reaching base.

In 1997, the Tigers claimed the South I regional title in Baton Rouge, defeating South

Alabama twice (14-4 and 15-4) on the tournament's final day. LSU hit .339 (82-for-242) in its six regional games, outscoring the opposition 76-29 while unloading 20 home runs. In 1998, the Tigers swept four games in the NCAA South II Regional at Baton Rouge, including two wins over former post-season nemesis Cal State-Fullerton. LSU hit .406 in the tournament while launching 20 homers in regional play for the second straight year.

In 1999, LSU claimed the NCAA Baton Rouge Regional as the Tigers emerged from the losers' bracket and posted consecutive victories over East Carolina. LSU advanced to the NCAA Super Regional in Tuscaloosa, Ala., where the Tigers dropped consecutive decisions to Alabama to end their post-season drive.

The 2000 Tigers played host to both a regional and super regional, marking the 11th straight year Alex Box Stadium served as a site for NCAA post-season play. The Tigers blitzed Jackson State (19-1) and Louisiana-Monroe (21-0, 5-3) to win the regional, and LSU overwhelmed UCLA (8-2, 14-8) in the super regional. In its five regional/super regional games, the Tigers hit .366 (70-for-192) with 18 doubles, one triple and 11 homers.

The 2001 Tigers captured LSU's sixth straight NCAA Regional championship with a 14-9 title-game victory over Virginia Commonwealth in Alex Box Stadium. The Tigers advanced to NCAA Super Regional play against Tulane at Zephyr Field in Metairie, La., where the teams played three games before sell-out crowds of nearly 12,000 per contest. LSU won a 13-inning thriller, 4-3, in Game 1, before the Green Wave rebounded for consecutive victories (9-4 and 7-1) to earn Tulane's first trip to the CWS.

Former LSU pitcher Ben McDonald, a right-hander from Denham Springs, La., capped a magnificent 1989 season by receiving the Golden Spikes Award, given by the United States Baseball Federation to the nation's most outstanding amateur player. McDonald, the consensus College Player of the Year, was the first player chosen in the free-agent amateur draft and made his major league debut with the Baltimore Orioles in September, 1989.

McDonald, who set an LSU career mark with 373 Ks, established Southeastern Conference standards for single-season strikeouts (202), innings pitched (152.1) and consecutive scoreless innings (44.2). A two-time All-American and a 1988 Olympic gold medalist, he finished his LSU career with a 29-14 record and a 3.24 ERA.

Former Tiger Lloyd Peever, a right-handed pitcher from Stonewall, Okla., was named the 1992 National Player of the Year by Collegiate



Baseball magazine. Peever, one of nine finalists for the 1992 Golden Spikes Award, was named first-team All-America by *Collegiate Baseball*, *Baseball America* and the American Baseball Coaches Association. He finished the season with a 14-0 record and a 1.98 ERA in 104.2 innings, and he became the first SEC pitcher to post 14 straight wins in one year. Peever signed with the expansion Colorado Rockies in 1992 after being selected in the fourth round of the major league draft.

LSU first baseman Eddy Furniss culminated a sterling four-year career by receiving the 1998 Dick Howser Trophy as college baseball's most outstanding player. Furniss finished his career as the SEC's all-time leader in hits (352), home runs (80), RBI (308), doubles, (87) and total bases (689). He is also No. 1 on the LSU career list for slugging percentage (.727) and walks (191). In NCAA annals, Furniss finished his career No. 3 all-time in total bases, No. 4 in home runs and doubles, and No. 5 in RBI. The Nacogoches, Texas, native -- who posted a .371 lifetime batting average -- hit .403 in 1998 with 27 doubles, three triples, 28 homers, 85 runs and 76 RBI, earning First-Team All-America and all-SEC honors. He was also voted a second-team Academic all-American with a 3.5 gpa in zoology.

In 1997, Furniss helped lead LSU to its second straight NCAA title, earning second-team all-America and all-SEC recognition and first-team Academic all-America honors. He batted .377 with 25 doubles, 17 homers and 77 RBI.

Furniss, a 1996 consensus first-team all-American, was voted the '96 Southeastern Conference Player of the Year after batting .374 (89-for-238) with a school-record 26 homers and an SEC-record 103 RBI. Furniss, whose home run and RBI totals were the best in the nation, also was named a second-team Academic all-American with a 3.7 gpa in zoology. Furniss became the third LSU player in four years to be named SEC Player of the Year (Todd Walker was the '93 recipient and Russ Johnson was the '94 honoree).

Todd Walker was voted in 1996 as the second baseman on the College World Series All-Time Team by the readers of the *Omaha*



World-Herald. Walker completed a brilliant three-year LSU career in 1994 as he became the SEC's all-time leader in hits (310), runs (234), RBI (246) and total bases (557). Walker, a native of Bossier City, La., was a 1994 finalist for the Golden Spikes Award and the Smith Award, as he batted .393 with 18 homers and 68 RBI. A consensus '94 All-American, he was also named the Most Outstanding Player of the NCAA South Regional, and he was selected to the College World Series All-Tournament team. Walker finished his career as LSU's all-time leader in hits, runs, RBI, total bases, home runs (52), doubles (61), triples (15) and batting average (.396).

In 1993, Walker led LSU to the national championship as he was named the Most Outstanding Player of the College World Series and the SEC Player of the Year. Walker batted .350 in the CWS with three homers and 12 RBI. On the year, he hit .395 with 22 homers while establishing single-season SEC

LSU has led the nation in attendance in each of the last six seasons. The Tigers drew an average of 7,476 fans to Alex Box Stadium in 2001.

21-4

LSU has a 21-4 record on championship day in NCAA post-season play (regional, super regional and CWS combined), including a 5-0 mark in CWS final games.



Lyle Mouton (21), catcher Gary Hymel and the Tigers won LSU's first NCAA championship in 1991 with a victory over Wichita State in the CWS.

28

LSU has produced 28 major leaguers over the past 17 years, including Baltimore Orioles all-star outfielder Albert Belle. Among the Tigers' other notable big leaguers are Paul Byrd of the Kansas City Royals, Curt Leskanic of the Milwaukee Brewers, Russ Johnson of the Tampa Bay Devil Rays, Lyle Mouton of the Florida Marlins, Todd Walker of the Cincinnati Reds, Armando Rios of the Pittsburgh Pirates, Warren Morris of the Pittsburgh Pirates, Randy Keisler of the New York Yankees, Mark Guthrie of the New York Mets and Keith Osik of the Pittsburgh Pirates.

records for RBI (102), total bases (214) and hitting streak (33 games). Walker, a 1993 consensus first-team All-American and a finalist for the Golden Spikes Award, also set the LSU career RBI mark with 178 in only two seasons.

Walker was named the 1992 National Freshman of the Year by *Collegiate Baseball* and by *Baseball America*. He enjoyed a phenomenal rookie season, batting .400 with 12 homers and an SEC-high 76 RBI. Walker also led the conference in runs (72) and total bases (163), and he became the first player in LSU annals to hit .400 in a single season. Along with being a first-team Freshman All-American, Walker was named second-team All-America by *Collegiate Baseball* and *Baseball America*.

Shortstop Russ

Johnson was named the 1994 Southeastern Conference Player of the Year after enjoying one of the best seasons in LSU annals. Johnson, a native of Denham Springs, La., batted .410 -- the highest single-season average in school history -- with 17 homers and 74 RBI. He led the SEC in doubles (26 - an LSU record), walks (67) and on-base percentage (.532), and he completed his three-year career with a .367 lifetime batting average.

Johnson was named a 1994 first-team All-American by the National Collegiate Baseball Writers Association, and he was voted Louisiana Collegiate Player of the Year by the La. Sportswriters Association. He was also selected as the Most Outstanding Player of the SEC Western Division Tournament, and he was named to the NCAA South Regional All-Tournament team. A Freshman All-America selection in 1992, Johnson finished his career in second place on the all-time LSU lists for runs (216), RBI (181), batting average (.367), doubles (60) and total bases (445).

Pitcher Brett Laxton was named the 1993 National Freshman of the Year by Baseball America and the National Co-Freshman of the Year by Collegiate Baseball, marking the second straight season an LSU player received such an honor (Todd Walker was the 1992 recipient). Laxton posted a 12-1 record and an



Former LSU pitcher Paul Byrd (1989-91) was named to the 1999 National League All-Star team.

SEC-best 1.98 ERA with five complete games, 98 strikeouts and 47 walks in 109 innings. He pitched a three-hit shutout in the CWS title contest against Wichita State, establishing a World Series championship game record by fanning 16 Shockers. A native of Audubon, N.J., Laxton earned first-team All-America and first-team All-Southeastern Conference recognition.

Shortstop Brandon Larson in 1997 became only the fourth player in NCAA history to hit 40 home runs. The consensus all-American from San Antonio, Texas, enjoyed a phenomenal season, batting .381 with SEC-record totals of 40 homers, 118 RBI and 250 total bases. Larson was named the Most Outstanding Player of the '97 CWS, leading LSU to the national title by hitting .368 (7-for-19) with three homers, eight RBI and six runs. Larson, a first-round draft choice of the Cincinnati Reds, established the LSU mark for most hits in a season (110), and he was named the Louisiana Collegiate Player of the Year.

Catcher Brad Cresse was a 2000 first-team all-America selection, as he led the nation in home runs (30) and RBI (106). Cresse, a native of Seal Beach, Calif., was named the 2000 recipient of the Johnny Bench National Collegiate Catcher of the Year award, and he was a finalist for the 2000 Golden Spikes Award.

Cresse, the fifth-round selection by the Arizona Diamondbacks in the 2000 major league draft, helped lead LSU to the 2000 national title by hitting .388 (106-for-273) with 21 doubles, 30 homers, 106 RBI, 73 runs, 217 total bases and a .790 slugging percentage. He provided the game-winning RBI in the 2000 national championship game versus Stanford, as his single in the bottom of the ninth inning scored shortstop Ryan Theriot from second base to give LSU a 6-5 win.

Cresse completed his career in second place on the SEC all-time HR list with 78 round-trippers, trailing Eddy Furniss, who hit 80 homers for LSU from 1995-98. Cresse ranked No. 2 in LSU career RBI with 257; Furniss was No. 1 with 308 RBI.

Second baseman Mike Fontenot was named 2000 National Freshman of the Year by The Sporting News and by Collegiate Baseball. Fontenot, a Slidell, La., native, became the third LSU player to earn freshman of the year accolades, following second baseman Todd Walker (1992) and pitcher Brett Laxton (1993). Fontenot, who was also voted the Southeastern Conference Freshman of the Year by the league's coaches, helped lead LSU to the 2000 national championship, as he batted .353 (103-for-292) with 13 doubles, three triples, 17 homers, 93 runs (SEC leader) and 64 RBI. He posted a .452 on-base percentage and stole eight bases in nine attempts. His 17 homers set the LSU freshman HR record formerly held by Blair Barbier (15 HR in 1997).

Fontenot was LSU's leading hitter in the College World Series, as he batted .462 (6-for-13) with two doubles, one homer, two RBI, six runs and five walks, earning CWS all-tournament honors.

He was also the Tigers' top hitter in nine NCAA Tournament games, batting .432 (16-for-37) with four doubles, two homers, nine RBI, eight walks and 13 runs.

Pitcher Lane Mestepey was voted the 2001 National Co-Freshman of the Year by Collegiate Baseball. Mestepey, a left-hander from Zachary, La., shared the honor with Wake Forest first baseman Jamie D'Antona. Mestepey emerged as the Tigers' No. 1 pitcher during the 2001 season, posting an 11-3 record and a 3.75 ERA with 79 strikeouts and 37 walks in 139.1 innings. He was voted first-team all-SEC and SEC Freshman of the Year by the league's coaches.

Mestepey also earned third-team all-America honors from *Collegiate Baseball*, and he was voted to the NCAA Baton Rouge Regional all-tournament team. Mestepey became the fourth LSU player to earn National Freshman of the Year recognition. The others are second baseman Todd Walker (1992), pitcher Brett Laxton (1993) and second baseman Mike Fontenot (2000).

Forty-two former LSU players have played major league baseball, including 28 big-leaguers since 1985. During his 18 years at LSU, Skip Bertman produced 111 players who signed professional contracts. Fifteen Bertman-coached LSU products played major league baseball in 2001, including Mark Guthrie (Athletics), Russ Johnson (Devil Rays), Andy Sheets (Devil Rays), Russ Springer (Diamondbacks), Todd Walker (Reds), Keith Osik (Pirates), Paul Byrd (Royals), Curtis Leskanic (Brewers), Jeff Reboulet (Dodgers), Armando Rios (Pirates), Warren Morris (Pirates), Lyle Mouton (Marlins), Randy Keisler (Yankees), Brandon Larson (Reds) and Kurt Ainsworth (Giants).

LSU has established an outstanding international reputation with representatives on each of the last four U.S. Olympic squads (1988, '92, '96, 2000). Skip Bertman served as the head coach of the United States Olympic team in 1996, directing the Americans to the bronze medal in Atlanta. As the USA Baseball head coach for two summers (1995 and '96), Bertman guided the U.S. to an incredible 71-11 record (.866 winning percentage), culminating his tenure with a victory over Nicaragua for the 1996 Olympic bronze medal. In 1995, Bertman led the United States to an unprecedented four-game sweep of Cuba, the reigning World and Olympic champion, and the squad ended its summer tour on a 21-game win streak, the longest in the history of USA Baseball. The '96 U.S. team added to the streak by winning its first 18 games before dropping a 5-1 decision to Cuba on June 29. In the fall of '96, USA Baseball presented Bertman with its annual Achievement Award, which is given to an individual who has participated in amateur

NINE

LSU has nine 50-win seasons since 1986, including six in the 1990s. No other Southeastern Conference team has more than three 50-win seasons in its history. LSU won an SEC-record 57 games in 1997.

Alex Box Stadium has played host to an NCAA Regional Tournament for 12 straight years.



LSU's Kurt Ainsworth pitched the United States to wins over Holland and Australia en route to the 2000 gold medal in Sydney.



baseball and has gone on to excel in his professional endeavors.

LSU second baseman Warren Morris and shortstop Jason Williams were two of the '96 Olympic team's brightest stars as the starting middle infielders. Morris was the Americans' leading hitter in the Olympics, batting .409 in nine games with five homers, one double, 11 RBI and 10 runs. Williams batted .367 in the Olympics with three homers, nine RBI and 10 runs.

Bertman served as the pitching coach of the 1988 U.S. Olympic team which captured a gold medal in Seoul. The '88 squad featured LSU pitcher Ben McDonald, who posted two Olympic victories. LSU pitcher Rick Greene was a member of the '92 Olympic team which competed in Barcelona, but fell short of earning a medal. LSU pitcher Kurt Ainsworth helped lead the U.S. to the gold medal at the 2000 Olympics in Sydney. Ainsworth pitched the

Americans to wins over Holland and Australia en route to the Olympic title.

LSU led the nation in attendance in 2001.

as 276,622 fans purchased tickets for games in Alex Box Stadium, which played host to an NCAA Regional tournament for the 12th consecutive year. LSU placed first in total attendance for the sixth year in a row in a national survey released by *Collegiate Baseball* magazine, as an average of 7,476 fans (an NCAA record) witnessed Tiger baseball in 2000. The Tigers have finished among the top six nationally in attendance in each of the last 11 seasons. Over two million fans have seen LSU baseball over the past 18 seasons. A total of 2,587,469 patrons have experienced "Baseball at the Box" during that period.

LSU's single-game attendance mark was established in 2000 when 8,622 fans jammed "The Box" for an April 11 game against Louisiana-Lafayette.

Innovative promotional schemes, record-breaking crowds and increasing revenues characterize LSU's baseball program. In 1983, the year before Skip Bertman's arrival as head coach, LSU drew only 10,002 fans for 22 dates at Alex Box Stadium, an average of 454 per game.

First-class is an appropriate description for LSU's playing and practice facilities, which are among the nation's finest both on a collegiate and on a major-league professional level. The latest improvement at Alex Box

USA

LSU has established an outstanding international reputation with representatives on each of the last four U.S. Olympic squads:

Ben McDonald - 1988

Rick Greene - 1992

Skip Bertman - 1988, 1996

Warren Morris - 1996

Jason Williams - 1996

Kurt Ainsworth - 2000



Ray Wright's brilliant catch prevented a Stanford home run in the 2000 College World Series.

Stadium was the installation in 1999 of bleachers in left-center field, increasing capacity by about 800 seats. The stadium scoreboard was moved in the fall of 1998 from left-center field to right-center to make room for the new bleachers. A major renovation project was completed at Alex Box Stadium in 1997, as four of the facility's light towers were moved behind the seating areas, providing all fans with an unobstructed view of the playing field.

In 1995, a squad meeting room was constructed which is also utilized for press conferences and receptions. The 1995 campaign also marked the debut of the "Home Run Village," a seating/picnic area behind the outfield fence. In 1994, the players' locker room and lounge were renovated and expanded, additional chair-back gold seats were installed, and the press box was refurbished. In 1993, Alex Box Stadium featured a new, advanced outfield drainage system. In 1992, the facility included a new umpires' locker room behind the visiting team dugout, terrace-level seating just above third base and bleachers behind the left-field wall.

Other improvements completed in recent years include the installation of a new grandstand roof, the insertion of chair-back seats in the grandstand and adjacent to the first-base dugout, and the addition of playground/picnic areas behind the outfield-line bleachers.

Alex Box Stadium also features a modern scoreboard and message center, an underground field sprinkler system, modernized restroom and concessions facilities and a beautifully landscaped entranceway. Other significant projects include the installation of luminous field lighting and a state-of-the-art public address system, and construction of a coaches' office building.

The coaching staff's influence on LSU Baseball goes beyond the Tigers' achievements on the playing field. The primary ingredient in the Tigers' winning formula is a commitment to the education and emotional development of the players. LSU's steadfast emphasis on academics has produced exceptional results. Nearly 100 percent of the players who competed for at least four years at LSU have received their degrees. In addition, student-athletes who leave the university early to play professional baseball often return at a later time to earn their degrees. For example, pitcher Clay Parker, who completed his athletic eligibility in 1984, received his LSU degree in 1995 after enjoying a lengthy major league career. Cincinnati Reds second baseman Todd Walker, who signed a pro contract in 1994, received a business degree from LSU in the fall of 1998.

Eighteen former baseball players have earned LSU degrees within the past two

years. In December, 1999, five Tigers became LSU graduates -- pitchers Doug Thompson and Kevin Shipp, outfielders Danny Higgins and Wes Davis, and infielder Mike Neal. Twelve more former Tigers earned degrees in the 2000 calendar year -- pitchers Matt Colvin, Trey Hodges, Jeremy Loftice and Ben Saxon, outfielders Tom Bernhardt, Mike Koerner, Jeremy Witten, Christian Bourgeois and Antoine Simon, and infielders Mike Daly, Josh Dalton and Eddy Furniss. And, infielder Trey McClure, a three-time team captain (1997-99), received his LSU degree in May, 2001. Nine more former or current players are scheduled to graduate in May, 2002.

LSU placed six players on the 2001 SEC Academic Honor Roll. The honorees included pitcher Billy Brian (3.25 gpa in construction management), pitcher Brad David (3.1 gpa in construction management), pitcher David Miller (3.0 gpa in general studies), pitcher Tim Nugent (3.3 gpa in general studies), third baseman Wally Pontiff (3.1 gpa in general studies) and pitcher Chad Vaught (3.1 gpa in zoology).

Former LSU first baseman Eddy Furniss was named a 1997 first-team Academic all-American by GTE-CoSIDA, and he received second-team Academic all-America recognition in 1996 and 1998. LSU's other Academic all-America selections include pitcher Chris Demouy (third-team, 1996), second baseman Warren Morris (first-team, 1995) and catcher Tim Lanier (third-team, 1994).

The scholastic progress of the players is closely monitored by both the coaching staff and by the counselors in LSU's Academic Center for Athletes. Monthly reports are sent to the players' parents detailing the athletes' educational and social advancement. Study sessions and exams always take precedence when conflicting with a baseball practice schedule.



Warren Morris of the Pittsburgh Pirates, a 1995 Academic All-American, was one of 15 former LSU players appearing on 2001 major league rosters.

SIX

LSU placed six players on the 2001 SEC Academic Honor Roll. The honorees included pitcher Billy Brian, pitcher Brad David, pitcher David Miller, pitcher Tim Nugent, third baseman Wally Pontiff and pitcher Chad Vaught.



Alex Box Stadium

"It's the best college atmosphere I've ever seen. They've got an Omaha crowd, except all of the fans are behind LSU."

-TENNESSEE HEAD COACH ROD DELMONICO

Alex Box Stadium, the home of the LSU Fighting Tigers, has a storied history which spans several decades. Always known as an excellent facility, recent efforts to upgrade the stadium have made it comparable to that of most professional minor-league clubs.

Last season, the Tigers drew 276,622 fans to Alex Box Stadium as LSU finished first in the nation in overall attendance for the sixth straight year. The 2001 total attendance mark was the second-highest in NCAA history, surpassed only by LSU's 2000 total of 286,874. The Tigers in 2001 averaged an NCAA-record 7,476 fans per home playing date (37 dates).

LSU has been among the nation's attendance leaders for the past 11 seasons, finishing No. 5 in 1991, No. 6 in 1992, No. 4 in 1993, No. 3 in 1994 and 1995, and No. 1 in 1996, 1997, 1998, 1999, 2000 and 2001.

During Skip Bertman's tenure as head coach (1984-2001), the Tigers attracted over 2.5 million fans to Alex Box Stadium. A total of 2,587,469 patrons have watched the Tigers play at "The Box" over the past 18 seasons.

The stadium is recognized both for its old-fashioned charm and for its modern renovations. Since 1985, it has been the site of four Southeastern Conference tournaments, 13 NCAA regional tournaments, one NCAA super regional series and one ABCA Hall of Fame tournament. Each year, "The Box" undergoes facility-improvement projects designed to enhance the comfort and enjoyment of LSU baseball fans.

Prior to the 1999 season, the stadium scoreboard was moved from left-center field to right-center field. Bleachers were then installed in left-center field, increasing seating capacity by approximately 800.

Visitors to Alex Box Stadium in 1998 had for the first time the opportunity to enjoy a concessions/picnic area behind the right-field bleachers, complementing a similar facility behind the left-field bleachers.

A major renovation project was completed at Alex Box Stadium in 1997, as two of the facility's light towers were moved behind the seating areas in order to give all fans an unobstructed view of the playing field. The project began in April, 1996, when two of the four light towers were moved. The remaining two towers were moved in February, 1997.

Some of the other recent additions to the stadium include a players' meeting room which can also be utilized as a facility for receptions and press conferences, and a "Home Run Village" parking area behind the outfield fence which allows fans to tailgate before and during games. A new outfield fence was installed in 1995 with a 15-foot hitters' backdrop in center field.

In 1994, "The Box" featured a freshly renovated and expanded players' locker room and lounge, along with a refurbished press box and additional chair-back seats in the grandstand. In 1993, an

advanced outfield drainage system was installed along with additional bleacher seating behind first base.

In 1992, the stadium featured the installation of expanded chair-back gold seats, an umpires' dressing room, terrace-level seating above the third-base dugout and bleachers behind the left-field wall. Renovations for the 1991 season included the installation of a new grandstand roof and the construction of a playground/picnic area behind the left-field bleachers.

The stadium began to resemble its present form with the



The squad room in Alex Box Stadium houses LSU's five NCAA Championship trophies.

arrival in 1983 of Skip Bertman. In 1985, the Tigers' locker room was given a facelift, and a fully-equipped training room, a coaches' dressing room and a players' lounge were installed.

Larger dugouts were constructed in 1986 along with a new outfield fence. The press box was expanded, and the stadium's right field fence was moved to make room for additional bleachers. In 1987, the stadium's restroom facilities were enlarged, and a new concessions stand was built beneath the grandstand.

"The Box" also features a modern scoreboard and message center, a state-of-the-art sound system, luminous field lighting, an underground field sprinkler system, a beautifully landscaped entranceway and spacious restroom facilities.

Originally a 2,500-seat facility, the concrete and steel grandstand of Alex Box Stadium was completed in 1938. Funding came from the Works Progress Administration, a federally sponsored agency which constructed public athletic facilities, among other such projects.

In its first two years, Alex Box Stadium was the site of spring training for the New York Giants. Such legendary baseball figures as Mel Ott, Carl Hubbell, Bill Terry and Dick Bartell were on hand with the Giants.

Stadium Information

Seating Capacity	7,760
Playing Field Distances	
Foul Lines	.330 ft.
Power Alleys	.365 ft.
Center	.405 ft.
Height of Fence	.10 ft.
In center field	.15 ft.
Playing Surface	natural grass

Tournaments Hosted

NCAA Regional Tournaments: 1986, 1990, 1991, 1992, 1993, 1994, 1995, 1996, 1997, 1998, 1999, 2000, 2001
 NCAA Super Regional Series: 2000
 SEC Tournaments: 1985, 1986, 1991, 1993
 ABCA Hall of Fame Tournament: 1991

LSU Record in

Alex Box Stadium (1984-2001)

YEAR	GAMES	W-L-T	PCT.
1984	31	23-8	.742
1985	34	31-3	.912
1986	43	38-5	.884
1987	35	30-5	.857
1988	33	27-6	.818
1989	36	31-5	.861
1990	37	32-5	.865
1991	43	33-10	.767
1992	38	30-8	.789
1993	43	34-8-1	.802
1994	35	28-7	.800
1995	36	28-8	.777
1996	39	32-7	.821
1997	40	36-4	.900
1998	35	32-3	.914
1999	38	27-11	.711
2000	39	28-11	.718
2001	37	27-10	.730
Totals	672	547-124-1	.815

Total Attendance in

Alex Box Stadium (1984-2001)

YEAR	DATES	ATT.	AVG.
1984	24	22,021	.918
1985	25	40,746	1,630
1986	34	81,075	2,385
1987	27	46,084	1,707
1988	27	46,831	1,734
1989	33	65,781	1,993
1990	30	78,616	2,621
1991	37	113,832	3,077
1992	34	114,937	3,381
1993	39	137,306	3,521
1994	33	143,595	4,351
1995	36	148,995	4,139
1996	39	226,805	5,816
1997	39	252,864	6,484
1998	35	232,597	6,645
1999	38	271,888	7,154
2000	39	286,874	7,355
2001	37	276,622	7,476
Totals	606	2,587,469	4,270

2001 National Attendance Leaders

1. LSU	276,622
2. Alabama	180,310
3. Texas	150,901
4. Texas A&M	147,400
5. South Carolina	145,616
6. Tulane	127,670
7. Miami (Fla.)	123,680
8. Fresno State	105,162
9. Rice	99,574
10. Wichita State	96,158

(From survey by Collegiate Baseball magazine)

Top 10 Alex Box Stadium Attendance Figures

	ATTENDANCE	OPPONENT	DATE	SCORE
1.	8622	Louisiana-Lafayette	4/11/00	LSU, 8-2
2.	8413	Ole Miss	4/13/01	LSU, 15-2
3.	8180	Mississippi State	4/22/00	LSU, 18-15
4.	8129	Mississippi State	4/21/00	MSU, 15-13
5.	8080	Florida	3/16/01	LSU, 18-10
6.	8029	Ole Miss	4/14/01	UM, 23-10
	8029	Tulane	3/7/01	TU, 13-3
8.	7994	Northwestern State	4/17/01	LSU, 9-7
9.	7975	Vanderbilt	4/20/01	VU, 7-5
10.	7926	Auburn	5/12/01	AU, 7-5

Alex Box (1920-1943)

LSU's baseball stadium was named in 1943 for Alex Box, a letterman on the 1942 team. Box was killed while fighting in North Africa during World War II.

Simeon Alex Box was born August 5, 1920, in Quitman, Miss., and attended George S. Gardiner High School in Laurel, Miss. Box came to LSU in 1938 and majored in petroleum engineering. He also played football and baseball, served as vice president of the junior class in engineering and was a member of several professional societies.



Box pursued his advanced ROTC studies in the engineering regiment. A handsome, popular figure on campus, he met and developed a close relationship with Earle Hubert, an attractive member of Delta Zeta sorority from Plaquemine, La. They had an understanding that she would complete her elementary education degree while he was serving in the military; then, they would later marry. Tragically, the terrors of warfare changed those plans.

After being commissioned in the U.S. Army, Box made short stops at camps in Florida and Pennsylvania and went on to England in August, 1942. He was posted to the First Infantry Division, called the "Big Red One" in North Africa. Lieutenant Box, a tank commander, displayed his heroism on November 9, 1942, when he risked his life in helping destroy six enemy machine gun nests and an artillery emplacement near Arcole, Algeria. His brave acts earned him the Distinguished Service Cross, the Army's second-highest decoration.

Only two months later, there was a fierce battle in Tunisia, and Box's tank was shredded by a German mine. He was killed instantly on February 19, 1943, at the age of 22. Brigadier General Theodore Roosevelt wrote a letter of condolence to Box's mother, Mattie, saying "the deeds and death of your son have gone to make up the spiritual background that is this country."

Laurel, Miss., superintendent of schools R.H. Watkins eulogized Box as a "perfect example of an athlete, a Christian gentleman, a scholar and a soldier . . . His beautiful life may be compared to a great piece of music which ends on a high note."

On the LSU campus, there was a spontaneous movement that spring to commemorate his sacrifice in some tangible way. At its May meeting, the LSU Board of Supervisors voted unanimously to name the baseball stadium for Box. That was considered such an unusual decision that the student newspaper, *The Reveille*, observed, "For the first time in the school's history, the service and memory of the military hero came to be esteemed so highly that a structure on the campus was named in his honor."

The Box family made a special presentation of Alex's personal memorabilia to LSU during the 1991 baseball season (see picture below). The memorabilia, enclosed in a specially-constructed glass case, is permanently housed in the LSU Athletic Hall of Fame and Museum.





Campus Life

Louisiana State University and Agricultural & Mechanical College has, throughout its 141-year history, served the people of Louisiana, the region, the nation, and the world through extensive multipurpose programs encompassing instruction, research, and public service. The University continuously develops programs of quality that make it one of the nation's outstanding educational institutions.

The University influences the educational, economic, social, and cultural lives of citizens throughout the state - in some way, it touches the life of every person in Louisiana.

Because of its designation as a Research University I - the top category of the Carnegie Foundation's ranking of research institutions - LSU ranks in the top two percent of the nation's colleges and universities. The Research I designation is shared by only 59 public and 29 private universities in the country. One of



only 25 universities nationwide designated as both a land-grant and sea-grant college, LSU is also actively pursuing space-grant status.

History and tradition began with LSU's founding in 1853 by the General Assembly of Louisiana as the Louisiana State Seminary of Learning and Military Academy near Pineville, Louisiana. The institution opened Jan. 2, 1860. When the Civil War began, the first superintendent, William Tecumseh Sherman, resigned to assume a command in the Union Army. Fire demolished the Seminary in 1869, and the school moved to Baton Rouge.

In 1870, the Seminary was renamed Louisiana State University. In 1874, under the United States Morrill Act, the Louisiana State Agricultural & Mechanical College was established in New Orleans. The two institutions were merged by the Legislature in 1877 to become Louisiana State University and Agricultural & Mechanical College.

Construction of the present campus began in 1922, and the first classes were held in 1926. LSU experienced major growth in the 1930s and 1940s, expanding its student body, curricula, and services. During the 1960s, the University began to place increasing



CAMPUS FACTS

LOCATION: Baton Rouge, La.
 FOUNDED: January 2, 1860
 ENROLLMENT: 29,022
 PRESIDENT: Dr. William Jenkins
 CHANCELLOR: Dr. Mark Emmert
 FACULTY REPRESENTATIVE:
 Dr. William Culbertson
 MAJOR FIELDS OF BACHELOR'S DEGREES: 73
 MAJOR FIELDS OF MASTER'S DEGREES: 75
 MAJOR FIELDS OF DOCTORAL DEGREES: 55

only 25 universities nationwide designated as both a land-grant and sea-grant college, LSU is also actively pursuing space-grant status.

History and tradition began with LSU's founding in 1853 by the General Assembly of Louisiana as the Louisiana State Seminary



LIVING ON CAMPUS

LSU has 18 residence halls with architectural styles ranging from a Renaissance style typical of the older core of the campus to modern high-rise buildings. Above is the newest addition, the highly popular East Campus Apartments, a co-ed dormitory that includes furnished rooms with connecting suites and e-mail workstations in the lobby, all within a short walk from the dining hall.

- Dining Halls
- Cable Television
- High-Speed Internet
- Mail Service
- Card Access
- Facility Repairs
- Security
- Telephone Services
- Furnished
- Washer/Dryer
- Microwave

emphasis on research.

Recognizing the importance and extent of statewide agricultural activities of units in the LSU System, the LSU Board of Supervisors in 1972 established the Center for Agricultural Sciences & Rural Development. This unit was renamed the LSU Agricultural Center in 1982. Components of the LSU Agricultural Center include the Louisiana Agricultural Experiment Station, the Louisiana Cooperative Extension Service, International Programs, and Administrative Services.

In 1977, the Paul M. Hebert Law Center, established as the LSU Law School in 1906, was made an autonomous division of the LSU System. It provides a legal education characterized by an unyielding demand for academic excellence. Its unique curriculum, based on civil law and substantial elements of common law, provides law graduates with qualifications and training for not one, but two legal systems.

LSU, located on more than 2,000 acres in the southern part of Baton Rouge, Louisiana, is bordered on the west by the Mississippi River. The University's more than 250 principal buildings are grouped on a 650-acre plateau that constitutes the main part of the campus.

LSU is accredited by the Southern Association of Colleges and Schools. The Hebert Law Center is a member of the Association of American Law Schools and is on the approved list of the American Bar Association.



Auditorium

Academic Center Expansion

Paramount to the success of the “student” half of the term student-athlete is providing LSU athletes with the best possible resources to excel in the classroom. For more than 20 years, the LSU Academic Center for Athletes has helped to build well-rounded student-athletes. But as times change and technology advances, the need for further improvements still exists. As a result, the Academic Center for Athletes will undergo a \$10 million



“Our academic support program should be the standard by which all academic support programs are measured. A first-class academic support center plays a major role in developing a quality academic support program for all student-athletes.” – LSU baseball coach Smoke Laval



Computer Lab

ACA RENOVATIONS

- expand the facility from 10,000 square feet to 54,000 square feet
- raise the total number of computers to 75
- include 14 private computer rooms in a state-of-the-art computer lab
- add additional study rooms and classrooms for private or group study
- provide additional study areas for specialized learning
- add a 1,000-seat auditorium

Planned improvements to the Gym Armory will not only benefit the Academic Center for Athletes, but the entire University as well. The old gymnasium will be transformed into a 1,000-seat auditorium the University will use for daily classes, presentations, lectures by distinguished University guests and other special academic events.



Reading Room

renovation that will not only keep it among the nation's premier centers – but put it at the forefront. Improvements to the existing center will give LSU student-athletes the best opportunity for success by providing access to the latest technology, as well as an array of expanded services. Renovations are expected to be completed for the fall of 2002.

“The project to renovate the Gym Armory illustrates how vision and careful planning can produce a product that benefits the entire University community. The project will improve the academic support program for our student-athletes, provide a critically needed auditorium for academic lectures, classes and special events, as well as renovate and preserve a historic and much-loved building.”

-- Chancellor Mark Emmert



The LSU Baseball team posted a 2.86 GPA in the fall of 2001, the highest among the university's men's sports.

Academic Success

ACADEMIC STAFF



Dr. Roger Grooters
Executive Director



Mary Boudreaux
Academic Advisor

Karla Lemoine
Director

Dr. Tommy Karam
Director, Eric Hill Athletic
Communications Studio

Dr. Jane Medver
Learning Specialist

Critical to the development of an athlete as a student is an adequate academic facility and capable staff to further the athlete's progress. The Academic Center for Athletes is responsible for overseeing the educational development and progress toward graduation for all student-athletes. The staff acts as a liaison between the athlete and the academic communities and insures that student-athletes comply with academic rules established by the University, NCAA and SEC. The staff also coordinates academic programs designed to assist student-athletes in acquiring a quality education.



SERVICES AVAILABLE AT THE ACADEMIC CENTER FOR ATHLETES

- A showpiece of the Academic Center is the Deumite Memorial Library, a 2,400-square foot resource and study facility offering reading materials and a relaxing quiet area conducive to learning.
- The Center has private study rooms, made possible by generous donations from alumni, and the Tammany Tigers Computer Room, which has the latest in technology to meet all of the student-athletes' needs. The Bengal Belle Room is an additional study area.



Eddy Furniss, the 1998 National Player of the Year, received his LSU degree in December, 2000.


"The Academic Center for Athletes is a tremendous asset to all athletes. It provides those tangibles that are necessary to achieve success in a collegiate environment. The Center provides tutors to help you understand your course material, academic coaches who teach you organizational skills, and time management seminars to enhance the skills needed in this society.

"In one word, the Center is GREAT!"

-- Shaquille O'Neal, LSU basketball player, 1989-92; the 2000 NBA MVP for the Los Angeles Lakers and a 2000 graduate of LSU

- The Eric Hill Athletic Communications Studio is a state-of-the-art facility that allows student-athletes to polish their public speaking ability and improve their communication skills with the media. Dr. Tommy Karam has expertise in assisting athletes in working with the news media.

- The support services offered include tutoring, career counseling and development, time management, study skills, and other programs that help each student-athlete reach and receive their highest-quality education and degree.



Academic All-American Warren Morris (right), pictured with LSU President Dr. William Jenkins, received a zoology degree in December, 1997.

2001 SEC Academic Honor Roll

Billy Brian	Tim Nugent
Brad David	Wally Pontiff
David Miller	Chad Vaught



- The Academic Center for Athletes, located in the Gym Armory, is responsible for overseeing the educational development and progress toward graduation for all student-athletes.



Giving Back

What is CHAMPS?

The CHAMPS/Life Skills program was developed by the NCAA to help **prepare student-athletes** for the challenges of life **beyond the playing field**. Through workshops, service projects, and social events, CHAMPS, an acronym for Challenging Athletes Minds for Personal Success, brings LSU student-athletes information that will prepare them for the biggest game of all - the game of life!



development, the CHAMPS Program not only assists the student-athletes with meeting daily challenges, but also enhances student-athlete's growth in their college years and beyond.

CHAMPS at LSU

The CHAMPS/Life Skills program at LSU is operated out of the Academic Center for Athletes, and the focus of the program is on five commitments viewed as critical to personal growth:

How can CHAMPS help?

By focusing on "real life" skills and personal



LSU baseball players and other athletes frequently visit hospitals as part of their commitment to community outreach.

I. Academic Excellence

II. Athletic Excellence

III. Career Development

IV. Personal Development

V. Community Service

Student-Athlete Advisory Board

The Student-Athlete Advisory Board (SAAB) is made up of athletes that have been chosen by the coaches and/or athletes to represent that particular team.

The student-athletes attend regular meetings on their team's behalf and put forward the opinions and ideas for discussion that are brought to them from coaches and student-athletes. If there is an issue that is important, coaches and student-athletes are urged not to hesitate to inform their representative.

This year's President is men's basketball player Collis Temple, III with Vice-President Claston Bernard from Track and Field.

LSU CHAMPS Program Gets National Honor

The LSU CHAMPS life skills program, under the direction of Miriam Segar, was recently announced as one of five schools receiving the Program of Excellence award from the National Association of Athletic Directors.



A "Program of Excellence" award is designed to recognize Division IA athletics programs that have established student-athlete welfare as the cornerstone of their operating principles. In identifying LSU's CHAMPS program as a "Program of



LSU pitcher David Miller and his teammates make frequent appearances at philanthropic events.



LSU baseball players conduct regular autograph sessions with their young fans.

Excellence", the school had to show:

- all five commitments of the CHAMPS program be in place and demonstrate both substance and longevity, i.e. the program exists as a total departmental commitment and is a part of the operating principles of the athletics program.
- goals and objectives are stated for all components which are designed to address the needs of the student-athletes and an evaluation process is defined.
- staff and budgets are available to support all five commitments of the CHAMPS program.
- the program shows evidence of marketing the CHAMPS program to the student-athletes, staff, university and community.
- comprehensive programming is available to all student-athletes in all five areas of the CHAMPS program.



Baseball trainer Shawn Eddy (left) measures LSU players' arm strength with a state-of-the-art Cybex machine.

Athletic Training

DR. MARTIN J. BROUSSARD CENTER FOR ATHLETIC TRAINING

LSU boasts the largest and most complete athletic training facility in all of collegiate athletics. Focused on aggressive rehabilitation, the Broussard Center for Athletic Training is furnished with the latest in technology and equipment. Some of the features of the 23,000-square foot facility include an on-site x-ray room, an in-house pharmacy, as well as state of the art hydrotherapy pools. The Broussard Center for Athletic Training is equipped with the largest hydrotherapy pools in both collegiate and professional sports and is one of the few collegiate training centers with a full-service pharmacy, as well as on-site x-ray room. LSU is also the only school in college athletics with a training room equipped with a full-service vision center. The facility is named in honor of legendary trainer Dr. Martin J. Broussard, who served as LSU's athletic trainer for more than four decades.



More Info:
www.lsusports.net/fb/ipix/fbtraining.htm

Want to see the Hydrotherapy Pools? See the IPIX 360° virtual tour of the Training Room on the LSU Athletic Department web site.

LINK



Strength and Conditioning

The LSU strength and conditioning facility was built in 1997 and features the latest in both strength training and cardiovascular training equipment. Measuring 10,000-square feet, LSU has one of the finest strength and conditioning facilities in the nation.

The LSU strength and conditioning team took a new direction in 2000 under head strength coach Tommy Moffitt. Moffitt, who was named the 1999 Collegiate Football Strength and Conditioning Coach of the Year by the Professional Football Strength and Conditioning Coaches Society, is in charge of the LSU strength and conditioning facility, located in Tiger Stadium.

Strength and conditioning can be the heart and soul of an athletic program's success, and LSU has taken great strides to improve its strength program and facilities.

More Info:

www.lsusports.net/fb/ipix/fbweight.htm

Want to see more of the Tiger's Weight Room? Take an IPIX 360° virtual tour on the LSU Athletic Department web site.

LINK



Baseball strength and conditioning coordinator Jim Nowell (left) implements the Tigers' strength training program.



The City of Baton Rouge

The state capitol building of Louisiana, located in Baton Rouge, is the tallest capitol building in the nation at 34 stories.



Hospitality and comfort are a Southern tradition practiced to perfection around Baton Rouge. Minutes from the city, ancient moss-draped oaks, fragrant honeysuckle, formal gardens and the finest examples of Southern architecture await.

Combine this with the excitement of the mighty Mississippi River, Cajun music and a gourmet meal that is topped with freshly brewed cafe-au-lait at one of Baton Rouge's fine restaurants. Mix in a weekend of baseball at

Alex Box Stadium, and Baton Rouge

becomes one of the most attractive cities for living, entertainment and education in the South.



Southern Travel

DISTANCE CHART FROM BATON ROUGE

Atlanta, Ga.8 hours
Biloxi, Miss.2 hours
Birmingham, Ala.6 hours
Dallas, Texas6 hours
Houston, Texas4 ^{1/2} hours
Jackson, Miss.2 ^{1/2} hours
Mobile, Ala.2 ^{1/2} hours
New Orleans, La.1 hour
Pensacola, Fla.4 hours
Shreveport, La.3 ^{1/2} hours



The Mississippi River with all of its might rolls through downtown Baton Rouge.

Baton Rouge Facts

Population
BATON ROUGE242,547
EAST BATON ROUGE PARISH ..461,304

Time Zone
Central

Average Temperatures
HIGH81.3
LOW52.5
AVERAGE67.5

- The State Capitol building, located in downtown Baton Rouge, is the tallest state capitol in the nation at 34 stories tall.

- Baton Rouge, the capital city of Louisiana, sits on the banks of the Mississippi River.

- The average annual temperature in Baton Rouge is 68 degrees and the city features a semi-tropical climate highlighted by mild winter months.

- Baton Rouge is just an hour away from the French Quarter in New Orleans and even closer to the million-acre Atchafalaya Swamp, which is called one of the biggest fishing ponds in the country.

Garth Brooks donned an LSU football jersey when he played before a sell-out crowd at the Pete Maravich Assembly Center.





The State of Louisiana

Louisiana, one of America's most culturally and geographically diverse states, is located in the heart of the Deep South. Adjacent to the Gulf of Mexico and dotted with hundreds of lakes and bayous, Louisiana is home to all types of terrain from swamps and marshes



Millions of visitors from around the world come to New Orleans each year to participate in Mardi Gras, a two-week party that includes more than 60 parades.



The French Quarter of New Orleans joins progressive technology with traditional Southern charm. Take a carriage ride through the heart of New Orleans and discover that even today it still maintains many of its traditional European roots.

to lush forests and gentle hills.

The state is known for its charm and friendly people, and still maintains the stately antebellum plantations and majestic oaks of its early days. The atmosphere is elegant, yet relaxed and casual. Dubbed the "Sportsman's Paradise," Louisiana offers some of the finest hunting, fishing and boating opportunities in the country.



- Oak Alley Plantation, built in 1839, is situated between New Orleans and Baton Rouge. The site of many movies, the quarter-mile canopy of giant

live oak trees, believed to be 300 years old, is a spectacular site.

Louisiana Facts

NICKNAME: The Pelican State
 ADMITTED TO UNION: . . . April 30, 1812
 STATE COLORS: . . . Gold, white and blue
 STATE BIRD: Brown Pelican
 STATE DOG: Catahoula Leopard Dog
 STATE TREE: Bald Cypress
 STATE FLOWER: Magnolia
 CLIMATE: Subtropical



Situated on the banks of the mighty Mississippi River, the New Orleans skyline is one of the most recognizable in America. The city is a thriving metropolitan area that still maintains the traditional charm of a time long gone.

- Foods like boiled crawfish, jambalaya, shrimp etouffee, and gumbo make the Cajun and Creole cuisine of Louisiana the envy of the nation.

- Last year, an estimated 23.7 million U.S. resident visitors came to Louisiana.

- Louisiana is home to Mardi Gras, New Orleans jazz, Creole culture, stately riverboats and some of the finest cuisine in the world.



Louisiana Lagniappe

ATCHAFALAYA: \a-chaff-a-LIE-a\
 n. Louisiana's famed undeveloped wetland.

BEIGNET: \ben-YAY\
 n. A tasty French donut without the hole.

BOUDIN: \BOO-dan\
 n. Hot, spicy pork mixed with onions, cooked rice and herbs and stuffed in sausage casing.

ETOUFFEE: \ay-too-FAY\
 n. Crawfish or shrimp in a delightfully spicy red sauce.

GUMBO: \GUM-boe\
 n. A delicacy of South Louisiana. A thick, robust soup with thousands of variations, only a few of which are Shrimp Gumbo, Chicken Gumbo, and File' Gumbo.

KREWE: \crew\
 n. An organization that puts on Mardi Gras balls and parades.

LAGNIAPPE: \LAHN-yap\
 n. A little something extra.

PO-BOY: - n. A sandwich extravaganza of either shrimp, oyster, roast beef, etc., that's served on a crispy-crust loaf bread called French Bread.

VIEUX CARRE: \vyuh-kah-RAY\
 n. The French name for the French Quarter meaning "Old Square."



Two-time NBA champion and 2000 league MVP Shaquille O'Neal joined the long list of prominent LSU alumni when he earned his degree in General Studies in December 2000.

Prominent LSU Alumni

While LSU continues to make its mark on the playing field, winning 36 national titles, the state's flagship University continues to be a breeding ground for some of the greatest minds in the world, past and present.



Reinosuke Hara, who did research at LSU in the 1950s and then later received the honorary Doctorate of Science degree from LSU in 1992, is Vice-Chairman of Seiko Instruments.



Jim Flores graduated from LSU and currently is the Vice Chairman of Ocean Energy, the world's leader in oil exploration, based in Houston, Texas.



Lod Cook graduated from LSU with a bachelor's degree in Mathematics in 1955 and then earned his Master's degree in Petroleum Engineering in 1955. Cook served as CEO of ARCO for nine years and he currently serves as co-Chairman of Global Crossing, a company that boasts 12,000 employees and revenues of \$12 billion.



Lod Cook was the lead donor for the Lod Cook Alumni Center on the LSU campus and in 1994 three of his friends, former Presidents of the United States Jimmy Carter, George Bush and Gerald Ford came to LSU for the dedication of the Alumni Center.



Mary L. Landrieu on Jan. 7, 1997, became the first woman from Louisiana elected to a full term in the United States Senate.



Dr. James Andrews is a world-renowned orthopedic surgeon. Andrews is a 1963 graduate of LSU and a 1967 graduate of LSU Medical School. While at LSU, Andrews won the SEC indoor and outdoor titles in the pole vault.



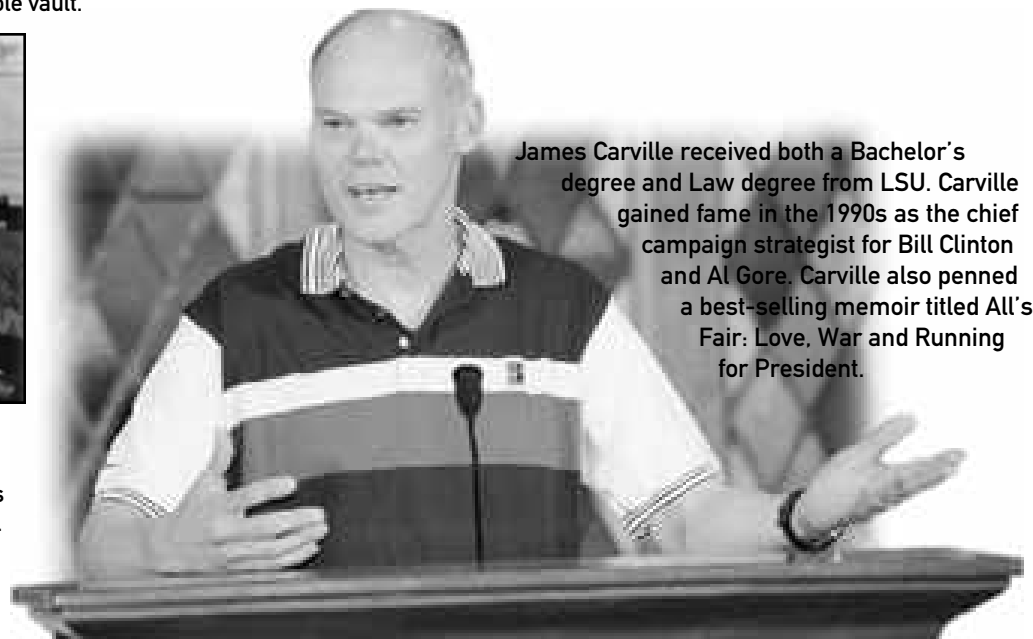
Harry Longwell graduated from LSU in 1963 with a Bachelor's degree in Petroleum Engineering and currently is Executive Vice President of ExxonMobil.



Kevin Faulk excelled in both the classroom and on the playing field as he graduated in just three years. Faulk is currently a member of the 2002 NFL Super Bowl champion New England Patriots.



Carlos Roberto Flores is currently president of Honduras, a position to which he was elected in 1997. Flores is married to the former Mary Carol Flake, also an alumnus of LSU.



James Carville received both a Bachelor's degree and Law degree from LSU. Carville gained fame in the 1990s as the chief campaign strategist for Bill Clinton and Al Gore. Carville also penned a best-selling memoir titled *All's Fair: Love, War and Running for President*.

OTHER NOTABLE ALUMNI

- Elizabeth Ashley, actress
- John Ed Bradley, novelist and *Sports Illustrated* writer
- U.S. Senator John Breaux
- Bill Conti, Academy Award-winning Hollywood composer
- Max Faget, a graduate of LSU in the 1940s, has often been called the "Father of Manned Spacecraft." Faget, LSU's Alumnus of the Year, designed the Gemini and Mercury spacecraft, both of which served a significant

role in America's quest to put a man on the moon.

- Current Louisiana Governor Mike Foster graduated from LSU with a Bachelor's degree in 1952.
- Julie Giroux, Emmy Award-winning composer
- Anthony McFarland received his degree from LSU in the spring of 1999, a month after being selected in the first round of the NFL draft by Tampa Bay.

- A journalism graduate from LSU in 1966, Thomas O. Ryder is Chairman of the Board of the American Express Publishing Corporation.
- Dolores Spikes, president of the University of Maryland-Eastern Shore
- Joanne Woodward, Academy Award-winning actress
- Seven LSU petroleum engineering alumni are heads of major oil companies.

BASKETBALL



Maravich still holds the NCAA record for career points with 3,667 and for career scoring average with 44.2 points a game. Maravich was selected the National Player of the Year in 1970 after leading the Tigers to the NIT Final Four. He scored 50+ points an amazing 28 times. After LSU he went on to a 10-year professional career and was selected as one of the NBA's 50 greatest players in 1997.


FOOTBALL



Billy Cannon

One of the true legends of college football in the South, Cannon was the 1959 Heisman Trophy winner that helped the Tigers to the 1958 national title. Cannon's most memorable performance came in 1959 against Ole Miss. The top-ranked Tigers trailed No.3 Ole Miss 3-0 in the fourth quarter when Cannon fielded a punt, broke seven tackles and returned it 89 yards as the Tigers went on to win 7-3. He went on to a successful 11-year professional career.

BASKETBALL



Shaquille O'Neal

Was the first pick in the 1992 NBA draft. He was named MVP of the league in 2000 and the Finals MVP in 2000 and 2001 after leading the Los Angeles Lakers to two World Championships. At LSU, O'Neal averaged 21.6 points and 13.6 rebounds for his career, and in 1991, he was named the World's Amateur Athlete of the Year as well as SEC Athlete of the Year and National Player of the Year. In 1997, he was named as one of the top 50 players in NBA history.

LSU Greats

Retired Numbers

The five athletes on this page are the only athletes to have their jerseys retired by LSU. Basketball has retired the No.23 for Pete Maravich, No. 50 for Bob Pettit, Jr., and No. 33 for Shaquille O'Neal. Football's only retired jersey is the No. 20 worn by Billy Cannon, while baseball retired the No.15 last spring in honor of longtime coach and current athletics director Skip Bertman.



BASKETBALL

Bob Pettit, Jr.


Led LSU to its first NCAA Final Four in 1953 and he later became the first player in NBA history to exceed the 20,000-plus point barrier. Pettit is a member of the NBA Hall of Fame and in 1997 he was named as one of the top 50 players in NBA history.



BASEBALL

Skip Bertman

A legend in the college baseball ranks, Bertman created a dynasty at LSU, guiding the Tigers to five national titles in a 10-year stretch from 1991-2000. He also skippered the United States to a bronze medal at the 1996 Olympics in Atlanta and was an assistant on the gold medal-winning U.S. squad in Seoul, Korea in 1988. Bertman retired from coaching following the 2001 season and is currently the LSU athletics director.



TRACK & FIELD

Peta-Gaye Dowdie

A 19-time All-American. Dowdie was a member of three NCAA Championship teams during her time at LSU and went on to compete for her native Jamaica at the 2000 Sydney Olympics.



BASKETBALL

Marie Ferdinand


The eighth pick overall in the 2001 WNBA draft by the Utah Starzz. A First-Team All-American in 2000-01 and helped the Lady Tigers to the Elite Eight in 2000 and to the NCAA Tournament four times.



BASEBALL

Eddy Furniss


Member of two National Champion LSU baseball teams, he owns the LSU and SEC records for career hits, doubles, home runs and RBI. Won the 1998 Dick Howser Award as the nation's top player.



TRACK & FIELD

Pat Henry

Has led the LSU track and field program to 21 national championships and 19 SEC titles.



TRACK & FIELD

Esther Jones

A 21-time All-American while at LSU. Won a gold medal in the 4x100 meter relay team in Barcelona in 1992.



BASEBALL

Ben McDonald


Named National Player of the Year in 1989 and he was later the first player chosen in the Major League Baseball Draft by the Baltimore Orioles.



BASEBALL

Warren Morris

Ninth inning game-winning home run lifted LSU to the national title in 1996. Morris is currently a second baseman for the Pittsburgh Pirates.



FOOTBALL

Jimmy Taylor

Tiger All-American fullback in 1957. Taylor became a Hall of Famer with the Green Bay Packers and was on both Super Bowl winners under Vince Lombardi.



FOOTBALL

Y.A. Tittle


A standout quarterback for the Tigers from 1944-47. Tittle went on to a Hall of Fame NFL career spanning 15 seasons where he was selected NFL MVP on two occasions ('57 and '62).



GOLF

David Toms

The two-time SEC Player of the Year, Toms has gone on to a successful career on the PGA Tour. Among his tour victories was a thrilling win at the PGA Championship in August.



FOOTBALL

Steve Van Buren

A halfback for the Tigers from 1941-43, Van Buren was an All-SEC selection in 1943, helping LSU to an Orange Bowl victory. An NFL Hall of Famer who enjoyed an eight-year career with the Eagles.



BASEBALL

Todd Walker

Capped his LSU career as the SEC's all-time leader in hits, runs, RBIs, and total bases. Walker, who is a member of the All-Time College World Series Team, led LSU to the national title in 1993.



LSU Athletics Hall of Fame

The LSU Hall of Fame Exhibit is housed on the first floor of the LSU Athletic Administration Building and features a complete history of the accomplishments of LSU teams, athletes and coaches in all varsity sports.

On display are trophies and memorabilia from all sports, listings of Southeastern Conference champion teams and national champion teams and photos of All-Americans in all sports.

Beginning this fall the expanded LSU Hall of Fame will be housed in the Jack and Priscilla Andonie wing of the Lod Cook Conference Center on Lakeshore Drive.




Hall of Fame Highlights

- LSU's only Heisman Trophy, from Billy Cannon's 1959 season
 - Pete Maravich's 1970 Naismith Trophy
- LSU's 1958 football national championship
- The bat Warren Morris used to hit his ninth inning home run in the 1996 College World Series
 - The baseball hit by Danny Higgins to break the NCAA team single season home run record
- An autographed Shaquille O'Neal size 22 shoe
- Trophies from LSU's national track championships
- Trophies from LSU's basketball Final Four appearances

The LSU Hall of Fame is open daily from 8 a.m. until 5 p.m., on football game days and other special occasions.



The LSU Baseball offices are located on the third floor of the athletic administration building (left).



Robbie Smith served as team captain of the 1985 LSU squad which won the SEC Western Division title.



Skip Bertman presents Ben McDonald with a plaque commemorating his spectacular LSU career.

No. 19 Honorees

McDonald, Smith Receive Permanent Recognition of Their Achievements

On February, 13, 1999, two of the finest men to wear an LSU baseball uniform -- Ben McDonald and the late Robbie Smith -- were honored in a special Alex Box Stadium ceremony prior to the Tigers' game with Texas. LSU head coach Skip Bertman unveiled two insignias on the center field wall bearing each player's name above the No. 19 -- the jersey number worn by both McDonald and Smith during their LSU careers. The insignias were painted on the wall as a permanent tribute to two LSU student-athletes who brought honor to the university through their exploits as student-athletes, and through their accomplishments as vital citizens.

McDonald, a 6-7 right-hander from Denham Springs, La., capped a magnificent 1989 season by receiving the Golden Spikes Award, given by the United States Baseball Federation to the nation's most outstanding amateur player. McDonald, who was also named National Player of the Year by *Baseball America*, *The Sporting News* and *Collegiate Baseball*, was the first player chosen in the free-agent amateur draft and made his major league debut with the Baltimore Orioles in September, 1989.

McDonald, who set an LSU career mark with 373 Ks, established Southeastern Conference standards for single-season strikeouts (202), innings pitched (152.1) and consecutive scoreless innings (44.2). A two time All-American and a 1988 Olympic gold medalist, he finished his LSU career with a 29-14 record and a 3.24 ERA.

McDonald, who enjoyed an excellent 10-year major league career with the Orioles and Milwaukee Brewers, also lettered as an LSU basketball player. He was a member of the 1986-87 Tiger hoops squad which advanced to the Elite Eight of the NCAA Tournament.

McDonald has volunteered his time to several philanthropic endeavors, including Special Olympics, Sojourner Truth House (prevention of domestic violence) and Child Abuse Prevention. He has also made significant financial contributions during his professional career to the LSU Scholarship Fund.

Smith, a trooper for the Florida Highway Patrol, was killed in Miami in July, 1997, when a man slammed his car into the back of Smith's parked police cruiser. Smith, 34, was trapped inside his car, which exploded on impact on Interstate 95.

Smith, a four-year veteran of the Florida Highway Patrol, had served with the Tri-County DUI Task Force for the 18 months prior to his death. The federally funded program allows nine state troopers from Dade, Broward and Palm Beach counties to stop drunk drivers and bring them to jail. For four years, Smith had been a member of the "One Hundred Club," a group of troopers recognized by the Florida Highway Patrol and Mothers Against Drunk Driving for having arrested more than 100 drunk drivers annually.

Smith came to the LSU baseball program in the fall of 1983 as a transfer from Miami Dade South Junior College. He pitched for head coach Skip Bertman's first two LSU teams in 1984 and 1985, serving as the '85 team captain. Smith earned 1985 all-Southeastern Conference honors, posting a 6-1 record and a 3.83 ERA in 80 innings of work. He recorded 71 strikeouts and 35 walks in helping the '85 Tigers win the SEC Western Division and advance to an NCAA regional for the first time in 10 years.

Smith pitched in the Minnesota Twins organization from 1985 to 1989, and he earned his bachelor's degree from LSU in 1989.

Smith is survived by his wife Lisa; their twins, Todd Michael and Taylor Marie; his parents David and Brenda Smith; and his brother Danny Smith, a former Florida Highway Patrol trooper now employed by the Coral Gables (Fla.) Police Department. Danny Smith pitched at the University of Miami when Bertman worked as an assistant coach there.



Head Coach Skip Bertman joins the family of the late Robbie Smith in a 1999 pre-game ceremony honoring Robbie's achievements.



Kurt Ainsworth



Todd Walker



Ben McDonald

First-Team All-Americans

Allen Smith, LHP -- Maysville, Ky.

1961 First-Team All-American

Smith's LSU Career Statistics

YEAR	W-L	ERA	IP	H	R	ER	BB	SO
1960	5-5	2.31	70.1	55	27	18	21	46
1961	10-2	1.34	88.0	53	18	13	25	75
1962	7-2	1.93	79.0	59	30	17	27	54
TOTAL	22-9	1.82	237.1	167	75	48	73	175

Mike Miley, INF -- Metairie, La.

1974 First-Team All-American

Miley's LSU Career Statistics

YEAR	G	AB	R	H	AVG.	2B	3B	HR	RBI	BB	SO	SB
1972	39	120	27	40	.333	7	1	8	31	22	16	3
1973	31	99	22	27	.273	4	2	2	11	21	28	3
1974	35	102	19	28	.275	6	4	3	16	24	13	5
TOTAL	105	321	68	95	.280	17	7	13	58	67	57	11

Ben McDonald, RHP -- Denham Springs, La.

1988 & 1989 First-Team All-American • 1989 Golden Spikes Award Recipient

McDonald's LSU Career Statistics

YEAR	G-GS	W-L	ERA	SV	CG	SHO	IP	H	R	ER	BB	SO
1987	14-4	2-3	4.06	1	0	0	37.2	43	19	17	4	27
1988	22-14	13-7	2.65	1	10	0	118.2	96	46	35	27	144
1989	26-21	14-4	3.49	4	8	3	152.1	124	68	59	40	202
TOTAL	62-39	29-14	3.24	6	18	3	308.2	263	133	111	71	373

Wes Grisham, OF -- Norman, Okla.

1990 First-Team All-American

Grisham's LSU Career Statistics

YEAR	G	AB	R	H	AVG.	2B	3B	HR	RBI	BB	SO	SB
1989	72	291	68	106	.364	26	6	19	85	31	44	11
1990	73	278	65	100	.360	18	4	11	72	34	41	5
TOTAL	145	569	133	206	.362	44	10	30	157	65	85	16

Lloyd Peever, RHP -- Stonewall, Okla.

1992 First-Team All-American • 1992 Collegiate Baseball National Player of the Year

Peever's LSU Career Statistics

YEAR	G-GS	W-L	ERA	SV	CG	SHO	IP	H	R	ER	BB	SO
1992	17-15	14-0	1.98	0	3	1	104.2	67	25	23	20	116

Todd Walker, 2B -- Bossier City, La.

1993 & 1994 First-Team All-American • 1993 College World Series Most Outstanding Player

1992 National Freshman of the Year • All-Time College World Series Team

Walker's LSU Career Statistics

YEAR	AB	R	H	RBI	AVG.	2B	3B	HR	TB	SPCT.	BB	SO	SB
1992	250	72	100	76	.400	21	3	12	163	.652	38	28	18
1993	276	85	109	102	.395	17	11	22	214	.775	49	35	14
1994	257	77	101	68	.393	23	1	18	180	.700	52	28	19
TOTAL	783	234	310	246	.396	61	15	52	557	.711	139	91	51



Mike Miley



Allen Smith



Lloyd Peever



Russ Johnson

Brett Laxton, RHP -- Audubon, N.J.*1993 First-Team All-American • 1993 National Freshman of the Year***Laxton's LSU Career Statistics**

YEAR	G-GS	W-L	ERA	SV	CG	SHO	IP	H	R	ER	BB	SO
1993	19-17	12-1	1.98	0	5	1	109	67	32	24	47	98
1994	14-14	4-5	4.36	0	1	0	66	63	46	32	38	54
1995	13-13	4-4	4.37	0	0	0	68	65	44	33	42	65
1996	14-12	8-2	3.54	0	0	0	56	50	29	22	28	55
TOTAL	60-56	28-12	3.34	0	6	1	299	245	151	111	155	272

Russ Johnson, SS -- Denham Springs, La.*1994 First-Team All-American • 1994 SEC Player of the Year***Johnson's LSU Career Statistics**

YEAR	G	AB	R	H	AVG.	2B	3B	HR	RBI	BB	SO	SB
1992	63	240	61	81	.338	16	3	7	49	29	35	16
1993	71	259	83	92	.355	18	3	8	58	67	24	19
1994	66	234	72	96	.410	26	4	17	74	67	25	26
TOTAL	200	733	216	269	.367	60	10	32	181	163	84	61

Scott Schultz, RHP -- Sterling, Va.*1995 First-Team All-American***Schultz' LSU Career Statistics**

YEAR	G-GS	W-L	ERA	SV	CG	SHO	IP	H	R	ER	BB	SO
1992	21-10	8-3	2.90	0	3	1	93.1	80	32	31	29	76
1993	23-12	7-3	4.91	3	0	0	66.0	76	43	36	33	52
1994	19-17	12-2	3.26	1	4	1	118.2	112	60	43	29	131
1995	16-15	11-4	3.46	0	6	0	117.0	97	49	45	27	150
TOTAL	79-54	38-12	3.51	4	13	2	398.0	365	184	155	118	409

Eddie Yarnall, LHP -- Coral Springs, Fla.*1996 First-Team All-American***Yarnall's LSU Career Statistics**

YEAR	G-GS	W-L	ERA	SV	CG	SHO	IP	H	R	ER	BB	SO
1994	5-5	0-0	10.95	0	0	0	12.1	12	16	15	10	17
1995	16-10	5-0	3.45	0	1	0	60	46	29	23	36	87
1996	19-17	11-1	2.38	0	3	0	124.2	89	37	33	52	156
TOTAL	40-32	16-1	3.24	0	4	0	197	147	82	71	98	260

Eddy Furniss, 1B -- Nacogdoches, Texas*1996 & 1998 First-Team All-American • 1998 Dick Howser Award Recipient**1996 SEC Player of the Year***Furniss' LSU Career Statistics**

YEAR	AVG.	G	AB	R	H	2B	3B	HR	RBI	BB	SO	SB-A
1995	.326	62	215	30	70	14	1	9	52	15	44	2-2
1996	.374	66	238	69	89	21	1	26	103	46	43	1-2
1997	.378	70	259	77	98	25	0	17	77	58	56	0-3
1998	.403	67	236	85	95	27	3	28	76	72	40	0-3
TOTAL	.371	265	948	261	352	87	5	80	308	191	183	3-10

Patrick Coogan, RHP -- Baton Rouge, La.*1997 First-Team All-American***Coogan's LSU Career Statistics**

YEAR	G-GS	W-L	ERA	SV	CG	SHO	IP	H	R	ER	BB	SO
1995	8-2	2-0	3.72	0	0	0	19.1	15	9	8	3	27
1996	26-10	6-0	4.13	1	0	0	80.2	88	48	37	28	95
1997	25-17	14-3	4.46	3	3	0	125	114	69	62	36	144
TOTAL	59-29	22-3	4.28	4	3	0	225	217	126	107	67	266

Brandon Larson, SS -- San Antonio, Texas*1997 First-Team All-American**1997 College World Series Most Outstanding Player***Larson's LSU Career Statistics**


YEAR	G	AB	R	H	AVG.	2B	3B	HR	RBI	BB	SO	SB
1997	69	289	82	110	.381	16	2	40	118	21	57	9


Brad Cresse, C -- Seal Beach, Calif.*1998 & 2000 First-Team All-American • 2000 Johnny Bench Award Recipient***Cresse's LSU Career Statistics**

YEAR	G	AB	R	H	AVG.	2B	3B	HR	RBI	BB	SO	SB
1997	45	122	25	27	.221	4	0	9	22	9	49	0
1998	63	232	55	75	.323	13	0	29	90	32	66	0
1999	59	215	52	65	.302	11	0	10	39	26	47	2
2000	69	273	73	106	.388	21	0	30	106	39	51	1
TOTAL	236	842	205	273	.324	49	0	78	257	106	213	3

Kurt Ainsworth, RHP -- Baton Rouge, La.*1999 First-Team All-American • 2000 Olympic Gold Medalist***Ainsworth's LSU Career Statistics**

YEAR	G-GS	W-L	ERA	SV	CG	SHO	IP	H	R	ER	BB	SO
1998	6-0	0-0	4.50	0	0	0	8.0	10	5	4	7	14
1999	22-19	13-6	3.45	1	5	2	130.1	114	65	50	48	157
TOTAL	28-19	13-6	3.51	1	5	2	138.1	124	70	54	55	171


**Scott Schultz****Wes Grisham****Eddie Yarnall****Brett Laxton****Patrick Coogan****Brandon Larson****Eddy Furniss****Brad Cresse**



Todd Walker

Forty-two former LSU players have reached the major leagues, including 28 Tigers since 1985. Head coach Smoke Laval tutored 24 future major leaguers during his tenure as an LSU assistant coach from 1984-93.

Below is a complete listing of Tigers in the Major Leagues, spanning every era of LSU's 109-year baseball history.



Eddie Yarnall

Tigers in the Major Leagues



Kurt Ainsworth



Albert Belle



Jim Bowie



Paul Byrd



Rick Greene



Mark Guthrie

Joe Bill Adcock, OF

Coushatta, La.
LSU: 1947
Player
Cincinnati Reds: 1950-52
Milwaukee Braves: 1953-62
Cleveland Indians: 1963
Los Angeles Angels: 1964
Cleveland Indians: 1965-66
Manager
Cleveland Indians: 1967

Kurt Ainsworth, RHP

Baton Rouge, La.
LSU: 1997-99
San Francisco Giants: 2001

A.W. Baird, INF

Cleburne, Texas
LSU: 1916
New York Giants: 1917, 1919

Albert Belle, OF

Shreveport, La.
LSU: 1985-87
Cleveland Indians: 1989-96
Chicago White Sox: 1997-98
Baltimore Orioles: 1999-2000

Buddy Blair, 3B

Columbia, Miss.
LSU: 1933-34, 1936
Philadelphia Athletics: 1942

Jim Bowie, 1B

Fairfield, Calif.
LSU: 1986
Oakland Athletics: 1994-95

Paul Byrd, RHP

Louisville, Ky.
LSU: 1989-91
New York Mets: 1995-96
Atlanta Braves: 1997-98
Philadelphia Phillies: 1998-2001
Kansas City Royals: 2001

Walker Cress, P

Ben Hur, Va.
LSU: 1938-39
Cincinnati Reds: 1948-49
Alvin Dark, INF/OF/P
Commanche, Okla.
LSU: 1943
Player
Boston Braves: 1946, 1948-49
New York Giants: 1950-56
St. Louis Cardinals: 1956-58
Chicago Cubs: 1958-59

Philadelphia Phillies: 1960
Milwaukee Braves: 1960
Manager
San Francisco Giants: 1961-64
Kansas City Athletics: 1966-67
Cleveland Indians: 1968-71
Oakland Athletics: 1974-75
San Diego Padres: 1977

John Fetzer, P

Baton Rouge, La.
LSU: 1944
Boston Braves: 1948

Mark Freeman, P

Memphis, Tenn.
LSU: 1949-51
Kansas City Athletics
New York Yankees
Chicago Cubs

Rick Greene, RHP

Miami, Fla.
LSU: 1990-92
Cincinnati Reds: 1999
Minnesota Twins: 2000
Mark Guthrie, LHP
Venice, Fla.
LSU: 1984-87
Minnesota Twins: 1989-95

Los Angeles Dodgers: 1995-98
Boston Red Sox: 1999
Chicago Cubs: 1999-2000
Tampa Bay Devil Rays: 2000
Toronto Blue Jays: 2000
Oakland Athletics: 2001

Eric Hetzel, RHP

Crowley, La.
LSU: 1985
Boston Red Sox: 1989-90
Baltimore Orioles: 1991

Roland B. Howell, P


Napoleonville, La.
LSU: 1910-12
St. Louis Cardinals: 1912

Russ Johnson, SS

Denham Springs, La.
LSU: 1992-94
Houston Astros: 1997-2000
Tampa Bay Devil Rays: 2000-01

Randy Keisler, LHP

Richards, Texas
LSU: 1998
New York Yankees: 2000-01



Eric Hetzel



Russ Johnson




Randy Keisler



Brett Laxton



Brandon Larson



Curtis Leskanic



Ben McDonald




Barry Manuel




Warren Morris



Lyle Mouton



John O'Donoghue



Chad Ogea

Brandon Larson, INF

San Antonio, Texas
LSU: 1997
Cincinnati Reds: 2001

Brett Laxton, RHP

Audubon, N.J.
LSU: 1993-96
Oakland Athletics: 1999
Kansas City Royals: 2000

Curtis Leskanic, RHP

Munhall, Pa.
Colorado Rockies: 1993-99
Milwaukee Brewers: 2000-01

Dave Madison, P

Brooksville, Miss.
LSU: 1941, 1943
New York Giants: 1950
St. Louis Cardinals: 1952
Detroit Tigers: 1952-53

Barry Manuel, RHP

Mamou, La.
LSU: 1985-87
Texas Rangers: 1991-93
Baltimore Orioles: 1994
Montreal Expos: 1995-96
New York Mets: 1997
Arizona Diamondbacks: 1998

Ben McDonald, RHP

Denham Springs, La.
LSU: 1987-89
Baltimore Orioles: 1989-95
Milwaukee Brewers: 1996-97

Mike Miley, SS

Metairie, La.
LSU: 1972-74
California Angels: 1975-76

Joe Moock, 3B

Plaquemine, La.
LSU: 1964
New York Mets: 1967

Warren Morris, INF

Alexandria, La.
LSU: 1993-96
Pittsburgh Pirates: 1999-2001

Lyle Mouton, OF

Lafayette, La.
LSU: 1990-91
Chicago White Sox: 1995-97
Baltimore Orioles: 1998
Milwaukee Brewers: 1999-2000
Florida Marlins: 2001

John O'Donoghue, LHP

Elkton, Md.
LSU: 1988-90
Baltimore Orioles: 1993-94
Los Angeles Dodgers: 1994-96

Chad Ogea, RHP

Lake Charles, La.
LSU: 1989-91
Cleveland Indians: 1994-98
Philadelphia Phillies: 1999
Tampa Devil Rays: 1999-2000

Keith Osik, C

Wading River, N.Y.
LSU: 1988-90
Pittsburgh Pirates: 1996-2001

Clay Parker, RHP

Grayson, La.
LSU: 1982-85
Seattle Mariners: 1987
New York Yankees: 1988-89
Detroit Tigers: 1990-91
Oakland Athletics: 1991

Jeff Reboulet, INF

Kettering, Ohio
LSU: 1985-86
Minnesota Twins: 1992-96
Baltimore Orioles: 1997-99
Kansas City Royals: 2000
Los Angeles Dodgers: 2001

Armando Rios, OF

Carolina, Puerto Rico
LSU: 1991-93
San Francisco Giants: 1998-2001
Pittsburgh Pirates: 2001

Connie Ryan, INF

New Orleans, La.
LSU: 1941
New York Giants: 1942
Boston Braves: 1943-50
Cincinnati Reds: 1950-51
Philadelphia Phillies: 1952-53
Cincinnati Reds: 1953-54

Andy Sheets, INF

St. Amant, La.
LSU: 1991-92
Seattle Mariners: 1996-97
San Diego Padres: 1998
Anaheim Angels: 1999
Boston Red Sox: 2000
Tampa Bay Devil Rays: 2001

Mike Sirotka, LHP

Houston, Texas
LSU: 1990-93
Chicago White Sox: 1995-2000

Russ Springer, RHP

Pollock, La.
LSU: 1987-89
New York Yankees: 1992
California Angels: 1993-95
Philadelphia Phillies: 1995-96
Houston Astros: 1997
Arizona Diamondbacks: 1998
Atlanta Braves: 1998-99
Arizona Diamondbacks: 2000-01

Art Swanson, P

Baton Rouge, La.
LSU: 1954
Pittsburgh Pirates: 1955-57

Jack Voigt, OF

Venice, Fla.
LSU: 1985-87
Baltimore Orioles: 1992-95
Texas Rangers: 1995-96
Milwaukee Brewers: 1997
Texas Rangers: 1998
Oakland Athletics: 1998

Todd Walker, INF

Bossier City, La.
LSU: 1992-94
Minnesota Twins: 1996-2000
Colorado Rockies: 2000-01
Cincinnati Reds: 2001

Randy Wiles, LHP


New Orleans, La.
LSU: 1970-73
Chicago White Sox: 1977

Eddie Yarnall, LHP


Coral Springs, Fla.
LSU: 1994-96
New York Yankees: 1999-2000
Cincinnati Reds: 2000-01



Keith Osik



Clay Parker




Jeff Reboulet



Armando Rios



Andy Sheets



Mike Sirotka



Russ Springer



Jack Voigt



Todd Walker



Eddie Yarnall

LSU Statistics of MLB Players (1985-2001)

Eric Hetzel, RHP

YEAR	A	GS	CG	W	L	ERA	IP	H	R	ER	BB	SO	HB	WP	BK	SHO	SV
1985	23	17	2	10	4	3.77	105	86	53	44	60	99	2	8	1	0	0

Clay Parker, RHP

YEAR	A	GS	CG	W	L	ERA	IP	H	R	ER	BB	SO	HB	WP	BK	SHO	SV
1982	18	9	4	4	4	4.96	65.3	61	50	36	50	42	1	4	-	1	-
1983	13	8	1	0	5	8.20	45	58	48	41	35	40	3	1	-	0	-
1984	21	13	4	7	5	4.04	91.3	95	56	41	30	67	2	6	-	0	-
1985	21	15	4	8	2	4.13	94.3	99	54	43	34	98	5	9	1	1	1
TOTALS	73	45	13	19	16	4.90	296	313	208	161	149	247	11	20	1	2	1

Jeff Reboulet, IF

YEAR	AB	R	H	RBI	AVG.	2B	3B	HR	TB	SPCT.	BB	SO	SB
1985	211	58	65	33	.308	11	2	5	95	.450	46	33	34
1986	254	63	74	38	.291	19	4	2	107	.421	47	29	24
TOTALS	465	121	139	71	.299	30	6	7	202	.434	93	62	58

Albert Belle, OF

YEAR	AB	R	H	RBI	AVG.	2B	3B	HR	TB	SPCT.	BB	SO	SB
1985	150	32	41	40	.273	9	3	7	76	.507	20	35	2
1986	243	63	86	66	.354	13	5	21	172	.708	40	55	17
1987	192	62	67	66	.349	8	3	21	144	.750	49	50	19
TOTALS	585	157	194	172	.332	32	11	49	392	.670	109	140	38

Russ Springer, RHP

YEAR	G-GS	W-L	ERA	SV	CG	SHO	IP	H	R	ER	BB	SO
1987	14- 6	3-0	4.43	0	0	0	42.7	33	28	21	28	68
1988	21-15	7-7	2.95	4	4	0	119	98	48	39	73	156
1989	21-14	9-3	3.49	2	1	0	90.3	75	43	35	40	89
TOTALS	56-35	19-10	3.39	6	5	0	252	206	119	95	141	313

Mark Guthrie, LHP

YEAR	G-GS	CG	W-L	ERA	IP	H	R	ER	BB	SO	HB	WP	SHO	SV
1984	10- 3	1	3-0	2.00	36	27	15	8	18	46	0	2	0	1
1985	26- 8	0	6-8	3.39	77.3	72	37	29	32	76	0	4	0	3
1986	25-22	4	9-2	4.24	123.3	121	70	58	59	122	3	7	1	3
1987	21-14	1	8-4	2.61	82.7	63	38	24	28	69	5	4	0	0
TOTALS	82-47	6	26-14	3.35	319.3	283	160	119	137	313	8	17	1	7

Ben McDonald, RHP

YEAR	G-GS	W-L	ERA	SV	CG	SHO	IP	H	R	ER	BB	SO
1987	14- 4	2-3	4.06	1	0	0	37.7	43	19	17	4	27
1988	22-14	13-7	2.65	1	10	0	118.7	96	46	35	27	144
1989	26-21	14-4	3.49	4	8	3	152.3	124	68	59	40	202
TOTALS	62-39	29-14	3.24	6	18	3	308.7	263	133	111	71	373

Barry Manuel, RHP

YEAR	G-GS	W-L	ERA	SV	CG	SHO	IP	H	R	ER	BB	SO
1985	1-0	0-0	0.00	0	0	0	2.0	0	0	0	5	2
1986	41-0	10-3	2.37	9	0	0	72.7	41	23	19	46	91
1987	32-0	5-2	2.83	9	0	0	60.3	39	23	19	43	72
TOTALS	74-0	15-5	2.53	18	0	0	135.0	80	46	38	94	165

Jack Voigt, OF

YEAR	AB	R	H	RBI	AVG.	2B	3B	HR	TB	SPCT.	BB	SO	SB
1985	8	2	2	3	.250	0	0	0	2	.250	1	3	0
1986	128	28	37	32	.289	8	0	9	72	.563	28	28	6
1987	248	63	73	61	.294	12	3	16	139	.560	42	62	12
TOTALS	384	93	112	96	.292	20	3	25	213	.555	71	93	18

Curtis Leskanic, RHP

YEAR	G-GS	W-L	ERA	SV	CG	SHO	IP	H	R	ER	BB	SO
1988	2-0	0-0	0.00	0	0	0	1.3	1	0	0	1	2
1989	29-15	15-2	3.19	3	1	0	115.7	102	54	41	51	120
TOTALS	31-15	15-2	3.15	3	1	0	117.0	103	54	41	52	122

John O'Donoghue, LHP

YEAR	G-GS	W-L	ERA	SV	CG	SHO	IP	H	R	ER	BB	SO
1988	10-2	1-0	3.78	3	0	0	16.7	12	13	7	23	21
1989	12-6	3-1	4.99	1	0	0	30.7	34	23	17	27	32
1990	20-18	12-3	2.88	0	2	1	109.3	118	46	35	27	85
TOTALS	42-26	16-4	3.39	4	2	1	156.7	164	82	59	77	138

Chad Ogea, RHP

YEAR	G-GS	W-L	ERA	SV	CG	SHO	IP	H	R	ER	BB	SO
1989	16-2	2-0	2.56	0	0	0	31.7	19	11	9	15	33
1990	23-20	14-2	3.62	0	5	0	131.7	100	64	53	44	123
1991	25-20	14-5	3.08	1	1	0	131.3	117	59	45	48	140
TOTALS	64-42	30-7	3.27	1	6	0	294.7	236	134	107	107	296

Jim Bowie, 1B

YEAR	AB	R	H	RBI	AVG.	2B	3B	HR	TB	SPCT.	BB	SO	SB
1986	244	63	88	62	.361	18	2	16	158	.648	40	28	7

Mike Sirotko, LHP

YEAR	G-GS	W-L	ERA	SV	CG	SHO	IP	H	R	ER	BB	SO
1990	21-1	1-2	3.12	1	0	0	49.0	51	22	17	24	53
1991	31-1	11-0	2.80	1	2	1	99.7	86	41	31	43	96

1992	22-10	6-3	4.48	2	0	0	78.3	77	50	39	26	72
1993	13-16	12-6	1.99	0	10	2	145.0	121	42	32	35	105
TOTALS	97-42	30-11	2.88	4	12	3	372.0	335	155	119	128	326

Lyle Mouton, OF

YEAR	AB	R	H	RBI	AVG.	2B	3B	HR	TB	SPCT.	BB	SO	SB
1990	174	44	61	41	.351	23	6	9	111	.638	33	39	5
1991	249	78	88	62	.355	17	2	13	148	.597	52	44	20
TOTALS	422	122	149	103	.353	40	8	22	259	.614	85	83	25

Paul Byrd, RHP

YEAR	G-GS	W-L	ERA	SV	CG	SHO	IP	H	R	ER	BB	SO
1989	27-10	6-2	3.38	1	0	0	90.7	70	46	34	45	73
1990	29-19	17-6	3.84	1	6	1	140.7	147	74	60	52	130
1991	21-18	8-3	4.66	2	1	0	102.3	113	64	53	50	116
TOTALS	77-44	31-11	3.96	4	7	1	333.7	330	184	147	147	319

Keith Osik, C

YEAR	AB	R	H	RBI	AVG.	2B	3B	HR	TB	SPCT.	BB	SO	SB
1988	145	18	27	23	.186	7	1	2	42	.290	24	22	2
1989	262	58	78	37	.298	14	1	3	103	.393	39	27	4
1990	268	60	91	65	.340	23	4	8	146	.545	45	35	15
TOTALS	675	136	196	125	.290	44	6	13	291	.431	108	84	21

Andy Sheets, SS

YEAR	AB	R	H	RBI	AVG.	2B	3B	HR	TB	SPCT.	BB	SO	SB
1991	238	48	65	42	.273	11	4	3	93	.391	39	45	9
1992	265	54	85	43	.321	17	1	7	125	.472	29	50	7
TOTALS	503	102	150	85	.298	28	5	10	218	.433	68	95	16

Todd Walker, 2B

YEAR	AB	R	H	RBI	AVG.	2B	3B	HR	TB	SPCT.	BB	SO	SB
1992	250	72	100	76	.400	21	3	12	163	.652	38	28	18
1993	276	85	109	102	.395	17	11	22	214	.775	49	35	14
1994	257	77	101	68	.393	23	1	18	180	.700	52	28	19
TOTALS	783	234	310	246	.396	61	15	52	557	.711	139	91	51

Russ Johnson, SS

YEAR	G	AB	R	H	AVG.	2B	3B	HR	RBI	BB	SO	SB
1992	63	240	61	81	.338	16	3	7	49	29	35	16
1993	71	259	83	92	.355	18	3	8	58	67	24	19
1994	66	234	72	96	.410	26	4	17	74	67	25	26
TOTALS	200	733	216	269	.367	60	10	32	181	163	84	61

Armando Rios, OF

YEAR	G	AB	R	H	AVG.	2B	3B	HR	RBI	BB	SO	SB
1991	59	136	40	41	.301	11	0	4	20	33	21	4
1992	58	197	49	47	.239	9	1	7	40	46	41	12
1993	70	235	71	75	.319	13	4	9	61	64	33	20
TOTALS	187	568	160	63	.278	33	5	20	101	143	95	36

Warren Morris, INF

YEAR	G	AB	R	H	AVG.	2B	3B	HR	RBI	BB	SO	SB
1994	64	229	58	65	.284	7	0	4	33	51	45	9
1995	64	252	70	93	.369	17	3	8	50	49	31	18
1996	28	75	24	30	.400	3	0	1	19	11	12	4
TOTALS	156	556	152	187	.336	25	3	13	102	111	88	31

Brett Laxton, RHP

YEAR	G-GS	W-L	ERA	SV	CG	SHO	IP	H	R	ER	BB	SO
1993	19-17	12-1	1.98	0	5	1	109	67	32	24	47	98
1994	14-14	4-5	4.36	0	1	0	66	63	46	32	38	54
1995	13-13	4-4	4.37	0	0	0	68	65	44	33	42	65
1996	14-12	8-2	3.54	0	0	0	56	50	29	22	28	55
TOTALS	60-56	28-12	3.34	0	6	1	299	245	151	111	155	272

Eddie Yarnall, LHP

YEAR	G-GS	W-L	ERA	SV	CG	SHO	IP	H	R	ER	BB	SO
1994	5-5	0-0	10.95	0	0	0	12.1	12	16	15	10	17
1995	16-10	5-0	3.45	0	1	0	60	46	29	23	36	87
1996	19-17	11-1	2.38	0	3	0	124.2	89	37	33	52	156
TOTALS	40-32	16-1	3.24	0	4	0	197	147	82	71	98	260

Rick Greene, RHP

YEAR	G-GS	W-L	ERA	SV	CG	SHO	IP	H	R	ER	BB	SO
1990	34-2	1-3	4.30	7	0	0	67	81	42	32	28	38
1991	41-0	7-2	3.17	14	0	0	48.1	37	19	17	23	51
1992	28-0	5-3	3.02	8	0	0	53.2	38	19	18	25	62
TOTALS	103-2	13-8	3.57	29	0	0	169	156	80	67	76	151

Randy Keisler, LHP

YEAR	ERA	W-L	G	GS	CG	SHO	SV	IP	H	R	ER	BB	SO
1998	4.61	9-5	27	12	2	1	2	99.2	97	65	51	33	135

Brandon Larson, INF

YEAR	G	AB	R	H	AVG.	2B	3B	HR	RBI	BB	SO	SB
1997	69	289	82	110	.381	16	2	40	118	21	57	9

Kurt Ainsworth, RHP

YEAR	G-GS	W-L	ERA	SV	CG	SHO	IP	H	R	ER	BB	SO
1998	6-0	0-0	4.50	0	0	0	8.0	10	5	4	7	14
1999	22-19	13-6	3.45	1	5	2	130.1	114	65	50	48	157
TOTALS	28-19	13-6	3.51	1	5	2	138.1	124	70	54	55	171

LSU in the MLB Draft

YEAR	PLAYER	POSITION	ROUND	TEAM
1965	Joe Moock	SS	3rd	New York Mets
1966	Bruce Baudier	RHP	31st	Washington Senators
1967	Bruce Baudier	RHP	5th	New York Yankees
	Richard Hicks	RHP	6th	Washington Senators
1968	Richard Hicks	RHP	4th *	Houston Astros
	William Hunt	SS	7th *	Baltimore Orioles
1969	William Hunt	SS	9th *	Cleveland Indians
1970	Bill Bright	OF	2nd *	St. Louis Cardinals
1972	Joel Sexton	RHP	27th	Pittsburgh Pirates
1973	Randy Wiles	LHP	5th	St. Louis Cardinals
1974	Mike Miley	SS	1st	California Angels
1975	Guy Hollingsworth	LHP	16th	San Diego Padres
	Pat Moock	RHP	22nd	Texas Rangers
1976	Wally McMakin	RHP	23rd	Minnesota Twins
	Paul Stefan	RHP	24th	Chicago White Sox
	Frank Toups	INF	26th	Cleveland Indians
1979	Duane Dewey	C/1B	1st *	Kansas City Royals
1982	Billy Wiesler	OF	14th	California Angels
	Billy Donathon	RHP	15th	St. Louis Cardinals
1983	Cal Santarelli	RHP	3rd	Cleveland Indians
	Ronnie Robbins	RHP	14th	Toronto Blue Jays
1984	Mark Howie	SS	3rd	Oakland Athletics
	Tim Sossamon	OF	12th	St. Louis Cardinals
	Tim Schneider	3B	15th	Seattle Mariners
	Mark Cooper	C	16th	Toronto Blue Jays
	Clay Parker	RHP	21st	Minnesota Twins
1985	Eric Hetzel	RHP	1st *	Boston Red Sox
	Robbie Smith	RHP	4th	Minnesota Twins
	Marty Lanoux	3B	13th	Minnesota Twins
	Clay Parker	RHP	15th	Seattle Mariners
	Jeff Reboulet	SS	26th	Houston Astros
1986	Mark Guthrie	LHP	4th	St. Louis Cardinals
	Jeff Reboulet	SS	10th	Minnesota Twins
	Rob Leary	C	12th	Montreal Expos
	Jeff Yurtin	3B	12th	San Diego Padres
	Jim Bowie	1B	12th	Seattle Mariners
1987	Albert Belle	OF	2nd	Cleveland Indians
	Barry Manuel	RHP	2nd	Texas Rangers
	Gregg Patterson	LHP	5th	Chicago Cubs
	Mark Guthrie	LHP	7th	Minnesota Twins
	Jack Voigt	OF	9th	Baltimore Orioles
	Stan Loewer	RHP	16th	San Francisco Giants
1988	Dan Kite	RHP	4th	Boston Red Sox
1989	Ben McDonald	RHP	1st	Baltimore Orioles
	Russ Springer	RHP	7th	New York Yankees
	Curtis Leskanic	RHP	8th	Cleveland Indians
	Mike Bianco	C	40th	Detroit Tigers
1990	Tim Clark	OF	8th	Milwaukee Brewers
	Wes Grisham	OF	14th	Pittsburgh Pirates
	Keith Osik	C	23rd	Pittsburgh Pirates
	Scott Bethea	SS	28th	Boston Red Sox
1991	Chad Ogea	RHP	3rd	Cleveland Indians
	Paul Byrd	RHP	4th	Cleveland Indians
	Lyle Mouton	OF	5th	New York Yankees
	Mark LaRosa	LHP	8th	Montreal Expos
	Gary Hymel	C	14th	Montreal Expos
1992	Rick Greene	RHP	1st	Detroit Tigers
	Lloyd Peever	RHP	4th	Colorado Rockies
	Andy Sheets	SS	4th	Seattle Mariners




Head coach Smoke Laval worked with 24 future major leaguers – including Lyle Mouton – during his tenure as an LSU assistant coach from 1984-93.



Brandon Larson was the 1997 first-round pick of the Cincinnati Reds.

1993	Harry Berrios	OF	8th	Baltimore Orioles
	Matt Chamberlain	RHP	11th	Pittsburgh Pirates
	Mike Sirotka	LHP	15th	Chicago White Sox
	Mike Neal	OF	16th	Cleveland Indians
	Trey Rutledge	RHP	19th	Cincinnati Reds
	Will Hunt	LHP	31st	Detroit Tigers
1994	Todd Walker	2B	1st	Minnesota Twins
	Russ Johnson	SS	1st	Houston Astros
1995	Scott Schultz	RHP	5th	Cleveland Indians
	Mike Klostermeyer	1B	18th	Oakland Athletics
	Scott Fitterer	RHP	22nd	Toronto Blue Jays
	Brett Laxton	RHP	24th	Seattle Mariners
	Brian Winders	RHP	66th	Kansas City Royals
1996	Eddie Yarnall	LHP	3rd	New York Mets
	Nathan Dunn	3B	4th	San Diego Padres
	Warren Morris	2B	5th	Texas Rangers
	Tim Lanier	C	10th	San Diego Padres
	Justin Bowles	OF	16th	Oakland Athletics
	Jason Williams	SS	16th	Cincinnati Reds
	Brett Laxton	RHP	24th	Oakland Athletics
	Patrick Coogan	RHP	48th	Arizona Diamondbacks
1997	Brandon Larson	SS	1st	Cincinnati Reds
	Patrick Coogan	RHP	3rd	St. Louis Cardinals
	Casey Cuntz	INF	10th	Arizona Diamondbacks
	Mike Koerner	OF	11th	Oakland Athletics
	Eddy Furniss	1B	14th	Minnesota Twins
	Kevin Shipp	RHP	33rd	Philadelphia Phillies
	Tom Bernhardt	OF	45th	Chicago Cubs
1998	Randy Keisler	LHP	2nd	New York Yankees
	Eddy Furniss	1B	4th	Pittsburgh Pirates
	Jake Esteves	RHP	6th	San Francisco Giants
	Doug Thompson	RHP	19th	Colorado Rockies
	Chris Demouy	LHP	24th	Anaheim Angels
	Dan Guillory	RHP	40th	Cleveland Indians
1999	Kurt Ainsworth	RHP	1st	San Francisco Giants
	Jeff Leaumont	1B	9th	New York Yankees
	Josh Dalton	SS	12th	Los Angeles Dodgers
	Bryan Grace	RHP	16th	New York Yankees
	Brian Tallet	LHP	19th	Pittsburgh Pirates
	Brandon Bowe	RHP	30th	Florida Marlins
2000	Brian Tallet	LHP	2nd	Cleveland Indians
	Brad Cresse	C	5th	Arizona Diamondbacks
	Ryan Jorgensen	C	7th	Chicago Cubs
	Cedrick Harris	OF	10th	Arizona Diamondbacks
	Brad Hawpe	1B	11th	Colorado Rockies
	Heath McMurray	RHP	12th	Milwaukee Brewers
	Trey Hodges	RHP	17th	Atlanta Braves
	Billy Brian	RHP	25th	Kansas City Royals
2001	Mike Fontenot	2B	1st	Baltimore Orioles
	Todd Linden	OF	1st	San Francisco Giants
	Ryan Theriot	SS	3rd	Chicago Cubs
	Jason Scobie	RHP	15th	New York Mets
	Bryan Moore	1B	22nd	St. Louis Cardinals
	Shane Youman	LHP	43rd	Pittsburgh Pirates
	Sean Barker	OF	46th	Toronto Blue Jays
	Billy Brian	RHP	47th	Cleveland Indians

* selected in the secondary phase of the draft



Mark Guthrie has enjoyed a 13-year major league career.



Ryan Theriot earned 2000 CWS all-tournament honors and was a 2001 third-round selection of the Chicago Cubs.



Kurt Ainsworth (right) was honored at the Louisiana Governor's Mansion by Gov. Mike Foster (left) after winning a gold medal in Sydney.

LSU in the Olympics

LSU's profound success in Olympic competition began in 1988, when head coach Skip Bertman and right-hander Ben McDonald helped lead the United States to the gold medal in Seoul, South Korea. Bertman served as the pitching coach of the 1988 U.S. squad, and McDonald pitched the Americans to complete-game victories over Korea and Puerto Rico. In the two wins, McDonald allowed just two earned runs in 18 innings, recording 17 strikeouts and four walks.

Reliever Rick Greene, LSU's all-time saves leader (29), continued the Tigers' Olympic tradition by pitching for the 1992 U.S. squad which competed in Barcelona, Spain. The '92 team, however, failed to advance to the medal round.

Skip Bertman (pictured, right) served as head coach of the 1996 United States Olympic team, guiding the Americans to the bronze medal in Atlanta. LSU standouts Warren Morris (second base) and Jason Williams (shortstop) were the starting middle infielders for Team USA, which



defeated Nicaragua for the bronze medal in Atlanta's Fulton County Stadium.

Morris and Williams each enjoyed a spectacular summer of 1996 which culminated in the bronze-medal triumph. Morris was Team USA's leading hitter at the Olympics, batting .409 (9-for-22) in nine games with one double, five homers, 11 RBI and 10 runs. Williams hit .367 (11-for-30) with three homers, nine RBI and 10 runs.

Team USA's '96 pre-Olympic tour was highlighted by a stop at LSU's Alex Box Stadium on June 20. The game served as a homecoming for Bertman, Morris and Williams, as the Americans defeated Australia, 11-6, before a standing-room only crowd of 6,926.

LSU right-hander Kurt Ainsworth pitched the U.S. to two wins at the 2000 Olympics in Sydney, Australia, en route to the gold medal. Ainsworth defeated Holland and Australia with a pair of dominating performances. In the victories, Ainsworth worked a total of 11.2 innings, allowing just two earned runs on 10 hits with three walks and 10 strikeouts.



Ben McDonald

1988 U.S. Olympic Gold Medalist



Rick Greene

1992 U.S. Olympian



Jason Williams

1996 U.S. Olympic Bronze Medalist



Kurt Ainsworth

2000 U.S. Olympic Gold Medalist



LSU second baseman Warren Morris was Team USA's leading hitter in the '96 Olympics.



PREVIEW

2002 Outlook



Brad David

The LSU Fighting Tigers embark upon the 2002 season under first-year head coach **Raymond "Smoke" Laval**, a former LSU assistant coach and the head coach at Louisiana-Monroe from 1994-2000. Laval replaces Skip Bertman, who in 18 seasons guided the Tigers to five NCAA titles and 11 appearances in the College World Series in Omaha, Neb. While working with Bertman for 10 seasons as an assistant coach (1984-93), Laval helped lead LSU to two national championships (1991, 1993), six College World Series appearances and five Southeastern Conference titles.

Laval left LSU after the '93 national championship to take on his first head coaching assignment -- reviving a struggling UL-Monroe program. In seven seasons, Laval compiled a 241-159 mark at ULM, guiding the Indians to NCAA Regional appearances in 1995, 1999 and 2000. The 2000 club posted a 41-22 mark en route to the Southland Conference title, tying the school record for wins. Laval, the 1999 SLC Coach of the Year, also led the Indians to the 1999 regular-sea-

son league title and to the 1995 conference tournament crown.

Now, Laval returns to LSU to perpetuate the college baseball dynasty he helped to create.

The 2002 Tigers face a demanding challenge -- adjusting to a new head coach while attempting to enhance LSU's phenomenal legacy.

"I think this club is trying to come up with its own new identity, which is very difficult when you've had 11 trips to Omaha and five national championships," Laval explained. "This team wants to do what the past teams did, but not in the same way. They've got to get their own identity and go from there."

Laval said his squad, which includes 15 returning lettermen and 17 incoming freshmen and transfers, has enjoyed an outstanding off-season conditioning period.

"What I like about this club is the players seem to have a great work ethic," Laval said. "We get them up early to lift weights and run, and their will to get better appears to be

there. They came back to school in great shape. Mentally and physically, we're actually further along than I thought we'd be.

"As coaches, we need to determine what kind of club we're going to have," Laval continued. "Are we going to be a physical team that hits the long ball, or do we need to pitch better and play better defense to help us combat not hitting 120 homers? Based on the guys who are back from last year and the new players coming in, our chances are good to be another physical club, but we don't know for sure."

POSITION PLAYERS

The 2002 Tigers will feature five starting position players and seven pitchers from last year's team, which captured the SEC Western Division title and advanced to NCAA Super Regional play. LSU will have to compensate for the loss of four 2001 all-SEC players -- second baseman Mike Fontenot, shortstop Ryan Theriot, first baseman Bryan Moore and outfielder Todd Linden, all of whom signed professional contracts.

Returning position players who started at least 20 of LSU's games last season include junior third baseman **Wally Pontiff** (.347, 7 HR, 58 RBI in 2001), senior outfielder **Matt Heath** (.293, 10 HR, 47 RBI), senior outfielder **David Raymer** (.324, 4 HR, 30 RBI), sophomore infielder **Aaron Hill** (.299, 5 HR, 36 RBI) and senior outfielder **Sean Barker** (.338, 3 HR, 16 RBI).

Pontiff, the starting DH on LSU's 2000 national championship club, was a 2001 first-team all-SEC selection at third base, and he was named to the NCAA Baton Rouge Regional all-tournament team. He was LSU's leading hitter last year in post-season games, batting .362 (17-for-47) with two doubles and 10 RBI.

Heath, LSU's starting catcher last season, moves to left field in 2002, and he should also see action at designated hitter. A member of the 2001 SEC all-tournament team, the switch-hitting Heath is a versatile performer who features both power and speed (12 stolen bases in 2001).

Raymer, an emotional player who provides veteran leadership, emerged as the Tigers' starting center fielder near the end of last season. He hit .345 (30-for-97) over the second half of the year (33 games) with eight doubles, one triple, three homers, 23 RBI, 27 runs and nine steals.

Hill, a former seventh-round draft pick of the Anaheim Angels, returns to his natural shortstop position in 2002 after starting 34 games last season, primarily in left field. A 2001

Freshman all-American, Hill was one of LSU's best clutch hitters, batting .348 with runners in scoring

2002 Pre-Season Polls

COLLEGIATE BASEBALL

1. Stanford (51-17)
2. Florida State (47-19)
3. Tulane (56-13) *
4. Southern California (45-19)
5. **LSU (44-22-1)**
6. Clemson (41-22)
7. Miami, Fla. (53-12)
8. South Carolina (49-20) *
9. Wichita State (42-24)
10. Oklahoma State (42-22)
11. Fresno State (41-25)
12. Rice (47-20)
13. Nebraska (50-16)
14. Mississippi (39-23-1) *
15. Texas (36-26)
16. Wake Forest (44-18)
17. Cal State Fullerton (48-18)
18. Baylor (37-24)
19. Notre Dame (49-13-1)
20. Arizona State (37-20-1)
21. Florida (35-27) *
22. Georgia Tech (41-20)
23. Mississippi State (39-24) *
24. Ohio State (43-18)
25. Rutgers (42-17)

BASEBALL AMERICA

1. Stanford (51-17)
2. Clemson (41-22)
3. Miami, Fla. (53-12)
4. Southern California (45-19)
5. Notre Dame (49-13)
6. Florida State (47-19)
7. **LSU (44-22-1)**
8. Nebraska (50-16)
9. Texas (36-26)
10. Tulane (56-13) *
11. Rice (47-20)
12. Wichita State (42-24)
13. Georgia Tech (41-20)
14. South Carolina (49-20) *
15. Cal State Fullerton (48-18)
16. Baylor (37-24)
17. Mississippi State (39-24) *
18. Arizona State (37-20)
19. North Carolina (31-26)
20. Mississippi (39-23) *
21. Wake Forest (44-18)
22. Cal State Northridge (34-22)
23. Oklahoma State (42-22)
24. Washington (29-23)
25. Rutgers (42-17)

* - 2002

(2001)

position.

Barker, selected in the 47th round by the Toronto Blue Jays last June, projects as LSU's starting right fielder. He was among LSU's leading hitters in SEC regular-season games, batting .367 (11-for-30) with four doubles, one homer and 10 RBI.

The returning starters are complimented by a talented collection of true/red-shirt freshmen and transfers who should make significant contributions.

True freshmen like infielder **J.C. Holt**, outfielders **Dustin Hahn** and **Jay Mattox**, and catcher **Jon Zeringue** should play prominent roles for the Tigers, as will red-shirt freshmen infielders **Blake Gill** and **Rocky Scelfo**.

First basemen **Jason Columbus** and **Jeff Lambert**, both JUCO transfers, will bolster LSU's offense, and NCAA Division I transfers **Darren Welch** (Southern Mississippi) and **Dustin Weaver** (Southeastern Louisiana) will provide an immediate impact at the catcher position.

PITCHERS

The returning pitchers are led by sophomore left-hander **Lane Mestepey**, the 2001 National Co-Freshman of the Year. Mestepey posted an 11-3 mark last season with a 3.75 ERA and 79 strikeouts in 139.1 innings. Mestepey, a first-team all-SEC and third-team all-America selection, culminated his rookie campaign with a brilliant 10-inning outing versus Tulane in the NCAA Super Regional, limiting the Green Wave to three runs on 11 hits with one walk and six



Aaron Hill

The 2002 Tigers

BY CLASS

Seniors: 10
Juniors: 9
Sophomores: 4
Freshmen: 17

BY STATE

Louisiana: 24
California: 6
Florida: 2
Texas: 2
Arkansas: 1
Mississippi: 1
Nevada: 1
New Hampshire: 1
New Mexico: 1
North Carolina: 1



strikeouts.

Junior right-hander **Bo Pettit** (4-0, 2.42 ERA in 2001), who has been plagued by a shoulder injury over the past two years, appears to be at full strength heading into the 2002 season. Pettit projects as a weekend starter for the Tigers, combining with Mestepey to form one of the best 1-2 pitching tandems in the SEC.

Right-hander **Jake Tompkins**, a JUCO transfer, is a strong contender for a berth in the weekend starting rotation.

The bullpen features several skilled hurlers, including senior right-hander **Weylin Guidry**, the Tigers' saves leader (seven) in 2000 who last season was 1-3 with a 5.65 ERA, two saves and 34 strikeouts in 28.2 innings. Other returning veterans include junior left-hander **Brad David** (2-1, 4.40 ERA), senior right-hander **Justin Hill** (1-1, 6.16 ERA) and senior right-hander **Billy Brian** (0-0, 9.00 ERA).

Sophomore right-hander **Brian Wilson** (3-2, 5.67 ERA), who was 1-0 with a 3.38 ERA and two saves in the 2001 post-season, will be the Tigers' closer.

Pitchers also vying for mound appearances include senior right-handers **David Miller** and **David Shank**, junior right-handers **Chad Vaught** and **Lukas Guidroz**, true freshman right-hander **Clay Harris** and true freshmen left-handers **Jason Determann** and **Jason Vargas**.

2002 Depth Chart

SQUADBREAKDOWN

Position Starters Returning/Lost: 5/4
Pitchers Returning/Lost: 7/4
Lettermen Returning/Lost: 15/15

(2001)

First Base

Projected Starter:

3 Blake Gill (5-11, 195, L-R, Fr. - red-shirt in 2001) or
47 Eric Wiethorn (6-2, 205, R-R, Jr. - .200, 0 HR, 1 RBI)

Reserve:

39 Jason Columbus (6-5, 235, R-R, Jr. - JC transfer)

Last Year's Starter:

Bryan Moore (.373, 7 HR, 50 RBI - signed with Cardinals)

Second Base

Projected Starter:

4 Rocky Scelfo (6-2, 195, R-R, Fr. - red-shirt in 2001) or
1 J.C. Holt (5-8, 163, L-R, Fr. - HS signee)

Reserve:

Scelfo or Holt

Last Year's Starter:

Mike Fontenot (.339, 14 HR, 50 RBI - signed with Orioles)

Shortstop

Projected Starter:

5 Aaron Hill (5-11, 196, R-R, So. - .299, 5 HR, 36 RBI)

Reserve:

4 Rocky Scelfo (6-2, 195, R-R, Fr. - red-shirt in 2001)

Last Year's Starter:

Ryan Theriot (.353, 1 HR, 48 RBI - signed with Cubs)

Third Base

Projected Starter:

31 Wally Pontiff (6-0, 200, L-R, Jr. - .347, 7 HR, 58 RBI)

Reserve:

21 Clay Harris (6-4, 228, R-R, Fr. - HS signee)

Last Year's Starter:

31 Wally Pontiff (returns)

Catcher

Projected Starter:

14 Darren Welch (6-1, 210, R-R, Sr. - Southern Miss transfer) or
9 Dustin Weaver (5-11, 180, R-R, So. - SE Louisiana Univ. transfer)

Reserves:

16 Jon Zeringue (6-1, 215, R-R, Fr. - HS signee)

8 Chris Phillips (6-0, 217, R-R, Sr. - .190, 0 HR, 4 RBI)

Last Year's Starter:

6 Matt Heath (.293, 10 HR, 47 RBI - moves to left field in 2002)

Designated Hitter

Projected Starter:

24 Jeff Lambert (6-1, 225, R-R, Jr. - JC transfer) or
6 Matt Heath (6-0, 200, S-R, Sr. - .293, 10 HR, 47 RBI)

Reserve:

Lambert or Heath

Last Year's Starter:

Zeph Zinsman (.302, 16 HR, 45 RBI - transferred from LSU)

Left Field

Projected Starter:

7 Dustin Hahn (6-0, 220, L-R, Fr. - HS signee) or
6 Matt Heath (6-0, 200, S-R, Sr. - .293, 10 HR, 47 RBI)

Reserve:

Hahn or Heath

Last Year's Starter:

Todd Linden (.312, 20 HR, 76 RBI - signed with Giants)

Center Field

Projected Starter:

2 David Raymer (5-10, 190, L-R, Sr. - .324, 4 HR, 30 RBI)

Reserve:

13 Jay Mattox (6-3, 210, R-R, Fr. - HS signee)

Last Year's Starter:

2 David Raymer (returns)

Right Field

Projected Starter:

36 Sean Barker (6-3, 225, R-R, Sr. - .338, 3 HR, 16 RBI)

Reserve:

13 Jay Mattox (6-3, 210, R-R, Fr. - HS signee)

Last Year's Starters:

Ray Wright (.260, 5 HR, 20 RBI - completed eligibility)

Johnnie Thibodeaux (.256, 5 HR, 21 RBI - completed eligibility)

36 Sean Barker (returns)

Starting Pitchers

Projected Starting Pitchers:

34 Bo Pettit (RH, 6-0, 205, Jr. - 4-0, 2.42 ERA, 26 IP, 25 Ks)

46 Lane Mestepey (LH, 6-0, 187, So. - 11-3, 3.75 ERA, 139.1 IP, 79 Ks)

12 Jake Tompkins (RH, 5-11, 197, Jr. - JC transfer)

30 Brad David (LH, 6-0, 187, Jr. - 2-1, 4.40 ERA, 30.2 IP, 32 Ks, 3 SV)

23 Chad Vaught (RH, 6-4, 225, Jr. - 0-0, 0.00 ERA, 1 IP, 1 K)

Last Year's Starting Pitchers:

34 Bo Pettit (returns)

46 Lane Mestepey (returns)

Jason Scobie (RH, 4-3, 4.69 ERA, 96 IP, 59 Ks - signed with Mets)

Tim Nugent (LH, 7-3, 4.38 ERA, 76 IP, 55 Ks - completed eligibility)

Relief Pitchers

Relievers:

44 Weylin Guidry (RH, 6-0, 205, Sr. - 1-3, 5.65 ERA, 28.2 IP, 34 Ks, 2 SV)

38 Brian Wilson (RH, 6-1, 205, So. - 3-2, 5.67 ERA, 39.2 IP, 22 Ks, 3 SV)

33 Jason Determann (LH, 5-10, 168, Fr. - HS signee)

25 Jason Vargas (LH, 5-11, 203, Fr. - HS signee)

43 Billy Brian (RH, 6-5, 230, Sr. - 0-0, 9.00 ERA, 15 IP, 17 Ks)

27 Justin Hill (RH, 6-1, 204, Sr. - 1-1, 6.16 ERA, 19 IP, 27 Ks, 2 SV)

10 Lukas Guidroz (RH, 5-11, 180, Jr. - red-shirt in 2001)

21 Clay Harris (RH, 6-4, 228, Fr. - HS signee)

18 David Miller (RH, 6-2, 170, Sr. - red-shirt in 2001)

28 David Shank (RH, 6-3, 207, Sr. - 0-0, 0.1 IP, 0 K)

Last Year's Relievers:

44 Weylin Guidry (returns)

38 Brian Wilson (returns)

30 Brad David (returns)

27 Justin Hill (returns)

43 Billy Brian (returns)

Shane Youman (LH, 3-2, 5.17 ERA, 54 IP, 33 Ks - signed with Pirates)

Roy Corcoran (RH, 8-4, 5.48 ERA, 69 IP, 62 Ks - signed with Expos)

SEC Pre-Season Poll

COACHES PICK LSU TO WIN SEC BASEBALL TITLE

The LSU Tigers are the favorite to win the Southeastern Conference Baseball Championship, as voted by the league's 12 baseball coaches in the 11th annual pre-season SEC poll. The Tigers seek to capture their 13th SEC Championship, having won or shared the title twice in the past six seasons (1996 & 1997). LSU is also the defending SEC Western Division Champion. Since 1988, the SEC has named a regular season champion as well as a tournament champion. Prior to

1988, the tournament champion was considered the SEC Champion.

In the overall SEC Champion vote, LSU received nine of the 12 championship votes in the poll. Ole Miss received two votes, while Alabama received one. In addition to picking a preseason SEC champion, the league's head coaches voted a predicted order of finish in the SEC Eastern and Western Divisions. In the Eastern Division, South Carolina was the favorite with 63 points. Florida came in second with 58 points with Tennessee third with 48 points. LSU was the predicted winner in the Western Division with a total of 69 points. Ole Miss was second with 54, while Mississippi State, last season's SEC Tournament Champions, finished third with 45.

Points were compiled on a 6-5-4-3-2-1 basis for each division. Coaches were allowed to vote for their own team. Each coach also

voted for one team as an overall conference champion. The 2002 season gets underway Feb. 1 with the conference schedule set to begin the weekend of March 15. The 2002 SEC Tournament will be held May 22-26 at the Hoover Metropolitan Stadium in Birmingham, Ala.



The Tigers are seeking LSU's 13th SEC Championship.

Pre-Season Votes

Eastern Division

TEAM	PTS.	'01 SEC REC/FINISH
1. S. Carolina (10)	63	17-13/3rd
2. Florida (2)	58	16-14/4th
3. Tennessee	48	18-12/2nd
4. Georgia	36	20-10/1st
5. Vanderbilt	22	9-21/5th
6. Kentucky	20	7-23/6th

Western Division

TEAM	PTS.	'01 SEC REC/FINISH
1. LSU (9)	69	18-12/1st
2. Ole Miss (2)	54	17-13/t2nd
3. Miss.State	45	17-13/t2nd
4. Alabama (1)	37	15-15/t4th
5. Auburn	32	15-15/t4th
6. Arkansas	15	11-19/6th

() - (2); (1) : (9);



2002 LSU Bat Girls

Top Row (l to r): Michelle Kompare, Betty Mathes, Jessica Langlois, Erin Walker, Shana Stumpf, Ashley Beatty, Liz Tadie, Dana Schmitt, Amy Maddox, Sally Milligan.

Middle Row (l to r): Lauren DeGrauw, Catherine Walczak, Libby Holcomb, Andrea Aucoin, Larkin Florence, Melissa Jones, Amanda Jennings, Catherine Larsen, Claire Cummings, Brittany Boeneke, Laura Rush.

Front Row (l to r): Sarah Swint, Laurie Young, Kelly O'Neal (Co-Captain), Amanda Weilbaeher (Captain), Jan Allison Hermes, Ashlee Hammett.

Not Pictured: Tiffany Simoneaux, Rachael Toomey, Ginger Rogers

SEC Opponents

Alabama

FRIDAY, MAY 17, AT BATON ROUGE - 6:30 P.M.
SATURDAY, MAY 18, AT BATON ROUGE - 2 P.M.
SUNDAY, MAY 19, AT BATON ROUGE - 1 P.M.

Location: Tuscaloosa, Ala.
Enrollment: 19,400
Nickname: Crimson Tide
Colors: Crimson and White
President: Dr. Andrew Sorensen (Illinois, 1959)
Athletic Director: Mal Moore
Stadium (Capacity): Sewell-Thomas Stadium (6,200)
Dimensions: LF-325; LC-365; CF-400; RC-365; RF-325
Head Coach: Jim Wells (Northwestern St., 1981)
Record at Alabama: 320-137 (.700-7 years)
Overall Record: 512-226 (.694-12 years)
Assistant Coaches: Jim Gatewood (Henderson State, 1988), Danny Watkins (Georgia Tech, 1982), B.J. Green (Student Coach)
Baseball Office Phone: (205) 348-6084
Best Time to Call: mornings
2001 Record: 32-23
SEC Record (Finish): 15-15 (T8th)
Post-Season: none
Letterman Returning/Lost: 12/10
Starters Returning/Lost: 5/4
Pitchers Returning/Lost: 6/5
Top Returnees: 2B Brent Boyd (Sr.--336,9 HR,49 RBI); C Jeremy Brown (Sr.--363,10 HR,48 RBI); RHP Lance Cormier (Sr. - 9-5, 2.30 ERA)
Top Newcomers: RHP Josh Baker (Fr.); INF Spencer Pennington (Fr.); INF Carlos Sosa (Jr.); LHP Taylor Tankersley (Fr.)
Overall Series Record: Alabama leads, 130-180-3
2001 Series Record: LSU, 3-0
Sports Information Contact: Barry Allen
Office Phone: (205) 348-6084
Home Phone: (205) 758-6526
E-mail: ballen@ia.ua.edu
SID Fax: (205) 348-8841 or (205) 348-8840
Press Box Phone: (205) 348-4927



Jim Wells

Arkansas

FRIDAY, APRIL 26, AT BATON ROUGE - 6:30 P.M.
SATURDAY, APRIL 27, AT BATON ROUGE - 2 P.M.
SUNDAY, APRIL 28, AT BATON ROUGE - 1 P.M.

Location: Fayetteville, Ark.
Enrollment: 15,226
Nickname: Razorbacks
Colors: Cardinal and White
Chancellor: Dr. John A. White (Arkansas, 1961)
Athletic Director: Frank Broyles (Georgia Tech, 1947)
Stadium (Capacity): Baum Stadium at George Cole Field (7,000)
Dimensions: L-320; LC-375; C-400; RC-375; R-320
Head Coach: Norm DeBriyn (Wisconsin-Oshkosh, 1963)
Record at Arkansas: 1,126-622-6
Overall Record: same
Assistant Coaches: Doug Clark (Colorado, 1971), Tim Montez (Pepperdine, 1984)
Baseball Office Phone: (501) 575-3655
Best Time to Call: weekday mornings, CT
2001 Record: 27-29
SEC Record (Finish): 11-19 (6th in SEC Western Division)
Post-Season: none
Letterman Returning/Lost: 22/7
Starters Returning/Lost: 5/4
Pitchers Returning/Lost: 11/2
Top Returnees: IF/OF Michael Conner (Sr. -- .261, 9 HR, 30 RBI); IF Jeff Fletcher (Sr. -- .338, 4 HR, 30 RBI); RHP Gary Hogan Jr. (Jr. - 3-4, 3.73 ERA); RHP Charlie Isaacson (Jr. - 4-7, 5.60 ERA)
Top Newcomers: LHP Clint Brannon (Fr.); RHP Jarrett Gardner (Jr.); RHP Josh Glynn (Jr.); IF Scott Hode (Fr.)
Overall Series Record: 30-14
2001 Series Record: Arkansas, 3-0
Sports Information Contact: Bob Grant
Office Phone: (501) 575-3655
Home Phone: (501) 750-1236
E-mail: rgrant@uark.edu
SID Fax: (501) 575-7481
Press Box Phone: (501) 444-0031



Norm DeBriyn

Auburn

FRIDAY, APRIL 5, AT AUBURN - 6:30 P.M.
SATURDAY, APRIL 6, AT AUBURN - 3 P.M.
SUNDAY, APRIL 7, AT AUBURN - 1:30 P.M.

Location: Auburn, Ala.
Enrollment: 21,775
Nickname: Tigers
Colors: Burnt Orange and Navy Blue
President: Dr. William Walker
Athletic Director: David Housel (Auburn, 1969)
Stadium (Capacity): Hitchcock Field at Plainsman Park (3,806)
Dimensions: LF-315; LC-335/385; CF-385; RC-360; RF-331
Head Coach: Steve Renfroe (Auburn, 1982)
Record at Auburn: 37-21
Overall Record: same
Assistant Coaches: Mark Fuller (Auburn, 1992), Chris Finwood (VMI, 1988)
Baseball Office Phone: (334) 844-9800
Best Time to Call: mornings
2001 record: 37-21
SEC Record (Finish): 15-15
Post-Season: 0-2 in SEC Tournament; 2nd in NCAA Regional at Tallahassee
Letterman Returning/Lost: 11/3
Starters Returning/Lost: 4/4
Pitchers Returning/Lost: 3/1
Top Returnees: RHP Eric Brandon (So.-- 6-3, 3.47 ERA); C Trent Pratt (Sr.--308,7 HR,41 RBI); RHP Levale Speigner (Jr. - 8-3, 3.49 ERA)
Top Newcomers: IF Tug Hulett (Fr.); LHP Arnold Hughey (Fr.); RHP Steven Register (Fr.); IF Mike Mueller (Jr.)
Overall Series Record: 67-57
2001 Series Record: Auburn, 2-1
Sports Information Contact: Kirk Sampson (Iowa, 1992)
Office Phone: (334) 844-9800
Home Phone: (334) 887-0839
E-mail: sampska@auburn.edu
SID Fax: (334) 844-9807
Press Box Phone: (334) 844-4138



Steve Renfroe

Florida

FRIDAY, MAY 10, AT GAINESVILLE - 5:30 P.M.
SATURDAY, MAY 11, AT GAINESVILLE - 3 P.M.
SUNDAY, MAY 12, AT GAINESVILLE - 12 P.M.

Location: Gainesville, Fla.
Enrollment: 45,937
Nickname: Gators
Colors: Orange and Blue
President: Dr. Charles E. Young (Cal-Riverside, 1955)
Athletic Director: Jeremy Foley (Hobart, 1974)
Stadium (Capacity): Alfred A. McKethan Stadium at Perry Field (5,000)
Dimensions: L-329; LC-365; C-400; RC-375; R-325
Head Coach: Pat McMahon
Overall Record: 353-174 (.492--9 years)
Assistant Coaches: John Cohen (Mississippi State, 1990), Ross Jones (North Florida, 1993)
Baseball Office Phone: (352) 375-4683 (Ext.4457)
Best Time to Call: Call SID Office
2001 Record: 35-27
SEC Record (Finish): 16-14 (4th in SEC Eastern Division)
Post-Season: 1-2 in SEC Tournament; 1-2 in NCAA Regional at Miami
Letterman Returning/Lost: 22/11
Starters Returning/Lost: 6/4
Pitchers Returning/Lost: 12/6
Top Returnees: DH Aaron Davidson (Sr. -- .319, 6 HR, 39 RBI); OF Matt Goss (Sr. -- .356, 11 HR, 54 RBI); LHP Keith Ramsey (Sr. - 4-3, 2.24 ERA)
Top Newcomers: 2B/OF Stephen Barton (Fr.); RHP Tommy Boss (Fr.); C Mario Garza (Jr.)
Overall Series Record: LSU leads, 41-23
2001 Series Record: LSU, 4-0
Sports Information Contact: Greg Hotchkiss
Office Phone: (352) 375-4683 (Ext.6130)
Home Phone: (352) 384-9637
E-mail: gregh@gators.uua.ufl.edu
SID Fax: (352) 375-4809
Press Box Phone: (352) 375-4683 (Ext.4355,4356)



Pat McMahon

SEC Opponents

Georgia

FRIDAY, APRIL 12, AT BATON ROUGE - 6:30 P.M.

SATURDAY, APRIL 13, AT BATON ROUGE - 2 P.M.

SUNDAY, APRIL 14, AT BATON ROUGE - 1 P.M.

Location: Athens, Ga.
 Enrollment: 30,912
 Nickname: Bulldogs
 Colors: Red and Black
 President: Dr. Michael Adams (Lipscomb, 1970)
 Athletic Director: Vince Dooley (Auburn, 1954)
 Stadium (Capacity): Foley Field (3,291)
 Dimensions: LF-350; LC-375; C-410; RC-375; RF-320
 Head Coach: David Perno (Georgia, 1991)
 Record at Georgia: 0-0
 Overall Record: 0-0
 Assistant Coaches: Rick Eckstein (Florida, 1997), Allen Osborne (Marshall, 1995), Butch Thompson (Birmingham Southern, 1992)
 Baseball Office Phone: (706) 542-7971
 Best Time to Call: Mornings
 2001 Record: 47-22
 SEC Record (Finish): 22-12 (1st in the SEC East)
 Post-Season: SEC Tournament, NCAA Regional, NCAA Super-Regional, tied for 7th in College World Series
 Lettermen Returning/Lost: 17/15
 Starters Returning/Lost: 3/6
 Pitchers Returning/Lost: 9/6
 Top Returnees: OF David Coffey (So.--.358,5 HR,33 RBI); Kris Edge (Sr.--.304,21 RBI,9SB); RF Adam Swann (Sr.--.326,6 HR, 62 RBI); RHP Jeffrey Carswell (Sr.- 10-2,3.32 ERA)
 Top Newcomers: CF Chaz Lytle (Jr.); C Clint Sammons (Fr.); 2B Marshall Szabo (Fr.); LHP Mickey Westphal (Fr.)
 Overall Series Record: LSU leads, 40-13-1
 2001 Series Record: Georgia, 2-1
 Sports Information Contact: Christopher Lakos
 Office Phone: (706) 542-1621
 Home Phone: (706) 714-2934
 E-mail: clakos@sports.uga.edu
 SID Fax: (706) 542-7993
 Press Box Phone: (706) 542-6161 or (706) 542-6162



David Perno

Kentucky

NOREGULARSEASONMEETINGS

Location: Lexington, Ky.
 Enrollment: 32,549
 Nickname: Wildcats
 Colors: Blue and White
 President: Dr. Lee T. Todd Jr. (Kentucky, 1968)
 Athletic Director: Larry Ivy (Alabama, 1967)
 Stadium (Capacity): Cliff Hagan Stadium (2,500)
 Dimensions: LF-340; LC-365; C-390; RC-350; RF-310
 Head Coach: Keith Madison (Western Kentucky, 1975)
 Record at Kentucky: 697-566-5 (.552-23 years)
 Overall Record: Same
 Assistant Coaches: Jan Weisberg (Kentucky, 1993), Greg Goff (Delta State, 1994), Cory Whitby (Virginia Commonwealth, 1998)
 Baseball Office Phone: (859) 257-6500
 Best Time to Call: Mornings before 11 a.m.
 2001 Record: 22-34
 SEC Record (Finish): 7-23 (6th in SEC East)
 Post-Season: none
 Lettermen Returning/Lost: 19/5
 Starters Returning/Lost: 7/2
 Pitchers Returning/Lost: 6/1
 Top Returnees: RF Gordon Tyler (Jr.--.343,4 HR,29 RBI); DH Spencer Preston (Sr.--.312, 8 HR,36 RBI); CF Seth Morris (Jr.--.255,14 HR,34 RBI); RHP Joseph Blanton (Jr.- 3-5,5.52 ERA)
 Top Newcomers: OF Caleb Stewart (So.); LHP Craig Snipp (Fr.); OF Mike Ferris (Fr.); OF/1B Chris O'Dell (Fr.)
 Overall Series Record: LSU leads, 29-13
 2001 Series Record: LSU, 2-1
 Sports Information Contact: Doug Rentz
 Office Phone: (859) 257-3838
 Home Phone: (859) 266-8353
 E-mail: drent2@uky.edu
 SID Fax: (859) 323-4310
 Press Box Phone: (859) 257-8027



Keith Madison

Mississippi

FRIDAY, MARCH 22, AT OXFORD - 6:30 P.M.

SATURDAY, MARCH 23, AT OXFORD - 1:30 P.M.

SUNDAY, MARCH 24, AT OXFORD - 1:30 P.M.

Location: Oxford, Miss.
 Enrollment: 14,429
 Nickname: Rebels
 Colors: Cardinal Red & Navy Blue
 Chancellor: Dr. Robert C. Khayat (Ole Miss, 1961)
 Athletic Director: John Shafer (Auburn, 1969)
 Stadium (Capacity): Oxford-University Stadium at Swayze Field (3,000)
 Dimensions: LF-330; LC-375; CF-400; RC-375; RF-330
 Head Coach: Mike Bianco (LSU, 1989)
 Record at Ole Miss: 39-23-1 (.626-1 year)
 Overall Record: 139-94-1 (.596-4 years)
 Assistant Coaches: Dan McDonnell (The Citadel, 1992), Clint Carver (McNeese St., 1998), Kyle Bunn (The Citadel, 1999)
 Baseball Office Phone: (662) 915-7522
 Best Time to Call: Mornings
 2001 Record: 39-23-1
 SEC Record (Finish): 17-13 (Tied for 2nd in SEC West)
 Post-Season: 2-2 in SEC Tournament, 1-2 NCAA New Orleans Regional
 Lettermen Returning/Lost: 18/14
 Starters Returning/Lost: 7/3
 Pitchers Returning/Lost: 7/10
 Top Returnees: 1B Josh Christian (Sr.--.351,14 HR,58 RBI); OF Burney Hutchinson (Sr.--.356,14 HR,63 RBI); RHP Pete Montrenes (Sr.- 10-4,3.45 ERA)
 Top Newcomers: RHP Alan Horne (Fr.); RHP J.R. Pickens (Jr.); INF Dustin Cliburn (Jr.)
 Overall Series Record: LSU leads, 147-124
 2001 Series Record: LSU, 4-1
 Sports Information Contact: Rick Stupak
 Office Phone: (662) 915-7522
 Home Phone: (662) 236-2478
 E-mail: rstupak@olemiss.edu
 SID Fax: (662) 915-7006
 Press Box Phone: (662) 915-7858



Mike Bianco

Mississippi State

FRIDAY, MARCH 29, AT BATON ROUGE - 6:30 P.M.

SATURDAY, MARCH 30, AT BATON ROUGE - 2 P.M.

SUNDAY, MARCH 31, AT BATON ROUGE - 1 P.M.

Location: Starkville, Miss.
 Enrollment: 16,878
 Nickname: Bulldogs
 Colors: Maroon and White
 President: Dr. Malcolm A. Portera (Mississippi State, 1969)
 Athletic Director: Larry Templeton (Mississippi State, 1969)
 Stad.(Cap.): Dudy Noble Field at Polk-DeMent Stadium (15,000)
 Dimensions: LF-325; LC-373; CF-390; RC-373; RF-325
 Head Coach: Ron Polk (Grand Canyon College, 1965)
 Record at MSU: 888-422 (.678-22 years)
 Overall Record: 1124-534 (.678-28 years)
 Assistant Coaches: Russ McNickle (South Alabama, 1988), Tommy Raffo (Miss.State, 1990), Daron Schoenrock (Tenn. Tech, 1984)
 Baseball Office Phone: (662) 325-8040
 Best Time to Call: weekdays, 9 a.m.- Noon, CT
 2001 Record: 39-24
 SEC Record (Finish): 17-13 (2nd SEC West, tied for 4th overall)
 Post-Season: 1st place in NCAA Columbus Regional, 0-2 in NCAA Cal-State Fullerton Super Regional
 Lettermen Returning/Lost: 23/9
 Starters Returning/Lost: 5/3
 Pitchers Returning/Lost: 10/4
 Top Returnees: 1B Matthew Brinson (So.--.328,7 HR,46 RBI); C Jason Burkley (Sr.--.282,3 HR,44 RBI); RHP Chris Young (Jr.- 5-1,2.94 ERA); RHP Tanner Brock (Sr.- 7-2,4.44 ERA)
 Top Newcomers: LHP Jacob Ociesia (Fr.); RHP Jacob Blakeney (Jr.); C Craig Tatum (Fr.)
 Overall Series Record: Miss.St.leads, 148-184-1
 2001 Series Record: tied, 2-2
 Sports Information Contact: Joe Dier
 Office Phone: (662) 325-8040
 Home Phone: (662) 323-0989
 E-mail: jbdier@athletics.msstate.edu
 SID Fax: (662) 325-3654
 Press Box Phone: (662) 325-3776



Ron Polk

SEC Opponents

South Carolina

FRIDAY, APRIL 19, AT COLUMBIA - 6 P.M.

SATURDAY, APRIL 20, AT COLUMBIA - 3 P.M.

SUNDAY, APRIL 21, AT COLUMBIA - 12:30 P.M.

Location: Columbia, S.C.
Enrollment: 23,728
Nickname: Gamecocks
Colors: Garnet and Black
President: Dr. John M. Palms (The Citadel,1958)
Athletic Director: Dr. Mike McGee (Duke,1960)
Stadium (Capacity): Sarge Frye Field (6,000)
Dimensions: LF-330; LC-360; CF-390; RC-360; RF-320
Head Coach: Ray Tanner (N.C. State,1980)
Record at USC: 217-95 (.696--5 years)
Overall Record: 612-268-3 (.695--14 years)
Assistant Coaches: Jerry Myers (Iowa State,1987),Jim Toman (N.C. State,1985),Stuart Lake (Cha.Southern,1994)
Baseball Office Phone: (803) 777-1704
Best Time to Call: weekday mornings,ET
2001 Record: 49-20
SEC Record (Finish): 17-13 (3rd in SEC East)
Post-Season: 1-2 in NCAA Super Regional
Lettermen Returning/Lost: 21/15
Starters Returning/Lost: 3/6
Pitchers Returning/Lost: 9/5
Top Returnees: .. OF Garis Gonce (Sr.--338,9 HR,35 RBI); INF Drew Meyer (Jr.--303,7HR,37 RBI),LHP David Marchbanks (So.- 7-1,3.63 ERA); LHP Gary Bell (Sr.- 10-5,3.46 ERA)
Top Newcomers:INF Brian Buscher (Jr.); LHP Matt Campbell (Fr.); OF John Coutlangous (Jr.)
Overall Series Record: LSU leads,15-4-1
2001 Series Record: LSU, 2-1
Sports Information Contact: Andrew Kitick
Office Phone: (803) 777-5257
Home Phone: (803) 783-7647
E-mail: kitick@gwm.sc.edu
SID Fax: (803) 777-2967
Press Box Phone: (803) 777-6648



Ray
Tanner

Tennessee

FRIDAY, MAY 3, AT KNOXVILLE - 6 P.M.

SATURDAY, MAY 4, AT KNOXVILLE - 3 P.M.

SUNDAY, MAY 5, AT KNOXVILLE - 1 P.M.

Location: Knoxville, Tenn.
Enrollment: 25,474
Nickname: Volunteers
Colors: Orange and White
President: Emerson Fly (Tennessee,1961)
Athletic Director: Doug Dickey (Florida,1954)
Stadium (Capacity): Lindsey Nelson Stadium (4,000)
Dimensions: LF-335; LC-373; CF-404; RC-330; RF-330
Head Coach: Rod Delmonico (Liberty, 1980)
Record at UT: 492-250 (.663-12 years)
Overall Record: 492-250 (.663-12 years)
Assistant Coaches: Larry Simcox (Mississippi,1982),Randy Mazey (Clemson,1988),Devon Nicholson (Tennessee,2001)
Baseball Office Phone: (865) 974-2057
Best Time to Call: 10 a.m.-Noon Tuesday- Friday
2001 Record: 48-20
SEC Record (Finish): 18-12 (2nd in SEC East)
Post-Season: Tied for 7th in SEC Tournament, Tied for 3rd at CWS
Lettermen Returning/Lost: 14/12
Starters Returning/Lost: 4/5
Pitchers Returning/Lost: 5/7
Top Returnees: C Javi Herrera (So.--296,7 HR,45 RBI); OF Brandon Hopkins (Sr.--367,4 HR,24 RBI); OF Dan Wilson (Sr. -- .294,5 HR,37 RBI); LHP Dusty Johnson (So.-- 4-1,4.72 ERA)
Top Newcomers: RHP Justin Reed (Fr.); INF Walter Sevilla (JR.); RHP Jay Sadlowe (Fr.)
Overall Series Record: LSU leads,31-9
2001 Series Record: did not play
Sports Information Contact: Jeff Muir
Office Phone: (865) 974-1212
Home Phone: (865) 922-1657
E-mail: jmuir@utk.edu
SID Fax: (865) 974-1269
Press Box Phone: (865) 974-3376



Rod
Delmonico

Vanderbilt

FRIDAY, MARCH 15, AT BATON ROUGE - 6:30 P.M.

SATURDAY, MARCH 16, AT BATON ROUGE - 2 P.M.

SUNDAY, MARCH 17, AT BATON ROUGE - 1 P.M.

Location: Nashville, Tenn.
Enrollment: 6,037
Nickname: Commodores
Colors: Black and Gold
Chancellor: Gordon Gee (Utah,1968)
Athletic Director: Todd Turner (North Carolina,1973)
Stadium (Capacity): Charles Hawkin Field at The McGugin Center (1,581)
Dimensions: LF-310; LC-375; CF-400; RC-375; RF-330
Head Coach: Roy Mewbourne (Florida State,1967)
Record at Vanderbilt: 631-581-9 (.520-23 years)
Overall Record: 898-655-9 (.577-29 years)
Assistant Coaches: John Barlowe (Appalachian State,1982),Derek Johnson (Eastern Illinois,1993)
Baseball Office Phone: (615) 322-4122
Best Time to Call: mornings
2001 Record: 24-31
SEC Record (Finish): 9-21 (5th in SEC East)
Post-Season: none
Lettermen Returning/Lost: 18/11
Starters Returning/Lost: 4/4
Pitchers Returning/Lost: 7/5
Top Returnees: INF/C Sean Luellwitz (Sr.--328,6 HR,38 RBI); OF Karl Nonemaker (Sr.--328,1 HR,15 RBI); RHP Robert Ransom (So.- 4-2,4.92 ERA)
Top Newcomers: LHP Robert Sowers (Fr.); RHP/1B Scott Shapiro (Fr.); INF Tony Mansolino (Fr.)
Overall Series Record: LSU leads,40-19
2001 Series Record: LSU, 2-1
Sports Information Contact: Andre Foushee
Office Phone: (615) 322-4121
Home Phone: (615) 662-8652
E-mail: andre.foushee@vanderbilt.edu
SID Fax: (615) 343-7064
Press Box Phone: (615) 320-0436



Roy
Mewbourne



Southeastern Conference Media Relations

Baseball Contact: Chuck Dunlap

Office Phone: (205) 458-3010

Fax Phone: (205) 458-3030

E-mail: cdunlap@sec.org

Web Site: www.secsports.com

Mailing Address: 2201 Richard Arrington Blvd.North

Birmingham,AL 35203-1103

Non-Conference Opponents

Birmingham-Southern

FRIDAY, FEBRUARY 8, AT BATON ROUGE - 6:30 P.M.

SATURDAY, FEBRUARY 9, AT BATON ROUGE - 2 P.M.

SUNDAY, FEBRUARY 10, AT BATON ROUGE - 1 P.M.

Location: Birmingham, Ala.
 Enrollment: 1,424
 Nickname: Panthers
 Conference: Big South
 Colors: Black, Gold, and White
 President: Dr. Neal R. Berte (Cincinnati, 1962)
 Athletic Director: Joe Dean Jr. (Mississippi State, 1976)
 Stadium (Capacity): Scrushy-Striplin Field (1,000)
 Head Coach: Brian Shoop (Malone College, 1980)
 Record at BSC: 510-211 (.707-12 years)
 Overall Record: same
 Assistant Coaches: Matt Bragga (Kentucky, 1994), Bob Keller (Biola, 1992)
 Baseball Office Phone: (205) 226-4924
 2001 Record: 55-11
 Big South Record: 19-5 (1st; TranSouth)
 Post-Season: TranSouth Conference Tournament Champions,
 Region XI Champions,
 Super Regional 6 Champions, NAIA National Champions
 Lettermen Returning/Lost: 17/10
 Starters Returning/Lost: 4/6
 Pitchers Returning/Lost: 8/4
 Top Returnees: INF Conner Robertson (So.--.365, 12 HR, 64 RBI);
 OF Adam Pease (Jr.--.355, 1 HR, 53 RBI);
 LHP Tyler Sullivan (Jr.-7-0, 1.97 ERA);
 RHP Jon Renfro (Sr.-4-0, 3.23 ERA)
 Sports Information Contact: Will Chandler
 Office Phone: (205) 226-7736
 Home Phone: (205) 322-8465
 E-mail: wchandler@bsc.edu
 SID Fax: (205) 226-3049
 Press Box Phone: (205) 226-4794

Centenary

TUESDAY, FEBRUARY 19, AT SHREVEPORT (FAIRGROUNDS FIELD) - 7 P.M.

Location: Shreveport, La.
 Enrollment: 850
 Nickname: Gentlemen (Gents)
 Conference: Independent
 Colors: Maroon and White
 President: Dr. Kenneth L. Schwab (Purdue, 1969)
 Athletic Director: Dr. David Bedard (Northwestern State, 1968)
 Stadium (Capacity): Shehee Stadium (1,000)
 Head Coach: Ed McCann (SE Oklahoma St., 1977)
 Record at Centenary: 61-106-2 (.360 -- 4th year)
 Overall Record: same
 Assistant Coaches: Tracy Roles, Alan Jordan, Ben Adams
 Baseball Office Phone: (318) 869-5095
 2001 Record: 23-36-1
 Post-Season: none
 Lettermen Returning/Lost: 14/11
 Starters Returning/Lost: 4/4
 Pitchers Returning/Lost: 8/5
 Top Returnees: B.J. Grenda (.374, 9 HR, 58 RBI);
 Seth Winterer (.330, 2 HR, 36 RBI);
 Bobby Gilliam (.299, 26 RBI)
 Top Newcomers: LHP Andy Collup; INF Ryan Green; OF J.W. Pate
 Sports Information Contact: David Pratt
 Office Phone: (318) 869-5092
 E-mail: dpratt@centenary.edu
 SID Fax: (318) 869-5128

Houston

FRIDAY, FEBRUARY 22, AT HOUSTON - 7 P.M.

SATURDAY, FEBRUARY 23, AT HOUSTON - 7 P.M.

SUNDAY, FEBRUARY 24, AT HOUSTON - 1 P.M.

Location: Houston, Texas
 Enrollment: 30,757
 Nickname: Cougars
 Conference: Conference USA
 Colors: Scarlet and White
 President: Dr. Arthur K. Smith
 Athletic Director: Larry Leckonby
 Stadium (Capacity): Cougar Field (3,500)
 Head Coach: Rayner Noble (Houston, 1985)
 Record at UH: 246-177 (.582)
 Overall Record: same
 Assistant Coaches: Todd Whiting (Houston, 1995),
 David Pierce (Houston, 1985)
 Baseball Office Phone: (713) 743-9396
 2001 Record: 29-30
 Conference USA Record (Finish): 20-7 (2nd)
 Post-Season: Tied for 7th at Conference USA Tournament
 Lettermen Returning/Lost: 17/9
 Starters Returning/Lost: 7/2
 Pitchers Returning/Lost: 9/3
 Top Returnees: C Chris Snyder (Jr.--.316, 13 HR, 53 RBI);
 OF Sam Mitchell (So.--.259, 4 HR, 24 RBI);
 RHP Brad Sullivan (So.-6-7, 3.41 ERA)
 Top Newcomers: LHP Danny Zell (So.); INF Cameron Blair (Fr.);
 INF/RHP Brett Cooley (Jr.)
 Sports Information Contact: Jeff Conrad
 Office Phone: (713) 743-9410
 E-mail: jaconrad@mail.uh.edu
 SID Fax: (713) 743-9388
 Press Box Phone: (713) 743-0840

Long Beach State

FRIDAY, MARCH 1, AT BATON ROUGE - 6:30 P.M.

SATURDAY, MARCH 2, AT BATON ROUGE - 2 P.M.

SUNDAY, MARCH 3, AT BATON ROUGE - 1 P.M.

Location: Long Beach, Calif.
 Enrollment: 30,011
 Nickname: 49ers
 Conference: Big West
 Colors: Black and Gold
 President: Dr. Robert Maxson
 Athletic Director: Bill Shumard
 Stadium: Blair Field
 Head Coach: Mike Weathers (Chapman, 1971)
 Record at LBSU: 0-0 (.000--1st year)
 Overall Record: 279-280 (.499--11 years)
 Assistant Coaches: Troy Buckley, Don Barbara, Jeff Hipps, Brandon Hyde
 Baseball Office Phone: (562) 985-7548
 2001 Record: 35-23
 Big West Record: 11-5 (3rd)
 Post-Season: Regionals
 Lettermen Returning/Lost: 17/15
 Starters Returning/Lost: 5/4
 Pitchers Returning/Lost: 4/2
 Top Returnees: OF Paul Macaluso (So.--.320, 6 HR, 25 RBI);
 INF Jeremy Reed (Jr.--.348, 1 HR, 40 RBI);
 RHP Chris Demaria (Sr.--6-1, 2.98 ERA)
 Sports Information Contact: Niall Adler
 Office Phone: (562) 985-7565
 E-mail: nadler@csulb.edu

TUESDAY, MARCH 12, AT BATON ROUGE - 6:30 P.M.
TUESDAY, MARCH 19, AT LAFAYETTE - 6:30 P.M.

Location:	Lafayette, La.
Enrollment:	15,489
Nickname:	Ragin' Cajuns
Conference:	Sun Belt
Colors:	Vermillion and White
President:	Dr. Ray P. Authement (USL,1950)
Athletic Director:	Nelson Schexnayder (USL,1972)
Stadium (Capacity):	M.L. "Tigue" Moore Field (3,500)
Head Coach:	Tony Robichaux (McNeese State,1986)
Record at Louisiana-Lafayette:	247-169 (.680-7 years)
Overall Record:	491-319 (.640-14 years)
Assistant Coaches:	Wade Simoneaux (Nicholls State,1984), Anthony Babineaux (USL,1995), Jason Gonzales (USL,1994)
Baseball Office Phone:	(337) 482-6189
2001 Record:	28-28
Sun Belt Record:	12-15
Post-Season:	none
Lettermen Returning/Lost:	13/11
Starters Returning/Lost:	5/4
Pitchers Returning/Lost:	7/7
Top Returnees:	OF Bryan Sneed (Sr.-- .314,6 HR,32 RBI); DH Brad Saloom (So.-- .356,17 RBI); LHP Justin Gabriel (Sr.- 9-4,3.04 ERA); RHP Jordy Templet (So.- 4-1-2,2.51 ERA)
Top Newcomers:	INF Chase Lambin (Sr.); C Justin Morgan (Fr.)
Sports Information Contact:	Daryl Cetnar
Office Phone:	(337) 482-6331
E-mail:	athletics@ragincajuns.com
SID Fax:	(337) 482-6649
Press Box Phone:	(337) 482-6331

FRIDAY, MARCH 8, AT BATON ROUGE - 6:30 P.M.
SATURDAY, MARCH 9, AT BATON ROUGE - 2 P.M.
SUNDAY, MARCH 10, AT BATON ROUGE - 1 P.M.
TUESDAY, APRIL 23, AT MONROE - 6:30 P.M.

Location:	Monroe,La.
Enrollment:	8,760
Nickname:	Indians
Conference:	Southland
Colors:	Maroon and Gold
Athletic Director:	Bruce Hanks (ULM,1976)
Stadium (Capacity):	Indian Field (3,000)
Head Coach:	Brad Holland (McNeese State,1992)
Record at Louisiana-Monroe:	36-24 (.660-1 year)
Overall Record:	same
Assistant Coaches:	Steve Johnson (Fort Hayes State,1997), Jeremy Talbot (Nicholls State,1998), Britten Ourbe (Southeastern Louisiana,1995)
Baseball Office Phone:	(318) 342-3591
2001 Record:	36-24
Southland Record:	17-10 (2nd)
Post-Season:	none
Lettermen Returning/Lost:	20/13
Starters Returning/Lost:	4/5
Pitchers Returning/Lost:	6/1
Top Returnees:	INF Jack Skaggs (Jr.-- .330,17 RBI); OF Jamie Estrada (Sr.-- .321,3 HR,41 RBI); DH Jason Lind (Sr.-- .328,4 HR,25 RBI); RHP Aaron Dobbins (Sr.- 8-2,3.43 ERA)
Top Newcomers:	INF Jared Doty (Jr.); OF Cade Eady (Jr.)
Sports Information Contact:	Troy Mitchell
Office Phone:	(318) 342-5463
E-mail:	tmitchel@spock.ulm.edu
SID Fax:	(318) 342-5464
Press Box Phone:	(318) 342-5476

FRIDAY, FEBRUARY 15, AT BATON ROUGE - 6:30 P.M.
SATURDAY, FEBRUARY 16, AT BATON ROUGE - 2 P.M.
SUNDAY, FEBRUARY 17, AT BATON ROUGE - 1 P.M.

Location:	Macon, Ga.
Enrollment:	7,000
Nickname:	Bears
Conference:	Atlantic Sun
Colors:	Black and Orange
President:	Dr. R.Kirby Godsey
Athletic Director:	Bobby Pope (Georgia College, 1970)
Stadium (Capacity):	Claude Smith Field (500)
Head Coach:	Barry Myers (Marshall, 1960)
Record at Mercer:	627-612-3 (.506 - 24 years)
Overall Record:	818-700-6 (.538 - 31 years)
Assistant Coaches:	Craig Gibson (Mercer, 1985), Jeff Nebel (Mercer, 1999)
Baseball Office Phone:	(478) 301-2738
2001 Record:	24-28
Atlantic Sun Record:	10-17 (8th)
Post-Season:	none
Lettermen Returning/Lost:	12/14
Starters Returning/Lost:	4/4
Pitchers Returning/Lost:	4/4
Top Returnees:	INF David Harwell (Sr.-- .349, 11 HR, 49 RBI); OF Kyle Levensgood (Sr.-- .355, 11 HR, 49 RBI); RHP Brett Jarrett (Sr.- 7-4-24.78 ERA)
Top Newcomers:	RHP James Morrison (Jr.); INF Daniel Hurst (Fr.); OF Jason Gaines (Jr.)
Sports Information Contact:	Kevin Coulombe
Office Phone:	(478) 301-2735
E-mail:	coulombe_kd@mercer.edu
SID Fax:	(478) 301-5350
Press Box Phone:	(478) 301-2339 or (478) 301-2340

TUESDAY, APRIL 2, AT BATON ROUGE - 6:30 P.M.
TUESDAY, APRIL 30, AT METAIRIE (ZEPHYR FIELD) - 6:30 P.M.

Location: New Orleans, La.
Enrollment: 17,014
Nickname: Privateers
Conference: Sun Belt
Colors: Blue, Red, and Gray
Chancellor: Dr. Gregory M. St. Louis O'Brien (Lehigh, 1966)
Athletic Director: Bob Brown (Park, 1975)
Stadium (Capacity): Privateer Park (5,225)
Head Coach: Randy Bush (New Orleans, 1994)
Record at UNO: 63-57 (.527-2 years)
Overall Record: same
Assistant Coaches: Kenny Bonura (New Orleans, 1986), Joe Slusarski
Baseball Office Phone: (504) 280-7021
2001 Record: 25-32
Sun Belt Record: 13-14 (5th)
Post-Season: 2-2 in Sun Belt Tournament
Lettermen Returning/Lost: 12/12
Starters/Returning/Lost: 5/4
Pitchers Returning/Lost: 3/4
Top Returnees: OF Justin LoFranco (So.-- .292, 6 HR, 24 RBI);
. INF J.D. Huether (Sr.-- .294, 3 HR, 34 RBI);
. P Jeff Stander (So.-2-3, 2.60 ERA)
Top Newcomers: P Thomas Diamond (Fr.); INF Gabe Trevizo (Jr.)
Sports Information Contact: Bob Boyle
Office Phone: (504) 280-6284
E-mail: sid@uno.edu
SID Fax: (504) 280-7240
Press Box Phone: (504) 280-7027

Location: Baton Rouge, La.
 Nickname: Jaguars
 Conference: Southwestern Athletic
 Colors: Columbia Blue and Gold
 President: Dr. Leon Tarver
 Athletic Director: Floyd Kerr
 Stadium (Capacity): Lee Hines Field (1,200)
 Head Coach: Roger Cador
 Record at Southern: 466-269-1
 Overall Record: Same
 Assistant Coaches: Arnold Brathwaite, Barret Rey
 2001 Record: 43-12
 SWAC Record: 28-4 (1st)
 Post Season: 0-2 in NCAA New Orleans Regional
 Lettermen Returning/Lost: 12/11
 Starters Returning/Lost: 3/5
 Pitchers Returning/Lost: 4/4
 Sports Information Contact: Kevin J. Manns
 Office Phone: (225) 771-2601
 E-mail: Kmanns@aol.com
 SID Fax: (225) 771-2896

Location:	New Orleans, La.
Nickname:	Green Wave
Conference:	Conference USA
Colors:	Olive Green and Sky Blue
President:	Dr. Scott Cowen
Athletic Director:	Rick Dickson
Stadium (Capacity):	Turchin Stadium (5,000)
Head Coach:	Rick Jones
Record at Tulane:	346-158-1
Overall Record:	622-247-1
Assistant Coaches:	Mark Kingston (Associate Head Coach)
2001 Record:	56-13
C-USA Record:	21-6
Post Season: tied for 5th in NCAA College World Series
Lettermen Returning/Lost:	20/10
Starters Returning/Lost:	6/3
Pitchers Returning/Lost:	7/1
Top Returnees:	LHP Joey Charron (Sr.--9-2,3,52 ERA); OF Michael Aubrey (So.--361,13 HR,69 RBI); OF Jon Kaplan (Jr.--358,5 HR,54 RBI)
Top Newcomers:	INF Brooks Shankle (Fr.); OF/DH Bryan Stelmack (So.); LHP Ray Liotta (Fr.)
Sports Information Contact:	Richie Weaver
Office Phone:	(504) 865-5506,ext. 2
E-mail:	rweaver@tulane.edu
SID Fax:	(504) 865-5512
Press Box Phone:	(504) 862-8224



2002 LSU BASEBALL

2002 Post-Season Tournaments

SEC Tournament

The 2002 SEC Tournament, which will be held May 22-26, returns to Birmingham's Hoover Metropolitan Stadium for the fifth consecutive year and for the seventh time in the event's history. Last year, the tournament attracted 85,771 fans for the five-day, 15-

game event. The total attendance and the championship game attendance (10,023 - Miss. State vs. LSU) were both the third-largest in tournament history.



The top two teams from each division receive automatic berths in the tournament, with wild-card berths going to the next four teams with the highest winning percentages, regardless of division.

This will mark the fifth year the tournament has been contested under the "Omaha" format, as eight teams compete in two four-team brackets, with the bracket champions meeting in a one-game championship. The tournament champion earns the SEC's automatic berth to the 64-team NCAA Tournament field.

The championship game, two semi-final contests on Saturday and two elimination games on Friday will be televised as part of the SEC's television package on Fox Sports South.

LSU posted a 3-1 mark at the 2001 SEC Tournament, as the Tigers dropped a 4-1 decision to Mississippi State in the championship game. In reaching the title contest, the Tigers kept alive a 16-year streak of winning at least one game at the SEC Tournament. Skip Bertman's LSU clubs won six tournament titles (1986, '90, '92, '93, '94 and 2000), while finishing as runners-up on five occasions (1987, '91, '95, '97 and 2001).



The 2002 SEC Tournament will be held at Birmingham's Hoover Metropolitan Stadium.

NCAA Tournament

The 2002 NCAA Tournament will feature a 64-team field for the fourth straight year, as the tournament was expanded from 48 to 64 participants in 1999. The teams selected for the tournament will be placed in 16

four-team NCAA Regional brackets at campus sites across the country May 31-June 2.

The brackets are set up like the NCAA basketball tournament,

with the top eight teams in the country earning "National Seeds." The brackets will be used to determine Super Regional pairings, as well as the two brackets for the College World Series.

The 16 winners of the regionals advance to the Super Regionals, where teams will be matched up for best-of-three series at eight sites June 7-9. The eight winners of the Super Regionals advance to the College World Series June 14-22 at Omaha's Rosenblatt Stadium, marking the 53rd series that will take place in the venerable facility.

In 2001, the third season played under the expanded format, LSU played host to and won an NCAA Regional before dropping two of three

games to Tulane in the Super Regional at Zephyr Field in Metairie, La. The Tigers have advanced to Super Regional play in each of the three seasons of the expanded format, including 2000, when LSU claimed its fifth national championship in Omaha.



LSU played host to and won both a 2000 NCAA Regional and Super Regional.



LSU has the highest all-time NCAA Tournament winning percentage (90-31, .744).

Player Profiles



38

Brian Wilson

Pitcher

6-1, 205, R-R, So., 1L

Londonderry, N.H. (Londonderry HS)

Hard-throwing young hurler who emerged as LSU's closer near the end of 2001 and will fill that role during the 2002 season . . . posted a 0.90 ERA in LSU's fall 2001 intra-squad games, allowing one earned run on six hits in 10 innings with two walks and nine strikeouts.

2001 SEASON

Appeared in 20 games (four starts), recording a 3-2 mark and a 5.67 ERA in 39.2 innings with 20 walks and 22 strikeouts . . . earned a win in Game 1 of the NCAA Super Regional vs. Tulane (June 1), working three shutout relief innings with three hits, one walk and two strikeouts . . . earned two saves in the NCAA Baton Rouge Regional, allowing two runs on five hits in four innings with one walk and one strikeout . . . pitched one inning in the SEC Tournament, allowing one run on one hit with one walk and one K . . . for the entire post-season, he was 1-0 with two saves and a team-best 3.38 ERA in eight innings (three walks, four Ks) . . . earned save in NCAA Baton Rouge Regional opener vs. Minnesota (May 25), limiting the Gophers to one run on two hits in 1.1 innings . . . also picked up the save in the regional title game vs. Virginia Commonwealth (May 27), as he pitching 2.2 innings, limiting the Rams to one run on three hits with one walk and one strikeout . . . earned his first save at Alabama (April 28), working one scoreless and hitless inning . . . earned first career LSU win in a start vs. New Orleans (April 3), limiting the Privateers to two runs on four hits in seven innings with one walk and four strikeouts . . . also earned a relief win on April 26 at Louisiana-Monroe with three shutout innings on just one hit.

HIGH SCHOOL

Played baseball, golf and basketball at Londonderry High . . . in 1999 American Legion play, he worked 47 innings, recording a 1.34 ERA with 66 strikeouts and 18 walks . . . also batted .458 with nine doubles, two triples, two homers and 13 RBI.

PERSONAL

Full name is Brian Patrick Wilson . . . mother is Donna Wilson . . . chose to attend LSU because "the campus and culture are very unique, and baseball has a strong background here; one can be taught many things about the game" . . . plans to major in marketing at LSU . . . born March 16, 1982.

WILSON'S LSU CAREER STATISTICS

YEAR	G-GS	W-L	ERA	SV	CG	SHO	IP	H	R	ER	BB	SO
2001	20-4	3-2	5.67	3	0	0	39.2	40	28	25	20	22

WILSON'S LSU CAREER HIGHS

Innings:	7.0 vs. New Orleans (4/3/01)
Strikeouts:	5 vs. Southern (3/6/01)
Hits Allowed:	7 vs. Southern (4/3/01)
Runs:	6 vs. Ole Miss (4/14/01)
Earned Runs:	5 vs. Ole Miss (4/14/01)
Walks:	4 at South Carolina (4/8/01)



Brian Wilson



16

Jon Zeringue

Catcher

6-1, 215, R-R, Fr., HS

Thibodaux, La. (E.D. White HS)

Outstanding prospect who was the third-round selection of the Chicago White Sox in the 2001 major league draft . . . hit .296 (8-for-27) in LSU's fall 2001 intra-squad games with two doubles, one homer and four RBI.

HIGH SCHOOL

A four-year letterman (catcher) at E.D. White High, where he led his team to four Class 3A state championships (1998, '99, '00, '01) . . . named the state Most Valuable Player in 2001 after batting .468 with 13 homers and 58 RBI . . . completed his career with 40 home runs . . . named the 2001 Gatorade Louisiana Player of the Year . . . a three-time all-state selection and a four-time all-district, all-region and all-parish choice.

PERSONAL

Full name is Jonathan David Zeringue . . . parents are Brian and Jackie Zeringue . . . has one older brother, Justin . . . interests include hunting and fishing . . . says he chose to attend LSU because "It's been my goal since I was a child" . . . credits his father with having the greatest influence on his athletic career . . . plans to major in wildlife management at LSU . . . born August 29, 1983.

Statistics vs. 2002 Opponents

LSU Career Batting Statistics vs. 2002 Opponents

Sean Barker

OPPONENT	G-GS	AVG.	AB	R	H	2B	3B	HR	RBI	BB	HBP	SO	SB-ATT
Alabama	2-1	.500	4	3	2	1	0	0	2	1	0	0	1-1
Arkansas	1-0	.333	3	1	1	0	0	0	0	0	0	2	0-0
Auburn	2-2	.286	7	3	2	1	0	0	2	1	0	0	1-1
Centenary	0-0	.000	0	0	0	0	0	0	0	0	0	0	0-0
Florida	4-2	.444	9	2	4	1	0	0	3	2	0	1	0-1
Georgia	0-0	.000	0	0	0	0	0	0	0	0	0	0	0-0
Houston	2-0	.667	3	2	2	1	0	0	0	0	0	0	0-0
Kentucky	0-0	.000	0	0	0	0	0	0	0	0	0	0	0-0
UL-Lafayette	1-0	.000	0	0	0	0	0	0	1	0	0	0	0-0
UL-Monroe	2-1	.250	4	1	1	1	0	0	0	0	0	0	0-0
Ole Miss	3-2	.667	6	4	4	1	0	2	4	0	0	1	1-1
Mississippi St.	4-3	.200	5	1	1	0	0	0	0	1	0	3	0-0
New Orleans	2-2	.667	6	2	4	1	0	0	0	1	0	0	0-0
South Carolina	1-1	.000	3	1	0	0	0	0	0	1	0	2	0-0
Southeastern La.	1-1	.000	3	0	0	0	0	0	0	0	0	0	0-0
Southern	2-0	.000	3	0	0	0	0	0	1	0	0	1	0-0
Tennessee	0-0	.000	0	0	0	0	0	0	0	0	0	0	0-0
Tulane	4-3	.182	11	1	2	0	0	0	0	2	0	0	1-1
Vanderbilt	0-0	.000	0	0	0	0	0	0	0	0	0	0	0-0
TOTALS	31-19	.343	67	21	23	7	0	2	13	10	0	10	4-5

Matt Heath

OPPONENT	G-GS	AVG.	AB	R	H	2B	3B	HR	RBI	BB	HBP	SO	SB-ATT
Alabama	3-3	.250	12	3	3	0	0	2	3	2	0	4	1-1
Arkansas	3-2	.286	7	1	2	0	0	0	0	1	0	1	0-0
Auburn	3-2	.000	8	1	0	0	0	0	0	2	0	2	0-0
Centenary	0-0	.000	0	0	0	0	0	0	0	0	0	0	0-0
Florida	4-4	.583	12	4	7	1	1	1	5	5	1	0	0-1
Georgia	3-3	.167	12	2	2	1	0	1	2	2	0	2	1-1
Houston	2-1	.200	5	1	1	0	0	1	3	0	0	1	0-0
Kentucky	3-3	.273	11	2	3	1	0	0	1	2	0	0	0-1
UL-Lafayette	1-1	.250	4	3	1	1	0	0	0	0	0	0	1-1
UL-Monroe	1-1	.200	5	1	1	0	1	0	0	0	0	0	0-0
Ole Miss	5-5	.400	15	4	6	2	0	1	6	5	1	2	2-3
Mississippi St.	4-4	.200	15	1	3	0	0	0	0	0	0	4	1-1
New Orleans	1-1	1.000	4	2	4	1	0	1	4	0	0	0	0-0
South Carolina	3-3	.333	12	3	4	1	0	1	3	1	0	5	0-0
Southeastern La.	1-1	.333	3	1	1	0	0	0	0	1	0	1	0-0
Southern	2-2	.222	9	1	2	0	0	0	3	0	0	2	1-1
Tennessee	0-0	.000	0	0	0	0	0	0	0	0	0	0	0-0
Tulane	5-5	.095	21	1	2	0	0	0	0	2	0	7	2-2
Vanderbilt	3-3	.111	9	2	1	0	0	0	1	3	0	2	1-1
TOTALS	47-44	.264	163	33	43	8	2	8	33	26	2	33	10-13

Aaron Hill

OPPONENT	G-GS	AVG.	AB	R	H	2B	3B	HR	RBI	BB	HBP	SO	SB-ATT
Alabama	1-1	1.000	1	0	1	0	0	0	0	1	0	0	0-0
Arkansas	1-1	.000	2	0	0	0	0	0	1	1	0	0	0-0
Auburn	1-0	.000	1	0	0	0	0	0	0	0	0	0	0-0
Centenary	0-0	.000	0	0	0	0	0	0	0	0	0	0	0-0
Florida	4-3	.231	13	3	3	0	0	1	3	1	0	1	0-0
Georgia	3-3	.333	15	1	5	1	0	0	3	1	0	2	1-1
Houston	3-1	.333	6	2	2	0	0	0	0	1	0	0	1-1
Kentucky	2-2	.000	7	0	0	0	0	0	1	0	0	1	0-0
UL-Lafayette	1-1	.250	4	1	1	0	1	0	3	0	0	0	0-0
UL-Monroe	2-2	.250	4	1	1	0	0	0	0	0	0	0	0-0
Ole Miss	3-1	.500	1	2	1	0	0	0	1	1	0	0	1-1
Mississippi St.	3-3	.333	12	1	4	0	0	1	4	0	0	2	1-2
New Orleans	2-2	.429	7	1	3	1	0	0	3	0	0	1	1-1
South Carolina	2-3	.143	7	1	1	0	0	1	4	1	0	3	0-0
Southeastern La.	1-1	.333	3	0	1	0	0	0	2	0	0	1	0-0
Southern	2-2	.222	9	1	2	0	0	0	0	1	0	1	0-0
Tennessee	0-0	.000	0	0	0	0	0	0	0	0	0	0	0-0
Tulane	3-2	.222	9	1	2	0	0	0	0	0	0	1	0-0
Vanderbilt	2-0	.333	3	1	1	0	0	1	3	0	0	0	0-0
TOTALS	46-34	.299	134	27	40	5	1	5	36	15	0	17	6-7

Chris Phillips

Opponent	G-GS	Avg.	AB	R	H	2B	3B	HR	RBI	BB	HBP	SO	SB-ATT
Alabama	1-0	.000	0	0	0	0	0	0	0	0	0	0	0-0
Arkansas	1-1	.000	3	0	0	0	0	0	0	0	0	0	0-0
Auburn	0-0	.000	0	0	0	0	0	0	0	0	0	0	0-0
Centenary	0-0	.000	0	0	0	0	0	0	0	0	0	0	0-0
Florida	1-0	.000	0	0	0	0	0	0	0	0	0	0	0-0
Georgia	0-0	.000	0	0	0	0	0	0	0	0	0	0	0-0
Houston	3-2	.286	7	1	2	1	0	0	2	0	0	2	0-0
Kentucky	0-0	.000	0	0	0	0	0	0	0	0	0	0	0-0
UL-Lafayette	1-0	1.000	1	0	1	0	0	0	0	0	0	0	0-0
UL-Monroe	2-1	.000	4	0	0	0	0	0	0	0	0	3	0-0
Ole Miss	1-0	.000	2	0	0	0	0	0	0	0	0	1	0-0
Mississippi St.	1-0	.000	0	0	0	0	0	0	0	0	0	0	0-0
New Orleans	2-1	.000	5	0	0	0	0	0	0	0	0	0	0-0
South Carolina	0-0	.000	0	0	0	0	0	0	0	0	0	0	0-0
Southeastern La.	0-0	.000	0	0	0	0	0	0	0	0	0	0	0-0
Southern	1-0	.000	1	0	0	0	0	0	0	0	0	1	0-0
Tennessee	0-0	.000	0	0	0	0	0	0	0	0	0	0	0-0
Tulane	2-0	.000	0	0	0	0	0	0	0	0	0	0	0-0
Vanderbilt	1-0	1.000	1	0	1	0	0	0	0	1	0	0	0-0
TOTALS	17-5	.167	24	1	4	1	0	0	2	1	0	7	0-0

Wally Pontiff

OPPONENT	G-GS	AVG.	AB	R	H	2B	3B	HR	RBI	BB	HBP	SO	SB-ATT
Alabama	7-7	.462	26	8	12	2	0	0	4	4	0	2	1-1
Arkansas	5-5	.211	19	2	4	0	1	0	1	1	2	1	1-1
Auburn	6-6	.423	26	6	11	2	0	0	6	2	0	1	0-0
Centenary	1-1	.250	4	1	1	1	0	0	0	0	0	1	0-0
Florida	7-7	.520	25	5	13	1	1	2	12	2	0	5	0-0
Georgia	7-7	.231	39	4	9	3	0	1	2	2	0	4	0-0
Houston	6-4	.429	14	2	6	0	0	0	4	0	0	1	1-2
Kentucky	6-6	.478	23	3	11	3	0	1	8	4	0	2	0-0
UL-Lafayette	1-1	.250	4	1	1	0	0	0	0	1	0	0	0-0
UL-Monroe	5-5	.440	25	4	11	2	1	1	5	1	0	1	1-1
Ole Miss	7-7	.217	23	9	5	1	0	1	9	6	0	2	1-1
Mississippi St.	7-5	.409	22	5	9	2	0	0	6	5	0	4	0-0
New Orleans	4-4	.357	14	2	5	0	0	1	5	0	0	1	0-0
South Carolina	6-5	.217	23	3	5	0	0	1	1	2	0	2	0-0
Southeastern La.	3-3	.333	12	2	4	2	0	0	4	1	1	0	0-0
Southern	4-4	.273	11	2	3	0	0	0	1	5	0	2	0-0
Tennessee	0-0	.000	0	0	0	0	0	0	0	0	0	0	0-0
Tulane	7-7	.333	33	2	11	0	0	0	4	1	0	2	0-0
Vanderbilt	5-5	.250	20	5	5	2	0	1	5	3	0	1	1-1
TOTALS	94-88	.347	363	66	126	21	3	9	77	40	2	32	6-7

David Raymer

David Raymer

OPPONENT	G-GS	AVG.	AB	R	H	2B	3B	HR	RBI	BB	HBP	SO	SB-ATT	
Alabama	3-2	.375	8	2	3	1	0	0	2	0	0	0	0-0	
Arkansas	3-2	.286	7	0	2	0	0	0	1	0	0	1	1-1	
Auburn	3-3	.636	11	6	7	1	1	1	6	1	0	0	1-1	
Centenary	0-0	.000	0	0	0	0	0	0	0	0	0	0	0-0	
Florida	4-3	.200	5	4	1	1	0	0	3	3	1	0	1-1	
Georgia	3-2	.273	11	1	3	1	0	0	1	1	0	0	0-0	
Houston	2-2	.000	3	1	0	0	0	0	0	1	0	0	0-0	
Kentucky	3-2	.286	7	3	2	0	0	0	0	0	1	3	0-0	
UL-Lafayette	1-0	.000	0	0	0	0	0	0	0	0	1	0	0-0	
UL-Monroe	2-0	1.000	3	2	3	2	0	0	1	2	0	0	1-1	
Ole Miss	5-3	.214	14	2	3	2	0	0	2	3	0	3	2-2	
Mississippi St.	4-3	.125	8	2	1	1	0	0	0	1	1	2	0-0	
New Orleans	1-0	.000	1	0	0	0	0	0	0	0	0	0	0-0	
South Carolina	3-2	.286	7	1	2	1	0	0	1	1	0	2	0-0	
Southeastern La.	1-0	.000	0	0	0	0	0	0	1	1	0	0	0-0	
Southern	2-1	.000	4	0	0	0	0	0	0	1	0	1	0-0	
Tennessee	0-0	.000	0	0	0	0	0	0	0	0	0	0	0-0	
Tulane	4-3	.273	11	2	3	2	0	1	3	1	1	2	2-2	
Vanderbilt	3-3	.182	11	4	2	0	0	1	3	2	1	0	1	0-0
TOTALS	47-31	.288	111	30	32	12	1	3	23	17	5	15	8-8	

Statistics vs. 2002 Opponents

LSU Career Pitching Statistics vs. 2002 Opponents

Billy Brian

OPPONENT	W-L	ERA	G	GS	CG	SV	IP	H	R	ER	BB	SO	WP	HBP	BK
Alabama	1-0	9.44	3	0	0	0	6.2	11	8	7	2	4	1	1	0
Arkansas	0-0	0.00	0	0	0	0	0.0	0	0	0	0	0	0	0	0
Auburn	0-0	15.43	2	0	0	0	2.1	4	4	4	3	2	0	0	0
Centenary	1-0	2.25	1	1	0	0	4.0	3	1	1	0	8	0	0	0
Florida	0-0	0.00	0	0	0	0	0.0	0	0	0	0	0	0	0	0
Georgia	0-0	0.00	2	0	0	1	5.1	2	0	0	2	4	0	0	0
Houston	0-1	4.91	2	1	0	0	7.1	8	5	4	2	4	1	0	0
Kentucky	0-0	0.00	1	0	0	0	0.0	0	1	0	2	0	0	0	0
UL-Lafayette	0-0	0.00	1	0	0	0	1.0	4	4	0	0	2	1	0	0
UL-Monroe	0-0	0.00	2	0	0	1	5.0	4	0	0	0	4	0	0	0
Ole Miss	0-0	9.00	1	0	0	0	1.0	3	1	1	0	0	1	0	0
Mississippi St.	0-0	0.00	1	0	0	0	1.2	2	0	0	0	4	0	0	0
New Orleans	0-0	0.00	2	0	0	0	3.0	1	0	0	0	4	0	0	0
South Carolina	0-0	0.00	1	0	0	0	0.0	1	0	0	1	0	0	0	0
Southeastern La.	0-0	0.00	0	0	0	0	0.0	0	0	0	0	0	0	0	0
Southern	2-0	4.22	3	2	0	0	10.2	6	6	5	7	18	3	1	0
Tennessee	0-0	0.00	0	0	0	0	0.0	0	0	0	0	0	0	0	0
Tulane	0-0	0.00	1	0	0	0	3.0	1	1	0	3	5	1	0	0
Vanderbilt	0-0	0.00	0	0	0	0	0.0	0	0	0	0	0	0	0	0
TOTALS	4-1	3.88	23	4	0	2	51.0	50	31	22	22	59	8	2	0

Brad David

OPPONENT	W-L	ERA	G	GS	CG	SV	IP	H	R	ER	BB	SO	WP	HBP	BK
Alabama	0-0	0.00	1	0	0	0	1.0	0	0	0	1	0	0	0	0
Arkansas	0-0	9.00	1	0	0	0	1.0	1	1	1	1	0	0	1	0
Auburn	0-0	0.00	1	0	0	0	0.0	0	0	0	2	0	0	0	0
Centenary	0-0	0.00	0	0	0	0	0.0	0	0	0	0	0	0	0	0
Florida	1-0	0.00	1	0	0	0	3.0	0	0	0	1	3	0	0	0
Georgia	1-1	3.86	3	0	0	0	2.1	3	1	1	1	4	0	0	1
Houston	0-0	0.00	1	0	0	0	0.1	1	0	0	2	1	1	0	0
Kentucky	0-0	27.00	1	0	0	0	0.1	2	1	1	1	0	0	0	0
UL-Lafayette	0-0	0.00	1	0	0	0	2.0	0	0	0	0	4	0	1	0
UL-Monroe	0-0	0.00	0	0	0	0	0.0	0	0	0	0	0	0	0	0
Ole Miss	0-0	26.86	1	0	0	0	0.2	0	2	2	2	1	1	0	0
Mississippi St.	0-0	81.00	1	0	0	0	0.1	3	3	3	1	0	0	0	0
New Orleans	0-0	0.00	2	0	0	0	4.0	4	0	0	0	4	0	0	0
South Carolina	0-0	0.00	1	0	0	1	0.2	0	0	0	0	1	0	0	0
Southeastern La.	0-0	0.00	0	0	0	0	0.0	0	0	0	0	0	0	0	0
Southern	0-0	0.00	0	0	0	0	0.0	0	0	0	0	0	0	0	0
Tennessee	0-0	0.00	0	0	0	0	0.0	0	0	0	0	0	0	0	0
Tulane	0-0	3.86	2	0	0	0	2.1	5	2	1	1	2	0	0	0
Vanderbilt	0-0	0.00	0	0	0	0	0.0	0	0	0	0	0	0	0	0
TOTALS	2-1	4.66	18	0	0	1	19.1	19	11	10	15	20	2	2	1

Weylin Guidry

OPPONENT	W-L	ERA	G	GS	CG	SV	IP	H	R	ER	BB	SO	WP	HBP	BK
Alabama	0-0	0.00	2	0	0	1	0.2	1	1	0	0	1	1	0	0
Arkansas	0-0	0.00	3	0	0	0	4.1	3	0	0	0	6	1	0	0
Auburn	0-1	99.99	1	0	0	0	0.0	2	2	2	1	0	0	0	0
Centenary	0-0	0.00	1	0	0	1	1.0	0	0	0	1	0	0	0	0
Florida	0-0	0.00	4	0	0	1	6.1	3	0	0	4	8	2	0	0
Georgia	0-0	1.42	4	0	0	0	6.1	3	1	1	1	7	0	1	0
Houston	0-0	15.45	3	0	0	0	2.1	5	4	4	1	2	1	0	0
Kentucky	0-1	3.86	2	0	0	0	2.1	3	1	1	2	1	0	0	0
UL-Lafayette	0-0	27.00	1	0	0	0	1.0	3	3	3	0	2	1	0	0
UL-Monroe	0-1	3.86	2	0	0	1	2.1	4	1	1	1	4	0	0	0
Ole Miss	0-0	40.60	3	0	0	0	1.1	8	9	6	0	2	0	0	0
Mississippi St.	0-0	1.93	3	0	0	0	4.2	5	2	1	3	3	2	0	0
New Orleans	0-0	0.00	2	0	0	0	2.0	1	0	0	0	2	0	0	0
South Carolina	0-0	1.80	3	0	0	0	5.0	2	1	1	3	4	1	0	1
Southeastern La.	0-0	3.37	2	0	0	0	2.2	2	1	1	4	3	0	0	0
Southern	0-0	6.24	4	0	0	0	4.1	4	3	3	2	7	2	0	0
Tennessee	0-0	0.00	0	0	0	0	0.0	0	0	0	0	0	0	0	0
Tulane	0-0	5.19	5	0	0	0	8.2	13	6	5	4	11	1	0	1
Vanderbilt	0-0	0.00	1	0	0	0	1.0	0	0	0	1	2	0	0	0
TOTALS	0-3	4.40	46	0	0	4	57.1	62	34	28	28	65	12	1	2

Justin Hill

OPPONENT	W-L	ERA	G	GS	CG	SV	IP	H	R	ER	BB	SO	WP	HBP	BK
Alabama	0-0	0.00	0	0	0	0	0.0	0	0	0	0	0	0	0	0
Arkansas	0-0	0.00	0	0	0	0	0.0	0	0	0	0	0	0	0	0
Auburn	0-0	0.00	0	0	0	0	0.0	0	0	0	0	0	0	0	0
Centenary	0-0	0.00	0	0	0	0	0.0	0	0	0	0	0	0	0	0
Florida	0-0	3.86	1	0	0	0	2.1	0	3	1	4	4	0	0	0
Georgia	0-0	54.00	1	0	0	0	0.1	2	2	2	1	0	0	0	0
Houston	1-0	9.00	2	0	0	0	3.0	1	1	1	2	4	0	0	0
Kentucky	0-0	0.00	0	0	0	0	0.0	0	0	0	0	0	0	0	0
UL-Lafayette	0-0	0.00	1	0	0	0	0.0	1	0	0	1	0	1	0	0
UL-Monroe	0-0	9.00	2	0	0	0	1.0	2	2	2	0	2	0	0	0
Ole Miss	0-0	0.00	1	0	0	0	0.0	1	0	0	1	0	0	0	0
Mississippi St.	0-0	27.00	2	0	0	0	1.1	3	4	4	2	0	1	0	0
New Orleans	0-0	0.00	0	0	0	0	0.0	0	0	0	0	0	0	0	0
South Carolina	0-0	0.00	0	0	0	0	0.0	0	0	0	0	0	0	0	0
Southeastern La.	0-0	0.00	0	0	0	0	0.0	0	0	0	0	0	0	0	0
Southern	0-0	0.00	2	0	0	0	5.1	1	1	0	1	9	1	0	0
Tennessee	0-0	0.00	0	0	0	0	0.0	0	0	0	0	0	0	0	0
Tulane	0-0	0.00	0	0	0	0	0.0	0	0	0	0	0	0	0	0
Vanderbilt	0-0	0.00	1	0	0	0	1.0	0	0	0	0	1	0	0	0
TOTALS	1-0	6.28	13	0	0	0	14.1	11	13	10	12	20	3	0	0



Justin Hill

Lane Mestepey

OPPONENT	W-L	ERA	G	GS	CG	SV	IP	H	R	ER	BB	SO	WP	HBP	BK
Alabama	1-0	1.00	1	1	1	0	9.0	4	2	1	2	6	0	1	0
Arkansas	0-1	8.44	1	1	0	0	5.1	11	8	5	2	1	0	1	0
Auburn	1-1	7.11	2	1	0	0	6.1	12	6	5	6	4	0	0	0
Centenary	0-0	0.00	0	0	0	0	0.0	0	0	0	0	0	0	0	0
Florida	1-0	3.68	1	1	0	0	7.1	10	3	3	3	3	1	0	1
Georgia	0-0	1.17	1	1	0	0	7.2	7	3	1	3	6	0	0	0
Houston	0-0	7.36	1	1	0	0	3.2	10	4	3	1	3	0	0	0
Kentucky	1-0	1.00	1	1	1	0	9.0	9	2	1	1	5	0	0	0
UL-Lafayette	0-0	0.00	0	0	0	0	0.0	0	0	0	0	0	0	0	0
UL-Monroe	0-0	0.00	0	0	0	0	0.0	0	0	0	0	0	0	0	0
Ole Miss	2-0	1.20	2	2	1	0	15.0	12	4	2	1	6	0	0	0
Mississippi St.	1-0	0.73	2	2	0	0	12.1	9	1	1	0	13	0	2	0
New Orleans	0-0	0.00	0	0	0	0	0.0	0	0	0	0	0	0	0	0
South Carolina	1-0	3.38	1	1	0	0	8.0	7	3	3	4	4	0	0	1
Southeastern La.	0-0	0.00	1	0	0	1	0.1	0	0	0	0	1	0	0	0
Southern	0-0	0.00	0	0	0	0	0.0	0	0	0	0	0	0	0	0
Tennessee	0-0	0.00	0	0	0	0	0.0	0	0	0	0	0	0	0	0
Tulane	0-0	2.04	2	2	0	0	17.2	16	8	4	2	8	0	3	0
Vanderbilt	0-1	7.00	1	1	1	0	9.0	10	7	7	3	3	1	0	0
TOTALS	8-3	2.93	14	11	4	1	110.2	117	51	36	28	62	2	7	2



COACHES

Head Coach Smoke Laval



Smoke Laval
Head Coach

Replacing a coaching legend is, in most cases, an unattainable goal. Continuing the legacy generated by the legend is, in Smoke Laval's case, the primary objective.

Raymond "Smoke" Laval is in his first season as LSU's head coach after serving seven years (1994-2000) as the head coach at the University of Louisiana-Monroe. Laval worked as LSU's administrative assistant during the 2001 campaign before taking over the head coaching duties last



Smoke Laval worked seven seasons (1994-2000) as the head coach at Louisiana-Monroe before returning to LSU.

"I know as well as anyone the magnitude of the expectations to win at LSU. That's why I'm here, and that's why our players are here."

- LSU head coach Smoke Laval

summer from the legendary Skip Bertman, who led LSU to five NCAA championships and 11 College World Series appearances during an 18-year (1984-2001) tenure.

Laval, 46, worked as Bertman's top assistant coach for 10 seasons (1984-93), helping lead LSU to its first two NCAA titles in 1991 and 1993. During Laval's 10 years as assistant coach, LSU posted a 483-182-1 record, won five SEC titles, appeared in six College World Series and captured two national championships.



Smoke Laval (second from left) served as Skip Bertman's (center) top assistant coach from 1984-93.

Laval helped Bertman create what has become the nation's No. 1 college baseball program. Accordingly, Bertman – now LSU's athletics director – has rewarded Laval with the opportunity to perpetuate the Tigers' phenomenal heritage.

Laval established a reputation at LSU as one of the nation's best recruiters and brightest assistant coaches, as the Tigers reached the College World Series in only the third season (1986) of the Bertman-Laval regime. LSU followed the '86 CWS appearance with Omaha berths in 1987, 1989 and 1990 before the Tigers claimed the school's first baseball national title in 1991. After LSU captured its second NCAA crown in 1993, Laval departed Baton Rouge to become the head coach at Northeast Louisiana (now Louisiana-Monroe).

During his assistant coaching tenure at LSU, Laval -- who worked as the Tigers' primary recruiter -- tutored 24 players who would eventually reach the major leagues. Some of the major leaguers with whom Laval worked include all-stars Albert Belle

Head Coach Smoke Laval

(Cleveland, Chicago White Sox, Baltimore) and Paul Byrd (Philadelphia, Kansas City), and first-round draft picks Ben McDonald (Baltimore, Milwaukee), Rick Greene (Cincinnati, Minnesota), Todd Walker (Minnesota, Colorado, Cincinnati) and Russ Johnson (Houston, Tampa Bay).

Laval compiled a 241-159 (.603) mark as the head coach at ULM, guiding the Indians to NCAA Regional appearances in 1995, 1999 and 2000. The 2000 club posted a 41-22 mark en route to the Southland Conference title, tying the ULM record for wins. Laval, the 1999 SLC Coach of the Year, also led the Indians to the 1999 regular-season title and to the 1995 conference tournament crown. He was voted the 1995 Louisiana Coach of the Year by the Louisiana Sportswriters Association.

Laval helped make ULM baseball one of the hottest attractions in the Northeast



Smoke and Pam Laval with children Jamie and Brandon, and dogs Ribby and Shortstop



During Smoke Laval's tenure as an LSU assistant coach from 1984-93, the Tigers won two national championships and five SEC titles.

Louisiana region. The Coaches Committee, a baseball booster organization started by Laval, grew from 62 members in its first year to over 200 members by the end of his tenure.

Laval supervised major improvements to ULM's Indian Field, including the addition of an outdoor batting facility, a picnic area for Coaches Committee members, renovations to

the locker room, a players' lounge, a new sound system and a new scoreboard.

Laval began his coaching career in 1977 as an assistant at Jacksonville University before moving to Wolfson High School in Jacksonville as a baseball and football coach. He served as a graduate assistant at LSU in 1979 under former Tiger head coach Jack Lamabe before working two years as an



Smoke Laval (right) succeeds the legendary Skip Bertman (left) as LSU's head coach.

"Smoke certainly deserves this opportunity. He has done everything necessary to earn the position of head coach at LSU. He was with me at the beginning, when nobody believed baseball could be successful at LSU, or in the SEC. The only thing on the locker room walls when we got here was food. That obviously has changed, and Smoke played a large role in making it happen."

- Former LSU head coach and current athletics director Skip Bertman

Head Coach Smoke Laval



Smoke Laval helped lead LSU to national championships in 1991 and 1993.

assistant at Gulf Coast Community College in Panama City, Fla.

Laval served as an assistant coach at Florida for two seasons (1982-83) before returning to LSU to work under Bertman.

Laval holds a bachelor's degree (1977) from Jacksonville in physical education and a master's degree (1979) from LSU in administration. The McDonald, Pa., native played two seasons at Gulf Coast Community College, where he lettered as a catcher. He completed his playing career at Jacksonville, where he led the ninth-ranked Dolphins in hitting at the 1976 NCAA South Regional.

Laval and his wife, Pam, are the parents of two children, Brandon and Jamie.



Smoke Laval meets with LSU head football coach Nick Saban (left) and athletics director Skip Bertman (right).

The Smoke Laval File

PERSONAL DATA

Full Name: . . . Raymond Peter Laval
 Birthdate: . . . December 20, 1955, in McDonald, Pa.
 Wife: Former Pam Lewis of Reserve, La.
 Children: Jamie and Brandon

EDUCATION

1973 High School Diploma. South Fayette HS (McDonald, Pa.)
 1977 Bachelor's in Physical Education. . . Jacksonville University
 1979 Master's in Administration LSU

PLAYING EXPERIENCE

1970-73 Catcher South Fayette High School
 1974-75 Catcher Gulf Coast Community College
 1976-77 Catcher Jacksonville University

COACHING EXPERIENCE

1977 Assistant Coach. Jacksonville University
 1978 Assistant Coach. Wolfson High School (Jacksonville, Fla.)
 1979 Graduate Assistant Coach. LSU
 1980-81 Assistant Coach. Gulf Coast Community College
 1982-83 Assistant Coach. University of Florida
 1984-93 Assistant Coach. LSU
 1994-2000 . . . Head Coach. University of Louisiana-Monroe
 2001 Administrative Assistant. LSU
 2002- Head Coach. LSU

HEAD COACHING RECORD

YEAR	W-L	SCHOOL	HIGHLIGHTS
1994	.20-33	UL-Monroe	Defeated Three NCAA Tournament Teams
1995	.37-20	UL-Monroe	SLC Tournament Champions; NCAA Regional Participant
1996	.41-19	UL-Monroe	School-Record 41 Wins; SLC Louisiana Division Champions
1997	.33-21	UL-Monroe	Became Fourth Coach in ULM History To Record 100 Wins
1998	.33-22	UL-Monroe	Led SLC In Hitting For Third Straight Season
1999	.36-22	UL-Monroe	SLC Champions; NCAA Regional Participant
2000	.41-22	UL-Monroe	SLC Champions; NCAA Regional Participant

COACHING HONORS

1995 Louisiana Sportswriters Association Coach of the Year
 1999 Southland Conference Coach of the Year

"I am extremely pleased that Coach Laval has returned to LSU. This appointment provides continuity and leadership for the best collegiate baseball program in the nation and allows for a smooth transition. Coach Laval's record of success, his approach to the game, and his concern for his student-athletes make him an excellent fit with LSU."

- LSU Chancellor Dr. Mark Emmert

Assistant Coaches



11

Dan Canevari

Assistant Coach

Dan Canevari, who enters his 12th season as a member of the LSU baseball staff, has played an integral role in guiding the Tigers to five national championships in the past 11 seasons. That role has become even more significant in 2002, as Canevari will serve both as LSU's pitching coach and third-base coach.

Canevari, 43, was named pitching coach in June, 1997, after serving four seasons as the Tigers' administrative assistant. He worked for three years as an LSU graduate assistant coach prior to becoming a full-time staff member in August, 1993. His appointment continued a long-time association with legendary coach Skip Bertman, which began in 1977 when Canevari was a pitcher at the University of Miami (Fla.) and Bertman served as the Hurricanes' pitching coach.

The Canevari-Bertman combination helped to produce six NCAA championships, including five at LSU (1991, '93, '96, '97, '00) and one at Miami (1982).

During his previous 11 seasons at LSU, Canevari has earned a reputation as a vibrant, innovative coach and administrator with the talent to excel in all facets of a Division I program.

Canevari's 1998 staff posted the best ERA in the Southeastern Conference (4.39), and his 2000 staff helped lead LSU to the national championship with a stingy 3.44 ERA in the Tigers' nine NCAA Tournament games. Relief pitcher Trey Hodges was named the Most Outstanding Player of the 2000 College World Series.

Canevari in 2001 tutored left-hander Lane Mestepey, who earned National Freshman of the Year and SEC Freshman of the Year accolades.

Canevari has helped to produce some of the greatest pitchers in LSU history, including six major leaguers – Chad Ogea, Paul Byrd, Rick Greene, Mike Sirotko, Randy Keisler and Kurt Ainsworth.

In addition to his duties as pitching coach, Canevari edits and produces the Tigers' scouting videos, and he recruits players around the country. During his LSU tenure, he has supervised several aspects of the program, including facility management, equipment purchases, recruiting trip organization and community relations. He served as

director of the Skip Bertman Baseball Camp – one of the nation's most highly respected camps – from 1995-2001.

Canevari, a native of Millerton, N.Y., came to LSU in 1991 after serving as the head coach at Coral Gables (Fla.) High School for three seasons.

Canevari earned his bachelor's degree in 1980 and his master's degree in 1983 from the University of Miami. He pitched for the Hurricanes from 1977-79 under the tutelage of Bertman, who was Miami's pitching coach from 1976-83.

Canevari worked as a graduate assistant coach at Miami from 1981-83 before becoming an assistant coach and teacher in 1984 at Southwest Miami High School. He was promoted to head coach at Southwest Miami in 1985, and his team set a school record for wins with a 25-7 mark.

Canevari spent the 1986 and 1987 seasons at Southwest Miami before assuming the head coaching job at Coral Gables High in 1988. He coached former LSU all-American pitcher Rick Greene at Coral Gables and his 1990 team posted a 21-7 record, establishing a school mark for single-



Dan Canevari has coached some of the greatest pitchers in LSU history, including six major leaguers.

season victories.

Canevari is married to the former Cortney Bilotti. He has three daughters, Tiffany (17), Barrett (11) and Avery (5), and one son, Nicholas (1).



Dan and Cortney Canevari with Nicholas, Barrett and Avery

Assistant Coaches



17

Turtle Thomas

Assistant Coach

Henry "Turtle" Thomas joined the LSU staff on July 1, 1999, after serving 12 seasons as an assistant coach at Miami (Fla.). Thomas, 48, serves as the Tigers' recruiting coordinator and hitting instructor, and he supervises LSU's catchers. As the recruiting coordinator and hitting coach at Miami, Thomas helped lead the Hurricanes to six consecutive College World Series appearances (1994-99), including the 1999 national championship.

Thomas' success has continued at LSU, as he helped direct the Tigers to the 2000 CWS title. Under his supervision, LSU's 2000 hitters established Southeastern Conference single-season records for hits (864) and doubles (194), and the Tigers set a school mark for batting average (.340). Thomas' star pupil in 2000 was LSU catcher Brad Cresse, who led the nation in home runs (30) and RBI (106). Cresse also won the 2000 Johnny Bench Award as the nation's most outstanding collegiate catcher.

Thomas has developed a reputation as one of the nation's best college baseball



Turtle Thomas helped the 2000 LSU hitters set SEC records for hits (864) and doubles (194), and a school record for batting average (.340).

recruiters, as *Collegiate Baseball* ranked his 2001 LSU class No. 2 in the country. *Collegiate Baseball* ranked each of his Miami recruiting classes from 1989-99 in the top 10. The 1989, '92 and '94 classes were ranked No. 1, and the 1991 and '99 classes were ranked No. 2.

More than 50 of Thomas' recruits have gone on to play professional baseball, including major leaguers like catcher Charles Johnson -- a National League Gold Glove recipient -- pitcher Alex Fernandez and catcher Jorge Fabregas. Thomas also recruited third baseman Pat Burrell, the No. 1 selection in the 1998 major league draft by the Philadelphia Phillies.

In addition to his recruiting duties, Thomas served as Miami's hitting coach from 1996-99. In his first three seasons in that capacity, the Hurricanes posted a .334 team batting average and a .557 slugging percentage while averaging more than nine runs per game. Miami's 1999 NCAA championship team batted .333 and launched 104 home runs.

Thomas is a 1975 graduate of High Point (N.C.) College, and he earned a master's degree from UNC-Greensboro in 1978. He was a four-year letterman at catcher, playing two seasons at Campbell University before completing his final two undergraduate years at High Point.

Thomas worked as an assistant coach at Clemson from 1979-85 before joining the



Turtle Thomas' 2001 LSU recruiting class was ranked No. 2 in the nation by *Collegiate Baseball*.

Georgia Tech staff under current Miami head coach Jim Morris. Thomas worked two years at Georgia Tech, where he was elevated to assistant head coach. He was then hired by legendary Miami coach Ron Fraser on October 13, 1987.

Thomas is married to the former Maria Carmen Nateman, and they have three children, Kevin, Kristen and Keith.

Finally, why the name "Turtle?"

Thomas explains, "It wasn't because I was slow, some kid in junior high school thought I looked like a turtle."



Turtle and Maria Thomas with Kevin, Kristen and Keith

Assistant Coaches



20

Jody Autery

Assistant Coach

Jody Autery begins his first season as LSU's volunteer assistant coach after working two seasons as a student assistant for the Tigers.

Autery, 27, coaches the LSU outfielders, and he serves as co-director of the Smoke Laval Baseball Camp with administrative assistant Brady Wiederhold.

A native of Selma, Ala., Autery was a pitcher at Cumberland University in

Lebanon, Tenn., where he helped lead his team to a runners-up finish at the 1995 NAIA College World Series. Autery also played tight end for the Cumberland football team.

Autery played baseball, football and basketball as a prep athlete at Catherine (Ala.) Academy, which captured two Alabama state football titles during his career.

Autery and his wife, Beth, were married in 1996. A 2001 LSU graduate, he plans to earn a master's degree in sports administration. Autery was born on July 22, 1974.



Beth and Jody Autery

Administrative Assistant

**Brady Wiederhold**

Administrative Assistant

Brady Wiederhold begins his first season as the LSU administrative assistant after serving two seasons as the pitching coach at the University of Louisiana-Monroe. Prior to his tenure at ULM, Wiederhold worked four seasons as the pitching coach at Kennesaw (Ga.) State.

Wiederhold will supervise the day-to-day operations of the LSU program, and he will work as co-director of the Smoke Laval Baseball Camp with volunteer coach Jody Autery.

Wiederhold in 2000 directed the ULM pitching staff to a Top 15 national ranking in team ERA, and the Indians' top three pitchers - Kevin Orga, Kenny Holubec and Mike

Wombacher - combined to form the nation's fifth-best rotation. Under Wiederhold, ULM in 2000 set the school's single-season strike-out mark en route to a school-record 41 wins.

During Wiederhold's tenure at Kennesaw State, the Owls appeared in four Division II College World Series. KSU won the 1996 national title and were runners-up in 1998 and 1999. Wiederhold's KSU pitching staffs led the nation in ERA in 1997 and 1998.

Prior to his stint at KSU, Wiederhold spent two seasons as an assistant coach at Oglethorpe University in Atlanta. During his stay at Oglethorpe, the Stormy Petrels went 46-28 overall (.622 winning percentage) with a Southern Collegiate Athletic Conference Eastern Division title in 1994.

Wiederhold was a four-year letterman at Kennesaw State from 1990-93. The former catcher was named the squad's top defensive

player as a senior and was selected to the 1990 Georgia Intercollegiate Athletic Conference all-Freshman team.

Wiederhold, 31, earned his bachelor's of science in sports management from Kennesaw State in 1994. A native of Columbus, Ga., he is married to the former Aimee Wooster, and they have one son, Dalton, born in September, 2001.



Aimee and Brady Wiederhold with son Dalton

Support Staff



Shawn Eddy

Assistant Trainer

Shawn Eddy is in his sixth season as an assistant trainer for the LSU athletic department. His primary responsibility is working with the baseball program, as he supervises the Tigers' needs in the areas of medicine and rehabilitation.

Eddy came to LSU in July, 1996, from Vanderbilt University, where he worked as a graduate assistant trainer for two years.

Eddy earned a bachelor's degree in exercise physiology in 1994 from the University of West Virginia. He also earned a master's degree from Vanderbilt in health promotion and education.

Eddy, 30, is engaged to LSU softball assistant coach Ashlee Ducote, a former all-SEC player for the Tigers. Eddy was born on November 23, 1971.



Jim Nowell

Assistant Strength & Conditioning Coordinator

Jim Nowell is in his second season on the strength and conditioning staff, as he came to LSU in August, 2000, from Madison (Miss.) Central High School. Nowell served for three years as Madison Central's head strength coach and football defensive coordinator.

Nowell supervises the strength training of the nationally-renowned LSU baseball program, and he also works with the Fighting Tiger football and softball teams.

A 1990 graduate of Southern Mississippi, Nowell earned his master's degree at William Carey College, in Hattiesburg, Miss., graduating in 1998 with a 4.0 gpa.

After his graduation from USM, Nowell served as secondary coach/teacher at Byram (Miss.) High School. He then spent two years at Clinton (Miss.) High School as head ninth grade coach and linebackers coach. Nowell spent the next year as secondary coach at Escambia High in Pensacola, Fla., and he returned to Mississippi the next year to serve as defensive coordinator at Collins High.

Nowell joined the staff at Madison Central High in August of 1997, serving as defensive coordinator, powerlifting coach, strength coach, and assistant athletic director. While at Madison Central, Nowell helped guide the football team to a 36-7 record, including a perfect 15-0 mark and a 5A state championship in 1999. He also led the powerlifting team to back-to-back state titles, and he was named Mississippi Strength Coach of the Year in May of 2000.

Nowell has coached three Mississippi state record-holders in powerlifting. His 2000 squad set a state record by scoring 62 points in the state meet, and seven of his lifters squatted over 600 pounds.

Nowell, 35, is married to the former Linda Vernamonti, and they have two children, Taylor (10) and Jordan (4).



George Branigan

Equipment Manager

George Branigan is in his second season as a student equipment manager for the LSU baseball program. A native of Kenner, La., Branigan prepped at Brother Martin High School in New Orleans, where he earned letters in football as a linebacker and in baseball as a catcher.

Branigan is majoring in business at LSU. He was born on March 19, 1982.



B.J. Branigan

Equipment Manager

B.J. Branigan is in his first season as a student equipment manager for the LSU baseball program. A native of Kenner, La., Branigan prepped at Brother Martin High School in New Orleans, where he participated in baseball (right fielder), cross country and swimming (team captain). He helped lead Brother Martin to state cross country titles in 1998 and 1999.

Branigan, whose interests include swimming and running, is a business administration major at LSU, with an emphasis in pre-law. He was born on August 13, 1983.



Ryan Babin

Equipment Manager

Ryan Babin is in his first season as a student equipment manager for the LSU baseball program. A native of Gonzales, La., Babin prepped at East Ascension High School, where he participated in baseball and soccer.

Babin, who has not yet declared a major at LSU, says "it is a life-long dream to attend school here and be a part of the baseball program." He was born on July 11, 1983.



Bill Franques

Publicist/Stadium Announcer



Virginia Robertson

Secretary



Lindsey Parker

Student Secretary



Dawn Didier

Student Trainer



REVIEW

2001 Season Notebook



Head coach Skip Bertman completed his remarkable LSU career with an 870-330-3 (.724) record.

Tigers Reach Super Regional in Bertman's Final Season

The 2001 LSU Tigers posted a 44-22-1 overall mark and advanced to NCAA Super Regional play, where the Tigers dropped two of three games to Tulane at Zephyr Field in Metairie. The Tigers failed to earn a berth in the College World Series for just the second time in six seasons, however, LSU did reach the "Sweet 16" of the NCAA Tournament for the third straight year.

In the final 2001 polls, LSU was ranked No. 9 by *Baseball America*, No. 10 by *Collegiate Baseball* and No. 9 by *Baseball Weekly*.

LSU played host to an NCAA Regional for the 12th straight year, as the Tigers defeated Virginia Commonwealth in the regional final to advance to the super regional. The Tigers also claimed the SEC Western Division title for the eighth time in 10 seasons, registering an 18-12 conference mark. LSU placed second in the SEC Tournament, dropping a 4-1 decision to Mississippi State in the title game.

The 2001 campaign marked the final season for legendary head coach Skip Bertman,

who had announced his plans to retire from coaching in the summer of 2000. Bertman, who now serves as LSU's athletics director, guided the Tigers to five NCAA titles, including back-to-back championships in 1996 and 1997. His teams drew huge crowds to venerable Alex Box Stadium, as LSU led the nation in attendance in each of his final six seasons (1996-2001).

Bertman guided the Tigers to a 870-330-3 (.724) record in his 18-year tenure, including the 1991, 1993, 1996, 1997 and 2000 NCAA titles, 11 College World Series appearances

and Southeastern Conference championships in 1986, 1990, 1991, 1992, 1993, 1996 and 1997. He was named National Coach of the Year on six occasions - 2000, 1997, 1996, 1993, 1991 and 1986, and he served as head coach of the 1996 U.S. Olympic team, which captured the bronze medal in Atlanta.

In a *Baseball America* poll released in January 1999, Bertman was voted the second greatest college baseball coach of the 20th century, trailing only Rod Dedeaux of Southern California.

Skip Says Good-Bye to "The Box"

With the final out of the May 27 NCAA Regional championship game versus Virginia Commonwealth looming, the crowd at Alex Box Stadium broke into a cheer of "Thank you, Skip," as all realized that more than likely they were witnessing the final out of Bertman's storied 18-year career at Alex Box Stadium.

Moments after VCU's Danny Lopaze flew out to LSU's Todd Linden in left field, it was over. Bertman finished his illustrious career with a sparkling 547-124-1 mark at home, a winning percentage of .815. The Tigers closed 27-10 at home in 2001, giving Bertman 17 of 18 years with at least 25 wins at home and a percentage of .711 or better at "The Box."

Tigers, Wave Set Records

The LSU-Tulane NCAA Super Regional played at Zephyr Field in Metairie produced the highest total attendance - 35,268 - for a super regional series. The Game 3 attendance on June 3 of 11,870 was also the largest single-game crowd for an outdoor baseball game in the state of Louisiana.

Game 1 drew 11,679 fans and Game 2 attracted 11,719 patrons, as the series regis-



The 2001 Tigers won the SEC Western Division and advanced to the NCAA Super Regional.

2001 Season Notebook



LSU and Tulane drew a total of 35,268 fans for the three-game NCAA Super Regional at Zephyr Field in Metairie.

LSU in the NCAA Tournament

LSU improved its NCAA Tournament record in 2001 to 90-31, maintaining the all-time highest winning percentage of .744. Of LSU's 13 regional championships, the Tigers have claimed 11 in the friendly confines of Alex Box Stadium, where the Tigers are 50-9 all-time in the NCAA Tournament.

LSU holds a 61-18 mark in pre-CWS NCAA Tournament play, good for a .772 winning percentage.

In super regional play, LSU is 3-4 since the current format was introduced in 1999. The Tigers were swept in 1999 at Alabama, LSU swept UCLA in 2000 en route to its fifth national championship, and the Tigers lost two of three games at Tulane in 2001. LSU is one of six teams to make the super regionals all three years, and the only school from the SEC to do so. The others to go three-for-three are Florida State, Miami, Clemson, USC and Stanford.

In championship round play (games

that are to advance to the next round), LSU is 21-4, including losses in Games 2 and 3 of the 2001 Super Regional versus Tulane.

LSU vs. the Super Regional Field

The Tigers played four of the other 15 teams in the super regional field of 16, and the Tigers posted a 6-9 mark against "Sweet 16" teams. Here's a look at those games:

DATE	OPPONENT	SITE	SCORE
3/7	Tulane	Baton Rouge	L, 13-3
3/9	Georgia	Athens	L, 8-7 (11)
3/10	Georgia	Athens	W, 5-3 (11)
3/11	Georgia	Athens	L, 4-3 (11)
3/23	Miss.State	Starkville	W, 9-1
3/24	Miss.State	Starkville	W, 7-1
3/25	Miss.State	Starkville	L, 13-0
4/6	S. Carolina	Columbia	W, 5-3
4/7	S. Carolina	Columbia	W, 12-5
4/8	S. Carolina	Columbia	L, 4-2
4/11	Tulane	Metairie	L, 7-6
5/20	Miss.State	Birmingham	L, 4-1
6/1	Tulane	Metairie	W, 4-3 (11)
6/2	Tulane	Metairie	L, 9-4
6/3	Tulane	Metairie	L, 7-1

tered a per-game average of 11,756.

One mark that was out of reach, though, is the record attendance for an NCAA pre-CWS session, which was set in 1995 when 15,379 watched Oklahoma defeat Auburn in Oklahoma City in the final of the Midwest I Regional.

LSU and Tulane had already set an attendance record during the regular season as their April 11 game at Zephyr field drew 11,669, at the time the largest outdoor baseball crowd in Louisiana.

The record for any Louisiana game was set in 1981 at the Superdome between UNO and Tulane, when an estimated 14,000 turned out.

Tigers Set Per-Game Home Mark

Although LSU did not break its single-season attendance record of 286,874 set in

2000, the Tigers did manage to put up one attendance record.

In 37 home dates in 2001, LSU drew 276,622 fans through the turnstiles at Alex Box Stadium, good for an NCAA per-game record of 7,476. It marked the third consecutive year LSU has averaged 7,000 or more fans per game and gave LSU its sixth consecutive NCAA attendance championship

Double Figures=Post-Season Victory

The Tigers scored 10 or more runs in all three of their 2001 NCAA Regional victories, as LSU has now won 14 consecutive post-season games when scoring in double figures. The last LSU loss when getting 10 or more runs was an 11-10 setback to East Carolina in the second game of the 1999 regional.

Unfortunately, pitching has often made

10 runs a necessity rather than a luxury. LSU won all six post-season games in 2001 (three in the SEC Tournament, three in the regional) when scoring 10 or more runs, but lost four of the last five games in which they failed to reach 10 runs.

LSU is 42-2 all-time in NCAA Tournament games in which it scores 10 or more runs, with the only other loss besides the aforementioned setback to East Carolina coming in a 15-12 loss in 1993 to Kent State. When counting the SEC Tournament, LSU is 58-3 when scoring 10 or more runs in the post-season.

Post-Season Power Surge

The Tigers played longball quite nicely in the post-season, as LSU clubbed 18 home runs in 11 post-season games, moving the Tigers to 98 on the year.

The Tigers' four home runs in the regional championship game against VCU tied a season high for homers in a game, set previously in 2001 against Duquesne (February 23), Arizona State (March 3), South Carolina (April 7) and Vanderbilt (April 22).

Tigers Struggle in Close Games

Although LSU fans would have preferred the games not to be so close, the Tigers did manage to win one-run games in the super regional (4-3 over Tulane) and the regional (10-9 over Minnesota). LSU completed the season with a 5-9 mark in one-run games.

LSU finished the year with a 14-8 all-time mark in one-run games in the NCAA Tournament, as the Tigers have won nine of their last 11 outings decided by one run in the NAAs, including a pair of CWS championship game victories over Miami in 1996 and Stanford in 2000.

The Tigers, however, did not post a comeback victory in 2001 when trailing entering the final inning. LSU hasn't done that since a victory in 2000 against South Carolina. The Tigers' last come-from-behind win in an NCAA Tournament game on the final at-bat was, of course, the famous 1996 CWS title game with Miami when Warren Morris delivered his two-out, two-run homer for a 9-8 victory.

Tigers Find "RISP" Groove in NCAA Regional

For much of the regular season, the Tigers struggled to get runners home from scoring position, a key component of a team's ability to score runs and in turn win games. But in the NCAA Baton Rouge Regional, that problem was solved.

In four regional games, the Tigers hit a sterling .415 (17-for-41) with runners in scor-

2001 Season Notebook

ing position, and converted 13 of 16 RBI opportunities with a runner at third and less than two outs. The key catalysts came from the heart of the LSU lineup, as Wally Pontiff was 4-for-7 (.571) and Todd Linden was 4-for-8 (.500) with an RBI opportunity on the table.

Producing in the clutch was nothing new for the LSU third baseman, as Pontiff completed the season batting .404 (40-for-99) with runners in scoring position.

As a team, LSU finished the season with a solid .327 RISP average.

Mestepey Named National Co-Freshman of the Year

LSU pitcher Lane Mestepey was named 2001 National Co-Freshman of the Year (with Wake Forest 1B Jamie D'Antona) by *Collegiate Baseball* magazine. The southpaw from Zachary, La., was also named a third team All-American by *Collegiate Baseball*, as he was the only Tiger player selected to any of the All-America squads by the Tucson-based publication.

Prior to the SEC Tournament, Mestepey was named the SEC's Freshman of the Year and also earned First-Team All-SEC honors.

Mestepey went 11-3 with a 3.75 ERA in 2001, recording 79 strikeouts in 139.1 innings. He turned in a brilliant 10-inning performance in LSU's Super Regional win over Tulane on June 1, limiting the Green Wave to three runs on 11 hits with one walk and six strikeouts. Mestepey fired 153 pitches as LSU finally prevailed, 4-3, in 13 innings.

Mestepey also delivered a gutsy effort



Pitcher Lane Mestepey earned National Co-Freshman of the Year honors from Collegiate Baseball magazine.

May 27 against VCU in the regional championship game. Despite pitching a little more than 48 hours after he threw 106 pitches in 5 2/3 innings against Minnesota, Mestepey came back and threw 6 1/3 innings to help LSU to the victory and the super regional berth. That effort earned the southpaw all-tournament team honors at the Baton Rouge Regional.

Pontiff Finishes On a Tear

LSU third baseman Wally Pontiff earned all-tournament honors at the NCAA Baton Rouge Regional with his solid play, as he batted .316 (6-for-19) with five RBIs to help the Tigers claim the regional title. Pontiff, a 2001 first-team all-SEC selection, proved to be one of the Tigers' leaders down the stretch, as he

batted .362 (17-for-47) in post-season games with 10 RBI. He completed the 2001 campaign riding a 14-game hitting streak.

Fontenot, Theriot Complete Outstanding Careers

Second baseman Mike Fontenot and shortstop Ryan Theriot, who were instrumental in LSU's drive to the 2000 NCAA championship, completed their collegiate careers in 2001. Fontenot, a first-round selection of the Baltimore Orioles in the 2001 major league draft, earned first-team all-SEC recognition as he batted .339 (75-for-221) with 14 homers and 50 RBI. Fontenot, the 2000 National Freshman of the Year, finished his two-year career with a .347 average (178-for-513), 26 doubles, 31 homers and 114 RBI.

Fontenot's .347 career batting average ranks No. 9 in the LSU record book.

Theriot, a third-round selection of the Chicago Cubs, was LSU's second-leading hitter in 2001, batting .353 (94-for-266) with 18 doubles, three triples, one homer and 48 RBI. The Baton Rouge native earned second-team all-SEC honors, and he completed his three-year career with a .326 (255-for-783) batting average, 43 doubles, nine triples, five homers, 37 steals and 130 RBI.

Theriot finished his career in the Top 10 in several LSU career categories, including hits (No. 8 - 255), triples (No. 9 - nine) and walks (No. 5 - 157). He also collected 625 career assists, tying Jason Williams (1993-96) for first place in LSU annals.



Shortstop Ryan Theriot was the third-round draft choice of the Chicago Cubs.



Outfielder Todd Linden led LSU in homers (20) and RBI (76).



Second baseman Mike Fontenot received first-team all-SEC recognition.

2001 Season Notebook

Miscellaneous: LSU's record when...

All Games	44-22-1
vs.SEC	21-13
vs.non-SEC	23-9-1
vs.SEC West	10-8
vs.SEC East	11-5
vs.C-USA	4-4
vs.SWAC	1-1
vs.Big XII	2-1
vs.Atlantic-10	3-0
vs. Pac-10	2-0-1
vs.Southland	5-2
vs.Sun Belt	3-0
vs.Big 10	1-0
vs.Colonial	2-1
vs.Louisiana opponents	10-7
vs.Ranked teams (at time of game)	11-8-1
Game 1 of weekend series	11-4
Game 2 of weekend series	11-4
Game 3 of weekend series	7-7-1
In TV games	20-16
At Alex Box	27-10
On the Road	13-11-1
At Neutral Sites	4-1
In Extra Innings	2-3
Doubleheaders (W-L-Split)	1-0-1
Day Games	22-13-1
Night Games	22-9
One-run Games	5-7
When scoring first	28-8
When opponent scores first	16-14-1
When leading after 6	38-5
When trailing after 6	6-16
When tied after 6	0-1-1
When leading after 7	42-4
When trailing after 7	0-15-1
When tied after 7	2-3
When leading after 8	38-1
When trailing after 8	0-18
When tied after 8	3-3-1
When starting right-handed pitcher	15-12
When starting left-handed pitcher	26-9-1
When opponent starts RHP	28-14-1
When opponent starts LHP	16-8
When scoring 6+ runs	37-9
When scoring 2 or fewer runs	0-4
Times shut out	1
When allowing 6+ runs	19-11
When allowing 2 or fewer runs	9-0
Shutouts	1
When scoring in double figures	23-1
When allowing double figures	2-5
When both teams score in double figures	2-1
When getting 10+ hits	35-6-1
When getting 5 or fewer hits	0-4
When hitting 3 or more home runs	10-1
When hitting no home runs	5-10
When allowing 10+ hits	18-13
When allowing 5 or fewer hits	5-0
When allowing 3 or more home runs	0-2
When allowing no home runs	16-6-1
When Tigers have more hits	38-4-1
When opponent has more hits	6-17
Equal hits	0-1
Monday	0-0
Tuesday	7-1
Wednesday	1-4
Thursday	2-0
Friday	10-4
Saturday	14-5
Sunday	8-9-1
White jerseys	9-1
Purple jerseys	10-4
Gold jerseys	11-5
Gray jerseys	7-8-1
Black jerseys	7-3

Linden a Two-Sided Power Hitter

Outfielder Todd Linden, a second-team all-SEC selection, hit a pair of home runs in the NCAA Baton Rouge Regional championship game to help the Tigers subdue Virginia Commonwealth and advance to the Super Regional.

Not only did Linden do the job at the plate, he did the job in the field as well. His running over-the-shoulder catch on a drive by VCU's Nick Jones to end the eighth inning turned momentum in the Tigers' favor, and Linden crushed the Rams' hopes once and for all with a three-run homer in the ninth.

The home runs brought Linden's season total to 20, and it marked the third time in 2001 that the transfer outfielder from Washington hit two home runs in the same game, as he did so at Alabama on April 28 and again at the SEC Tournament against Ole Miss on May 19. Amazingly, in each of the three games in which he homered twice, he hit one home run from each side of the plate, and in each case, he hit the right-handed home run first, then followed it up with another blast from the left side.

Linden completed the season as LSU's home run (20) and RBI (76) leader, and he earned Third-Team All-America recognition from *Baseball America*.

Tigers in the Major League Draft

Eight members of the 2001 LSU squad were selected in the major league draft:

Mike Fontenot, 2b

-Baltimore Orioles (1st round)

Todd Linden, of

-San Francisco Giants (1st round)

Ryan Theriot, ss

-Chicago Cubs (3rd round)

Jason Scobie, rhp

-New York Mets (15th round)

Bryan Moore, 1b

-St. Louis Cardinals (22nd round)

Shane Youman, lhp

-Pittsburgh Pirates (43rd round)

Sean Barker, of

-Toronto Blue Jays (46th round)

Billy Brian, rhp

-Cleveland Indians (47th round)

Fontenot, Linden, Theriot, Scobie, Moore and Youman all signed pro contracts, while Barker and Brian returned to LSU for their senior seasons in 2002.

LSU Week-by-Week in the Polls

DATE	BA	CB	BBW
Pre-Season	3	4	2
2/5	3	3	2
2/12	3	4	3
2/19	3	4	5
2/26	2	3	5

DATE	BA	CB	BBW
3/5	2	2	2
3/12	8	11	6
3/19	8	9	6
3/26	7	9	7
4/2	4	4	4
4/9	2	2	3
4/16	2	3	4
4/23	5	3	5
4/30	2	2	1
5/7	9	8	7
5/14	12	11	9
5/21	12	11	7
5/28	9	10	**
6/4	9	10	**
Final	9	10	9

LSU vs. Ranked Foes (11-8-1)

DATE	OPPONENT	RESULT
3/2	at Arizona St.	W, 12-11
3/3	at Arizona St.	W, 15-7
3/4	at Arizona St.	T, 5-5 (8)
3/7	Tulane	L, 13-3
3/9	at Georgia	L, 8-7 (11)
3/10	at Georgia	W, 5-3 (11)
3/11	at Georgia	L, 4-3 (11)
4/6	at South Carolina	W, 5-3
4/7	at South Carolina	W, 12-5
4/8	at South Carolina	L, 4-2
4/11	at Tulane	L, 7-6
4/13	Ole Miss	W, 15-2
4/14	Ole Miss	L, 23-10
4/15	Ole Miss	W, 6-3
5/17	Ole Miss (SEC)	W, 13-2 (7)
5/19	Ole Miss (SEC)	W, 12-6
5/25	Minnesota (NCAA)	W, 10-9
6/1	Tulane (NCAA)	W, 4-3
6/2	Tulane (NCAA)	L, 9-4
6/3	Tulane (NCAA)	L, 7-1

Comeback Victories

DATE	OPPONENT	DEFICIT	TOOK LEAD*	FINAL
2/11	Kansas St.	3-0 (1)	2nd	14-8
2/17	Houston (G1)	1-0 (3)	3rd	9-4
2/17	Houston (G2)	1-0 (4)	6th	4-1
2/18	Houston	1-0 (2)	2nd	14-6
2/23	Duquesne	3-0 (2)	3rd	13-9
2/25	Duquesne	1-0 (2)	2nd	12-2
3/2	at Arizona St.	7-2 (5)	6th	12-11
3/3	at Arizona St.	2-1 (3)	4th	15-7
3/4	at Arizona St.	5-3 (7)	8th (tied)	5-5
3/10	at Georgia 1	2-1 (6)	11th	5-3
3/16	Florida 2	5-0 (2)	7th	18-10
3/18	Florida	5-1 (4)	5th	10-7
4/6	South Carolina	2-1 (3)	4th	5-3
4/13	Ole Miss	1-0 (2)	5th	15-2
4/15	Ole Miss	3-2 (4)	6th	6-3
4/27	at Alabama	1-0 (2)	7th	4-2
4/28	at Alabama	7-3 (5)	9th	8-7
5/25	Minnesota	8-7 (6)	7th	10-9

*—indicates inning in which LSU took lead it never relinquished

1—LSU took 3-2 lead, but gave it up in bottom of the eighth.

2—LSU recovered to take the lead in the 3rd, but fell behind 10-8 in the 6th.

2001 Results

GAME DATE	OPPOSING TEAM	W	SCORE	L	T	R	H	E/R	H	E	INNS	OVERALL	SEC	PITCHER OF RECORD	ATTEND	TIME
Feb. 10	Kansas St.		8-9	L		8	11	1/9	13	2	9	0-1-0	0-0-0	Scobie (L 0-1)	7647	3:22
Feb. 10	Kansas St.	W	4-0			4	7	1/0	6	1	9	1-1-0	0-0-0	Youman (W 1-0)	7580	2:14
Feb. 11	Kansas St.	W	14-8			14	17	5/8	10	1	9	2-1-0	0-0-0	Mestepey (W 1-0)	7535	3:13
Feb. 14	Louisiana-Monroe		6-7	L		6	13	4/7	12	1	(11)	2-2-0	0-0-0	Guidry (L 0-1)	7445	4:04
Feb. 17	Houston	W	9-4			9	10	1/4	9	5	9	3-2-0	0-0-0	Scobie (W 1-1)	7617	2:58
Feb. 17	Houston	W	4-1			4	9	0/1	5	0	9	4-2-0	0-0-0	Hill, J. (W 1-0)	7202	3:11
Feb. 18	Houston	W	14-6			14	16	1/6	15	2	9	5-2-0	0-0-0	Corcoran (W 1-0)	7627	3:03
Feb. 20	McNeese St.	W	7-3			7	11	1/3	6	8	9	6-2-0	0-0-0	Nugent (W 1-0)	7588	2:39
Feb. 23	Duquesne	W	13-9			13	16	1/9	11	0	9	7-2-0	0-0-0	Corcoran (W 2-0)	7283	3:01
Feb. 24	Duquesne	W	24-5			24	24	3/5	11	3	9	8-2-0	0-0-0	Youman (W 2-0)	7173	3:20
Feb. 25	Duquesne	W	12-2			12	13	0/2	10	2	9	9-2-0	0-0-0	Mestepey (W 2-0)	7270	2:44
Feb. 27	Nicholls St.	W	16-4			16	20	2/4	7	3	9	10-2-0	0-0-0	Nugent (W 2-0)	7700	3:02
Mar. 2	at Arizona St.	W	12-11			12	14	1/11	11	2	9	11-2-0	0-0-0	Corcoran (W 3-0)	6043	4:01
Mar. 3	at Arizona St.	W	15-7			15	17	3/7	12	1	9	12-2-0	0-0-0	Youman (W 3-0)	6457	3:54
Mar. 4	at Arizona St.		5-5		T	5	11	2/5	8	0	8	12-2-1	0-0-0	None	5965	3:33
Mar. 6	Southern		6-11	L		6	8	2/11	15	1	9	12-3-1	0-0-0	Wilson (L 0-1)	7081	3:27
Mar. 7	Tulane		3-13	L		3	9	6/13	18	2	9	12-4-1	0-0-0	Corcoran (L 3-1)	8029	3:48
* Mar. 9	at Georgia		7-8	L		7	9	0/8	12	4	(11)	12-5-1	0-1-0	Nugent (L 2-1)	1776	4:02
* Mar. 10	at Georgia	W	5-3			5	10	1/3	9	3	(11)	13-5-1	1-1-0	David (W 1-0)	2627	3:42
* Mar. 11	at Georgia		3-4	L		3	6	2/4	9	0	(11)	13-6-1	1-2-0	David (L 1-1)	2822	3:04
Mar. 13	vs Southern	W	13-6			13	13	0/6	3	2	9	14-6-1	1-2-0	Pettit (W 1-0)	1356	3:10
* Mar. 16	Florida	W	18-10			18	16	1/10	9	2	9	15-6-1	2-2-0	David (W 2-1)	8080	3:40
* Mar. 17	Florida	W	4-3			4	9	0/3	10	1	9	16-6-1	3-2-0	Mestepey (W 3-0)	7887	2:53
* Mar. 18	Florida	W	10-7			10	7	0/7	10	1	9	17-6-1	4-2-0	Pettit (W 2-0)	7562	3:19
* Mar. 23	at Mississippi St.	W	9-1			9	11	2/1	7	0	9	18-6-1	5-2-0	Pettit (W 3-0)	7236	2:47
* Mar. 24	at Mississippi St.	W	7-1			7	10	0/1	6	2	9	19-6-1	6-2-0	Mestepey (W 4-0)	9264	2:44
* Mar. 25	at Mississippi St.		0-13	L		0	1	0/13	17	1	9	19-7-1	6-3-0	Youman (L 2-2)	4373	3:18
* Mar. 30	Kentucky	W	6-2			6	8	1/2	9	1	9	20-7-1	7-3-0	Mestepey (W 5-0)	7575	2:23
* Mar. 31	Kentucky	W	9-5			9	15	1/5	9	0	9	21-7-1	8-3-0	Corcoran (W 4-1)	7828	3:07
* Apr. 1	Kentucky		5-9	L		5	10	4/9	13	1	9	21-8-1	8-4-0	Guidry (L 0-2)	7443	3:34
Apr. 3	New Orleans	W	7-2			7	11	1/2	8	1	9	22-8-1	8-4-0	Wilson (W 1-1)	7480	2:17
* Apr. 6	at South Carolina	W	5-3			5	8	0/3	7	0	9	23-8-1	9-4-0	Mestepey (W 6-0)	5806	3:04
* Apr. 7	at South Carolina	W	12-5			12	16	1/5	8	2	9	24-8-1	10-4-0	Corcoran (W 5-1)	5507	3:03
* Apr. 8	at South Carolina		2-4	L		2	9	1/4	6	0	9	24-9-1	10-5-0	Wilson (L 1-2)	4710	2:37
Apr. 10	vs Louisiana-Lafayette	W	12-7			12	13	3/7	7	3	9	25-9-1	10-5-0	Nugent (W 3-1)	8133	3:21
Apr. 11	at Tulane		6-7	L		6	8	4/7	8	2	9	25-10-1	10-5-0	Corcoran (L 5-2)	11669	3:09
* Apr. 13	Ole Miss	W	15-2			15	13	1/2	7	2	9	26-10-1	11-5-0	Scobie (W 2-1)	8413	3:21
* Apr. 14	Ole Miss		10-23	L		10	14	3/23	23	0	9	26-11-1	11-6-0	Corcoran (L 5-3)	8029	4:15
* Apr. 15	Ole Miss	W	6-3			6	10	4/3	9	0	9	27-11-1	12-6-0	Mestepey (W 7-0)	7365	2:26
Apr. 17	Northwestern St.	W	9-7			9	10	5/7	9	2	9	28-11-1	12-6-0	Nugent (W 4-1)	7994	3:11
Apr. 18	at Northwestern St.		8-10	L		8	12	4/10	8	3	9	28-12-1	12-6-0	Hill, J. (L 1-1)	4214	3:32
* Apr. 20	Vanderbilt		5-7	L		5	5	0/7	10	1	9	28-13-1	12-7-0	Mestepey (L 7-1)	7975	2:48
* Apr. 21	Vanderbilt	W	7-2			7	13	1/2	5	3	9	29-13-1	13-7-0	Scobie (W 3-1)	7748	2:29
* Apr. 22	Vanderbilt	W	18-2			18	19	0/2	7	2	8	30-13-1	14-7-0	Nugent (W 5-1)	7581	3:19
Apr. 24	Southeastern La.	W	7-4			7	6	1/4	8	2	9	31-13-1	14-7-0	Corcoran (W 6-3)	7416	2:54
Apr. 26	at Louisiana-Monroe	W	16-4			16	14	1/4	7	5	8	32-13-1	14-7-0	Wilson (W 2-2)	4637	2:52
* Apr. 27	at Alabama	W	4-2			4	11	1/2	4	2	9	33-13-1	15-7-0	Mestepey (W 8-1)	6190	2:54
* Apr. 28	at Alabama	W	8-7			8	14	2/7	10	0	9	34-13-1	16-7-0	Corcoran (W 7-3)	5922	3:01
* Apr. 29	at Alabama	W	8-3			8	10	1/3	6	1	9	35-13-1	17-7-0	Nugent (W 6-1)	6019	2:44
May 1	at New Orleans	W	12-1			12	18	3/1	2	0	7	36-13-1	17-7-0	Pettit (W 4-0)	7667	2:28
* May 4	at Arkansas		1-8	L		1	5	2/8	13	0	9	36-14-1	17-8-0	Mestepey (L 8-2)	4392	2:34
* May 5	at Arkansas		4-5	L		4	7	2/5	9	1	9	36-15-1	17-9-0	Corcoran (L 7-4)	3628	3:06
* May 6	at Arkansas		3-4	L		3	8	1/4	5	0	9	36-16-1	17-10-0	Nugent (L 6-2)	3957	2:53
* May 11	Auburn	W	20-5			20	18	2/5	10	3	9	37-16-1	18-10-0	Mestepey (W 9-2)	7885	3:27
* May 12	Auburn		5-7	L		5	9	1/7	10	4	9	37-17-1	18-11-0	Guidry (L 0-3)	7926	2:47
* May 13	Auburn		7-9	L		7	11	2/9	13	2	9	37-18-1	18-12-0	Mestepey (L 9-3)	7698	2:57
# May 16	vs Florida	W	10-0			10	11	0/0	3	0	7	38-18-1	18-12-0	Scobie (W 4-1)	3522	2:13
# May 17	vs Ole Miss	W	13-2			13	13	1/2	4	1	7	39-18-1	18-12-0	Mestepey (W 10-3)	7150	2:16
# May 19	vs Ole Miss	W	12-6			12	9	1/6	11	2	9	40-18-1	18-12-0	Nugent (W 7-2)	4023	3:15
# May 20	vs Mississippi St.		1-4	L		1	4	1/4	9	1	9	40-19-1	18-12-0	Youman (L 3-2)	10023	3:00
^ May 25	Minnesota	W	10-9			10	11	2/9	18	4	9	41-19-1	18-12-0	Guidry (W 1-3)	7606	3:34
^ May 26	VCU	W	13-9			13	12	4/9	11	2	9	42-19-1	18-12-0	Corcoran (W 8-4)	7613	3:48
^ May 27	VCU		7-10	L		7	9	0/10	13	1	9	42-20-1	18-12-0	Scobie (L 4-2)	7819	3:07
^ May 27	VCU	W	14-9			14	14	2/9	10	4	9	43-20-1	18-12-0	Mestepey (W 11-3)	7566	3:25
\$ June 1	at Tulane	W	4-3			4	13	1/3	14	1	(13)	44-20-1	18-12-0	Wilson (W 3-2)	11719	4:30
\$ June 2	at Tulane		4-9	L		4	8	2/9	14	1	9	44-21-1	18-12-0	Scobie (L 4-3)	11679	3:28
\$ June 3	at Tulane		1-7	L		1	7	1/7	12	0	9	44-22-1	18-12-0	Nugent (L 7-3)	11870	3:07

* = SEC Game | # = SEC Tournament, Birmingham | ^ = NCAA Regional, Baton Rouge | \$ = NCAA Super Regional, Zephyr Field | () extra inning game

2001 Final Cumulative Statistics

Overall Record: 44-22-1 (27-10 Home, 13-11-1 Away, 4-1 Neutral) | SEC Record: 18-12 (SEC West Champions, 2nd overall)

Batting Statistics

Player	AVG	GP-GS	AB	R	H	2B	3B	HR	RBI	TB	SLG%	BB	HBP	SO	GDP	OB%	SF	SH	SB-ATT
Bryan Moore	.373	65-64	241	59	90	25	0	7	50	136	.564	46	12	46	10	.495	0	0	1-2
Ryan Theriot	.353	67-67	266	67	94	18	3	1	48	121	.455	48	6	35	4	.453	7	4	17-20
Wally Pontiff	.347	67-67	268	47	93	9	1	7	58	125	.466	28	3	23	10	.405	7	3	3-4
Mike Fontenot	.339	59-57	221	64	75	13	0	14	50	130	.588	40	11	45	2	.460	2	0	7-11
David Raymer	.324	62-41	148	42	48	13	1	4	30	75	.507	25	8	18	3	.435	5	7	11-12
Todd Linden	.312	66-65	256	65	80	14	1	20	76	156	.609	26	14	49	9	.397	6	0	9-11
Zeph Zinsman	.302	58-45	162	33	49	9	0	16	45	106	.654	26	3	40	2	.402	3	1	0-0
Aaron Hill	.299	46-34	134	27	40	5	1	5	36	62	.463	15	2	17	3	.375	1	1	6-7
Matt Heath	.293	62-57	205	51	60	10	2	10	47	104	.507	37	5	38	3	.408	3	1	12-16
Ray Wright	.260	57-39	154	32	40	4	0	5	20	59	.383	21	9	26	3	.378	1	3	8-9
Johnnie Thibodeaux	.256	51-34	121	29	31	4	0	5	21	50	.413	17	3	25	3	.357	2	1	3-6
-Less than 100 at-bats-																			
Jeremy Alford	.500	2-0	4	1	2	0	0	0	3	2	.500	0	0	0	0	.500	0	0	0-0
Jamin Garidel	.400	11-1	10	2	4	0	0	0	1	4	.400	1	1	0	1	.500	0	0	0-0
Sean Barker	.338	38-21	80	24	27	7	1	3	16	45	.562	14	0	14	1	.432	1	0	4-5
Trae Duncan	.238	16-1	21	5	5	3	0	0	2	8	.381	1	2	5	2	.333	0	0	0-0
Victor Brumfield	.222	21-0	18	6	4	1	0	1	5	8	.444	2	4	4	0	.400	1	0	0-0
Billy McBride	.214	37-1	14	15	3	0	0	0	1	3	.214	2	0	6	0	.312	0	0	9-12
Eric Wiethorn	.200	2-0	5	2	1	0	0	0	1	1	.200	0	0	1	0	.200	0	0	0-0
Chris Phillips	.190	25-9	42	3	8	2	0	0	4	10	.238	1	0	9	2	.205	1	0	0-0
Roy Corcoran	.000	1-0	1	0	0	0	0	0	0	0	.000	0	0	0	0	.000	0	0	0-0
Tim Nugent	.000	1-0	1	0	0	0	0	0	0	0	.000	0	0	1	0	.000	0	0	0-0
Totals	.318	67-67	2372	574	754	137	10	98	514	1205	.508	350	83	402	58	.417	40	21	90-115
Opponents	.274	67-67	2334	388	640	105	14	51	351	926	.397	279	52	446	61	.361	24	25	85-106

LOB - Team (555),Opp (540).DPs turned - Team (72),Opp (69).TPs turned - Team (0),Opp (1).CI - Team (1),Heath 1.IBB - Team (4),Linden 3,Thibodeaux 1,Opp (4).Picked off - Theriot 3, Fontenot 1,Moore 1,Heath 1,Raymer 1,Thibodeaux 1,Wright 1,Zinsman 1.

Pitching Statistics

PLAYER	ERA	W-L	APP	GS	CG	SV	IP	H	R	ER	BB	SO	2B	3B	HR	AB	B/AVG	WP	HBP	BK	SFA	SHA
Lane Mestepey	3.75	11-3	22	19	4	1	139.1	158	77	58	37	79	30	0	6	550	.287	4	11	4	8	7
Tim Nugent	4.38	7-3	21	13	0	0	76.0	69	43	37	48	55	6	0	7	282	.245	9	4	6	3	1
Jason Scobie	4.69	4-3	21	14	2	0	96.0	109	63	50	31	59	10	2	13	392	.278	3	6	2	2	2
Shane Youman	5.17	3-2	18	10	0	1	54.0	67	39	31	33	33	15	4	1	217	.309	5	3	0	2	3
Roy Corcoran	5.48	8-4	28	3	0	0	69.0	67	47	42	31	62	14	3	4	264	.254	3	9	2	2	6
-Less than 40 innings pitched-																						
Chad Vaught	0.00	0-0	1	0	0	0	1.0	0	0	0	1	1	0	0	0	2	.000	0	0	0	0	0
Ryan Theriot	0.00	0-0	1	0	0	0	1.0	1	0	0	1	0	0	0	0	4	.250	2	1	0	0	0
Bo Pettit	2.42	4-0	7	4	0	0	26.0	21	9	7	7	25	5	0	2	97	.216	1	3	0	1	0
Brad David	4.40	2-1	24	0	0	3	30.2	25	19	15	23	32	2	0	2	114	.219	3	5	3	1	4
Weylin Guidry	5.65	1-3	27	0	0	2	28.2	38	23	18	17	34	6	1	6	119	.319	7	3	2	1	1
Brian Wilson	5.67	3-2	20	4	0	3	39.2	40	28	25	20	22	11	1	4	146	.274	1	3	0	1	1
Justin Hill	6.16	1-1	18	0	0	2	19.0	14	16	13	17	27	2	2	3	69	.203	4	3	0	1	0
Billy Brian	9.00	0-0	13	0	0	0	15.0	28	21	15	12	17	3	0	3	74	.378	7	1	0	2	0
David Shank	81.00	0-0	1	0	0	0	0.1	3	3	3	1	0	1	1	0	4	.750	0	0	0	0	0
Totals	4.74	44-22	67	67	2	8	595.2	640	388	314	279	446	105	14	51	2334	.274	49	52	19	24	25
Opponents	7.51	22-44	67	67	2	8	579.0	754	574	483	350	402	137	10	98	2372	.318	69	83	13	40	21

Complete Game Shutouts: LSU 1 (Scobie,7 innings vs.Florida,May 16); Opponents 0.

Combined Shutouts: LSU 1 (vs.Kansas St.,February 10,Game 2—Youman 8.0,Corcoran 1.0); Opponents 1 (at Mississippi St.,March 25—Brock 8.0,Young 1.0).

PB - Team (13), Heath 9, Phillips 2, Garidel 2, Opp (16). Pickoffs - Team (8), Mestepey 2, Phillips 2, Guidry 1, Hill, J. 1, Pettit 1, Scobie 1, Opp (10). SBA/ATT - Heath (75-81), Scobie (18-19), Mestepey (8-14), Corcoran (12-13), Nugent (4-12), Youman (9-11), Guidry (8-9), Phillips (7-8), Wilson (7-8), Pettit (6-7), Hill, J. (6-6), Brian (4-4), David (2-2), Garidel (2-2), Shank (1-1).

Fielding Statistics

PLAYER	C	PO	A	E	FLD%	DPS	SBA	CSB	SBA%	PB	CI	PLAYER	C	PO	A	E	FLD%	DPS	SBA	CSB	SBA%	PB	CI
Chris Phillips	105	99	6	0	1.000	0	7	1	.875	2	0	Jason Scobie	20	5	13	2	.900	2	18	1	.947	0	0
Ray Wright	96	93	3	0	1.000	1	0	0	-	0	0	Brian Wilson	15	3	10	2	.867	3	7	1	.875	0	0
Jamin Garidel	21	19	2	0	1.000	0	2	0	1.000	2	0	Roy Corcoran	18	2	13	3	.833	1	12	1	.923	0	0
Tim Nugent	10	1	9	0	1.000	0	4	8	.333	0	0	Weylin Guidry	11	4	5	2	.818	0	8	1	.889	0	0
Shane Youman	10	2	8	0	1.000	1	9	2	.818	0	0	Trae Duncan	9	2	5	2	.778	1	0	0	-	0	0
Brad David	8	2	6	0	1.000	0	2	0	1.000	0	0	Victor Brumfield	27	5	15	7	.741	4	0	0	-	0	0
Eric Wiethorn	5	4	1	0	1.000	1	0	0	-	0	0	Justin Hill	6	1	3	2	.667	0	6	0	1.000	0	0
Bo Pettit	5	3	2	0	1.000	0	6	1	.857	0	0	David Shank	0	0	0	0	.000	0	1	0	1.000	0	0
Billy McBride	4	4	0	0	1.000	0	0	0	-	0	0	Chad Vaught	0	0	0	0	.000	0	0	0	-	0	0
Billy Brian	1	1	0	0	1.000	0	4	0	1.000	0	0	Totals	2694	1787	799	108	.960	72	85	21	.802	13	1
Jeremy Alford	1	1	0	0	1.000	0	0	0	-	0	0	Opponents	2517	1737	670	110	.956	69	90	25	.783	16	0
Bryan Moore	620	570	43	7	.989	62	0	0	-	0	0												
Matt Heath	366	339	20	7	.981	0	75	6	.926	9	1												
Aaron Hill	87	49	36	2	.977	7	0	0	-	0	0												
Todd Linden	111	104	4	3	.973	0	0	0	-	0	0												
Johnnie Thibodeaux	30	26	3	1	.967	1	0	0	-	0	0												
Mike Fontenot	315	117	187	11	.965	52	0	0	-	0	0												
Zeph Zinsman	51	47	2	2	.961	4	0	0	-	0	0												
David Raymer	127	118	4	5	.961	1	0	0	-	0	0												
Sean Barker	20	18	1	1	.950	0	0	0	-	0	0												
Lane Mestepey	50	10	37	3	.940	2	8	6	.571	0	0												
Wally Pontiff	172	43	115	14	.919	11	0	0	-	0	0												
Ryan Theriot	373	95	246	32	.914	45	0	0	-	0	0												

2001 Final Statistics in SEC Games

SEC Batting Statistics

PLAYER	AVG	GP-GS	AB	R	H	2B	3B	HR	RBI	TB	SLG%	BB	HBP	SO	GDP	OB%	SF	SH	SB-ATT
Ryan Theriot	.374	30-30	123	24	46	11	1	0	18	59	.480	20	1	14	2	.456	3	2	5-6
Bryan Moore	.347	30-30	118	24	41	10	0	1	16	54	.458	14	9	23	6	.454	0	0	0-1
Mike Fontenot	.330	24-24	94	26	31	1	0	5	15	47	.500	18	4	18	1	.449	2	0	1-2
David Raymer	.308	30-21	78	22	24	6	1	2	15	38	.487	7	2	11	3	.367	3	5	4-4
Todd Linden	.304	30-29	112	29	34	7	0	8	28	65	.580	11	9	20	7	.403	2	0	3-3
Wally Pontiff	.302	30-30	126	23	38	3	1	6	31	61	.484	14	2	11	6	.367	5	0	2-2
Aaron Hill	.262	21-16	61	11	16	1	0	4	19	29	.475	6	1	9	2	.338	0	0	3-4
Ray Wright	.253	27-19	75	14	19	0	0	3	10	28	.373	13	2	10	1	.378	0	1	3-4
Matt Heath	.247	30-28	97	19	24	5	0	5	15	44	.454	23	1	20	2	.390	2	1	5-8
Zeph Zinsman	.221	26-21	77	5	17	3	0	2	14	26	.338	10	1	22	1	.315	1	0	0-0
-Less than 60 at-bats-																			
Sean Barker	.367	14-9	30	12	11	4	0	1	10	18	.600	5	0	7	0	.457	0	0	2-3
Trae Duncan	.333	3-0	3	1	1	1	0	0	0	2	.667	0	0	1	1	.333	0	0	0-0
Victor Brumfield	.200	5-0	5	0	1	0	0	0	0	1	.200	0	0	2	0	.200	0	0	0-0
Johnnie Thibodeaux	.194	19-11	36	7	7	0	0	0	2	7	.194	7	0	12	1	.318	1	1	1-2
Chris Phillips	.167	5-1	6	0	1	0	0	0	0	1	.167	1	0	1	0	.286	0	0	0-0
Jamin Garidel	.167	4-1	6	0	1	0	0	0	0	1	.167	0	1	0	1	.286	0	0	0-0
Billy McBride	.000	16-0	4	6	0	0	0	0	0	0	.000	1	0	3	0	.200	0	0	4-5
Roy Corcoran	.000	1-0	1	0	0	0	0	0	0	0	.000	0	0	0	0	.000	0	0	0-0
Tim Nugent	.000	1-0	1	0	0	0	0	0	0	0	.000	0	0	1	0	.000	0	0	0-0
Totals	.296	30-30	1053	223	312	52	3	37	193	481	.457	150	33	185	34	.394	19	10	33-44
Opponents	.273	30-30	1033	167	282	51	6	22	155	411	.398	127	17	159	28	.357	16	13	27-38

LOB - Team (244),Opp (230). DPs turned - Team (32),Opp (38).IBB - Team (2),Linden 1,Thibodeaux 1,Opp (2).Picked off - Theriot 3,Wright 1.



Wally Pontiff



Lane Mestepey

SEC Pitching Statistics

PLAYER	ERA	W-L	APP	GS	CG	SV	IP	H	R	ER	BB	SO	2B	3B	HR	AB	B/AVG	WP	HBP	BK	SFA	SHA
Lane Mestepey	3.30	7-3	11	10	4	0	79.0	85	38	29	24	40	17	0	3	304	.280	2	3	2	3	5
Jason Scobie	3.46	2-0	9	8	1	0	52.0	51	25	20	13	27	7	0	5	200	.255	3	2	1	2	1
Tim Nugent	3.94	2-2	9	4	0	0	29.2	27	14	13	16	11	4	0	3	107	.252	2	1	2	3	1
Roy Corcoran	4.80	3-2	13	0	0	0	30.0	24	17	16	14	24	4	2	2	106	.226	1	4	0	2	2
-Less than 30 innings pitched-																						
Ryan Theriot	0.00	0-0	1	0	0	0	1.0	1	0	0	1	0	0	0	0	4	.250	2	1	0	0	0
Bo Pettit	2.40	2-0	3	2	0	0	15.0	15	5	4	5	12	3	0	1	57	.263	1	2	0	1	0
Weylin Guidry	6.00	0-2	12	0	0	1	12.0	17	12	8	10	12	2	0	3	50	.340	4	1	1	1	1
Brad David	7.71	2-1	11	0	0	1	9.1	9	8	8	10	9	1	0	0	35	.257	1	1	1	0	1
Shane Youman	8.02	0-1	10	4	0	1	21.1	28	20	19	14	12	9	2	0	91	.308	1	1	0	2	1
Brian Wilson	8.56	0-1	8	2	0	1	13.2	16	15	13	10	5	3	0	3	51	.314	0	1	0	1	1
Justin Hill	12.60	0-0	6	0	0	0	5.0	6	9	7	8	5	0	2	1	20	.300	1	0	0	1	0
Billy Brian	21.60	0-0	2	0	0	0	1.2	3	4	4	2	2	1	0	1	8	.375	0	0	0	0	0
Totals	4.71	18-12	30	30	5	4	269.2	282	167	141	127	159	51	6	22	1033	.273	18	17	7	16	13
Opponents	6.46	12-18	30	30	1	2	266.0	312	223	191	150	185	52	3	37	1053	.296	26	33	2	19	10

PB - Team (5),Heath 5,Opp (6).Pickoffs - Team (4),Mestepey 2, Pettit 1,Scobie 1,Opp (4).SBA/ATT - Heath (26-30),Mestepey (2-8),Guidry (5-6),Scobie (4-5), Corcoran (4-4),Nugent (2-4),Hill, J. (3-3), Pettit (2-3), Wilson (3-3), Youman (2-2),Garidel (1-1).

2001 Analysis Statistics

Situational Batting Statistics

PLAYER	VS. LEFT			VS. RIGHT			W/RUNNERS ON			W/BASES EMPTY			W/BASES LOADED			RCH AS LEADOFF			FLY	GND	FLY/
	H	AB	AVG	H	AB	AVG	H	AB	AVG	H	AB	AVG	H	AB	AVG	RCH	OPS	PCT	OUT	OUT	GND
Jeremy Alford	0	1	.000	2	3	.667	2	4	.500	0	0	-	1	1	1.000	0	0	-	2	0	99.9
Sean Barker	18	53	.340	9	27	.333	15	44	.341	12	36	.333	0	1	.000	7	18	.389	19	19	1.0
Victor Brumfield	4	6	.667	0	12	.000	2	10	.200	2	8	.250	1	1	1.000	3	6	.500	5	6	0.8
Roy Corcoran	0	0	-	0	1	.000	0	0	-	0	1	.000	0	0	-	0	0	-	1	0	99.9
Trae Duncan	1	11	.091	4	10	.400	3	15	.200	2	6	.333	0	1	.000	2	3	.667	7	4	1.8
Mike Fontenot	28	77	.364	47	144	.326	49	135	.363	26	86	.302	1	2	.500	19	37	.514	46	48	1.0
Jamin Garidel	1	4	.250	3	6	.500	1	5	.200	3	5	.600	0	0	-	2	2	1.000	4	2	2.0
Matt Heath	25	75	.333	35	130	.269	32	112	.286	28	93	.301	4	12	.333	25	44	.568	50	56	0.9
Aaron Hill	21	71	.296	19	63	.302	24	77	.312	16	57	.281	2	9	.222	8	26	.308	50	25	2.0
Todd Linden	31	101	.307	49	155	.316	48	149	.322	32	107	.299	2	12	.167	29	57	.509	61	66	0.9
Billy McBride	2	7	.286	1	7	.143	2	9	.222	1	5	.200	0	1	.000	0	4	.000	1	3	0.3
Bryan Moore	32	86	.372	58	155	.374	49	133	.368	41	108	.380	4	14	.286	33	64	.516	43	59	0.7
Tim Nugent	0	0	-	0	1	.000	0	1	.000	0	0	-	0	0	-	0	0	-	0	0	0.0
Chris Phillips	4	23	.174	4	19	.211	6	28	.214	2	14	.143	0	1	.000	1	4	.250	10	15	0.7
Wally Pontiff	40	100	.400	53	168	.315	59	149	.396	34	119	.286	1	10	.100	18	51	.353	87	67	1.3
David Raymer	10	30	.333	38	118	.322	23	75	.307	25	73	.342	2	7	.286	21	36	.583	47	41	1.1
Ryan Theriot	30	84	.357	64	182	.352	42	125	.336	52	141	.369	3	8	.375	57	114	.500	69	71	1.0
Johnnie Thibodeaux	17	72	.236	14	49	.286	18	73	.247	13	48	.271	1	9	.111	16	33	.485	39	25	1.6
Eric Wiethorn	0	1	.000	1	4	.250	1	4	.250	0	1	.000	0	2	.000	0	1	.000	2	1	2.0
Ray Wright	11	43	.256	29	111	.261	19	81	.235	21	73	.288	2	4	.500	18	40	.450	45	43	1.0
Zeph Zinsman	10	38	.263	39	124	.315	26	87	.299	23	75	.307	1	8	.125	19	39	.487	41	32	1.3
Totals	285	883	.323	469	1489	.315	421	1316	.320	333	1056	.315	25	103	.243	278	579	.480	629	583	1.1
Opponents	319	1163	.274	321	1171	.274	339	1160	.292	301	1174	.256	20	89	.225	223	598	.373	547	673	0.8

	PINCH HITTING			WITH RUNNERS IN IN SCORING POS			W/RNR ON 3RD AND LT 2 OUT			WITH 2 OUT			2- OUT	SUCCESS ADVANCING RNRs			#RNRs ADV RNRs		RCH ERR	RCH FC	KL
	H	AB	AVG	H	AB	AVG	RBI	OPS	PCT	H	AB	AVG	RBI	ADV	OPS	PCT	W/OUT	LOB			
Jeremy Alford	1	2	.500	2	3	.667	1	1	1.000	1	2	.500	2	2	4	.500	0	1	0	0	0
Sean Barker	5	11	.455	9	29	.310	3	5	.600	5	24	.208	0	26	50	.520	5	19	2	3	5
Victor Brumfield	0	4	.000	1	9	.111	1	1	1.000	2	10	.200	3	7	14	.500	2	10	0	2	2
Roy Corcoran	0	0	-	0	0	-	0	0	-	0	0	-	0	0	0	-	0	0	0	0	0
Trae Duncan	0	5	.000	3	10	.300	0	1	.000	0	4	.000	0	5	16	.312	1	6	0	0	2
Mike Fontenot	0	0	-	25	74	.338	12	17	.706	17	75	.227	14	79	153	.516	12	52	9	9	16
Jamin Garidel	0	1	.000	1	11	.000	0	0	-	1	1	1.000	0	2	6	.333	0	0	0	0	0
Matt Heath	0	2	.000	17	59	.288	13	19	.684	18	71	.254	19	64	128	.500	13	50	4	12	14
Aaron Hill	1	5	.200	16	46	.348	15	17	.882	10	42	.238	8	48	90	.533	13	25	3	2	8
Todd Linden	1	1	1.000	36	99	.364	19	26	.731	21	78	.269	27	90	173	.520	27	61	6	10	27
Billy McBride	0	4	.000	2	8	.250	1	3	.333	1	4	.250	0	6	11	.545	0	5	0	2	1
Bryan Moore	0	0	-	30	82	.366	12	20	.600	33	83	.398	26	79	147	.537	16	64	1	8	9
Tim Nugent	0	0	-	0	0	-	0	0	-	0	0	-	0	0	1	.000	0	0	0	0	0
Chris Phillips	1	3	.333	4	20	.200	1	2	.500	4	15	.267	2	10	29	.345	4	12	1	0	2
Wally Pontiff	0	0	-	40	99	.404	25	35	.714	23	80	.288	15	98	168	.583	32	41	8	7	7
David Raymer	0	4	.000	15	49	.306	14	18	.778	11	42	.262	7	51	92	.554	23	36	6	3	6
Ryan Theriot	0	0	-	30	73	.411	19	22	.864	36	76	.474	25	79	144	.549	25	40	7	13	12
Johnnie Thibodeaux	3	7	.429	9	38	.237	5	10	.500	9	40	.225	10	30	79	.380	5	37	3	8	4
Eric Wiethorn	0	0	-	1	3	.333	1	2	.500	0	2	.000	0	2	4	.500	0	4	0	1	0
Ray Wright	0	11	.000	10	48	.208	7	12	.583	15	58	.259	6	43	98	.439	13	46	3	8	14
Zeph Zinsman	0	1	.000	14	60	.233	10	17	.588	15	49	.306	8	55	105	.524	13	33	3	5	7
Totals	12	61	.197	265	810	.327	159	228	.697	222	756	.294	172	776	1512	.513	204	555	56	93	136
Opponents	13	69	.188	216	728	.297	127	203	.626	193	747	.258	118	654	1308	.500	187	540	64	95	141

Success Advancing Runners = percentage of times the batter advanced at least one runner during a plate appearance

#Rnrs Adv w/Out = TOTAL number of runners advanced when the player made an out

Situational Pitching Statistics

PLAYER	VS. LEFT			VS. RIGHT			W/RUNNERS ON			W/BASES EMPTY			RCH BY LEADOFF			WITH 2 OUTS			FLY	GND	FLY/
	H	AB	AVG	H	AB	AVG	H	AB	AVG	H	AB	AVG	RCH	OPS	PCT	H	AB	AVG	OUT	OUT	GND
Billy Brian	10	22	.455	18	52	.346	16	51	.314	12	23	.522	9	14	.643	11	28	.393	11	15	0.7
Roy Corcoran	20	81	.247	47	183	.257	39	130	.300	28	134	.209	21	66	.318	25	91	.275	54	81	0.7
Brad David	8	24	.333	17	90	.189	13	67	.194	12	47	.255	13	28	.464	8	39	.205	27	32	0.8
Weylin Guidry	12	40	.300	26	79	.329	27	74	.365	11	45	.244	7	21	.333	12	45	.267	22	24	0.9
Justin Hill	7	23	.304	7	46	.152	9	34	.265	5	35	.143	6	18	.333	3	25	.120	12	16	0.8
Lane Mestepey	28	109	.257	130	441	.295	83	270	.307	75	280	.268	52	142	.366	40	160	.250	125	182	0.7
Tim Nugent	11	55	.200	58	227	.256	31	133	.233	38	149	.255	25	81	.309	23	90	.256	100	57	1.8
Bo Pettit	9	37	.243	12	60	.200	10	42	.238	11	55	.200	11	27	.407	6	31	.194	24	23	1.0
Jason Scobie	40	128	.312	69	264	.261	51	168	.304	58	224	.259	33	101	.327	36	128	.281	73	139	0.5
David Shank	1	2	.500	2	21	.000	2	3	.667	1	1	1.000	1	1	1.000	0	0	-	1	0	99.9
Ryan Theriot	0	1	.000	1	3	.333	1	4	.250	0	0	-	0	0	-	1	2	.500	3	0	99.9
Chad Vaught	0	0	-	0	2	.000	0	1	.000	0	1	.000	1	1	1.000	0	1	.000	0	1	0.0
Brian Wilson	12	50	.240	28	96	.292	20	69	.290	20	77	.260	17	38	.447	9	43	.209	40	44	0.9
Shane Youman	7	36	.194	60	181	.331	37	114	.325	30	103	.291	27	60	.450	19	64	.297	55	59	0.9
Totals	165	608	.271	475	1726	.275	339	1160	.292	301	1174	.256	223	598	.373	193	747	.258	547	673	0.8
Opponents	446	1362	.327	308	1010	.305	421	1316	.320	333	1056	.315	278	579	.480	222	756	.294	629	583	1.1

Career Statistics of Departed Players

Victor Brumfield

YEAR	AVG	GP-GS	AB	R	H	2B	3B	HR	RBI	TB	SLG%	BB	HBP	SO	GDP	OB%	SF	SH	SB-ATT
1999	.125	7-1	8	2	1	1	0	0	1	2	.250	1	0	2	1	.200	1	0	0-0
2000	.269	23-3	26	6	7	1	0	0	7	8	.308	1	7	4	1	.441	0	0	1-1
2001	.222	21-0	18	6	4	1	0	1	5	8	.444	2	4	4	0	.400	1	0	0-0
TOTAL	.231	51-4	52	14	12	3	0	1	13	18	.346	4	11	10	2	.391	2	0	1-1

Roy Corcoran

YEAR	ERA	W-L	APP	GS	CG	SV	IP	H	R	ER	BB	SO	2B	3B	HR	BF	B/AVG	WP	HBP	SFA	SHA
2001	5.48	8-4	28	3	0	0	69.0	67	47	42	31	62	14	3	4	312	.254	3	9	2	6

Trae Duncan

YEAR	AVG	GP-GS	AB	R	H	2B	3B	HR	RBI	TB	SLG%	BB	HBP	SO	GDP	OB%	SF	SH	SB-ATT
2001	.238	16-1	21	5	5	3	0	0	2	8	.381	1	2	5	2	.333	0	0	0-0

Mike Fontenot

YEAR	AVG	GP-GS	AB	R	H	2B	3B	HR	RBI	TB	SLG%	BB	HBP	SO	GDP	OB%	SF	SH	SB-ATT
2000	.353	69-69	292	93	103	13	3	17	64	173	.592	41	15	65	4	.452	4	1	8-9
2001	.339	59-57	221	64	75	13	0	14	50	130	.588	40	11	45	2	.460	2	0	7-11
TOTAL	.347	128-126	513	157	178	26	3	31	114	303	.591	81	26	110	6	.455	6	1	15-20

Jamin Garidel

YEAR	AVG	GP-GS	AB	R	H	2B	3B	HR	RBI	TB	SLG%	BB	HBP	SO	GDP	OB%	SF	SH	SB-ATT
1998	1.000	2-0	1	1	1	0	0	1	1	4	4.000	0	0	0	0	1.000	0	0	0-0
1999	.286	5-0	7	4	2	0	0	2	4	8	1.143	0	1	0	0	.375	0	0	0-0
2000	.000	6-0	5	0	0	0	0	0	1	0	.000	0	0	3	0	.000	0	0	0-0
2001	.400	11-1	10	2	4	0	0	0	1	4	.400	1	1	0	1	.500	0	0	0-0
TOTAL	.304	24-1	23	7	7	0	0	3	7	16	.696	1	2	3	1	.385	0	0	0-0

Todd Linden

YEAR	AVG	GP-GS	AB	R	H	2B	3B	HR	RBI	TB	SLG%	BB	HBP	SO	GDP	OB%	SF	SH	SB-ATT
2001	.312	66-65	256	65	80	14	1	20	76	156	.609	26	14	49	9	.397	6	0	9-11

Billy McBride

YEAR	AVG	GP-GS	AB	R	H	2B	3B	HR	RBI	TB	SLG%	BB	HBP	SO	GDP	OB%	SF	SH	SB-ATT
2000	.125	35-1	8	15	1	1	0	0	3	2	.250	3	3	3	0	.500	0	0	6-7
2001	.214	37-1	14	15	3	0	0	0	1	3	.214	2	0	6	0	.312	0	0	9-12
TOTAL	.182	72-2	22	30	4	1	0	0	4	5	.227	5	3	9	0	.400	0	0	15-19

Bryan Moore

YEAR	AVG	GP-GS	AB	R	H	2B	3B	HR	RBI	TB	SLG%	BB	HBP	SO	GDP	OB%	SF	SH	SB-ATT
2001	.373	65-64	241	59	90	25	0	7	50	136	.564	46	12	46	10	.495	0	0	1-2

Tim Nugent

YEAR	ERA	W-L	APP	GS	CG	SV	IP	H	R	ER	BB	SO	2B	3B	HR	BF	B/AVG	WP	HBP	SFA	SHA
1998	2.87	3-0	11	5	0	1	31.1	18	14	10	23	36	4	0	2	139	.162	2	3	1	1
1999	5.51	2-2	29	0	0	1	32.2	39	25	20	16	37	4	0	4	160	.287	4	5	1	2
2000	8.25	0-0	14	0	0	0	12.0	18	12	11	3	9	2	0	4	59	.340	1	2	1	0
2001	4.38	7-3	21	13	0	0	76.0	69	43	37	48	55	6	0	7	338	.245	9	4	3	1
TOTAL	4.62	12-5	75	18	0	2	152.0	144	94	78	90	137	16	0	17	696	.247	16	14	6	4

Jason Scobie

YEAR	ERA	W-L	APP	GS	CG	SV	IP	H	R	ER	BB	SO	2B	3B	HR	BF	B/AVG	WP	HBP	SFA	SHA
2000	5.06	1-1	11	2	0	1	21.1	27	14	12	8	21	4	0	2	101	.303	5	2	1	1
2001	4.69	4-3	21	14	2	0	96.0	109	63	50	31	59	10	2	13	433	.278	3	6	2	2
TOTAL	4.76	5-4	32	16	2	1	117.1	136	77	62	39	80	14	2	15	534	.283	8	8	3	3

Ryan Theriot

YEAR	AVG	GP-GS	AB	R	H	2B	3B	HR	RBI	TB	SLG%	BB	HBP	SO	GDP	OB%	SF	SH	SB-ATT
1999	.322	65-65	242	55	78	11	3	2	41	101	.417	52	8	33	5	.451	4	1	13-20
2000	.305	69-69	275	68	84	14	3	2	41	110	.400	57	3	30	6	.427	2	4	7-10
2001	.353	67-67	266	67	94	18	3	1	48	121	.455	48	6	35	4	.453	7	4	17-20
TOTAL	.327	201-201	783	190	256	43	9	5	130	332	.424	157	17	98	15	.443	13	9	37-50

Johnnie Thibodeaux

YEAR	AVG	GP-GS	AB	R	H	2B	3B	HR	RBI	TB	SLG%	BB	HBP	SO	GDP	OB%	SF	SH	SB-ATT
1997	.238	22-3	21	7	5	1	0	2	7	12	.571	8	2	6	0	.484	0	0	1-2
1998	.207	20-5	29	9	6	0	0	1	7	9	.310	10	0	14	0	.400	1	0	1-1
2000	.312	42-23	80	11	25	10	0	0	14	35	.438	9	3	22	2	.389	3	1	0-1
2001	.256	51-34	121	29	31	4	0	5	21	50	.413	17	3	25	3	.357	2	1	3-6
TOTAL	.267	135-65	251	56	67	15	0	8	49	106	.422	44	8	67	5	.385	6	2	5-10

Ray Wright

YEAR	AVG	GP-GS	AB	R	H	2B	3B	HR	RBI	TB	SLG%	BB	HBP	SO	GDP	OB%	SF	SH	SB-ATT
2000	.303	57-39	165	41	50	12	3	4	38	80	.485	19	6	22	2	.391	2	2	6-9
2001	.260	57-39	154	32	40	4	0	5	20	59	.383	21	9	26	3	.378	1	3	8-9
TOTAL	.282	114-78	319	73	90	16	3	9	58	139	.436	40	15	48	5	.385	3	5	14-18

Shane Youman

YEAR	ERA	W-L	APP	GS	CG	SV	IP	H	R	ER	BB	SO	2B	3B	HR	BF	B/AVG	WP	HBP	SFA	SHA
1999	3.52	0-0	4	1	0	0	7.2	7	5	3	8	4	0	0	0	39	.250	0	1	1	1
2000	4.55	3-0	28	0	0	1	31.2	31	23	16	20	25	5	0	0	145	.267	4	3	2	4
2001	5.17	3-2	18	10	0	1	54.0	67	39	31	33	33	15	4	1	258	.309	5	3	2	3
TOTAL	4.82	6-2	50	11	0	2	93.1	105	67	50	61	62	20	4	1	442	.291	9	7	5	8

Zeph Zinsman

Year	Avg	GP-GS	AB	R	H	2B	3B	HR	RBI	TB	SLG%	BB	HBP	SO	GDP	OB%	SF	SH	SB-ATT
2001	.302	58-45	162	33	49	9	0	16	45	106	.654	26	3	40	2	.402	3	1	0-0

2001 Individual Honors

Pitcher Billy Brian

SEC Academic Honor Roll

Pitcher Brad David

SEC Academic Honor Roll

Second Baseman Mike Fontenot

First-Team All-Southeastern Conference

NCAA Regional All-Tournament Team

Second-Team ABCA All-South Region

Catcher Matt Heath

SEC All-Tournament Team

Outfielder Aaron Hill

Collegiate Baseball Freshman All-American

Outfielder Todd Linden

Baseball America Third-Team All-American

Second-Team All-Southeastern Conference

SEC All-Tournament Team

First-Team ABCA All-South Region

LSWA First-Team All-Louisiana

Pitcher Lane Mestepey

Collegiate Baseball National Freshman of the Year*Collegiate Baseball* Third-Team All-American*Baseball America* Freshman All-American*Baseball Weekly* Freshman All-American

SEC Freshman of the Year

First-Team All-Southeastern Conference

NCAA Regional All-Tournament Team

SEC Pitcher of the Week (April 16)

LSWA First-Team All-Louisiana

Pitcher David Miller

SEC Academic Honor Roll

First Baseman Bryan Moore

Second-Team All-Southeastern Conference

NCAA Regional All-Tournament Team

SEC Player of the Week (March 5)

Second-Team ABCA All-South Region

LSWA Louisiana Newcomer of the Year

Pitcher Tim Nugent

SEC Academic Honor Roll

Third Baseman Wally Pontiff

First-Team All-Southeastern Conference

SEC Academic Honor Roll

NCAA Regional All-Tournament Team

Shortstop Ryan Theriot

Second-Team All-Southeastern Conference

SEC Player of the Week (April 9)

Pitcher Chad Vaught

SEC Academic Honor Roll

Designated Hitter Zeph Zinsman

NCAA Regional All-Tournament Team

SEC Player of the Week (Feb. 26)

Collegiate Baseball National Player of the Week (Feb. 26)

2001 Final Polls

Baseball America

1. Miami (Fla.)	53-12
2. Stanford	51-17
3. Cal State Fullerton	48-18
4. Southern California	45-19
5. Tulane*	56-13
6. Nebraska	50-16
7. Georgia*	47-22
8. Tennessee	48-20
9. LSU	44-22-1
10. Florida State	47-19
11. East Carolina	47-13
12. South Carolina*	49-20
13. Rice	47-20
14. Central Florida	51-14
15. Notre Dame	49-13
16. Pepperdine	42-18
17. Clemson	41-22
18. Wake Forest	44-18
19. Mississippi State*	39-24
20. Florida International	43-21
21. Texas Tech	43-20
22. Arizona State*	37-20
23. South Alabama	45-19
24. Winthrop	47-16
25. Rutgers	42-17

* - 2001 LSU opponent

LSU record vs. *Baseball America* Top 25: 8-9-1

Collegiate Baseball

1. Miami (Fla.)	53-12
2. Stanford	51-17
3. Cal State Fullerton	48-18
4. Tennessee	48-20
5. Southern California	45-19
6. Tulane*	56-13
7. Nebraska	50-16
8. Georgia*	47-22
9. Florida State	47-19
10. LSU	44-22-1
11. East Carolina	47-13
12. Notre Dame	49-13-1
13. Clemson	41-22
14. Mississippi State*	39-24
15. South Carolina*	49-20
16. Rice	47-20
17. Central Florida	51-14
18. Wake Forest	44-18
19. Florida International	42-20
20. Pepperdine	42-18
21. Texas Tech	43-20-1
22. Baylor	37-23
23. Arizona State*	37-20-1
24. Virginia Commonwealth*	41-19
25. Rutgers	40-17
26. UC-Santa Barbara	40-17
27. Georgia Tech	41-20
28. Texas	36-26
29. Winthrop	48-16-1
30. Auburn*	37-21

* - 2001 LSU opponent

LSU record vs. *Collegiate Baseball* Top 30:
11-12-1

USA Today/Baseball Weekly

1. Miami (Fla.)	53-12
2. Stanford	51-17
3. Cal State Fullerton	48-18
4. Southern California	45-19
5. Tennessee	48-20
6. Tulane*	56-13
7. Nebraska	50-16
8. Georgia*	47-22
9. LSU	44-22-1
10. Florida State	47-19
11. East Carolina	47-13
12. Rice	47-20
13. South Carolina*	49-20
14. Clemson	41-22
15. Notre Dame	49-13-1
16. Central Florida	51-14
17. Mississippi State*	39-24
18. Florida International	43-21
19. Wake Forest	44-18
20. Pepperdine	42-18
21. Georgia Tech	41-20
22. Arizona State*	37-20-1
23. Texas Tech	43-20-1
24. South Alabama	45-19
25. Baylor	37-24

* - 2001 LSU opponent

LSU record vs. *Baseball Weekly* Top 25: 8-9-1

2001 Statistical Summary

Team Game Highs

Batting

At bats:	47	vs Duquesne (Feb. 24)
Runs scored:	24	vs Duquesne (Feb. 24)
Hits:	24	vs Duquesne (Feb. 24)
RBIs:	20	vs Duquesne (Feb. 24)
Doubles:	7	vs Duquesne (Feb. 24)
Triples:	2	vs UL-Lafayette (April 10)
Home runs:	4	(5 games)
Total bases:	40	vs Duquesne (Feb. 24)
Walks:	12	vs Ole Miss (April 13)
Strikeouts:	12	vs South Carolina (April 6)
Sac hits:	3	vs Florida (March 16)
	3	vs Alabama (April 29)
Sac flies:	2	(9 games)
Stolen bases:	4	vs McNeese St. (Feb. 20)
	4	vs Ole Miss (May 17)
Hit by pitch:	5	vs Arkansas (May 6)
Caught stealing:	3	vs Southeastern La. (April 24)
Runners LOB:	13	vs Georgia (March 9)
	13	vs Georgia (March 10)
Hit into DP:	3	vs McNeese St.(Feb. 20)
	3	vs Florida (March 17)
	3	vs Arkansas (May 4)

Fielding

Putouts:	39	vs Tulane (June 1)
Assists:	21	vs Kentucky (March 30)
Errors:	6	vs Tulane (March 7)
Passed balls:	1	(13 games)
DPs turned:	4	vs Arizona St. (March 3)

Pitching

Innings pitched:	13.0	vs Tulane (June 1)
Strikeouts:	18	vs Nicholls St. (Feb. 27)
Hits allowed:	2	vs New Orleans (May 1)
Wild pitches:	4	vs Ole Miss (April 14)
Hit batters:	5	vs Arizona St.(March 4)



Chris Phillips



Justin Hill

Individual Game Highs

Batting

At bats:	6	(20 games)
Runs scored:	4	Mike Fontenot vs Duquesne (Feb. 24)
	4	Matt Heath vs Arizona St. (March 2)
	4	Ryan Theriot vs Southern (March 13)
Hits:	5	Bryan Moore vs Arizona St.(March 3)
	5	Bryan Moore vs Vanderbilt (April 22)
RBIs:	7	Zeph Zinsman vs Duquesne (Feb. 23)
	7	Bryan Moore vs Arizona St.(March 3)
	7	Bryan Moore vs Arizona St. (March 3)
Doubles:	3	Bryan Moore vs Arizona St. (March 3)
Triples:	1	(10 games)
Home runs:	3	Zeph Zinsman vs Duquesne (Feb. 23)
Total bases:	14	Bryan Moore vs Arizona St.(March 3)
Walks:	4	Aaron Hill vs Nicholls St. (Feb. 27)
Strikeouts:	4	Zeph Zinsman vs Georgia (March 10)
	4	Mike Fontenot vs Tulane (June 1)
Sac hits:	2	David Raymer vs Florida (March 16)
	2	David Raymer vs Alabama (April 29)
Sac flies:	2	Wally Pontiff vs Ole Miss (April 14)
	2	Todd Linden vs Ole Miss (May 19)
	2	Ryan Theriot vs Minnesota (May 25)
Stolen bases:	3	Ray Wright vs Arizona St.(March 2)
Hit by pitch:	2	(5 games)
Caught stealing:	1	(25 games)
Runners LOB:	5	(5 games)

Fielding

Putouts:	18	Bryan Moore vs Georgia (March 11)
Assists:	9	Ryan Theriot vs Georgia (March 9)
Errors:	3	Ryan Theriot vs UL-Monroe (Feb. 14)
	3	Ryan Theriot vs Va. Comm. (May 26)
Passed balls:	1	(13 games)

Pitching

Innings pitched:	10.0	Lane Mestepey vs Tulane (June 1)
Strikeouts:	10	Tim Nugent vs Nicholls St. (Feb. 27)
Wild pitches:	2	Shane Youman vs Duquesne (Feb. 24)
	2	Ryan Theriot vs Ole Miss (April 14)
	2	Weylin Guidry vs Minnesota (May 25)
Hit batters:	2	Justin Hill vs Arizona St.(March 4)
	2	Roy Corcoran vs Florida (March 16)
	2	Lane Mestepey vs Tulane (April 11)

2001 Statistical Summary

Inning-by-inning summary

	1	2	3	4	5	6	7	8	9	EX	TOTAL
LSU	57	102	61	74	60	68	66	55	27	4	574
Opponents	31	35	41	64	37	48	40	38	50	4	388

Win-loss summary:

	W	L	T	PCT
Total	44	22	1	.667
Conference	18	12	0	.600
Non-Conf	26	10	1	.722
Home	27	10	0	.730
Away	13	11	1	.542
Neutral	4	1	0	.800
Day	22	13	1	.629
Nite	22	9	0	.710
vs Left	17	10	0	.630
vs Right	27	12	1	.692
1-Run games	5	7	0	.417
2-Run games	4	5	0	.444
5+Run games	25	7	0	.781
Extra inns	2	3	0	.400
Shutouts	2	1	0	.667

Longest winning streak: 10 (Feb. 16-Mar. 3)

Longest losing streak: 3 (May 4-6)

Home attendance: 276,622 (37 dates avg = 7,476)

Away attendance: 189,000 (30 dates avg = 6,300)

Total attendance: 465,622 (67 dates avg = 6,949)

Multiple Hit Games	2	3	4	5+	Tot
Ryan Theriot	20	4	3	-	27
Wally Pontiff	17	8	2	-	27
Bryan Moore	19	3	2	2	26
Todd Linden	15	8	-	-	23
Mike Fontenot	9	9	2	-	20
Matt Heath	13	1	2	-	16
Zeph Zinsman	10	3	-	-	13
David Raymer	9	2	1	-	12
Ray Wright	11	-	-	-	11
Aaron Hill	6	2	1	-	9
Sean Barker	5	1	-	-	6
Johnnie Thibodeaux	4	1	-	-	5
Chris Phillips	2	-	-	-	2
TEAM	140	42	13	2	197



Brad David

Multiple RBI Games	2	3	4	5+	Tot
Todd Linden	12	4	3	2	21
Ryan Theriot	13	1	1	-	15
Wally Pontiff	11	1	2	1	15
Mike Fontenot	9	5	1	-	15
Matt Heath	4	5	2	1	12
Bryan Moore	6	2	2	2	12
Zeph Zinsman	6	2	2	1	11
Aaron Hill	4	4	2	-	10
Johnnie Thibodeaux	4	1	-	-	5
Sean Barker	3	2	-	-	5
David Raymer	4	-	1	-	5
Ray Wright	2	1	-	-	3
Victor Brumfield	1	-	-	-	1
Chris Phillips	1	-	-	-	1
Jeremy Alford	1	-	-	-	1
TEAM	81	28	16	7	132

Hitting Streaks	Longest	Current
Ryan Theriot	17	-
Wally Pontiff	14	14
Zeph Zinsman	10	-
Matt Heath	10	-
Bryan Moore	9	2
Todd Linden	8	-
Johnnie Thibodeaux	8	2
Sean Barker	8	1
Mike Fontenot	6	-
David Raymer	6	2
Aaron Hill	5	-
Ray Wright	5	-
Chris Phillips	3	-
Trae Duncan	2	2
Jamin Garidel	2	2
Victor Brumfield	2	-
Billy McBride	2	-
Jeremy Alford	2	2
Eric Wiethorn	1	-



Billy Brian

2001 Statistical Summary

STARTING LINEUP by Position *(Team W-L record when starter)*

Pitcher

Lane Mestepey	19	(15-3)
Jason Scobie	14	(9-5)
Tim Nugent	13	(8-5)
Shane Youman	10	(7-3)
Bo Pettit	4	(3-1)
Brian Wilson	4	(1-3)
Roy Corcoran	3	(1-2)

Catcher

Matt Heath	57	(38-18)
Chris Phillips	9	(6-3)
Jamin Garidel	1	(0-1)

First Base

Bryan Moore	62	(41-21)
Zeph Zinsman	5	(3-1)

Second Base

Mike Fontenot	57	(39-18)
Aaron Hill	10	(5-4)

Third Base

Wally Pontiff	66	(43-22)
Trae Duncan	1	(1-0)

Shortstop

Ryan Theriot	67	(44-22)
--------------	----	---------

Left Field

Todd Linden	36	(23-13)
Aaron Hill	22	(15-7)
Johnnie Thibodeaux	7	(4-2)
Sean Barker	2	(2-0)

Center Field

David Raymer	41	(26-15)
Todd Linden	24	(17-6)
Billy McBride	1	(0-1)
Ray Wright	1	(1-0)

Right Field

Ray Wright	38	(25-12)
Johnnie Thibodeaux	14	(11-3)
Sean Barker	10	(5-5)
Todd Linden	5	(3-2)

Designated Hitter

Zeph Zinsman	40	(28-12)
Johnnie Thibodeaux	13	(6-7)
Sean Barker	9	(7-2)
Aaron Hill	2	(1-1)
Bryan Moore	2	(1-0)
Wally Pontiff	1	(1-0)

STARTING LINEUP by Lineup Spot *(Team W-L record when starter)*

Leadoff

Ryan Theriot	67	(44-22)
--------------	----	---------

2nd Spot

Mike Fontenot	35	(27-8)
Wally Pontiff	21	(10-11)
Aaron Hill	6	(3-2)
Ray Wright	3	(2-1)
Matt Heath	2	(2-0)

3rd Spot

Wally Pontiff	39	(31-8)
Mike Fontenot	21	(11-10)
Zeph Zinsman	6	(2-3)
Aaron Hill	1	(0-1)

Cleanup

Bryan Moore	36	(20-15)
-------------	----	---------



Bryan Moore

Todd Linden	28	(21-7)
Zeph Zinsman	2	(2-0)
Johnnie Thibodeaux	1	(1-0)

5th Spot

Todd Linden	34	(19-14)
Bryan Moore	20	(15-5)
Aaron Hill	10	(7-3)
Zeph Zinsman	2	(2-0)
Matt Heath	1	(1-0)

6th Spot

Zeph Zinsman	21	(13-8)
Matt Heath	13	(9-4)
Aaron Hill	10	(7-3)
Johnnie Thibodeaux	8	(4-4)
Bryan Moore	5	(4-1)
Wally Pontiff	4	(1-2)
Todd Linden	3	(3-0)
Sean Barker	2	(2-0)
Mike Fontenot	1	(1-0)

7th Spot

Matt Heath	24	(14-10)
Johnnie Thibodeaux	15	(8-6)
Zeph Zinsman	13	(12-1)
Sean Barker	6	(5-1)
Wally Pontiff	3	(2-1)
Ray Wright	3	(1-2)
Bryan Moore	2	(2-0)
Aaron Hill	1	(0-1)

8th Spot

Ray Wright	20	(15-5)
Matt Heath	16	(11-4)
Sean Barker	13	(7-6)
Johnnie Thibodeaux	9	(7-2)
Chris Phillips	5	(2-3)
Zeph Zinsman	1	(0-1)
Bryan Moore	1	(1-0)
Trae Duncan	1	(1-0)
Jamin Garidel	1	(0-1)

9th Spot

David Raymer	41	(26-15)
Ray Wright	13	(8-4)
Aaron Hill	6	(4-2)
Chris Phillips	4	(4-0)
Billy McBride	1	(0-1)
Matt Heath	1	(1-0)
Johnnie Thibodeaux	1	(1-0)

2001 SEC Standings

Eastern Division

	SEC		OVERALL	
	W-L	PCT.	W-L	PCT.
Georgia*	20-10	.667	47-22	.681
Tennessee	18-12	.600	48-20	.706
South Carolina	17-13	.567	49-20	.710
Florida	16-14	.533	35-27	.565
Vanderbilt	9-21	.300	24-31	.436
Kentucky	7-23	.233	22-34	.393

Western Division

	SEC		OVERALL	
	W-L	PCT.	W-L	PCT.
LSU ^	18-12	.600	44-22-1	.664
Mississippi State#	17-13	.567	39-24	.619
Ole Miss	17-13	.567	39-23-1	.627
Auburn	15-15	.500	37-21	.638
Alabama	15-15	.500	32-23	.582
Arkansas	11-19	.367	27-29	.482

* SEC and Eastern Division Champion | ^ Western Division Champion | # Tournament Champion



Brian Wilson

Batting

Team	G	AB	R	H	2B	3B	HR	RBI	SB-ATT	SLG	OBP	AVG
LSU	67	2372	574	754	137	10	98	514	90 115	.508	.417	.318
Florida	62	2204	475	691	127	12	49	435	148 175	.449	.403	.314
Tennessee	68	2410	518	746	151	24	73	464	160 201	.483	.392	.310
Alabama	55	1938	422	595	111	12	65	394	42 61	.477	.393	.307
Georgia	69	2477	498	743	147	14	79	459	44 61	.466	.397	.300
Ole Miss	63	2161	439	648	112	19	55	384	50 75	.446	.386	.300
Arkansas	56	1954	353	570	105	15	45	318	73 94	.430	.374	.292
Auburn	58	1981	406	576	118	14	35	365	84 102	.417	.393	.291
Kentucky	56	2008	332	577	116	7	62	297	61 88	.445	.347	.287
South Carolina	69	2352	484	673	131	8	110	445	82 108	.489	.374	.286
Mississippi State	63	2172	381	594	80	16	38	338	52-74	.378	.365	.273
Vanderbilt	55	1885	305	508	113	7	33	274	50-73	.389	.360	.269

Pitching

TEAM	G	IP	CG	SHO	SV	H	R	ER	BB	SO	OBA	ERA
South Carolina	69	612.2	5	10	22	555	273	234	285	545	.241	3.44
Mississippi State	63	567.1	1	8	13	534	283	235	210	539	.249	3.73
Alabama	55	484.0	10	3	7	519	262	205	163	337	.276	3.81
Auburn	58	509.1	2	4	11	538	284	228	177	292	.270	4.03
Arkansas	56	490.2	2	3	10	490	325	253	209	403	.259	4.64
Ole Miss	63	550.1	5	6	18	581	350	284	214	418	.271	4.64
LSU	67	595.2	6	2	12	640	388	314	279	446	.274	4.74
Georgia	69	625.0	8	1	5	703	389	331	202	530	.281	4.77
Kentucky	56	494.2	5	1	8	572	371	289	231	383	.290	5.26
Tennessee	68	605.0	4	3	15	655	432	370	293	537	.275	5.50
Florida	62	549.1	0	2	12	627	423	367	302	370	.289	6.01
Vanderbilt	55	486.2	3	1	6	595	395	349	231	324	.300	6.45

Fielding

TEAM	G	PO	A	E	DP	PCT.
Vanderbilt	67	1460	569	62	28	.970
South Carolina	69	1838	693	79	60	.970
Alabama	55	1452	593	67	47	.968
Florida	62	1648	593	82	74	.966
Mississippi State	63	1702	680	85	57	.966
Kentucky	56	1484	609	80	63	.963
Ole Miss	63	1651	610	90	57	.962
Georgia	69	1875	724	104	52	.962
Tennessee	68	1815	706	103	66	.961
LSU	67	1787	799	108	72	.960
Auburn	58	1528	627	90	53	.960
Arkansas	56	1472	627	101	59	.954



David Rayer

2001 SEC Statistics

2001 All-SEC Team

chosen by league coaches

FIRST TEAM

1B—Aaron Clark, Alabama
 2B—Mike Fontenot, LSU
 3B—Wally Pontiff, LSU
 SS—Chris Burke, Tennessee
 C—Jeremy Brown, Alabama
 OF—Gabe Gross, Auburn
 OF—Garris Gonce, South Carolina
 OF—Burney Hutchinson, Ole Miss
 DH—Doc Brooks, Georgia
 P—Lane Mestepey, LSU
 P—Tanner Brock, Mississippi State
 RP—Lee Gronkiewicz, South Carolina

SECOND TEAM

1B—Bryan Moore, LSU
 2B—Brent Boyd, Alabama
 3B—Andy Neufeld, Georgia
 SS—Jeff Keppinger, Georgia
 SS—Ryan Theriot, LSU
 C—Carl Lafferty, Ole Miss
 OF—Mailon Kent, Auburn
 OF—Todd Linden, LSU
 OF—Marcus McBeth, South Carolina
 OF—Scott McClanahan, Alabama
 DH—Josh Christian, Ole Miss
 P—Lance Cormier, Alabama
 P—Pete Montrenes, Ole Miss
 RP—Jeff Carswell, Georgia

Player of the Year—Chris Burke, Tennessee

Freshman of the Year -

Lane Mestepey, LSU

Coach of the Year—Ron Polk, Georgia

2001 SEC All-Tournament Team

Chosen by the media

1B—Josh Christian, Ole Miss
 2B—Bryon Jeffcoat, South Carolina
 3B—Lance Jones, Ole Miss
 SS—Chris Burke, Tennessee
 C—Matt Heath, LSU
 DH—Jon Knott, Mississippi State
 OF—Todd Linden, LSU
 OF—Michael Floyd, South Carolina
 OF—Josh West, Mississippi State
 P—Brandon Medders, Mississippi State
 P—Chris Young, Mississippi State

Most Valuable Player -- Chris Young,
 Mississippi State

Individual Leaders

HITTING LEADERS

Batting Average

PLAYER, TEAM	AVG
Chris Burke, UT	.435
Jeff Keppinger, UG	.389
Bryan Moore, LSU	.373
Jeremy Brown, UA	.363
Jon Knott, MS	.359
David Coffey, UG	.358
Jeff Hoefler, AR	.357
Burney Hutchinson, UM	.356
Matt Goss, UF	.356
Ryan Theriot, LSU	.353

Home Runs

PLAYER, TEAM	NO.
Tim Whittaker, SC	.21
Todd Linden, LSU	.20
Chris Burke, UT	.20
Aaron Clark, UA	.20
Jeff Keppinger, UG	.18
Doc Brooks, UG	.17
Marcus McBeth, SC	.17
Bryon Jeffcoat, SC	.16
Zeph Zinsman, LSU	.16

Runs Batted In

PLAYER, TEAM	NO.
Todd Linden, LSU	.76
Tim Whittaker, SC	.74
Jeff Keppinger, UG	.73
Jeff Christensen, UT	.73
Aaron Clark, UA	.71

Hits

PLAYER, TEAM	NO.
Chris Burke, UT	.118
Jeff Keppinger, UG	.102
Andy Neufeld, UG	.96
Ryan Theriot, LSU	.94
Wally Pontiff, LSU	.93
Steve Daniel, UT	.91
Bryan Moore, LSU	.90

Runs Scored

PLAYER, TEAM	NO.
Chris Burke, UT	.105
Andy Neufeld, UG	.71
Burney Hutchinson, UM	.69
Jeff Keppinger, UG	.69
Steve Daniel, UT	.67
Ryan Theriot, LSU	.67
Aaron Clark, UA	.66
Todd Linden, LSU	.65
Mike Fontenot, LSU	.64

Doubles

PLAYER, TEAM	NO.
Adam Swann, UG	.26
Bryan Moore, LSU	.25
Steve Daniel, UT	.25
Jeff Christensen, UT	.22
(Three tied with 21)	

Triples

PLAYER, TEAM	NO.
Chris Burke, UT	.11
Burney Hutchinson, UM	.6
Jeff Keppinger, UG	.5
Josh West, MS	.4
(Eleven tied with 3)	

Walks

PLAYER, TEAM	NO.
Jason Burkley, MS	.63
Gabe Gross, AU	.57
Kris Edge, UG	.53
Chris Burke, UT	.51
Andy Neufeld, UG	.49
Ryan Theriot, LSU	.48
Doc Brooks, UG	.47
Bryan Moore, LSU	.46

Stolen Bases

PLAYER, TEAM	SB
Chris Burke, UT	.49
Stevie Daniel, UT	.46
Kevin Estrada, UF	.35
Aaron Davidson, UF	.30
Javon Moran, AU	.24

Slugging Percentage

PLAYER, TEAM	PCT.
Chris Burke, UT	.815
Aaron Clark, UA	.708
Jeff Keppinger, UG	.691
Burney Hutchinson, UM	.671
Gabe Gross, AU	.644

ON-BASE PERCENTAGE

PLAYER, TEAM	PCT.
Chris Burke, UT	.537
Bryan Moore, LSU	.495
Burney Hutchinson, UM	.491
Jeff Keppinger, UG	.480
Gabe Gross, AU	.469

PITCHING LEADERS

Earned Run Average

PLAYER, TEAM	ERA
Lance Cormier, UA	.230
Hayden Gliemmo, AU	.277
Pete Montrenes, UM	.345
Gary Bell, SC	.346
Eric Brandon, AU	.347
Levale Speigner, AU	.349
Mark Carter, UA	.357
Lane Mestepey, LSU	.375

Wins

PLAYER, TEAM	NO.
Lane Mestepey, LSU	.11
Jeffery Carswell, UG	.10
Wyatt Allen, UT	.10
Kip Bouknight, SC	.10
Pete Montrenes, UM	.10
Gary Bell, SC	.10
Lance Cormier, UA	.9
Levale Speigner, AU	.8
Roy Corcoran, LSU	.8

Strikeouts

PLAYER, TEAM	NO.
Wyatt Allen, UT	.110
Pete Montrenes, UM	.107
Kip Bouknight, SC	.104
Paul Maholm, MS	.95
Jeremy Brown, UG	.80
Lane Mestepey, LSU	.79

Innings Pitched

PLAYER, TEAM	NO.
Lane Mestepey, LSU	.139.1
Kip Bouknight, SC	.124.0
Pete Montrenes, UM	.117.1
Levale Speigner, AU	.113.1
Lance Cormier, UA	.109.2

Saves

PLAYER, TEAM	NO.
Lee Gronkiewicz, SC	.19
Keith Ramsey, UF	.9
Glenn Morris, UM	.9
Brandon Medders, MS	.6
Will Curtiss, UT	.5

Opponents' Batting Average

PLAYER, TEAM	AVG.
Pete Montrenes, UM	.216
Chris Spigner, SC	.228
Adam Yates, UM	.237
Tanner Brock, MS	.239
Eric Brandon, AU	.244
Tim Nugent, LSU	.245
Roy Corcoran, LSU	.254



HISTORY

The Early History of LSU Baseball



LSU's 1939 SEC Champions

The Early Years

Louisiana State University has a colorful 109-year (106 seasons) baseball history which began with the first team in 1893 and has continued uninterrupted since 1905.

Although baseball was played at LSU prior to 1893, no contests had been scheduled with any clubs outside of Baton Rouge. The team of 1892 won all of its games against local competition.

On May 13, 1893, in connection with a military field day, LSU was engaged in its first intercollegiate athletic contest and defeated the nine from Tulane University.

The Early History of LSU Baseball

That was the only game of 1893 and captain E.B. Young, in selecting materials for uniforms to be used for the May 13 contest, chose the colors of Old Gold and Purple. The baseball squad of '93 had the honor of first wearing the colors that later were adopted as the official University colors.

In 1904, a game was scheduled to start the year against a local professional club. That game, however, was cancelled when the Tiger captain and manager resigned upon the refusal of the university president to grant permission for the cadets to attend the contest. The team disbanded and no further contests were played that year.

In 1915 C.C. "Doc" Stroud took over as Tiger

three games of the season, but bounced back to win 12 of the next 16 and LSU's second SEC championship.


The first SEC title came back in 1939 under Rabenhorst. The '39 team was one of LSU's best as it posted a 22-5 record for an .815 winning percentage. The team was led by first baseman Paul Brotherton, outfielder Ken Kavanaugh, Sr. and pitcher Jesse Danna, and had a winning streak of 13

Florida State and Miami (Fla.).

LSU coaches in the early years supplemented their collegiate schedules with competition against professional opponents. This gave the Tigers excellent chances to gain experience, but rare chances for victory. Among the Tigers' most noteworthy losses was a 17-7 defeat at the hands of the Chicago White Sox in 1925.

Other pro opponents have included the Detroit, Cleveland, New York and St. Louis major league teams, Indianapolis of the American Association, Nashville and New Orleans of the Southern Association, plus several teams from Louisiana's celebrated Class "C" Evangeline League.

Through the years, numerous Tigers have made it into the professional ranks. A.W. Baird in 1916 was the first Tiger known to have signed a pro contract. Since then, many players from LSU made their mark in the major leagues, including Walker Cress, Cincinnati Reds; Dave Madison, Detroit Tigers; Buddy Blair, Philadelphia Athletics; Mark Freeman, New York Yankees; Connie Ryan, Boston Braves; Alvin Dark,



Tom Staples (middle)
fired a perfect game in
1919 against Louisiana
College.



Joe Bill Adcock enjoyed a 17-year
big league career.



Venerable Alex Box Stadium has served
as the Tigers' home since 1938.



LSU's 1961 SEC Champions

coach and eventually became the first man to lead LSU for more than two seasons. In 1919 Stroud led LSU to a 12-4 campaign, a mark that had been bettered only one time before and would not be surpassed again until 1936. In that 1919 season, the Tigers had a fine young pitcher named Tom Staples who threw a perfect game in a 9-0 win over Louisiana College. He also pitched and won both games of a doubleheader that same year.

In 1927 Harry Rabenhorst was named head coach and served in that capacity until 1956, with the exception of a three-year period from 1943-45. During that three-year span, A.L. Swanson was the Tigers' field manager. In Swanson's first year, the Tigers lost their first

games before losing to Minnesota in a swing through the Western (Big 10) Conference.

Besides the 1939 and 1943 championships, LSU also won conference titles in 1946 - under Rabenhorst - and in 1961 under Ray Didier, but not again until 1975 under Jim Smith. During Smith's tenure, however, the Tigers won or tied for the title three times in the Western Division of the re-aligned SEC.

The 1975 team became the first LSU squad to participate in the NCAA Tournament, as the Tigers played in the South Regional at Starkville, Miss. LSU won its first regional game over Murray State, but was eliminated from the tournament after consecutive losses to

New York Giants; Joe Bill Adcock, Milwaukee Braves; Art Swanson, Pittsburgh Pirates; Mike Miley, California Angels; and Randy Wiles, Chicago White Sox.

Those and other outstanding players have played on a number of diamonds on the LSU campus. In 1929, the Tigers' home games were played on a field located on the Campanile Parade Grounds. In 1936, the playing field was located north of the football stadium and was equipped with wooden bleachers. In 1938, LSU baseball moved into what was later to be named Alex Box Stadium, the present home of the Fighting Tigers.

Era of Excellence 1984-2001



The Bertman Years

On July 18, 2000, LSU baseball coach Skip Bertman announced that the 2001 season would be his 18th and final at the helm of the Fighting Tigers, the team he had built into the nation's premier collegiate baseball program.

To Skip Bertman, striving for excellence isn't just a catchy motto or slogan; it's how he has approached every task he has undertaken in his life -- from his playing days at the University of Miami, to his highly-successful 11-year stint as head baseball coach at Miami Beach High School, to his eight years as associate head coach at UM , to his time here in Baton Rouge.

Era of Excellence 1984-2001

Bertman led the Tigers to a sterling 870-330-3 mark (.724), giving him the highest winning percentage of any SEC baseball coach and the fourth-highest percentage among active coaches, trailing only Wichita State's Gene Stephenson, New Mexico State's Gary Ward (who collected most of his wins at Oklahoma State) and Florida State's Mike Martin. Bertman and USC legend Rod Dedeaux are the only coaches to win four or more national championships.

In addition to the five national championships (1991, 1993, 1996, 1997, 2000) Bertman's LSU teams captured, the Tigers also claimed seven SEC championships, nine 50-win seasons, 11 CWS berths and six SEC Tournament championships during Skip's tenure.

Bertman's jersey #15 has been retired by LSU – the first baseball number to receive

that designation from the university – and the street in front of Alex Box Stadium has been re-named Skip Bertman Drive. Bertman

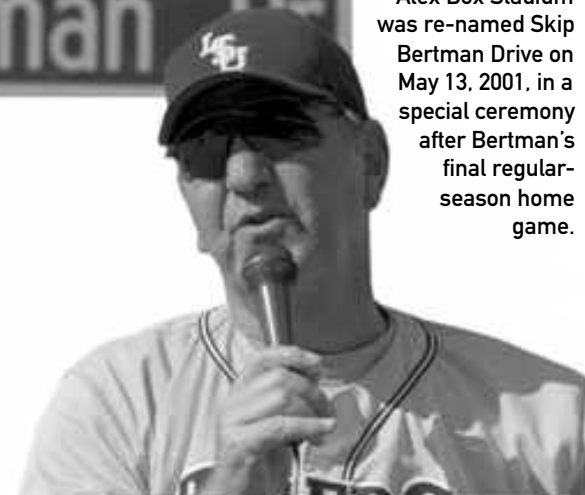
arrival at LSU, more than 100 players have been drafted into professional baseball, with 28 of those players reaching the major



The street in front of Alex Box Stadium was re-named Skip Bertman Drive on May 13, 2001, in a special ceremony after Bertman's final regular-season home game.

will be inducted into the American Baseball Coaches Hall of Fame in January, 2003.

As much as LSU's dominance can be attributed to Bertman, the players have also had a huge part in that success. Since Bertman's



Skip Bertman was named LSU's athletics director on January 19, 2001.



Skip Bertman and his wife, Sandy, wave farewell to the Alex Box Stadium crowd after Bertman's final regular-season home game.



Skip Bertman's LSU program was characterized not only by winning championships, but also by its accessibility and courtesy to Tiger fans.



The only men to win five College World Series titles: LSU's Skip Bertman and former Southern California coach Rod Dedeaux.

LSU SUPERLATIVES UNDER BERTMAN

Five NCAA College World Series Championships
1991, 1993, 1996, 1997, 2000

11 CWS Appearances
1986, 1987, 1989, 1990, 1991, 1993,
1994, 1996, 1997, 1998, 2000

16 NCAA Tournament Berths
1985, 1986, 1987, 1989, 1990, 1991, 1992, 1993, 1994, 1995, 1996,
1997, 1998, 1999, 2000, 2001

Seven Southeastern Conference Championships
1986, 1990, 1991, 1992, 1993, 1996, 1997

Six SEC Tournament Titles
1986, 1990, 1992, 1993, 1994, 2000

Nine SEC Western Division Championships
1985, 1992, 1993, 1994, 1996, 1997, 1998, 2000, 2001

Nine 50-Win Seasons
1986, 1989, 1990, 1991, 1992, 1993, 1996, 1997, 2000

Era of Excellence 1984-2001

BERTMAN'S BIG LEAGUERS

Here are the former Skip Bertman-coached LSU Tigers who appeared on 2001 major league rosters:

PLAYER	YEARS AT LSU	MAJOR LEAGUE TEAM
Mark Guthrie, LHP	1984-87	Oakland Athletics
Keith Osik, C	1988-90	Pittsburgh Pirates
Paul Byrd, RHP	1989-91	Kansas City Royals
Armando Rios, OF	1991-93	Pittsburgh Pirates
Andy Sheets, IF	1991-92	Tampa Bay Devil Rays
Todd Walker, 2B	1992-94	Cincinnati Reds
Russ Johnson, SS	1992-94	Tampa Bay Devil Rays
Jeff Reboulet, IF	1985-86	Los Angeles Dodgers
Lyle Mouton, OF	1990-91	Florida Marlins
Russ Springer, RHP	1988-89	Arizona Diamondbacks
Curtis Leskanic, RHP	1987-89	Milwaukee Brewers
Warren Morris, 2B	1993-96	Pittsburgh Pirates
Brandon Larson, SS	1997	Cincinnati Reds
Kurt Ainsworth, RHP	1997-99	San Francisco Giants
Randy Keisler, LHP	1998	New York Yankees

Bertman coached 13 other major leaguers during his LSU tenure, including All-Star outfielder Albert Belle and the No. 1 pick in the 1989 draft, pitcher Ben McDonald.

leagues. Bertman produced 11 first-team All-America performers, and more importantly, nearly 100 percent of those who have stayed four or five years in the Tiger program have earned their LSU degrees.

Bertman came to LSU after a highly successful eight-year stint at Miami, where he was associate head coach

Coach Bertman with actor Kevin Costner at the 2000 CWS.

and pitching coach under Hall of Fame coach Ron Fraser. The

Bertman-Fraser partnership produced 427 wins and five berths in the CWS, including the Hurricanes' first national championship in 1982. Bertman's recruiting also laid much of the groundwork for Miami's second national championship in 1985, which was Bertman's second year at LSU.

Bertman is also an accomplished international coach, serving as pitching coach under Stanford's Mark Marquess on the United States' gold-medal

winning 1988 squad, then leading the



Skip Bertman celebrates his first national title in 1991 (above) and his fifth national title in 2000 (below).



BERTMAN YEAR-BY-YEAR

SEASON	OVERALL RECORD	SEC RECORD	NATIONAL FINISH
1984	32-23	12-12 (3rd, West)	
1985	41-18	17-7 (1st, West)	20th
1986	55-14	22-5 (1st)	5th
1987	49-19	12-10 (5th)	4th
1988	39-21	16-11 (5th)	
1989	55-17	18-9 (2nd)	3rd
1990	54-19	20-7 (1st)	3rd
1991	55-18	19-7 (1st)	1st
1992	50-16	18-6 (1st)	6th
1993	53-17-1	18-8-1 (1st)	1st
1994	46-20	21-6 (2nd)	7th
1995	47-18	17-12 (5th)	14th
1996	52-15	20-10 (1st)	1st
1997	57-13	22-7 (1st)	1st
1998	48-19	21-9 (2nd)	3rd
1999	41-24-1	18-11-1 (3rd)	14th
2000	52-17	19-10 (2nd)	1st
2001	44-22-1	18-12 (2nd)	9th
TOTALS	870-330-3 (.724)	328-159-2 (.673)	



Era of Excellence 1984-2001

THE BERTMAN FAMILY TREE

A look at some of Skip's former players and assistants in college baseball:

NAME	YEARS UNDER BERTMAN	CURRENT POSITION/OTHER POSITIONS
Mike Bianco	Player at LSU, 1988-89	Head coach at Ole Miss; former head coach at McNeese St. and assistant at LSU
Jim Wells	G.A. at LSU, 1987-89	Head coach at Alabama; former head coach at Northwestern State
Smoke Laval	LSU Assistant, 1984-93	Head coach at LSU; former head coach at Louisiana-Monroe
Dan Canevari	Player at Miami, 1977-80	Pitching coach at LSU
Mitch Gaspard	Player at LSU, 1985	Head coach at Northwestern State
Randy Davis	G.A. at LSU, 1988-90	Former head coach at Louisiana Tech and assistant at South Carolina
Ray Tanner	Olympic Assistant, 1996	Head coach at South Carolina/former head coach at North Carolina St.
Dave Snow	Olympic Assistant, 1996	Former head coach at Long Beach State
Jerry Weinstein	Olympic Assistant, 1996	Former head coach at Sacramento City College

USA to the bronze medal at the Centennial Olympic Games in Atlanta in 1996.

In addition to becoming an accomplished coach, Bertman has authored two books (*Coaching Youth League Baseball and Skip: The Man and the System*), produced a motivational video (*Motivation and Teamwork: Winning the Big One*), and has been a featured speaker and clinician at banquets, civic organizations and youth groups around the country.

Bertman's Era of Excellence as LSU's baseball coach has ended, but his service to the university continues on a more comprehensive level. On January 19, 2001, the LSU Board of Supervisors paved the way for



another Bertman era, as the panel unanimously approved LSU Chancellor Mark Emmert's selection of Bertman to be the school's seventh permanent athletics director since LSU became a charter member of the Southeastern Conference in 1933. Bertman assumed his duties as athletics director on August 6, 2001.

As athletics director, Bertman over-

sees a 20-sport program that has brought home 36 national championships, more than any other SEC school. With a diverse and talented coaching staff as well as some of the best facilities in the nation, Bertman should have no trouble keeping the LSU program near the top of the heap both in the SEC and on the national stage.



YEAR-BY-YEARS STATS of BERTMAN'S LSU TEAMS

Batting

YEAR (W-L-T)	G	AB	R	H	2B	3B	HR	RBI	SB-ATT	SLG	OBP	AVG
1984 (32-23-0)	55	1606	309	443	76	20	51	263	92-139	.443	NA	.276
1985 (41-18-0)	59	1883	412	557	102	17	63	343	108-145	.468	NA	.296
1986 (55-14-0)	69	2272	542	696	135	27	83	455	153-188	.499	NA	.306
1987 (49-19-0)	68	2178	509	619	104	18	76	434	156-208	.453	.425	.284
1988 (39-21-0)	60	1823	390	490	92	19	41	331	69-104	.408	.443	.269
1989 (55-17-0)	72	2424	566	723	144	26	62	494	113-142	.456	.461	.298
1990 (54-19-0)	73	2480	587	807	156	27	63	515	95-135	.486	.470	.325
1991 (55-18-0)	73	2366	547	488	138	18	85	488	84-123	.478	.446	.297
1992 (50-16-0)	66	2261	509	681	132	17	67	438	125-159	.464	.447	.301
1993 (53-17-1)	71	2385	603	737	152	37	85	527	122-151	.511	.414	.309
1994 (46-20-0)	66	2273	504	659	124	15	87	439	116-142	.473	.394	.290
1995 (47-18-0)	65	2259	506	680	146	21	81	458	95-128	.492	.397	.301
1996 (52-15-0)	67	2384	648	759	143	18	131	585	99-120	.558	.419	.318
1997 (57-13-0)	70	2509	673	791	146	11	188	632	71-99	.607	.412	.315
1998 (48-19-0)	67	2314	583	692	132	12	157	542	64-85	.570	.409	.299
1999 (41-24-1)	66	2317	556	699	122	14	104	502	77-101	.501	.406	.302
2000 (52-17-0)	69	2542	652	864	194	16	96	598	73-94	.542	.432	.340
2001 (44-22-1)	67	2372	574	754	137	10	98	514	90-115	.508	.417	.318

Pitching

YEAR (W-L-T)	G	IP	CG	SHO	SV	H	R	ER	BB	SO	OBA	ERA
1984 (32-23-0)	55	433.0	12	3	10	439	272	199	206	359	.259	4.13
1985 (41-18-0)	59	484.2	10	3	9	452	273	221	245	442	.247	4.11
1986 (55-14-0)	69	579.0	10	5	17	511	303	245	291	541	.236	3.81
1987 (49-19-0)	68	577.1	13	8	14	502	266	197	223	552	.235	3.07
1988 (39-21-0)	60	497.2	20	1	11	437	262	199	292	519	.236	3.60
1989 (55-17-0)	72	629.0	10	5	20	546	326	254	278	655	.231	3.63
1990 (54-19-0)	73	630.1	13	5	12	631	324	264	249	555	.258	3.77
1991 (55-18-0)	73	621.0	5	6	19	613	330	253	259	626	.255	3.67
1992 (50-16-0)	66	574.2	9	3	12	508	261	222	185	518	.238	3.48
1993 (53-17-1)	71	620.0	15	7	7	586	318	257	246	511	.249	3.73
1994 (46-20-0)	66	589.2	6	1	13	567	356	295	274	520	.253	4.50
1995 (47-18-0)	65	579.0	9	4	10	517	323	261	245	623	.239	4.06
1996 (52-15-0)	67	601.0	8	10	13	549	283	226	233	635	.241	3.38
1997 (57-13-0)	70	621.0	7	3	13	653	380	319	206	682	.266	4.62
1998 (48-19-0)	67	588.1	5	4	14	613	365	287	232	646	.265	4.39
1999 (41-24-1)	66	580.0	8	2	12	651	402	329	212	591	.281	5.11
2000 (52-17-0)	69	619.2	4	6	16	661	375	305	241	574	.272	4.43
2001 (44-22-1)	67	595.2	6	2	12	640	388	314	279	446	.274	4.74

1991 National Champions

1991

PLAYERS

Dale Adams, C
 Adrian Antonini, C
 Tim Bauer, C
 Harry Berrios, OF
 Tiger Blackwell, OF
 Paul Byrd, RHP
 Matt Chamberlain, RHP
 Keyaan Cook, INF
 Rich Cordani, OF
 Luis Garcia, INF
 Pat Garrity, DH
 Mike Graham, OF
 Rick Greene, RHP
 David Herry, RHP
 Gary Hymel, C
 Tookie Johnson, 2B
 Mark LaRosa, LHP
 Bhrett McCabe, RHP
 Chris Moock, 3B
 Gregg Moock, RHP
 Lyle Mouton, RF
 Jared Mula, OF
 Jeff Naquin, RHP
 Mike Neal, INF
 Chad Ogea, RHP
 Ronnie Rantz, LHP
 Armando Rios, CF
 Henri Saunders, RHP
 Andy Sheets, SS
 Mike Sirotka, LHP
 Johnny Tellechea, 1B

COACHES

Skip Bertman - Head Coach
 Smoke Laval - Assistant Coach
 Beetle Bailey - Assistant Coach
 Dan Canevari - Graduate Assistant Coach
 Gregg Patterson - Student Asst. Coach

MANAGERS

Russ Rome
 Mike Biandolillo

TRAINERS

Andy Sonnier
 Scott Newman



LSU completed a magnificent 1991 season with a 55-18 record as the Tigers captured their first baseball national title and the 19th overall national championship for the school.

Head coach Skip Bertman directed the Tigers to the 1991 NCAA title after having led his team to the College World Series in five of the past six seasons. Bertman was recognized as the National Coach of the Year by *Collegiate Baseball* magazine shortly after LSU's World Series victory.

The Tigers became the first team since Miami (Fla.) in 1982 to win the national title without a loss in the NCAA Tournament; LSU won eight consecutive games in the tournament, including four in the South Regional and four in the College World Series.

As a team, the Tigers set a College World Series record by averaging 12 runs per game,


breaking the previous mark of 11 per contest established by Notre Dame in 1957.

LSU also set a new Series mark with a team fielding percentage of .993. The Tigers committed only one error in 148 chances.


LSU equaled the College World Series mark for most home runs with nine, tying the record set by Arizona State in 1981. Catcher Gary Hymel blasted four homers, rightfielder Lyle Mouton belted three, designated hitter Pat Garrity contributed one and centerfielder Armando Rios launched a two-run shot in the championship game win over Wichita State.

The Tigers outscored their four Series opponents, 48-15, while recording a team batting average of .329, including five doubles, four triples and nine home runs.

Hymel was named the Most Outstanding



The June 9, 1991, headline of the Baton Rouge Sunday Advocate heralds LSU's CWS title.



All-American Chad Ogea pitched the Tigers to victory in the CWS final against Wichita State.



(LEFT) Pitcher Paul Byrd holds the championship trophy during the celebration at Alex Box Stadium.

(RIGHT) President George Bush saluted the Tigers in a Rose Garden ceremony which also honored baseball legends Joe DiMaggio and Ted Williams. The Tigers gave the President an LSU jersey embroidered with the No. 2. Bush's jersey number as a college baseball player at Yale.



Johnny Tellechea were named to the College World Series All-Tournament team.

Mouton batted .429 in the Series with three homers and 10 RBI; Ogea earned wins over Florida and Wichita State, compiling a 1.74 ERA in 10 1/3 innings; Tellechea hit .438 with two doubles, one RBI and five runs.

LSU culminated its championship year on July 9, 1991, with a trip to the White House. President George Bush recognized the Tigers in a special Rose Garden ceremony which also honored major league legends Joe DiMaggio and Ted Williams. LSU became only the third collegiate baseball team to receive an invitation to the White House.



Former LSU Athletic Director Joe Dean congratulates first baseman Johnny Tellechea at the championship celebration in Alex Box Stadium.



1991 College World Series Facts

CWS RECORDS SET BY LSU

Team Series

Most Runs Per Game - 12 (48 runs in four games)
Highest Slugging Percentage - .603 (88 total bases/146 at-bats)
Highest Fielding Percentage - .993 (one error in 148 chances)

Team Single Game

Most Players Used (Both Teams) - 38, LSU vs. Florida (June 5)

Team Championship Game

Most Hit Batsmen - 3, LSU vs. Wichita State (June 8)

Championship Game Attendance

16,612 - LSU vs. Wichita State (June 8)

Individual Series

Highest Slugging Percentage - 1.357 (19 total bases/14 at-bats), Gary Hymel

CWS RECORDS TIED BY LSU

Team Series

Most Home Runs - 9 (four games)

Team Championship Game

Most Sacrifice Flies - 1, LSU vs. Wichita State (June 8)
Most Sacrifice Flies (Both Teams) - 2, LSU (1) vs. Wichita St. (1)
Most Hit Batters (Both Teams) - 3, LSU (0) vs. Wichita State (3)

Individual Series

Most Home Runs - 4, Gary Hymel (four games)
Most Hit by Pitch - 3, Gary Hymel (four games)

Individual Championship Game

Most Sacrifice Flies - 1, Rich Cordani, LSU vs. Wichita State

Individual Career

Most Home Runs - 4, Gary Hymel (1990-91)
4, Lyle Mouton (1990-91)

1991 COLLEGE WORLD SERIES ALL-TOURNAMENT TEAM

Catcher Gary Hymel, LSU
First Base Johnny Tellechea, LSU
Second Base Mike McCafferty, Creighton
Third Base Jason Giambi, Long Beach State
Shortstop Kevin Polcovich, Florida
Outfield Lyle Mouton, LSU
Outfield Jim Audley, Wichita State
Outfield Steve Hinton, Creighton
Designated Hitter ... Mario Linares, Florida
Pitcher Kennie Steenstra, Wichita State
Pitcher Chad Ogea, LSU

Most Outstanding Player
Gary Hymel, LSU

1993 National Champions

1993

PLAYERS

Kevin Ainsworth, OF
 Adrian Antonini, C
 Wade Bagley, C
 Scott Berardi, C
 Harry Berrios, OF
 Dustin Brandon, INF
 Matt Chamberlain, RHP
 Chad Cooley, OF
 Brian Daugherty, INF
 Jim Greely, OF
 Ryan Huffman, OF
 Will Hunt, LHP
 Kenny Jackson, 1B
 Russ Johnson, SS
 Tim Lanier, C
 Brett Laxton, RHP
 Antonio Leonardi-Cattolica, RHP
 Matt Malejko, RHP
 Bhrett McCabe, RHP
 Gregg Moock, RHP
 Warren Morris, INF
 Jeff Naquin, RHP
 Mike Neal, OF
 Ronnie Rantz, LHP
 Armando Rios, OF
 Trey Rutledge, RHP
 Henri Saunders, RHP
 Scott Schultz, RHP
 Tom Schwier, INF
 Mike Sirotko, LHP
 Mark Stocco, OF
 Sean Teague, RHP
 Todd Walker, 2B
 Kevin Ward, C
 Jason Williams, 3B
 Brad Wilson, INF
 Brian Winders, RHP

COACHES

Skip Bertman - Head Coach
 Smoke Laval - Assistant Coach
 Mike Bianco - Assistant Coach
 Beetle Bailey - Administrative Assistant
 Rick Smith - Volunteer Assistant Coach

MANAGERS

Dirck Decoteau
 Jason Decoteau

TRAINERS

Jim Mensch
 Stacy LeCompte



A century of baseball excellence was culminated in June, 1993, as LSU captured its second NCAA title in three years with an 8-0 victory over Wichita State in the College World Series final. In the 100th anniversary season of the Fighting Tiger program, head coach Skip Bertman and his players reinforced LSU's status as the nation's premier baseball power.

The Tigers began the 1993 campaign as the nation's No. 1 team in all three of the college baseball polls. The Tigers' pre-conference scheduled featured a 12-game winning streak which extended through the month of March as LSU prepared to defend its SEC title. The Tigers' drive to win their fourth straight league crown was spearheaded by Todd Walker, who established an SEC single-season record with

a 33-game hitting streak. The regular-season also featured a "Turn Back the Clock" game against Tulane in Alex Box Stadium, as players from both teams wore old-fashioned uniforms and used wooden bats. The Tigers defeated the Green Wave 6-3 in a game which commemorated LSU's 100-year baseball history.

LSU went on to become the first team in league annals to win four straight SEC championships and, after a 9-4 win over South Alabama in the NCAA South Regional final at Alex Box Stadium, the Tigers advanced to the College World Series for the sixth time in eight seasons.

The Tigers returned to Omaha's Rosenblatt Stadium for another National Championship crusade. The fifth-seeded Tigers disposed of fourth-seeded Long Beach State to open the Series as left fielder Jim Greely launched two home runs and collected a personal-best five RBI. Left-hander Mike Sirotko handcuffed the 49ers with a three-hit, nine strikeout performance.

LSU posted a furious rally against top-seeded Texas A&M in the next round, over-



The June 13, 1993, headline of the Baton Rouge Advocate heralds LSU's second CWS title.



Team captain Mike Neal proclaims LSU No. 1 after the Tigers' 8-0 victory over Wichita St.



(ABOVE) The 1993 National Champions were honored with a celebration in Tiger Stadium the morning after the CWS triumph.

(BELOW) Todd Walker (left), Brett Laxton (center) and Skip Bertman met with CBS reporter Lesley Visser after the CWS title game.



coming a 7-2 deficit and grabbing a 9-8 lead on an eighth inning single by Armando Rios. Then, with the bases loaded, Todd Walker provided one of the series' most scintillating moments, unloading his third grand slam of the season to cap the 13-8 triumph.

The momentum generated by the win over the Aggies was vanquished three days later as Long Beach State rallied for an improbable 10-8 victory, striking for four runs in their final at-bat.

Now LSU faced a third meeting with

Long Beach, with the winner advancing to the World Series championship game. The Tigers, on the strength of a two-run double by Rios, tied the game 5-5 in the bottom of the ninth before Walker delivered the game-winning single for a thrilling 6-5 victory. LSU was one victory away from fulfilling a season-long dream.

LSU faced Wichita State in the national championship game for the second time in three years, and unlike the first meeting in 1991, this game offered little suspense. Todd Walker's two-run homer in the first inning began LSU's surge to another World Series title. LSU added three runs in the second inning as Armando Rios sandwiched a sacrifice fly between RBI singles by Walker and by Jason Williams.

While the Tigers bolted to the big lead, freshman right-hander Brett Laxton was in the process of making College World Series history. Relying primarily on an exploding fastball with an occasional paralyzing slider, Laxton set a CWS championship game record with 16 staggering strikeouts. Laxton limited Wichita State to a mere three hits while retiring 16 of the final 20 Shocker batters, including Wichita State's last hope, outfielder

Carl Hall, who flied weakly to Harry Berrios in right field to conclude the Tigers' 8-0 triumph. For the second time in three years, an unquenchable desire for victory was LSU's most prominent characteristic as it catapulted the Tigers to college baseball's summit.

Todd Walker was named the Most Outstanding Player of the

Series and was joined on the All-Tournament team by Mike Sirotko, Brett Laxton, Adrian Antonini, Jim Greely and Armando Rios. Walker, the 1993 SEC Player of the Year, recorded a conference-record 102 RBI on the season and surpassed Albert Belle as LSU's all-time RBI leader with 175.

Mike Sirotko ended a fantastic four-year career as LSU's career leader in innings pitched with 372. He tied Ben McDonald's school record with 10 complete games, including eight in his final nine starts. Laxton's dazzling performance in the national title game capped a phenomenal season as the National Freshman of the Year was 12-1 with an SEC-best 1.98 ERA.

The 1993 team was expertly guided by Skip Bertman, who for the third time in his 10-year career was named National Coach of the Year. The Tigers completed the year with a 53-17-1 record, marking LSU's fifth-straight 50-win season, a feat unmatched by any other school.



Mike Sirotko recorded two complete-game victories in the 1993 CWS.

CWS RECORDS SET BY LSU

Individual Championship Game

Most Strikeouts - 16, Brett Laxton, LSU vs. Wichita State

Most Sacrifice Flies - 2, Armando Rios, LSU vs. Wichita State

CWS RECORDS TIED BY LSU

Team Championship Game

Most Sacrifice Flies - 2, LSU vs. Wichita State

Most Strikeouts (Both Teams) - 22, LSU vs. Wichita State

Individual Championship Game

Fewest Hits Allowed - 3, Brett Laxton, LSU vs. Wichita State

Most Putouts - 16, Adrian Antonini, LSU vs. Wichita State



1996 National Champions

1996

PLAYERS

Jason Albritton, RHP
 T.J. Arnett, RHP
 Tom Bernhardt, OF
 Eric Berthelot, LHP
 John Blancher, INF
 Justin Bowles, RF
 Matt Colvin, LHP
 Patrick Coogan, RHP
 Chad Cooley, LF
 Casey Cuntz, INF
 Brian Daugherty, RHP
 Chris Demouy, LHP
 Nathan Dunn, 3B
 Jake Esteves, RHP
 Eddy Furniss, 1B
 Dan Guillory, RHP
 Jeff Harris, RHP
 James Hemphill, OF
 Conan Horton, C
 Sonny Knoll, RHP
 Mike Koerner, CF
 Tim Lanier, C
 Brett Laxton, RHP
 Antonio Leonardi-Cattolica, RHP
 Trey McClure, INF
 Jeramie Moore, 1B
 Warren Morris, 2B
 Joey Painich, RHP
 Keith Polozola, INF
 Kevin Shipp, RHP
 Jeremy Tyson, RHP
 Kevin Ward, C
 Jason Williams, SS
 Brad Wilson, DH
 Jeremy Witten, OF
 Eddie Yarnall, LHP

COACHES

Skip Bertman - Head Coach
 Jim Schwanke - Assistant Coach
 Mike Bianco - Assistant Coach
 Dan Canevari - Administrative Assistant
 Daniel Tomlin - Volunteer Assistant Coach

MANAGERS

Mike Boniol
 Jimmy Goins
 Wes Penn

TRAINERS

Jim Mensch
 Lara McNeely



Second baseman Warren Morris launched a two-out, two-run homer in the bottom of the ninth inning to lift LSU to a pulsating 9-8 victory over Miami (Fla.) in the 1996 College World Series final. The blast marked the first time in the 50-year history of the CWS that a team had won the national championship with a homer in the bottom of the ninth.

As the ball cleared the right-field fence and landed in the third row of the bleachers, Morris raised his arms into the air triumphantly as he rounded first base. Upon reaching home plate, he was mobbed by his jubilant teammates and cheered by 23,905 fans who had just witnessed the greatest finish in CWS annals.

The LSU Tigers, for the third time in six

seasons, were the champions of collegiate baseball.


Fittingly, it was the only home run of the season for Morris, as the Alexandria, La., native had missed 39 games due to a broken hamate bone in his right hand. He returned to the LSU lineup for the NCAA South II Regional, and he led the Tigers to eight straight victories, with the final win giving his team the national title.

LSU became just the seventh school to win three or more CWS titles in the 50-year history of the event, and Skip Bertman became only the sixth coach to win three or more baseball national championships. LSU also became only the third school to win three national titles in one decade (1991, 1993, 1996).

The CWS championship capped a long



The June 9, 1996, headline of the Baton Rouge Sunday Advocate heralds LSU's CWS title.



All-American Eddie Yarnall earned CWS victories over Wichita State and Florida.

list of achievements for the 1996 Tigers, including establishing an SEC record with 131 home runs on the season. The Tigers posted a 52-15 record, marking LSU's sixth 50-win season in eight years and the seventh in school history. LSU recorded a 20-10 SEC mark, sharing the conference title with Florida and Alabama.

Shortstop Jason Williams became the SEC career leader in runs scored (270), and he became LSU's all-time hits leader with 327. First baseman Eddy Furniss, a first-team all-America selection, set the SEC single-season mark for RBI (103) and the LSU single-season home run record (26). Pitcher Eddie Yarnall was also a first-team all-America choice, as he posted an 11-1 record, including two victories in the College World Series.

Furniss and pitcher Chris Demouy were

Seniors Chad Cooley (left) and Tim Lanier display the gold jersey LSU wore during its national title drive. The jerseys were later auctioned by the Tiger Athletic Foundation, raising \$38,000 for LSU Baseball.



named Academic all-Americans; Furniss had a 3.7 gpa in pre-medicine and Demouy a 3.8 gpa in management. Seven Tigers earned Academic all-SEC recognition, including Furniss, Demouy, Morris (3.5 gpa in zoology), catcher Tim Lanier (3.6 in kinesiology), designated hitter

Brad Wilson (3.0 in general studies), catcher Kevin Ward (3.6 in electrical engineering) and pitcher Brian

Daugherty (3.1 in kinesiology).

For the third time in six seasons, Bertman was named National Coach of the Year, an honor he received from *Collegiate Baseball*, *Baseball America* and the American Baseball Coaches Association.

LSU was No.1 in the grandstand as well, as the Tigers led the nation in attendance by drawing a school-record 226,805 fans to Alex Box Stadium.

It was a remarkable season, culminated by arguably the greatest moment in LSU athletic history, a decisive swing of the bat by Warren Morris, who magnificently added his name to the list of Tiger legends.



Warren Morris presents his CWS home run bat to LSU athletic director Joe Dean as head coach Skip Bertman looks on. The presentation was made in Alex Box Stadium prior to Team USA's summer tour game versus Australia on June 20, 1996.



1996 College World Series Facts

CWS RECORDS SET BY LSU

Attendance

Session -- 23,905, LSU vs. Miami (Fla.)

Hits

Both Teams, Championship Game -- 29, LSU vs. Miami (Fla.)

Sacrifice Flies

Both Teams, Championship Game -- 5, LSU vs. Miami (Fla.)

Game Time

Championship Game (9-inning game) -- 3:19, LSU vs. Miami (Fla.)

CWS RECORDS TIED BY LSU

Saves

Series -- 3, LSU

Doubles

Both Teams, Championship Game -- 6, LSU vs. Miami (Fla.)

1996 COLLEGE WORLD SERIES ALL-TOURNAMENT TEAM

Catcher Tim Lanier, LSU

First Base Chris Moller, Alabama

Second Base Rudy Gomez, Miami (Fla.)

Third Base Pat Burrell, Miami (Fla.)

Shortstop Alex Cora, Miami (Fla.)

Outfield Justin Bowles, LSU

Outfield Michael DeCelle, Miami (Fla.)

Outfield Brad Wilkerson, Florida

Designated Hitter ... Chuck Hazzard, Florida

Pitcher J.D. Arteaga, Miami (Fla.)

Pitcher Eddie Yarnall, LSU

Most Outstanding Player
Pat Burrell, Miami (Fla.)

1997 National Champions

1997

PLAYERS

Kurt Ainsworth, RHP
 Jason Albritton, RHP
 Blair Barbier, 2B
 Bryon Bennett, OF
 Tom Bernhardt, OF
 Eric Berthelot, LHP
 John Blancher, INF
 Christian Bourgeois, 1B
 Matt Colvin, LHP
 Patrick Coogan, RHP
 Brad Cresse, C
 Casey Cuntz, 3B
 Mike Daly, INF
 Brian Daugherty, RHP
 Wes Davis, OF
 Chris Demouy, LHP
 Clint Earnhart, C
 Eddy Furniss, 1B
 Jamin Garidel, C
 Dan Guillory, RHP
 Cedrick Harris, OF
 Jeff Harris, RHP
 Cody Hartshorn, RHP
 Courtney Hernandez, C
 Danny Higgins, INF
 Conan Horton, C
 David Hughes, LHP
 Sonny Knoll, RHP
 Mike Koerner, CF
 Brandon Larson, SS
 Antonio Leonardi-Cattolica, RHP
 Jeff Lipari, 1B
 Trey McClure, 3B
 Joey Painich, RHP
 Keith Polozola, INF
 Kevin Shipp, RHP
 Antoine Simon, OF
 Johnnie Thibodeaux, INF
 Doug Thompson, RHP
 Drew Topham, INF
 Jeremy Tyson, RHP
 Jeremy Witten, OF

COACHES


Skip Bertman - Head Coach
 Jim Schwanke - Assistant Coach
 Mike Bianco - Assistant Coach
 Daniel Tomlin - Assistant Coach
 Kurt Hester - Strength Coach
 Dan Canevari - Administrative Assistant

MANAGERS

Mike Boniol
 Wes Penn

TRAINERS

Shawn Eddy
 Mike Eisen



On June 7, 1997, the LSU Fighting Tigers justified the pre-season status bestowed upon them by *Baseball America* magazine as college baseball's "Team of the '90s" by defeating Southeastern Conference rival Alabama, 13-6, in the championship game of the College World Series. The game was witnessed by a record crowd of 24,401 in Omaha's Rosenblatt Stadium.


LSU won its fourth NCAA championship of the 1990s (1991, 1993, 1996, 1997), and the Tigers became the first team to win back-to-back titles since Stanford accomplished the feat in 1987-88. Head coach Skip Bertman joined Rod Dedeaux of Southern California as the only coaches to win four College World Series championships. Bertman was named the 1997 National Coach of the Year, receiving

that designation for the fifth time in his storied 14-year career.

Ironically, a month before the title match, the Crimson Tide humiliated the Tigers, 28-2, the worst loss in LSU's 104-year baseball history. But in the CWS championship contest, the Tigers exploded to a 9-0 lead after two innings and never looked back. LSU won its eighth straight CWS game over two seasons, and the Tigers improved their mark in NCAA (regional and CWS) tournament championship games to a phenomenal 16-0.

Prior to the win over Alabama, the Tigers posted CWS victories over Rice (5-4) and Stanford (10-5 and 13-9). LSU batted .328 (45-for-137) in the Series with seven doubles and 10 home runs. The Tigers averaged better than 10 runs per game in the CWS, outscoring their opponents, 41-24.

The championship game completed a 57-13 campaign for Skip Bertman and his club, as the Tigers established the



The June 13, 1997, headline of the Baton Rouge Advocate heralds LSU's fourth CWS title.



Junior right-hander Patrick Coogan was the ace of the '97 staff as he posted a 14-3 record and a 4.46 ERA with 144 strikeouts in 125 innings.



Senior pitcher Brian Daugherty lifts the 1997 NCAA championship trophy at a special ceremony in the Pete Maravich Assembly Center. Nearly 8,000 fans welcomed the Tigers home the day after their triumph in Omaha, Neb.

Southeastern Conference record for most victories in a season. LSU, which returned only two starting position players from its 1996 national championship club, also claimed the '97 SEC championship, the school's sixth conference crown of the 1990s.

LSU roared to a blistering 19-0 start, establishing the SEC mark for most consecutive victories. The Tigers, who began the season ranked No. 8 (*Collegiate Baseball*) and No. 13 (*Baseball America*) in the pre-season polls, ascended to No. 1 by March 10, holding that position for 10 consecutive weeks.


After claiming the SEC title, LSU played host to the NCAA South I Regional, where the Tigers, after suffering a third-round loss to South Alabama, battled back to claim their ninth CWS berth in 12 seasons. LSU posted a thrilling 14-7, 11-inning victory over Long Beach State in an elimination game to force a rematch with South Alabama in the regional championship round. Needing two victories over USA, the Tigers launched eight homers in a double-header sweep en route to the regional title. LSU hit .339 (82-for-242) in its six regional games, outscoring the opposition 76-29 while unloading 20 home runs. Third baseman Trey McClure was named the regional's Most Outstanding Player, as he hit .435 (10-for-23) with five doubles, two homers and 10 RBI.

LSU completed the year with an NCAA-record 188 home runs, breaking the previous mark of 161 homers set by Brigham Young in

1988. The Tigers homered at least once in all 70 of their games.

All-American junior shortstop Brandon Larson enjoyed a remarkable season, batting .381 on the year with 40 homers and 118 RBI. He established SEC single-season records for homers, RBI and total bases (250), and he became just the fourth player in NCAA history to collect 40 or more homers in a season.

Patrick Coogan (14-3, 4.63 ERA, 144 K), a junior right-hander, earned first-team all-America honors, while first baseman Eddy Furniss (.378, 17 HR, 77 RBI) was a third-team all-America selection. Second baseman Blair Barbier (.353, 15 HR, 57 RBI) earned Freshman all-America recognition.



Junior right-hander Doug Thompson was the winning pitcher in the 1997 national championship game, working the final 4.2 innings in the 13-6 win over Alabama.

Also enjoying outstanding campaigns were junior center fielder Mike Koerner (.353, 22 HR, 69 RBI), senior right fielder Tom Bernhardt (.322, 17 HR, 49 RBI) and Doug Thompson (12-3, 4.63 ERA, 158 K), a junior right-hander who earned the victory in the national championship game.

The '97 Tigers magnificently maintained LSU's reign as the "Team of the '90s." Not since Southern California won five straight national titles in the 1970s was one school so dominant in the college baseball landscape.



Senior rightfielder Tom Bernhardt led LSU with a .615 batting average in the CWS.

1997 College World Series Facts

CWS RECORDS SET BY LSU

Most At-Bats (9-inn. game)

Both Teams, Championship Game -- 79, LSU vs. Alabama

Most Runs

Both Teams, Championship Game -- 19, LSU vs. Alabama

Most RBI

Both Teams, Championship Game -- 19, LSU vs. Alabama

Most Strikeouts (9-inn. game)

Both Teams, Championship Game -- 25, LSU vs. Alabama

CWS RECORDS TIED BY LSU

Most Home Runs

Team, Game -- 5, LSU vs. Stanford

Most Pitchers Used

Team, Game -- 7, LSU vs. Stanford

Most Hit Batters

Both Teams, Game -- 4, LSU vs. Stanford

Most At-Bats (9-inn. game)

Individual, Championship Game --

6, Brandon Larson, LSU vs. Alabama

6, Mike Koerner, LSU vs. Alabama

Most Wild Pitches

Individual, Game -- 3, Patrick Coogan, LSU vs. Alabama

Team, Game -- 4, LSU vs. Alabama

Most Runs

Team, Championship Game -- 13, LSU vs. Alabama

Most RBIs

Team, Championship Game -- 13, LSU vs. Alabama

Most Doubles

Both Teams, Championship Game -- 6, LSU vs. Alabama

1997 COLLEGE WORLD SERIES ALL-TOURNAMENT TEAM

Catcher Matt Frick, Alabama

First Base Eddy Furniss, LSU

Second Base Joe Caruso, Alabama

Third Base Andy Phillips, Alabama

Shortstop Brandon Larson, LSU

Outfield Mike Koerner, LSU

Outfield Tom Bernhardt, LSU

Outfield G.W. Keller, Alabama

Designated Hitter ... Mark Peer, Alabama

Pitcher Jeff Austin, Stanford

Pitcher Jarrod Kingrey, Alabama

Most Outstanding Player
Brandon Larson, LSU

2000 National Champions

2000

PLAYERS

Jeremy Alford, OF
 Blair Barbier, 3B
 Christian Bourgeois, OF
 Billy Brian, P
 Victor Brumfield, INF
 Brad Cresse, C
 Mike Daly, INF
 Brad David, P
 Thomas Evans, INF
 Mike Fontenot, 2B
 Jamin Garidel, C
 Hunter Gomez, P
 Weylin Guidry, P
 Cedrick Harris, OF
 Brad Hawpe, 1B
 Trey Hodges, P
 Ryan Jorgensen, C
 Jeff Lipari, 1B
 Jeremy Loftice, P
 Billy McBride, OF
 Heath McMurray, P
 Nathan Meiners, C
 David Miller, P
 Tommy Morel, OF
 Tim Nugent, P
 Bo Pettit, P
 Wally Pontiff, OF
 David Raymer, OF
 Ryan Richard, P
 Ben Saxon, P
 Jason Scobie, P
 David Shank, P
 Antoine Simon, OF
 Chucky Son, P
 Brian Tallet, P
 Sam Taulli, P
 Ryan Theriot, SS
 Johnnie Thibodeaux, OF
 Chad Vaught, P
 Jeremy Witten, OF
 Ray Wright, OF
 Shane Youman, P

COACHES

Skip Bertman - Head Coach
 Dan Canevari - Assistant Coach
 Turtle Thomas - Assistant Coach
 Bill Dailey - Assistant Coach
 Curtis Tsuruda - Strength Coach
 Bill Franques - Administrative Assistant

MANAGERS

Jody Autery
 Mike Boniol
 Johnny Collins
 Wes Penn
 Joey Quilio

TRAINERS

Shawn Eddy
 Shaun Duhe



Trailing Stanford 5-2 with one out in the bottom of the eighth inning of the 2000 national championship game, the LSU Tigers appeared to have little hope, especially with Cardinal ace Justin Wayne on the mound. Wayne had subdued LSU's bats, allowing no hits while recording seven strikeouts in 3.1 relief innings. In fact, Wayne and Stanford starter Jason Young had combined to hold the Tigers hitless since the second inning, when left field Jeremy Witten singled during a two-run LSU rally.

LSU's only highlight after the second inning had come on defense, when right fielder Ray Wright robbed Stanford's Edmund Muth of a third-inning, two-run homer by leaping above the wall to make a sensational catch.

Thus, when LSU team captain Blair Barbier stepped to the plate with one out in the eighth, everything pointed toward a Stanford victory celebration. After all, the Cardinal were just five outs away from a national championship with arguably the best pitcher in the country on the mound.

Barbier, undaunted, envisioned a much different scenario. Prior to the inning, he had gathered his teammates in the dugout, imploring them to remain focused, asking them, "DO YOU BELIEVE?" He hoped his words would spark a positive reaction, yet he knew they would be meaningless should he fail in this at-bat, likely the final at-bat of the senior third baseman's brilliant college career.

So, Barbier stood in against Wayne and



The June 18, 2000, headline of the Baton Rouge Sunday Advocate heralds LSU's CWS title.



Pitcher Trey Hodges was voted the Most Outstanding Player of the 2000 CWS.



Team Captain Blair Barbier displays the NCAA Championship trophy to the throng of fans which welcomed home the Tigers.

battled for his team's survival. He stubbornly fouled off several two-strike offerings, before finally ripping a line drive over the left field wall of Rosenblatt Stadium. Barbier's solo shot was his third homer of the College World Series, and the Tigers had life, now down by two runs.

Wally Pontiff then drew a walk from Wayne, but the Stanford right-hander retired center fielder Cedrick Harris on a fly ball to right field for the second out. Witten, who was hitting just .200 (3-for-15) in the CWS, would be Wayne's next challenge.

In his only other at-bat against Wayne, Witten, a fifth-year senior, fanned on just three pitches. And, in this at-bat, Witten again quickly fell behind in the count. Knowing that this was perhaps the final at-bat of his college career, indeed the final at-bat of his entire baseball career, Witten would not succumb to Wayne's darting slider. Instead, he launched a soaring liner into the left-center field seats, just out of the reach of Cardinal left fielder Andy Topham.

The Rosenblatt Stadium crowd of over 24,000 erupted as Witten triumphantly rounded the bases, celebrating just his seventh homer of the season. LSU 5, Stanford 5. . . and the drama was just beginning.

Wayne retired Wright on a liner to left to end the eighth inning, but Stanford could not recover its lost momentum. LSU right-hander Trey Hodges, who had kept the Tigers in the game with three scoreless relief innings, easily retired the Cardinal in the top of the ninth, setting the stage for the game's final act.

LSU shortstop Ryan Theriot grounded Wayne's first pitch of the ninth into left field to place the winning run on first base. Head coach Skip Bertman, electing not to bunt Theriot down to second base, allowed second baseman Mike Fontenot to swing away. Fontenot skillfully drew a full-count walk from Wayne, placing the Tigers' destiny in the potent bat of catcher Brad Cresse.

Cresse, like Barbier and Witten before him, was standing at the plate for the final time in an LSU uniform. The nation's leader in home runs (30) and RBI (105), the senior was just 1-for-12 in the College World Series. He had struck out in his two previous at-bats against Wayne, who desperately needed a double play to work his way out of the jam.

As he had in his first two

encounters with Cresse, Wayne opened with his devastating slider. Strike one. Wayne fired the slider again, but this time Cresse smashed it, sending the ball sharply into left field. Theriot raced around third base as Topham picked up the ball and heaved it toward home plate. But, the throw was up the line and Theriot slid safely across the plate as his teammates burst from the third-base dugout to embrace him. The wave of jubilant Tigers then moved to the infield, engulfing Cresse at first base.

LSU 6, Stanford 5. The Tigers had secured the school's fifth NCAA title since 1991 with a courageous effort, scoring four runs in their final two at-bats to erase a three-run deficit. Blair Barbier's eighth-inning challenge to his teammates was answered in resounding fashion. The 2000 LSU Tigers, without question, did believe.



2000 College World Series Facts

CWS RECORDS SET OR TIED BY LSU

Records Broken

Hit Batters, Game, Both Teams - 6, Stanford (4) vs. LSU (2), June 17
Balks, Series, Team - 3, LSU

Records Tied

Hit by Pitch, Series, Individual - 3, Blair Barbier, LSU
Balks, Series, Individual - 2, Trey Hodges, LSU

2000 COLLEGE WORLD SERIES ALL-TOURNAMENT TEAM

Catcher Beau Craig, Southern California
First Base Craig Thompson, Stanford
Second Base Mike Fontenot, LSU
Third Base Blair Barbier, LSU
Shortstop Ryan Theriot, LSU
Outfield Steven Feehan, Louisiana-Lafayette
Outfield Edmund Muth, Stanford
Outfield Joe Borchard, Stanford
Designated Hitter . . Brad Hawpe, LSU
Pitcher Trey Hodges, LSU
Pitcher Jon McDonald, Florida State

Most Outstanding Player
Trey Hodges, LSU



The Tigers posted a 52-17 record, including a 13-0 post-season mark.

1991 College World Series Box Scores

LSU 8, Florida 1 - May 31, 1991

ROSENBLATT STADIUM - OMAHA, NEB.

FLORIDA	AB	R	H	RBI	LSU	AB	R	H	RBI
Majeski,lf	5	0	2	0	Johnson,2b	3	2	1	0
Polcovich,ss	2	0	1	0	Rios,cf	5	1	1	0
Killen,1b	4	0	0	0	Mouton,rf	4	3	3	5
Perry,3b	4	1	0	0	Cordani,lf	4	0	1	1
Purvis,rf	4	0	1	0	Hymel, c	2	0	1	1
Linares, c	3	0	0	0	Garrity, dh	3	1	1	1
Duva,cf	3	0	0	0	Tellechea,1b	3	0	2	0
Bell,ph	1	0	1	0	C. Moock,3b	4	0	1	0
Camposano,dh	4	0	0	0	Sheets,ss	3	1	0	0
Rich,2b	4	0	1	0	Johnson,2b	2	0	1	0
TOTALS	34	1	8	0	TOTALS	31	8	11	8

TEAM	ST	CL	W	L	PTS	ST	CL	W	L	PTS
Florida	0	0	0	1	0	0	0	0	0	- 1 8 1
LSU	1	0	0	2	1	0	4	0	x	- 8 11 0

E-Rich.DP-Florida 4,LSU 1.LOB-Florida 9,LSU 6.2B-Perry (2) 17.3B-Majeski (3).HR-Mouton 2 (12),Garrity (2).SB-Majeski (24).SF-Hymel.

FLORIDA	IP	H	R	ER	BB	SO
Burke (L,8-5)	4.0	6	3	3	1	3
Scott	2.0*	3	4	4	2	1
Pricher	1.0	2	1	1	1	0
Bonnano	1.0	0	0	0	0	0

LSU	IP	H	R	ER	BB	SO
Byrd	4.2	4	1	1	3	2
Ogea (W, 13-5)	2.1	1	0	0	0	4
LaRosa	1.0	2	0	0	0	2
Greene	1.0	1	0	0	0	1

* Scott faced three batters in seventh.

HBP-Johnson by Scott,Hymel by Pricher. WP-Burke.PB-Linares.U-Yeast, Patch,Lopina, Hagler. T-2:59. A-12,403.

LSU 15, Fresno State 3 - June 2, 1991

ROSENBLATT STADIUM - OMAHA, NEB.

LSU	AB	R	H	RBI	FRESNO STATE	AB	R	H	RBI
Tk Johnson,2b	3	0	0	1	Noel,cf	5	0	1	0
Neal,2b	1	0	0	1	Romero,2b	4	0	0	0
Rios,cf	5	0	0	0	Wood,ss	4	0	3	0
Mula,ph-cf	0	0	0	0	Td Johnson, c	4	0	1	0
Mouton,rf	3	1	1	1	Togher, 1b	4	0	0	0
Berrios,ph-rf	2	0	0	0	Judice,rf	2	1	0	0
Cordani,lf	5	1	2	0	Champlin,dh	2	0	0	0
Hymel, c	4	2	2	3	Bonifazio,ph	1	0	0	0
Antonini,ph-c	2	0	0	0	E.Greene,ph	0	1	0	0
Garrity, dh	3	3	1	0	Falco,3b	4	1	2	2
Cook,ph	1	1	1	0	Spearman,lf	3	0	0	0
Tellechea,1b	5	3	3	1	Brown,ph	1	0	0	1
C. Moock,3b	3	1	3	3					
Garcia,3b	0	1	0	0					
Sheets,ss	4	2	2	4					
TOTALS	41	15	15	14	TOTALS	34	3	7	3

LSU	0	3	0	4	1	3	0	0	4	-	15	15	1
Fresno State	0	2	0	0	0	0	0	0	1	-	3	7	5

E-Tk Johnson,Spearman,Td Johnson, Judice, Togher, Patterson.DP-LSU 1,FSU 1.LOB-LSU 8,FSU 7.2B-Tellechea 2 (23), C. Moock (7), Wood (17).3B-C. Moock (3),Cook (1), Sheets (4).HR-Hymel 2 (23), Falco (11).CS-Mouton.SH-Sheets.SF-Tk Johnson.

LSU	IP	H	R	ER	BB	SO
Sirotko (W, 11-0)	6.0	5	2	2	2	2
LaRosa	2.0	1	0	0	0	0
R.Greene	1.0	1	1	1	1	1
FRESNO STATE	IP	H	R	ER	BB	SO
Saitz (L,8-6)	3.1	6	7	5	2	2
Salazar	2.1	5	4	4	2	1
Greenlee	0.1*	1	0	0	1	0
Minor	2.0*	3	4	3	1	0
Patterson	1.0	0	0	0	1	2

* Greenlee pitcher to two batters in seventh.Minor pitched to four batters in ninth. WP-Saitz,R.Greene.U-Rosenberry,Yeast, Pedersen,Lopina. T-2:55.A-16,329.

LSU 19, Florida 8 - June 5, 1991

ROSENBLATT STADIUM - OMAHA, NEB.

LSU	AB	R	H	RBI	FLORIDA	AB	H	R	RBI
Johnson,2b	5	4	3	2	Majeski,lf	5	0	1	0
Rios,cf	3	3	0	1	Polcovich,ss	4	2	3	0
Mula,ph-cf	1	0	0	0	MacDonald,ss	0	0	0	0
Mouton,rf	3	2	2	4	Killen,1b	4	2	2	1
Berrios,ph-rf	1	1	0	0	Knight,1b	0	0	0	0
Cordani,lf	3	1	0	1	Perry, 3b	4	1	3	1
Hymel, c	5	3	3	6	Russo,3b	1	0	0	0
Garrity, dh	4	1	0	0	Purvis,rf	5	1	1	0
Cook,ph	1	0	0	0	Linares, c	4	2	3	6
Tellechea,1b	5	2	2	0	Valdes,2b	1	0	0	0
C. Moock,3b	5	2	2	2	Duva,cf	4	0	0	0
Garcia,ph-3b	1	0	1	0	Camposano,dh	4	0	0	0
Sheets,ss	5	0	0	0	Rich,2b	3	0	0	0
Neal,ph-ss	1	0	1	0	Bell, c	1	0	0	0
TOTALS	43	19	14	16	TOTALS	40	8	13	8

LSU	3	0	0	5	5	3	0	0	3	-	19	14	0
Florida	2	0	0	0	2	0	3	1	0	-	8	13	3

E-Polcovich,Purvis, Valdes.LOB-LSU 10,Florida 8.2B-C. Moock (8),Killen (15).HR-Hymel 2 (25),Linares 2 (14),Mouton (13).SB-Rios (4), Polcovich (20), Perry (9).SF-Cordani.

LSU	IP	H	R	ER	BB	SO
Byrd (W, 8-3)	5.0	9	4	4	2	5
Ogea	1.0	0	0	0	0	0
LaRosa	1.0	3	3	3	0	1
Herry	1.0	1	1	1	1	2
Greene	1.0	0	0	0	0	2
FLORIDA	IP	H	R	ER	BB	SO
Corbitt (L,2-1)	3.1	6	8	8	4	1
Bonanno	0.2*	1	2	2	1	0
Pricher	4.0	4	6	3	3	3
Brennan	0.0*	1	3	2	1	0
McClellan	1.0	2	0	0	1	2

* Bonanno pitched to two batters in fifth.Brennan pitched to three batters in ninth.

HBP-Mouton and Hymel by Bonnano.WP-Herry, McClellan.PB-Hymel.U-Patch,Lopina, Rosenberry, Yeast. T-3:35.A-13,613.

LSU 6, Wichita State 3 - June 8, 1991

ROSENBLATT STADIUM - OMAHA, NEB.

LSU	AB	R	H	RBI	WICHITA STATE	AB	R	H	RBI
Johnson,2b	4	1	1	0	Hall,2b	3	1	2	0
Rios,cf	3	3	2	2	Wimmer, ss	4	0	1	0
Mouton,rf	4	2	0	0	Audley, cf	3	1	0	1
Cordani,lf	4	0	1	3	Mirabelli, c	3	0	0	0
Hymel, c	3	0	1	0	T. Dreifort,rf	3	0	1	1
Garrity, dh	4	0	2	1	Jones,3b	3	0	0	0
Tellechea,1b	3	0	0	0	McClghn,dh	1	0	0	0
C. Moock,3b	3	0	0	0	D. Dreifort,dh	3	0	0	0
Sheets,ss	3	0	1	0	White,1b	4	0	0	0
					Tilma,lf	3	1	1	1
TOTALS	31	6	8	6	TOTALS	30	3	5	3

LSU	2	2	0	2	0	0	0	0	0	-	6	8	0
Wichita State	1	0	0	1	0	0	0	1	0	-	3	5	1

E-Green.DP-LSU 1,WSU 3.LOB-LSU 7,WSU 5.2B-Rios (11).3B-Cordani (3).HR-Rios (4), Tilma (6).SB-Hall 3 (59), Wimmer (54).SF-Cordani, T. Dreifort.

LSU	IP	H	R	ER	BB	SO
Ogea (W, 14-5)	7.0*	4	3	2	4	3
Greene (S, 14)	2.0	1	0	0	0	2
WICHITA STATE	IP	H	R	ER	BB	SO
Green (L,11-2)	3.0*	5	4	4	3	3
D. Dreifort	4.1	3	2	2	2	1
Bluma	1.2	0	0	0	0	2

* Ogea pitched to two batters in eighth.Green pitched to one batter in fourth.

HBP-Hymel by Green.Rios and C. Moock by D. Dreifort.PB-Hymel.U-Hagler, Patch, Rosenberry, Pedersen,Lopina, Yeast. T-2:54.A-16,612.

1993 College World Series Box Scores

LSU 7, Long Beach State 1 - June 4, 1993

ROSENBLATT STADIUM - OMAHA, NEB.

LSU	AB	R	H	RBI	LONG BEACH ST.	AB	R	H	RBI
Williams, 3b	3	0	1	0	Cradle, cf	4	0	1	0
Rios, cf	4	1	0	0	Martins, 2b	3	0	1	0
Johnson, ss	5	1	3	2	Swanson, 1b	3	0	0	0
Walker, 2b	4	0	0	0	Davis, ph	1	0	0	0
Berrios, rf	4	0	1	0	Curtis, rf	3	0	0	0
Neal, dh	4	1	1	0	Smith, dh	3	0	0	0
Antonini, c	2	1	0	0	Rodriguez, ss	3	0	0	0
Huffman, pr	0	1	0	0	Davissan, lf	3	0	0	0
Berardi, c	0	0	0	0	Whatley, c	3	1	1	0
Greely, lf	4	2	2	5	Falsken, 3b	3	0	0	0
Jackson, 1b	4	0	0	0					
TOTALS	34	7	8	7	TOTALS	29	1	3	0
LSU	0	0	0	0	0	3	2	7	8
Long Beach St.	0	0	0	0	1	0	0	1	3

E-Falsken, Sirotka. DP-LSU 1, LBS 2. LOB-LSU 6, LBS 2. 2B-Cradle (13), Whatley (8), Neal (19). HR-Greely 2 (5), Johnson (8), SB-Williams (12). CS-Martins.

LSU	IP	H	R	ER	BB	SO
Sirotka (W, 11-5)	9.0	3	1	0	0	9
LONG BEACH STATE						
Choi (L, 16-2)	7.1	5	5	5	4	3
Gonzalez	0.2	1	0	0	0	0
Goldstein	0.1	1	2	2	2	1
Wise	0.2	1	0	0	0	0

WP-Choi, Gonzalez. U-Jenkins, Thompson, Garman, L'Heureux. T-2:40. A-16,963.

LSU 13, Texas A&M 8 - June 6, 1993

ROSENBLATT STADIUM - OMAHA, NEB.

TEXAS A&M	AB	R	H	RBI	LSU	AB	R	H	RBI
Harlan, lf	4	2	2	1	Williams, 3b	5	2	0	0
Harris, ss	5	1	1	1	Rios, cf	4	3	2	2
Thomas, cf	5	1	2	1	Johnson, ss	3	2	1	0
Curl, 1b	5	2	1	0	Walker, 2b	4	3	1	6
Lewis, c	5	1	1	1	Berrios, rf	5	0	1	2
Trimble, dh	1	1	1	0	Neal, dh	3	1	1	1
Minor, ph-dh	3	1	1	1	Greely, lf	3	0	2	0
Gonzalez, 2b	4	0	1	0	Cooley, pr-lf	0	0	0	0
Fedora, 3b	3	1	3	3	Antonini, c	3	1	1	0
Claybrook, rf	2	0	0	0	Jackson, 1b	4	1	1	1
Smith, ph-rf	2	0	0	0					
TOTALS	39	8	13	8	TOTALS	34	13	10	12
Texas A&M	0	0	0	2	5	1	0	0	8
LSU	0	0	0	2	4	0	1	6	x

E-Harris 2, Curl, Lewis, Greely, Moore, Walker. DP-A&M 2, LOB-A&M 14, LSU 4. 2B-Trimble (10), Harris (9), Jackson (17). HR-Walker (20). SB-Thomas (21). SF-Neal, Fedora.

TEXAS A&M	IP	H	R	ER	BB	SO
Moore	6.2	5	7	3	5	6
Clemons (L, 6-2)	1.1	5	6	6	1	0
LSU						
Laxton	4 +	7	4	4	3	4
Hunt	1.0	2	3	3	3	0
Malejko	1 +	2	1	0	0	1
Schultz (W, 7-3)	2 +	2	0	0	1	4
Rutledge	1.0	0	0	0	0	0

Laxton pitched to two batters in fifth. Malejko pitched to one batter in seventh. Schultz pitched to one batter in ninth.

HBP-Curl by Hunt, Harlan by Malejko. WP-Moore 2, Laxton, Schultz. U-Graham, Jenkins, January, Garman. T-3:43. A-18,316.

Long Beach State 10, LSU 8 - June 9, 1993

ROSENBLATT STADIUM - OMAHA, NEB.

LSU	AB	R	H	RBI	LONG BEACH ST.	AB	R	H	RBI
Williams, 3b	4	0	0	0	Cradle, cf	5	0	1	0
Rios, cf	4	1	2	1	Martins, 2b	3	2	0	0
Johnson, ss	4	1	1	0	Swanson, lf	3	2	2	1
Walker, 2b	3	1	0	0	Davis, ph-lf	1	1	1	2
Berrios, rf	5	1	1	0	Curtis, rf	4	2	2	2
Neal, dh	4	2	1	0	Liefer, dh	4	2	3	3
Greely, lf	4	1	3	2	Rodriguez, ss	5	0	1	1
Antonini, c	3	0	1	1	Smith, 1b	3	1	2	1
Jackson, 1b	4	1	1	0	Whatley, c	3	0	1	0
					Falsken, 3b	2	0	1	1
TOTALS	35	8	10	4	TOTALS	33	10	14	10

LSU 0 2 0 0 0 6 0 0 0 - 8 10 1
Long Beach St. 1 1 0 0 3 0 1 4 x - 10 14 2
E-Johnson, Martins 2. DP-LSU 2, LBS 1. LOB-LSU 8, LBS 9. 2B-Berrios (22), Greely (9), Smith (8). 3B-Greely (1). HR-Liefer (12), Davis (5), Curtis (12). SB-Rios 2 (20), Liefer (8). CS-Rios, Smith 2, Antonini. SH-Whatley. SF-Smith.

LSU	IP	H	R	ER	BB	SO
Chamberlain	4.1	6	5	4	4	2
Hunt	2.2+	4	2	2	2	1
Sirotka (L, 11-6)	1.0	4	3	3	0	0
LONG BEACH STATE						
Fontes	2.0	2	2	2	2	1
Goldstein	3.2	7	5	3	4	5
Gonzalez (W, 4-2)	3.1	1	1	0	2	4

Hunt pitched to one batter in eighth.

HBP-Falsken by Chamberlain, Liefer by Hunt. WP-Goldstein. U-Graham, January, Jenkins, Garman. T-3:28. A-13,727.

LSU 6, Long Beach State 5 - June 11, 1993

ROSENBLATT STADIUM - OMAHA, NEB.

LONG BEACH ST.	AB	R	H	RBI	LSU	AB	R	H	RBI
Cradle, cf	2	1	0	0	Williams, 3b	4	2	2	0
Martins, 2b	4	1	1	0	Rios, cf	5	2	3	3
Davis, lf	5	1	1	2	Johnson, ss	3	0	1	0
Curtis, rf	4	0	1	0	Walker, 2b	5	1	4	3
Smith, 1b	4	0	2	0	Berrios, rf	4	0	1	0
Richardson, ph	1	1	0	0	Neal, dh	4	0	2	0
Swanson, 1b	0	0	0	0	Greely, lf	4	0	0	0
Liefer, dh	4	1	2	0	Antonini, c	4	0	1	0
Whatley, c	3	0	1	0	Huffman, pr	0	1	0	0
Rodriguez, ss	3	0	0	0	Jackson, 1b	3	0	0	0
Falsken, 3b	5	0	1	1	Stocco, ph	1	0	0	0
TOTALS	35	5	9	3	TOTALS	37	6	14	6
Long Beach St.	2	0	1	0	0	0	0	2	5
LSU	0	1	0	0	0	1	1	0	3

One out when winning run scored.

E-Rios, Johnson, Sirotka, Whatley, Williams 2. DP-LBS 2, LOB-LBS 13, LSU 9. 2B-Smith 2 (10), Rios 2 (13). HR-Davis (6), Walker (21). SB-Curtis (5). CS-Cradle. SH-Whatley 2, Rodriguez 2.

LONG BEACH STATE	IP	H	R	ER	BB	SO
Fontana	6.2	10	3	3	1	3
Gonzalez (L, 4-3)	1.2	4	3	3	2	1
LSU						
Sirotka (W, 12-6)	9.0	9	5	2	6	8

WP-Gonzalez. U-January, L'Heureux, Graham, Thompson. T-3:12. A-12,388.

LSU 8, Wichita State 0 - June 12, 1993

ROSENBLATT STADIUM - OMAHA, NEB.

WICHITA STATE	AB	R	H	RBI	LSU	AB	R	H	RBI
Hall, rf	5	0	0	0	Williams, 3b	3	1	1	1
Adams, ss	4	0	1	0	Rios, cf	3	0	1	4
Taylor, cf	2	0	0	0	Johnson, ss	3	1	1	0
Smith, 1b	4	0	0	0	Walker, 2b	4	1	2	3
Dreifort, dh-p	3	0	1	0	Berrios, rf	4	0	2	0
J. Jackson, 2b	4	0	0	0	Neal, dh	4	1	1	0
Blake, 3b	3	0	0	0	Greely, lf	2	2	1	0
Tilma, lf	3	0	1	0	Huffman, lf	0	0	0	0
McCollough, c	2	0	0	0	Antonini, c	2	1	0	0
Lewallen, ph	1	0	0	0	K. Jackson, 1b	3	1	1	0
Wheeler, c	0	0	0	0					
Mills, ph	1	0	0	0					
Totals	32	0	3	0	Totals	28	8	10	8
Wichita St.	0	0	0	0	0	0	0	0	3
LSU	2	3	2	0	0	0	1	x	8

E-Greely, K. Jackson. DP-WSU 2, LOB-WSU 10, LSU 7. 2B-K. Jackson (18). HR-Walker (22). SB-Greely (3), Johnson (19). SH-K. Jackson, Williams. SF-Rios 2.

Wichita State	IP	H	R	ER	BB	SO
Wyckoff (L, 5-3)	1.1	3	5	5	3	0
Dreifort	1.2	4	2	2	2	2
Baird	5.0	3	1	1	1	4
LSU						
Laxton (W, 12-1)	9.0	3	0	0	5	16

HBP-Antonini by Dreifort. U-Garman, January, Graham, Jenkins, Thompson, L'Heureux. T-2:52. A-20,268.

1996 College World Series Box Scores

LSU 9, Wichita State 8 - June 1, 1996

ROSENBLATT STADIUM - OMAHA, NEB.

LSU	AB	R	H	RBI	WICHITA STATE	AB	R	H	RBI
Williams,ss	4	1	1	1	Young,cf	4	2	1	0
Koerner, cf	5	0	2	0	Wyckoff,lf/p	3	2	0	0
Dunn,3b	5	1	1	0	Blake,3b	6	1	1	0
Furniss,1b	4	1	0	0	McCullough,1b	4	0	1	1
Moore,1b	0	0	0	0	Ryan,dh/lf	4	0	1	1
Cooley, lf	4	1	2	0	Looper, p	0	0	0	0
Wilson,dh	5	1	1	1	Thomas,ph	1	0	0	0
Bowles,rf	2	3	1	0	Stine,rf	3	1	1	1
Lanier, c	4	1	2	5	Reese, c	5	0	0	0
Morris,2b	3	0	1	2	Sorensen,ss	4	1	2	2
					Hooper, 2b	4	0	2	0
TOTALS	36	9	11	9	TOTALS	39	8	12	8

LSU	1	1	5	0	2	0	0	0	0-9	11	4
Wichita State	0	0	1	0	2	1	1	2	1-8	12	1

E-Williams,Dunn,Esteves,McCullough. DP-LSU 1, Wichita State 1. LOB-LSU 8, Wichita State 15.2B-Morris (2),McCullough (18),Stine (22),HR-Williams (6),Lanier (5),Blake (22),Sorensen (4).SB-Cooley (16),Bowles 2(12),Young 2(68),Ryan (3).CS-Young,SF-Morris,Stine

LSU	IP	H	R	ER	BB	SO
Yarnall (W, 12-1)	5.2	9	4	3	5	5
Esteves	0.2	0	1	0	1	0
Demouy	0.2+	2	2	2	1	1
Coogan	1.0+	1	1	1	2	2
Shipp (S, 1)	1.0	0	0	0	1	1

WICHITA STATE	IP	H	R	ER	BB	SO
Baird (L,7-6)	2.2	5	6	2	3	3
Bauer	3.0	5	3	3	2	2
Wyckoff	3.0	1	0	0	2	6
Looper	0.1	0	0	0	0	1

Demouy pitched to two batters in the 8th.Coogan pitched to two batters in the 9th.
WP-Shipp. PB-Reese. U-Christal,McKinney, Graham,Thompson. T-3:54.A-22,154.

LSU 9, Florida 4 - June 3, 1996

ROSENBLATT STADIUM - OMAHA, NEB.

FLORIDA	AB	R	H	RBI	LSU	AB	R	H	RBI
D. Eckstein,2b	5	1	2	1	Williams,ss	3	1	0	0
Ellis,3b	3	0	0	0	Koerner, cf	3	1	1	3
Rigdon, p	0	0	0	0	Dunn,3b	5	1	1	1
Medina,ph	1	0	0	1	Furniss,1b	3	0	1	0
Roll, p	0	0	0	0	Moore,1b	0	0	0	0
Wilkerson,rf/p	4	0	1	0	Cooley, lf	5	1	2	2
Hazzard,dh/1b	4	0	2	0	Wilson,dh	4	0	0	0
Tamargo,ss	5	0	0	0	Bowles,rf	3	2	2	1
Castaldo, c	4	0	0	0	Lanier, c	3	2	2	1
Duncan,1b	2	1	1	0	Morris,2b	4	1	2	1
Walsh,rf	1	0	0	0					
R.Eckstein,3b	2	1	1	0					
Chism,cf	4	1	2	0					
Ogle,lf	2	0	0	0					
TOTALS	37	4	9	2	TOTALS	33	9	11	9

Florida	1	2	0	0	0	0	0	1	0-	4	9	1
LSU	0	2	0	2	0	3	2	x-	9	11	5	

E-Ellis, Williams,Dunn,Furniss,Laxton 2. DP-Florida 1,LSU 1.LOB-Florida 12,LSU 8. 2B-Lanier. 3B-Lanier. HR-D. Eckstein (9), Koerner (12),Cooley (14),Bowles (22).SB-Wilkerson (14),Chism (13), Williams (7),Morris (4).CS-Williams.S-Ogle.SF-Koerner.

FLORIDA	IP	H	R	ER	BB	SO
Rodriguez (L,4-1)	3.0+	7	4	4	1	0
Wilkerson	3.2	3	3	3	3	3
Rigdon	0.1	0	0	0	1	0
Roll	1.0	1	2	2	2	0

LSU	IP	H	R	ER	BB	SO
Laxton (W, 8-2)	5.1	6	3	1	4	4
Shipp (S, 2)	3.2	3	1	0	1	4

Rodriguez pitched to two batters in the fourth.
WP-Roll, Wilkerson.U-Christal,McKinney, Jones,Gillmore. T-3:38.A-13,000.

LSU 2, Florida 1 - June 6, 1996

ROSENBLATT STADIUM - OMAHA, NEB.

FLORIDA	AB	R	H	RBI	LSU	AB	R	H	RBI
D. Eckstein,2b	5	0	1	1	Williams,ss	4	0	0	0
Ellis,3b	3	0	1	0	Koerner, cf	4	0	1	0
Wilkerson,rf	4	0	2	0	Dunn,3b	4	1	1	0
Hazzard,dh	4	0	1	0	Furniss,1b	4	1	1	0
Tamargo,ss	4	0	1	0	Moore,1b	0	0	0	0
Castaldo, c	3	0	1	0	Cooley, lf	3	0	1	0
Duncan,1b	2	1	0	0	Wilson,dh	3	0	0	1
Haught,lf	2	0	0	0	Bowles,rf	4	0	1	1
Ogle,lf	1	0	0	0	Lanier, c	3	0	0	0
Chism,cf	3	0	0	0	Morris,2b	2	0	0	0
Walsh,ph	1	0	0	0					
TOTALS	32	1	7	1	TOTALS	31	2	5	2

Florida	0	0	0	0	1	0	0	0	0-1	7	3
LSU	0	1	0	0	0	1	0	0	x-2	5	1

E-Wilkerson,Duncan,Haught,Yarnall. LOB-Florida 9,LSU 9.2B-Castaldo, Koerner. CS-Hazzard,Duncan.

FLORIDA	IP	H	R	ER	BB	SO
Kaufman (L,11-5)	5.1	4	2	1	1	6
Rigdon	2.2	1	0	0	1	1

LSU	IP	H	R	ER	BB	SO
Yarnall (W, 11-1)	7.2	7	1	1	5	8
Coogan	0.1	0	0	0	0	0
Demouy	0.1	0	0	0	0	0
Esteves (S, 2)	0.2	0	0	0	0	0

HBP-Morris by Kaufman, Wilson by Kaufman.U-Gillmore,Graham,McKinney, Thompson. T-3:06.A-17,212.

LSU 9, Miami 8 - June 8, 1996

ROSENBLATT STADIUM - OMAHA, NEB.

MIAMI	AB	R	H	RBI	LSU	AB	R	H	RBI
Grimmett,cf	3	2	0	0	Williams,ss	4	0	1	0
Gomez,2b	5	1	3	0	Koerner, cf	4	1	2	2
Burrell,3b	4	1	1	1	Dunn,3b	4	1	2	2
Rivero,rf/lf	3	1	1	1	Furniss,1b	4	0	2	1
DeCelle,lf	4	0	2	3	Cooley, lf	5	0	1	0
Moore,rf	0	0	0	0	Wilson,dh	5	1	1	0
Marcinczyk,1b	5	2	2	0	Bowles,rf	5	0	2	0
Cora,ss	5	0	3	3	Lanier, c	3	2	1	0
Saggese,dh	5	0	2	0	Morris,2b	4	4	3	2
Gargiulo, c	3	1	0	0					
TOTALS	37	8	14	8	TOTALS	38	9	15	7

Miami	2	0	0	0	3	2	0	0	1-8	14	2
LSU	0	0	3	0	0	0	2	2	2-9	15	2

Two outs,1 runner on when game ended.

E-Burrell,Rivero,Dunn,Furniss. LOB-Miami 9,LSU 10. 2B-Marcinczyk,Cora,Saggese, Wilson,Bowles,Morris.3B-Cora.HR-Morris (1).SB-Gomez (28), Koerner (24),Lanier (2). CS-Koerner. S-Grimmett,Morris.SF-Burrell,Rivero,DeCelle, Koerner, Dunn.

MIAMI	IP	H	R	ER	BB	SO
Arteaga	6.2	10	5	3	2	7
Morrison (L,4-2)	2.0	5	4	4	2	2

LSU	IP	H	R	ER	BB	SO
Shipp	5.2	11	7	5	3	3
Coogan (W, 6-0)	3.1	3	1	1	0	1

WP-Morrison.U-Graham,Christal,McKinney, Thompson,Gillmore, Jones. T-3:19.A-23,905.

1997 College World Series Box Scores

LSU 5, Rice 4 - May 30, 1997

ROSENBLATT STADIUM - OMAHA, NEB.

RICE (47-15)					LSU (54-13)							
	AB	R	H	RBI		AB	R	H	RBI			
Richards,2b	4	0	1	0	Higgins,dh	3	0	0	0			
Cathey, ss	5	0	0	0	Barbier, 2b	2	1	1	0			
Berkman,1b	4	1	1	0	Larson,ss	4	1	1	2			
Crosby, cf	4	1	0	0	Furniss,1b	3	2	2	0			
Ford,rf	3	1	1	1	Koerner, cf	4	1	1	1			
McLaughlin, c	4	1	2	0	McClure,3b	3	0	1	0			
Berg,dh	3	0	1	1	Bernhardt,rf	3	0	3	1			
Baker, 3b	3	0	2	2	Witten,pr/rf	0	0	0	1			
Savarino,l f	3	0	0	0	Davis,l f	3	0	0	0			
Mathews,ph	1	0	0	0	Horton, c	3	0	0	0			
TOTALS	34	4	8	4	TOTALS	28	5	9	5			
Rice	0	1	0	0	0	2	0	1	0-	4	8	1
LSU	0	1	0	1	0	0	0	3	x-	5	9	1

E—Richards,Larson. DP—Rice 4,LSU 1. LOB—Rice 7,LSU 5. 2B—Furniss. 3B—Berkman. HR—Larson (38). SB—Ford 2 (12),Higgins (7). S—Ford. SF—Witten.

RICE	IP	H	R	ER	BB	SO
Nichols	6	7	2	2	3	0
Anderson (L,10-2)	2	2	3	2	2	2

LSU	IP	H	R	ER	BB	SO
Thompson	6	6	3	3	2	9
Demouy (W, 6-1)	3	2	1	0	0	2

Nichols faced one batter in the 7th.

WP—Nichols,Anderson,Thompson. PB—Horton 2. HBP—Baker by Thompson. U—Hernandez,Rodriguez,Davis,Magnusson. T—2:31. A—20,551.

LSU 10, Stanford 5 - June 1, 1997

ROSENBLATT STADIUM - OMAHA, NEB.

LSU (55-13)	AB	R	H	RBI	STANFORD (44-19)	AB	R	H	RBI			
Higgins,dh	3	1	1	0	Kilburg,lf	3	1	0	0			
Polozola,ph	1	0	0	0	Muth,rf	4	0	1	1			
Barbier, 2b	4	0	0	0	Hochgesang,3b	4	0	0	0			
Larson,ss	5	3	3	3	Schaeffer, c	4	0	1	2			
Furniss,1b	4	3	2	2	Gall,dh	3	1	1	0			
Koerner, cf	5	0	2	1	Gerut,cf	4	1	1	0			
McClure,3b	4	0	0	1	Quaccia,1b	4	0	1	1			
Bernhardt,rf	4	0	1	0	Schrager, 2b	2	1	1	1			
Witten,rf	0	0	0	0	Clark,ph	1	0	0	0			
Davis,lf	4	2	1	1	Pecci,ss	3	1	1	0			
Earnhart, c	3	1	2	2								
Cresse,ph/c	1	0	0	0								
TOTALS	38	10	12	10	TOTALS	32	5	7	5			
LSU	3	0	0	2	2	0	2	1	0-	10	12	1
Stanford	0	0	0	0	2	0	0	3	0-	5	7	0

E—Larson. DP—LSU 1. LOB—LSU 4,Stanford 3. 2B—Koerner 2,Bernhardt,Gerut. HR—Larson 2 (40),Furniss (17),Davis (16),Earnhart (6). SB—Larson (9), Koerner (16). CS—Kilburg. SF—Schrager.

LSU	IP	H	R	ER	BB	SO
Coogan (W, 14-3)	7.1	6	5	3	1	6
Daugherty	1.2	1	0	0	0	0

STANFORD	IP	H	R	ER	BB	SO
Peterson (L,11-3)	5	9	7	7	1	4
Cogan	3	3	3	3	1	2
Koons	1	0	0	0	0	1

WP—Coogan. HBP—Barbier by Peterson,Kilburg by Coogan. U—Davis,Mascorro, Hernandez,Garman. T—2:42. A—23,867.

LSU 13, Stanford 9 - June 4, 1997

ROSENBLATT STADIUM - OMAHA, NEB.

STANFORD (45-20)					LSU (56-13)							
	AB	R	H	RBI		AB	R	H	RBI			
Kilburg,lf/rf	3	2	1	1	Higgins,dh	3	2	0	0			
Muth,rf	4	2	3	0	Barbier, 2b	3	2	2	2			
Clark,ph/lf	1	0	0	0	Larson,ss	4	1	1	0			
Salter, ph	1	0	0	0	Furniss,1b	3	2	1	2			
Hochgesang,3b	5	1	3	5	Koerner, cf	3	3	2	5			
Quaccia,1b	5	0	1	0	McClure,3b	3	0	0	1			
Gall,dh	4	0	1	0	Cuntz,ph/3b	2	0	0	0			
Gerut,cf	5	1	2	0	Bernhardt,rf	2	2	1	1			
Schaeffer, c	4	1	0	0	Witten,rf	1	0	0	0			
Schrager, 2b	4	0	1	1	Davis,lf	3	1	1	0			
Pecci,ss	5	2	4	1	Earnhart, c	4	0	1	1			
TOTALS	41	9	16	8	TOTALS	31	13	9	12			
Stanford	0	0	0	0	4	0	3	0	2-	9	16	1
LSU	0	2	4	1	4	0	0	2	x-	13	9	1

E—Hutchinson,Larson. DP—LSU 2. LOB—Stanford 11,LSU 6. 2B—Gall,Schrager, Davis. HR—Hochgesang (17), Koerner 2 (22). SB—Barbier (4), Koerner (17),Davis (12), Earnhart (7). SF—Koerner, Bernhardt.

STANFORD	IP	H	R	ER	BB	SO
Hutchinson (L,8-4)	2	2	6	5	4	4
Cogan	2	3	2	2	1	1
Peterson	4	4	5	5	2	7

LSU	IP	H	R	ER	BB	SO
Thompson	4.1	8	4	4	1	3
Demouy	2	5	3	2	0	0
Shipp	0.2	0	0	0	2	1
Painich	0.1	0	0	0	1	0
Berthelot (W, 7-3)	1.1	1	1	1	0	3
Daugherty	0	2	1	1	0	0
Coogan (S, 3)	0.1	0	0	0	1	1

Cogan faced one batter in the 5th. Shipp faced one batter in the 8th. Daugherty faced three batters in the 9th.

WP—Demouy. HBP—Bernhardt by Hutchinson,Larson by Hutchinson,Higgins by Cogan,Schaeffer by Daugherty. U—Rodriguez,Mascorro,Hernandez,Garman. T—3:18. A—22,218.

LSU 13, Alabama 6 - June 7, 1997

ROSENBLATT STADIUM - OMAHA, NEB.

ALABAMA (56-14)	AB	R	H	RBI	LSU (57-13)	AB	R	H	RBI			
Tidwell,cf	3	2	2	0	Higgins,dh	4	1	2	3			
Caruso,2b	4	1	3	4	Barbier, 2b	5	1	1	0			
Phillips,3b	5	0	1	0	Larson,ss	6	1	2	3			
Mohr, rf	4	0	1	0	Furniss,1b	5	1	3	0			
Keller, lf	4	1	0	0	Koerner, cf	6	2	2	1			
Frick, c	5	1	1	0	McClure,3b	3	1	0	0			
Tucker, 1b	4	0	1	2	Bernhardt,rf	4	3	3	3			
Peer, dh	4	1	1	0	Witten,rf	0	0	0	0			
Duncan,ss	4	0	1	0	Davis,lf	4	1	1	3			
					Earnhart, c	2	0	0	0			
					Horton, c	1	2	1	0			
TOTALS	39	6	11	6	TOTALS	40	13	15	13			
Alabama	0	0	2	2	0	0	2	0-	6	11	3	
LSU	6	3	0	0	0	2	1	1	x-	13	15	1

E—Caruso,Duncan,Henderson,McClure. DP—Alabama 1,LSU 1. LOB—Alabama 9, LSU 13. 2B—Caruso,Phillips,Tucker,Peer,Bernhardt,Davis. HR—Caruso (15),Higgins (11),Bernhardt (17). SB—Caruso (13).

ALABAMA	IP	H	R	ER	BB	SO
Daniel (L,5-1)	0.2	5	5	4	0	0
Kingrey	3.2	5	4	0	6	4
Henderson	2.1	4	3	2	1	4
Hurst	1.1	1	1	1	2	2

LSU	IP	H	R	ER	BB	SO
Coogan	4.1	6	4	4	1	8
Thompson (W, 12-3)	4.2	5	2	2	1	7

WP—Coogan 3,Thompson. PB—Earnhart,Horton. HBP—Keller by Coogan,McClure by Henderson. U—Davis,Garman,Magnusson,Hernandez,Mascorro,Rodriguez. T—3:15. A—24,401.

2000 College World Series Box Scores

LSU 13, Texas 5

JUNE 10, 2000 – ROSENBLATT STADIUM, OMAHA, NEB.

TEXAS 5 (46-20)	AB	R	H	RBI	LSU 13 (49-17)	AB	R	H	RBI
West,ss	4	1	0	0	Theriot,ss	5	2	2	0
Nicholson,2b	4	2	2	1	Fontenot,2b	4	2	3	2
Emond,cf	4	0	1	1	Cresse, c	3	1	0	1
Anderson, c	3	1	1	2	Jorgensen, c	0	0	0	0
Hubele,dh	3	0	0	0	Hawpe,1b	4	2	1	1
France,ph	1	0	0	0	Barbier, 3b	4	3	3	4
Ontiveros,1b	4	2	2	0	Pontiff,dh	3	1	2	1
Brooks,3b	3	0	1	0	Harris,cf	5	1	2	2
Houser, ph	1	0	0	0	Witten,lf	5	0	1	2
Pumo,lf	3	0	1	0	Wright,rf	4	1	0	0
Carmichael,ph	1	0	1	0					
TOTALS	35	5	9	5	TOTALS	37	13	14	13
Texas	0	1	0	0	1	1	0	2	0 -- 5 9 1
LSU	4	1	0	0	1	6	1	0	x -- 13 14 1

E—West (10),Jorgensen (5).DP-LSU 1.LOB-Texas 5,LSU 7.2B-Emond (11),Ontiveros (22),Theriot (14),Fontenot (12),Hawpe (36),Barbier (14),Witten (15).HR-Anderson (1), Fontenot (17),Barbier 2 (8).SB-West (23),Theriot (7).SF-Anderson (5),Cresse (5).

TEXAS	IP	H	R	ER	BB	SO
Hale (L,12-6)	5.2	10	8	7	3	4
Tomlinson	0	0	3	3	3	0
Clark	2.1	4	2	2	0	2

LSU	IP	H	R	ER	BB	SO
Tallet (W, 15-3)	7.1	8	5	5	1	2
Gomez	1.2	1	0	0	0	2

Tomlinson faced three batters in the 6th

WP—Tallet (12).Umpires - Al Davis,David Wiley, Scott Graham, Joe Burleson. Start: 6:07 p.m. Time: 3:03 Att.-23975

LSU 10, Southern California 4

JUNE 12, 2000—ROSENBLATT STADIUM, OMAHA, NEB.

LSU 10 (50-17)	AB	H	R	RBI	USC 4 (44-19)	AB	H	R	RBI
Theriot,ss	5	3	3	3	Davidson,ss	4	0	1	1
Fontenot,2b	4	2	1	0	Garibaldi,rf	3	0	1	0
Cresse, c	3	0	0	0	Gemoll,3b	4	1	1	0
Hawpe,1b	5	2	3	6	Craig, c	4	1	1	2
Barbier, 3b	3	0	0	1	Lunetta,2b	4	0	0	0
Pontiff,dh	4	0	0	0	Persell,dh	4	0	2	0
Harris,cf	5	1	1	0	Concepcion,1b	4	1	1	1
Witten,lf	5	1	1	0	Barre,cf		2	1	0 0
Wright,rf	2	1	0	0	Peavey, ph	0	0	0	0
Thibodeaux,ph	0	0	0	0	Montanez,lf	3	0	0	0
McBride,rf	0	0	0	0					
TOTALS	36	10	9	10	TOTALS	32	4	7	4
LSU	0	0	0	0	0	3	2	5	0 -- 10 9 0
USC	0	0	0	2	1	0	1	0	0 -- 4 7 4

E—Gemoll (9),Lunetta (13),Prior 2 (1).DP-USC 1.LOB-LSU 7,USC 5.HR-Hawpe 2 (11),Craig (18),Concepcion (8).SH Thibodeaux (1),Montanez (4).

LSU	IP	H	R	ER	BB	SO
Saxon	3	3	2	2	1	4
Hodges (W, 4-2)	6	4	2	2	1	3

USC	IP	H	R	ER	BB	SO
Prior (L,10-7)	6.2	4	5	5	3	7
Flores	0.2	3	2	2	1	0
Petke	0	1	1	1	0	0
Todd	0	0	1	1	1	0
Montrenes	0.2	1	1	1	0	2
Bannister	1	0	0	0	0	0

Saxon faced two batters in the 4th. Petke faced one batter in the 8th. Todd faced one batter in the 8th.

BK-Hodges.HBP-by Prior (Barbier), by Prior (Pontiff), by Hodges (Peavey).Umpires - Scott Graham,Al Davis,David Wiley, Dan Mascorro. Start - 2:08 p.m. Time - 3:09 Att. - 16000

LSU 6, Florida State 3

JUNE 15, 2000—ROSENBLATT STADIUM, OMAHA, NEB.

FLA. ST. 3 (53-19)	AB	H	R	RBI	LSU 6 (51-17)	AB	H	R	RBI
Smith,rf	5	1	2	0	Theriot,ss	4	0	1	0
Griffin,lf	4	0	2	2	Fontenot,2b	2	2	1	0
McDougall,2b	4	0	2	0	Cresse, c	4	1	1	0
Barthelemy, 1b	5	0	1	0	Hawpe,1b	3	2	2	2
Jernigan,cf	2	1	0	0	Barbier, 3b	3	0	1	1
Balet,3b	4	0	1	0	Pontiff,dh	4	0	0	0
Halliday, dh	3	0	0	0	Harris,cf	4	0	1	2
Futrell,ph	1	0	0	0	Witten,lf	3	0	0	0
Boyd,ph	1	0	0	0	Wright,rf	3	1	2	1
Groves,ss	3	0	1	1					
McCaleb, c	1	1	0	0					
TOTALS	33	3	9	3	TOTALS	30	6	9	6
Florida State	0	0	0	0	0	1	0	2	0 -- 3 9 0
LSU	1	0	0	1	1	0	0	3	x -- 6 9 1

E—Barbier (17).DP-FSU 1,LSU 2.LOB-FSU 13,LSU 4.2B-Smith (28), McDougall (23), Cresse (21).HR-Hawpe (12),Wright (4).SB-Jernigan (14), Fontenot (8).CS-Barbier (3), Wright (3).

FLORIDA STATE	IP	H	R	ER	BB	SO
Varnes (L,11-4)	7.1	8	6	6	3	2
Lynch	0.1	1	0	0	0	1
Whidden	0.1	0	0	0	0	0

LSU	IP	H	R	ER	BB	SO
Gomez	5.1	6	1	1	4	3
Brian	0.2	0	0	0	1	0
Youman	1.2	3	2	2	1	1
Guidry (W, 1-2)	0.2	0	0	0	2	0
Hodges (S, 2)	0.2	0	0	0	0	1

WP—Youman (4).PB-Cresse (4).BK-Gomez (2).HBP-by Gomez (Jernigan), by Youman (Jernigan), by Varnes (Barbier).Umpires - Tony Maners, Joe Burleson,Al Davis,David Wiley. Start - 6:22 p.m. Time - 3:09 Att.- 19209

LSU 6, Stanford 5

JUNE 17, 2000—ROSENBLATT STADIUM, OMAHA, NEB.

STANFORD 5 (50-16)	AB	H	R	RBI	LSU 6 (52-17)	AB	H	R	RBI
Thompson,1b	5	1	3	4	Theriot,ss	5	1	1	1
Bruntlett,ss	4	0	1	0	Fontenot,2b	3	0	1	0
Muth,cf	4	0	0	0	Cresse, c	3	0	1	1
Gall,3b	5	0	2	1	Hawpe,1b	3	0	0	0
Borchard,rf	4	0	0	0	Barbier, 3b	3	1	1	1
O'Riordan,2b	5	1	2	0	Pontiff,dh	3	2	1	0
Topham,lf	5	1	2	0	Harris,cf	4	1	1	1
VanZandt,dh	4	0	1	0	Witten,lf	3	1	2	2
Alvarado, c	3	2	2	0	Wright,rf	3	0	0	0
TOTALS	39	6	11	6	TOTALS	40	13	15	13
Stanford	0	0	0	4	0	1	0	0	0 - 5 13 0
LSU	0	2	0	0	0	0	0	3	1 - 6 8 0

DP-Stanford 1.LOB-Stanford 11,LSU 9.2B-Thompson (21),VanZandt (6), Fontenot (13), Pontiff (20).HR-Thompson (12),Barbier (9), Witten (7).SB-Bruntlett (11).CS-O'Riordan (1).SH-Wright (2).

STANFORD	IP	H	R	ER	BB	SO
Young	4	4	2	2	1	2
Wayne (L,15-4)	4	4	4	4	3	7

LSU	IP	H	R	ER	BB	SO
Tallet	5	11	5	5	1	4
Hodges (W, 5-2)	4	2	0	0	1	4

BK-Hodges (4).HBP-by Young (Cresse), by Tallet (Alvarado), by Young (Witten), by Hodges (Borchard), by Wayne (Barbier), by Wayne (Fontenot).Umpires - Scott Graham,Al Davis, Joe Burleson,Dan Mascorro, Tony Maners,David Wiley. Start - 1:40 p.m. Time - 3:42 Att. - 24282



RECORDS

All-Time Statistical Leaders

*Bold Letters Indicate SEC Records

HITS

Season

- 1.110 — Brandon Larson (289 AB) 1997
- 2.109 — Todd Walker (276 AB) 1993
- 3.106 — Wes Grisham (291 AB) 1989
- 106 — Brad Cresse (273 AB) 2000
- 5.104 — Brad Hawpe (287 AB) 2000
- 6.103 — Mike Fontenot (292 AB) 2000
- 7.101 — Todd Walker (257 AB) 1994
- 8.100 — Todd Walker (250 AB) 1992
- Wes Grisham (278 AB) 1990
10. 98 — Eddy Furniss (259 AB) 1997

Career

1. **352 — Eddy Furniss (948 AB) 1995-98**
2. 327 — Jason Williams (1019 AB) 1993-96
3. 310 — Todd Walker (783 AB) 1992-94
4. 307 — Blair Barbier (1000 AB) 1997-2000
5. 278 — Tookie Johnson (900 AB) 1988-91
6. 273 — Brad Cresse (842 AB) 1997-2000
7. 269 — Russ Johnson (733 AB) 1992-94
8. 255 — Ryan Theriot (783 AB) 1999-01
9. 251 — Chad Cooley (824 AB) 1993-96
10. 234 — Trey McClure (778 AB) 1996-99

RUNS

Season

1. 95 — Nathan Dunn (257 AB) 1996
2. 93 — Mike Fontenot (292 AB) 2000
3. 85 — Todd Walker (276 AB) 1993
- Eddy Furniss (236 AB) 1998
5. 83 — Russ Johnson (259 AB) 1993
6. 82 — Brandon Larson (289 AB) 1997
- Blair Barbier (252 AB) 1997
8. 79 — Jason Williams (268 AB) 1996
9. 78 — Lyle Mouton (248 AB) 1991
10. 77 — Todd Walker (257 AB) 1994
- Eddy Furniss (259 AB) 1997

Career

1. **270 — Jason Williams (1019 AB) 1993-96**
2. 261 — Eddy Furniss (948 AB) 1995-98
3. 260 — Blair Barbier (1000 AB) 1997-2000
4. 234 — Todd Walker (783 AB) 1992-94
5. 216 — Russ Johnson (733 AB) 1992-94
6. 211 — Tookie Johnson (900 AB) 1988-91
7. 206 — Armando Rios (568 AB) 1991-93
8. 205 — Brad Cresse (842 AB) 1997-2000
9. 200 — Trey McClure (778 AB) 1996-99
- 10.195 — Jeremy Witten (633 AB) 1997-2000

RUNS BATTED IN

Season

1. **118 — Brandon Larson (289 AB) 1997**
- 2.106 — Brad Cresse (273 AB) 2000
- 3.103 — Eddy Furniss (238 AB) 1996
- 4.102 — Todd Walker (276 AB) 1993
5. 90 — Brad Cresse (232 AB) 1998
6. 85 — Wes Grisham (291 AB) 1989
7. 84 — Trey McClure (240 AB) 1998
- 84 — Brad Hawpe (287 AB) 2000
9. 82 — Jeff Leamont (257 AB) 1999
10. 81 — Nathan Dunn (257 AB) 1996

Career

1. **308 — Eddy Furniss (948 AB) 1995-98**
2. 257 — Brad Cresse (842 AB) 1997-2000
3. 246 — Todd Walker (783 AB) 1992-94
4. 202 — Trey McClure (778 AB) 1996-99
5. 199 — Blair Barbier (1000 AB) 1997-2000
6. 182 — Chad Cooley (824 AB) 1993-96
7. 181 — Russ Johnson (733 AB) 1992-94
8. 172 — Albert Belle (585 AB) 1985-87
9. 167 — Tookie Johnson (900 AB) 1988-91
- 10.157 — Wes Grisham (569 AB) 1989-90

BATTING AVERAGE (Min. 2 at bats per team game)

Season

1. .410 — Russ Johnson (96-for-234) 1994
2. .403 — Eddy Furniss (95-for-236) 1998
3. .400 — Todd Walker (100-for-250) 1992
4. .395 — Todd Walker (109-for-276) 1993
- Mike Nunnally (32-for-81) 1971
6. .393 — Todd Walker (101-for-257) 1994
7. .390 — Gene Murphy (23-for-59) 1951
8. .388 — Al White (38-for-98) 1958
- Brad Cresse (106-for-273) 2000
- 10..381 — Billy Hanna (24-for-63) 1951
- Brandon Larson (110-for-289) 1997

Career

1. .396 — Todd Walker (310-for-783) 1992-94
2. .371 — Eddy Furniss (352-for-948) 1995-98
3. .367 — Russ Johnson (269-for-733) 1992-94
4. .362 — Wes Grisham (206-for-569) 1989-90
5. .353 — Mark Cooper (101-for-286) 1983-84
- Lyle Mouton (149-for-422) 1990-91
7. .351 — Brad Hawpe (142-for-404) 1999-00
8. .350 — Jeff Yurtin (138-for-394) 1985-86
9. .347 — Mike Fontenot (178-for-513) 2000-01
10. .343 — Jerry Marchand (47-for-137) 1952-53

DOUBLES

Season

1. **36 — # Brad Hawpe (287 AB) 2000**
- 2.27 — Eddy Furniss (236 AB) 1998
- 3.26 — Russ Johnson (234 AB) 1994
- Wes Grisham (291 AB) 1989
- 5.25 — Eddy Furniss (259 AB) 1997
- Bryan Moore (241 AB) 2001
- 7.24 — Chad Cooley (260 AB) 1995
- Jeff Yurtin (216 AB) 1986
- 9.23 — Blair Barbier (252 AB) 1997
- Todd Walker (257 AB) 1994
- Craig Cala (264 AB) 1989
- Wes Grisham (278 AB) 1990
- Keith Osik (268 AB) 1990
- Rich Cordani (273 AB) 1990
- Johnny Tellechea (262 AB) 1991

Career

1. **87 — Eddy Furniss (948 AB) 1995-1998**
2. 62 — Blair Barbier (1000 AB) 1997-2000
3. 61 — Todd Walker (783 AB) 1992-94
4. 60 — Russ Johnson (733 AB) 1992-94
- Chad Cooley (824 AB) 1993-96
6. 59 — Jason Williams (1019 AB) 1993-96
7. 49 — Brad Cresse (842 AB) 1997-2000
8. 44 — Wes Grisham (569 AB) 1989-90
- Brad Hawpe (404 AB) 1999-2000
- Keith Osik (675 AB) 1988-90

- also NCAA Record

TRIPLES

Season

- 1.11 — Todd Walker (276 AB) 1993
2. 8 — Roger Sigler (59 AB) 1954
3. 7 — Mark Howie (162 AB) 1983
4. 6 — Mike Klostermeyer (235 AB) 1995
- Manny Mantrana (172 AB) 1984
- John Morse (189 AB) 1983
- Wes Grisham (291 AB) 1989
- Rich Cordani (273 AB) 1990
- Mike Neal (213 AB) 1993
10. 5 — Scott Bethea (273 AB) 1990
- Matt Gruver (188 AB) 1989
- Albert Belle (243 AB) 1986
- Jeff Yurtin (216 AB) 1986
- George Morgan (159 AB) 1984
- Chip Moses (198 AB) 1982
- Jeff Harrell (189 AB) 1979
- John Morse (180 AB) 1982
- Bill Bright (122 AB) 1970
- Bob Loftin (88 AB) 1958
- Jerry Marchand (70 AB) 1953
- Gene Murphy (69 AB) 1948

Career

1. 15 — Todd Walker (783 AB) 1992-94
2. 11 — Albert Belle (585 AB) 1985-87
- Mark Howie (419 AB) 1982-84
- John Morse (369 AB) 1982-83
- Tony Troups (372 AB) 1973-76
6. 10 — Russ Johnson (733 AB) 1992-94
- Mike Saab (518 AB) 1980-83
- Wes Grisham (569 AB) 1989-90
9. 9 — Roger Sigler (262 AB) 1954-57
- Jeff Harrell (383 AB) 1979-81
- Tookie Johnson (900 AB) 1988-91
- Rich Cordani (513 AB) 1990-91
- Ryan Theriot (783 AB) 1999-01

HOME RUNS

Season

1. **40 — Brandon Larson (289 AB) 1997**
2. 30 — Brad Cresse (273 AB) 2000
3. 29 — Brad Cresse (232 AB) 1998
4. 28 — Eddy Furniss (236 AB) 1998
5. 27 — Trey McClure (240 AB) 1998
6. 26 — Eddy Furniss (238 AB) 1996
7. 25 — Gary Hymel (245 AB) 1991
8. 22 — Todd Walker (276 AB) 1993
- Justin Bowles (232 AB) 1996
- Mike Koerner (273 AB) 1997

Career

1. **80 — Eddy Furniss (948 AB) 1995-98**
2. 78 — Brad Cresse (842 AB) 1997-2000
3. 59 — Trey McClure (778 AB) 1996-99
4. 52 — Todd Walker (783 AB) 1992-94
5. 49 — Albert Belle (585 AB) 1985-87
6. 46 — Blair Barbier (1000 AB) 1997-2000
7. 40 — Mike Koerner (671 AB) 1995-97
- Brandon Larson (289 AB) 1997
9. 36 — Nathan Dunn (481 AB) 1994-96
- 10.35 — Gary Hymel (476 AB) 1988-91

All-Time Statistical Leaders

TOTAL BASES

Season

- 1. 250 — Brandon Larson (289 AB) 1997**
2. 217 — Brad Cresse (273 AB) 2000
3. 214 — Todd Walker (276 AB) 1993
4. 212 — Eddy Furniss (236 AB) 1998
5. 201 — Wes Grisham (291 AB) 1989
6. 190 — Eddy Furniss (238 AB) 1996
7. 184 — Mike Koerner (273 AB) 1997
8. 182 — Nathan Dunn (257 AB) 1996
9. 181 — Russ Johnson (234 AB) 1994
10. 180 — Todd Walker (257 AB) 1994

Career

- 1. 689 — Eddy Furniss (948 AB) 1995-98**
2. 557 — Todd Walker (783 AB) 1992-94
3. 556 — Brad Cresse (842 AB) 1997-2000
4. 517 — Blair Barbier (1000 AB) 1997-2000
5. 470 — Jason Williams (1019 AB) 1993-96
6. 461 — Trey McClure (778 AB) 1996-99
7. 445 — Russ Johnson (733 AB) 1992-94
8. 419 — Chad Cooley (824 AB) 1993-96
9. 392 — Albert Belle (585 AB) 1985-87
10. 389 — Mike Koerner (671 AB) 1995-97

STOLEN BASES

Season

- 42 — Rob Hartwig (67 games) 1987
- 34 — Jeff Reboulet (56 games) 1985
- 33 — Ron Lim (66 games) 1989
- 31 — Rob Hartwig (54 games) 1986
- 28 — Josh Dalton (67 games) 1998
- 26 — Russ Johnson (66 games) 1994
- 25 — Larry Wright (48 games) 1975
- 24 — Jeff Reboulet (69 games) 1986
- Burke Broussard (66 games) 1986
- Ron Lim (66 games) 1990
- Scott Bethea (73 games) 1990
- Mike Koerner (65 games) 1996
- Josh Dalton (65 games) 1999

Career

- 73 — Rob Hartwig (121 games) 1986-87
- 67 — Larry Wright (174 games) 1975-78
- 61 — Russ Johnson (200 games) 1992-94
- 58 — Jeff Reboulet (125 games) 1985-86
- 57 — Ron Lim (132 games) 1989-90
- 53 — Chad Cooley (235 games) 1993-96
- 52 — Josh Dalton (132 games) 1998-99
- 51 — Todd Walker (203 games) 1992-94
- Andy Galy (217 games) 1985-88
- 50 — Mike Sonderegger (137 games) 1970-73

WALKS RECEIVED

Season

- 77 — Andy Galy (221 AB) 1987
- 72 — Eddy Furniss (236 AB) 1998
- 67 — Russ Johnson (234 AB) 1994
- Russ Johnson (259 AB) 1993
- 64 — Armando Rios (235 AB) 1993
- 62 — Mike Bianco (249 AB) 1989
- 60 — Craig Cala (264 AB) 1989
- 58 — Eddy Furniss (259 AB) 1997
- 57 — Trey McClure (229 AB) 1999
- Ryan Theriot (275 AB) 2000

Career

- 191 — Eddy Furniss (948 AB) 1995-98
- 164 — Jason Williams (1019 AB) 1993-96
- 163 — Russ Johnson (733 AB) 1992-94
- Trey McClure (778 AB) 1996-99
- 157 — Blair Barbier (1000 AB) 1997-2000
- Ryan Theriot (783 AB) 1999-01
- 145 — Andy Galy (491 AB) 1985-88
- 144 — Steve Bollman (554 AB) 1975-79
- 143 — Armando Rios (568 AB) 1991-93
- 10.139 — Todd Walker (783 AB) 1992-94

PITCHING VICTORIES

Season

- 17 — Paul Byrd (29 App) 1990
- 15 — Curtis Leskanic (29 App) 1989
- Brian Tallet (25 App) 2000
- 14 — Patrick Coogan (25 App) 1997
- Lloyd Peever (17 App) 1992
- Ben McDonald (26 App) 1989
- Stan Loewer (28 App) 1986
- Chad Ogea (23 App) 1990
- Chad Ogea (25 App) 1991
10. 13 — Ben McDonald (22 App) 1988
- Kurt Ainsworth (22 App.) 1999

Career

- 38 — Scott Schultz (4 Yrs) 1992-95
- 33 — Stan Loewer (4 Yrs) 1984-87
- 31 — Paul Byrd (3 Yrs) 1989-91
- 30 — Pat Moock (4 Yrs) 1972-75
- Chad Ogea (3 Yrs) 1989-91
- Mike Sirotka (4 Yrs) 1990-93
- 29 — Ben McDonald (3 Yrs) 1987-89
- 28 — Brett Laxton (4 Yrs) 1993-96
- 26 — Mark Guthrie (4 Yrs) 1984-87
- 10.24 — Doug Thompson (2 Yrs) 1997-98

EARNED RUN AVERAGE

Season

- 1. 0.21 — Rick Farizo (1 ER, 41.2 IP) 1970**
- 1.10 — Bruce Baudier (6 ER, 49 IP) 1966
- 1.33 — Tom Barfield (4 ER, 27 IP) 1954
- 1.34 — Mike Tullier (9 ER, 60 1/3 IP) 1968
- 1.35 — Allen Smith (12 ER, 80 IP) 1961
- 1.38 — Don Schneider (8 ER, 52.1 IP) 1980
- 1.44 — Rick Farizo (8 ER, 50 IP) 1968
- 1.59 — Randy Wiles (14 ER, 79 1/3 IP) 1970
- 1.70 — Dick Hicks (14 ER, 74 1/3 IP) 1968
- 10.1.74 — Roger Sigler (16 ER, 83 1/3 IP) 1965

Career

- 1.70 — Bruce Baudier (23 ER, 121 1/3 IP) 1966-67
- 1.82 — Allen Smith (48 ER, 237 1/3 IP) 1960-62
- 2.05 — Dick Hicks (30 ER, 131 2/3 IP) 1967-68
- 2.09 — Rick Farizo (27 ER, 116 1/3 IP) 1968-71
- 2.17 — Paul Stefan (87 ER, 277 1/3 IP) 1975-77
- 2.36 — Steve George (41 ER, 156 1/3 IP) 1962-64
- 2.41 — Randy Wiles (77 ER, 287 IP) 1970-73
- 2.47 — Fred Southerland (38 ER, 138 2/3 IP) 1960-62
- 2.53 — Barry Manuel (38 ER, 135 IP) 1985-87
- Pat Moock (80 ER, 284 2/3 IP) 1972-75

STRIKEOUTS

Season

- 1. 202 — Ben McDonald (152.1 IP) 1989**
2. 158 — Doug Thompson (124.1 IP) 1997
3. 157 — Kurt Ainsworth (130.1 IP) 1999
- 156 — Eddie Yarnall (124.2 IP) 1996
- Russell Springer (119 IP) 1988
- 150 — Scott Schultz (117 IP) 1995
- 144 — Patrick Coogan (125 IP) 1997
- Ben McDonald (118.2 IP) 1988
- 140 — Chad Ogea (131.1 IP) 1991
- 135 — Randy Keisler (99.2 IP) 1998

Career

- 409 — Scott Schultz (398 IP) 1992-95
- 373 — Ben McDonald (308.2 IP) 1987-89
- 326 — Mike Sirotka (372 IP) 1990-93
- 319 — Paul Byrd (333.2 IP) 1989-91
- 317 — Stan Loewer (344 IP) 1984-87
- 313 — Mark Guthrie (319.1 IP) 1984-87
- Russell Springer (252 IP) 1987-89
- 310 — Randy Wiles (287 IP) 1970-73
- 296 — Chad Ogea (294.2 IP) 1989-91
- 282 — Doug Thompson (245.1 IP) 1997-98

STRIKEOUTS PER NINE INNINGS

Season

- 14.33 — Russell Springer (68 SO, 42.2 IP) 1987
- 13.05 — Eddie Yarnall (87 SO, 60 IP) 1995
- 12.18 — Randy Keisler (135 SO, 99.2 IP) 1998
- 11.91 — Ben McDonald (202 SO, 152.2 IP) 1989
- 11.80 — Russell Springer (156 SO, 119 IP) 1988
- 11.54 — Scott Schultz (150 SO, 117 IP) 1995
- 11.51 — Randy Wiles (116 SO, 90.2 IP) 1972
- 11.44 — Doug Thompson (158 SO, 124.1 IP) 1997
- 11.38 — Randy Wiles (59 SO, 46.2 IP) 1973
- 11.27 — Barry Manuel (91 SO, 72.2 IP) 1986

Career

- 11.88 — Eddie Yarnall (260 SO, 197 IP) 1994-96
- 11.18 — Russell Springer (313 SO, 252 IP) 1987-89
- 11.13 — Kurt Ainsworth (171 SO, 138.1 IP) 1998-99
- 11.00 — Barry Manuel (165 SO, 135 IP) 1985-87
- 10.87 — Ben McDonald (373 SO, 308.2 IP) 1987-89
- 10.64 — Patrick Coogan (266 SO, 225 IP) 1995-97
- 10.35 — Doug Thompson (282 SO, 245.1 IP) 1997-98
- 9.72 — Randy Wiles (310 SO, 287 IP) 1970-73
- 9.55 — Fred Southerland (147 SO, 138 IP) 1960-62
- 9.54 — Chris Demouy (217 SO, 204.2 IP) 1996-98

* Bold Letters Indicate SEC Records

Year-by-Year Statistical Leaders

*Bold Letters Indicate SEC Leaders

AT BATS

YEAR	NAME, POS.	AT BATS
1948	Bill Michaelis,lf	96
1949	Lee Hedges,ss-of	66
1950	Luther Payer, 3b	65
1951	Bob Meador, lf	66
1952	Al Doggett,lf	75
	Jim Barton,cf	75
1953	Darryl Whitty, of	78
1954	Paul Zinser, 3b	74
1955	Darryl Whitty, cf-3b	99
1956	Ralph Richoux, c	81
1957	Redfield Bryan,ss	71
1958	Al White,2b	98
	Redfield Bryan,1b	98
1959	Carey Guglielmo,ss	125
1960	Francis Genua,ss	107
1961	John Bailey, cf	101
1962	Bobby Theriot,rf	101
1963	Bobby Cotton,rf	105
1964	Joe Moock,ss	94
1965	Harry Morel,3b	80
1966	Jack Achord,2b	81
1967	Irwin Felps,3b	99
1968	Ron Hunt,ss	116
1969	Phil Lewis,3b	126
1970	Mike Sonderegger, lf	136
1971	Mike Moock,2b	141
1972	Steve Frank,of-1b	131
	Gerald Keigley, ss	131
1973	Mike Miley, ss	99
1974	Tony Troups,3b	120
1975	Steve Frank,1b	184
1976	Larry Wright,cf	151
1977	Larry Wright,cf	155
1978	Mike Crowell,ss-3b	154
1979	Duane Dewey, c	206
1980	Pete Almaguer, 2b-3b	146
1981	Chip Moses,2b	198
1982	Chris Brant,ss	181
	Billy Wiesler, cf	181
1983	John Morse,lf	189
1984	Mark Howie,ss	189
1985	Marty Lanoux,3b	216
1986	Jeff Reboulet,ss	254
1987	Jack Voigt,of	248
1988	Rich Vasquez,cf	214
1989	Wes Grisham,dh	291
1990	Wes Grisham,lf	278
1991	Bookie Johnson,2b	283
1992	Andy Sheets,ss	265
1993	Todd Walker, 2b	276
1994	Todd Walker, 2b	257
1995	Jason Williams,ss	267
1996	Jason Williams,ss	268
1997	Brandon Larson,ss	289
1998	Blair Barbier, 2b	251
1999	Blair Barbier, 3b	263
2000	Mike Fontenot, 2b	292
2001	Wally Pontiff,3b	268

RUNS

YEAR	NAME, POS.	RUNS
1948	Buddy Coleman,lf	19
1949	Bob Meador, of	14
1950	Sinclair Kouns,1b	11
1951	Billy Hanna,ss	14
1952	Al Doggett,lf	17
	Jerry Marchand, c	17
1953	Irvin DeLatte,lf	18
1954	Paul Zinser, 3b	15
1955	Tommy Virgets, 2b	17
	Darryl Whitty, cf-3b	17
1956	Don Hover, of	15
1957	Al White,2b	11
1958	Al White,2b	28
1959	Ronnie Johnston,cf	33
1960	George Nattin,lf	20
1961	John Bailey, cf	21
1962	Tommy Demont,3b	17
1963	Gene Achord,cf	23
1964	Pat Screen,lf	16
1965	Sterling Abernathy, cf	8
1966	Lyndon Morris,1b-2b	12
1967	Steve Oglin,1b-lf-p	19
1968	Ron Hunt,ss	17
1969	Craig Burns,cf	13
1970	Mike Moock,2b	22
1971	Mike Sonderegger, lf	23
1972	Mike Miley, ss	27
1973	Mike Miley, ss	22
1974	Mike Miley, ss	19
1975	Steve Frank,1b	41
1976	Larry Wright,cf	27
	Tony Troups,ss	27
	Steve Bollman,2b	27
1977	Steve Bollman,2b	24
1978	Larry Wright,cf	23
1979	Bobby Mariano,3b	39
1980	Chip Moses,ss	29
1981	Jeff Harrell,lf-1b	48
1982	Ken Mulshenock,dh	41
1983	John Morse,lf	38

	Mike Saab, rf	38
1984	Tim Schneider, 3b	43
1985	Jeff Reboulet,ss	58
1986	Jeff Reboulet,ss	63
	Albert Belle,of	63
	Jim Bowie,1b	63
1987	Jack Voigt,of	63
1988	Andy Galy, 2b	58
1989	Craig Cala,rf	71
1990	Tim Clark,rf	70
1991	Lyle Mouton, rf	78
1992	Todd Walker, 2b	72
1993	Todd Walker, 2b	85
1994	Todd Walker, 2b	77
1995	Warren Morris,2b	70
1996	Nathan Dunn, 3b	95
1997	Brandon Larson,ss	82
	Eddy Furniss,1b	82
1998	Eddy Furniss,1b	85
1999	Blair Barbier, 3b	66
2000	Mike Fontenot, 2b	93
2001	Ryan Theriot,ss	67

HITS

YEAR	NAME, POS.	HITS
1948	Bill Michaelis,lf	30
1949	Lee Hedges,ss-of	20
1950	Luther Payer, 3b	24
1951	Billy Hanna,ss	20
1952	Al Doggett,lf	22
1953	Jerry Marchand, c	26
1954	Roger Sigler, p-lf	21
1955	Roger Sigler, p-of	24
1956	Ralph Richoux, c	23
1957	Redfield Bryan,ss	17
1958	Al White,2b	38
1959	Andy Bourgeois,3b	35
1960	Frank Naff,1b	29
1961	John Bailey, cf	32
1962	Bobby Theriot,rf	30
1963	Bobby Cotton,rf	30
1964	Bob Stewart,1b	26
	Joe Moock,ss	26
1965	Harry Morel,3b	22
1966	Bob Leake,ss-3b	22
	Jack Achord,2b	22
1967	Tom Giles, c	28
1968	Ron Hunt,ss	34
1969	Phil Lewis,3b	30
1970	Mike Moock,2b	40
1971	Craig Burns,cf	42
1972	Mike Miley, ss	40
1973	Gerald Keigley, 3b	27
	Mike Miley, ss	27
1974	Randy Aldridge,lf	32
1975	Steve Frank,1b	62
1976	Larry Wright,cf	47
1977	Kenny Klug,3b	38
1978	Tim Wadsworth,c-1b-dh	38
1979	Duane Dewey, c	64
1980	Chip Moses,ss	46
	Tony Loner, c	46
1981	Chip Moses,2b	70
1982	Ken Mulshenock,dh	37
	Chris Brandt,ss	37
1983	John Morse,lf	67
1984	Tim Sossamon,rf	58
1985	Marty Lanoux,3b	76
1986	Jim Bowie,1b	88
1987	Craig Faulkner, c	82
1988	Rich Vasquez,cf	68
1989	Wes Grisham, dh	106
1990	Wes Grisham, lf	100
1991	Lyle Mouton,rf	88
1992	Todd Walker, 2b	100
1993	Todd Walker, 2b	109
1994	Todd Walker, 2b	101
1995	Warren Morris,2b	93
1996	Nathan Dunn,3b	92
1997	Brandon Larson, ss	110
1998	Eddy Furniss,1b	95
1999	Jeff Leamont,1b	88
2000	Brad Cresce, c	106
2001	Ryan Theriot,ss	94

DOUBLES

YEAR	NAME, POS.	DOUBLES
1948	Gene Murphy, c	2
	Jim Lindsey, 1b	2
1949	Lee Hedges,ss-of	2
1950	Bob Meador, of	2
1951	Gene Murphy, c	7
1952	Al Doggett,lf	3
1953	Al Doggett,of	4
1954	Irv Delatte,1b	4
1955	Irv Delatte,1b	4
1956	Don Hover, of	4
1957	Al White,2b	4
1958	Ronnie Johnston,cf	5
1959	Ronnie Johnston,cf	6
1960	Billy Barfield,cf	7
1961	Hadley Smith,lf	5
1962	Bobby Theriot,rf	5
1963	Gene Achord,cf	6

	Bobby Cotten,rf	6
1964	Harry Morel,3b	5
1965	Six Players	22
1966	Lyndon Morris,lf-2b	6
1967	Steve Oglin,1b-lf-p	9
1968	Bob Leake,rf	8
1969	Tom Giles, c	6
1970	Bill Bright,rf	7
1971	Craig Burns,cf	7
	Mike Sonderegger, lf	7
1972	Gerald Keigley, ss	9
1973	Steve Frank,of-1b	7
1974	Mike Miley, ss	6
1975	Wally McMakin,3b	10
1976	Larry Wright,cf	10
	Tony Troups,ss	10
1977	Larry Wright,cf	7
	Kevin Neromi,rf	7
1978	Tim Wadsworth,c-1b-dh	8
1979	Pete Almaguer, 2b	14
1980	Tony Loner, c	12
1981	Andy Petrone,3b	12
1982	Chris Brant,ss	13
	Tony Loner, c	12
1983	John Morse,lf	14
1984	Tim Schneider, 3b	17
1985	Tim Sossamon	15
1986	Jeff Yurtin, 3b	24
1987	Craig Faulkner, c	19
1988	Craig Cala,rf	14
	Adam Terris,1b	14
1989	Wes Grisham,dh	26
1990	Rich Cordani,3b	23
	Keith Osik, c	23
1991	Johnny Tellechea,1b	23
1992	Todd Walker, 2b	21
1993	Harry Berrios,rf	22
1994	Russ Johnson, ss	26
1995	Chad Cooley, lf	24
1996	Eddy Furniss,1b	21
1997	Eddy Furniss,1b	25
1998	Eddy Furniss,1b	27
1999	Jeremy Witten,of	18
2000	Brad Hawpe, 1b #	36
2001	Bryan Moore,1b	25
# - also NCAA record		

TRIPLES

YEAR	NAME, POS.	TRIPLES
1948	NA	
1949	Bob Meador, of	2
	Jim Lindsey, 1b	2
1950	NA	
1951	Bob Meador, lf	3
1952	Jim Barton,cf	4
1953	Jerry Marchand,c-of	5
1954	Roger Sigler, p-lf	8
1955	Leonard Drude,p-rf	2
	John Pettis, c	2
	Dan Stovall,lf-if	2
	Ralph Richoux, c	2
	Gerald Hare,2b	2
	Don Hover, of	2
1957	Ralph Richoux, c	2
	Ronnie Johnston,1b	2
1958	Bob Loftin, p-of	5
1959	Frank Naff,rf	3
1960	Carey Guglielmo,rf	3
1961	John Bailey, cf	3
1962	Lynn Amedee,p-lf	2
	Tommy Demont,3b	2
1963	Harry Morel,3b	1
	Bobby Cotten,rf	1
	Gene Achord,cf	1
	Don Chatelain,lf	1
1964	Bobby Morel,3b	1
	Bill Tripplett,rf	1
1965	Harry Morel,3b	3
	Billy Ezell,lf	3
1966	Six Players	1
1967	Tom Giles, c	3
1968	Tom Henner, 1b	1
	Don Bartee,cf	1
1969	Mike Moock,2b	3
1970	Bill Bright,rf	5
1971	Steve Collins,1b	3
1972	Mike Sonderegger, lf	3
1973	Mike Miley, ss	2
	Robert Woodward,of-p	2
1974	Randy Aldridge,lf	4
	Steve Spitz,2b	4
	Mike Miley, ss	4
1975	Wally McMakin,3b	4
	Tony Troups,ss	4
1976	Tony Troups,ss	4
1977	Four Players	1
1978	Five Players	1
1979	Jeff Harrell	5
1980	Mike Saab, rf	4
1981	Chip Moses, 2b	5
1982	John Morse,lf	5
1983	Mark Howie, ss	7
1984	Manny Mantana,2b	6

1985	Tim Sossamon,rf	3
	Albert Belle,cf	3
1986	Jeff Yurtin,3b	5
	Albert Belle,of	5
1987	Albert Belle,of	3
	Rich Vasquez,3b	3
	Jack Voigt,of	3
1988	Craig Cala,rf	3
	Bookie Johnson,3b	3
1989	Wes Grisham, dh	6
1990	Rich Cordani, 3b	6
1991	Andy Sheets,ss	4
1992	Three players	3
1993	Todd Walker, 2b	11
1994	Russ Johnson,ss	4
1995	Mike Klostermeyer, 1b	6
1996	Nathan Dunn,3b	4
1997	Trey McClure,3b	3
1998	Eddy Furniss,1b	3
1999	Jeff Leamont,1b	3
	Jeremy Witten,of	3
	Ryan Theriot,2b	3
2000	Mike Fontenot,2b	3
	Ryan Theriot,ss	3
	Ray Wright,rf	3
2001	Ryan Theriot, ss	3

HOME RUNS

YEAR	NAME, POS.	HOME RUNS
1948	NA	
1949	Lee Hedges,ss-of	1
	Bill Michaelis,3b	1
1950	NA	
1951	Bob Meador, lf	1
	Jim Lindsey, 1b	1
	Jim Barton,1b	1
1952	Al Doggett,lf	2
	Jim Barton,cf	2
1953	Tommy Howard,3b	3
1954	Irv Delatte,1b	1
	Paul Zinser,3b	1
1955	Roger Sigler, of-p	3
1956	Roger Sigler, p-1b	1
1957	Ralph Richoux, c	1
	Roger Sigler, p-rf	1
	Ronnie Johnston,1b	1
	Al White,2b	3
1958	Andy Bourgeois,3b	4
1959	Bill Loftin, c	4
	Charles Strange,cf	3
1960	John Bailey, cf	3
1961	John Bailey, cf	3
1962	Gene Achord,cf	5
1963	Gene Achord,cf	5
1964	Bob Stewart, 1b	7
1965	Joe Moock,ss	3
	Pete Coleman,rf	3
1966	Jack Achord,2b	2
1967	Tom Giles, c	3
	Steve Oglin,1b-lf-p	3
1968	Bob Leake,rf	2
	Steve Oglin,lf	2
	Tom Henner, 1b	2
	Tom McKay, 2b	2
1969	Craig Burns,cf	4
1970	Bill Bright,rf	4
	Phil Lewis,ss	4
1971	Craig Burns,cf	5
	Steve Collins,1b	5
1972	Mike Miley, ss	8
1973	Gerald Keigley, 3b	8
1974	Tommy Saizan, c	4
1975	Vaughn Meiners,of	5
1976	Vaughn Meiners,1b	4
1977	Joey Thibodeaux, c	3
1978	Tim Wadsworth,c-1b-dh	7
1979	Bobby Mariano,3b	5
1980	Randy Olsen,lf-1b	4
1981	Bill Freidhof,1b	9
1982	Ken Mulshenock,dh	8
1983	Mark Cooper, c	10

Year-by-Year Statistical Leaders

RUNS BATTED IN

YEAR	NAME, POS.	RBI
1948	Bill Michaelis,lf	21
1949	Lee Hedges,ss-of	13
1950	NA	
1951	NA	
1952	Jerry Marchand, c	15
1953	Tommy Howard,3b	21
1954	Irv Delatte,1b	17
1955	Roger Sigler, of-p	23
1956	Roger Sigler, p-of	12
	Gerald Hare,2b	12
1957	Roger Sigler, p-rf	7
1958	Andy Bourgeois,3b	21
1959	Andy Bourgeois,3b	28
1960	Bruce Turner, 2b	16
1961	Hadley Smith,lf	17
1962	Gene Achord,cf	23
1963	Gene Achord,cf	24
1964	Bob Steward,1b	16
1965	Joe Moock,ss	14
	Ralph Richoux, c	14
1966	Bob Leake,ss-3b	11
	Jack Achord,2b	11
1967	Tom Giles, c	23
1968	Bob Leake,rf	21
1969	Craig Burns,cf	18
1970	Bill Bright,rf	25
1971	Craig Burns,cf	28
1972	Mike Miley, ss	31
1973	Gerald Keigley, 3b	24
1974	Randy Aldridge,lf	22
1975	Steve Frank,1b	39
1976	Vaughan Meiners,1b	24
1977	Joey Thibodeaux, c	23
1978	Tim Wadsworth,c-1b-dh	27
1979	Pete Almaguer, 2b	38
1980	Randy Olsen,lf-1b	23
1981	Bill Freidhof,1b	43
1982	Bill Freidhof,1b	43
1983	Mark Cooper, c	46
1984	John Dixon,1b	39
1985	Tim Sossamon,rf	50
1986	Albert Belle,of	66
1987	Craig Faulkner, c	69
1988	Craig Cala, rf	75
1989	Wes Grisham, dh	85
1990	Wes Grisham,lf	72
1991	Gary Hymel, c	79
1992	Todd Walker, 2b	76
1993	Todd Walker, 2b*	102
1994	Russ Johnson,ss	74
1995	Mike Klostermeyer, 1b	62
1996	Eddy Furniss, 1b*	103
1997	Brandon Larson, ss	118
1998	Brad Cresce, c	90
1999	Jeff Leamont,1b	82
2000	Brad Cresce, c*	106
2001	Todd Linden, of	76

BATTING AVERAGE

YEAR	NAME, POS.	AVG.
1948	NA	
1949	Lee Hedges,ss-of	.303
1950	Sinclair Kouns,1b	.366
1951	Gene Murphy, c	.390
1952	Jerry Marchand, c	.313
1953	Jerry Marchand,c-of	.371
1954	Roger Sigler, p-lf	.356
1955	Roger Sigler, p-of	.270
1956	Roger Sigler, p-1b	.318
1957	Ralph Richoux, c	.308
1958	Al White,2b	.388
1959	Andy Bourgeois,3b	.310
1960	Carey Guglielmo,rf	.295
1961	Hadley Smith,lf	.333
1962	Jimmy Field,lf	.356
1963	Harry Morel,3b	.308
1964	Bob Stewart,1b	.302
1965	Harry Morel,3b	.275
1966	Terry Smith,1b	.305
1967	Tom Giles, c	.329
1968	Bob Leake,rf	.323
1969	Phil Lewis,3b	.238
1970	Bill Bright,rf	.303
1971	Mike Nunally, rf	.395
1972	Mike Miley, ss	.333
1973	Gerald Keigley, 3b	.325
1974	Randy Aldridge,lf	.308
1975	Steve Frank,1b	.337
1976	Tony Troups,ss	.324
1977	Kenny Klug,3b	.311
1978	Tim Wadsworth,c-1b-dh	.250
1979	Bobby Mariano,3b	.368
1980	Chip Moses,ss	.326
1981	Andy Petrone,3b	.362
1982	Ken Mulshenock,dh	.325
1983	Mark Cooper, c	.377
1984	Mark Cooper, c	.326
1985	Marty Lanoux,3b	.352
1986	Jeff Yurtin,3b	.361
	Jim Bowie,1b	.361
1987	Albert Belle,of	.349

1988	Craig Cala,rf	.323
1989	Wes Grisham,dh	.364
1990	Wes Grisham,lf	.360
1991	Lyle Mouton,rf	.355
1992	Todd Walker, 2b	.400
1993	Todd Walker, 2b	.395
1994	Russ Johnson,ss	.410
1995	Warren Morris,2b	.369
1996	Eddy Furniss,1b	.374
1997	Brandon Larson,ss	.381
1998	Eddy Furniss,1b	.403
1999	Jeff Leamont,1b	.342
2000	Brad Cresce, c	.388
2001	Bryan Moore,1b	.373

STOLEN BASES

YEAR	NAME, POS.	STOLEN BASES
1948	NA	
1949	Bob Meador, of	9
1950	NA	
1951	NA	
1952	NA	
1953	Irvin Delatte,1b	4
1954	Dick McMurray, rf	3
	Paul Zinser, 3b	3
1955	Roger Sigler, p-of	4
1956	Ed Blanchard,ss	4
1957	Redfield Bryan,ss	4
1958	Redfield Bryan,1b	19
1959	Ronnie Johnston,cf	10
1960	Carey Guglielmo,rf	13
1961	Larry Edmonson,2b	8
1962	Larry Edmonson,2b	5
1963	Bobby Cotten,rf	7
	Bobby Theriot,1b	7
1964	Pat Screen,lf	6
1965	NA	
1966	Lyndon Morris,lf-2b	8
1967	Lyndon Morris,ss-lf	4
1968	Steve Ogin,lf	5
1969	Craig Burns,cf	8
1970	Mike Sonderegger, lf	9
1971	Craig Burns,cf	14
1972	Mike Sonderegger, lf	19
1973	Mike Sonderegger, of	11
1974	Tony Troups,3b	11
1975	Larry Wright, of	25
1976	Larry Wright,of	20
1977	Larry Wright,cf	14
1978	Larry Wright,cf	8
1979	Sherman Trimm,cf	20
1980	Chip Moses,ss	12
1981	Chip Moses,2b	15
1982	John Morse,lf	13
1983	Mke Saab, rf	19
1984	Manny Mantrana,2b	17
1985	Jeff Reboulet,ss	34
1986	Rob Hartwig,of	31
1987	Rob Hartwig, of	42
1988	Andy Galy, 2b	15
1989	Ron Lim,cf	33
1990	Ron Lim,cf	24
	Scott Bethea,ss	24
1991	Lyle Mouton,rf	20
1992	Harry Berrios,rf	22
1993	Harry Berrios,rf	21
1994	Russ Johnson,ss	26
1995	Warren Morris,2b	18
1996	Mike Koerner, c	24
1997	Mike Koerner, cf	17
1998	Josh Dalton,ss	28
1999	Josh Dalton,ss	24
2000	Jeremy Witten,lf	24
2001	Ryan Theriot,ss	17

STRIKEOUTS

YEAR	NAME	STRIKEOUTS
1948	Dick Thompson	53
1949	Dick Thompson	53
1950	NA	
1951	NA	
1952	Benny McArdle	64
1953	Bill Lee Jr.	44
1954	Bill Lee Jr.	24
1955	Bill Lee Jr.	42
1956	Roger Sigler	44
1957	Roger Sigler	28
1958	Bob Loftin	32
1959	Butch Mixon	87
1960	Butch Mixon	61
1961	Allen Smith	75
1962	Fred Southerland	64
1963	Steve George	50
1964	Steve George	56
1965	Van Quigley	54
1966	Bruce Baudier	53
1967	Bruce Baudier	65
1968	Dick Hicks	62
1969	Mike Lee	35
	Al Hoaglund	35
1970	Randy Wiles	70
1971	Randy Wiles	65
1972	Randy Wiles	116
1973	Randy Wiles	59

1974	Tom Charpentier	40
1975	Paul Stefan	79
1976	Paul Stefan	83
1977	Paul Stefan	51
1978	Mike Lloyd	32
1979	Mike Alvarez	43
1980	Don Schneider	48
1981	Billy Donathan	38
1982	Billy Donathan	64
1983	Cal Santarelli	91
1984	Robbie Smith	87
1985	Eric Hetzel	99
1986	Mark Guthrie	122
1987	Gregg Patterson	109
1988	Russ Springer	156
1989	Ben McDonald	202
1990	Paul Byrd	130
1991	Chad Ogea	140
1992	Lloyd Peever	116
1993	Mike Sirotka	105
1994	Scott Schultz	131
1995	Scott Schultz	150
	Eddie Yarnall	156
1997	Doug Thompson	158
1998	Randy Keisler	135
1999	Kurt Ainsworth	157
2000	Brian Tallet	134
2001	Lane Mestepey	79

EARNED RUN AVERAGE

YEAR	NAME	ERA
1952	Benny McArdle	2.31
1953	Benny McArdle	2.89
1954	Tom Barfield	1.33
1955	Leonard Drude	4.25
1956	Roger Sigler	1.74
1957	Jim Burg	2.33
1958	Fred Falkenhainer	2.40
1959	Bob Flowers	3.00
1960	Bob Flowers	1.90
1961	Allen Smith	1.34
1962	Allen Smith	1.93
1963	Wiley Dial	2.23
1964	Steve George	2.32
1965	Van Quigley	3.52
1966	Bruce Baudier	1.10
1967	Bruce Baudier	2.11
1968	Mike Tullier	1.35
1969	Craig Pemberton	2.59
1970	Rick Farizo	0.21
1971	Craig Pemberton	2.18
1972	Randy Wiles	1.79
1973	Pat Moock	2.71
1974	Tom Charpentier	2.50
1975	Guy Hollingsworth	1.83
1976	Paul Stefan	1.94
1977	Randy Olsen	3.37
1978	Mike Lloyd	2.13
1979	Kevin Karcher	2.36
1980	Don Schneider	1.38
1981	Mike Murdock	3.73
1982	Billy Donathan	3.40
1983	Cal Santarelli	2.74
1984	Mark Guthrie	2.00
1985	Mark Guthrie	3.39
1986	Barry Manuel	2.37
1987	Gregg Patterson	1.84
1988	Ben McDonald	2.65
1989	Curtis Leskanic	3.19
1990	John O'Donoghue	2.88
1991	Mike Sirotka	2.80
1992	Lloyd Peever	1.98
1993	Brett Laxton	1.98
1994	Bhrett McCabe	2.84
1995	Scott Schultz	3.46
1996	Eddie Yarnall	2.38
1997	Chris Demouy	3.63
1998	Doug Thompson	4.24
1999	Kurt Ainsworth	3.45
2000	Brian Tallet	3.52
2001	Lane Mestepey	3.75

INNINGS PITCHED

YEAR	NAME	IP
1948	Dick Thompson	72 2/3
1949	Dick Thompson	58 2/3
1950	NA	
1951	Bud McDonald	41 2/3
1952	Benny McArdle	78
1953	Benny McArdle	56
1954	Roger Sigler	33
1955	Leonard Drude	72
1956	Roger Sigler	83 1/3
1957	Leonard Drude	47
1958	Bob Loftin	58 2/3
1959	Butch Mixon	69
1960	Allen Smith	70 1/3
1961	Allen Smith	88
1962	Allen Smith	79
1963	Steve George	68 2/3
1964	Steve George	69 2/3
1965	Van Quigley	69
1966	Van Quigley	55 2/3
1967	Bruce Baudier	72 2/3

1968	Dick Hicks	74 1/3
1969	Dale Burch	59 1/3
1970	Randy Wiles	79 1/3
1971	Louis Farmer	81 1/3
1972	Randy Wiles	90 2/3
1973	Pat Moock	66 1/3
1974	Pat Moock	56 2/3
1975	Pat Moock	96 2/3
1976	Paul Stefan	97 1/3
1977	Paul Stefan	94 2/3
1978	Jim Uremovich	76 1/3
1979	Mike Alvarez	84 1/3
1980	Mike Alvarez	70
1981	Mike Murdock	67 2/3
1982	Billy Donathan	65
1983	Cal Santarelli	82
1984	Robbie Smith	105
1985	Eric Hetzel	105
1986	Stan Loewer	123 2/3
1987	Gregg Patterson	122
1988	Russell Springer	119
1989	Ben McDonald	152 1/3
1990	Paul Byrd	140 2/3
1991	Chad Ogea	131 1/3
1992	Lloyd Peever	104 2/3
1993	Mike Sirotka	145
1994	Scott Schultz	118 2/3
1995	Scott Schultz	117
1996	Eddie Yarnall	124 2/3
1997	Patrick Coogan	125
1998	Doug Thompson	121
1999	Kurt Ainsworth	130 1/3
2000	Brian Tallet	143 1/3
2001	Lane Mestepey	139 1/3

PITCHING VICTORIES

YEAR	NAME	WINS
1948	Dick Thompson	2
	Julius Benschel	2
1949	Bud McDonald	2
	Dick Thompson	2
1950	NA	
1951	Benny McArdle	3
	Bud McDonald	3
1952	Benny McArdle	7
1953	Benny McArdle	4
1954	Bill Lee,Jr	2
	Al King	2
	Roger Sigler	2
1955	Leonard Drude	2
	Bill Lee,Jr.	2
1956	Roger Sigler	6
1957	Roger Sigler	4
1958	Bob Loftin	5
1959	Butch Mixon	6
1960	Butch Mixon	5
	Allen Smith	5
1961	Allen Smith	10
1962	Allen Smith	7
1963	Wiley Dial	6
1964	Steve George	6
1965	Van Quigley	4
1966	Bruce Baudier	3
	Ken Schuetz	3
	Van Quigley	3
1967	Bruce Baudier	6
1968	Dick Hicks	6
1969	Dale Burch	5
1970	Randy Wiles	5
1971	Louis Farmer	7
1972	Randy Wiles	8
1973	Pat Moock	8
1974	Tom Charpentier	6
1975	Pat Moock	10
1976	Paul Stefan	10
1977	Paul Stefan	6
1978	Mike Lloyd	3
	Jim Uremovich	3
	Don Schneider	3
1979	Mike Alvarez	9
1980	Don Schneider	8
1981	Bill Van Loon	8
1982	Billy Donathann	9
1983	Cal Santarelli	9
1984	Robbie Smith	7
	Clay Parker	7
1985	Eric Hetzel	10
1986	Stan Loewer	14
1987	Gregg Patterson	11
1988	Ben McDonald	13
1989	Curtis Leskanic	15
1990	Paul Byrd	17
1991	Chad Ogea	14
1992	Lloyd Peever	14
1993	Mike Sirotko	12
	Brett Laxton	12
1994	Scott Schultz	12
1995	Scott Schultz	11
1996	Eddie Yarnall	11
1997	Patrick Coogan	14
1998	Doug Thompson	12
1999	Kurt Ainsworth	13
2000	Liane Tallet	15
2001	Brian Mestepey	11

Individual Records



First Baseman Eddy Furniss (1995-98)



Shortstop Jason Williams (1993-96)



Shortstop Brandon Larson (1997)

Batting

MOST GAMES

Season: 73 by Johnny Tellechea, Andy Sheets, Tookie Johnson (1991); by Wes Grisham, Tim Clark, Scott Bethea (1990)
 Career: 266 by Jason Williams (1993-96)

MOST AT BATS

Game: 8 by Jim Hathorne and Duane Dewey vs. Tulane (4-5-79)
 Season: 292 by Mike Fontenot (2000)
 Career: 1019 by Jason Williams (1993-96)

MOST RUNS SCORED

Game: 5 by eight players; most recently by Brad Cresse vs. UL-Monroe (5-27-00)
 Season: 95 by Nathan Dunn (1996)
 Career: 270 by Jason Williams (1993-96)

MOST HITS

Game: 5 by Randy Olson vs. So. Miss. (4-1-79); by Albert Belle vs. Louisiana College (2-18-87); by Rich Vasquez vs. McNeese State (2-22-87); by Craig Faulkner vs. Oral Roberts (3-21-87); by Wes Grisham vs. Southern (2-28-89) and vs. Miss. State (4-16-89); by Keith Osik vs. La. Tech (5-19-89); by Rich Cordani vs. Southern (3-6-90); by Ron Lim vs. Evansville (3-14-90); by Johnny Tellechea at Nevada-Las Vegas (3-9-91); by Lyle Mouton at Louisiana Tech (4-10-91); by Andy Sheets vs. Louisiana College (3-14-92); by Russ Johnson vs. Florida (4-11-93); by Jason Williams vs. Arkansas (4-23-94); by Mike Koerner at South Carolina (4-5-96); by Mike Koerner vs. Va. Commonwealth (3-1-97); by Blair Barbier vs. Southern (3-4-98); by Eddy Furniss at Auburn (3-13-98); by Eric Hendrickson vs. Ohio (3-5-99); by Blair Barbier at Georgia (5-8-99); by Brad Cresse vs. Tulane (3-1-00); by Mike Fontenot at Central Florida (3-4-00); by Blair Barbier at SE Louisiana (3-14-00); by Brad Cresse at Auburn (3-31-00); by Bryan Moore at Arizona State (3-3-01); by Bryan Moore vs. Vanderbilt (4-22-01)
 Season: 110 by Brandon Larson (1997)
 Career: 352 by Eddy Furniss (1995-98)

MOST SINGLES

Game: 5 by Craig Faulkner vs. Oral Roberts (3-21-87)
 Season: 76 by Tookie Johnson (1990); by Wally Pontiff (2001)
 Career: 238 by Jason Williams (1993-96)

MOST DOUBLES

Game: 3 on 15 occasions; most recently by Bryan Moore at Arizona State (3-3-01)
 Season: 36 by Brad Hawpe (2000)
 Career: 87 by Eddy Furniss (1995-98)

MOST TRIPLES

Game: 2 by nine players; most recently by Jeff Leamont vs. Kentucky (5-16-99)
 Season: 11 by Todd Walker (1993)
 Career: 15 by Todd Walker (1992-94)

MOST HOME RUNS

Game: 3 by Mark Cooper vs. Ole Miss (4-9-83); by Eddy Furniss at Arkansas (4-21-95); by Eddy Furniss vs. Georgia (3-17-96); by Brandon Larson vs. Duke (2-23-97); by Brandon Larson at La. Tech (3-25-97); by Eddy Furniss at Auburn (3-13-98); by Eric Hendrickson vs. Ohio (3-5-99); by Brad Cresse vs. UL-Monroe (5-27-00); by Zeph Zinsman vs. Duquesne (2-23-01)
 Season: 40 by Brandon Larson (1997)
 Career: 80 by Eddy Furniss (1995-98)

MOST RUNS BATTED IN

Game: 9 by Eric Hendrickson vs. Ohio (3-5-99)
 Season: 118 by Brandon Larson (1997)
 Career: 308 by Eddy Furniss (1995-98)

MOST TOTAL BASES

Game: 16 by Eddy Furniss at Auburn (3-13-98)
 Season: 250 by Brandon Larson (1997)
 Career: 689 by Eddy Furniss (1995-98)

HIGHEST SLUGGING PERCENTAGE

Season: .898 by Eddy Furniss (1998)
 Career: .727 by Eddy Furniss (1995-98)

MOST SACRIFICE FLIES

Game: 2 on several occasions; most recently by Ryan Theriot vs. Minnesota (5-25-01)
 McClure vs. SW Louisiana (5-22-98)
 Season: 10 by Wes Grisham (1990)
 Career: 18 by Blair Barbier (1997-2000)

MOST SACRIFICE BUNTS

Game: 2 on several occasions; most recently by David Raymer at Alabama (4-29-01)
 Season: 11 by Dave Cunningham (1987); by Josh Dalton (1999)
 Career: 19 by Mike Sonderegger (1970-73)

MOST WALKS

Game: 4 on several occasions; most recently by Aaron Hill vs. Nicholls State (2-27-01)
 Season: 77 by Andy Galy (1987)
 Career: 191 by Eddy Furniss (1995-98)

MOST STRIKEOUTS

Game: 5 by Tim Lanier at Nicholls State (4-26-94); by Casey Cuntz vs. South Carolina (4-5-97)
 Season: 73 by Gary Hymel (1991)
 Career: 213 by Brad Cresse (1997-2000)

MOST STOLEN BASES

Game: 3 on several occasions; most recently by Ray Wright vs. Arizona State (3-2-01)
 Season: 42 by Rob Hartwig (1987)
 Career: 73 by Rob Hartwig (1986-87)

HIGHEST BATTING AVERAGE

(Minimum of two at bats per team game)
 Season: .410 by Russ Johnson (1994)
 Career: .396 by Todd Walker (1992-94)

Individual Records

Pitching

MOST INNINGS PITCHED

Game: 10.2 by Russell Springer vs.Kentucky (3-20-88)
 Season: 152.1 by Ben McDonald (1989)
 Career: 398 by Scott Schultz (1992-95)

MOST APPEARANCES

Season: 41 by Barry Manuel (1986);
 by Rick Greene (1991)
 Career: 108 by Mark LaRosa (1988-91)

MOST STRIKEOUTS

Game: 17 by Scott Schultz vs.Maine (3-10-95)
 Season: 202 by Ben McDonald (1989)
 Career: 409 by Scott Schultz (1992-95)

MOST WALKS

Game: 11 by Eddie Olsen vs.Ole Miss (3-20-77); by John Chadwick vs. Miss.State (4-4-66)
 Season: 79 by Dan Kite (1988)
 Career: 183 by Dan Kite (1986-88)

MOST HITS ALLOWED

Game: 15 by Scott Schultz at Auburn (5-6-94)
 Season: 158 by Lane Mestepey (2001)
 Career: 365 by Scott Schultz (1992-95)

MOST WILD PITCHES

Game: 6 by Scott Schultz vs.Alabama (4-28-95)
 Season: 20 by Kurt Ainsworth (1999)
 Career: 45 by Scott Schultz (1992-95)

MOST STARTS

Season: 22 by Ben McDonald (1988); by Mark Guthrie (1986)
 Career: 56 by Brett Laxton (1993-96)

MOST SHUTOUTS

Season: 3 by Randy Wiles (1970); by Ben McDonald (1989); by Brian Tallet (2000)
 Career: 7 by Randy Wiles (1970-73)

MOST COMPLETE GAMES

Season: 10 by Mike Sirotko (1993); by Ben McDonald (1988); by Paul Stefan (1976)
 Career: 27 by Pat Moock (1972-75)

LOWEST EARNED RUN AVERAGE

Season: 0.21 by Rick Farizo (1970)
 Career: 1.70 by Bruce Baudier (1966-67)

HIGHEST WON-LOST PERCENTAGE

Season: 1.000 by Lloyd Peever (14-0,1992)
 Career: .880 by Patrick Coogan (22-3, 1995-97)

MOST WINS

Season: 17 by Paul Byrd (17-6, 1990)
 Career: 38 by Scott Schultz (38-12,1992-95)

MOST LOSSES

Season: 8 by Mark Guthrie (6-8,1985)
 Career: 18 by Mike Lloyd (13-18,1977-80)

MOST SAVED

Season: 14 by Rick Greene (1991)
 Career: 29 by Rick Greene (1990-92)

FEWEST HITS ALLOWED*(Per Nine Innings)*

Season: 4.07 by Fred Southerland (25 hits in 55.1 IP, 1962)
 Career: 5.33 by Barry Manuel (80 hits in 135 IP, 1985-87)

FEWEST WALKS ALLOWED*(Per Nine Innings)*

Season: 1.47 by Gregg Patterson (20 walks in 122 IP, 1987)
 Career: 1.92 by Bruce Baudier (26 walks in 122 IP, 1966-67)

MOST STRIKEOUTS*(Per Nine Innings)*

Season: 14.33 by Russell Springer (68 Ks in 42.2 IP, 1987)
 Career: 11.88 by Eddie Yarnall (260 Ks in 197 IP, 1994-96)

MOST RUNS ALLOWED

Game: 15 by Chuck Voorhies vs.Michigan St. (3-22-75)
 Season: 77 by Lane Mestepey (2001)
 Career: 208 by Clay Parker (1982-85)

MOST EARNED RUNS ALLOWED

Game: 11 by Ben McDonald vs. Texas (6-8-89)
 Season: 68 by Brandon Bowe (1999)
 Career: 161 by Clay Parker (1982-85)

MOST PICKOFFS

Season: 19 by John O'Donoghue (1990)

Fielding

MOST PUT OUTS


Game: 21 by Tim Lanier at Florida (3-22-96)
 Season: 633 by Kenny Jackson (1993)
 Career: 1598 by Eddy Furniss (1995-98)

MOST ASSISTS

Game: 10 by Mark Howie vs.Florida State (3-29-83); by Jason Williams vs.Georgia Tech (5-26-96); by Mike Fontenot vs Texas (6-10-00)
 Season: 246 by Ryan Theriot (2001)
 Career: 625 by Jason Williams (1993-96); by Ryan Theriot (1999-01)

MOST ERRORS

Game: 4 by Wally McMakin vs. Houston (2-23-75); by Wally McMakin vs. Auburn (4-9-76); by Josh Dalton vs. Vanderbilt (4-9-99)
 Season: 33 by Keith Osik (1989)
 Career: 74 by Mike Crosswell (1975-78)



Pitcher Randy Wiles (1970-73)




Pitcher Scott Schultz (1992-95)



Pitcher Russ Springer (1987-89)

Team Records



Pitcher Rick Farizo (1968-71)



Head Coach Jim Smith (1966-1978)



Catcher Rob Leary (1985-86)

Batting

MOST AT BATS

Game: 58 at Florida (3-22-96)
Season: 2,542 (2000)

MOST RUNS SCORED

Inning: 18 vs.Georgia Tech (7th inning,
5-26-96)
Game: 29 vs.Georgia Tech (5-26-96)
Season: 673 (1997)

MOST HITS

Game: 27 vs.Evansville (3-14-90)
Season: 864 (2000)

MOST SINGLES

Game: 19 at Miss. State (5-19-95)
Season: 558 (2000)

MOST DOUBLES

Game: 10 vs.Arkansas (3-22-98)
Season: 194 (2000)

MOST TRIPLES

Game: 3 on ten occasions; most recently
vs.Kentucky (5-16-99)
Season: 37 (1993)

MOST HOME RUNS

Game: 8 vs.Southern California (5-30-98)
Season: 188 (1997)

MOST RUNS BATTED IN

Game: 28 vs.Georgia Tech (5-26-96)
Season: 632 (1997)

MOST TOTAL BASES

Game: 54 at Louisiana College (3-14-92)
Season: 1,523 (1997)

HIGHEST SLUGGING PERCENTAGE

Game: 1.058 at Louisiana College (3-14-92)
Season: .607 (1997)

MOST SACRIFICE FLIES

Game: 4 vs.Nicholls State (4-3-91)
Season: 48 (1996)

Fielding

MOST PUT OUTS

Game: 48 vs.South Alabama (16 innings,
4-10-72)
Season: 1,891 (1990)

MOST ASSISTS

Game: 22 vs.Auburn (14 innings,5-5-85)
Season: 830 (1993)

MOST ERRORS

Game: 8 vs.Auburn (3-4-84)
Season: 125 (1993)

MOST SACRIFICE BUNTS

Game: 4 vs. S. Alabama (5-7-77); vs.Alabama
(3-13-77); vs.Central Florida (3-7-93)
Season: 35 (1975)

MOST WALKS

Game: 16 vs.Mercer (2-18-89); vs.Mercer
(2-19-89); vs.Florida (3-2-91)
Season: 444 (1989)

MOST STRIKEOUTS

Game: 21 vs. Tulane (11 innings, 4-30-65)
Season: 585 (1997)

MOST STOLEN BASES

Game: 10 vs.Michigan St.(3-21-75)
Season: 156 (1987)

MOST LEFT ON BASE

Game: 22 vs. Tulane (14 innings, 4-5-79)
Season: 613 (2000)

BATTING AVERAGE

High: .340 (2000)
Low: .210 (1969)

HITS PER GAME

High: 12.52 (2000)
Low: 6.06 (1969)

RUNS PER GAME

High: 9.67 (1996)
Low: 2.83 (1969)

WALKS PER GAME

High: 6.17 (1989)
Low: 2.79 (1965)

STRIKEOUTS PER GAME

High: 8.37 (1998)
Low: 3.81 (1981)

MOST DOUBLE PLAYS

Game: 4 on 12 occasions; most recently
at Arizona State (3-3-01)
Season: 72 (2001)

MOST TRIPLE PLAYS

Game: 1 vs.New Orleans (4-28-81); vs.
Oklahoma (5-23-97); vs.Ole Miss
(3-28-99)
Season: 1 (1981,1997,1999)

Team Records

Pitching

MOST INNINGS PITCHED

Game: 16 vs. South Alabama (4-10-72)
 Season: 630.3 (1990)

MOST STRIKEOUTS

Game: 20 at Florida (16 innings, 3-22-96)
 Season: 682 (1997)

MOST WALKS

Game: 16 vs. Tulane (3-10-83)
 Season: 292 (1988)

MOST RUNS ALLOWED

Inning: 12 vs. Miss. St. (3rd inning, 4-10-78)
 Game: 28 at Alabama (5-10-97)
 Season: 402 (1999)

MOST EARNED RUNS ALLOWED

Game: 22 at Alabama (5-10-97)
 Season: 329 (1999)

MOST HITS ALLOWED

Game: 28 at Alabama (5-10-97)
 Season: 661 (2000)

MOST WILD PITCHES

Game: 6 vs. Alabama (4-28-95)
 Season: 69 (1999)

MOST APPEARANCES

Game: 8 vs. TCU (3-19-94); vs. Ole Miss (4-14-01)
 Season: 233 (1997)

SAVES

High: 20 (1989)
 Low: 0 (1976)

COMPLETE GAMES

High: 25 (1979, 1968)
 Low: 4 (2000)

EARNED RUN AVERAGE

High: 6.08 (1981)
 Low: 1.75 (1968)

STRIKEOUTS PER GAME

High: 9.74 (1997)
 Low: 3.78 (1978)

WALKS PER GAME

High: 5.22 (1982)
 Low: 2.66 (1971)

HITS ALLOWED PER GAME

High: 9.86 (1999)
 Low: 4.79 (1968)

RUNS ALLOWED PER GAME

High: 6.92 (1981)
 Low: 1.91 (1968)



Pitcher Lloyd Peever (1992)



Pitcher Pat Mook (1972-75)



Head Coach Ray Didier led LSU to the 1961 SEC title.

Season

GAMES PLAYED

High: 73 (1990, 1991)
 Low: 19 (1965)

GAMES WON

High: 57 (1997)
 Low: 6 (1965)

GAMES LOST

High: 34 (1978)
 Low: 13 (1997, 1973, 1967, 1965)

CONSECUTIVE GAMES WON

Season: 19 (1997)

CONSECUTIVE GAMES LOST

Season: 11 (1982)

GAMES WON AT HOME

High: 38 (1986)
 Low: 6 (1965)

GAMES WON ON ROAD

High: 24 (1989, 2000)
 Low: 0 (1965)

CONFERENCE WINS

High: 22 (1997, 1986)
 Low: 4 (1977, 1969, 1966, 1965)

CONFERENCE LOSSES

High: 18 (1978)
 Low: 3 (1975)

WON-LOST PERCENTAGE

High: .814 (57-13, 1997)
 Low: .282 (12-34, 1978)

LSU's NCAA & SEC Statistical Champions

* - SEC Record | # - NCAA Record

LSU's SEC Individual Leaders

Home Runs

1964	Bob Stewart	7
1987	Albert Belle	21
1988	Craig Cala	15
1991	Gary Hymel	25
1993	Todd Walker	22
1996	Eddy Furniss	26
1997	Brandon Larson	*40
1998	Brad Cresse	29
2000	Brad Cresse	30

RBI

1987	Craig Faulkner	69
1988	Craig Cala	75
1989	Wes Grisham	85
1991	Gary Hymel	79
1992	Todd Walker	76
1993	Todd Walker	102
1996	Eddy Furniss	106
1997	Brandon Larson	*118
1998	Brad Cresse	90
2000	Brad Cresse	106
2001	Todd Linden	76

Triples

1981	Chip Moses	5
1983	Mark Howie	7
1989	Wes Grisham	6
1990	Rich Cordani	6
1995	Mike Klostermeyer	6

Doubles

1986	Jeff Yurtin	24
1994	Russ Johnson	26
2000	Brad Hawpe	*36

Stolen Bases

1972	Mike Sonderegger	19
1975	Larry Wright	25
1987	Rob Hartwig	42

Hits

1961	John Bailey	32
1989	Wes Grisham	106
1990	Wes Grisham	100
1992	Todd Walker	100
1993	Todd Walker	109
1997	Brandon Larson	110

Runs Scored

1991	Lyle Mouton	78
1992	Todd Walker	72
1993	Todd Walker	85
1994	Todd Walker	77
1996	Nathan Dunn	95
2000	Mike Fontenot	93

Pitching Wins

1961	Allen Smith	10
1972	Randy Wiles	8
1975	Pat Moock	10
1976	Paul Stefan	10
1986	Stan Loewer	14
1989	Curtis Leskanic	15
1990	Paul Byrd	17
1991	Chad Ogea	14
1992	Lloyd Peever	14
1996	Eddie Yarnall	11
1999	Kurt Ainsworth	13
2001	Lane Mestepey	11

ERA

1961	Allen Smith	1.34
1966	Bruce Baudier	0.88
1970	Rick Farizo	* 0.21
1980	Don Schneider	1.38
1986	Barry Manuel	2.37
1993	Brett Laxton	1.98

Strikeouts Pitched

1972	Randy Wiles	116
1975	Paul Stefan	73
1976	Paul Stefan	83
1983	Cal Santarelli	91
1986	Mark Guthrie	122
1988	Russ Springer	156
1989	Ben McDonald	* 202
1991	Chad Ogea	140
1995	Scott Schultz	150
1999	Kurt Ainsworth	157

LSU's SEC Team Leaders

Batting Average

1990	LSU	.325
1996	LSU	.318
2000	LSU	.340
2001	LSU	.318

Home Runs

1993	LSU	85
1995	LSU	81
1996	LSU	131
1997	LSU	* 188
1998	LSU	157

RBI

1987	LSU	434
1990	LSU	515
1991	LSU	488
1993	LSU	527
1995	LSU	457
1996	LSU	583
1997	LSU	* 632
2000	LSU	598
2001	LSU	514

Triples

1987	LSU	18
1988	LSU	19
1989	LSU	26
1990	LSU	27
1993	LSU	37

Doubles

1990	LSU	156
1991	LSU	138
1993	LSU	152
2000	LSU	* 194

Stolen Bases

1987	LSU	156
------	-----	-----

Hits

1986	LSU	696
1990	LSU	807
1993	LSU	737
2000	LSU	* 864
2001	LSU	754

Runs Scored

1986	LSU	542
1987	LSU	509
1990	LSU	587
1991	LSU	547
1993	LSU	603
1996	LSU	648
2000	LSU	652
2001	LSU	574

ERA

1987	LSU	3.07
1989	LSU	3.50
1996	LSU	3.38
1998	LSU	4.38

Strikeouts Pitched

1985	LSU	442
1987	LSU	552
1988	LSU	519
1989	LSU	621
1990	LSU	555
1991	LSU	626
1996	LSU	633
1997	LSU	681
1998	LSU	646
2000	LSU	574

Fielding Percentage

1995	LSU	.970
------	-----	------

Slugging Percentage

1990	LSU	.486
1993	LSU	.511
1995	LSU	.491
1996	LSU	.558
2000	LSU	.542
2001	LSU	.508

LSU's NCAA Individual Leaders

Home Runs

1996	Eddy Furniss	26
2000	Brad Cresse	30

RBI

1993	Todd Walker	102
1996	Eddy Furniss	103
2000	Brad Cresse	106

Doubles

2000	Brad Hawpe	# 36
------	------------	------

Total Bases

1993	Todd Walker	214
------	-------------	-----

Walks

1987	Andy Galy	77
------	-----------	----

Saves

1991	Rick Greene	14
------	-------------	----

LSU's NCAA Team Leaders

Hits

1990	LSU	807
------	-----	-----

Runs Scored

1993	LSU	603
------	-----	-----

Home Runs

1997	LSU	# 188
1998	LSU	157

ALL-AMERICA

2001	- Lane Mestepey, LHP, <i>Collegiate Baseball</i> (3rd Team); <i>Baseball America</i> (Freshman 1st Team); <i>Baseball Weekly</i> (Freshman 1st Team)
	- Todd Linden, OF, <i>Baseball America</i> (3rd Team)
	- Aaron Hill, OF, <i>Collegiate Baseball</i> (Freshman Honorable Mention)
2000	- Brad Cresse, C, <i>Baseball Weekly</i> (1st Team); <i>Collegiate Baseball</i> (1st Team), NCBWA (1st Team), <i>Baseball America</i> (1st Team); ABCA (1st Team); <i>The Sporting News</i> (2nd Team)
	- Brad Hawpe, 1B, <i>Baseball America</i> (2nd Team); <i>Collegiate Baseball</i> (3rd Team)
	- Brian Tallet, LHP, <i>Baseball America</i> (2nd Team);
	- Mike Fontenot, 2B, <i>Collegiate Baseball</i> (Freshman 1st Team); <i>Baseball America</i> (Freshman 1st Team)
	- Wally Pontiff, OF, <i>Collegiate Baseball</i> (Freshman Honorable Mention)
	- Bo Pettit, RHP, <i>Collegiate Baseball</i> (Freshman Honorable Mention)
1999	- Kurt Ainsworth, RHP, <i>Baseball America</i> (1st Team)
	- Brad Cresse, C, NCBWA (2nd Team)
	- Jeff Leamont, 1B, NCBWA (3rd Team)
1998	- Eddy Furniss, 1B, NCBWA (1st Team); <i>Collegiate Baseball</i> (1st Team); <i>Baseball America</i> (1st Team); <i>The Sporting News</i> (1st Team); ABCA (1st Team); <i>USA Today</i> (2nd Team)
	- Brad Cresse, C, <i>The Sporting News</i> (1st Team); NCBWA (2nd Team); ABCA (3rd Team)
	- Trey McClure, INF, NCBWA (2nd Team); <i>The Sporting News</i> (3rd Team)
	- Doug Thompson, RHP, NCBWA (2nd Team)
1997	- Brandon Larson, SS, <i>Baseball America</i> (1st Team); NCBWA (1st Team); <i>The Sporting News</i> (1st Team); ABCA (1st Team); <i>Collegiate Baseball</i> (3rd Team)
	- Patrick Coogan, RHP, NCBWA (1st Team); <i>Collegiate Baseball</i> (2nd Team); <i>Baseball America</i> (3rd Team)
	- Eddy Furniss, 1B, NCBWA (3rd Team)
	- Blair Barbier, 2B; <i>Collegiate Baseball</i> (Freshman 1st Team)
1996	- Eddy Furniss, 1B, <i>Collegiate Baseball</i> (1st Team); <i>Baseball America</i> (1st Team); ABCA (1st Team); NCBWA (1st Team)
	- Eddie Yarnall, LHP, <i>Baseball America</i> (1st Team); ABCA (1st Team); <i>Collegiate Baseball</i> (2nd Team); NCBWA (2nd Team)
	- Jason Williams, SS, NCBWA (2nd Team); ABCA (3rd Team)
	- Nathan Dunn, 3B, NCBWA (2nd Team); <i>Collegiate Baseball</i> (3rd Team)
	- Warren Morris, 2B, NCBWA (Honorable Mention)
	- Chad Cooley, OF, NCBWA (Honorable Mention)
	- Chris Demouy, LHP, NCBWA (Honorable Mention)
1995	- Scott Schultz, RHP, NCBWA (1st Team); <i>Collegiate Baseball</i> (3rd Team); <i>Baseball America</i> (3rd Team); ABCA (3rd Team)
	- Warren Morris, 2B, NCBWA (2nd Team)
	- Mike Klostermeyer, 1B, NCBWA (3rd Team)
	- Jason Williams, SS, NCBWA (Honorable Mention)
	- Eddy Furniss, DH, <i>Collegiate Baseball</i> (Freshman Honorable Mention)
1994	- Todd Walker, 2B, <i>Collegiate Baseball</i> (1st Team); <i>Baseball America</i> (1st Team); NCBWA (1st Team); ABCA (1st Team)
	- Russ Johnson, SS, NCBWA (1st Team); <i>Collegiate Baseball</i> (2nd Team); <i>Baseball America</i> (2nd Team); ABCA (2nd Team)
	- Scott Schultz, RHP, NCBWA (2nd Team); <i>Collegiate Baseball</i> (3rd Team)
	- Warren Morris, LF, <i>Collegiate Baseball</i> (Freshman Honorable Mention)
1993	- Todd Walker, 2B, <i>Collegiate Baseball</i> (1st Team); <i>Baseball America</i> (1st Team); ABCA (1st Team); NCBWA (1st Team)
	- Brett Laxton, RHP, NCBWA (1st Team); <i>Collegiate Baseball</i> (2nd Team); <i>Baseball America</i> (2nd Team); ABCA (3rd Team); <i>Collegiate Baseball</i> (Freshman 1st Team)
	- Harry Berrios, OF, ABCA (2nd Team); NCBWA (2nd Team)
1992	- Lloyd Peever, RHP, <i>Collegiate Baseball</i> (1st Team); <i>Baseball America</i> (1st Team); ABCA (1st Team)
	- Todd Walker, 2B, <i>Collegiate Baseball</i> (2nd Team, Freshman 1st Team); <i>Baseball America</i> (2nd Team, Freshman 1st Team)
	- Rick Greene, RHP, <i>Collegiate Baseball</i> (2nd Team)
	- Russ Johnson, 3B, <i>Collegiate Baseball</i> (Freshman 1st Team); <i>Baseball America</i> (Freshman 1st Team)
	- Scott Schultz, RHP, <i>Baseball America</i> (Freshman 1st Team); <i>Collegiate Baseball</i> (Freshman Honorable Mention)
1991	- Chad Ogea, RHP, <i>Baseball America</i> (2nd Team)
	- Rick Greene, RHP, <i>Collegiate Baseball</i> (2nd Team); ABCA (3rd Team)
	- Lyle Mouton, OF, <i>Collegiate Baseball</i> (3rd Team)
1990	- Wes Grisham, OF, <i>Baseball America</i> (1st Team); ABCA (2nd Team); <i>The Sporting News</i> (2nd Team)
	- Paul Byrd, RHP, <i>Baseball America</i> (2nd Team)
1989	- Ben McDonald, RHP, <i>Baseball America</i> (1st Team); <i>Collegiate Baseball</i> (1st Team); <i>The Sporting News</i> (1st Team); ABCA (1st Team)
	- Paul Byrd, RHP, <i>Collegiate Baseball</i> (Freshman Team)
1988	- Ben McDonald, RHP, <i>Baseball America</i> (1st Team)
1987	- Gregg Patterson, LHP, <i>Baseball America</i> (2nd Team)
1986	- Barry Manuel, RHP, ABCA (3rd Team); <i>Baseball America</i> (2nd Team)
	- Albert Belle, OF, <i>Baseball America</i> (2nd Team)
	- Dan Kite, RHP, <i>Baseball America</i> (Freshman Team)
1983	- Cal Santarelli, P, ABCA (3rd Team)
1974	- Mike Miley, 2B, <i>The Sporting News</i> (1st Team)
1961	- Allen Smith, P, ABCA (1st Team)

GTE-COSIDA ACADEMIC ALL-AMERICA

1998	- Eddy Furniss, 1B (2nd Team)
1997	- Eddy Furniss, 1B (1st Team)
1996	- Eddy Furniss, 1B (2nd Team)
	- Chris Demouy, P (3rd Team)
1995	- Warren Morris, 2B (1st Team)
1994	- Tim Lanier, C (3rd Team)

ACADEMIC ALL-SEC

2001	- Billy Brian, RHP, 3.25 (Construction Management)
	- Brad David, LHP, 3.05 (Construction Management)
	- David Miller, RHP, 3.00 (General Studies)
	- Tim Nugent, LHP, 3.33 (General Studies)
	- Wally Pontiff, 3B, 3.06 (Undergraduate Studies)
	- Chad Vaught, 3.13 (Zoology)
2000	- Blair Barbier, 3B, 3.33 (Finance)
	- Billy Brian, RHP, 3.25 (Construction Management)
	- Mike Daly, INF, 3.40 (Marketing)
	- Brad Hawpe, 1B, 3.01 (Finance)
	- Trey Hodges, RHP, 3.02 (Kinesiology)
	- Jeremy Loftice, RHP, 3.01 (Kinesiology)
	- Billy McBride, OF, 3.11 (Undergraduate Studies)
	- Tommy Morel, OF, 3.11 (Microbiology)
	- Tim Nugent, LHP, 3.44 (General Business)
	- Jeremy Witten, OF, 3.44 (Kinesiology)
1999	- Kurt Ainsworth, RHP, 3.41 (Management Information Systems)
	- Christian Bourgeois, OF, 3.24 (Zoology)
	- Josh Dalton, SS, 3.16 (Kinesiology)
	- Mike Daly, INF, 3.11 (Marketing)
	- Tim Nugent, LHP, 3.05 (Undergraduate Studies)
	- Jeremy Witten, OF, 3.11 (Kinesiology)
1998	- Blair Barbier, INF, 3.17 (Undergraduate Studies)
	- Matt Colvin, LHP, 3.38 (Management Information Systems)
	- Chris Demouy, LHP, 3.33 (Business Administration)
	- Eddy Furniss, 1B, 3.47 (Zoology)
	- Doug Thompson, RHP, 3.22 (Kinesiology)
1997	- Eric Berthelot, LHP, 3.26 (Kinesiology)
	- John Blancher, INF, 3.22 (Liberal Arts)
	- Patrick Coogan, RHP, 3.0 (Business Administration)
	- Casey Cuntz, 3B, 3.62 (Mass Communications)
	- Brian Daugherty, RHP, 3.37 (General Studies)
	- Chris Demouy, LHP, 3.63 (Management)
	- Eddy Furniss, 1B, 3.66 (Zoology)
	- Jeff Harris, RHP, 3.77 (Kinesiology)
	- Joey Painich, RHP, 3.16 (Kinesiology)
1996	- Warren Morris, 2B, 3.5 (Zoology)
	- Eddy Furniss, 1B, 3.7 (Pre-Medicine)
	- Brad Wilson, DH, 3.0 (General Studies)
	- Kevin Ward, C, 3.6 (Electrical Engineering)
	- Tim Lanier, C, 3.6 (Kinesiology)
	- Brian Daugherty, RHP, 3.1 (Kinesiology)
	- Chris Demouy, LHP, 3.8 (Management)
1995	- Warren Morris, 2B, 3.73 (Zoology)
	- Kevin Ainsworth, OF, 3.25 (Management)
	- Bhrett McCabe, RHP, 3.06 (Psychology)
	- Kevin Ward, C, 3.34 (Electrical Engineering)
	- Tim Lanier, C, 3.10 (Kinesiology)
	- Brian Winders, RHP, 3.53 (General Studies)
	- Casey Cuntz, SS, 3.42 (General Studies)
1994	- Kevin Ainsworth, RF, 3.07 (Business Management)
	- Scott Berardi, C, 3.12 (Advertising)
	- Tim Lanier, C, 3.25 (Kinesiology)
	- Bhrett McCabe, RHP, 3.11 (Zoology)
	- Warren Morris, LF, 3.68 (Accounting)
	- Kevin Ward, C, 3.40 (Accounting)
1993	- Mike Sirotko, LHP, 3.15 (Psychology)
	- Matt Chamberlain, RHP, 3.28 (Microbiology)
	- Brian Winders, RHP, 3.10 (Microbiology)
1992	- Tim Bauer, C, 3.50 (Marketing)
	- Matt Chamberlain, RHP, 3.32 (Microbiology)
	- David Herry, RHP, 3.10 (Business Administration)
	- Chris Mook, OF, 3.00 (General Studies)
	- Jared Mula, OF, 3.20 (General Studies)
	- Bhrett McCabe, RHP, 3.00 (General Studies)
	- Mike Sirotko, LHP, 3.20 (Psychology)
1991	- Tim Bauer, C, 3.60 (Marketing)
	- Paul Byrd, RHP, 3.04 (General Studies)
	- Matt Chamberlain, RHP, 3.35 (Pre-Medicine)
	- Pat Garrity, DH, 3.03 (General Studies)
1988	- Daniel Edwards, C, 3.81 (Philosophy)
1987	- Rob Hartwig, OF, 3.15 (General Studies)

LSU Superlatives

- Mark Guthrie, LHP, 3.13 (General Studies)
- Pete Bush, 1B, 3.05 (Management)
- 1986 - Joe Zimmerman, P, 3.25 (Physical Education)
- Terry Belle, OF, 3.00 (Accounting)
- 1985 - Joe Zimmerman, P, 3.57 (Physical Therapy)
- 1984 - Mark Howie, SS, 3.25 (Business Administration)
- 1983 - Mark Howie, SS, 3.00 (Marketing)
- 1980 - Randy Olson, OF, 3.00 (Education)
- 1979 - Lucien Tujague, OF, 3.20 (Petroleum Engineering)
- 1976 - Wally McMakin, 3B, 3.30 (Education)

- Tony Toups, SS, 3.20 (Business Administration)
- 1975 - Wally McMakin, DH, 3.00 (Education)
- Randy Aldridge, OF, 3.40 (Education)
- Guy Hollingsworth, P, 3.20 (Pre-Law)
- 1974 - Randy Aldridge, OF, 3.75 (Education)
- Tom Charpentier, P, 3.00 (Business Administration)
- 1973 - Steve Spitz, 2B, 3.00 (Business Administration)
- 1971 - Mike Moock, 2B, 3.20 (Business Administration)
- Lou Farmer, P, 3.20 (Business Administration)

All-SEC (first-team)

- 2001 - Lane Mestepey, LHP
- Wally Pontiff, 3B
- Mike Fontenot, 2B
- 2000 - Brad Cresse, C
- 1998 - Eddy Furniss, 1B
- 1997 - Brandon Larson, SS
- Patrick Coogan, RHP
- 1996 - Eddy Furniss, 1B
- Nathan Dunn, 3B
- Eddie Yarnall, LHP
- 1995 - Scott Schultz, RHP
- 1994 - Russ Johnson, SS
- Todd Walker, 2B
- 1993 - Todd Walker, 2B
- Brett Laxton, RHP
- 1992 - Lloyd Peever, RHP
- Todd Walker, 2B
- 1991 - Tookie Johnson, 2B
- 1990 - Wes Grisham, OF
- Chad Ogea, RHP
- Keith Osik, C
- Tookie Johnson, 2B
- 1989 - Ben McDonald, P
- Wes Grisham, DH

- 1988 - Craig Cala, OF
- Ben McDonald, RHP
- 1987 - Albert Belle, OF
- Gregg Patterson, LHP
- 1986 - Jim Bowie, 1B
- Mark Guthrie, LHP
- 1985 - Marty Lanoux, 3B
- 1984 - Mark Cooper, C
- 1983 - Mark Cooper, C
- Cal Santarelli, P
- 1980 - Don Schneider, P
- 1979 - Bobby Mariano, 3B
- 1976 - Paul Stefan, P
- Tony Toups, SS
- 1975 - Steve Frank, 1B
- Wally McMakin, 3B
- Pat Moock, P
- 1973 - Gerald Keigley, UT
- Pat Moock, P
- 1972 - Mike Miley, UT
- Randy Wiles, P
- 1971 - Craig Burns, OF
- 1969 - Tom Giles, C
- 1968 - Bob Leake, OF
- 1967 - Tom Giles, C
- Steve Ogin, OF
- 1964 - Steve George, P
- 1963 - Gene Achord, OF
- 1962 - Allen Smith, P
- 1961 - Allen Smith, P
- John Bailey, OF
- 1958 - Bob Loftin, P
- Al White, 2B
- 1953 - Jerry Marchand, C
- 1952 - Jerry Marchand, C
- Benny McArdle, P
- 1951 - Gene Murphy, C

- 1998 - Trey McClure, 3B
- Brad Cresse, C
- Doug Thompson, RHP
- 1997 - Blair Barbier, 2B
- Eddy Furniss, 1B
- 1996 - Chad Cooley, OF
- Justin Bowles, OF
- Jason Williams, SS
- 1995 - Warren Morris, 2B
- 1994 - Scott Schultz, RHP
- 1993 - Harry Berrios, RF
- 1991 - Gary Hymel, C
- Lyle Mouton, RF
- Rich Cordani, LF
- 1990 - Rich Cordani, DH
- Paul Byrd, RHP
- 1989 - Craig Cala, RF
- Curtis Leskanic, RHP
- 1987 - Dave Cunningham, SS
- 1986 - Burke Broussard, 2B
- Jeff Reboulet, SS
- Albert Belle, RF
- Rob Leary, C
- Barry Manuel, RHP



Infielder Blair Barbier (1997-2000)

SEC Player of the Year

- 1996 - Eddy Furniss, 1B
- 1994 - Russ Johnson, SS
- 1993 - Todd Walker, 2B

SEC Freshman of the Year

- 2001 - Lane Mestepey, LHP
- 2000 - Mike Fontenot, 2B

ALL-SEC (Second Team)

- 2001 - Ryan Theriot, SS
- Todd Linden, OF
- Bryan Moore, 1B
- 1999 - Trey McClure, OF
- Jeff Leaumont, 1B



Outfielder Todd Linden (2001)

LSU Superlatives

All-SEC Western Division (1951-85)

- 1985 - Jeff Reboulet, SS
- Marty Lanoux, 3B
- Robbie Smith, P
- 1984 - Mark Cooper, C
- Tim Sossamon, OF
- John Dixon, DH
- 1983 - Mark Cooper, C
- Cal Santarelli, P
- 1982 - Dan Karp, C
- Billy Donathan, P
- 1981 - Chip Moses, 2B
- 1980 - Don Schneider, P
- Mike Alvarez, P
- Randy Olson, 1B
- 1979 - Bobby Mariano, 3B
- Duane Dewey, C
- Pete Almaguer, 2B
- Mike Alvarez, P
- 1976 - Paul Stefan, P
- Tony Toups, SS
- 1975 - Steve Frank, 1B
- Wally McMakin, 3B
- Pat Moock, P
- Vaughn Meiners, OF
- Tommy Saizan, C
- 1974 - Randy Aldridge, OF
- Tom Charpentier, P
- Mike Miley, UT
- 1973 - Gerald Keigley, UT
- Pat Moock, P
- Mike Sonderegger, OF
- 1972 - Mike Miley, UT
- Randy Wiles, P
- 1971 - Craig Burns, OF
- Lou Farmer, P
- 1970 - Bill Bright, OF
- 1969 - Tom Giles, C
- 1968 - Bob Leake, OF
- Ron Hunt, UT
- 1967 - Tom Giles, C
- Steve Ogin, OF
- 1966 - Bruce Baudier, P
- 1964 - Steve George, P
- Gene Achord, OF
- Harry Morel, 3B
- 1963 - Gene Achord, OF
- Wiley Dial, P
- 1962 - Allen Smith, P
- Larry Edmondson, UT
- Jimmy Field, OF
- 1961 - John Bailey, OF
- Allen Smith, P
- Lynn Amedee, P
- Larry Edmondson, SS
- 1958 - Bob Loftin, P
- Al White, 2B
- 1953 - Jerry Marchand, C
- 1952 - Jerry Marchand, C
- Benny McArdle, P
- 1951 - Gene Murphy, C



Catcher Brad Cresse (1997-2000)

SEC All-Tournament

- 2001 - Matt Heath, C
- Todd Linden, OF
- 2000 - Brian Tallet, LHP
- Brad Hawpe, 1B
- Blair Barbier, 3B
- Wally Pontiff, OF
- Cedrick Harris, OF
- 1998 - Randy Keisler, LHP
- 1997 - Danny Higgins, DH
- Blair Barbier, 2B
- Brandon Larson, SS
- 1996 - Eddie Yarnall, LHP
- 1995 - Warren Morris, 2B
- Nathan Dunn, 3B
- Chad Cooley, OF
- Eddy Furniss, DH
- 1994 - Russ Johnson, SS
- Kevin Ainsworth, OF
- Brad Wilson, DH
- 1993 - Jason Williams, 3B
- Russ Johnson, SS
- Harry Berrios, OF
- Mike Neal, OF
- Will Hunt, LHP
- 1992 - Todd Walker, 2B
- Andy Sheets, SS
- Chris Moock, OF
- Mike Neal, DH
- Lloyd Peever, RHP
- Ronnie Rantz, LHP
- 1991 - Chris Moock, OF
- 1990 - Wes Grisham, OF
- Chad Ogea, RHP
- Scott Bethea, SS
- Ron Lim, OF

- 1988 - Rich Vasquez, OF
- 1987 - Dave Cunningham, SS
- Craig Faulkner, C
- 1986 - Jeff Yurtin, 3B
- Mike Papajohn, OF
- Albert Belle, OF
- Barry Manuel, P
- 1985 - Jeff Reboulet, SS
- 1979 - Bobby Mariano, 3B
- Steve Bollman, UT

Outstanding Player - SEC Tournament

- 2000 - Wally Pontiff, OF
- 1994 - Russ Johnson, SS
- 1993 - Harry Berrios, OF
- 1992 - Andy Sheets, SS
- 1986 - Jeff Yurtin, 3B

ABCA All South Region

- 2001 - Todd Linden, OF
- Bryan Moore, 1B (2nd Team)
- Mike Fontenot, 2B (2nd Team)
- 2000 - Brad Cresse, C
- 1998 - Eddy Furniss, 1B
- Brad Cresse, C
- Randy Keisler, LHP (2nd team)
- 1997 - Brandon Larson, SS
- Patrick Coogan, RHP
- Mike Koerner, CF (2nd Team)
- 1996 - Eddy Furniss, 1B
- Jason Williams, SS
- Nathan Dunn, 3B
- Justin Bowles, OF
- Eddie Yarnall, LHP
- 1995 - Scott Schultz, RHP
- 1994 - Todd Walker, 2B
- Russ Johnson, SS
- 1993 - Todd Walker, 2B
- Harry Berrios, OF
- Brett Laxton, RHP
- 1992 - Lloyd Peever, RHP
- Todd Walker, 2B
- Rick Greene, RHP (2nd Team)
- 1991 - Tookie Johnson, 2B
- Rick Greene, RHP
- 1989 - Ben McDonald, RHP
- Wes Grisham, DH (2nd Team)
- 1986 - Barry Manuel, RHP
- Mark Guthrie, LHP (2nd Team)
- Jim Bowie, 1B (2nd Team)
- Jeff Reboulet, SS (2nd Team)
- 1984 - Mark Cooper, C
- 1983 - Cal Santarelli, P
- 1976 - Paul Stefan, P
- 1975 - Pat Moock, P
- Steve Frank, 1B
- Wally McMakin, 3B

LSU Superlatives

LSU's SEC BASEBALL CHAMPIONS

YEAR	RECORD	PCT.	COACH	RUNNER-UP
1939	10-2	.833	Harry Rabenhorst	Auburn
1943	11-3	.786	Red Swanson	Vanderbilt, Auburn
1946	11-3	.786	Harry Rabenhorst	Alabama, Georgia
1961	11-4	.733	Ray Didier	Auburn
1975	19-3	.863	Jim Smith	Georgia
1986	22-5	.815	Skip Bertman	Georgia
1990	20-7	.741	Skip Bertman	Georgia
1991	19-7	.731	Skip Bertman	Florida
1992	18-6	.750	Skip Bertman	Florida
1993	18-8-1	.685	Skip Bertman	Tennessee
1996	20-10	.667	Skip Bertman	Tri-Champions with Florida & Alabama
1997	22-7	.759	Skip Bertman	Alabama

NCAA Regional All-Tournament

2001 - Baton Rouge Regional

- Mike Fontenot, 2B
- Lane Mestepey, LHP
- Bryan Moore, 1B
- Wally Pontiff, 3B
- Zeph Zinsman, DH

2000 - Baton Rouge Regional

- Brad Hawpe, 1B
- Mike Fontenot, 2B
- Brad Cresse, C
- Johnnie Thibodeaux, OF
- Jeremy Witten, OF
- Wally Pontiff, OF
- Brian Tallet, LHP

1999 - Baton Rouge Regional

- Jeff Leamont, 1B
- Ryan Theriot, 2B
- Jeremy Witten, OF
- Brad Hawpe, OF
- Trey McClure, DH
- Kurt Ainsworth, RHP
- Ben Saxon, RHP

1998 - South II Regional

- Brad Cresse, C
- Eddy Furniss, 1B
- Trey McClure, 2B
- Josh Dalton, SS
- Cedrick Harris, OF
- Wes Davis, DH
- Doug Thompson, RHP
- Brandon Bowe, RHP

1997 - South I Regional

- Eddy Furniss, 1B
- Brandon Larson, SS
- Trey McClure, 3B
- Tom Bernhardt, RF
- Mike Koerner, CF
- Doug Thompson, RHP
- Patrick Coogan, RHP

1996 - South II Regional

- Eddy Furniss, 1B
- Warren Morris, 2B
- Jason Williams, SS
- Nathan Dunn, 3B
- Chad Cooley, OF
- Eddie Yarnall, LHP

1995 - South Regional

- Scott Schultz, RHP
- Mike Klostermeyer, 1B

1994 - South Regional

- Todd Walker, 2B
- Russ Johnson, SS
- Chad Cooley, OF
- Brett Laxton, RHP
- Tim Lanier, C



Pitcher Brian Tallet (1998-2000)

1993 - South Regional

- Kenny Jackson, 1B
- Todd Walker, 2B
- Harry Berrios, OF
- Armando Rios, OF
- Mike Neal, DH
- Mike Sirotko, LHP

1992 - South I Regional

- Chris Moock, OF

1991 - South Regional

- Tookie Johnson, 2B
- Chris Moock, 3B
- Rich Cordani, OF
- Gary Hymel, C
- Mike Sirotko, LHP

1990 - South I Regional

- Chad Ogea, P
- Tim Clark, OF
- Lyle Mouton, DH
- Johnny Tellechea, 1B

1989 - Central Regional

- Ben McDonald, P
- Curtis Leskanic, P
- Wes Grisham, DH
- Tookie Johnson, 2B
- Matt Gruver, LF

1987 - South II Regional

- Dave Cunningham, SS
- Craig Faulkner, C
- Mike Papajohn, OF
- Gregg Patterson, LHP

1986 - South I Regional

- Jim Bowie, 1B
- Jeff Yurtin, 3B
- Albert Belle, OF
- Barry Manuel, P

1985 - Central Regional

- Tim Sossamon, OF

Outstanding Player

NCAA Regional Tournament

2000	Baton Rouge	Brad Hawpe, 1B
1999	Baton Rouge	Kurt Ainsworth, RHP
1998	South II	Eddy Furniss, 1B
1997	South I	Trey McClure, 3B
1996	South II	Jason Williams, SS
1994	South	Todd Walker, 2B
1993	South	Mike Sirotko, LHP
1989	Central	Ben McDonald, RHP
1987	South II	Gregg Patterson, LHP
1986	South I	Albert Belle, OF

College World Series All-Tournament

- 2000 - Mike Fontenot, 2B
- Blair Barbier, 3B
- Ryan Theriot, SS
- Brad Hawpe, DH

LSU Superlatives



Outfielder Cedrick Harris (1997-2000)

- Trey Hodges, RHP
- 1998 - Cedrick Harris, OF
- 1997 - Eddy Furniss, 1B
- Brandon Larson, SS
- Mike Koerner, CF
- Tom Bernhardt, RF
- 1996 - Tim Lanier, C
- Justin Bowles, OF
- Eddie Yarnall, LHP
- 1994 - Todd Walker, 2B
- 1993 - Adrian Antonini, C
- Todd Walker, 2B
- Jim Greely, OF
- Armando Rios, OF
- Brett Laxton, RHP
- Mike Sirotko, LHP
- 1991 - Gary Hymel, C
- Johnny Tellechea, 1B
- Lyle Mouton, OF
- Chad Ogea, RHP
- 1990 - Tim Clark, OF
- Lyle Mouton, DH
- 1987 - Jack Voigt, OF
- Gregg Patterson, LHP

College World Series

Most Outstanding Player

- 2000 - Trey Hodges, RHP
- 1997 - Brandon Larson, SS
- 1993 - Todd Walker, 2B
- 1991 - Gary Hymel, C

Dick Howser Award Winner

- 1998 - Eddy Furniss, 1B

Golden Spikes Award Winner

- 1989 - Ben McDonald, RHP

Smith Award Winner

- 1989 - Ben McDonald, RHP

Johnny Bench Award Winner

- 2000 - Brad Cresse, C

Golden Spikes Award Finalists

- 2000 - Brad Cresse, C
- 1998 - Eddy Furniss, 1B
- 1997 - Brandon Larson, SS
- 1994 - Todd Walker, 2B
- Russ Johnson, SS
- 1993 - Todd Walker, 2B
- 1992 - Lloyd Peever, RHP
- 1989 - Ben McDonald, RHP

Baseball America

National Player of the Year

- 1989 - Ben McDonald, RHP

Collegiate Baseball

National Player of the Year

- 1992 - Lloyd Peever, RHP
- 1989 - Ben McDonald, RHP

Collegiate Baseball National

Freshman of the Year

- 2001 - Lane Mestepey, LHP
- 2000 - Mike Fontenot, 2B
- 1993 - Brett Laxton, RHP
- 1992 - Todd Walker, 2B

Baseball America National

Freshman of the Year

- 1993 - Brett Laxton, RHP
- 1992 - Todd Walker, 2B

Corbett Award - Outstanding Louisiana

Amateur Athlete

- 1998 - Brandon Larson, SS
- 1997 - Warren Morris, 2B
- 1995 - Russ Johnson, SS
- 1994 - Todd Walker, 2B

United States Olympians

- 2000 - Kurt Ainsworth, RHP (Gold)
- 1996 - Warren Morris, 2B (Bronze)
- Jason Williams, SS (Bronze)
- Skip Bertman, Head Coach (Bronze)
- 1992 - Rick Greene, RHP
- 1988 - Ben McDonald, RHP (Gold)
- Skip Bertman, Asst. Coach (Gold)

Collegiate Baseball National Coach of the Year

- 2000 - Skip Bertman
- 1997 - Skip Bertman
- 1996 - Skip Bertman
- 1993 - Skip Bertman
- 1991 - Skip Bertman



Pitcher Trey Hodges (1999-2000)

ABCA National Coach of the Year

- 2000 - Skip Bertman
- 1997 - Skip Bertman
- 1996 - Skip Bertman
- 1993 - Skip Bertman
- 1991 - Skip Bertman

The Sporting News National Coach of the Year

- 1986 - Skip Bertman

Baseball America National Coach of the Year

- 1996 - Skip Bertman
- 1986 - Skip Bertman

SEC Coach of the Year

- 1997 - Skip Bertman
- 1996 - Skip Bertman
- 1993 - Skip Bertman
- 1992 - Skip Bertman
- 1991 - Skip Bertman
- 1990 - Skip Bertman
- 1986 - Skip Bertman
- 1975 - Jim Smith

Louisiana Sportswriters

Association Coach of the Year

- 1998 - Skip Bertman
- 1993 - Skip Bertman
- 1992 - Skip Bertman
- 1990 - Skip Bertman
- 1986 - Skip Bertman
- 1985 - Skip Bertman

Television Appearances

LSU Record on TV: 139-72-1 (.658)

Final Scores in Parentheses; LSU Score Listed First

4/22/84	at Miami, Fla. (10-9)	ESPN
4/21/85	at Miss. State (4-7)	ESPN
4/19/86	Georgia (3-1)	WBRZ-TV
5/4/86	Auburn (4-3)	Cablevision
5/19/86	at Florida State (4-6)	ESPN
5/30/86	Loyola-Marymount^ (3-4)	ESPN
6/1/86	Maine^ (8-4)	ESPN
6/5/86	Miami, Fla.^ (3-4)	ESPN
5/29/87	Florida State^ (6-2)	ESPN
6/1/87	Oklahoma State^ (7-8)	ESPN
6/3/87	Arkansas^ (5-2)	ESPN
6/5/87	Stanford^ (5-6)	ESPN
2/21/88	Florida State (at Orlando, 9-4)	ESPN
4/17/88	at Mississippi State (0-1)	ESPN
3/11/89	Florida (10-0)	SportsChannel
3/12/89	Florida (8-7)	HSE
3/12/89	Florida (2-1)	ESPN
3/18/89	at Kentucky (11-7)	UKTV
3/28/89	at SW Louisiana (4-1)	KADN-TV
4/1/89	Alabama (13-6)	SportsChannel
4/8/89	at Ole Miss (11-5)	SportsChannel
4/15/89	Miss. State (DH, 3-4, 3-4)	HSE
5/13/89	Auburn* (5-8)	SportsChannel
6/3/89	Miami, Fla.^ (2-5)	ESPN
6/5/89	Long Beach State^ (8-5)	ESPN
6/6/89	Miami, Fla.^ (6-3)	ESPN
6/8/89	Texas^ (7-12)	ESPN
2/9/90	Wichita State (6-13)	ESPN
2/11/90	North Carolina (8-5)	ESPN
3/17/90	at Miss. State (6-5)	SportsChannel
3/31/90	Auburn (DH — 12-6, 5-6)	HSE
4/1/90	Auburn (7-17)	HSE
4/8/90	at Florida (5-3)	SportsChannel
4/28/90	at Alabama (7-4)	SportsChannel
5/12/90	Georgia (DH — 11-2, 5-2)	HSE
5/19/90	Vanderbilt* (13-5)	SportsChannel
5/20/90	Miss. State* (1-3)	SportsChannel
6/2/90	The Citadel^ (8-2)	ESPN
6/4/90	Oklahoma State^ (1-7)	ESPN
6/5/90	The Citadel^ (6-1)	ESPN
6/7/90	Oklahoma State^ (3-14)	ESPN
2/9/91	Miss. State (6-4)	ESPN
2/10/91	Oklahoma State (6-0)	ESPN
2/23/91	Texas A&M (DH — 13-8, 5-0)	HSE
4/6/91	Florida (DH — 6-5, 5-3)	HSE
5/11/91	at Georgia (10-4)	SportsChannel
5/18/91	Miss. State* (8-2)	SportsChannel
5/18/91	Florida* (1-7)	SportsChannel
5/19/91	Florida* (4-8)	SportsChannel
5/31/91	Florida^ (8-1)	ESPN
6/2/91	Fresno State^ (15-3)	ESPN
6/5/91	Florida^ (19-8)	ESPN
6/8/91	Wichita State 3 (6-3)	CBS
3/28/92	Tennessee (DH — 3-1, 2-9)	HSE
4/4/92	at Florida (DH — 4-5, 2-0)	SportsChannel
4/5/92	at Florida (5-3)	SportsChannel
4/12/92	Ole Miss (3-5)	TigerVision
4/18/92	Arkansas (DH — 12-2, 12-4)	HSE
4/19/92	Arkansas (8-4)	TigerVision
4/25/92	at Alabama (DH — 10-0, 8-7)	SportSouth
5/9/92	Miss. State (DH — 8-3, 5-3)	HSE
5/10/92	Miss. State (5-3)	Sunshine
5/16/92	Georgia* (5-3)	SportSouth
5/17/92	South Carolina 7 (6-3)	SportSouth
5/17/92	Florida* (12-1)	SportSouth
3/27/93	South Carolina (DH — 10-3, 6-1)	HSE
5/8/93	Auburn (DH — 21-2, 8-9)	HSE
5/15/93	at Miss. State (DH — 3-4, 3-2)	SportSouth
6/4/93	Long Beach State^ (7-1)	ESPN



The Tigers check out the CBS equipment prior to the 1993 national championship game.

6/6/93	Texas A&M^ (13-8)	ESPN
6/9/93	Long Beach State^ (8-10)	ESPN
6/11/93	Long Beach State^ (6-5)	ESPN
6/12/93	Wichita State^ (8-0)	CBS
3/19/94	TCU (15-10)	HSE
3/22/94	Arkansas State (16-1)	HSE
5/13/94	Miss. State (3-0)	HSE
5/14/94	Miss. State (4-7)	SportSouth
6/3/94	Florida State^ (3-6)	ESPN
6/5/94	Cal State-Fullerton^ (6-20)	ESPN2
4/8/95	Kentucky (16-7)	SportSouth
4/15/95	at Ole Miss (2-1)	SportSouth
4/21/95	at Arkansas (10-3)	HSE
3/23/96	at Florida (5-9)	SportsChannel
3/24/96	at Florida (1-2)	SportsChannel
4/19/96	Arkansas (2-3)	Prime
5/4/96	at Auburn (6-0)	SportSouth
6/1/96	Wichita State^ (9-8)	ESPN2
6/3/96	Florida^ (9-4)	ESPN
6/6/96	Florida^ (2-1)	ESPN
6/8/96	Miami^ (9-8)	CBS
3/22/97	Florida (13-10)	Fox Sport South
3/23/97	Florida (9-5)	Sunshine
5/3/97	at Arkansas (11-5)	Fox Sport South
5/4/97	at Arkansas (1-16)	Fox Sport Southwest
5/18/97	Alabama* (2-12)	Fox Sport South
5/30/97	Rice^ (5-4)	ESPN
6/1/97	Stanford^ (10-5)	ESPN
6/4/97	Stanford^ (13-9)	ESPN2
6/7/97	Alabama^ (13-6)	CBS
3/8/98	Georgia (14-9)	Jumbo Sports
3/22/98	Arkansas (27-6)	Jumbo Sports
4/4/98	Mississippi State (3-8)	Fox Sports South
4/5/98	Mississippi State (11-5)	Jumbo Sports
4/19/98	Alabama (7-3)	Jumbo Sports
4/24/98	at Florida (13-5)	Sunshine
4/26/98	at Florida (1-3)	Sunshine
5/3/98	Tennessee (8-7)	Jumbo Sports
5/15/98	Mississippi State* (5-7)	Fox Sports South
5/30/98	Southern California^ (12-10)	CBS
6/1/98	Mississippi State^ (10-8)	ESPN
6/4/98	Southern California^ (4-5)	ESPN
6/5/98	Southern California^ (3-7)	ESPN
3/14/99	Florida (4-6)	Jumbo Sports
3/21/99	at Arkansas (6-7)	Jumbo Sports
3/28/99	Ole Miss (10-4)	Jumbo Sports
4/4/99	at Tennessee (3-4)	Jumbo Sports
4/11/99	Vanderbilt (9-2)	Jumbo Sports
4/17/99	at Alabama (9-8)	Fox Sports South

Television Appearances

4/18/99	at Alabama (4-9)	Jumbo Sports	6/15/00	Florida State^ (6-3)	ESPN2
4/24/99	at Mississippi State (1-7)	Jumbo Sports	6/17/00	Stanford^ (6-5)	CBS
4/25/99	at Mississippi State (3-2)	Jumbo Sports	2/17/01	Houston (9-4)	College Sports Southeast
5/2/99	Auburn (11-2)	Jumbo Sports	2/17/01	Houston (4-1)	College Sports Southeast
5/9/99	at Georgia(11-11)	Jumbo Sports	3/6/01	Southern (6-11)	College Sports Southeast
5/16/99	Kentucky (6-4)	Jumbo Sports	3/7/01	Tulane (3-13)	College Sports Southeast
5/19/99	Auburn*(2-6)	Alabama Cable Network	3/9/01	at Georgia (7-8)	College Sports Southeast
5/20/99	Kentucky*(10-0)	Alabama Cable Network	3/11/01	at Georgia (3-4)	Guaranty Sports Network
5/21/99	Arkansas*(8-9)	Fox Sports South	3/18/01	Florida (10-7)	Guaranty Sports Network
5/30/99	East Carolina#(12-10)	Jumbo Sports	3/23/01	at Mississippi State (9-1)	Comcast Southeast
5/31/99	East Carolina#(9-0)	Jumbo Sports	3/24/01	at Mississippi State (7-1)	SEC-TV
6/4/99	at Alabama%(6-13)	Alabama Cable Network	3/25/01	at Mississippi State (0-13)	Guaranty Sports Network
6/5/99	at Alabama%(5-13)	Alabama Cable Network	4/1/01	Kentucky (5-9)	Guaranty Sports Network
2/18/00	Arizona State (8-4)	College Sports Southeast	4/6/01	at South Carolina (5-3)	SEC-TV
2/25/00	Houston (2-10)	College Sports Southeast	4/8/01	at South Carolina (2-4)	Guaranty Sports Network
3/12/00	Georgia (13-3)	Guaranty Sports Network	4/14/01	Ole Miss (10-23)	SEC-TV
3/17/00	at Vanderbilt (6-0)	College Sports Southeast	4/15/01	Ole Miss (6-3)	Guaranty Sports Network
3/18/00	at Vanderbilt (17-4)	College Sports Southeast	4/22/01	Vanderbilt (18-2)	Guaranty Sports Network
3/22/00	New Orleans (17-2)	College Sports Southeast	4/27/01	at Alabama (4-2)	College Sports Southeast
3/26/00	South Carolina (7-9)	College Sports Southeast	4/28/01	at Alabama (8-7)	College Sports Southeast
3/31/00	at Auburn (18-11)	College Sports Southeast	4/29/01	at Alabama (8-3)	Guaranty Sports Network
4/2/00	at Auburn (12-10)	Guaranty Sports Network	5/1/01	at New Orleans (12-1)	College Sports Southeast
4/9/00	at Arkansas (17-11)	Guaranty Sports Network	5/4/01	at Arkansas (1-8)	College Sports Southeast
4/15/00	at Florida (10-4)	Sunshine Network	5/6/01	at Arkansas (3-4)	Guaranty Sports Network
4/16/00	at Florida (5-7)	Guaranty Sports Network	5/11/01	Auburn (20-5)	College Sports Southeast
4/21/00	Mississippi State (13-15)	College Sports Southeast	5/12/01	Auburn (5-7)	College Sports Southeast
4/23/00	Mississippi State (3-10)	Guaranty Sports Network	5/13/01	Auburn (7-9)	Guaranty Sports Network
4/28/00	at Ole Miss (12-6)	College Sports Southeast	5/16/01	Florida (10-0) *	College Sports Southeast
4/29/00	at Ole Miss (4-6)	Fox Sports South	5/17/01	Ole Miss (13-2) *	College Sports Southeast
4/30/00	at Ole Miss (9-2)	Guaranty Sports Network	5/19/01	Ole Miss (12-6) *	SEC-TV
5/7/00	at Kentucky (4-7)	Guaranty Sports Network	5/20/01	Mississippi State (1-4) *	SEC-TV
5/12/00	Alabama (11-4)	College Sports Southeast	5/25/01	Minnesota (10-9) #	College Sports Southeast
5/14/00	Alabama (0-14)	Guaranty Sports Network	5/26/01	Va. Commonwealth (13-9) #	College Sports Southeast
5/17/00	Georgia* (11-3)	College Sports Southeast	5/27/01	Va. Commonwealth (7-10) #	College Sports Southeast
5/18/00	Alabama* (18-12)	College Sports Southeast	5/27/01	Va.Commonwealth (14-9) #	College Sports Southeast
5/20/00	Alabama* (6-5)	Fox Sports South	6/1/01	Tulane (4-3) %	College Sports Southeast
5/21/00	Florida* (9-6)	Fox Sports South	6/2/01	Tulane (4-9) %	College Sports Southeast
5/26/00	Jackson State# (19-1)	Guaranty Sports Network	6/3/01	Tulane (1-7) %	College Sports Southeast
5/28/00	UL-Monroe# (5-3)	Guaranty Sports Network			
6/2/00	UCLA% (8-2)	Guaranty Sports Network			
6/3/00	UCLA% (14-8)	Guaranty Sports Network			
6/10/00	Texas^ (13-5)	ESPN2			
6/12/00	Southern California^ (10-4)	ESPN			

^ - College World Series

* - SEC Tournament

- NCAA Regional

% - NCAA Super Regional



LSU fans respond to the ESPN mobile camera in Rosenblatt Stadium during the 2000 College World Series.

NCAA Tournament Results

2001 SUPER REGIONAL AT METAIRIE, LA.

4	Tulane	3 (13 innings)
4	Tulane	9
1	Tulane	7

2001 REGIONAL TOURNAMENT AT BATON ROUGE, LA.

10	Minnesota	9
13	Virginia Commonwealth	9
7	Virginia Commonwealth	10
14	Virginia Commonwealth	9

Won 3, Lost 1 - Finished 1st

2000 COLLEGE WORLD SERIES AT OMAHA, NEB.

13	Texas	5
10	Southern California	4
6	Florida State	3
6	Stanford	5

Won 4, Lost 0 - Finished 1st

2000 SUPERREGIONAL AT BATON ROUGE, LA.

8	UCLA	2
14	UCLA	8

2000 REGIONAL TOURNAMENT AT BATON ROUGE, LA.

19	Jackson State	1
21	UL-Monroe	0
5	UL-Monroe	3

Won 3, Lost 0 - Finished 1st

1999 SUPER REGIONAL AT TUSCALOOSA, ALA.

6	Alabama	13
5	Alabama	13

1999 REGIONAL TOURNAMENT AT BATON ROUGE, LA.

11	NE Louisiana	4
10	East Carolina	11
6	Southern	3
12	East Carolina	10
9	East Carolina	0

Won 4, Lost 1 - Finished 1st

1998 COLLEGE WORLD SERIES AT OMAHA, NEB.

12	Southern California	4
10	Mississippi State	8
4	Southern California	5
3	Southern California	7

Won 2, Lost 2 - Finished 3rd

1998 SOUTH II REGIONAL TOURNAMENT AT BATON ROUGE, LA.

18	Nicholls State	4
15	SW Louisiana	6
13	Cal State-Fullerton	11
14	Cal State-Fullerton	3

Won 4, Lost 0 - Finished 1st

1997 COLLEGE WORLD SERIES AT OMAHA, NEB.

5	Rice	4
10	Stanford	5
13	Stanford	9
13	Alabama	6

Won 4, Lost 0 - Finished 1st



Second baseman Tookie Johnson led the 1991 Tigers to LSU's first College World Series title.

1997 SOUTH I REGIONAL TOURNAMENT AT BATON ROUGE, LA.

14	UNC-Greensboro	0
14	Oklahoma	3
5	South Alabama	11
14	Long Beach State	7 (14 innings)
14	South Alabama	4
15	South Alabama	4

Won 5, Lost 1 - Finished 1st

1996 COLLEGE WORLD SERIES AT OMAHA, NEB.

9	Wichita State	8
9	Florida	4
2	Florida	1
9	Miami (Fla.)	8

Won 4, Lost 0 - Finished 1st

1996 SOUTH II REGIONAL TOURNAMENT AT BATON ROUGE, LA.

9	Austin Peay	3
7	UNLV	6
17	New Orleans	4
29	Georgia Tech	13

Won 4, Lost 0 - Finished 1st

1995 SOUTH REGIONAL TOURNAMENT AT BATON ROUGE, LA.

5	Central Michigan	3
7	Rice	15
10	Central Michigan	5
9	Rice	16

Won 2, Lost 2 - Finished 3rd

NCAA Tournament Results

1994 COLLEGE WORLD SERIES AT OMAHA, NEB.

3	Florida State	6
6	Cal State-Fullerton	20
Won 0, Lost 2 - Finished 7th		

1994 SOUTH REGIONAL TOURNAMENT AT BATON ROUGE, LA.

10	Southeastern La.	6
6	Fresno State	2
6	Southern Cal	2
12	Southern Cal	10
Won 4, Lost 0 - Finished 1st		

1993 COLLEGE WORLD SERIES AT OMAHA, NEB.

7	Long Beach State	1
13	Texas A&M	8
8	Long Beach State	10
6	Long Beach State	5
8	Wichita State	0
Won 4, Lost 1 - CWS Champions		

1993 SOUTH REGIONAL TOURNAMENT AT BATON ROUGE, LA.

7	Western Carolina	2
12	Kent State	15
13	Baylor	6
11	South Alabama	4
9	South Alabama	4
Won 4, Lost 1 - Finished 1st		

1992 SOUTH I REGIONAL TOURNAMENT AT BATON ROUGE, LA.

8	Providence	1
0	Ohio State	5
7	Tulane	3
0	Cal State-Fullerton	11
Won 2, Lost 2 - Finished 3rd		



The 1986 Tigers earned LSU's first College World Series berth.

1991 COLLEGE WORLD SERIES AT OMAHA, NEB.

8	Florida	1
15	Fresno State	3
19	Florida	8
6	Wichita State	3
Won 4, Lost 0 - CWS Champions		

1991 SOUTH REGIONAL TOURNAMENT AT BATON ROUGE, LA.

13	Northwestern State	2
4	Oklahoma	3
7	Texas A&M	1
8	SW Louisiana	5
Won 4, Lost 0 - Finished 1st		

1990 COLLEGE WORLD SERIES AT OMAHA, NEB.

8	The Citadel	2
1	Oklahoma State	7
6	The Citadel	1
3	Oklahoma State	14
Won 2, Lost 2 - Finished 3rd (tie)		

1990 SOUTH I REGIONAL TOURNAMENT AT BATON ROUGE, LA.

8	Southwestern La.	0
11	Georgia Tech	5
4	Southern Cal	5
6	Houston	4
5	Southern Cal	4
7	Southern Cal	6
Won 5, Lost 1 - Finished 1st		

1989 COLLEGE WORLD SERIES AT OMAHA, NEB.

2	Miami (Fla.)	5
8	Long Beach State	5
6	Miami (Fla.)	3
7	Texas	12
Won 2, Lost 2 - Finished 3rd (tie)		

1989 CENTRAL REGIONAL TOURNAMENT AT COLLEGE STATION, TEXAS

12	Nevada-Las Vegas	10
4	South Alabama	6
13	Nevada-Las Vegas	8
6	South Alabama	5
13	Texas A&M	5
5	Texas A&M	4
Won 5, Lost 1 - Finished 1st		

1987 COLLEGE WORLD SERIES AT OMAHA, NEB.

6	Florida State	2
7	Oklahoma State	8
5	Arkansas	2
5	Stanford	6
Won 2, Lost 2 - Finished 4th		

1987 SOUTH II REGIONAL TOURNAMENT AT NEW ORLEANS, LA.

5	Tulane	3
14	New Orleans	1
3	New Orleans	0
7	Cal State-Fullerton	3
Won 4, Lost 0 - Finished 1st		

NCAA Tournament Results



The 1987 Tigers became the first SEC team to make back-to-back CWS trips.

1986 COLLEGE WORLD SERIES AT OMAHA, NEB.

3	Loyola-Marymount	4
8	Maine	4
3	Miami, Fla.	4

Won 1, Lost 2 - Finished 5th

1986 SOUTH I REGIONAL TOURNAMENT AT BATON ROUGE, LA.

14	Jackson State	11
8	Oklahoma	5
7	Louisiana Tech	4
7	Tulane	6

Won 4, Lost 0 - Finished 1st

1985 CENTRAL REGIONAL TOURNAMENT AT AUSTIN, TEXAS

3	Houston	11
3	Lamar	4

Won 0, Lost 2 - Finished 6th

1975 SOUTH REGIONAL TOURNAMENT AT STARKVILLE, MISS.

7	Murray State	2
2	Florida State	4
1	Miami, Fla.	8

Won 1, Lost 2 - Finished 3rd

NCAA Tournament Record

YEAR	W	L	PCT.
2001	4	3	.571
2000	9	0	1.000
1999	4	3	.571
1998	6	2	.750
1997	9	1	.900
1996	8	0	1.000
1995	2	2	.500
1994	4	2	.667
1993	8	2	.800
1992	2	2	.500
1991	8	0	1.000
1990	7	3	.700
1989	7	3	.700
1987	6	2	.750
1986	5	2	.714
1985	0	2	.000
1975	1	2	.333
Total	90	31	.744
(CWS only)	29	13	.690



Gregg Patterson earned four wins in the 1987 NCAA Tournament.



Todd Walker was named the Most Outstanding Player of the 1993 CWS.

SEC Post-Season Results

2001**TOURNAMENT AT BIRMINGHAM, ALA.**

10	Florida	0
13	Ole Miss	2
12	Ole Miss	6
1	Miss.State	4

Won 3, Lost 1 - Finished 2nd

2000**TOURNAMENT AT BIRMINGHAM, ALA.**

11	Georgia	3
18	Alabama	12
6	Alabama	5
9	Florida	6

Won 4, Lost 0 - Finished 1st

1999**TOURNAMENT AT BIRMINGHAM, ALA.**

2	Auburn	6
10	Kentucky	0
8	Arkansas	9

Won 1, Lost 2 - Finished 5th

1998**TOURNAMENT AT BIRMINGHAM, ALA.**

4	Arkansas	8
6	South Carolina	0
5	Mississippi State	7

Won 1, Lost 2 - Finished 5th

1997**TOURNAMENT AT COLUMBUS, GA.**

5	Auburn	2
12	Tennessee	5
12	Alabama	7
2	Alabama	12

Won 3, Lost 1 - Finished 2nd

1996**TOURNAMENT AT BIRMINGHAM, ALA.**

3	Tennessee	1
2	Florida	6
11	Kentucky	12

Won 1, Lost 2 - Finished 4th

1995**WESTERN DIVISION TOURNAMENT AT STARKVILLE, MISS.**

8	Alabama	9
14	Miss. State	6
7	Auburn	5
7	Arkansas	6
8	Alabama	9

Won 3, Lost 2 - Finished 2nd

1994**WESTERN DIVISION TOURNAMENT AT OXFORD, MISS.**

3	Alabama	2
6	Arkansas	4
3	Auburn	2
5	Auburn	4

Won 4, Lost 0 - Finished 1st



All-American Wes Grisham helped the 1990 Tigers collect an SEC-record 807 hits.

1993**WESTERN DIVISION TOURNAMENT AT BATON ROUGE, LA.**

6	Ole Miss	1
3	Miss.State	5
13	Arkansas	7
16	Auburn	5
7	Miss.State	3

Won 4, Lost 1 - Finished 1st

1992**TOURNAMENT AT NEW ORLEANS, LA.**

7	Vanderbilt	2
8	Arkansas	1
1	Florida	3
5	Georgia	3
6	South Carolina	3
12	Florida	1

Won 5, Lost 1 - Finished 1st

1991**TOURNAMENT AT BATON ROUGE, LA.**

8	Kentucky	7
8	Miss. State	2
1	Florida	7
9	Miss. State	4
4	Florida	8

Won 3, Lost 2 - Finished 2nd

SEC Post-Season Results



Trey McClure served as team captain of LSU's 1997 SEC Championship squad.

1990

TOURNAMENT AT BIRMINGHAM, ALA.

6	Florida	4
17	Miss. State	8
13	Vanderbilt	5
1	Miss. State	3

Won 3, Lost 1 - Finished 1st (tie)

(championship game canceled due to rain; LSU and Mississippi State declared tournament co-champions)

1989

TOURNAMENT AT GAINESVILLE, FLA.

6	Georgia	3
6	Florida	8
5	Auburn	8

Won 1, Lost 2 - Finished 4th

1988

TOURNAMENT AT STARKVILLE, MISS.

7	Kentucky	9
7	Georgia	3
2	Florida	7

Won 1, Lost 2 - Finished 5th

1987

TOURNAMENT AT ATHENS, GA.

8	Auburn	9
4	Georgia	2
4	Kentucky	1
4	Auburn	2
3	Miss. State	13

Won 3, Lost 2 - Finished 2nd

1986

TOURNAMENT AT BATON ROUGE, LA.

10	Georgia	6
10	Alabama	7
8	Georgia	4

Won 3, Lost 0 - Finished 1st

1985

TOURNAMENT AT BATON ROUGE, LA.

6	Georgia	8
2	Florida	5

Won 0, Lost 2 - Finished 4th

1979

TOURNAMENT AT STARKVILLE, MISS.

5	Florida	2
5	Miss. State	12
1	Florida	5

1975

6	Georgia (H)	5
8	Georgia (A)	3

LSU won series 2-0 to claim SEC title

1968

4	Alabama (H)	6
---	-------------	---

Alabama won single-game playoff to claim West Division title

1967

2	Ole Miss (A)	6
---	--------------	---

Ole Miss won single-game playoff to claim West Division title

1961

4	Auburn (A)	3
6	Auburn (H)	5

LSU won series 2-0 to claim SEC title

SEC Post-Season Record

YEAR	W	L	PCT.
2001	3	1	.750
2000	4	0	1.000
1999	1	2	.333
1998	1	2	.333
1997	3	1	.750
1996	1	2	.333
1995	3	2	.667
1994	4	0	1.000
1993	4	1	.800
1992	5	1	.833
1991	3	2	.600
1990	3	1	.750
1989	1	2	.333
1988	1	2	.333
1987	3	2	.600
1986	3	0	1.000
1985	0	2	.000
1979	1	2	.333
1975	2	0	1.000
1968	0	1	.000
1967	0	1	1.000
1961	2	0	1.000
Total	48	27	.640
(Tournament)	44	25	.638

Outstanding Pitching Performances

PERFECT GAMES (SINCE 1965)

	DATE	IP	H	BB	SO
Bruce Baudier					
2-0 vs.Alabama	May 5,1967	7	0	0	8

OTHER NO-HIT GAMES (SINCE 1965)

Randy Wiles					
3-0 vs.Rice	March 3,1972	7	0	1	11
Van Quigley					
1-0 at Tulane	May 5,1966	7	0	4	4
Bobby Landry					
1-0 vs.Southern Miss	March 14,1979	7	0	3	7

ONE-HIT GAMES (SINCE 1965)

Paul Stefan					
4-0 at Alabama	April 12,1976	7	1	0	5
Randy Wiles					
6-0 vs.Miss.State	April 13,1973	7	1	3	6
Dick Hicks					
4-0 vs.Nicholls State	April 11,1968	7	1	2	12
Mike Alvarez					
7-0 vs.Canisius	March 13,1980	7	1	0	9
Clay Parker					
5-1 vs.Navy	March 10,1982	7	1	4	2
Guy Rutledge					
3-0 vs.Auburn	May 30,1983	7	1	5	6
Ben McDonald					
10-0 vs.Florida	March 11,1989	9	1	4	13
Mark LaRosa					
5-0 vs. Texas A&M	Feb. 23,1991	7	1	4	6
Brett Laxton					
6-1 vs.South Carolina	March 27,1993	7	1	4	10
Brian Winders					
2-1 at Ole Miss	April 15,1995	9	1	2	9
Patrick Coogan					
7-1 vs.Ole Miss	April 18,1997	9	1	0	15

TWO-HIT GAMES (SINCE 1970)

Tom Charpentier					
2-1 vs.Ole Miss	March 29,1975				
4-0 vs.Ole Miss	April 26,1974				
Randy Wiles					
0-1 vs.Ole Miss	March 22,1973				
2-1 vs.Kansas State	March 16,1972				
1-0 vs.Northeast Louisiana	March 26,1970				
Wally McMakin					
5-1 vs.Memphis State	March 9,1973				
Mike Lloyd					
1-0 vs.Auburn	March 25,1978				
Jim Uremovich					
1-0 vs.Auburn	March 26,1978				
Chuck Voorhies					
3-0 vs.Northwestern State	April 26,1978				
Mike Alvarez					
4-0 vs.Southwestern Louisiana	Feb. 19,1979				
1-0 at Ole Miss	March 11, 1979				
Mike Lloyd					
11-2 at Ole Miss	March 11,1979				
Jerry Powell					
3-0 vs.Northeast Louisiana	March 26,1979				
Ronnie Robbins					
4-3 at Southeastern Louisiana	April 20,1983				
Cal Santarelli					
3-1 vs.Northeast Louisiana	April 27,1983				
Gregg Patterson					
5-1 vs.Louisiana Tech	May 2,1985				
Robbie Smith					
5-0 vs.Auburn	May 4,1985				
Ben McDonald					
7-1 vs.UCLA	March 27,1988				
Lloyd Peever					
7-0 at Tulane	March 11, 1992				
4-1 at South Carolina	March 21,1992				
Brett Laxton					
4-1 at Tennessee	April 3,1993				
Brian Tallet					
6-0 at Vanderbilt	March 17, 2000				

Bruce Baudier's Perfect Game

May 5, 1967 — Baton Rouge, La.
Second Game of Doubleheader

Alabama	AB	R	H	RBI	BB	SO	PO	A
Cargo,rf	3	0	0	0	0	1	1	0
Johnson,cf	3	0	0	0	0	1	0	0
Moss,3b	2	0	0	0	0	0	0	2
Limbaugh, c	0	0	0	0	0	0	3	0
Holley, ph	1	0	0	0	0	1	0	0
McCorquodale,1b	2	0	0	0	0	0	7	0
Traffenstedt,lf	2	0	0	0	0	1	0	0
Bailey, 2b	0	0	0	0	0	0	0	0
Fisher, 2b-ss	2	0	0	0	0	1	0	2
Ranelli,ss	1	0	0	0	0	1	0	2
Parker, lf	1	0	0	0	0	1	0	0
Harris, c	1	0	0	0	0	0	7	0
Brown,3b	1	0	0	0	0	0	0	0
Glover, p	2	0	0	0	0	1	0	1
Totals	21	0	0	0	0	8	18	7

Louisiana State	AB	R	H	RBI	BB	SO	PO	A
Morris,ss	3	0	0	0	1	2	0	2
Felps,3b	3	0	1	0	0	2	1	0
Ogin,lf	3	0	0	0	0	2	2	0
Giles, c	3	1	0	0	0	0	8	0
Achord,2b	2	1	1	0	1	1	1	2
Domingue,1b	3	0	2	1	0	0	6	0
Abernathy, cf	1	0	0	0	0	0	1	0
Cockerham,ph	1	0	1	1	0	0	0	0
Tatum,cf	0	0	0	0	0	0	1	0
Bergman,rf	3	0	1	0	0	2	1	0
Baudier, p	2	0	0	0	0	1	0	2
Totals	24	2	6	2	2	10	21	6

Alabama 0 0 0 0 0 0 — 0 0 1

Louisiana State 0 0 0 1 0 1 x — 2 6 0

E-Moss.LOB-Alabama 0,LSU 8.2B-Domingue.SB-Tatum.SH-Abernathy,
Baudier.

Alabama	IP	H	R	ER	BB	SO
Glover (L,5-7)	6	6	2	1	2	10
LSU						
Baudier (W, 6-4)	7	0	0	0	0	8

WP-Glover. PB-Harris.U-Wiggins,Knight. T-1:47.A-450.
(Baudier threw perfect game using 72 pitches.)

Pick up photo from
p. 124, 2000 base-
ball guide

Varsity Lettermen

Following is a list of all-time LSU Tiger Baseball varsity letter winners. The LSU Sports Information Office will appreciate your assistance in correcting any errors. Current players are listed in bold.

A

ABELL, P.T.	1905-06
ABERNATHY, S.	1965-66-67
ACHORD, Gene	1962-63-64
ACHORD, Jack,	1966-67
ADCOCK, Joe Bill	1947
ADKINS, Ken	1949
AINSWORTH, Kevin	1994-95
AINSWORTH, Kurt	1998-99
ALBRIGHT, J.G.	1907-08-09-10
ALBRITTON, Jason	1996-97-98
ALDRIDGE, Randall J.	1974-75
ALFORD, Jeremy	2001
ALLEN, Gary	1976-77-78
ALLMEN,.....	1905
ALMAGUER, Pete	1979-80
ALSTON, F.H.	1928-29
ALVAREZ, Mike	1979-80
AMEDEE, Lynn	1961-62
ANASTASIO, Charles	1939-40-41
ANDREWS, David	1976-77-78
ANTONINI, Adrian	1991-92-93-94
ARDIZONE,.....	1932
ASSETT, A.,	1932
AYCOCK, Jerry	1950-52-53

B

BABIN, L.W.	1919-20-23
BAGLEY, Wade	1994-95
BAILEY, John	1961
BAILEY, Sid	1943
BAIRD, A.W.	1916
BALDWIN, A.W.	1908
BALDWIN, Clyde	1947
BANKSTON,....	1911
BARBIER, Blair	1997-98-99-2000
BARBIN,.....	1897
BARFIELD, Billy,	1958-59-60
BARHAM, G.E.	1926
BARTEET, Donald	1968
BARFIELD, T.	1954-55-56-57
BARKEMEYER, Brian	1980
BARKER, Sean	2001
BARTEL, Darrin	1986
BARTON, Jim	1950-51-52
BAUDIER, Bruce	1966-67
BAUDIN,.....	1929
BAUER, Tim	1991-92
BAUER, W.D.	1909
BAUMAN, J.	1929-30-31
BAZDWIN, A.	1908
BEARD, J.	1983
BECKNELL, F.J.	1942
BECKNEL, M.	1937
BELLE, Albert	1985-86-87
BELLE, Terry	1986-88
BENITEZ,.....	1913
BENNETT,.....	1899
BENNETT, Bryon	1997-98
BENOIT, R.L.	1918-19
BENSAL, Julius	1948-49
BERARDI, Scott	1992-93-94-95
BERG, Andy	1987-88
BERGERON, L.A.	1914
BERGMAN, Russell	1967-69
BERNHARDT, Tom	1994-95-96-97
BERRIOS, Harry	1991-92-93
BERRY,.....	1903
BERRY, Kevin	1989
BERTHELOT, Eric	1994-95-97
BETHEA, Scott	1990
BETTS, Mike	1984
BIANCO, Mike	1988-89
BISLAND, R.B.	1923-24
BLACK, Douglas	1972-73

BLAIR, Buddy	1933-34-36
BLACK, Jack	1931
BLACKWELL, Tiger	1992
BLANCHARD, A.E.	1918-19
BLANCHARD, B.O.	1907-10
BLANCHARD, E.	1950-52-56-57
BOLIN, D.C.	1914
BOLLMAN, Steve	1975-76-77-79
BONADONA, M.	1981-82-83-84
BONVILLIAN, H.E.	1913
BOONE, J.R.	1922-23-24
BOOTE,.....	1913
BORDELON, S.A.	1901-02-03
BORDEN, W.	1939
BOUDREAUX, A.T.	1977
BOUDREAUX, Brian	1977
BOUDREAUX, Scot	1986
BOURGEOIS, A.,	1958-59-60
BOURGEOIS, Christian	1998-99
BOWDEN, G.	1954-55
BOWDEN, Ken	1951 (Manager)
BOWE, Brandon	1998-99
BOWIE, Jim	1986
BOWLES, Justin	1995-96
BOWMAN, S.S.	1930-31-32
BOX, Alex	1942
BRANT, Chris	1981-82
BRAUD, John	1963-64
BREAUX, E.	1937-38
BRIAN, Billy	1999-00-01
BRIGANTE, V.	1919-20-21-22
BRIGHT, Bill	1970
BROTHERTON, Paul	1939-40
BROUSSARD, Burke	1985
BROUSSARD, Ed	1930
BROUSSARD, H.	1903-
BROUSSARD, Marty	1940-42-44
BROUSSARD, Y.	1937
BROWN, J.E.	1931
BROWN, L.P.,	1929-31
BROWN, Lefty	1941
BROWN, R.	1933-34-35
BROWN, Thomas	1969
BROWNELL, C.R.	1909
BRUCE,.....	1905
BRUMFIELD, Victor	1999-00-01
BRYAN, A.	1937
BRYAN, Redfield	1957-58
BURCH, Dale	1970-71-72
BURLEIGH, C.	1938
BURLEY, C.	1939-40
BURNS, Craig	1969-70-71
BURT, J.	1957
BUSH, Pete	1987-88-89
BYRD, Paul	1989-90-91

C

CALA, Craig	1988-89
CALDWELL, J.B.	1910
CALHOUN, S.L.	1925-27
CALHOUN, T.C.	1932-33-34
CALLENDAR, D.	1935-36-37
CARAWAY,.....	1918
CARR, A.J.,	1922-24
CARRIERE, O.P.	1923-24-25-26
CARVELLO,.....	1941
CARVILLE,.....	1897-98
CASHIO, John	1973-74-75-76
CASTANEDA, Danny	1981
CAVELL, Leo	1945
CAVETT, J.R.	1917-18-19
CERVENKA, Chris	1982-83
CERVENKA, Craig	1980-81-82-83
CHAMBERLAIN, Matt	1991-92-93
CHAMBERLAIN, W.B.	1899
CHAMPAIGN, E.	1929-30-31-32
CHARPENTIER, Tom	1974
CHATELAIN, Don.	1963-64
CHILDRESS, J.	1937-38
CHOATE, G.	1954-55
CHOATE, J.	1950-52-53

CHURCHILL,.....	1924
CHURCHILL, C.S.	1915-16
CLARK, Ned	1950-52-53
CLARK, T.	1958
CLARK, Tim	1990
COATES, Ray	1947-48
COCKERHAM, Richard	1967-68-69
COHEN, Mike	1984
COLE, C.G.	1900
COLEMAN, W.	1947-48-49
COLEMAN, C.	1965
COLEMAN, Pete	1966
COLLAZO,.....	1944
COLLINS, Albin	1968
COLLINS, J.	1928
COLLINS, Steven	1970-71-72-73
COLVIN, Matt	1998
COMEAX,.....	1900
COOGAN, Patrick	1995-96-97
COOK, Bill	1964-65-66
COOK, Keyaan	1991
COOLEY, Chad	1993-94-95-96
COOPER, E.	1929
COOPER, H.	1905
COOPER, Mark	1983-84
COPPONEX, Buddy	1938
CORCORAN, Roy	2001
CORDANI, Rich	1990-91
COSTA, Billy	1940
COSTELLO, Vinnie	1984-85
COTTEN, Bobby	1963
COUVILLION, Ray	1944
CRAIN, Barry	1966-67
CRAFT, Carl	1981
CRESS, Walker	1938-39
CRESSE, Brad	1997-98-99-2000
CRITZER, Bob	1947
CROSWELL, M.	1975-76-77-78
CROUERE, J.	1939-40-41
CUNNINGHAM, Dave	1987
CUNTZ, Casey	1996-97
CUNTZ, Pat	1984-85
CUNTZ, Warren	1981-82-84

D

DABADIE,.....	1903
DABADIE, F.,	1909
DAIGLE, Lester,	1956
DALTON, Josh	1998-99
DALY, Mike	1998-99-2000
DANA, J.	1938-39-40
D'AQUIN, Richard	1949
DARK, Al	1943
DARSEY, J.H.	1926
DASPIT, A.P.	1897-98-99
DASPIT, C.	1895
DAUGHERTY, Brian	1994-95-96-97
DAVID, Brad	2000-01
DAVIS,.....	1909
DAVIS, Sam	1951
DAVIS, Wes	1997-98
DAWSON, O.H.	1914
DELAFIELD, G.	1937-38
DELATTE, Irwin	1953-54-55
DELAUNE, Kenneth	1974
DELGER, Lawrence	1968
DEMONT, Tommy	1961-62
DEMOUY, Chris	1996-97-98
DERE, Al	1947
DEUTSCHMANN, Lou	1955
DEWEY, Duane	1979
DEXTON, Ames	1970
DIAL, Wiley	1961-63
DICKEY,.....	1929
DIDIER, Mel	1947
DIMMICK, O.	1925
DIXON, John	1984-85
DIXON, L.C.	1936
DOGGETT, Al	1952-53
DOIRON, Mark	1979
DOLBY,.....	1912

DOMILISE, Jerry	1947
DOMINGUE, Johnny	1967
DONATHAN, Billy	1981-82
DONAHUE,.....	1903
DOUGHTY, Richard	1989
DOUGLAS, James	1972
DREW, A.S.	1917-18
DREW, H.C.	1807
DROUILHET,.....	1902
DRUDE, Leonard	1954-55-56-57
DUCHIN, C.	1893-95
DUGAS, C.J.	1921-22-23-24
DUGAS, J.	1917-18
DUNCAN, Trae	2001
DUNN, Nathan	1994-95-96
DUPLANTIS, Brad	1986
DUPONT,.....	1912

E

EARNHART, Clint	1997-98-99
EDGE, Evan	1973
EDMONSON, Larry	1961-62
EDMUNSON, E.	1932
EDWARDS, Daniel	1988
ERDMAN, Charlie	1938-39-40
ESNARD, H.	1901
ESNARD, M.	1900-01-02
ESPINOSA, Phil	1989
ESTEVEZ, Jake	1996-98
EVANS,.....	1903
EZELL, Billy	1965

F

FALGOUT, R.	1956 (Manager)
FALKENHEINER, F.	1958-59
FANCHER, P.D.	1917-18
FARZIO, Richard	1968-69-70-71
FARMER, Louis	1969-70-71-72
FATHERREE, Jesse	1934-35-36
FAULKNER, Craig	1984-85-86-87
FELPS, Irwin	1967-68
FENET, A.	1930
FERRARA, Greg	1973-75
FETZER, Bobby	1950
FETZER, Ed	1950
FETZER, John	1944
FIELD, Jimmy	1962
FIFE, Bob	1938
FITTERER, Scott	1995
FLOWERS, Bob	1958-59-60
FLOYD, J.C.	1920
FLUKER, H.V.	1914
FLYNN, A., "Bill"	1933-34
FONTENOT, Greg	1986
FONTENOT, Mike	2000-01
FONTENOT, Steve	1979-80
FORBES, Willie	1986-87
FORTIER, F.R.	1914
FOURMY, J.M.	1902-03
FRANCIONI, J.B.	1910-13
FRANK, Steve	1972-73-74-75
FREIDHOF, Bill	1981-82
FRERE, J.	1983
FREIRE,.....	1903
FURNISS, Eddy	1995-96-97-98

G

GALE, Mark	1980
GALLIOT,....	1898
GALY, Andy	1986-88
GARCIA, Luis	1989-90-91
GARIDEL, Jamin	1998-99-00-01
GARRISON, G.	1929
GARRITY, Pat	1989-90-91
GASPARD, Mitch	1984
GAYLE, F.L.	1910-11-13
GENUSA, Francis	1960-61-62
GEORGE, Steve	1962-63-64
GERMAN, Bobby	1944
GIAMBRONE, D.	1976-77-78
GIBBS, B.B.	1908

Varsity Lettermen

GILBERT, Pete	1923-25-27
GILHULY, Ed	1981-84
GILES, Tommy	1967-68
GLAMP, Joe	1943
GODFREY, L.T.	1926-27-28
GOLDEN, Jack	1942-47
GOMEZ, Hunter	1999-2000
GORINSKI, Walt	1941-42-43
GOSSEVAND, M.A.	1912-13-14
GOURRIER, Bat	1932
GOYER, C.W.	1905-06-07-08
GRACE, Bryan	1999
GRAHAM, Mike	1990-91-92
GREELY, Jim	1992-93
GREENE, Rick	1990-91-92
GREGORY, Paul	1979
GREMILLION, E.	1944-47
GREEVENBURG, J.H.	1926-28
GRISHAM, Wes	1989-90
GRUVER, Matt	1988-89
GUESSFIELD, James	1974
GUGLIELMO, Carey	1958-59-60
GUIDRY, Weylin	1999-00-01
GUILLORY, Dan	1996-97-98
GUTHRIE, Mark	1984-85-86-87

H

HALL, C.C.	1908
HALL, Fred	1941-42-43
HALL, Jim	1942-43
HAMILTON, F.S.	1910-11-12
HAMILTON, J.D.	1915-19
HAMILTON, J.J.	1914-15
HAMILTON, O.B.	1903
HAMITER,	1918-19
HAMMETT, B.	1938-39-40
HAMPTON, Jeff	1994-95
HAMPTON, T.	1999
HANLEY, W.B.	1920-21
HANNA, Billy	1949-50-51
HANSON, E.	1923
HANSON, R.	1923
HARE, Gerald	1956
HARRELL, Jeff	1979-81
HARRIS, Cedrick	1998-99-2000
HARRIS, Jeff	1994
HARRIS, Sulcer	1943
HARRISON,	1900
HARTWIG, Rob	1986-87
HATHORN, Jim	1977-78-79
HAWPE, Brad	1999-2000
HAYDELL, Dick	1963-64
HAYNIE, G.	1939-40-41
HAZLIP, S.W.	1913
HEARD, J.	1898-1900
HEARD, W.	1932-33
HEATH, J.L.	1925-26-27
HEATH, Matt	2001
HEBERT, A.W.	1914-15-17-18
HEBERT, C.J.	1905-06
HEBERT, E.B.	1911
HEBERT, Jim	1944
HEBERT, R.A.	1942
HECKER, D.	1939
HEDGES, Lee	1949-51
HEDRICK, B.	1939
HELVESTON, O.	1934-35-36
HEMPHILL, James	1996
HENDRICKSON, Eric	1999
HENDRIX, J.	1928-29-30
HENNER, Thomas	1968-70
HERBST, Jack	1942
HERNANDEZ, Courtney	1998
HEROMAN,	1899
HERRING, P.S.	1922
HERRY, David	1990-91-92
HETZEL, Eric	1985
HERTZOG, M.	1915
HICKS, Richard R.	1967-68
HIGGINS, Danny	1997-98
HIGHTOWER, C.W.	1910-11

HIGHTOWER, Gerald	1942
HILBORN, W.B.	1924
HILL, Aaron	2001
HILL, D.	1959
HILL, Justin	2001
HILLMAN, W.A.	1906-10
HINES, L.	1938
HOAGLUND, Walter	1967-68-69
HOCHENDEL, B.F.	1905-08
HODGES, A.T.	1943
HODGES, Trey	1999-2000
HOLCOMBE, M.	1938
HOLDEN, T.D.	1929-30-31
HOLLINGSWORTH, G.	1972-73-74-75
HOLMES,	1913
HORTON, Conan	1996-97
HOSKINS, Dick	1943-44
HOVER, Don	1956-57
HOWARD, Tommy	1950-52-53
HOWELL, R.B.	1910-11-12
HOWIE, Mark	1982-83-84
HUFFMAN, Ryan	1993-94
HUMPHREY, N.	1934-35-36
HUMPHRIES, Steve	1981
HUNDLEY, F.	1936-38-39
HUNSICKER,	1935
HUNSICKER, G.R.	1905-06
HUNT, C.	1934-35-36
HUNT, E.C.	1948 (Manager)
HUNT, Will	1992-93
HUNT, William	1968-69
HUSBAND, Frank	1952-53
HYMEL, Gary	1988-89-90-91

I

IRWIN,	1934
IVES, C.A.	1919-20-22

J

JACKSON,	1924
JACKSON, J.S.,	1914-15
JACKSON, Kenny	1992-93
JACOBS,	1939
JAMES,	1936
JAMES, H.	1913
JEWELL, Wylie	1948-49
JOHNSON, Douglas	1950-52
JOHNSON, Eric	1986
JOHNSON, Phil	1938
JOHNSON, Phillip	1966
JOHNSON, R.E.	1912
JOHNSON, Russ	1992-93-94
JOHNSON, Tookie	1988-89-90-91
JOHNSTON, Ronny	1957-58-59
JONES, C.	1942
JONES, Forest	1981-82
JONES, L.	1920-21-22
JONES, R.D.	1924-25-26
JORGENSEN, Ryan	2000
JOSEPH, Gary	1981-82-83
JOVETT, M.	1929-30-31
JUDICE, Frank	1974-76-77
JUNE,	1916

K

KARCHER, Kevin	1979-80
KARP, Dan	1981-82
KAVANAUGH, K., Sr.	1938-39-40
KEIGLEY, Gerald	1971-72-73
KEISLER, Randy	1998
KELLER, J.	1932-35
KELLER, Nolan	1963
KELLY, A.H.	1906
KENDA, J.	1936-37
KENNEDY, R.M.	1900-01-02-03
KING, J.D.	1928
KING, L.	1938-39
KINCAID, Steve	1984
KIRKPATRICK, H.L.	1931-32-33
KIRKWOOD, M.H.	1908
KIRKWOOD, W.H.	1907

KITCHENS, G.	1958
KITE, Dan,	1986-87-88
KIZER, R.C.	1922-23
KLOSTERMEYER, Mike	1995
KLOVEHORN, Henry	1977
KLING, Alonzo	1954-55-56
KLUG, Kenny	1976-77
KNIGHT, G. "Red"	1944-45-46-47
KOERNER, Mike	1995-96-97
KOPPENS, Paul	1973
KOUNS, Sinclair	1948-49
KOZIMINSKI, M.	1958 (Manager)
KUNDERT, R.	1931-32
KUPPER, Scott	1988

L

LACROIX,	1895
LANDRY,	1920-22
LANDRY, H.E.	1900-02-03
LANDRY, L.L.	1934-35-36
LANDRY, R.J.	1914
LANDRY, Robert	1978-79-80
LANDRY, Wynn	1981
LANIER, Tim	1993-94-95-96
LANIER, W. "Fido"	1924-28
LANOUX, Marty	1985
LARKIN, M.	1930-31
LaROSA, Mark	1988-89-90-91
LaROSE, Randy	1986-87
LARSON, Brandon	1997
LARSEN, E.	1937
LAWRIE, Joe	1935
LAXTON, Brett	1993-94-95-96
LEAKE, Robert	1966-68
LEARY, Rob	1985-86
LEAUMONT, Jeff	1998-99
LEBLANC,	1901
LEBLANC, Danny	1963
LEBLANC, P.O.	1909-10
LEE, Bill, Jr.	1953-54-55
LEE, Michael	1967-68-69
LEGUIN, F.G.	1919-20
LEMAK, Charlie	1937
LEONARDI, Antonio	1994-96-97
LESAGE,	1897
LESHER, L.R.	1911
LESKANIC, Curtis	1989
LESUEUR, G.B.	1897-98-99-1900
LEWIS, Joe	1987
LEWIS, Philip	1969-70
LEWIS, W.F.	1895
LIM, Ron	1989
LINDEN, Todd	2001
LINDSEY, Clyde	1947
LINDSEY, James	1949-50-51
LINDSEY, Ken	1976-77
LIPARI, Jeff	1998-99-00
LLOYD, Mike	1977-78-79-80
LOCKBAUM, Emile	1935-36-37
LOE, S.R.	1914
LOEWER, Stan	1984-85-86-87
LOFTICE, Jeremy	1999-00
LOFTIN, R.	1958
LOFTIN, W.	1958-59
LOMAX,	1943
LOMBARD,	1903-05
LONERO, Tony	1980-81
LORIO, Dennis	1973-74
LOWRY,	1921

MANTRANA, Manny	1984-85
MANUEL, Barry	1986-87
MARCHAND, Jerry G.	1952-53
MARIANO, Bobby	1979-80
MARQUETTE, G.H.	1921-22-23-24
MARRERO, F.	1922-23-24-25
MARTIN, D.A.	1909-10-11
MARTIN, J.H.	1909-13
MARY, S.E.	1905-09
MASON, C.C.	1926-27-28
MASON, F.	1919
MATLOCK, O.	1937
MATTA, L.	1911-12-13
McARDLE, Benny	1951-52-53
McBRIDE, Billy	2000-01
McBRIDE, W.E.	1920-21-22
McCABE, Bhrett	1992-93-94-95
McCALL,	1899
McCALL, Malcolm	1951-52-53
McCALL, Malcolm, Jr.	1976
McCANN, M.G.	1925-26-27
McCLUNG, H.	1958
McCLURE, Trey	1996-97-98-99
McCOLLOM, A.M.	1909-1910
McCOLLISTER, E.P.	1914-15
McDADE,	1921
McDONALD, Ben	1987-88-89
McDONALD, William	1949-50-51
McDONOUGH, Bob	1937-38
McDOWELL, Red	1940-41-42
McDUFF, C.E.	1924-25
McELROY,	1937
McKAY, Thomas	1968
McKEOUGH, Mike	1959-60
McKNIGHT, J.B.	1898
McKNIGHT, R.E.	1897-98
McKNIGHT, S.	1895-97
McMAKIN, Wally	1973-74-75-76
McMURRAY, Heath	2000
McMURRAY, J.L.	1930
McMURRAY, Dick	1952-53-54
McNEESE, O.W.	1901
McSWEEN, "Red"	1944
MEADORS, W.F.	1915
MEEKER,	1901
MEINERS, Vaughn R.	1975-76
MELANCON, Joseph	1971-72
MENEFEE, J.	1932-33
MERCER, J.	1912
MESSA, R.H.	1905
MESTEPEY, Lane	2001
MICHAELIS, Billy	1944-47-48
MILEY, Mike	1972-73-74
MILLER, H.	1934-35
MIRE, G.	1948
MITTS, Lester,	1961
MIXON, Wallace	1959-60
MONSOUR, E.	1933
MOOCK, Chris	1988-91-92
MOOCK, Gregg	1991-92
MOOCK, J.	1940-41-42
MOOCK, Joe	1964-65
MOOCK, Michael	1969-70-71
MOOCK, Pat	1972-73-74-75
MOORE, Bryan	2001
MOORE, Jeramie	1994-95-96
MORAN, Tim	1984
MOREL, Harry	1963-64-65
MOREL, Tommy	1999-2000
MORGAN, George	1983-84
MORRIS, Lyndon	1966-67
MORRIS, O.L.	1915
MORRIS, Warren	1994-95-96
MORSE, John	1982-83
MOSES, Chip	1980-81
MOUTON, Lyle	1990-91
MOYSEE,	1905
MULA, Jared	1990-91-92
MULSHENOCK, Ken	1982-83
MUNGER, David	1969-70-71-72
MURDOCK, Mike	1981-83-84

Varsity Lettermen

MURPHY, Gene 1948-49-51
MURRAY, S. 1930

N

NAFF, Frank, 1959-60-61
NAQUIN, Greg 1987-89
NATTIN, George 1960
NAVARRO, G.B. 1900
NEAL, Mike 1991-92-93
NERONI, Kevin 1977
NEUMANN, Leonard 1965
NEWMAN, Donald 1936
NOLAN, J. 1976
NOLAN, R. 1937
NUGENT, Tim 1998-99-00-01
NUNALLY, Michael 1969-71-72

O

O'DONOGHUE, John 1988-89-90
OGEA, Chad 1989-90-91
OGIN, Steve 1967-68
OLEXY, Keith 1974
OLIVERIO, John 1974
OLIVIER, L.A. 1899-1902
OLSEN, Eddie 1977-78-79-80
OLSON, Randy 1979-80
O'ROCK, Don 1979
OSER, F. 1937-38
OSHESKIE, Dan 1981
OSIK, Keith 1988-89-90
OWEN, Chet 1947

P

PAINICH, Joey 1996-97
PALMER, Ed 1943
PAPAJOHNN, Mike 1986-87
PARKER, Clay 1982-83-84-85
PARSONS, 1947
PATTERSON, Gregg 1985-86-87
PAYER, Luther 1951
PAYNE, Bobby 1979
PEARCE, Chris 1994
PEEVER, Lloyd 1992
PEGUES, W.T. 1900-01
PEMBERTON, Craig 1969-70-71-72
PERKINS, A.M. 1913-14
PETIT, A.E. 1899
PETRONE, Andy, 1981-82
PETTISS, J. 1954-55
PETTIT, Bo 2000-01
PHILLIPS, Chris 2001
PIPES, B.N. 1907
PISTORIUS, Jerry 1952-53
PITCHER, 1915
PITCHER, Bill 1923-24-25
PITTMAN, J.C. 1934
PLEASANT, R.G. 1893-95
POCHE, Jim 1961-62
POERSCHKE, Fred 1953 (Manager)
POLOZOLA, Frank J. 1961-62
POLOZOLA, Keith 1996-97
PONTIFF, Wally 2000-01
PORETTO, Chuck 1940-41
POSTELL, F.K. 1915-17
POSTELL, W.D. 1916
POWELL, Jerry 1979-80
POURCIAU, Danny 1983-84
POURQUE, Conrad 1969
PRICE, V. 1925-26
PURDY, Kenneth 1956
PURVIS, Don 1959

Q

QUIGLEY, Van 1964-65-66

R

RADOVICH, R. 1940
RAGGIO, Cecil 1961
RAMSEY, 1902-03
RANTZ, Ronnie 1991-92
RAYMER, David 2001
RAYMOS, George 1944

REBOULET, Jeff 1985-86
REESE, Stan 1995
REYMOND, R.P. 1905-06-07
RHODEN, Robert 1976-77
RHYMES, P. 1954-55
RICHARDSON, Roland 1969
RICHE, G. 1917
RICHOUX, Ralph 1956-57-58
RIOS, Armando 1991-92-93
ROBBINS, Ronnie 1982-83
ROBERTS, 1919
ROBERTS, C.M. 1898
ROBERTSON, H.F. 1893
ROBERTSON, R. 1893
RODNEY, W. 1899-1901
RODRIGUEZ, 1929
ROMAGOSA, M. 1936-37-38
ROMAINE, Blackie 1943
ROSS, 1920
ROUSSOS, George 1951
ROUSSEAU, Ron 1963-64
ROY, A.J. 1921-22
RUTLEDGE, Guy 1983-84
RUTLEDGE, Trey 1993

S

SAAB, Mike 1980-81-82-83
SAIZAN, Thomas 1973-74-75
SANBOURN, E. 1932
SANTARELLI, Cal 1982-83
SAVAGE, James 1968-69-71
SANFORD, J. 1901-02-03
SARRADET, Darren 1980
SAUNDERS, Henri 1991
SAVOIE, Ronnie 1974-75
SAXON, Ben 1999-2000
SCHNEIDEWIND, Scott 1988-89
SCHEUTZ, 1965
SCHEXNAIDER, R. 1929-30-31
SCHNEIDER, D. 1978-79-80-81
SCHNEIDER, Tim 1983-84
SCHUERING, R. 1932-34
SCHULTZ, Scott 1992-93-94-95
SCHWING, I.H. 1900-01
SCOBIE, Jason 2000-01
SCOTT, E.A. 1897
SCOTT, Julius 1980-81-82-83
SCREEN, Pat 1964
SEAGO, Ernest 1934
SEBASTIN, J.D. 1918-20-21-22
SEXTON, Amos 1971-72
SHARP, 1903
SHARP, Ivoy 1941
SHEEHY, Butch 1980-81-82-83
SHEETS, Andy 1991-92
SHIPP, Kevin 1996-97
SIGLER, Roger 1954-55-56-57
SILVERBLATT, Alan 1970-71
SIMON, Antoine 1998-99
SIMS, Bill 1943
SINGLETERARY, 1895-97
SIROTKA, Mike 1990-91-92-93
SLACK, J.S. 1910-11-12
SLABOTSKY, H. 1905
SLAUGHTER, W.S. 1899
SLOANE, Lea 1943
SMITH, 1938
SMITH, Allen 1960-61-62
SMITH, B. 1920
SMITH, G.D. 1907-08
SMITH, Hadley 1961
SMITH, J.C. 1941-42-43
SMITH, Mike 1927-28-29
SMITH, Robbie 1984-85
SMITH, Terry 1966
SMYTH, C.R. 1905-06-07
SNYDER, J.E. 1895
SODERERG, Jon 1980
SON, Chucky 1999
SONDEREGGER, M. 1970-71-72-73
SOSSAMON, Tim 1984-85
SOULE, 1920

SOUTHERLAND, Fred 1960-61-62
SPAULDING, Steven 1969
SPENCER, Fritz 1947-48
SPITZ, Steven 1973-74
SPRINGER, Russell 1987-88-89
STAFFORD, Red 1944-47
ST. AMANT, Lou 1959
STANFORD, Bert 1948
STAPLES, C. 1917-19
STALES, T.M. 1917-18-19-20
STAYTON, W. "Bill" 1932
STAYTON, W.D. 1902-03-05
STEELE, J.E. 1924-25-26
STEFAN, Paul J. 1975-76
STELL, Jabbo 1938
STEVENS, Ed 1932
STEVENS, N.G. 1926
STEWART, Bob 1964
STOCCO, Mark 1993
STOFKY, Wayne 1987
STOKES, Dale 1983
STOVALL, D. 1955
STOVALL, H.H. 1925-26-28
STRANGE, Charles, "Bo" 1960
STRICKLAND, J. 1927-28-29
STRINGFIELD, Cliff 1953
STROVINK, Eric 1989
SUDDITH, Tom 1941
SUMMERS, Morris 1961-62
SWANSON, A.L. 1925
SWART, W. 1906

T

TALBOT, E.L. 1913
TALLET, Brian 1999-2000
TANDY, Joe 1949 (Manager)
TATE, A. 1915-16-17
TATUM, Willie L. 1967
TAYLOR, J.W. 1893
TAYLOR, W.T. 1940-41-42
TAYLOR, William 1972-73
TEAGUE, Sean 1994
TELLECHEA, Johnny 1990-91
TERRELL, Robbie 1961-62
TERRIS, Adam 1985, 88
THEARD, Al 1942-43
THERIOT, Bubba 1961-62-63
THERIOT, Ryan 1999-00-01
THIBODEAUX, Joey 1977-78-79-80
THIBODEAUX, Johnnie 1997-98-00-01
THOMAS, Alvin 1977
THOMAS, Johnny 1961-62-63
THOMPSON, Doug 1997-98
THOMPSON, Richard 1948-49-50-51
THOMPSON, W.H. 1908-09
TILLINGHAST, A.Y. 1931
TINSLEY, Gaynell 1935-36-37
TOUPS, Frank A. 1974-75-76
TRENE, J. 1893
TRIMM, Sherman 1979
TRIPLETT, Bill 1963-64
TRITTICO, 1934
TROXLER, A. 1934
TUJAGUE, Lucien 1977-78-79-80
TULLIER, James 1968
TUMINELLO, Bobby 1947-49
TURNER, Bill 1941-42
TURNER, Bruce 1960-61
TYSON, Jeremy 1994-95

U

UREMOVICH, Jim 1978-79

V

VACCARA, F.P. 1909
VAN LOON, Bill 1981
VASQUEZ, Rich 1987-88
VAUGHN, Jack 1964
VAUGHT, Chad 2001
VERGES, Ernie 1951-52
VIRGETS, Tommy 1952-53-54-55
VOIGT, Jack 1986-87

VOORHIES, 1905
VOORHIES, Charles 1975-76-77-78

W

WADDILL, G.D. 1895-97
WADE, F.M. 1911-12
WADSWORTH, Tim 1978
WAGGONER, Todd 1987-88
WAINWRIGHT, J.A. 1911
WALDEN, H.E. 1912-13-14-15
WALET, P.H. 1912-13
WALKER, Edward 1979-80
WALKER, I. 1935-36-37
WALKER, Todd 1992-93-94
WALL, E.E. 1899
WALL, Jason 1989-90
WALLER, Red 1915-16
WALTERS, Bill 1943-47-48
WARD, Kevin 1996
WARDLOW, Spot 1915-16
WARMBROD, James 1936-37-38
WATKINS, 1924
WATKINS, E. 1930
WATKINS, O. 1926-27
WATSON, Toby 1941
WATTS, 1895
WAX, Daryl 1976
WEBER, D.L. 1903-05-06
WEBER, S.J. 1956
WEINER, R. 1938
WEST, J.C. 1944
WESTBROOK, J.T. 1898
WHEALY, Patrik 1974-75-76-77
WHEELER, Red 1943
WHITE, Al 1957-58
WHITED, H.W. 1903
WHITTY, Daryl 1953-54-55
WIESLER, Billy 1981-82
WIETHORN, Eric 2001
WILBANKS, T.E. 1918
WILBERT, A.E. 1908-09
WILBERT, E.C. 1905-08
WILBERT, F.P. 1902-03
WILBERT, J.A. 1905
WILES, Randy 1970-71-72-73
WILHITE, Brian 1987-88
WILKINSON, H. 1907
WILKINSON, J.P. 1912-17
WILLIAMS, Jason 1993-94-95-96
WILLIAMS, J.Q. 1921
WILSON, Brad 1993-94-95-96
WILSON, Brian 2001
WINDERS, Brian 1993-94-95
WINSTON, Roy 1961
WITTEN, Jeremy 1997-98-99-2000
WOMACK, 1903
WOMACK, 1917
WOMBLE, 1898-99
WOODRUFF, Marvin 1976
WOODWARD, Robert 1971-73
WRIGHT, Larry D. 1975-76-77-78
WRIGHT, Ray 2000-01

Y

YARNALL, Eddie 1994-95-96
YERGER, M. 1959
YUMAN, Shane 1999-00-01
YOUNG, 1902
YOUNG, E.B. 1893
YOUNG, T.W. 1898
YURTIN, Jeff 1985-86

Z

ZIMMERMAN, Joe 1986-87
ZIMMERMAN, 1913
ZINN, Jimmy 1947
ZINSER, P. 1954-55
ZINSMAN, Zeph 2001
ZWEIG, Ivan 1995

Year-by-Year Records

SEASON	OVERALL			SEC			SEC FINISH	COACH
	W	L	PCT.	W	L	PCT.		
1893	1	0	1.000					E.B. Young
1894	(No Games)							
1895	0	3	.000					No Coach
1896	(No Games)							
1897	3	3	.500					E.A.Scott
1898	2	3	.400					A.W. Jeardeau
1899	6	4	.600					C.V. Cusachs
1900	2	3	.400					L.P. Piper
1901	6	3	.667					L.P. Piper
1902	6	6	.500					W.S. Borland
1903	4	5	.444					W.S. Borland
1904	(No Games)							
1905	4	6	.400					D.A.Killian
1906	10	3	.769					D.A.Killian
1907	11	7	.611					J. Phillips
1908	9	12	.429					E.R. Wingard
1909	7	10	.411					E.R. Wingard
1910	7	9	.438					J.W. Mayhew
1911	8	7	.533					J.W. Mayhew
1912	8	6	.571					Bob Pender
1913	7	11	.389					Bob Pender
1914	4	8	.333					Doc Stroud
1915	10	9	.526					Doc Stroud
1916	15	8	.652					Doc Stroud
1917	7	4	.636					Doc Stroud
1918	8	4	.667					Doc Stroud
1919	12	4	.750					Doc Stroud
1920	10	8	.555					Doc Stroud
1921	9	11	.450					Doc Stroud
1922	7	6	.538					Branch Bocock
1923	8	9	.471					Branch Bocock
1924	4	9	.308					Moon Ducote
1925	5	9	.357					M.J. Donahue
1926	10	6	.625					M.J. Donahue
1927	8	6	.571					Harry Rabenhorst
1928	7	11	.389					Harry Rabenhorst
1929	3	6	.333					Harry Rabenhorst
1930	6	8	.429					Harry Rabenhorst
1931	3	6	.333					Harry Rabenhorst
1932	4	7	.364					Harry Rabenhorst
1933	3	7	.300	0	4	.000	7th	Harry Rabenhorst
1934	6	8	.429	3	6	.333	7th	Harry Rabenhorst
1935	8	7	.533	4	6	.400	6th	Harry Rabenhorst
1936	15	4	.789	7	4	.636	2nd	Harry Rabenhorst
1937	12	14	.462	5	10	.333	7th	Harry Rabenhorst
1938	7	8	.466	3	6	.333	8th	Harry Rabenhorst
1939	22	6	.786	10	2	.883	1st	Harry Rabenhorst
1940	16	5	.762	10	4	.741	3rd	Harry Rabenhorst
1941	10	13	.435	5	9	.357	9th	Harry Rabenhorst
1942	9	9	.500	6	6	.500	4th	Harry Rabenhorst
1943	13	8	.619	11	3	.786	1st	A.L.Swanson
1944	4	8	.333	(No Games)				A.L.Swanson
1945	11	7	.611	(No Games)				A.L.Swanson
1946	10	5	.667	11	3	.786	1st	Harry Rabenhorst
1947	10	9	.526	4	7	.364	10th	Harry Rabenhorst
1948	7	14	.333	4	10	.286	9th	Harry Rabenhorst
1949	6	11	.353	5	9	.357	9th	Harry Rabenhorst
1950	5	9	.367	2	7	.222	11th	Harry Rabenhorst
1951	10	6	.625	6	6	.500	5th	Harry Rabenhorst
1952	9	11	.450	7	9	.438	7th	Harry Rabenhorst
1953	8	10	.444	7	8	.476	7th	Harry Rabenhorst
1954	8	11	.421	5	10	.333	10th	Harry Rabenhorst
1955	6	17	.261	1	1	.267	10th	Harry Rabenhorst
1956	9	11	.450	7	9	.438	7th	Harry Rabenhorst
1957	8	11	.421	6	8	.428	8th	Ray Didier
1958	14	11	.560	9	6	.650	4th	Ray Didier
1959	16	17	.485	7	9	.469	3rd	Ray Didier
1960	15	14	.510	6	9	.400	4th	Ray Didier
1961	20	5	.800	13	4	.764	1st	Ray Didier
1962	15	11	.577	8	7	.533	2nd	Ray Didier
1963	16	10	.615	9	7	.563	2nd (T)	Ray Didier
1964	11	11	.500	5	7	.417	4th	Jim Waldrop
1965	6	13	.316	4	11	.267	5th	Jim Waldrop
1966	9	14	.391	4	12	.250	5th	Jim Smith
1967	17	13	.567	9	9 *	.500	1st (T)	Jim Smith
1968	20	14	.588	10	8 **	.556	1st (T)	Jim Smith
1969	11	24	.314	4	13	.235	4th	Jim Smith
1970	16	19	.457	5	11	.313	3rd (T)	Jim Smith
1971	20	16	.556	10	8	.556	2nd	Jim Smith
1972	21	21	.500	7	11	.389	2nd (T)	Jim Smith
1973	18	13	.581	6	7	.462	2nd	Jim Smith
1974	18	17	.514	7	10	.412	4th	Jim Smith
1975	40	16	.714	19	3	.864	1st	Jim Smith
1976	19	23	.452	11	12	.478	3rd	Jim Smith
1977	17	27	.386	4	14	.222	5th	Jim Smith
1978	12	34	.282	6	18	.333	5th	Jim Smith
1979	34	20	.630	13	7	.650	2nd	Jack Lamabe
1980	23	19	.548	8	9	.471	4th	Jack Lamabe
1981	23	30	.434	7	14	.333	4th	Jack Lamabe
1982	26	25	.509	9	13	.409	4th	Jack Lamabe
1983	28	21	.571	9	12	.429	4th	Jack Lamabe
1984	32	23	.581	12	12	.500	3rd	Skip Bertman
1985	41	18	.694	17	7	.708	1st	Skip Bertman
1986	55	14	.797	22	5	.815	1st	Skip Bertman
1987	49	19	.721	12	10	.545	5th	Skip Bertman
1988	39	21	.650	16	11	.593	5th	Skip Bertman
1989	55	17	.764	18	9	.666	2nd	Skip Bertman
1990	54	19	.740	20	7	.741	1st	Skip Bertman
1991	55	18	.753	19	7	.731	1st	Skip Bertman
1992	50	16	.758	18	6	.750	1st	Skip Bertman
1993	53	17	.757	18	8	.692	1st	Skip Bertman
1994	46	20	.697	21	6	.777	2nd	Skip Bertman
1995	47	18	.723	17	12	.586	5th	Skip Bertman
1996	52	15	.776	20	10	.667	1st	Skip Bertman
1997	57	13	.814	22	7	.759	1st	Skip Bertman
1998	48	19	.716	21	9	.700	2nd	Skip Bertman
1999	41	24	.621	18	11	.621	3rd	Skip Bertman
2000	52	17	.754	19	10	.655	2nd	Skip Bertman
2001	44	22	.667	18	12	.600	2nd	Skip Bertman
TOTALS #	1818	1244	.594	679	577	.541		

* - lost to Ole Miss 6-2 in single-game playoff for Western Division title

** - lost to Alabama 6-4 in single-game playoff for Western Division title

- LSU has also tied 20 games in its baseball history

Note: SEC Western Division finishes are listed from 1959-1985

All-Time Coaching Records



Skip Bertman (1984-2001)

YEARS	COACH	SEASONS	GAMES	WON	LOST	TIED	PCT.
1893	E.B. Young	1	1	1	0	0	1.000
1895	No Coach	1	3	0	3	0	.000
1897	E.A. Scott	1	6	3	3	0	.500
1898	A.W. Jeardeau	1	5	2	3	0	.400
1899	C.V. Cusachs	1	10	6	4	0	.600
1900-01	L.P. Piper	2	15	8	6	1	.566
1902-03	W.S. Borland	2	22	10	11	1	.477
1905-06	D.A. Killian	2	23	14	9	0	.609
1907	J. Phillips	1	18	11	7	1	.611
1908-09	E.R. Wingard	2	39	16	22	1	.423
1910-11	J.W. Mayhew	2	31	15	16	0	.484
1912-13	Bob Pender	2	32	15	17	0	.469
1914-21	Doc Stroud	8	138	73	58	5	.563
1922-23	Branch Bocock	2	32	15	15	2	.500
1924	Moon Ducote	1	13	4	9	0	.308
1925-26	Mike Donahue	2	33	15	15	3	.500
1927-42, 46-56	Harry Rabenhorst	27	446	220	226	3	.493
1943-45	A.L. Swanson	3	48	27	21	0	.563
1957-63	Ray Didier	7	183	104	79	0	.568
1964-65	Jim Waldrop	2	41	17	24	0	.415
1966-78	Jim Smith	13	489	238	251	0	.486
1979-83	Jack Lamabe	5	249	134	115	0	.538
1984-01	Skip Bertman	18	1,203	870	330	3	.724
TOTALS	23 COACHES	106	3,082	1818	1244	20	.593



Harry Rabenhorst

1927-42; 1946-56



Ray Didier

1957-63



Jim Smith

1966-78



Jack Lamabe

1979-83

All-Time Series Records

TEAM	FIRST GAME	LAST GAME	TOTAL GAMES	W-L-T	PCT.
Alabama	1906	2001	313	130-180-3	.420
Alabama-Birmingham	1982	1994	4	3-1-0	.750
Army	1980	1980	1	1-0-0	1.000
Arkansas	1960	2001	44	30-14-0	.682
Arkansas State	1993	1994	6	5-1-0	.833
Arizona State	2000	2001	6	4-1-1	.750
Auburn	1907	2001	124	67-57-0	.540
Austin Peay	1996	1996	1	1-0-0	1.000
Baylor	1916	1997	7	5-2-0	.714
Bellarmine	1981	1981	1	1-0-0	1.000
Bucknell	1908	1908	3	2-1-0	.667
Cal State-Fullerton	1987	1998	6	3-3-0	.500
Canisius	1980	1985	2	2-0-0	1.000
Centenary	1895	2000	31	23-7-1	.758
Central Florida	1985	2000	11	9-2-0	.818
Central Michigan	1995	1995	2	2-0-0	1.000
Chamberlin Hunt	1901	1908	5	5-0-0	1.000
Chicago White Sox	1925	1925	1	0-1-0	.000
The Citadel	1990	1990	2	2-0-0	1.000
Cleveland State	1983	1983	1	1-0-0	1.000
Clinton Military Academy	1897	1897	3	1-2-0	.333
Coast Guard	1972	1973	3	3-0-0	1.000
Colgate	1975	1975	4	4-0-0	1.000
Connecticut A&M	1908	1908	1	0-1-0	.000
Cornell	1981	1981	1	1-0-0	1.000
Cumberland	1903	1903	2	1-1-0	.500
Dayton	1996	1996	2	1-1-0	.500
Delta State	1966	1966	2	1-1-0	.500
DePaul	1931	1961	2	2-0-0	1.000
Drake	1974	1974	5	4-1-0	.800
Duke	1997	1997	1	1-0-0	1.000
Duquesne	1996	2001	5	5-0-0	1.000
East Carolina	1999	1999	3	2-1-0	.667
Evansville	1990	1990	1	1-0-0	1.000
Florida	1971	2001	64	41-23-0	.641
Florida Southern	1955	1955	2	1-1-0	.500
Florida State	1955	2000	16	7-9-0	.438
Fresno State	1991	1994	2	2-0-0	1.000
George Washington	1989	1992	3	2-1-0	.667
Georgia	1975	2001	53	40-13-1	.764
Georgia Southern	1992	1992	1	1-0-0	1.000
Georgia Tech	1990	1996	3	3-0-0	1.000
Gettysburg	1908	1908	1	0-1-0	.000
Hattiesburg Normal	1921	1921	1	0-1-0	.000
Houston	1975	2001	27	10-17-0	.370
Illinois	1915	1963	19	10-7-2	.579
Illinois-Chicago	1981	1982	6	6-0-0	1.000
Illinois State	1966	1980	13	8-5-0	.615
Illinois Wesleyan	1947	1974	5	3-2-0	.600
Indiana	1926	1926	2	1-0-1	.750
Indiana State	1993	1993	2	2-0-0	1.000
Iowa	1925	1947	7	2-3-2	.429
Jackson State	1985	2000	4	4-0-0	1.000
Jacksonville	1981	1981	3	1-2-0	.333
Jefferson College	1905	1921	18	15-2-1	.806
Jefferson Military Academy	1899	1909	22	11-10-1	.523
Kansas	1990	1990	3	3-0-0	1.000
Kansas State	1967	2001	19	11-8-0	.579
Kent	1993	1993	1	0-1-0	.000
Kentucky	1975	2001	42	29-13-0	.690
Lafayette	1908	1908	1	0-1-0	.000
Lamar	1984	1995	6	1-5-0	.167
Long Beach State	1989	1997	5	4-1-0	.800
Louisiana College	1914	1998	21	19-2-0	.905
Louisiana-Lafayette	1912	2001	59	41-18-0	.695
Louisiana-Monroe	1959	2001	36	28-8-0	.778
Louisiana Normal	1926	1928	4	3-1-0	.750
Louisiana Tech	1902	1998	58	40-18-0	.690
Louisville	1979	1979	1	1-0-0	1.000
Loyola (New Orleans)	1915	1998	54	31-22-1	.583
Loyola-Marymount	1986	1986	1	0-1-0	.000
LSU-Shreveport	1998	1998	1	1-0-0	1.000
Luther College (Iowa)	1939	1939	1	1-0-0	1.000
Maine	1986	1995	7	6-1-0	.857
MacMurray	1965	1965	1	1-0-0	1.000
McNeese State	1983	2001	28	19-9-0	.679
Marion	1907	1907	3	1-2-0	.333
Memphis	1964	1975	11	9-2-0	.818
Mercer	1988	1989	6	6-0-0	1.000
Miami (Fla.)	1975	1996	13	5-8-0	.385

TEAM	FIRST GAME	LAST GAME	TOTAL GAMES	W-L-T	PCT.
Michigan	1993	1995	3	3-0-0	1.000
Michigan State	1975	1975	2	1-1-0	.500
Middle Tennessee State	1980	1980	1	0-1-0	.000
Millsaps	1915	1920	5	5-0-0	1.000
Minnesota	1931	2001	17	14-3-0	.824
Mississippi	1906	2001	271	147-124-0	.542
Mississippi College	1901	1937	38	20-17-1	.526
Mississippi State	1905	2001	333	148-184-1	.446
Missouri	1986	1987	2	2-0-0	1.000
Murray State	1975	1975	1	1-0-0	1.000
Navy	1978	1983	12	9-3-0	.750
New Mexico	1993	1993	3	3-0-0	1.000
New Orleans	1976	2001	67	38-29-0	.567
Nevada-Las Vegas	1989	1996	9	8-1-0	.889
Nicholls State	1968	2001	57	36-21-0	.632
North Carolina	1990	1997	2	2-0-0	1.000
North Carolina-Greensboro	1997	1997	1	1-0-0	1.000
North Carolina State	1997	1997	1	1-0-0	1.000
North Texas	1985	1985	3	3-0-0	1.000
Northern Illinois	1939	1970	15	10-5-0	.667
N.Illinois St. Teachers	1947	1948	2	2-0-0	1.000
Northwestern	1937	1976	10	6-3-1	.600
Northwestern State	1937	2001	48	38-10-0	.792
Notre Dame	1928	1991	4	2-2-0	.500
Ohio	1999	1999	3	3-0-0	1.000
Ohio State	1976	1992	3	1-2-0	.333
Oklahoma	1959	1997	10	6-4-0	.600
Oklahoma State	1973	1991	7	2-5-0	.286
Oral Roberts	1987	1989	3	3-0-0	1.000
Pennsylvania	1908	1908	1	0-1-0	.000
Pennsylvania Normal	1908	1908	1	1-0-0	1.000
Pensacola Naval Air	1942	1956	4	1-3-0	.250
Princeton	1976	1976	3	2-1-0	.667
Providence	1992	1992	1	1-0-0	1.000
Purdue	1935	1950	4	4-0-0	1.000
Rice	1914	1997	16	10-6-0	.625
Rockhill College	1908	1908	1	1-0-0	1.000
South Alabama	1971	1997	38	14-24-0	.368
South Carolina	1992	2001	20	15-4-1	.775
South Florida	1995	1995	3	1-2-0	.333
Southern Methodist	1967	1967	2	2-0-0	1.000
Southeastern Louisiana	1937	2001	61	46-15-0	.754
Southern	1970	2001	37	36-1-0	.973
Southern California	1988	2000	10	7-3-0	.700
Southern Illinois	1952	1983	9	3-6-0	.333
Southern Mississippi	1970	1999	40	28-10-2	.725
Southwest Missouri St.	1984	1984	1	1-0-0	1.000
Southwestern (Texas)	1913	1913	3	2-1-0	.667
Southwestern (Tennessee)	1958	1958	1	1-0-0	1.000
Spring Hill	1920	1930	12	7-5-0	.583
Stanford	1987	2000	4	3-1-0	.750
Stephen F. Austin	1986	1992	9	9-0-0	1.000
St.Charles College	1914	1917	4	4-0-0	1.000
St. John's	1989	1989	2	2-0-0	1.000
St.Louis	1982	1991	3	3-0-0	1.000
St.Stanislaus	1920	1923	3	2-0-1	.700
St.Vincent Academy	1900	1900	1	0-1-0	.000
Tennessee	1907	1999	40	31-9-0	.775
Texas	1899	2000	29	8-20-1	.293
Texas A&M	1907	1995	20	8-11-1	.425
Texas-Arlington	1987	1987	2	2-0-0	1.000
Texas Christian	1967	1994	7	6-1-0	.857
Tulane	1893	2001	268	151-114-3	.569
UCLA	1988	2000	3	3-0-0	1.000
Vanderbilt	1954	2001	59	40-19-0	.678
Virginia	2000	2000	3	3-0-0	1.000
Virginia Commonwealth	1997	2001	6	5-1-0	.833
West Florida	1982	1982	2	2-0-0	1.000
West Maryland	1908	1908	1	1-0-0	1.000
Western Carolina	1993	1993	1	1-0-0	1.000
Western Kentucky	1996	1996	3	3-0-0	1.000
Wheaton	1959	1959	1	1-0-0	1.000
Wichita State	1987	1996	10	6-4-0	.600
Wisconsin	1975	1981	10	8-2-0	.800
Yale	1908	1908	1	0-1-0	.000
Others	1895	1957	95	43-50-2	.463
2001 Opponents in Bold					

All-Time Results

1893 (1-0) Coach E.B. Young

Tulane (H)	10	8
------------	----	---

1894 - No Games

1895 (0-3-1) No Coach

Baton Rouge Reds (H)	5	14
Centenary (N)	4	5
Centenary (N)	11	11
Tulane (H)	11	12

1896 No Games

1897 (3-3) Coach E.A. Scott

Baton Rouge (H)	17	11
Clinton Mil.Academy	7	6
Centenary (Jackson)	16	17
Clinton Mil.Acad.(A)	4	6
Clinton Mil.Acad.(H)	4	6
Tulane (H)	31	8

1898 (2-3) Coach A. W. Jeardeau

Centenary (H)	17	13
Tulane (H)	15	19
Centenary (Jackson)	4	11
Centenary (Jackson)	28	9
Tulane (A)	8	13

1899 (6-5) Coach C.V. Cusachs

St.Vincent Acad.(H)	10	0
Plaquemine Greys (H)	15	4
Texas (H)	6	8
Plaquemine Greys (A)	9	8
Jefferson Mil.Acad.(A)	12	1
Jefferson Mil Acad.(A)	10	2
Texas (A)	0	3
Texas (A)	4	5
Texas (A)	1	4
Tulane (H)	5	5
Tulane (A)	5	7

1900 (2-3-1) Coach L.P. Piper

Jefferson Mil.Acad.(A)	12	12
Jefferson Mil.Acad.(A)	2	11
Tulane (A)	8	7
Tulane (H)	9	5
Tulane (H)	7	10
St.Vincent Acad.(H)	10	11

1901 (6-3) Coach L.P. Piper

Miss.College (Clinton)	6	8
Jefferson Mil.Acad. (A)	16	13
Chamberlain Hunt (H)	17	0
Texas (H)	2	1
Texas (H)	1	6
Jefferson Mil.Acad.(H)	7	6
Jefferson Mil.Acad.(H)	9	0
LSU Alumni (H)	8	4

1902 (6-6-1) Coach W.S. Borland

Chamberlain Hunt (H)	7	2
Chamberlain Hunt (H)	11	2
Texas (A)	1	20
Texas (S)	2	5
Texas (S)	1	1
Texas (H)	2	5
Louisiana Tech (H)	5	0
Louisiana Tech (H)	24	0
Baton Rouge (H)	1	5
Plaquemine Greys (H)	7	3
N.O.YMCA (H)	21	0
Jefferson Mil.Acad. (H)	2	3
Jefferson Mil.Acad.(H)	9	10

1903 (4-5) Coach W.S. Borland

St.Louis (H)	1	6
Jefferson Mil.Acad. (A)	16	13
Jefferson Mil.Acad.(A)	6	3
Jefferson Mil.Acad.(H)	11	5
Jefferson Mil.Acad.(H)	2	6

Texas (H)	7	8
Cumberland (H)	2	6
Cumberland (H)	14	9
Donaldsonville (A)	1	9

1904 - No Games

1905 (4-6) Coach D.A. Killian

Baton Rouge (H)	0	14
Baton Rouge (H)	6	7
Baton Rouge (H)	4	7
Jefferson Mil.Acad.(H)	5	2
Jefferson Mil.Acad (H)	3	5
Tulane (A)	4	5
Tulane (A)	1	15
Miss.College (H)	12	8
Jefferson College (H)	7	1
Tulane (H)	16	5

1906 (10-3) Coach D.A. Killian

Alabama (H)	2	0
Alabama (H)	1	0
Alabama (H)	3	2
Tulane (H)	0	4
Tulane (H)	5	1
Texas (H)	0	5
Texas (H)	8	3
Texas H)	7	3
Tulane (A)	9	2
Tulane (A)	4	6
Jefferson College (A)	11	1
Mississippi (H)	4	2
Mississippi (H)	6	1

1907 (11-7) Coach J. Phillips

Baton Rouge Reds (H)	5	9
Auburn (H)	0	4
Auburn (H)	3	5
Auburn (H)	4	3
Mississippi (A)	0	5
Mississippi (A)	2	0
Miss.State (A)	3	1
Miss.State (A)	5	2
Miss.State (A)	4	7
Miss.State (A)	4	7
Miss.State (A)	8	2
Alabama (A)	3	1
Alabama (A)	8	6
Marion (A)	0	3
Marion (A)	2	3
Marion (A)	4	0
Texas A&M (H)	3	2
Tennessee (H)	2	0
Tennessee (H)	12	11

1908 (9-12-1) Coach E.R. Wingard

Chamberlain Hunt (H)	7	2
Chamberlain Hunt (H)	5	2
Jefferson Mil.Acad.(A)	2	3
Jefferson Mil.Acad.(A)	13	2
Jefferson Mil.Acad (A)	3	7
O'Harrigans (H)	4	4
Miss.State (A)	1	2
Miss.State (A)	0	4
Miss.State (A)	4	7
Alabama (A)	3	1
Alabama (A)	1	4
Rockhill College (A)	3	2
W. Maryland College (A)	7	2
Gettysburg (A)	1	5
Bucknell (A)	1	2
Yale (A)	1	7
Connecticut A&M (A)	4	5
Lafayette (A)	0	1
Penn.Univ. (A)	2	7
Bucknell (A)	3	2
Renov (A)	4	3
Penn Normal (A)	10	0

1909 (7-10) Coach E.R. Wingard

Miss.State (H)	7	4
----------------	---	---

Miss.State (H)	7	10
Miss.State (H)	7	3
Miss.State (H)	3	0
Miss.State (H)	1	4
Miss.State (H)	0	1
Jefferson Mil.Acad.(A)	1	5
Jefferson Mil.Acad.(A)	2	1
Jefferson Mil.Acad. (A)	5	6
Mississippi (A)	1	7
Mississippi (A)	(Loss)	
Mississippi (A)	5	3
Miss.College (A)	1	4
Miss.College (A)	0	3
Miss.College (A)	2	3
Nashville U. (H)	9	3
Nashville U. (H)	2	0

1910 (7-9) Coach J.W. Mayhew

Miss.College (H)	5	2
Miss.College (H)	3	7
Miss.College (H)	2	5
Mississippi (A)	2	1
Mississippi (A)	5	8
Mississippi (A)	3	1
Union (A)	1	2
Union (A)	3	0
Centenary (A)	16	4
Centenary (A)	5	0
Centenary (A)	2	13
Louisiana Tech (A)	0	1
Louisiana Tech (A)	0	2
Louisiana Tech (A)	5	2
Texas A&M (H)	0	2
Texas A&M (H)	1	6

1911 (8-7) Coach J.W. Mayhew

Tulane (H)	3	2
Tulane (H)	5	6
Miss.College (H)	3	8
Miss.College (H)	8	2
Miss.College (H)	5	3
Mississippi (H)	5	4
Mississippi (H)	11	6
Mississippi (H)	4	2
Tulane (A)	3	5
Tulane (A)	2	3
Miss.College	0	3
Miss.College	4	0
Miss.State (A)	0	1
Miss.State (A)	2	1
Miss.State (A)	0	5

1912 (8-6) Coach Bob Pender

SW Louisiana (H)	8	4
SW Louisiana (H)	19	2
Miss.College (H)	4	6
Miss.College (H)	11	1
Cleveland (NL) (H)	0	13
Tulane (A)	1	5
Tulane (A)	6	3
Miss.College (A)	5	4
Miss.State (A)	5	6
Miss.State (A)	3	5
Miss.State (A)	0	2
Tulane (H)	5	3
Tulane (H)	9	6
U.S.S. Nebraska (H)	2	1

1913 (7-11) Coach Bob Pender

Jefferson Coll.(H)	7	1
Detroit (A.L.) (H)	0	17
Detroit (A.L.) (H)	5	13
SW Louisiana (H)	4	3
SW Louisiana (H)	8	4
Tulane (H)	4	2
Tulane (H)	12	2
Texas (A)	6	13
Texas (A)	3	10
Southwestern (Tex.) (A)	9	3
Southwestern (Tex.) (A)	1	10
Texas A&M (A)	9	11

Miss.State (H)	2	10
Miss.State (H)	4	7
Miss.State (H)	7	11
Tulane (A)	0	2
Tulane (H)	3	4
Southwestern (Tex.) (H)	8	6

1914 (4-8) Coach Doc Stroud

SW Louisiana (H)	6	5
Mississippi (H)	1	3
Mississippi (H)	(Loss)	
La.College (H)	18	2
Tulane (H)	0	3
Tulane (H)	5	13
Natalbany Reds (S-Pro) (A)	2	7
Rice (A)	3	5
Rice (A)	6	9
SW Louisiana (A)	0	10
St.Charles Coll.(A)	5	1
Tulane (H)	5	4

1915 (10-9-1) Coach Doc Stroud

Detroit (AL) (H)	3	9
Loyola (H)	10	2
Loyola (H)	12	1
Jefferson College (H)	7	6
Jefferson College (H)	3	3
SW Louisiana (H)	7	1
SW Louisiana (H)	4	9
Donaldsonville	8	3
Millsaps (A)	6	5
Tulane (H)	6	5
Tulane (H)	19	1
Mississippi (A)	1	3
Mississippi (A)	3	2
Miss.State (A)	1	2
Miss.State (A)	1	4
Alabama (A)	4	10
Alabama (A)	2	9
Miss.College (A)	6	4
Tulane (A)	1	2
Tulane (A)	0	7

1916 (15-8) Coach Doc Stroud

Jefferson College	1	2
Jefferson College	7	4
Millsaps	18	2
Miss.College	3	2
Miss.College	13	2
NewYork (NL) (H)	1	4
Illinois (H)	1	0
Illinois (H)	4	3
SW Louisiana (A)	1	0
St.Charles College (A)	14	4
Rice (A)	3	0
Rice (A)	1	0
Texas A&M (A)	0	1
Texas A&M (A)	3	6
Baylor (A)	4	1
Baylor (A)	8	11
Alabama	8	9
Alabama	2	3
Tulane	2	0
Tulane	14	8
Tulane	16	1
Tulane	2	6
Bogalusa (Pro)	6	2

1917 (7-4-2) Coach Doc Stroud

Jefferson College (A)	1	2
St.Charles College (H)	6	0
St.Charles College (H)	5	2
Texas A&M (H)	3	3
Texas A&M (A)	3	6
Jefferson College (A)	4	1
Jefferson College (H)	7	3
Illinois (H)	1	0
Illinois (H)	3	1
Miss.State (A)	0	0
Miss.State (A)	2	5
Alabama (A)	2	12

All-Time Results

Alabama (A) 13 2

1918 (8-4) Coach Doc Stroud

Jefferson College (H) 5 0
 Jefferson College (A) 7 0
 Jefferson College (A) 15 8
 U.S.N.R.(N.O.) (H) 1 4
 Miss.State (H) 1 2
 Miss.State (H) 11 5
 Alabama (A) 0 2
 Alabama (A) 5 2
 Miss.State (A) 1 0
 Miss.State (A) 1 0
 Alabama (A) 2 4
 Alabama (A) 1 0

1919 (12-4) Coach Doc Stroud

Jefferson College (H) 2 1
 Jefferson College (H) 9 0
 La.College (H) 9 0
 La.College (H) 8 0
 K.of C. (B.R.) (H) 8 1
 SW Louisiana (H) 10 3
 SW Louisiana (H) 12 0
 Miss.College (H) 17 0
 Miss.College (H) 8 2
 Stanocolas (B.R.) 7 3
 Tulane (A) 1 5
 Miss.College (A) 9 5
 Miss.State (A) 0 5
 Alabam a(A) 1 2
 Alabama (A) 0 9
 Tulane (H) 7 1

1920 (10-8-1) Coach Doc Stroud

U.S. Marine (3rd Div.) (H) 1 8
 Jefferson College (H) 5 2
 Jefferson College (H) 2 5
 Millsaps (A) 9 0
 Mississippi (A) 0 2
 Mississippi (A) 4 5
 Spring Hill (H) 4 1
 Spring Hill (H) 5 0
 Millsaps (H) 5 1
 Millsaps (H) 3 2
 Alabama (H) 1 6
 Alabama (H) 4 5
 Miss.State (A) 4 2
 Meridian (CSL) (A) 11 4
 Alabama (A) 0 4
 Alabama (A) 1 4
 La. Tech (H) 4 3
 La. Tech (H) 4 0
 Stanocolas (BR) (H) 2 2

1921 (9-11-1) Coach Doc Stroud

Jefferson College 10 4
 Jefferson College 10 1
 Spring Hill 15 16
 Indianapolis (Pro) 0 10
 Mississippi 5 4
 Mississippi 3 4
 Miss.State 0 1
 Miss.State 0 6
 Miss.College 4 1
 Miss.College 5 2
 Hattiesburg Normal 2 3
 Alabama 0 4
 Alabama 5 4
 Miss.College 3 3
 Miss.College 4 2
 Miss.College 0 1
 Miss.College 0 2
 Spring Hill 11 0
 Spring Hill 1 3
 Stanocolas (B.R.) 12 1
 Stanocolas (B.R.) (H) 3 8

1922 (7-6) Coach Branch Bocock

Miss.College (H) 1 7

Miss.State (H) 5 9
 Miss.State (H) 5 4
 New Orleans (S.L.) (H) 0 15
 Loyola N.O. (A) 12 5
 Loyola N.O. (A) 1 4
 Mississippi (H) 8 3
 Mississippi (H) 4 1
 Texas (H) 3 5
 Texas (H) 9 8
 Miss.College (A) 4 1
 Miss.College (A) 3 4
 Alabama (A) 8 6

1923 (8-9-2) Coach Branch Bocock

Mississippi (H) 1 2
 Mississippi (H) 3 2
 Miss.College (A) 4 3
 Miss.College (A) 3 8
 Miss.State (A) 2 8
 Miss.State (A) 1 2
 Illinois (H) 3 13
 Illinois (H) 6 6
 Spring Hill (H) 4 1
 Alabama (H) 6 9
 Alabama (H) 4 5
 Tulane (A) 4 2
 Tulane (A) 3 6
 Spring Hill (A) 0 6
 Spring Hill (A) 12 6
 St.Stanislaus (A) 5 2
 St.Stanislaus (A) 13 7
 Tulane (H) 6 5
 Tulane (H) 6 6

1924 (4-9) Coach Moon Ducote

SW Louisiana (A) 11 1
 SW Louisiana (A) 9 4
 Miss.State (H) 5 14
 Spring Hill (H) 5 3
 Spring Hill (H) 3 13
 Illinois (H) 4 8
 Illinois (H) 5 6
 Miss.College (H) 2 3
 Miss.College (H) 4 6
 Tulane (H) 3 7
 Tulane (H) 4 3
 Tulane (A) 4 8
 Tulane (A) 1 2

1925 (5-9-2) Coach Mike Donahue

Stanocolas (H) 5 2
 SW Louisiana (H) 4 9
 Stanocolas (H) 7 2
 Stanocolas (H) 9 9
 Chicago (AL) (H) 7 17
 Iowa (H) 3 4
 Iowa (H) 4 4
 Tulane (A) 5 6
 Tulane (A) 6 7
 Tulane (H) 7 4
 Tulane (H) 14 7
 Miss.State (A) 4 10
 Miss.State (A) 6 17
 La. Tech (A) 3 6
 La. Tech (A) 27 6
 La. Tech (A) 2 7

1926 (10-6-1) Coach Mike Donahue

B.R.YMCA (H) 6 0
 Miss.State (H) 4 12
 Indiana (H) 17 11
 Indiana (H) 3 3
 SW Louisiana (A) 9 2
 Miss.State (A) 3 11
 Miss.State (A) 9 7
 Mississippi (A) 2 5
 Mississippi (A) 2 5
 Tulane (H) 2 0
 Tulane (A) 2 4
 Tulane (A) 4 2

La.Normal (A) 3 2
 La.Normal (A) 6 3
 La. Tech (H) 9 3
 La. Tech (H) 1 4
 La. Tech (H) 1 0

1927 (8-6) Coach Harry Rabenhorst

SW Louisiana (H) 6 0
 SW Louisiana (H) 3 2
 La. Tech (A) 7 2
 Centenary (A) 2 6
 Centenary (A) 3 5
 Loyola N.O. (A) 11 4
 Loyola N.O. (A) 7 9
 Loyola N.O. (H) 5 0
 Loyola N.O. (H) 11 5
 Alabama (H) 1 6
 Alabama (H) 1 2
 Stanacolas (H) 5 6
 Tulane (H) 7 1
 Tulane (H) 4 0

1928 (7-11) Coach Harry Rabenhorst

Stanacolas (H) 2 3
 Stanacolas (H) 6 4
 Iowa (H) 1 13
 Iowa (H) 0 3
 Notre Dame (H) 3 5
 Tulane (A) 4 7
 Alabama (A) 1 0
 Alabama (A) 3 7
 Miss.State (H) 1 0
 Miss.State (H) 0 12
 Loyola N.O. (A) 12 4
 Loyola N.O. (A) 9 8
 Tulane (H) 7 6
 Tulane (H) 3 6
 La.Normal (H) 13 0
 La.Normal (H) 2 10
 Louisiana Tech (H) 13 14
 Louisiana Tech (H) 3 7

1929 (3-6) Coach Harry Rabenhorst

Illinois (H) 4 7
 Illinois (H) 9 6
 Alabama (H) 2 9
 Alabama (H) 0 1
 Mississippi (H) 0 7
 Tulane (A) 8 6
 Tulane (A) 0 3
 Tulane (H) 6 7
 Tulane (H) 5 4

1930 (6-8) Coach Harry Rabenhorst

Miss. S.C. (H) 6 5
 Baton Rouge (CSL) (H) Loss
 Miss.State (A) 4 8
 Miss.State (A) 4 8
 Alabama (A) 3 18
 Alabama (A) 0 5
 Mississippi (A) Loss
 Mississippi (A) Loss
 Spring Hill (H) 5 6
 Spring Hill (H) 5 4
 Tulane (A) 8 4
 Tulane (A) 12 4
 Tulane (H) 12 4
 Tulane (H) 10 1

1931 (3-6-1) Coach Harry Rabenhorst

Minnesota (H) 6 4
 Alabama (H) 1 7
 Alabama (H) 18 18
 Miss.State (H) 7 3
 Miss.State (H) 2 8
 Miss.State (A) 2 1
 Alabama (A) 3 13
 Baton Rouge (CSL) (H) 6 9
 Mississippi (H) 3 5
 Mississippi (H) 5 7

1932 (4-7-1) Coach Harry Rabenhorst

Miss.State (H) 7 6
 Miss.State (H) 6 8
 Alabama (A) 0 7
 Alabama (A) 5 28
 Miss.State (A) 0 12
 Miss.State (A) 10 13
 Alabama (H) 4 9
 Alabama (H) 3 3
 Baton Rouge (CSL) (H) Loss
 Tulane (H) 7 1
 Tulane (H) 6 2
 Tulane (H) 11 10

1933 (3-7) Coach Harry Rabenhorst

Miss.State (H) 0 3
 Miss.State (H) 2 9
 Louisiana Tech (H) 0 12
 Louisiana Tech (H) 11 2
 Miss.State (A) 0 1
 Miss.State (A) 17 5
 Baton Rouge (CSL) (H) 0 12
 Baton Rouge (CSL) (H) 8 4
 Louisiana Tech (A) 8 9
 Louisiana Tech (A) 2 4

1934 (6-8-1) Coach Harry Rabenhorst

Longview (H) 3 4
 Alabama (H) 1 13
 Alabama (H) 1 15
 Miss.State (H) 2 11
 Louisiana Tech (H) 6 0
 Louisiana Tech (H) 3 4
 Baton Rouge (CSL) (H) 2 2
 Miss. S.C. (A) 10 9
 Miss. S.C. (H) 6 25
 Alabama (A) 7 10
 Alabama (A) 8 13
 Mississippi (H) 10 6
 Mississippi (H) 6 5
 Louisiana Tech (A) 5 0
 Louisiana Tech (A) 6 1

1935 (8-7) Coach Harry Rabenhorst

Purdue (H) 4 3
 Purdue (H) 11 1
 Alabama (H) 0 10
 Alabama (H) 3 2
 Opelousas (Pro) (A) 1 3
 Alabama (A) 0 6
 Alabama (A) 2 3
 Miss.State (A) 5 15
 Miss.State (A) 5 6
 Miss.State (H) 5 2
 Miss.State (H) 2 16
 Mississippi (H) 1 0
 Mississippi (H) 5 4
 Louisiana Tech (H) 5 4
 Louisiana Tech (H) 9 6

1936 (15-4) Coach Harry Rabenhorst

Miss.College (H) 11 4
 Miss.College (H) 6 5
 Minnesota (H) 13 6
 Minnesota (H) 12 1
 Alabama (H) 6 3
 Alabama (H) 5 11
 Miss.State (H) 6 0
 Auburn (A) 6 4
 Auburn (A) 16 4
 Lanier H.S. (A) 23 2
 Alabama (A) 8 9
 Alabama (A) 8 10
 Miss.State (A) 3 4
 Miss.State (A) 3 2
 Louisiana Tech (A) 13 1
 Louisiana Tech (A) 6 1
 Monroe All-Stars (A) 8 0
 Mississippi (H) 8 1
 Mississippi (H) 28 7

All-Time Results

1937 (12-14) Coach Harry Rabenhorst

Southeastern La.	1	10
Miss.College (H)	6	0
Miss.College (H)	7	0
Iowa (H)	5	4
Iowa (H)	6	4
Miss.State (H)	1	5
Miss.State (H)	4	10
Northwestern Ill.(H)	1	3
Northwestern Ill.(H)	6	5
Alabama (H)	2	15
Alabama (H)	3	13
Miss.State (A)	4	5
Miss.State (A)	2	13
Alabama (A)	1	9
Alabama (A)	0	15
Louisiana Tech (H)	6	1
Louisiana Tech (H)	5	9
Tulane (H)	17	13
Tulane (H)	10	5
Mississippi (A)	0	16
Mississippi (H)	6	3
Mississippi (H)	5	11
Tulane (A)	11	10
Tulane (A)	7	6
Louisiana Tech (A)	4	6
Louisiana Tech (A)	4	2

1938 (7-8-1) Coach Harry Rabenhorst

Minnesota (H)	5	6
Essos (H)	2	5
Alabama (H)	6	7
Northwestern Ill.(H)	7	6
Northwestern Ill.(H)	6	4
Mississippi (A)	0	0
Alabama (A)	4	5
Alabama (A)	5	12
Miss.State (A)	1	4
Miss.State (A)	8	1
Louisiana Tech (H)	12	7
Louisiana Tech (H)	7	1
Mississippi (H)	3	4
Mississippi (H)	11	5
Tulane (H)	6	8
Tulane (H)	17	7

1939 (22-6) Coach Harry Rabenhorst

SEC Champions

NY Giant Ynnigens (H)	20	2
Minnesota (H)	7	4
Minnesota (H)	6	3
Minnesota (H)	4	0
Minnesota (H)	6	0
Abbeville (A)	2	18
Northwestern Ill.(H)	8	5
Northwestern Ill.(H)	2	6
Mississippi (H)	5	8
Mississippi (H)	8	0
Alabama (H)	9	2
Alabama (H)	4	3
N.Illinois Tech (H)	18	6
Miss.State (H)	8	3
Miss.State (H)	4	1
Alabama (A)	8	7
Alabama (A)	9	10
Miss.State (A)	5	4
Tulane (A)	11	3
Tulane (A)	10	1
Tulane (H)	16	0
Essos (Semi-pro) (A)	4	0
Northwestern Ill.(A)	6	1
Northwestern Ill.(A)	20	12
Minnesota (A)	2	9
Minnesota (A)	2	3
Minnesota (A)	5	0
Luther College (A)	4	3

1940 (16-5) Coach Harry Rabenhorst

New Orleans (Pro) (H)	5	4
Northwestern Ill.(H)	10	1
Northwestern Ill.(H)	4	0

Minnesota (H)	7	4
Minnesota (H)	5	1
Illinois (H)	1	2
Illinois (H)	2	0
Alabama (H)	4	6
Alabama (H)	4	7
Miss.State (H)	7	0
Miss.State (H)	8	2
Alabama (A)	4	7
Miss.State (A)	21	5
Mississippi (A)	6	3
Mississippi (A)	4	1
Mississippi (H)	3	0
Mississippi (H)	4	0
Tulane (H)	17	1
Tulane (H)	10	1
Tulane (A)	4	5
Tulane (A)	9	1

1941 (10-13) Coach Harry Rabenhorst

Minnesota (H)	2	1
Minnesota (H)	2	1
Nashville (Pro) (H)	1	5
Illinois (H)	2	7
Illinois (H)	6	5
Miss.State (H)	0	14
Miss.State (H)	10	2
Northwestern Ill.(H)	10	8
Iowa (H)	3	2
Iowa (H)	2	3
Alabama (H)	7	6
Alabama (H)	10	5
Alabama (A)	2	3
Alabama (A)	5	10
Miss.State (H)	1	4
Miss.State (H)	4	5
Tulane (H)	4	0
Tulane (H)	2	7
Tulane (A)	2	1
Tulane (A)	1	3
Ole Miss (H)	2	3
Ole Miss (H)	3	4
Essos (Pro) (A)	3	4

1942 (9-9) Coach Harry Rabenhorst

Nashville (Pro) (H)	3	4
Essos (Pro) (A)	4	5
Nashville (Pro) (H)	11	3
Pensacola Naval (A)	4	7
Pensacola Naval (A)	9	6
Miss.State (H)	0	1
Miss.State (H)	3	2
Essos (Pro) (A)	3	14
Alabama (H)	3	11
Alabama (H)	3	9
Miss.State (A)	4	1
Miss.State (A)	3	26
Tulane (A)	5	4
Tulane (A)	6	7
Tulane (H)	9	2
Tulane (H)	13	2
Mississippi (A)	12	1
Mississippi (A)	4	1

1943 (13-8) Coach A.L. Swanson

SEC Champions

Camp Livingston (A)	1	4
Camp Livingston (A)	8	10
New Orleans Naval (A)	2	3
Miss.State (H)	6	3
Miss.State (H)	4	0
Mississippi (H)	4	1
Mississippi (H)	6	0
Camp Shelby (A)	15	1
Alabama (A)	2	1
Alabama (A)	1	6
Miss.State (A)	16	5
Miss.State (A)	5	6
Mississippi (A)	6	1
Mississippi (A)	6	4
Selman Field (A)	11	7

Camp Livingston (A)	6	10
Tulane (A)	7	3
Tulane (A)	7	3
Tulane (H)	5	4
Tulane (H)	3	8
New Orleans Naval (H)	3	11

1944 (4-8) Coach A.L. Swanson

Camp Livingston (A)	4	5
Camp Livingston (A)	1	10
Lake Charles Air Base (H)	4	2
Selman Field (A)	1	4
Selman Field (A)	3	10
SW Louisiana (H)	3	6
Hardin Field (H)	0	2
Tulane (A)	5	3
Tulane (A)	3	8
SW Louisiana (A)	9	5
Tulane (H)	3	1
Tulane (H)	0	1

1945 (11-7) Coach A.L. Swanson

Algiers Naval	10	0
Alexandria Air Base	2	1
Keesler Field	8	4
Selman Field	6	2
Tulane	7	5
Tulane	6	10
Tulane	5	1
Alexandria Air Base	2	6
Alabama	5	11
Alabama	16	9
Miss.State	6	0
Miss.State	14	0
Selman Field	2	18
Camp Shelby	5	6
Keesler Field	3	7
BR All Stars	2	0
BR All Stars	3	7

1946 (10-5) Coach Harry Rabenhorst

SEC Champions

Trout-Goodpine	3	2
Miss.State	21	0
Miss.State	19	1
Mississippi	3	4
Mississippi	5	6
Miss.State	9	6
Miss.State	12	1
Alabama	4	3
Alabama	13	2
Alabama	2	5
Alabama	7	2
Pensacola Naval	2	3
Pensacola Naval	0	7
Tulane	7	4
Tulane	4	2

1947 (10-9-1) Coach Harry Rabenhorst

Southeastern La.(H)	16	5
Northwestern Ill.(H)	12	13
Louisiana Tech (H)	9	8
Louisiana Tech (H)	6	3
Iowa (H)	6	6
Iowa (H)	1	6
Miss.State (H)	5	9
Miss.State (H)	5	4
Illinois Wesleyan (H)	11	8
N.Ill.St. Teachers	21	7
Alabama	2	4
Miss.State	13	3
Miss.State	4	7
Alabama	2	4
Alabama	4	3
Keesler Field	8	0
Tulane	15	3
Tulane	2	9
Tulane	3	5
Tulane	2	7

1948 (7-14-1) Coach Harry Rabenhorst

Illinois (H)	0	7
Illinois (H)	3	3
Northwestern Ill.(H)	4	5
Keesler Field (H)	17	8
Houma (A)	14	10
N.Ill.St. Teachers (H)	3	2
Miss.State (H)	3	5
Miss.State (H)	17	16
Alabama (H)	2	5
Alabama (H)	8	7
Miss.State (A)	2	6
Miss.State (A)	8	15
Alabama (A)	0	13
Alabama (A)	3	5
Keesler Field (A)	2	6
Mississippi (A)	6	5
Mississippi (A)	10	17
Tulane (A)	8	11
Tulane (H)	4	5
Tulane (H)	4	6
Tulane (H)	7	6
SW Louisiana (H)	6	10

1949 (6-11) Coach Harry Rabenhorst

Keesler Field (H)	1	5
Illinois Wesleyan (H)	2	8
BR Red Sticks (Pro) (H)	8	7
Miss.State (H)	7	9
Miss.State (H)	7	9
Alabama (A)	4	0
Alabama (A)	4	5
Miss.State (A)	2	7
Miss.State (A)	4	16
Alabama (H)	6	8
Alabama (H)	0	8
Mississippi (H)	8	2
Mississippi (H)	5	3
Tulane (H)	15	3
Tulane (H)	2	1
Tulane (A)	4	5
Tulane (A)	3	4

1950 (5-9-1) Coach Harry Rabenhorst

Keesler Field (H)	10	2
Miss.State (H)	11	2
Alabama (H)	4	5
Alabama (H)	3	5
Purdue (H)	8	4
Purdue (H)	4	1
Alabama (A)	3	5
Alabama (A)	11	15
Miss.State (A)	4	3
Miss.State (A)	2	5
Miss.State (A)	1	7
BR Essos (H)	0	3
BR Essos (A)	5	10
Tulane (A)	6	8
Tulane (A)	2	2

1951 (10-6) Coach Harry Rabenhorst

Illinois (H)	3	2
Illinois (H)	2	1
Illinois Wesleyan (H)	18	6
Alabama (H)	5	8
Alabama (H)	5	1
Auburn (H)	5	2
Auburn (H)	3	0
BR Red Sticks (H)	11	7
Mississippi (A)	2	8
Mississippi (A)	1	4
Miss.State (A)	16	2
Mississippi (H)	6	5
Tulane (A)	6	17
Tulane (A)	3	5
Tulane (H)	1	2
Tulane (H)	7	3

1952 (9-11) Coach Harry Rabenhorst

Southern Illinois (H)	3	7
Crowley Millers (H)	6	5

All-Time Results

Alabama (A)	0	2
Alabama (A)	2	11
Auburn (A)	4	5
Auburn (A)	6	7
Mississippi (H)	6	1
Mississippi (H)	2	9
BR Red Sticks (H)	10	2
Crowley Millers (A)	8	13
Miss.State (H)	4	0
Miss.State (H)	10	9
Miss.State (A)	7	6
Miss.State (A)	7	8
Mississippi (A)	8	5
Mississippi (A)	6	5
Tulane (H)	4	3
Tulane (H)	8	11
Tulane (A)	1	3
Tulane (A)	10	18

1953 (8-10) Coach Harry Rabenhorst

Auburn (H)	5	6
Auburn (H)	11	7
Loyola (A)	17	13
Loyola (H)	3	5
Mississippi (H)	10	9
Mississippi (H)	10	6
Miss.State (H)	0	13
Miss.State (H)	1	2
Alabama (H)	10	1
Alabama (H)	11	2
Mississippi (A)	2	10
Miss.State (A)	7	16
Miss.State (A)	11	4
Tulane (A)	7	8
Tulane (A)	1	3
Ponchatoula Athletics	11	12
Tulane (H)	10	4
Tulane (H)	7	8

1954 (8-11) Coach Harry Rabenhorst

SE Louisiana (H)	6	3
Miss.State (H)	6	7
Miss.State (H)	7	4
Loyola (A)	15	8
Tulane (A)	0	4
Tulane (A)	9	14
Cincinnati (H)	4	10
Miss.State (A)	1	7
Miss.State (A)	1	2
Alabama (A)	8	13
Alabama (A)	9	6
Loyola (H)	6	5
Mississippi (A)	0	10
Vanderbilt (H)	3	5
Vanderbilt (H)	13	3
Mississippi (H)	6	3
Mississippi (H)	7	0
Tulane (H)	1	5
Tulane (H)	1	3

1955 (6-17) Coach Harry Rabenhorst

Shell Oilers (A)	2	5
Florida State (A)	3	5
Florida Southern (A)	4	6
Florida Southern (A)	6	4
Shell Oilers (H)	11	4
Mississippi (H)	2	6
Mississippi (H)	3	16
Miss.State (A)	9	4
Miss.State (A)	2	3
Alabama (A)	2	7
BR Red Sticks (H)	8	12
Loyola (H)	3	10
Alabama (H)	3	10
Alabama (H)	1	3
Mississippi (A)	3	9
Mississippi (A)	2	3
Miss.State (H)	0	12
Miss.State (H)	10	13
Loyola (A)	6	8

Tulane (H)	4	3
Tulane (H)	12	6
Tulane (A)	7	8
Tulane (A)	5	3

1956 (9-11) Coach Harry Rabenhorst

SE La.College (H)	7	13
Shell Oilers (H)	6	5
Alabama (H)	1	0
Alabama (H)	1	2
Alabama (H)	5	8
Mississippi (A)	2	1
Mississippi (A)	2	8
Mississippi (A)	0	11
Centenary (A)	1	2
Tulane (H)	5	4
Tulane (H)	6	8
Vanderbilt (A)	7	10
Vanderbilt (A)	14	2
Vanderbilt (A)	13	4
Mississippi State	3	0
Mississippi State (H)	1	10
Mississippi State (H)	1	10
Mississippi State (H)	5	2
Loyola (H)	10	4
Tulane (A)	1	7
Tulane (A)	8	10

1957 (8-11) Coach Ray Didier

SE Louisiana	11	2
Alabama	3	2
Alabama	0	2
Mississippi	9	1
Mississippi	0	4
Mississippi	5	6
SE Louisiana	3	11
Shell Oilers	1	6
Loyola	4	12
Tulane	5	8
Vanderbilt	7	8
Vanderbilt	3	1
Vanderbilt	0	2
Centenary	7	5
Mississippi State	1	4
Mississippi State	1	4
Mississippi State	2	0
Tulane	4	1
Tulane	1	0

1958 (14-11) Coach Ray Didier

Southwestern La.	2	8
Southern Illinois	5	4
Southern Illinois	4	5
Southern Illinois	13	10
Mississippi State	2	5
Mississippi State	7	3
Alabama	1	6
Alabama	9	3
N.Illinois	3	5
Southwestern (Memphis)	8	7
Southeastern La.	10	11
Tulane	7	4
Tulane	5	4
Mississippi	1	5
Loyola	6	2
Mississippi	2	1
Mississippi	4	5
Alabama	8	11
Alabama	4	6
Southwestern La.	5	2
Tulane	16	14
Tulane	6	0
Loyola	5	6
Mississippi State	3	1
Mississippi State	7	5

1959 (16-17) Coach Ray Didier

Loyola (H)	14	10
Southwestern (H)	7	0
Southwestern (A)	4	8

N.Illinois (H)	3	1
S. Illinois (H)	6	11
Northeast La.(H)	0	2
Northeast La.(H)	15	16
Northeast La.(H)	2	7
Northeast La.(H)	6	1
Mississippi State (H)	10	0
Mississippi State (A)	0	7
Northwestern (H)	8	3
Oklahoma (H)	3	4
Wheaton (H)	21	4
Mississippi (H)	0	7
Mississippi (H)	8	5
Mississippi State (H)	6	8
Mississippi State (H)	6	4
Alabama (H)	4	3
Alabama (H)	3	8
Mississippi State (H)	2	3
Mississippi State (H)	3	4
Loyola (H)	5	4
Alabama (H)	5	1
Alabama (H)	9	3
Mississippi (A)	4	7
Mississippi (A)	5	9
Southwestern (A)	1	2
Tulane (H)	7	9
Tulane (H)	6	1
Southwestern (H)	7	5
Tulane (A)	4	3
Tulane (A)	2	3

1960 (15-14) Coach Ray Didier

Loyola (A)	9	12
Southwestern (H)	9	1
Southeastern (H)	7	5
N.Illinois (H)	11	0
N.Illinois (H)	5	1
Mississippi (H)	5	4
Mississippi (H)	3	5
Alabama (H)	5	2
Mississippi State (A)	5	6
Mississippi State (A)	8	7
Mississippi (A)	0	7
Mississippi (A)	2	13
Loyola (H)	1	5
Southeastern (A)	1	11
Arkansas (H)	5	1
Mississippi State (H)	6	4
Baylor (H)	0	3
Northeast (A)	7	6
Northwestern State (H)	3	2
Mississippi State (A)	1	2
Mississippi State (A)	9	10
Arkansas (H)	5	11
Tulane (H)	10	0
Tulane (A)	10	3
Southwestern (A)	4	3
Tulane (H)	5	0
Tulane (H)	1	2
Alabama (A)	5	6
Alabama (A)	1	7

1961 (20-5) Coach Ray Didier**SEC Champions**

Loyola (A)	4	3
Northeast La.(H)	10	4
Southwestern La.(H)	13	1
Mississippi State (H)	4	2
Mississippi State (H)	4	8
Mississippi (H)	4	3
DePaul (H)	5	4
DePaul (H)	10	0
Mississippi (A)	4	3
Mississippi (A)	1	6
Southeastern (A)	13	1
Tulane (A)	13	3
Tulane (A)	2	3
Southwestern La.(A)	7	6
Mississippi St.(A)	3	2
Mississippi St.(A)	4	2

Alabama (A)	16	3
Alabama (A)	0	5
Loyola (H)	2	4
Alabama (H)	3	1
Tulane (H)	6	3
Tulane (H)	5	3

SEC Playoffs

Auburn (A)	4	3
Auburn (H)	6	5

1962 (15-11-1) Coach Ray Didier

Loyola (A)	2	7
Loyola (A)	1	2
Northwestern U. (H)	5	1
Northern Illinois (H)	10	8
Northern Illinois (H)	3	0
Tulane (H)	4	0
Tulane (H)	3	8
Northeast La.(H)	5	0
Oklahoma (H)	5	4
Mississippi (A)	3	2
Mississippi (A)	3	7
Alabama (A)	1	7
Alabama (A)	4	0
Mississippi (H)	12	5
Mississippi (H)	7	1
Mississippi State (H)	4	3
Mississippi State (H)	3	5
Alabama (H)	4	4
Alabama (H)	2	3
Southeastern La.(H)	2	3
Loyola (H)	4	3
Loyola (H)	2	6
Mississippi State (A)	2	3
Mississippi State (A)	3	4
Southeastern La.(A)	8	6
Tulane (H)	2	0
Tulane (H)	7	3

1963 (16-10) Coach Ray Didier

Southeastern La.(H)	7	5
Mississippi State (H)	2	1
Loyola (A)	6	1
Illinois (H)	2	0
Tulane (A)	2	1
Tulane (A)	2	4
Northern Illinois (H)	5	6
Alabama (H)	3	14
Alabama (H)	6	13
Mississippi (H)	5	6
Mississippi (H)	3	7
Mississippi State (A)	6	3
Mississippi State (A)	4	1
Loyola (H)	1	5
Arkansas (H)	10	5
Arkansas (H)	10	2
Mississippi (A)	4	5
Mississippi (A)	10	3
Alabama (A)	3	2
Alabama (A)	3	10
Loyola (A)	5	8
Mississippi State (H)	8	4
Mississippi State (H)	7	3
Southeastern La.(A)	6	2
Tulane (H)	4	2
Tulane (H)	6	2

1964 (11-11-1) Coach Jim Waldrop

Southeastern La.(H)	7	5
Memphis State (H)	4	2
Loyola (A)	0	4
Memphis State (H)	3	2
Loyola (A)	0	7
Tulane (H)	0	3
Tulane (H)	1	3
Northern Illinois (H)	1	7
Northern Illinois (H)	0	5
Notre Dame (H)	9	2
Notre Dame (H)	8	7
Alabama (H)	5	4

All-Time Results

Alabama (H)	4	5
Mississippi (H)	3	4
Mississippi (H)	1	3
Mississippi State (H)	5	11
Mississippi State (H)	5	2
Loyola (A)	6	5
Alabama (A)	7	3
Southeastern La.(A)	4	3
Mississippi State (A)	2	14
Mississippi State (A)	14	4
Tulane (A)	7	5

1965 (6-13) Coach Jim Waldrop

Loyola (A)	3	4
Northern Illinois (H)	5	4
Tulane (A)	4	6
Tulane (A)	1	7
Loyola (H)	1	6
Mississippi State (A)	2	5
Alabama (A)	0	4
Alabama (A)	2	11
Mississippi (H)	5	6
Mississippi (H)	8	5
MacMurray (H)	4	3
Mississippi State (H)	6	0
Mississippi State (H)	0	5
Alabama (H)	0	8
Alabama (H)	2	6
Tulane (H)	2	1
Tulane (H)	3	2
Mississippi (A)	4	15
Mississippi (A)	5	7

1966 (9-14) Coach Jim Smith

Delta State (H)	4	2
Delta State (H)	4	6
Loyola (A)	5	7
Tulane (H)	2	15
Tulane (H)	2	3
Mississippi (A)	4	6
Mississippi (A)	4	5
Mississippi State (A)	2	9
Mississippi State (A)	0	3
Illinois State (H)	10	3
Mississippi (H)	9	7
Mississippi (H)	2	5
Alabama (H)	2	1
Alabama (H)	0	1
Mississippi State (H)	1	9
Mississippi State (H)	0	1
Florida State (H)	3	2
Florida State (H)	0	1
Loyola (H)	7	0
Alabama (A)	0	5
Alabama (A)	1	6
Tulane (A)	2	0
Tulane (A)	1	0

1967 (17-13) Coach Jim Smith

Kansas State (H)	0	1
Kansas State (H)	0	2
Texas Christian (H)	0	8
Texas Christian (H)	3	1
Southern Methodist (H)	5	1
Southern Methodist (H)	7	4
Northern Illinois (H)	6	4
Northern Illinois (H)	3	2
Loyola (A)	9	0
Loyola (H)	7	0
Mississippi State (A)	1	3
Mississippi State (A)	1	3
Mississippi State (A)	9	8
Alabama (A)	3	2
Alabama (A)	2	3
Alabama (A)	4	7
Mississippi (H)	0	9
Mississippi (H)	6	3
Mississippi State (H)	0	2
Mississippi State (H)	6	3
Mississippi State (H)	5	3

Tulane (A)	0	8
Tulane (H)	9	0
Mississippi (A)	4	8
Mississippi (A)	4	1
Mississippi (A)	1	6
Alabama (H)	7	0
Alabama (H)	2	0
Alabama (H)	6	3

SEC West Division Playoff

Mississippi (A)	2	6
-----------------	---	---

1968 (20-14) Coach Jim Smith

Loyola (H)	2	0
Loyola (A)	0	2
Kansas State (H)	1	0
Kansas State (H)	1	3
Kansas State (H)	6	1
Kansas State (H)	1	6
Tulane (A)	8	2
Tulane (A)	5	1
Alabama (H)	3	1
Alabama (H)	0	1
Alabama (H)	10	1
Northeast La.(H)	5	1
Nicholls State (H)	4	0
USL (H)	8	0
Mississippi (H)	0	2
La. Tech (H)	4	0
Mississippi (A)	2	5
Mississippi (A)	2	5
Mississippi (A)	8	5
Mississippi State (A)	4	3
Mississippi State (A)	4	2
Mississippi State (A)	2	3
Mississippi (H)	0	4
Mississippi (H)	1	0
Mississippi (H)	5	1
Tulane (H)	0	1
Tulane (H)	5	2
Mississippi State (H)	3	6
Mississippi State (H)	3	0
Mississippi State (H)	4	3
Alabama (A)	4	1
Alabama (A)	0	1
Alabama (A)	0	1

SEC West Division Playoff

Alabama (H)	4	6
-------------	---	---

1969 (11-24) Coach Jim Smith

Loyola (H)	2	0
Nicholls State (H)	13	6
Southeastern La.(A)	3	4
Southern Illinois (H)	0	3
Southern Illinois (H)	1	8
Southern Illinois (H)	2	4
Southeastern La.(H)	2	11
Kansas State (H)	2	9
Kansas State (H)	1	3
Kansas State (H)	4	2
Kansas State (H)	3	2
Loyola (A)	4	0
Southeastern La.(H)	1	4
Nicholls State (H)	3	7
Northeast La.(H)	1	3
Northern Illinois (H)	1	0
Alabama (A)	1	10
Alabama (A)	0	1
Alabama (A)	6	7
Mississippi (H)	3	7
Mississippi (H)	1	4
Mississippi State (A)	2	4
Mississippi State (A)	6	4
Mississippi State (A)	2	3
Mississippi (A)	0	2
Mississippi (A)	3	2
Mississippi (A)	4	6
Tulane (H)	4	3
Mississippi State (H)	0	3
Mississippi State (H)	5	3

Mississippi State (H)	4	10
Tulane (A)	2	10
Alabama (H)	0	5
Alabama (H)	1	2
Alabama (H)	12	3

1970 (16-19) Coach Jim Smith

Nicholls State (H)	2	4
Louisiana Tech (H)	2	3
Memphis State (H)	5	4
Memphis State (H)	2	1
Memphis State (H)	7	13
Nicholls State (A)	3	4
Northeast La.(H)	1	0
Southern (H)	2	0
Nicholls State (H)	3	2
Mississippi (H)	2	8
Northern Illinois (H)	4	12
Southwestern La.(H)	2	9
SLC (H)	7	5
Alabama (H)	4	1
Alabama (H)	3	4
Alabama (H)	1	0
SLC (H)	16	3
Loyola (H)	6	3
Mississippi (A)	2	3
Mississippi (A)	1	10
Mississippi (A)	0	1
Southern Mississippi (A)	5	2
Mississippi State (A)	3	5
Mississippi State (A)	1	3
Mississippi State (A)	3	5
Loyola (A)	8	5
Mississippi (H)	4	0
Mississippi (H)	9	0
Mississippi (H)	3	9
Tulane (A)	3	4
Mississippi State (H)	0	5
Southern Mississippi (H)	6	2
Alabama (A)	6	0
Alabama (A)	5	6
Alabama (A)	0	4

1971 (20-16) Coach Jim Smith

Rice (A)	1	2
Rice (A)	3	0
Rice (A)	9	10
Louisiana Tech (H)	0	2
SLU (H)	11	10
Nicholls State (H)	1	2
Southern Mississippi (H)	0	8
Florida (H)	2	1
Florida (H)	0	5
Florida (H)	6	3
Nicholls State (H)	0	3
South Alabama (H)	7	4
Loyola (A)	2	1
Mississippi State (A)	2	0
Mississippi State (A)	3	1
Mississippi State (A)	9	1
Tulane (A)	3	1
Mississippi State (H)	1	2
Mississippi State (H)	4	7
Mississippi State (H)	2	11
Loyola (H)	7	9
Mississippi (H)	1	6
Mississippi (H)	3	2
Mississippi (H)	2	6
SLU (A)	7	6
Mississippi (A)	10	3
Mississippi (A)	9	4
Mississippi (A)	2	7
Tulane (H)	8	0
Alabama (A)	3	2
Alabama (A)	11	1
Mississippi (A)	7	2
Southern Mississippi (A)	0	5
Alabama (H)	5	6
Alabama (H)	2	5
Alabama (H)	5	4

1972 (21-21) Coach Jim Smith

Rice (H)	3	0
Rice (H)	1	0
Rice (H)	4	2
Loyola (H)	4	0
Kansas State (H)	2	1
Kansas State (H)	7	2
Kansas State (H)	3	4
Kansas State (H)	5	4
Kansas State (H)	5	3
Oklahoma (H)	9	1
Oklahoma (H)	1	9
Tulane (H)	6	2
Oklahoma (H)	1	0
Oklahoma (H)	1	3
South Alabama (A)	0	5
South Alabama (A)	2	3
South Alabama (A)	3	4
USCGA (A)	11	2
Mississippi (A)	1	2
Mississippi (A)	2	5
Mississippi (A)	2	3
Mississippi State (H)	4	2
Mississippi State (H)	0	1
Mississippi State (H)	3	4
South Alabama (H)	4	6
South Alabama (H)	6	4
South Alabama (H)	6	9
Alabama (H)	7	3
Alabama (H)	5	4
Alabama (H)	6	10
Southern Mississippi (H)	5	3
Mississippi State (A)	1	4
Mississippi State (A)	4	3
Mississippi State (A)	1	2
Loyola (A)	3	4
Alabama (A)	6	2
Alabama (A)	8	12
Alabama (A)	4	8
Tulane (A)	3	5
Mississippi (H)	4	3
Mississippi (H)	4	7
Mississippi (H)	7	3

1973 (18-13) Coach Jim Smith

Southern Mississippi (A)	2	0
Southern Mississippi (A)	2	1
South Alabama (A)	1	10
South Alabama (A)	0	10
Memphis State (H)	1	7
Memphis State (H)	5	1
Memphis State (H)	2	1
Tulane (A)	4	3
Coast Guard (H)	16	2
Coast Guard (H)	9	1
Tulane (H)	5	4
Tennessee (H)	3	0
Tennessee (H)	10	7
Tennessee (H)	7	8
Oklahoma State (H)	1	4
Oklahoma State (H)	2	5
Mississippi State (A)	0	1
Mississippi State (A)	5	6
Alabama (A)	3	6
Alabama (A)	2	1
Mississippi State (H)	6	0
Mississippi State (H)	3	2
Mississippi State (H)	3	0
Alabama (H)	0	3
Alabama (H)	3	2
Alabama (H)	3	5
South Alabama (H)	7	5
South Alabama (H)	4	3
Mississippi (A)	8	12
Mississippi (A)	12	15
Mississippi (A)	8	3

1974 (18-17) Coach Jim Smith

Vanderbilt (H)	10	5
Vanderbilt (H)	8	7
Vanderbilt (H)	3	7

All-Time Results

Vanderbilt (H)	3	5
South Alabama (A)	0	1
South Alabama (A)	0	2
Tulane (A)	2	1
Illinois State (H)	2	5
Illinois State (H)	3	1
Drake (H)	2	3
Drake (H)	4	1
Drake (H)	6	5
Drake (H)	3	2
Drake (H)	2	1
Mississippi (A)	5	0
Mississippi (A)	0	1
Mississippi (A)	4	9
Mississippi State (H)	1	3
Mississippi State (H)	6	2
Mississippi State (H)	3	1
Alabama (H)	6	7
Alabama (H)	3	2
Alabama (H)	6	4
Illinois Wesleyan (H)	4	2
Illinois Wesleyan (H)	1	4
Mississippi State (A)	0	1
Mississippi State (A)	2	3
Alabama (A)	2	3
Alabama (A)	1	10
Tulane (H)	6	3
Mississippi (H)	4	1
Mississippi (H)	4	0
Mississippi (H)	0	8
Southern Mississippi (H)	8	7

1975 (40-16) Coach Jim Smith**SEC Champions****NCAA South Regional**

Houston (H)	2	12
Houston (H)	5	1
Houston (H)	3	10
Houston (H)	4	10
Vanderbilt (H)	6	4
Vanderbilt (H)	2	7
Vanderbilt (H)	10	0
Vanderbilt (H)	17	1
Memphis State (H)	4	2
Memphis State (H)	2	1
Memphis State (H)	4	3
Illinois State (H)	2	4
Illinois State (H)	5	1
Kentucky (H)	1	0
Kentucky (H)	6	1
Michigan State (A)	9	6
Miami, Fla. (A)	3	1
Michigan State (A)	4	18
Miami, Fla. (A)	2	9
Miami, Fla. (A)	0	13
Colgate (H)	5	1
Colgate (H)	5	0
Colgate (H)	4	2
Colgate (H)	10	2
Mississippi (H)	5	1
Mississippi (H)	3	2
Mississippi (H)	8	1
Mississippi (H)	2	1
Wisconsin (H)	8	7
Wisconsin (H)	3	9
Wisconsin (H)	1	4
Mississippi State (A)	11	0
Mississippi State (A)	11	0
Mississippi State (A)	5	4
Mississippi State (A)	3	0
Tulane (H)	2	1
Alabama (H)	4	5
Alabama (A)	6	5
Alabama (A)	0	10
Alabama (A)	4	2
Tulane (A)	0	2
Mississippi State (H)	4	3
Mississippi State (H)	3	2
Mississippi State (H)	5	1
Mississippi State (H)	8	0

Alabama (H)	6	5
Alabama (H)	9	2
Alabama (H)	9	2
Alabama (H)	5	2
Mississippi (A)	6	7
Mississippi (A)	2	1

SEC Playoffs

Georgia (H)	6	5
Georgia (A)	8	3

NCAASouth Regional - Starkville, Miss.

Murray State	7	2
Florida State	2	4
Miami, Fla.	1	8

1976 (19-23) Coach Jim Smith

Houston (A)	5	6
Houston (A)	9	4
Houston (A)	3	6
Houston (A)	1	11
South Alabama (A)	6	17
South Alabama (A)	6	3
Nicholls State (H)	6	7
Nicholls State (A)	3	2
Alabama (H)	4	0
Mississippi (H)	2	5
Alabama (H)	11	2
Northwestern St. (H)	10	1
Princeton (H)	1	4
Princeton (H)	4	2
Princeton (H)	6	2
Ohio State (H)	8	6
Ohio State (H)	3	4
Mississippi (H)	5	3
Mississippi (H)	1	0
Mississippi (H)	2	4
Mississippi State (A)	1	2
Mississippi State (A)	5	6
Mississippi State (A)	9	10
New Orleans (H)	3	10
Auburn (H)	4	3
Auburn (H)	2	5
Auburn (H)	3	2
New Orleans (A)	2	9
Tulane (H)	1	2
Alabama (A)	3	2
Alabama (A)	0	1
Alabama (A)	5	8
Tulane (A)	1	5
Mississippi State (H)	4	1
Mississippi State (H)	0	2
Mississippi State (H)	4	2
Mississippi (A)	0	2
Mississippi (A)	1	6
Mississippi (A)	5	4
Auburn (A)	2	0
Auburn (A)	1	5

1977 (17-27) Coach Jim Smith

Texas A&M (H)	0	15
Texas A&M (H)	1	2
Texas A&M (H)	9	2
Texas A&M (H)	4	2
New Orleans (A)	5	6
Houston (H)	1	3
Nicholls State (H)	9	13
Nicholls State (H)	3	1
Miami, Fla. (H)	4	1
Miami, Fla. (H)	6	4
Alabama (A)	17	10
Alabama (A)	3	12
Illinois (H)	13	2
Illinois (H)	3	2
Illinois (H)	12	4
Mississippi (H)	7	5
Mississippi (H)	2	4
Mississippi (H)	1	4
Auburn (A)	0	2
Auburn (A)	2	10
Auburn (A)	2	4

New Orleans (H)	4	6
Wisconsin (H)	3	10
Wisconsin (H)	4	1
Tulane (A)	5	13
Illinois State (H)	2	0
Illinois State (H)	2	3
Wisconsin (H)	6	3
Wisconsin (H)	4	3
Mississippi State (A)	11	8
Mississippi State (A)	1	7
Mississippi State (A)	1	7
Tulane (H)	5	2
Alabama (H)	2	3
Alabama (H)	4	7
Alabama (H)	4	10
Mississippi (A)	1	5
Mississippi (A)	4	5
Mississippi (A)	4	10
Northwestern St. (H)	2	1
Auburn (H)	1	0
Auburn (H)	0	3
South Alabama (H)	5	4
South Alabama (H)	3	19

1978 (12-34) Coach Jim Smith

Texas A&M (H)	3	4
Texas A&M (H)	4	5
Texas A&M (H)	2	6
Houston (A)	0	4
Houston (A)	7	3
Houston (A)	0	1
Houston (A)	1	5
South Alabama (H)	2	4
South Alabama (H)	1	4
Miss. State (H)	1	2
Miss. State (H)	5	2
Miss. State (H)	1	4
Alabama (H)	3	2
Alabama (H)	0	3
Alabama (H)	2	16
New Orleans (A)	0	7
Mississippi (A)	2	3
Mississippi (A)	1	2
Mississippi (A)	7	27
Illinois St. (H)	7	9
Illinois St. (H)	0	4
Navy (H)	4	3
Navy (H)	4	7
Auburn (H)	1	0
Auburn (H)	0	3
Auburn (H)	1	0
Tulane (A)	9	6
Nicholls State (A)	5	6
Nicholls State (A)	4	15
Tulane (H)	4	12
Miss. State (A)	4	12
Miss. State (A)	6	7
Miss. State (A)	13	26
New Orleans (H)	4	3
Alabama (A)	4	5
Alabama (A)	1	8
Alabama (A)	1	2
Nicholls State (H)	4	5
Mississippi (H)	3	2
Mississippi (H)	6	5
Mississippi (H)	4	5
Northwestern State (H)	3	0
Northwestern State (H)	2	1
Auburn (A)	5	8
Auburn (A)	4	5
Auburn (A)	1	14

1979 (34-20) Coach Jack Lamabe

Southwestern La. (A)	4	2
Southwestern La. (A)	4	0
Southwestern La. (A)	5	0
Southwestern La. (A)	8	4
Nicholls St. (H)	9	3
Nicholls St. (H)	2	0
Miss. State (H)	1	3
Miss. State (H)	2	1

Navy (H)	13	5
Southeastern La. (A)	8	15
Southeastern La. (A)	1	4
Mississippi (A)	11	2
Mississippi (A)	1	0
Navy (H)	4	3
Illinois St. (H)	12	5
Southern Miss. (H)	1	0
Southern Miss. (H)	21	1
Alabama (H)	0	1
Alabama (H)	8	4
Alabama (H)	11	2
Wisconsin (H)	5	4
Wisconsin (H)	8	0
Wisconsin (H)	7	4
Louisville (H)	16	13
Auburn (H)	7	4
Auburn (H)	7	1
Auburn (H)	3	2
Northwestern La. (H)	3	0
Northwestern La. (H)	5	4
Tulane (H)	10	7
Tulane (A)	1	2
Southern Miss. (A)	1	6
Southern Miss. (A)	14	10
New Orleans (H)	3	4
New Orleans (H)	3	5
Tulane (H)	3	4
Miss. State (A)	0	5
Miss. State (A)	2	5
South Alabama (A)	3	10
South Alabama (A)	5	12
Mississippi (H)	2	6
Mississippi (H)	3	1
Mississippi (H)	8	3
New Orleans (A)	4	0
New Orleans (A)	4	2
Alabama (A)	4	2
Alabama (A)	7	1
Nicholls State (A)	5	6
Auburn (A)	4	8
Auburn (A)	4	9
Auburn (A)	6	2

SEC Tournament - Starkville, Miss.

Florida	5	2
Miss. State	5	12
Florida	1	5

1980 (23-19) Coach Jack Lamabe

Nicholls State (H)	2	6
Nicholls State (H)	5	4
Southern Miss. (H)	7	11
Southern Miss. (H)	4	3
Ole Miss (H)	1	3
Ole Miss (H)	1	5
Ole Miss (H)	8	2
Illinois State (H)	6	0
Illinois State (H)	9	4
Illinois State (H)	13	2
Navy (H)	3	5
Navy (H)	9	6
Canisius (H)	7	0
Canisius (H)	10	2
Army (H)	11	8
Middle Tennessee (H)	5	8
Auburn (H)	8	2
Auburn (H)	10	5
Alabama (A)	1	9
Alabama (A)	3	8
Alabama (A)	2	0
Tulane (H)	4	3
Miss. State (A)	5	2
Miss. State (A)	2	0
Miss. State (A)	7	9
New Orleans (H)	3	4
New Orleans (H)	0	4
Northwestern La. (H)	5	3
Northwestern La. (H)	5	0
Southern Miss. (A)	5	2
Northwestern La. (H)	5	0

All-Time Results

Southern Miss.(A)	5	2
Southern Miss.(A)	4	5
Auburn (A)	2	7
Auburn (A)	2	3
Auburn (A)	0	5
Tulane (A)	8	7
Tulane (A)	1	4
Nicholls State (A)	7	4
New Orleans (A)	1	5
New Orleans (A)	1	3
Alabama (H)	2	1
Alabama (H)	4	3
Alabama (H)	2	4

1981 (23-30) Coach Jack Lamabe

Southern Miss.(A)	4	5
Southern Miss.(A)	7	8
Nicholls State (H)	7	3
Nicholls State (H)	3	0
Miss.State (A)	1	15
Miss.State (A)	2	5
Tulane (A)	4	8
Tulane (H)	4	3
Nicholls State (A)	7	8
Navy (H)	3	2
Navy (H)	5	7
Navy (H)	10	9
South Alabama (H)	7	6
South Alabama (H)	15	18
Wisconsin (H)	16	4
Bellarmine (H)	8	6
Illinois-Chicago (H)	20	3
Illinois-Chicago (H)	6	1
Auburn (H)	3	4
Auburn (H)	2	1
South Alabama (H)	4	6
South Alabama (A)	3	6
Illinois-Chicago (H)	8	2
Mississippi (A)	2	1
Mississippi (A)	2	4
Tulane (H)	17	16
Cornell (H)	12	9
Alabama (A)	5	1
Alabama (A)	1	6
Alabama (A)	0	8
New Orleans (H)	6	14
New Orleans (H)	10	11
Tulane (A)	22	9
Jacksonville (A)	9	6
Florida (A)	3	6
Jacksonville (A)	1	6
Jacksonville (A)	8	9
Miss.State (H)	1	11
Miss.State (H)	2	7
Miss.State (H)	4	12
New Orleans (A)	1	6
Southern Miss.(H)	2	5
Southern Miss.(H)	9	5
Auburn (A)	3	4
Auburn (A)	3	2
Auburn (A)	4	12
New Orleans (H)	10	13
Mississippi (H)	3	17
Mississippi (H)	11	8
Mississippi (H)	6	2
Alabama (H)	6	4
Alabama (H)	0	4
Alabama (H)	10	18

1982 (26-25) Coach Jack Lamabe

Southern Miss.(A)	8	9
Southern Miss.(A)	10	5
Nicholls State (H)	2	4
Nicholls State (H)	12	1
Tulane (H)	13	3
Auburn (H)	4	2
Auburn (H)	11	0
St.Louis (H)	11	1
Navy (H)	5	1
Navy (H)	7	3
Miss.State (A)	3	16

Miss.State (H)	3	0
Miss.State (H)	6	2
Southern Ill.(H)	13	9
Alabama-Birm.(H)	8	14
Louisiana College (H)	5	7
Alabama (H)	4	3
Alabama (H)	1	3
Alabama (H)	10	1
Illinois-Chicago (H)	7	3
Illinois-Chicago (H)	8	2
Illinois-Chicago (H)	2	0
New Orleans (H)	1	8
Nicholls State (A)	7	13
Mississippi (A)	2	9
Mississippi (A)	2	6
Mississippi (A)	3	4
Tulane (A)	3	8
South Alabama (A)	5	6
South Alabama (A)	5	19
Auburn (A)	6	12
Auburn (A)	12	13
Auburn (A)	1	9
South Alabama (H)	9	4
South Alabama (H)	3	1
Miss.State (H)	1	2
Miss.State (H)	2	0
Miss.State (H)	4	6
Southern Miss.(H)	4	3
Alabama (A)	3	0
Alabama (A)	2	7
West Florida (A)	6	2
West Florida (A)	9	3
New Orleans (A)	5	6
New Orleans (A)	2	4
Tulane (H)	6	1
Tulane (A)	3	11
New Orleans (H)	10	4
Mississippi (H)	4	3
Mississippi (H)	0	3
Mississippi (H)	0	8

1983 (28-21) Coach Jack Lamabe

McNeese State (H)	4	3
Nicholls State (H)	6	7
Nicholls State (H)	6	2
Northwestern State (H)	2	1
Northwestern State (H)	1	2
Mississippi (A)	3	2
Mississippi (A)	4	3
Navy (A)	8	4
Tulane (A)	10	11
Miss.State (H)	4	10
Miss.State (H)	7	2
Miss.State (H)	6	13
Nicholls State (A)	3	7
Louisiana Tech (H)	2	5
Southeastern La.(H)	7	2
Alabama (A)	1	4
Alabama (A)	0	17
Louisiana College (H)	6	2
Cleveland State (H)	7	1
Auburn (A)	3	6
Auburn (A)	4	5
Florida State (A)	15	5
Florida State (A)	4	10
Southern Miss.(H)	8	7
Southern Miss.(H)	9	4
Tulane (A)	4	1
Mississippi (H)	1	5
Mississippi (H)	10	2
Mississippi (H)	11	5
Southeastern La.(H)	7	6
New Orleans (A)	5	3
Mississippi State (A)	5	2
Mississippi (A)	1	10
Mississippi (A)	8	16
Southern Miss.(A)	19	8
Southern Miss.(A)	13	1
Southeastern La.(A)	4	3
Alabama (H)	8	7
Alabama (H)	3	10

Alabama (H)	5	10
Tulane (H)	9	8
Tulane (H)	3	7
Northeast La.(H)	3	1
Northeast La (H)	7	4
Auburn (H)	3	0
Auburn (H)	1	7
Auburn (H)	9	3
Florida State (H)	2	8
Florida State (H)	3	6

1984 (32-23) Coach Skip Bertman

Southern Miss.(A)	7	1
Southern Miss (A)	8	7
McNeese State (H)	8	6
Southwestern La.(H)	9	10
Southern Miss.(H)	15	2
Southern Miss.(H)	6	1
Nicholls State (H)	5	4
Southeastern La.(H)	10	4
Auburn (H)	0	4
Auburn (H)	9	5
Auburn (H)	8	6
Northwestern State (H)	6	1
Northwestern State (H)	7	2
Alabama (A)	1	10
Alabama (A)	2	3
Alabama (A)	3	11
Southern (H)	4	3
Lamar (H)	6	7
SW Missouri (H)	10	7
Tulane (A)	5	6
New Orleans (H)	7	4
Louisiana College (H)	15	4
McNeese State (A)	4	8
Miss.State (H)	2	4
Miss.State (H)	11	6
Miss.State (H)	4	10
Louisiana Tech (A)	1	2
Northeast La.(A)	6	5
Mississippi (A)	1	0
Mississippi (A)	7	1
Mississippi (A)	5	6
New Orleans (A)	5	6
New Orleans (H)	4	7
Auburn (A)	11	4
Auburn (A)	5	8
Auburn (A)	6	4
Nicholls State (A)	6	4
Tulane (H)	1	2
Alabama (H)	3	5
Alabama (H)	3	0
Alabama (H)	6	3
McNeese State (H)	2	0
McNeese State (H)	3	2
Miami (A)	0	14
Miami (A)	5	6
Miami (A)	10	9
Centenary (H)	7	1
New Orleans (A)	1	11
Miss.State (A)	1	5
Miss.State (A)	6	8
Miss.State (A)	0	3
Southern (H)	13	9
Mississippi (H)	4	2
Mississippi (H)	7	2
Mississippi (H)	9	7

1985 (41-18) Coach Skip Bertman

SEC Western Division Champions

NCAA Central Regional

Central Fla.(A)	7	0
Central Fla.(A)	4	5
Central Fla.(A)	9	8
Mississippi (H)	6	2
Mississippi (H)	14	2
Mississippi (H)	13	6
Southwestern La.(H)	9	4
Southeastern La.(H)	12	4
Alabama (A)	9	7
Alabama (A)	1	5

Alabama (A)	3	8
Northwestern State (H)	13	9
New Orleans (H)	6	2
Miss.State (H)	0	7
Miss.State (H)	9	6
Miss.State (H)	7	4
Tulane (H)	10	4
New Orleans (H)	6	3
Tulane (A)	7	8
Northeast La.(H)	10	2
Southern (H)	13	8
McNeese State (H)	11	10
Jackson State (H)	19	12
Auburn (H)	4	2
Auburn (H)	7	0
Auburn (H)	6	4
McNeese State (A)	2	3
Lamar (A)	2	4
Southwestern La.(A)	5	6
Mississippi (A)	10	8
Mississippi (A)	6	0
Mississippi (A)	7	2
Louisiana College (H)	12	6
New Orleans (A)	2	4
McNeese State (H)	8	5
Alabama (H)	2	1
Alabama (H)	3	1
Alabama (H)	15	6
Northwestern State (A)	12	3
Centenary (A)	9	6
Miss.State (A)	1	6
Miss.State (A)	5	6
Miss.State (A)	4	7
Southeastern La.(A)	7	8
McNeese State (H)	6	7
N. Texas St.(H)	2	1
N. Texas St.(H)	6	5
N. Texas St.(H)	8	1
Southern (H)	7	4
Nicholls State (H)	12	2
Nicholls State (H)	10	13
Louisiana Tech (H)	5	1
Auburn (A)	5	0
Auburn (A)	4	5
Auburn (A)	4	3

SEC Tournament - Baton Rouge, La.

Georgia	6	8
Florida	2	5

NCAACentral Regional - Austin, Texas

Houston	4	11
Lamar	3	4

1986 (55-14) Coach Skip Bertman

SEC Champions

SEC Tournament Champions

NCAA South I Regional Champions

College World Series - 5th Place

Louisiana College (H)	8	0
New Orleans (H)	3	2
Arkansas (H)	8	7
Arkansas (H)	6	8
Southwestern La.(H)	4	0
Southwestern La.(N)	17	4
Florida (A)	9	1
Florida (A)	18	4
Florida (A)	12	5
Northeast La.(H)	14	6
Tulane (H)	12	1
Kentucky (H)	8	7
Kentucky (H)	5	1
Kentucky (H)	12	10
Southeastern La.(H)	15	3
Kansas State (H)	8	4
Missouri (H)	5	1
Southern (H)	7	5
New Orleans (H)	9	8
Southwestern La.(A)	5	4
Alabama (A)	6	5
Alabama (A)	8	6

All-Time Results

Alabama (A)	4	5
Northeast La.(A)	13	5
Centenary (A)	9	5
Stephen F. Austin (A)	10	7
Tennessee (H)	3	2
Tennessee (H)	3	2
Tennessee (H)	12	5
Nicholls State (A)	3	2
Nicholls State (A)	1	2
Northwestern State (H)	24	0
Mississippi (H)	9	6
Mississippi (H)	3	6
Mississippi (H)	10	1
Louisiana Tech (H)	4	3
Nicholls State (H)	14	4
Miss.State (A)	4	0
Miss.State (A)	4	0
Miss.State (A)	5	6
Southwestern La.(H)	5	4
New Orleans (A)	2	8
Georgia (H)	3	1
Georgia (H)	8	11
Georgia (H)	11	8
Southern (H)	18	5
Tulane (A)	6	5
Vanderbilt (A)	14	4
Vanderbilt (A)	7	5
Vanderbilt (A)	4	6
New Orleans (A)	1	7
Centenary (H)	12	3
Auburn (H)	7	1
Auburn (H)	12	3
Auburn (H)	4	3

SEC Tournament - Baton Rouge, La.

Georgia	10	6
Alabama	10	7
Georgia	8	4

Alabama (H)	1	5
Alabama (H)	4	2
Alabama (H)	2	8
Florida State (A)	4	6

NCAA South I Regional - Baton Rouge, La.

Jackson State	14	11
Oklahoma	8	5
Louisiana Tech	7	4
Tulane	7	6

College World Series - Omaha, Neb.

Loyola-Marymount	3	4
Maine	8	4
Miami, Fla.	3	4

1987 (49-19) Coach Skip Bertman**NCAA South II Regional Champions****College World Series - 4th Place**

Louisiana College (H)	11	0
Louisiana College (H)	13	0
Miami (Fla.)*	2	7
Florida*	5	2
Florida State*	1	2
Wichita State (H)	14	6
Wichita State (H)	12	2
Wichita State (H)	9	3
Southern (H)	15	4
Southwestern La.(H)	7	4
Florida (H)	9	1
Florida (H)	3	5
Kentucky (A)	2	7
Kentucky (A)	8	4
Kentucky (A)	5	0
Texas-Arlington (H)	17	2
Texas-Arlington (H)	4	3
Missouri (H)	8	5
Oral Roberts (H)	20	5
Oral Roberts (H)	14	4
McNeese State (H)	17	7
Nicholls State (H)	10	7
New Orleans (H)	8	7

Southeastern La.(H)	11	3
Alabama (H)	0	1
Alabama (H)	4	3
Northeast La.(H)	15	0
Centenary (H)	11	3
Southern (H)	15	4
Tulane (A)	5	4
Ole Miss (A)	0	4
Ole Miss (A)	5	6
Ole Miss (A)	6	3
Centenary (A)	10	13
Northeast La.(A)	9	3
Louisiana Tech (A)	4	5
Miss.State (H)	4	5
Miss.State (H)	6	4
Miss.State (H)	6	5
Nicholls State (H)	9	5
Tulane (H)	7	9
Northwestern State (H)	11	0
Northwestern State (H)	8	7
Georgia (A)	1	7
Georgia (A)	12	3
Georgia (A)	10	12
Southeastern La.(H)	14	4
New Orleans (A)	1	3
Nicholls State (A)	10	2
Vanderbilt (H)	1	0
Vanderbilt (H)	2	4
Vanderbilt (H)	11	8
Auburn (A)	4	0
Auburn (A)	6	1
Auburn (A)	1	6

SEC Tournament - Athens, Ga.

Auburn	8	9
Georgia	4	2
Kentucky	4	1
Auburn	4	2
Miss.State	3	13

NCAA South II Regional - New Orleans, La.

Tulane	5	3
New Orleans	14	1
New Orleans	3	0
Cal State Fullerton	7	3

College World Series - Omaha, Neb.

Florida State	6	2
Oklahoma State	7	8
Arkansas	5	2
Stanford	5	6

*** Busch Challenge I (New Orleans, La.)****1988 (39-21) Coach Skip Bertman**

Southern (H)	21	1
Florida State (at Orlando)	9	4
Louisiana College (H)	9	2
McNeese State (H)	2	1
Mercer (H)	15	6
Mercer (H)	8	4
Mercer (H)	6	1
Centenary (H)	7	3
Rice (H)	13	3
Tennessee (H)	2	1
Tennessee (H)	4	2
Tennessee (H)	6	5
Florida (A)	3	4
Florida (A)	4	0
Florida (A)	4	5
Southeastern La.(A)	8	9
Kentucky (H)	3	1
Kentucky (H)	2	1
Kentucky (H)	1	3
Nicholls State (A)	7	11
New Orleans (H)	4	1
Cal State-Fullerton *	2	7
Southern California*	11	7
UCLA*	7	1
Wichita State (A)	3	5
Wichita State (A)	3	5

Wichita State (A)	0	13
Alabama (A)	3	1
Alabama (A)	6	1
Alabama (A)	7	3
Northeast La.(H)	8	7
Tulane (A)	7	5
Ole Miss (H)	5	4
Ole Miss (H)	11	2
Ole Miss (H)	15	13
Tulane (H)	11	1
Southeastern La.(H)	14	11
Miss.State (A)	3	4
Miss.State (A)	4	2
Miss.State (A)	0	1
Nicholls State (H)	9	2
New Orleans (A)	6	2
Stephen F. Austin (H)	14	7
Georgia (H)	12	6
Georgia (H)	2	4
Georgia (H)	9	8
Northwestern La.(H)	11	2
Northwestern La.(H)	4	5
McNeese State (A)	5	6
Vanderbilt (A)	4	5
Vanderbilt (A)	2	3
Vanderbilt (A)	5	1
Auburn (H)	1	2
Auburn (H)	1	8
Auburn (H)	8	10

SEC Tournament - Starkville, Miss.

Kentucky	7	9
Georgia	7	3
Florida	2	7

Southern (H)	13	4
Southern (H)	10	7

Busch Challenge II (New Orleans, La.)*1989 (55-17) Coach Skip Bertman****NCAA Central Regional Champions****College World Series - 3rd Place**

Texas Christian (H)	8	2
Texas Christian (H)	10	5
Southern Mississippi (H)	10	1
Mercer (H)	7	4
Mercer (H)	8	7
Mercer (H)	12	7
Louisiana College (H)	10	3
Oklahoma State *	6	0
Oral Roberts *	10	7
Oklahoma *	7	9
Southern (H)	19	6
Southern (A)	5	0
Tennessee (A)	7	0
Tennessee (A)	1	5
Tennessee (A)	9	3
New Orleans (H)	7	1
Florida (H)	10	0
Florida (H)	8	7
Florida (H)	2	1
George Washington (H)	8	3
St. John's (H)	11	8
St. John's (H)	12	5
Kentucky (A)	11	7
Kentucky (A)	15	0
Kentucky (A)	9	12
Northwestern State (H)	6	5
Stephen F. Austin (H)	8	3
Stephen F. Austin (H)	14	1
Tulane (A)	4	3
Southwestern La.(A)	4	1
Tulane (H)	4	3
Alabama (H)	13	6
Alabama (H)	14	6
Alabama (H)	12	1
Southern (H)	9	4
Ole Miss (A)	11	5
Ole Miss (A)	4	1
Ole Miss (A)	1	2

Southeastern La.(H)	3	1
Nicholls State (H)	4	7
Mississippi State (H)	3	4
Mississippi State (H)	3	4
Mississippi State (H)	19	9
Southwestern La.(H)	6	9
Northwestern State (A)	14	6
Georgia (A)	4	3
Georgia (A)	7	1
Georgia (A)	2	4
Northeast La.(H)	7	6
New Orleans (A)	5	1
Vanderbilt (H)	8	4
Vanderbilt (H)	12	10
Vanderbilt (H)	2	9
Auburn (A)	8	12
Auburn (A)	0	1
Auburn (A)	8	1

SEC Tournament - Gainesville, Fla.

Georgia	6	3
Florida	6	8
Auburn	5	8

Louisiana Tech (H)	17	2
Louisiana Tech (H)	7	1
Louisiana Tech (H)	8	5

NCAACentral Regional - College Station, Texas

Nevada-Las Vegas	12	10
South Alabama	4	6
Nevada-Las Vegas	13	8
South Alabama	6	5
Texas A&M	13	5
Texas A&M	5	4

College World Series - Omaha, Neb.

Miami (Fla.)	2	5
Long Beach State	8	5
Miami (Fla.)	6	3
Texas	7	12

Busch Challenge III (New Orleans, La.)*1990 (54-19) Coach Skip Bertman****SEC Champions****SEC Tournament Co-Champions****NCAA South I Regional Champions****College World Series - 3rd Place**

Wichita State#	6	13
North Carolina#	8	5
Louisiana Tech (H)	15	3
Mississippi State*	7	6
Mississippi*	7	5
Southern Miss*	1	5
Southern (H)	17	5
Rice (A)	11	12
Rice (A)	13	1
Southern Miss (A)	10	2
Texas A&M (A)	2	4
Texas A&M (A)	2	5
Texas A&M (A)	5	2
Southern (H)	14	1
New Orleans (H)	10	3
Kansas (H)	10	1
Kansas (H)	9	3
Kansas (H)	8	2
St.Louis (H)	20	2
Evansville (H)	28	8
Mississippi State (A)	6	5
Mississippi State (A)	1	2
Mississippi State (A)	9	10
Nicholls State (H)	4	3
McNeese State (A)	13	1
Mississippi (H)	10	7
Mississippi (H)	10	2
Mississippi (H)	6	0
Southeastern La.(A)	8	1
Auburn (H)	12	6

All-Time Results

Auburn (H)	5	6
Auburn (H)	7	17
Southeastern La.(H)	16	0
Nicholls State (A)	8	6
Florida (A)	6	3
Florida (A)	6	7
Florida (A)	5	3
Stephen F. Austin (H)	4	3
Stephen F. Austin (H)	7	2
Tennessee (H)	13	2
Tennessee (H)	2	0
Tennessee (H)	9	3
McNeese State (H)	1	4
Tulane (A)	7	14
Northwestern State (H)	16	6
Kentucky (H)	8	1
Kentucky (H)	9	0
Kentucky (H)	9	3
Northeast La.(H)	4	5
New Orleans (A)	6	4
Alabama (A)	7	4
Alabama (A)	5	12
Alabama (A)	8	5
Vanderbilt (A)	7	5
Vanderbilt (A)	3	4
Vanderbilt (A)	7	3
Georgia (H)	11	2
Georgia (H)	5	2
Georgia (H)	8	5

SEC Tournament - Birmingham, Ala.

Florida	6	4
Mississippi State	17	8
Vanderbilt	13	5
Mississippi State	1	3

NCAA South I Regional - Baton Rouge, La.

Southwestern Louisiana	8	0
Georgia Tech	11	5
Southern California	4	5
Houston	6	4
Southern California	5	4
Southern California	7	6

College World Series - Omaha, Neb.

The Citadel	8	2
Oklahoma State	1	7
The Citadel	6	1
Oklahoma State	3	14

#ABCA Hall of Fame Tournament

(Orlando, Fla.)

*Busch Challenge IV (New Orleans, La.)

1991 (55-18) Coach Skip Bertman

SEC Champions

NCAA South Regional Champions

NCAA National Champions

Mississippi State#	6	4
Oklahoma State#	6	0
Louisiana Tech (H)	10	3
Stephen F. Austin (H)	5	0
Stephen F. Austin (H)	14	3
Stephen F. Austin (H)	9	0
Texas A&M (H)	1	3
Texas A&M (H)	13	8
Texas A&M (H)	5	0
Southeastern La.(H)	8	3
Southern (H)	8	1
Miami (Fla.)*	4	3
Florida*	6	5
Florida State*	0	8
Northwestern State (H)	3	7
Tulane (H)	6	7
New Orleans (H)	7	5
Nevada-Las Vegas (A)	14	4
Nevada-Las Vegas (A)	1	5
Nevada-Las Vegas (A)	9	4
Notre Dame (H)	3	6
St. Louis (H)	6	4
Mississippi State (H)	4	2

Mississippi State (H)	6	5
Southern (A)	5	2
Tulane (A)	1	5
Mississippi (A)	4	0
Mississippi (A)	3	2
Mississippi (A)	7	3
Louisiana College (H)	2	1
Jackson State (H)	14	4
Auburn (A)	6	2
Auburn (A)	8	3
Auburn (A)	13	8
McNeese State (H)	3	6
Nicholls State (H)	6	5
Florida (H)	6	5
Florida (H)	5	3
Florida (H)	12	6
Northwestern State (A)	7	3
Louisiana Tech (A)	13	6
Tennessee (A)	3	5
Tennessee (A)	5	6
Tennessee (A)	11	4
Centenary (H)	15	2
New Orleans (A)	5	2
Kentucky (A)	7	17
Kentucky (A)	7	11
Kentucky (A)	3	7
Northeast La.(H)	12	3
Southeastern La.(H)	2	15
Alabama (H)	15	4
Alabama (H)	6	8
Alabama (H)	11	6
Vanderbilt (H)	21	5
Vanderbilt (H)	8	5
Vanderbilt (H)	6	11
Georgia (A)	10	4
Georgia (A)	5	0
Georgia (A)	16	7

SEC Tournament - Baton Rouge, La.

Kentucky	8	7
Mississippi State	8	2
Florida	1	7
Mississippi State	9	4
Florida	4	8

NCAA South Regional - Baton Rouge, La.

Northwestern State	13	2
Oklahoma	4	3
Texas A&M	7	1
Southwestern La.	8	5

College World Series - Omaha, Neb.

Florida	8	1
Fresno State	15	3
Florida	19	8
Wichita State	6	3

ABCA Hall of Fame Tournament (Baton Rouge, La.)

* Busch Challenge V (New Orleans, La.)

1992 (50-16) Coach Skip Bertman

SEC Champions

SEC Tournament Champions

NCAA South I Regional

Nevada-Las Vegas (H)	3	1
Nevada-Las Vegas (H)	12	9
Nevada-Las Vegas (H)	8	3
Northwestern State (H)	7	6
Georgia Tech*	3	2
Georgia*	1	9
Georgia Southern*	20	7
Southeastern La.(H)	6	2
Maine (H)	5	12
Maine (H)	8	5
Maine (H)	10	5
Stephen F. Austin (H)	21	1
Stephen F. Austin (H)	16	2
Stephen F. Austin (H)	12	2
Centenary (H)	22	3
Tulane (A)	7	0

Louisiana College (A)	23	2
George Washington (H)	22	9
George Washington (H)	5	8
South Carolina (A)	4	1
South Carolina (A)	3	1
South Carolina (A)	5	0
Central Florida (A)	5	2
Tennessee (H)	3	1
Tennessee (H)	2	9
Tennessee (H)	13	7
New Orleans (H)	14	7
Southern (H)	12	3
Florida (A)	4	5
Florida (A)	2	0
Florida (A)	5	3
Northeast La.(H)	6	5
Tulane (H)	2	6
Mississippi (H)	10	3
Mississippi (H)	5	3
Mississippi (H)	3	5
McNeese State (H)	14	2
New Orleans (A)	5	9
Arkansas (H)	12	2
Arkansas (H)	12	4
Arkansas (H)	8	4
Southeastern La.(A)	14	4
Nicholls State (A)	1	4
Alabama (A)	10	0
Alabama (A)	8	7
Alabama (A)	5	7
Louisiana College (H)	7	3
Northeast La.(A)	10	2
Auburn (A)	2	1
Auburn (A)	2	4
Auburn (A)	3	4
Nicholls State (H)	15	8
Southwestern La.(H)	0	5
Mississippi State (H)	8	3
Mississippi State (H)	5	3
Mississippi State (H)	5	3

SEC Tournament - New Orleans, La.

Vanderbilt	7	2
Arkansas	8	1
Florida	1	3
Georgia	5	3
South Carolina	6	3
Florida	12	1

NCAA South I Regional - Baton Rouge, La.

Providence	8	1
Ohio State	0	5
Tulane	7	3
Cal State-Fullerton	0	11

* Busch Challenge VI (New Orleans, La.)

1993 (53-17-1) Coach Skip Bertman

SEC Champions

SEC Div. Tournament Champions

NCAA South Regional Champions

NCAA National Champions

Northwestern State (H)	8	3
Centenary (H)	19	0
Mississippi State *	4	7
Southern Miss *	8	4
Ole Miss *	4	6
Lamar (H)	3	9
Central Florida (H)	12	0
Central Florida (H)	14	4
Tulane (A)	14	7
Indiana State (H)	10	0
Indiana State (H)	8	1
Michigan (H)	6	2
Michigan (H)	9	8
Nicholls State (H)	7	5
New Mexico (H)	9	3
New Mexico (H)	14	1
New Mexico (H)	8	5
Arkansas State (A)	9	0
Arkansas State (A)	7	10

South Carolina (H)	10	3
South Carolina (H)	6	1
South Carolina (H)	9	9
Louisiana College (H)	10	3
Southern (H)	10	8
New Orleans (A)	13	8
Tennessee (A)	1	8
Tennessee (A)	4	1
Tennessee (A)	2	6
Northwestern State (A)	5	6
Florida (H)	1	2
Florida (H)	11	3
Florida (H)	16	2
Southeastern La.(H)	8	7
McNeese State (H)	15	11
Ole Miss (A)	8	0
Ole Miss (A)	2	1
Ole Miss (A)	6	5
Southeastern La.(H)	9	1
Southern (A)	8	7
McNeese State (A)	3	5
Arkansas (A)	3	0
Arkansas (A)	4	2
Arkansas (A)	8	2
Tulane (H)	6	3
New Orleans (H)	12	9
Southwestern La.(H)	9	10
Alabama (H)	1	3
Centenary (A)	18	3
Auburn (H)	21	2
Auburn (H)	8	9
Auburn (H)	2	9
Arkansas State (H)	9	1
Arkansas State (H)	14	4
Mississippi State (A)	3	4
Mississippi State (A)	3	2
Mississippi State (A)	13	7

SEC Division Tournament - Baton Rouge, La.

Ole Miss	6	1
Mississippi State	3	5
Arkansas	13	7
Auburn	16	5
Mississippi State	7	3

NCAA South Regional - Baton Rouge, La.

Western Carolina	7	2
Kent State University	12	15
Baylor	13	6
South Alabama	11	4
South Alabama	9	4

College World Series - Omaha, Neb.

Long Beach State	7	1
Texas A&M	13	8
Long Beach State	8	10
Long Beach State	6	5
Wichita State	8	0

* Winn-Dixie Showdown (New Orleans, La.)

1994 (46-20) Coach Skip Bertman

SEC Western Division Champions

SEC Div. Tournament Champions

NCAA South Regional Champions

College World Series - 7th Place

Auburn *	1	3
South Alabama *	3	5
Alabama *	3	0
Northwestern State (H)	11	5
Houston (A)	8	5
Houston (A)	7	2
Tulane (A)	8	10
Alabama-Birmingham (H)	11	5
Alabama-Birmingham (H)	6	5
Alabama-Birmingham (H)	17	6
Southeastern La.(H)	11	10
Texas (A)	9	6
Texas (A)	7	9
Texas (A)	1	7
Louisiana College (H)	5	7

All-Time Results

New Orleans (H)	4	3
Texas Christian (H)	13	6
Texas Christian (H)	15	10
Texas Christian (H)	16	8
Arkansas State (H)	16	1
Arkansas State (H)	8	2
Vanderbilt (H)	10	4
Vanderbilt (H)	16	7
Vanderbilt (H)	4	3
Lamar (A)	3	4
Georgia (A)	14	11
Georgia (A)	7	3
Georgia (A)	12	6
Southern (H)	11	2
Nicholls State (H)	12	4
Southwestern La.(A)	8	11
Kentucky (A)	6	9
Kentucky (A)	3	13
McNeese State (H)	3	4
New Orleans (A)	9	1
Tulane (H)	2	4
Ole Miss (H)	5	4
Ole Miss (H)	5	2
Ole Miss (H)	3	2
Southeastern La.(A)	14	8
Centenary (H)	10	4
Arkansas (H)	11	3
Arkansas (H)	16	4
Arkansas (H)	5	6
Nicholls State (A)	2	3
Southwestern La.(H)	8	9
Alabama (A)	13	7
Alabama (A)	10	6
Alabama (A)	5	7
South Alabama (H)	8	4
Auburn (A)	13	6
Auburn (A)	4	3
Auburn (A)	4	3
Mississippi State (H)	3	0
Mississippi State (H)	4	7
Mississippi State (H)	1	9

SEC Division Tournament - Oxford, Miss.

Alabama	3	2
Arkansas	6	4
Auburn	3	2
Auburn	5	4

NCAA South Regional - Baton Rouge, La.

Southeastern La.	10	6
Fresno State	6	2
Southern California	6	2
Southern California	12	10

College World Series - Omaha, Neb.

Florida State	3	6
Cal State-Fullerton	6	20

* Winn-Dixie Showdown (New Orleans,La.)

1995 (47-18) Coach Skip Bertman

Lamar *	10	6
Houston *	3	4
Texas A&M *	7	6
NW Louisiana (H)	16	5
Centenary (H)	3	0
Houston (H)	14	3
Houston (H)	13	6
Florida State #	6	2
Michigan #	11	9
Minnesota (A) #	14	2
Tulane (H)	1	0
Southern (H)	5	1
Maine (H)	6	1
Maine (H)	12	2
Maine (H)	9	2
New Orleans (H)	3	1
South Florida (H)	6	0
South Florida (H)	4	6
South Florida (H)	5	7

Centenary (A)	7	4
NW Louisiana (A)	8	7
Vanderbilt (A)	9	1
Vanderbilt (A)	4	6
Vanderbilt (A)	14	3
Louisiana College (H)	5	1
Georgia (H)	8	2
Georgia (H)	11	5
Georgia (H)	7	4
SW Louisiana (A)	9	3
Kentucky (H)	11	0
Kentucky (H)	16	7
Kentucky (H)	6	5
McNeese State (H)	10	1
Tulane (A)	3	2
Ole Miss (A)	0	6
Ole Miss (A)	2	1
Ole Miss (A)	2	6
Southern (A)	14	9
NE Louisiana (H)	12	11
Arkansas (A)	10	3
Arkansas (A)	13	7
Arkansas (A)	3	5
Loyola-New Orleans (H)	7	1
SW Louisiana (H)	12	2
New Orleans (A)	2	4
Alabama (H)	0	4
Alabama (H)	6	7
Alabama (H)	8	6
SE Louisiana (H)	7	3
Nicholls State (H)	9	1
Auburn (H)	7	19
Auburn (H)	11	6
Auburn (H)	11	12
Mississippi State (A)	3	6
Mississippi State (A)	10	12
Mississippi State (A)	6	4

SEC Division Tour. - Starkville, Miss.

Alabama	8	9
Mississippi State	14	6
Auburn	7	5
Arkansas	7	6
Alabama	8	9

NCAA South Regional - Baton Rouge, La.

Central Michigan	5	3
Rice	7	15
Central Michigan	10	5
Rice	9	16

* - Winn-Dixie Showdown (New Orleans,La.)

- Hormel Foods Classic (Minneapolis, Minn.)

1996 (52-15) Coach Skip Bertman**SEC Champions****NCAA South II Regional Champions****NCAA National Champions**

Western Kentucky (H)	9	0
Western Kentucky (H)	18	0
Western Kentucky (H)	18	1
Centenary (H)	6	1
Southern Miss *	7	4
Ole Miss *	9	7
Mississippi State *	8	4
Tulane (H)	10	0
Louisiana Tech (H)	6	1
Duquesne (H)	14	7
Duquesne (H)	9	5
Loyola-New Orleans (H)	22	2
Vanderbilt (A)	15	0
Vanderbilt (A)	2	3
Vanderbilt (A)	14	4
Dayton (H)	15	2
Dayton (H)	6	7
Georgia (H)	14	4
Georgia (H)	12	5
Georgia (H)	23	5
New Orleans (H)	16	8
NE Louisiana (H)	10	0

Florida (A)	6	7
Florida (A)	5	9
Florida (A)	1	2
Southern (H)	19	0
McNeese State (H)	16	0
Tennessee (H)	9	2
Tennessee (H)	5	3
Tennessee (H)	9	1
Tulane (A)	3	1
NW Louisiana (H)	5	10
NW Louisiana (H)	5	6
South Carolina (A)	15	2
South Carolina (A)	0	2
South Carolina (A)	4	2
SE Louisiana (A)	5	2
Nicholls State (H)	14	0
Ole Miss (A)	6	5
Ole Miss (A)	10	1
Ole Miss (A)	9	2
SE Louisiana (H)	7	4
Arkansas (H)	2	3
Arkansas (H)	11	4
Arkansas (H)	9	4
New Orleans (A)	8	4
Louisiana College (H)	20	0
Alabama (H)	8	6
Alabama (H)	4	17
Alabama (H)	5	12
Auburn (A)	14	2
Auburn (A)	6	0
Auburn (A)	3	7
Mississippi State (H)	8	7
Mississippi State (H)	17	9
Mississippi State (H)	10	11

SEC Tournament - Birmingham, Ala.

Tennessee	3	1
Florida	2	6
Kentucky	11	12

NCAA South II Regional - Baton Rouge, La.

Austin Peay	9	3
Nevada-Las Vegas	7	6
New Orleans	17	4
Georgia Tech	29	13

College World Series - Omaha, Neb.

Wichita State	9	8
Florida	9	4
Florida	2	1
Miami (Fla.)	9	8

* - Winn-Dixie Showdown (New Orleans, La.)

1997 (57-13) Coach Skip Bertman**SEC Champions****NCAA South I Regional Champions****NCAA National Champions**

Baylor (H)	13	2
Baylor (H)	11	5
Baylor (H)	8	3
Centenary (H)	9	2
Southern (H)	16	2
North Carolina *	11	4
N.C. State *	3	2
Duke *	9	8
Va.Commonwealth (H)	15	2
Va.Commonwealth (H)	22	0
Va.Commonwealth (H)	6	4
Tulane (H)	8	5
Southern (H)	12	1
Vanderbilt (H)	19	5
Vanderbilt (H)	8	7
Vanderbilt (H)	7	3
Louisiana Tech (H)	8	2
Louisiana College (H)	14	7
Georgia (A)	6	5
Georgia (A)	9	11
Georgia (A)	7	3
New Orleans (A)	4	6

Florida (H)	11	3
Florida (H)	13	10
Florida (H)	9	5
Louisiana Tech (A)	13	1
NE Louisiana (A)	2	6
Tennessee (A)	12	3
Tennessee (A)	7	2
Tennessee (A)	8	6
Nicholls State (H)	13	5
McNeese State (H)	9	6
South Carolina (H)	9	8
South Carolina (H)	7	8
South Carolina (H)	11	10
Tulane (A)	12	2
NE Louisiana (H)	12	4
Miss.State (A)	6	9
Miss.State (A)	20	12
Miss.State (A)	1	4
SW Louisiana (H)	8	10
SE Louisiana (H)	11	4
Ole Miss (H)	7	1
Ole Miss (H)	6	4
Ole Miss (H)	11	4
New Orleans (H)	8	11
NW Louisiana (H)	11	5
Auburn (H)	7	1
Auburn (H)	8	0
Southern (H)	11	1
Arkansas (A)	13	8
Arkansas (A)	11	5
Arkansas (A)	1	16
Alabama (A)	4	6
Alabama (A)	2	28
Alabama (A)	6	4

SEC Tournament - Columbus, Ga.

Auburn	5	2
Tennessee	12	5
Alabama	12	7
Alabama	2	12

NCAA South I Regional - Baton Rouge, La.

UNC-Greensboro	14	0
Oklahoma	14	3
South Alabama	5	11
Long Beach State	14	7
South Alabama	14	4
South Alabama	15	4

College World Series - Omaha, Neb.

Rice	5	4
Stanford	10	5
Stanford	13	9
Alabama	13	6

* - Winn-Dixie Showdown (New Orleans, La.)

1998 (48-19) Coach Skip Bertman**SEC Western Division Champions****NCAA South II Regional Champions****College World Series - 3rd Place**

SW Louisiana (H)	11	7
SW Louisiana (H)	15	0
LSU-Shreveport (H)	16	5
SW Louisiana (H)	4	7
Texas (A)	1	5
Texas (A)	12	9
Texas (A)	5	7
NE Louisiana (H)	9	8
Louisiana College (H)	7	2
Mississippi State *	3	11
Arkansas *	5	6
Southern Miss *	16	4
Tulane (H)	10	9
Southern (H)	26	0
Georgia (H)	4	1
Georgia (H)	14	1
Georgia (H)	14	9
Louisiana Tech (H)	8	1
McNeese State (H)	4	3

All-Time Results

Auburn (A)	11	8
Auburn (A)	7	14
Auburn (A)	8	15
New Orleans (H)	4	2
SE Louisiana (H)	13	2
Arkansas (H)	9	5
Arkansas (H)	6	3
Arkansas (H)	27	6
Northwestern State (H)	6	3
McNeese State (A)	13	5
Kentucky (A)	7	3
Kentucky (A)	7	2
Kentucky (A)	11	6
Nicholls State (H)	4	0
Nicholls State (H)	9	2
Mississippi State (H)	8	5
Mississippi State (H)	3	8
Mississippi State (H)	11	5
Tulane (A)	8	10
Vanderbilt (A)	5	3
Vanderbilt (A)	6	4
Vanderbilt (A)	7	8
Loyola-New Orleans (H)	9	5
SE Louisiana (A)	9	3
Alabama (H)	6	5
Alabama (H)	7	3
Alabama (H)	2	4
New Orleans (A)	9	5
Florida (A)	13	5
Florida (A)	3	4
Florida (A)	1	3
Tennessee (H)	4	3
Tennessee (H)	15	12
Tennessee (H)	8	7
Mississippi (A)	11	4
Mississippi (A)	0	9
Mississippi (A)	8	10

SEC Tournament - Birmingham, Ala.

Arkansas	4	8
South Carolina	6	0
Mississippi State	5	7

NCAA South II Regional - Baton Rouge, La.

Nicholls State	18	4
SW Louisiana	15	6
Cal State-Fullerton	13	11
Cal State-Fullerton	14	3

College World Series - Omaha, Neb.

Southern California	12	10
Mississippi State	10	8
Southern California	4	5
Southern California	3	7

* - Winn-Dixie Showdown (New Orleans, La.)

1999 (41-24-1) Coach Skip Bertman

NCAA Regional Champions

NCAA Super Regional Participants

Texas (H)	7	5
Texas (H)	4	16
Texas (H)	4	10
Southern Mississippi *	8	2
SW Louisiana *	13	6
Mississippi *	5	1
SE Louisiana (H)	17	7
Centenary (H)	21	1
Central Florida (H)	18	4
Central Florida (H)	5	2
Northwestern State (H)	6	12
Southern (H)	18	1
Ohio (H)	26	5
Ohio (H)	14	1
Ohio (H)	20	6
SW Louisiana (A)	12	8
Florida (H)	8	3
Florida (H)	4	6
Florida (H)	7	5
SW Louisiana (H)	3	11
Nicholls State (H)	12	4

Arkansas (A)	4	11
Arkansas (A)	10	4
Arkansas (A)	6	7
Southern #	7	6
Tulane (H)	3	5
Mississippi (H)	2	4
Mississippi (H)	8	6
Mississippi (H)	10	4
NE Louisiana (H)	3	4
Tennessee (A)	8	4
Tennessee (A)	7	8
Tennessee (A)	3	4
New Orleans (H)	6	3
Vanderbilt (H)	2	11
Vanderbilt (H)	10	2
Vanderbilt (H)	9	2
Tulane (A)	10	15
Alabama (A)	3	10
Alabama (A)	9	8
Alabama (A)	4	9
New Orleans (A)	13	7
McNeese State (H)	7	2
Mississippi State (A)	10	8
Mississippi State (A)	1	7
Mississippi State (A)	3	2
Auburn (H)	9	5
Auburn (H)	8	5
Auburn (H)	11	2
Georgia (A)	4	3
Georgia (A)	18	13
Georgia (A)	11	11
NE Louisiana (A)	5	6
Kentucky (H)	7	2
Kentucky (H)	8	13
Kentucky (H)	6	4

SEC Tournament - Birmingham, Ala.

Auburn	2	6
Kentucky	10	0
Arkansas	8	9

NCAARegional - Baton Rouge, La.

NE Louisiana	11	4
East Carolina	10	11
Southern	6	3
East Carolina	12	10
East Carolina	9	0

NCAASuper Regional - Tuscaloosa, Ala.

Alabama	6	13
Alabama	5	13

* - Winn-Dixie Showdown (New Orleans, La.)

- Zephyr Field (Metairie, La.)

2000 (52-17) Coach Skip Bertman

SEC Western Division Champions

SEC Tournament Champions

NCAA Regional Champions

NCAA Super Regional Champions

NCAA National Champions

Virginia (H)	8	0
Virginia (H)	13	2
Virginia (H)	13	4
SE Louisiana (H)	11	0
Arizona State (H)	8	4
Arizona State (H)	6	5
Arizona State (H)	2	6
McNeese State (H)	8	9
Houston (H)	2	10
Houston (H)	7	11
Houston (H)	2	10
Nicholls State (H)	8	2
Tulane (H)	12	5
Central Florida (A)	13	14
Central Florida (A)	11	4
Central Florida (A)	4	1
Southern (H)	7	3
Georgia (H)	3	7
Georgia (H)	8	10
Georgia (H)	13	3

SE Louisiana (A)	11	4
Vanderbilt (A)	6	0
Vanderbilt (A)	17	4
New Orleans (H)	17	2
South Carolina (H)	8	6
South Carolina (H)	7	6
South Carolina (H)	7	9
Centenary (A)	6	3
Auburn (A)	18	11
Auburn (A)	1	7
Auburn (A)	12	10
New Orleans (A)	10	2
Southern (H)	10	5
Arkansas (H)	12	3
Arkansas (H)	12	5
Arkansas (H)	17	11
UL-Lafayette (H)	8	2
Florida (A)	10	4
Florida (A)	9	6
Florida (A)	5	7
UL-Monroe (H)	12	5
Tulane (A)	21	6
Miss.State (H)	13	15
Miss.State (H)	18	15
Miss.State (H)	3	10
Northwestern State (H)	13	0
Ole Miss (A)	12	6
Ole Miss (A)	4	6
Ole Miss (A)	9	2
McNeese State (A)	3	4
Kentucky (A)	9	0
Kentucky (A)	6	3
Kentucky (A)	4	7
Alabama (H)	11	4
Alabama (H)	6	4
Alabama (A)	0	14

SEC Tournament - Birmingham, Ala.

Georgia	11	3
Alabama	18	12
Alabama	6	5
Florida	9	6

NCAARegional - Baton Rouge, La.

Jackson State	19	1
UL-Monroe	21	0
UL-Monroe	5	3

NCAA Super Regional - Baton Rouge, La.

UCLA	8	2
UCLA	14	8

College World Series - Omaha, Neb.

Texas	13	5
Southern California	10	4
Florida State	6	3
Stanford	6	5

2001 (44-22-1) Coach Skip Bertman

SEC Western Division Champions

NCAA Regional Champions

NCAA Super Regional Participants

Kansas State	8	9
Kansas State	4	0
Kansas State	14	8
UL-Monroe	6	7 (11)
Houston	9	4
Houston	4	1
Houston	14	6
McNeese State	7	3
Duquesne	13	9
Duquesne	24	5
Duquesne	12	2
Nicholls State	16	4
at Arizona State	12	11
at Arizona State	15	7
at Arizona State	5	5 (8)
Southern	6	11
Tulane	3	13
at Georgia	7	8 (11)
at Georgia	5	3 (11)
at Georgia	3	4 (11)
Southern	13	6
Florida	18	10
Florida	4	3
Florida	10	7
at Mississippi State	9	1
at Mississippi State	7	1
at Mississippi State	0	13
Kentucky	6	2
Kentucky	9	5
Kentucky	5	9
New Orleans	7	2
at South Carolina	5	3
at South Carolina	12	5
at South Carolina	2	4
UL-Lafayette #	12	7
at Tulane	6	7
Ole Miss	15	2
Ole Miss	10	23
Ole Miss	6	3
Northwestern State	9	7
at Northwestern State	8	10
Vanderbilt	5	7
Vanderbilt	7	2
Vanderbilt	18	2
SE Louisiana	7	4
at UL-Monroe	16	4 (8)
at Alabama	4	2
at Alabama	8	7
at Alabama	8	3
at New Orleans	12	1 (7)
at Arkansas	1	8
at Arkansas	4	5
at Arkansas	3	4
Auburn	20	5
Auburn	5	7
Auburn	7	9

SEC Tournament - Birmingham, Ala.

Florida	10	0 (7)
Ole Miss	13	2 (7)
Ole Miss	12	6
Mississippi State	1	4

NCAARegional - Baton Rouge, La.

Minnesota	10	9
Virginia Commonwealth	13	9
Virginia Commonwealth	7	10
Virginia Commonwealth	14	9

NCAASuper Regional - Metairie, La.

at Tulane	4	3 (13)
at Tulane	4	9
at Tulane	1	7

- at Zephyr Field (Metairie, La.)



LSU

History of LSU

1860s - 1920s

The institution opened January 2, **1860** and subsequently closed June 30, **1861**, because of the Civil War. It reopened on April 1, but was again closed on April 23, **1863**, due to the invasion of the Red River Valley by the federal army.

The seminary (as it was originally referred) reopened October 2, **1865**, only to be burned October 15, **1869**. Just over two weeks later, the institution resumed its exercises in Baton Rouge, where it has since remained. In **1870**, the name of the institution was changed to Louisiana State University.

In **1875**, the institution became racially integrated. Just two years following, LSU's official title was changed to Louisiana State University and A&M College and became a land-grant institution.

In **1886**, the federal garrison grounds (now the site of the state capitol) were formally declared the domicile of the University. Land for the present campus was purchased in **1918**.

It was **1893** when LSU played its first football game, and three years later LSU adopted the tiger as the official mascot.

1920s

With the support of Governor John M. Parker and the approval of a severance tax during the constitutional convention of **1921**, the construction of the new campus, known today as Louisiana State University Agricultural and Mechanical College, began.

The Gym-Armory was built west of the academic quadrangle for the purpose of housing the LSU basketball team and other indoor sporting events. Tiger Stadium was completed in **1924** and on Thanksgiving Day of that year, Tulane and LSU played the first game on the new campus. In **1928**, upward expansion added 10,000 seats to the already 12,000-seat stadium.

The formal dedication of the new campus took place on Friday, April 30, **1926**. The date was chosen because on April 30, 1803 the United States Congress signed the Louisiana Purchase documents.

1930s

During this time many of LSU's live oaks and magnolias were planted by landscape artist Steele Burden for what has become a symbolic part of the great legacy at LSU. The live oak trees on LSU's campus have been valued at \$36 million. Through the LSU Foundation's "Endow an Oak" program, individuals or groups are able to endow live oaks across campus.



In **1930**, the student body adopted the alma mater that still is in use today.

LSU is the home of The Southern Review, one of the world's most prestigious literary journals, established in the 1930s by Robert Penn Warren, Cleanth Brooks, and Charles Pipkin.

The Huey P. Long Fieldhouse was constructed in **1932** and served as the campus' first student union. The Long Field House contained administrative offices and an outdoor pool that was the world's largest at the time.

In **1937**, two new athletic venues were completed and was expanded. The John M. Parker Coliseum opened and served as a multipurpose arena mostly for livestock shows and rodeos. It was also used for commencements and convocations and served as home of the LSU basketball team. Alex Box Stadium also served as football practice fields. Tiger Stadium received its second expansion, adding a north endzone and bringing the capacity to 46,000.

Huey P. Long and Castro Carazo teamed up to co-author notable songs "Touchdown for LSU" and "Hey Fightin' Tigers!" During his tenure at LSU Carazo compiled one of the most complete university band libraries in America.

1940s

Until 1969 the ROTC program at Louisiana State University was mandatory for all entering male students. The military heritage began under General William T. Sherman and hence developed the name "Ole War Skule." Not many people know about LSU's rich military tradition. In WWII, only Texas A&M and the Military Academies of Annapolis and West Point were equal to the Ole War Skule in providing officers to the armed forces.

In **1943**, the LSU Band invited its first coed member.

1950s

In **1950** LSU enrolled black students into its graduate program for the first time. Throughout the 1950s, air conditioning slowly began to be phased into administration and classroom buildings throughout the campus.

A.P. Tureaud, Jr., enrolled, but resigned before the end of the fall term in **1953**, while Brown vs. The Board of Education of Topeka, Kansas, struck down racial segregation in public schools a year later.

Tiger Stadium was expanded in **1957** with the south endzone providing the final piece of the puzzle to completely enclose the stadium. The enclosure provided not only additional seating but also men's dormitories. Capacity now reached 67,720.

History of LSU

The LSU Tiger Football team won the **1958** National Championship, defeating Clemson, 7-0, in the Sugar Bowl and finishing with an 11-0 season.

1960s

In **1964**, a \$5.5 million student union was built with 200,000 square feet of entertainment. The three-story facility accommodated a 1,315 seat theatre, 333 seat movie cinema, bowling alley, game room and pool hall, post office, cafeteria and craft shop as well as ballrooms and conference rooms for hosting seminars and special events.

Also that year, six black students enrolled in undergraduate studies.

By the end of the decade, rising tensions due to U.S. involvement in the Vietnam War were mounting. The LSU ROTC program became a target for protestors as dissatisfaction with the war increased. The pressure increased for LSU to either cancel its program or make it voluntary. In October **1968**, the LSU Faculty Council voted to make the ROTC program voluntary, and on May 26, **1969** the LSU Board of Supervisors made it official.

1970s

Former professor T. Harry Williams was honored with the Pulitzer Prize for his biography of Huey Long in **1970**.

With the growing popularity of collegiate athletics, two new athletic facilities were built and another was being expanded. In **1971**, LSU basketball not only welcomed new coach Dale Brown, but it also introduced a state-of-the-art 15,000-seat multipurpose arena. The Assembly Center would eventually be known as the Pete Maravich Assembly Center and nicknamed "The PMAC" after the death of LSU basketball and NBA legend "Pistol" Pete Maravich in the late 1980's.

In **1974**, Athletics Director, Carl Maddox expanded the growing LSU athletic compound with the addition of a multi-purpose sports and recreational complex that now bears his name, the Carl Maddox Field House. Tiger Stadium again expanded in **1978** by adding 8,000-seats in a new West Upper Deck to lead the Tiger football program into the next decade with a capacity of nearly 80,000-seats.

In **1978**, LSU was named a sea-grant college becoming one of only 25 universities in the country recognized as both a land and sea-grant institution.



1980s

Former professor John Kennedy Toole posthumously won the Pulitzer Prize for his fictional work, *A Confederacy of Dunces*.

In **1985**, the Natatorium was built for the LSU Swimming & Diving program as the United States Sports Festival came to Baton Rouge.

James Wharton introduced a new admissions policy that would increase university admission standards. The standards would require high school students to complete a list of core requirements throughout their high school careers. In **1987**, the board of supervisors approved the proposed admission standards.

In 1987, LSU was designated as a Research University I, putting it in the top 2% of the nation's colleges and universities. Only 70 universities, 45 public and 25 private, have this designation.

1990s

In **1992**, The Student Recreational Sports Complex opened to rave reviews by LSU students and faculty.

On May 20, **1994**, the LSU Alumni Association dedicated its new home. Special honorees attending were Lod Cook, President Gerald Ford, President Jimmy Carter, President George Bush, White House Chief of Staff Mac McLardy, and Governor Edwin Edwards.

Head Coach Skip Bertman built the LSU baseball program into one of the most dominating programs in the country. With National Championships coming in **1991, '93, '96, and '97**, the Tigers would continue their dynasty into the next century by winning their fifth title in **2000**. By the late 1990s the LSU Tiger baseball team became known as the "Program of the Decade" by all of college baseball.

Speaking of dynasties, LSU Head Track & Field Coach Pat Henry has managed to reach major milestones throughout his 14 years at LSU. He has led the Lady Tiger track & field team to 18 National Titles, 11 outdoor and seven indoor. His men's teams have won three NCAA titles, most recently the 2001 indoor crown. Henry is the only coach in NCAA history to guide both the men's and women's team to NCAA titles in the same year. Under Henry's direction, the LSU track & field program has attained unparalleled success: 21 NCAA titles and 19 SEC crowns.

As a university, LSU has accounted for 36 NCAA titles. Henry has served as head coach for better than half of LSU's national crowns.

Board of Supervisors



Kent Anderson
Monroe, La.
District 5



Ronald R. Anderson
Ethel, La.
District 6
Chairman



Dr. Jack A. Andonie
Metairie, La.
District 1



Bernard E. Boudreaux, Jr.
New Iberia, La.
District 3



Victor Bussie
Baton Rouge, La.
District 6



Charles V. Cusimano
Metairie, La.
District 1



Stanley J. Jacobs
New Orleans, La.
Member at Large



Laura A. Leach
Lake Charles, La.
District 7



Roger H. Ogden
New Orleans, La.
District 2
Vice-Chairman



William Rucks IV
Lafayette, La.
District 7



Perry Segura
New Iberia, La.
District 3



Virginia K. Shehee
Shreveport, La.
District 4



C. Stewart Slack
Shreveport, La.
District 4



Charles S. Weems, III
Alexandria, La.
District 5



Rod West
New Orleans, La.
District 2



Tomy Acosta
New Orleans, La.
Student Member

Athletic Council

Dr. Jack Andonie
Alumni
Jon D. "Jay" Babb
Alumni
Stanley "Skip" Bertman
Director of Athletics
Dr. Pat Culbertson
Faculty (Chairman)

Rohan Davey
Student
Dr. Dan Fogel
Administration
Dr. William F. Grimes
Faculty
L. Robert Kuhn, Jr.
Staff
Renee' Boutte Myer
Administration

Patrick McCune
Student
Eddie Pullaro
Tiger Athletic Foundation
John Scarle
"L" Club
Greg Vincent
Administration

University Administration

On April 1, 1999, Dr. William L. Jenkins, formerly chancellor of Louisiana State University and Agricultural & Mechanical College, became president of the LSU System, which includes nine institutions on 10 campuses in five cities as well as 10 public hospitals in 10 cities.

A native of South Africa, Dr. Jenkins studied at the University of Pretoria, where he received his professional veterinary medicine degree in 1958. After practicing veterinary medicine for four years, he received his specialist credentials from the University of Pretoria in 1968. In 1970 he received his Ph.D. degree from the University of Missouri, Columbia. He joined the faculty at the University of Pretoria, advancing through the ranks to become professor and head of the Department of Veterinary Physiology, Pharmacology, and Toxicology in 1971.

He moved to the United States in 1978 and joined the faculty in the Department of Veterinary Physiology and Pharmacology at Texas A&M University. He was appointed dean of the LSU School of Veterinary Medicine in 1988 and was named LSU's provost and vice chancellor for academic affairs in September 1993.

When he was appointed LSU's fifth Chancellor in November 1996, Dr. Jenkins reorganized the campus administration to be more effective and more responsive, and oversaw the development of a strategic plan to guide the University in its preparation for the challenges of the next century.

President Jenkins has received numerous awards and recognitions, including being named the 1997 Communicator of the Year by the Public Relations



Dr. William L. Jenkins
President, LSU System

Association of Louisiana. He has been active in continuing education and has delivered more than 150 lectures and addresses to diverse groups in both the United States and abroad. He has taught extensively at both the professional and graduate levels. He has published more than 60 scientific articles and has contributed 15 chapters to various textbooks. He is co-author of a textbook on veterinary pharmacology.

Jenkins is a member of the American Veterinary Medical Association and a Charter Diplomate of the American College of Veterinary Clinical Pharmacology. He has been a member of the World Association of Veterinary Physiologists, Pharmacologists, and Biochemists, the International Association of Forensic Toxicologists, and the American Academy of Veterinary Nutrition. In addition, he serves on The National Institute of Health's Alcohol Abuse and Misuse on College Campuses Committee and on a special steering committee of the Southern Association of Colleges and Schools to review accreditation criteria for colleges and universities.

His community service includes serving on the boards of the Louisiana Endowment for the Humanities, Our Lady of the Lake College, Rotary Club of Baton Rouge, Greater Baton Rouge Chamber of Commerce, Baton Rouge Center for World Affairs, the Baton Rouge board of the National Conference for Community and Justice, and the Academic Distinction Fund.

Jenkins and his wife, Peggy, have four children -- Sharon, Gwynn, Anthea, and Warren -- and eight grandchildren.



Dr. Mark A. Emmert
Chancellor, LSU

Dr. Mark A. Emmert was appointed chancellor of Louisiana State University and Agricultural and Mechanical College on April 16, 1999, becoming the sixth chancellor to lead the state's flagship university. He assumed the position on July 1, 1999.

Dr. Emmert was hired after a national search was conducted to replace Dr. William L. Jenkins, who was named President of the LSU System.

Before arriving at LSU, Emmert served as chancellor of the University of Connecticut. While there, he was a critical player in the implementation of the university's strategic plan. The plan set forth eight academic goals for enhancing UConn's national standing with increased endowment funds to support research and educational objectives.

Emmert was a J.W. Fulbright Administrative Fellow in Germany in 1991. He has served as a visiting scholar in Melbourne, Australia, and he has lectured and conducted training programs in Hong Kong, Okinawa, Panama City, and Guam.

Emmert is an American Council on Education Fellow and chair-elect of the Council of Academic Affairs for the National Association of State Universities and Land Grant Colleges. He is the author of numerous journal articles, monographs, book chapters, and technical reports.

A native of Tacoma, Wash., Emmert holds doctoral and master's degrees in public administration from the Maxwell School of Syracuse University and a Bachelor of Arts degree in political science from the University of Washington.

Emmert taught political science at Northern Illinois University from 1983 to 1985. He joined the University of Colorado in Denver in 1985 and served as associate dean and associate professor in the Graduate School of Public Affairs and as associate vice chancellor for academic affairs. He served as special assistant to the president, University of Colorado System in Boulder in 1988-89. Subsequently, he served as provost and vice president for academic affairs and as professor of political science at Montana State University from 1992 to 1995.

He is married to DeLaine K. Emmert, an elementary school teacher who has been active in community, university, and philanthropic organizations. They have two children, Stephen and Jennifer.



Dr. William P. Culbertson
Faculty Athletics Representative

Dr. William P. "Pat" Culbertson is in his eighth year as LSU's faculty representative in NCAA and Southeastern Conference matters.

Culbertson, a professor of economics, has taught at LSU since 1974. The Gulfport, Miss., native received his bachelor's degree from LSU in 1963, earned his master's from LSU in 1965, and went on to earn a Ph.D. in Economics from the University of Texas in 1972. Culbertson was an assistant professor of economics at the University of Virginia from 1968-74 before joining the LSU faculty where he served as an associate professor from 1975-79.

Formerly the president of the LSU Faculty Senate for two terms, Culbertson is a member of the American Economic Association, the Southern Economic Association and the Western Economic Association. Culbertson is also an elected member of the Baton Rouge Metro Council.

Culbertson and his wife Margaret have two children.

The Southeastern Conference

Throughout its 68-year history, the Southeastern Conference has been a leader in the integration of athletic competition and higher education.

Since its formation in 1933, the SEC has achieved both stature and stability by designating governing/voting power to the presidents of the member institutions. They have determined the policies of the conference and through the years this involvement has been the principal source of strength in the evolution of the SEC.

Intercollegiate athletics encountered many challenges in the 1990s and again the SEC provided guidance. In 1993, the member institutions adopted The Principles of Gender Equity. Committed to increasing the quantity and quality of women's athletic opportunities, each school provides at least two more women's intercollegiate programs than the number of men's.

Faced with the task of conference realignment after competing with 10 members since 1966, the SEC welcomed the University of Arkansas and the University of South Carolina in 1991.

SEC schools began athletic competition with one another almost 100 years ago as members of the Southern Intercollegiate Athletic Association.

Seven institutions (Alabama, Auburn, Georgia, Georgia Tech, North Carolina, Sewanee and Vanderbilt) attended the SIAA organizational meeting of faculty representatives in Atlanta in 1894.

The first football game in the Southeast was played in 1880, on the ground now called Old Stoll Field at the University of Kentucky. Kentucky, then known as Kentucky A&M, was host to the contest in which Transylvania College, then called Kentucky University, upset Centre College.

Basketball moved quickly to the South as Vanderbilt was playing at the Nashville YMCA in 1893, just two years after Dr. James Naismith originated the game at Springfield (Mass.) College. Basketball became an intercollegiate sport in 1901 and in 1908 Vanderbilt

was meeting Columbia and Yale intersectionally.

Track was organized on a conference level at the 1895 SIAA meeting. The first championship meet was held at Vanderbilt in 1896. By 1900, eight of the 13 charter SEC members were participating.

The seven-member SIAA expanded to 19 institutions in 1895 and by 1920 there were 30 members.

The larger schools reorganized as the Southern Conference in 1920. Despite an original limit of 16, the membership grew to 23 by 1928.

The 13 members west and south of the Appalachian Mountains reorganized as the Southeastern Conference at the annual SC meeting in 1932. The 10 coast members remained in the Southern Conference. Charter members of the new conference were: Alabama, Auburn, Florida, Georgia, Georgia Tech, Kentucky, LSU, Mississippi, Mississippi State, Sewanee, Tennessee, Tulane and Vanderbilt. (Sewanee withdrew in 1940, Georgia Tech in 1964 and Tulane in 1966).

The first SEC champions were crowned in 1933 in four sports (baseball, basketball, football and outdoor track). The league's inaugural championship event was a basketball tournament in Atlanta in 1933. Records show the first men's team title for cross-country was awarded in 1935, while golf and swimming were added in 1937. The league later began hosting championships in tennis (1953) and indoor track (1957).

In the 1979-80 academic year SEC championships for women were recognized in basketball, tennis and volleyball. The following year golf, gymnastics, swimming and track and field were added. The administration of women's athletics officially came under the auspices of the conference office in 1984.

The SEC currently regulates nine men's sports and 11 women's sports: Men—baseball, basketball, football, golf, swimming, tennis and track (cross country, indoor and outdoor). Women—basketball, golf, gymnastics, soccer, softball, swimming, tennis, track (cross country, indoor and outdoor) and volleyball.



SEC Commissioners

The Commissioners of the Southeastern Conference

The office of the commissioner was formed in 1940 in Jackson due to the great amount of detail work developing, especially in recruiting and eligibility. Former Mississippi Governor Martin S. Conner took office as commissioner in 1940, as an extension of the



Roy Kramer
Commissioner

authority of the presidents. Conner later became ill and the secretary of the conference, Dean N.W. Dougherty of Tennessee, served as acting commissioner during the fall of 1946.

The office moved to Birmingham with the appointment of

Bernie H. Moore as the second full-time commissioner in 1948. Moore, a former LSU coach, guided the SEC to national respect in his 18-year tenure.

A.M.(Tonto) Coleman succeeded Moore upon his retirement in 1966. The Alabama native, who was reared in Texas and was experienced in athletic coaching and administration, served six and a half years.

Dr. H. Boyd McWhorter, then Dean of Arts and Sciences at Georgia and secretary of the league since 1967, accepted the position upon the retirement of Coleman in 1972. Under his leadership the SEC experienced unparalleled growth. In McWhorter's first year the SEC distributed \$1.57 million and 14 years later (1986) the league distributed \$15 million in revenue to the member institutions.

Dr. Harvey W. Schiller, an Air Force colonel, followed McWhorter upon retirement, taking office in 1986.

Roy F. Kramer succeeded Schiller in 1990. Kramer has served on numerous NCAA committees and joined the league office after spending 12 years as athletic director at Vanderbilt. Under his leadership, the Southeastern Conference has expanded by two teams, introduced the concept of a Division I-A football playoff game and has recently signed the most lucrative television contract in the league's history.



The SEC office located in Birmingham, Alabama

The Southeastern Conference

SEC Brag Notes

- The SEC has sent 23 teams to the College World Series since 1990. That was accomplished despite no SEC teams making the field in 1992. LSU has been to Omaha eight times, while Alabama, Mississippi State and Florida have been three times each and Auburn, Georgia and Tennessee twice each.

- SEC teams have won six of the last 12 national championships, with LSU winning five (1991, 1993, 1996, 1997, 2000) and Georgia claiming the 1990 title.

- SEC teams were 46-36 since 1990 in Omaha, a 56.1 winning percentage. Not counting games against each other, the SEC has a 36-25 record in the CWS since 1990, a 59.0 winning percentage.

- The SEC has played 15 games in the "Final Four" of the College World Series since 1990, an average of 1.4 per year. Only twice, 1992 and 1994, has the SEC failed to get a team to the "Final Four" of the CWS.

- The SEC has averaged six games played per year in the College World Series since 1990. In 1997, the SEC had a team in 13 of the 14 games played in the CWS. Since 1990, an SEC team played in 71 of the 163 games played in the College World Series, an amazing 44 percent of games.

- The SEC has sent seven of its 12 schools to the College World Series since 1990 - Alabama, Auburn, Florida, Georgia, LSU, Mississippi State and Tennessee.

- Since 1990, 67 SEC squads have been invited to the NCAA Tournament, an average of 6.1 per season. In 1998, an NCAA-record seven teams were invited to play in post-season play. The SEC sent an NCAA-high six teams to post-season play in 1999 and 2000, and set a new NCAA mark in 2001 with nine teams being selected to postseason play.

- The SEC has had an NCAA-high 10 different teams compete in the 55-year history of the College World Series. In those appearances, the conference has registered a 70-72 record, a 49.3 winning percentage.

- Since 1990, 19 SEC squads have posted 50+ win seasons, while 57 have won 40+ games in a season.



- The SEC posted a 249-100 record against non-conference foes in 2001, a 71.2 winning percentage. Since 1990, the SEC has accumulated a 2781-1097-2 record against non-conference teams, a 71.7 winning percentage.

- SEC teams have also been strong in the polls. Since 1990, 52 conference teams have appeared in the final *Baseball America* poll, 57 in the final *Collegiate Baseball* poll and, since 1992, 48 in the final *Baseball Weekly* poll.



SEC Media Relations (205) 458-3000

FAX: (205) 458-3030

SEC Office

2201 Richard Arrington Blvd. North
Birmingham, AL 35203-1103

Charles Bloom, Director
Chuck Dunlap, Asst. Director



Seven SEC teams went to the NCAA Baseball Tournament in 2001.

SEC Directory



Alabama CRIMSON TIDE

www.rolltide.com

(205) 348-6084 • (205) 348-8841 - fax
University of Alabama
P.O. Box 870391
393 Paul Bryant Drive
Coleman Coliseum Room 170
Tuscaloosa, AL 35487

Larry White, Assoc. AD/SID
lbwhite@cass.ia.ua.edu
Becky Hopf, Assoc. SID
Barry Allen, Asst. SID
Roots Woodruff, Asst. SID
Brian Morgan, Asst. SID
John Hoyden, Asst. SID
Brenda Burnette, Adm. Asst.
Ann Barron, Secretary



Arkansas RAZORBACKS

www.hogwired.com

(501) 575-2751 • (501) 575-7481 - fax
University of Arkansas
P.O. Box 7777
Broyles Athletic Center, Maple St.
Fayetteville, AR 72702

Kevin Trainor, SID
ktrainor@comp.uark.edu
Robby Edwards, Asst. SID
Chris Williams, Asst. SID
Mary Lynn Gibson, Secretary



Auburn TIGERS

www.auburn.edu/athletics

(334) 844-9800 • (334) 844-9807 - fax
Auburn University
P.O. Box 351
Auburn, AL 36831-0351

Meredith Jenkins, Asst. AD/SID
heinsml@mail.auburn.edu
Chuck Gallina, Assoc. SID
Kirk Sampson, Assoc. SID
Brian Miller, Assoc. SID
Mendy Nestor, Asst. SID
Reba Gullledge, Adm. Asst.



Florida GATORS

www.gatorzone.com

(352) 375-4683 (6100) • (352) 375-4809
University of Florida
P.O. Box 14485
Gainesville, FL 32604-2485

Norm Carlson, Asst. AD/Communications
John Humenik, Asst. AD/SID
johnh@gators.uua.ufl.edu
Steve McClain, Asst. AD/SID
Leigh Torbin, Asst. SID
Greg Hotchkiss, Asst. SID
Harriette Peebles, Adm. Asst.
Brenda Frysinger, Staff. Asst.



Georgia BULLDOGS

www.georgiadogs.com

(706) 542-1621 • (706) 542-9339 - fax
University of Georgia
P.O. Box 1472
Athens, GA 30603

Claude Felton, Assoc. AD/SID
cfelton@sports.uga.edu
Tim Hix, Assoc. SID
Chris Lakos, Sr. Asst. SID
Mike Mobley, Asst. SID
Steve Rodriguez, Asst. SID
Steve Colquitt, *The Georgia Bulldog*
Karlene Lawrence, Publications Coord.
Karen Huff, Office Manager



Kentucky WILDCATS

www.ukathletics.com

(859) 257-3838 • (859) 323-4310 - fax
University of Kentucky
23 Memorial Coliseum
Lexington, KY 40506-0019

Brooks Downing, Intercollegiant SID
Tony Neely, SID
tneely@pop.uky.edu
Susan Lax, Asst. SID
Rena Vicini, Asst. AD/Publications
Joyce Baxter, Adm. Asst.



LSU TIGERS

www.LSUsports.net

(225) 578-8226 • (225) 578-1861 - fax
LSU Athletic Administration Bldg.
P.O. Box 25095
Baton Rouge, LA 70894

Michael Bonnette, SID
mbonnet@lsu.edu
Kent Lowe, Sr. Assoc. SID
Fred Demarest, Assoc. SID
Bill Franques, Assoc. SID
Melissa Reynaud, Assoc. SID
Jason Feirman, Publications Coord.



Ole Miss REBELS

www.olemisssports.com

(662) 232-7522 • (662) 232-7006 - fax
University of Mississippi
P.O. Box 217
University, MS 38677

Langston Rogers, Asst. AD/SID
lrogers@olemiss.edu
Lamar Chance, Assoc. SID
Rick Stupak, Asst. SID
Kim Ling, Asst. SID
Kyle Campbell, Asst. SID
Katy Longergan, Asst. SID
Kerry Cruse, Secretary



Mississippi State BULLDOGS

www.mstateathletics.com

(662) 325-2703 • (662) 325-2563 - fax
Mississippi State University
P.O. Box 5308
Mississippi State, MS 39762

Mike Nemeth, Asst. AD/SID
nemeth@athletics.mstate.edu
David Rosinski, Assoc. SID
John Cade, Asst. SID
Carla Millard, Asst. SID
Joe Dier, Asst. SID
Todd Anderson, Asst. SID
Anne Cooke, Adm. Secretary
Diane Keith, Adm. Secretary



South Carolina GAMECOCKS

www.uscsports.com

(803) 777-7987 • (803) 777-2967 - fax
University of South Carolina
1300 Rosewood Drive
Columbia, SC 29208

Kerry Tharp, Asst. AD/SID
kerryt@gwm.sc.edu
Brian Binette, Publications Director
Cheryl Harden, Asst. SID
Julie St. Cyr, Asst. SID



Tennessee VOLUNTEERS

www.utsports.com

(865) 974-1212 • (865) 974-1269 - fax
University of Tennessee
P.O. Box 15016
Knoxville, TN 37901-5016

Bud Ford, Asst. AD/SID
bford@utk.edu
Jeff Muir, Asst. SID
Craig Pinkerton, Asst. SID
Tom Mattingly, Publications
Susie Treis, Secretary
Amy Springer, Secretary



Vanderbilt COMMODORES

www.vucommodores.com

(615) 322-4121 • (615) 343-7064 - fax
Vanderbilt University
P.O. Box 120158
Nashville, TN 37212

Rod Williamson, Assoc. AD
rodney.h.williamson@vanderbilt.edu
Tammy Bocclair, Asst. SID
Brent Ross, Asst. SID
Larry Leather, Asst. SID
Andre Foushee, Asst. SID

Tiger Baseball Alumni Foundation



The annual Alumni Game matches the current LSU team against a squad of former Tigers who are active in pro baseball.

The Tiger Baseball Alumni Foundation is a unique group of former players, coaches, trainers and team managers who work year-round in organizing functions for alumni of the LSU Baseball program. The TBAF is the only one of its kind in the country involved with a college baseball program. The long-term purpose of the foundation can best be described by its mission statement:

The Tiger Baseball Alumni Foundation recognizes the contributions of LSU Baseball players and coaches, past, present and future.

We acknowledge the rich tradition of values in the LSU Baseball program. The Foundation seeks to pass along to future students and athletes the sense of community, the sense of family, the element of teamwork and the camaraderie learned as members of the LSU Baseball program; and, to further commit to Louisiana State University our loyalty and appreciation.

The TBAF was formed in the fall of 1994 with the goal to support the baseball team financially by working closely with the current and future coaching staffs to ensure that the quality of the facilities and other facets of the LSU Baseball program are the envy of every college baseball program in the nation.


The TBAF plays host to an Alumni Weekend for its members which includes a golf tournament and an alumni game in Alex

Box Stadium. With the professional baseball success of some TBAF members, the alumni event is a treat for the fans as well, as current major and minor leaguers compete in the games.

The TBAF goes to great lengths to make sure that all of those who are eligible for

membership in the organization receive the opportunity to participate in alumni events.

All former LSU baseball players, coaches, managers and trainers are encouraged to join the Tiger Baseball Alumni Foundation. For more information, contact the LSU Baseball office at (225) 578-4148.



Over 100 former players and coaches from five different decades of LSU baseball participate in the alumni weekend festivities.

2002 Coaches Committee

The LSU Baseball Coaches Committee is proud to be a part of the Tiger Baseball Program. The group is comprised of men and women who have joined together to support college baseball's No. 1 program. Coaches Committee funds have assisted the baseball program in purchasing equipment and making numerous improvements to Alex Box Stadium. An annual contribution of \$200 gives fans an opportunity to be closely involved with the success of LSU Baseball. For information on joining the Coaches Committee, call the LSU Baseball office at (225) 578-4148.

Joseph Accardo
Lou Achee
Richard D. Anderson
Jack Andonie
John A. Arbour
Keith J. Arceneaux
Bobby G. Argrave
Paul Arst
Dennis Aucoin
Randy Aucoin
William T. Austin
Richard J. Babin
John L. Bahlinger
Joe Balestra
George Ballard
Russell Bankston
Rick Barrios
Bill Barton
Donald Bearden
Henry J. Bearmann Jr.
Frances W. Beck
Albert I. Bellott
James W. Bennett
Phillip M. Bennett Jr.
Lee M. Berg
Sandy Bertman
Robert C. Betz Jr.

John R. Beyl
Jerry T. Biggs
Gordon Bitterwolf
Bryce B. Blades
Forrest J. Blades
Dean P. Blanchard
Gerald P. Blanchard
Barry Blumberg
Robert Blumberg
Matt Blunt
Howard Bolton
Ronny Bonnecaze
Irion Bordelon
George Boudreaux
Roland Boudreaux
Millard Bourgeois
Hart Bourque
Sid Bowden
Donald E. Bradford
Hudgens Braud
Jack Breaux
Elizabeth Breazeale
Jim Breeden
Tom Brian, DVM
David H. Broussard
Gil Broussard
Brenda Brown

Jeff Brown
John O. Brown
Hugh W. Buckingham
Dr. M.J. Bullock Jr.
Juliet T. Burgess
Fred Burley
Pete Bush
Warren Byrd
Betty Lou Cain
John P. Calmes
Steve A. Campo
Phillip Cancilleri
L.W. Cary
Dr. Joseph Cefalu
Nicholas Cefalu Jr., MD
Ronny Champlin
Don Chaney
Chris S. Cimo
Charles F. Cockfield
Anthony Collier
John Collins
Bonzo Comeaux
Dr. Mike Coogan
Doug Cossman
F. Baron Craft
Vicki M. Crochet
Lora B. Cross
Frank Culotta
Mark A. Daily
Willis M. Daniel
Danny Daniel Jr.
Danny Daniel Sr.
Michael J. David
Jerry Davis
Peter Davis
Brian Dearing
Wayne Decoteau
Kevin Denoux
Dick Derbes
John T. Desselle
Michael Determann
Norman A. Deumite
Melvin P. Devall
Gerald Didier
James C. Dixon
Michael Donahue
James M. Dousay
Marvin Dugas
Robert W. Dugas
Mark Dupree
Brian N. Dyess
Mary Frey Eaton
Jerry Eggert

Ernest Eldred
Edwin A. Ellinghausen
Suzanne P. Elmer
Mike Erwin
Tony Ezernack
Lester B. Falgoust
Doris Falkenheiner
Dan Faulk
Robert E. Feldman
Vince A. Ferachi
William O. Flowers Jr.
Fred B. Fluitt III
Bobby Fontenot
Cary G. Fontenot
Emery J. Fontenot
Mark Freeman
Dr. W.E. Furniss
Doug Garland
Glynn Gautreau
Leonce Gautreaux
Joe Gerdes
A.K. Germany
Donald Ghery
J.C. Gilbert
Kenneth Gill
Wally Gladney
Johnny Glover
Donald G. Gonzalez
S.A. Gordon
Louis J. Green
Les Griffon
James M. Grimes
Frank S. Guarisco
Nicole M. Guerin
Chris Guillot
Billy Guitreau
Don Gustafsson
Gene C. Hadlock
John Haefner
Buddy Hair
Skinny Hall
R. Bruce Hammatt
Richard M. Haydel
Anita Haywood
Clay Hedberg
Brent Hedges
Ron Hellyer
H.W. Helmer
Al Hermann
Mark Hermann
Bob Hester
John L. Hillman
Conville Hobgood

Jay Hogue
Jensen Holliday
Woodrow Holloway
Frank Holthaus
William Huber
Jackson Huff
James D. Hughes
Terry Irby
Ronald Jackson
Boyd Jeffers
Bush Joffrion
Howard M. Jones
Binky Julian
Marjorie A. Keigley
Dave Kelly Jr.
John E. King
Robert A. King
Delos Knight
Donnie E. LaCombe
Keith Lancaster
Hal Lancon
John C. Langlois
Cammie Lapenas
Aubrey J. Laplace
Lloyd Laudermill
Pat Leaumont
Dr. Charles A. LeBlanc
Ronald C. LeBlanc
Terry Leblanc
Robert LeBoeuf
Bob Leitner
David J. LeRay
Charles J. Lessard
Mark W. Levert Jr.
Doug Levet
Stephen M. Lindsey
Richard Lipsey
Susan Lipsey
Dr. Joe Liuzzo
Thomas M. Lockwood
James Lowe
Johnny R. Luneau Sr.
Randy Maddox
Jim Malmberg
David C. Manship
Tony Marabella
Dr. George Maruschak
Dave Mathes
Bill Mathews
Arless McClendon
Michael McDaniel
Dan B. McGrew
Sam J. McGrew



ESPN interviewer and Las Vegas personality Roy Firestone performed his sports-oriented variety show as part of a fund-raiser sponsored by the Coaches Committee on December 11, 1998.

Coaches Committee



Hall of Fame manager Tommy Lasorda served as master of ceremonies for LSU Baseball Celebrity Fun-tastic Night II, a fund-raising event sponsored in 1992 by the Coaches Committee.

Dean McKee
Andrew McLindon
Bob Meade
Frank W. Middleton III
Mrs. Jane Middleton Jr.
Vernon P. Middleton
Huland Miley
Jack Miller
Brett Millet
Mark A. Monroe
A. T. Montagnino Jr.
Ken Montgomery
Leah C. Moore
Hillar C. Moore III
Thomas J. Moran
Malcolm B. Moreau
Harry Morel
Clovis Morrison
Steve Muckleroy
Mrs. Jessie S. Mulkey
John E. Murphy Jr.
Chrystal Musgrove
Ina Navarre
Steve O'Brien
Marvin D. O'Neal
Mike O'Neal
Dirk Ory, M.D.
Joel Ory
Bill Ourso
V.J. Paola
Charles Parker
Carl W. Peavy
Greg Peck
Bill Pecue

Allen Penniman Jr.
Tony Pennison
Diana Penton
Charles P. Perrault
Eric O. Person
Roy A. Pickren
Neal T. Poche
Larry Pontiff
Loyson Porta
Arthur Pourciau
Burnell H. Powell
Phil Prejean
James D. Prescott
Lucy Priddy
Eddie Pullaro
Scott Purdin
Frank B. Ragsdale
Evelyn C. Railler
Sam Raney
Robert J. Raziano
Dr. Gene Reagan
Patrick L. Rettig
Les Reynolds
Dee Richard
Charles G. Richardson
Timothy R. Ricketts
J. William Rimes
Calvin L. Robbins
E.D. Roberts
Ken Roberts
John Robertson
Robert L. Roland
Michael Romeo
Michael W. Roppolo

James Rothkamm
Ken Russell
Gerard Ruth
Michael Ruth
Jay Sartin

Mittie Schiele
Kurt W. Schlotterer
J.D. Scott
Louis Selig Jr.
Mike Serio
Becky Simmons
Joseph Simmons
Jay Simon
Fred Smith
Malcolm G. Smith
Robert L. Smith
Glenn Sotile
Dr. Robert St. Amant
Brian Stagg
Carol Steele
Charles L. Steele
Wendy R. Stewart
J.K. Stringer
Dr. Marvin Stuckey
Richard M. Sturlese
Johnny R. Suchy
Sonny Suggs
Morris Summers
Dennis L. Switzer
Dr. Robert Taylor
Sterling Temento
Jim Terrell
Bobby Theriot
Herman Thibodeaux
Michael Thibodeaux
Phillip C. Thibodeaux
Dr. J.C. Thompson
Dr. Fred Tillery
Tim Toler

Stephen M. Tope
Robert C. Tucker
Katie Vance
Douglas Varnado
Perry Verret
Sheldon L. Vice
Michael Vincent
Dennis J. Walczak
Alex "Brick" Wall
Richard L. Wall
Alan Wallace
Bob Waltman
Steve Ward
Buddy Webre
Lynn J. Webre Jr.
Marion L. Welch
Rita Werner
W. Leonard Werner
Glynn West
Victor F. Weston
Jean S. Wilcox
Chauvin Wilkinson Jr.
Terry Williams
B. Lehman Williamson
R. Woodrow Wilson Jr.
Stephen Wilt
Railler Wiltz
Pat Womack
Martin Woodin
Woody Woodrow
Ernie P. Wroten
Thomas R. Wunderlich
Susan Yeomans
David Ziober



Coaches Committee funds assisted in the renovation of the LSU locker room.

LSU Athletics Notebook



2001 Men's Indoor Track & Field NCAA Champions

Last season proved to be another outstanding year for LSU athletics as the Tigers claimed their 36th national championship (men's indoor track and field) as well as their 100th Southeastern Conference title (softball). In all, 12 of LSU's 20 sports finished the year ranked among the top 25 teams in the nation.

- The men's indoor track and field team claimed its first national title, winning the event on the last race in Fayetteville, Ark. The national title gave coach Pat Henry 21 for his career, second in NCAA history.
- The softball team advanced to the Women's College World Series for the first time in school history. LSU had wins over Iowa and defending national champion Oklahoma to finish third nationally. The softball team also won the SEC title for the third straight year and pitcher Britni Sneed was named SEC Player of the Year.
- The men's tennis team reached the round of 16 at the NCAA Championships, while the men's golf team advanced to the NCAA Regionals for the first time in three years.
- The women's golf team, behind a third place finish from Katy Harris, finished 12th at the NCAA Championships.
- The women's basketball team tied for third in the SEC and reached the second round of the NCAA Tournament.
- The baseball team advanced to the Super Regional round of the NCAA Tournament.

Academic Center for Athletes

The Academic Center for Athletes is responsible for overseeing the educational development and progress toward graduation of all LSU student-athletes. A liaison between the athlete and the academic communities, the Center insures that student-athletes comply with academic rules established by the university, the SEC and the NCAA.

The staff also coordinates academic programs designed to assist student-athletes in obtaining a quality education.

The Center is currently undergoing a multi-million dollar renovation that will give LSU student athletes the opportunity to learn in one of the nation's finest academic support centers.

All-Sports Success

LSU's athletic program has traditionally been strong throughout all of its varsity sports and has fielded nationally-competitive teams in most of its sports.

A total of 14 of LSU's 20 athletic teams finished their seasons ranked in the nation's top 25 for their respective sports during the 2000-01 athletic year, and of those, six finished in the top 10. Only six of LSU's 20 sports were not ranked in 2000-01.

LSU has won 100 Southeastern Conference championships in all sports and has claimed 36 national titles.

Athletics as a Business

Athletics is mistakenly thought of as merely entertainment. In fact, the total revenues of over \$21 million generated annually by the Athletic Department is:

- twice that of the sales of an average manufacturing plant in Louisiana
- twice the volume of an average food processor
- and about seven times more than the typical apparel plant in the state



More than 1.1 million fans saw LSU athletes compete in 2000-2001.

Attendance

LSU teams draw some of the largest crowds in all of college athletics:

- More than 1.1 million fans watched LSU athletics in all 20 sports during the 2000-01 athletic year.
- Over the last 10 years, LSU football attendance has averaged over 70,000 fans per game. In 2000, LSU set a school-record by averaging over 87,000 fans a contest, a number that ranked fifth nationally. LSU's average of 87,000 fans a contest makes Tiger Stadium, on a Saturday night, more populated than 50 of Louisiana's 64 parishes.
- LSU baseball set the standard in college baseball for attendance again in 2001 as nearly 300,000 fans watched the Tigers play at Alex Box Stadium in regular and post-season play.

CHAMPS Program

LSU sponsors a fully-funded life skills program for student-athletes. The program is called CHAMPS, an acronym for Challenging Athletes Minds for Personal Success. Under the CHAMPS program, LSU sets up a number of projects and workshops that aid student-athletes in addressing day-to-day living situations, handling stress, and preparing for post-college life.



Under the CHAMPS program, LSU also establishes community service projects in which student-athletes organize and participate. The LSU CHAMPS program sponsors an annual Halloween "Boo-Zar" on campus. The boozar is a trick-or-treat night in the LSU Field House in which athletes from all sports distribute candy to Baton Rouge area children. The event is designed to give parents and children a fun and safe place to participate in Halloween activities.

Each athletic team participates in CHAMPS workshops which educate them in life skills and per:

Community Involvement

Because of the athletic facilities, LSU is able to attract many events and community in both public relations and past hosted such events as the Na Sports Festival (now called the Olympic Festival) and the International Special Olympics. Last Summer, LSU hosted the US Senior Olympics and in the past has hosted the US Junior National Track & Field Championships.

The LSU campus is annually the site of high school track and field championships, bringing to campus thousands of young people and their parents. LSU will host the 2002 NCAA Outdoor Track and Field Championships at Bernie Moore Stadium.



Tiger football players sign autographs at the annual Boo-zar.

Concessions

Tiger Concessions is an in-house operation of the Athletic Department. By having concessions, LSU has optimal control of a major profit center for the school as well as better control over production for the customer.

At each LSU football game, the following is sold: bags of ice, 13,000 hot dogs, 59,000 candy bars and 10,000 orders of

LSU also contributes generously to the Baton Rouge area. In the 1996-97 fiscal year, LSU spent \$1.5 million on construction expenditures. This money was used to improve the economy, stimulating spending on services, retail trade, wholesale trade products, fabricated metal products,

Sponsorship

LSU has an innovative and profitable corporate sponsorship program which provides sponsors with notional avenues and a high-profile presence with LSU Athletics in exchange for The corporate sponsorship program generates \$3 million annually for the department.

Impact

LSU has a tremendous impact on the economy of the Baton Rouge area. LSU sporting events bring revenue to the Baton Rouge economy, not only from the area, but throughout the southeast. According to LSU economics professor Loren Brown, LSU Athletics generates \$109 million in revenue for the Baton Rouge community, another \$42 million for the state, and supports over 2,400 jobs in the

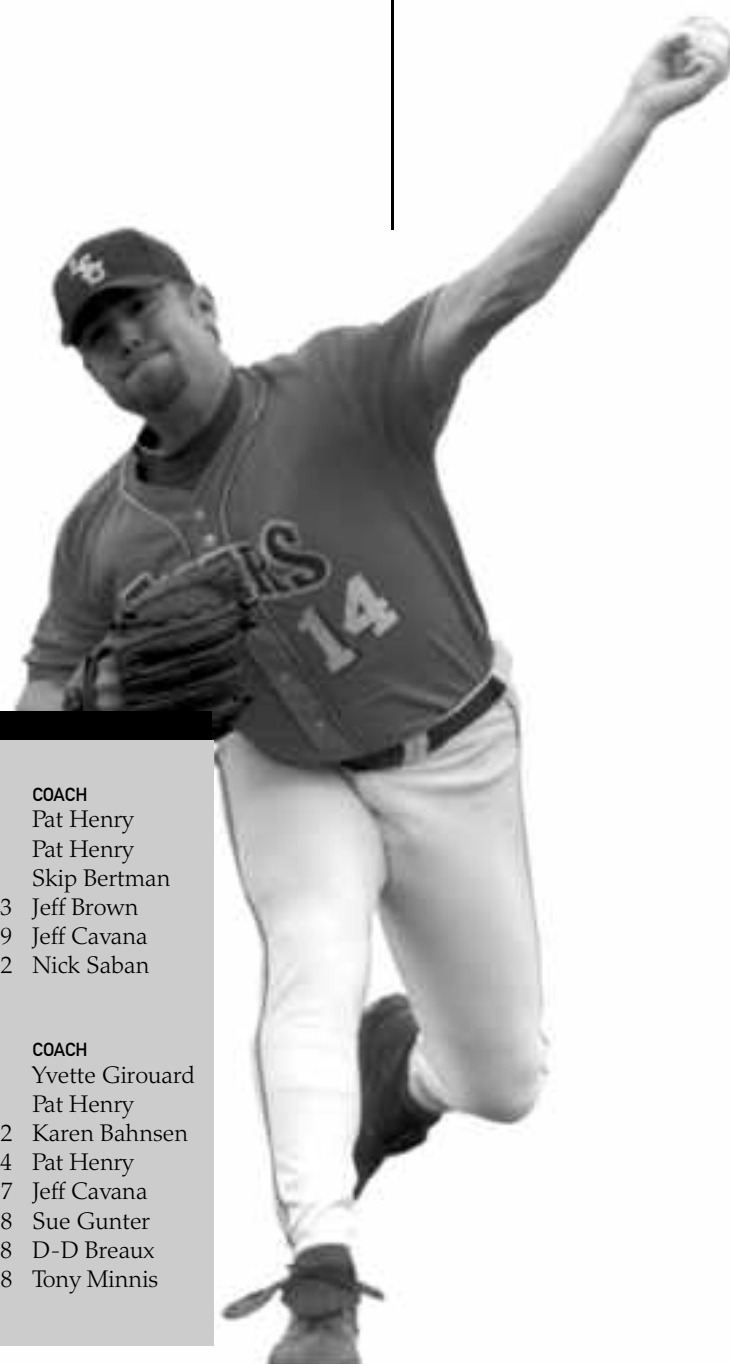
2000-2001 National Rankings

Men

TEAM	RANK	COACH
Indoor Track and Field	No. 1	Pat Henry
Outdoor Track and Field	No. 5	Pat Henry
Baseball	No. 9	Skip Bertman
Tennis	No. 13	Jeff Brown
Swimming and Diving	No. 19	Jeff Cavana
Football	No. 22	Nick Saban

Women

TEAM	RANK	COACH
Softball	No. 3	Yvette Girouard
Outdoor Track and Field	No. 6	Pat Henry
Golf	No. 12	Karen Bahnsen
Indoor Track and Field	No. 14	Pat Henry
Swimming and Diving	No. 17	Jeff Cavana
Basketball	No. 18	Sue Gunter
Gymnastics	No. 18	D-D Breau
Tennis	No. 28	Tony Minnis



LSU Athletics Notebook

Top Tigers in 2000-2001

LSU's National Team Championships in 2000-01
NCAA Men's Indoor Track and Field Champions

LSU's SEC Team Championships in 2000-01

SEC Softball Regular-Season Champions
SEC Softball Tournament Champions



SEC Athlete of the Year



SOFTBALL
Britni Sneed



WOMEN'S TENNIS
Bruna Colosio



BASEBALL
Lane Mestepey
(Freshman of the Year)



SOFTBALL COACH OF THE YEAR
Yvette Girouard

Electronic Media

LSU operates a fully-staffed electronic media department which produces television coaches shows, radio broadcasts of football, men's and women's basketball, baseball, and softball games and radio coaches shows. It also provides a weekly satellite feed to statewide television stations and major television networks such as ABC, CBS, NBC and ESPN for optimum exposure of LSU athletics.

LSU has its own in-house radio studio from which all Tiger sports broadcasts originate, including all coaches call-in radio shows.

LSU has been a pacesetter in the broadcast of women's sports programming, originating soccer and softball broadcasts from SEC championship events before any other league school.

Finances

The LSU Athletic Department is a totally self-sufficient auxiliary of the University. No state tax dollars are used to finance LSU athletics. All money spent by the Athletic Department is generated by the department through ticket sales, corporate sponsorships, radio and television revenue, the Tiger Gift Center and concessions, and is supplemented through revenue-sharing resulting from LSU's membership in the Southeastern Conference.

Individual Athletes

Year in and year out, LSU boasts some of the most renowned athletes in all of college athletics.

2000 NBA Most Valuable Player and worldwide entertainment superstar Shaquille O'Neal delighted Tiger basketball fans for three seasons. PGA Champion David Toms played for the Tigers in the late 1980s, while Major League Baseball standouts Todd Walker, Paul Byrd and Lyle Mouton learned their trade at Alex Box Stadium.

Sometimes overlooked are some of the finest female athletes in the country in their respective sports: golfer Katy Harris, softball All-American Britni Sneed and women's basketball All-American Marie Ferdinand dazzled LSU fans last season.

Job Placement

Is there life after college athletics? LSU is helping top answer that question with a job placement program as part of the Ninth Semester Program. LSU works closely with the Career Placement Center on campus as well as professional recruiting services to offer advice to athletes on entering the job market upon graduation.

LSUsports.net

Thanks to the Internet, LSU fans across the world can follow the Tigers on a daily basis at LSU's website, LSUsports.net. All LSU sporting events broadcast on the radio are also carried on LSUsports.net. In addition, LSU coaches shows, both radio and television, are broadcast over LSU's website. Other features of LSUsports.net include biographical information on every LSU athlete and coach, statistical information on all Tiger sports team as well as daily news releases pertaining to LSU athletics.

Mike the Tiger

One of the most visible and popular visiting spots on the LSU campus is Mike the Tiger's cage in front of the Pete Maravich Assembly Center. It serves as home to LSU's live Bengal tiger mascot, Mike V. His home includes a concrete area containing a pool and grassy expanse, equipped with a tiger-sized wooden scratching post and a climbing platform. In addition, there is an indoor home into which he can retreat to avoid inclement weather, and a large window allows his fans to view him even when he is indoors.



National Championships

LSU has won 36 national championships in its athletic history, more than any other school in the prestigious Southeastern Conference.

- LSU's national championships have come in men's basketball (1935), boxing (1949), football (1958), men's golf (1940, 1942, 1947, 1955), men's outdoor track & field (1933, 1989, 1990), men's indoor track & field (2001), women's indoor track & field (1987, 1989, 1991, 1993, 1994, 1995, 1996, 1997), women's outdoor track & field (1987, 1988, 1989, 1990, 1991, 1992, 1993, 1994, 1995, 1996, 1997, 2000) and baseball (1991, 1993, 1996, 1997, 2000).

National Awards

LSU has had one winner each of the Heisman Trophy, Adolph Rupp Award and Golden Spikes Award, the premier individual awards in football, basketball and baseball. The Heisman Trophy, given annually to college football's best player, was won by Billy Cannon in 1959. The Adolph Rupp Award, which goes to college basketball's top player, was won by Shaquille O'Neal in 1991. The Golden Spikes Award, given to college baseball's most outstanding player each year, was won by Ben McDonald in 1989.

Radio Network

The LSU Radio Network is one of the best known nationwide because of the powerful signals of WWL-Radio in New Orleans, which covers the southeast, north and northeast United States, and KWKH-Radio in Shreveport, which covers the south and southwest United States. There are currently over 40 stations on the LSU Sports Network.

The LSU Radio Network produces game broadcasts in football, men's and women's basketball, baseball and softball, coaches shows in football, men's and women's basketball and baseball, and a weekly half-hour talk show, "Tiger Talk," which can be heard throughout Louisiana.

LSU was one of the pioneers in Internet broadcasting, and now LSU sporting events can be heard all over the world on the Internet at LSUsports.net.

Stadiavision

At all LSU football games in Tiger Stadium, basketball games at the Pete Maravich Assembly Center and baseball games at Alex Box Stadium, live action is shown on monitors near concession stands and restrooms so fans won't miss the action in progress.

Tiger Athletic Foundation

The Tiger Athletic Foundation is an independent, private and non-profit fund raising organization that exists to support LSU athletics. Friends and supporters of the University are asked to contribute funds so that LSU athletic facilities may be improved and scholarship costs for athletes may be partially underwritten. TAF conducts an annual campaign, while also offering scholarship endowments from which earnings are applied to scholarship endeavors of LSU athletes on a perpetual basis. Presently, 15 Tiger Athletic Foundation satellite chapters are operating over three states.

Tiger Gift Center

LSU operates a fully-stocked merchandise store within Tiger Stadium that gives fans a wide array of LSU clothing and memorabilia. The Gift Center is open on football, basketball and baseball game days for fans' convenience. A new satellite Gift Center near Mike the Tiger's cage is now open for added customer convenience. The Tiger Gift Center also went worldwide during the 2000-01 season as LSU merchandise can now be purchased from anywhere in the world on LSU's website, LSUsports.net.

University Involvement

LSU continues to produce profits in its athletic department, despite generally difficult economic times for college athletic programs.

Athletics has contributed over \$7 million to the academic side of the University in the last 10 years. In 1994-95, athletics contributed \$100,000 to the LSU Libraries to assist in buying books and other materials necessary to keep LSU's library system among the finest in the nation, and in 1996 generated over \$30,000 by dedicating all ticket sales from the Spring Football Game to the libraries.

After the 1988-89 fiscal year, LSU Athletics donated \$2 million to the general fund of the University to help offset projected losses. LSU Athletics has also donated sizeable amounts of money to fund professorships and provide for repairs in academic facilities.

Women's Athletics

LSU boasts of one of the finest women's athletics programs in the nation with virtually every program competitive on a national level. LSU again had one of its finest years ever in women's athletics in 2000-01.

- The softball team won the Southeastern Conference title for the third straight year and advanced to the Women's College World Series for the first



LSU Athletics Notebook

time, finishing third in the event.

- The basketball team finished third in the SEC and advanced to the second round of the NCAA Tournament.

- The golf team, behind a third place national finish by Katy Harris, placed 12th in the nation.

- The women's track and field team finished sixth nationally at the NCAA Outdoor Meet.

National Team Championships (36)

MEN'S BASKETBALL (1)	1935
BOXING (1)	1949
FOOTBALL (1)	1958
MEN'S GOLF (4)	1940, 1942, 1947, 1955
MEN'S INDOOR TRACK (1)	2001
WOMEN'S INDOOR TRACK (8)	1987, 1989, 1991, 1993, 1994, 1995, 1996, 1997
MEN'S OUTDOOR TRACK (3)	1933, 1989, 1990
WOMEN'S OUTDOOR TRACK (12)	1987, 1988, 1989, 1990, 1991, 1992, 1993, 1994, 1995, 1996, 1997, 2000
BASEBALL (5)	1991, 1993, 1996, 1997, 2000

SEC Team Championships (101)

BASEBALL (12)	1939, 1943, 1946, 1961, 1975, 1986, 1990, 1991, 1992, 1993, 1996, 1997
MEN'S BASKETBALL (8)	1934-35, 1952-53, 1953-54, 1978-79, 1980-81, 1984-85, 1990-91, 1999-2000
FOOTBALL (8)	1935, 1936, 1958, 1961, 1970, 1986, 1988, 2001
MEN'S GOLF (15)	1937, 1938, 1939, 1940, 1942, 1946, 1947, 1948, 1953, 1954, 1960, 1966, 1967, 1986, 1987
WOMEN'S GOLF (1)	1992
GYMNASTICS (1)	1981
MEN'S SWIMMING (1)	1988
MEN'S TENNIS (4)	1976, 1985, 1998, 1999
MEN'S INDOOR TRACK (4)	1957, 1963, 1989, 1990
WOMEN'S INDOOR TRACK (10)	1985, 1987, 1988, 1989, 1991, 1993, 1995, 1996, 1998, 1999
MEN'S OUTDOOR TRACK (22)	1933, 1934, 1935, 1936, 1938, 1939, 1940, 1941, 1942, 1943, 1946, 1947, 1948, 1951, 1957, 1958, 1959, 1960, 1963, 1988, 1989, 1990
WOMEN'S OUTDOOR TRACK (8)	1985, 1987, 1988, 1989, 1990, 1991, 1993, 1996
SOFTBALL (3)	1999, 2000, 2001
VOLLEYBALL (4)	1986, 1989, 1990, 1991

LSU's First Team All-SEC Performers in 2000-01

BASEBALL - Lane Mestepey (pitcher), Mike Fontenot (second base), Wally Pontiff (third base)

WOMEN'S BASKETBALL - Marie Ferdinand (guard)

FOOTBALL - Josh Reed (wide receiver), Josh Booty (quarterback), Louis Williams (center), Robert Royal (tight end)

WOMEN'S GOLF - Katy Harris, Meredith Duncan

MEN'S GOLF - Alan Morgan

WOMEN'S INDOOR TRACK AND FIELD - Muna Lee (200-meter dash), Sa'Donna Thornton (60-meter dash), Bianca Rockett (triple jump)

MEN'S INDOOR TRACK AND FIELD - Walter Davis (long jump and triple jump), Alleyne Francique (4x400-meter relay), Robert Parham (4x400-meter relay), Lueroy Colquhoun (4x400-meter relay), Pedro Tunon (4x400-meter relay)

WOMEN'S OUTDOOR TRACK AND FIELD - Muna Lee (100-meter dash, 200-meter dash), Sa'Donna Thornton (4x100-meter relay), Ronetta Smith (400-meter dash), Chenelle Marshall (long jump)

meter dash), Myra Combs (long jump)

MEN'S OUTDOOR TRACK AND FIELD - Walter Davis (long jump and triple jump), Alleyne Francique (4x400-meter relay), Robert Parham (4x400-meter relay), Lueroy Colquhoun (4x400-meter relay), Pete Coley (4x400-meter relay), Claston Bernard (decathlon)

WOMEN'S SWIMMING AND DIVING - Ashley Culpepper (diving), Jaime Watkins (diving), Mandy Leach (butterfly)

MEN'S SWIMMING AND DIVING - Corey Fox (diving), Erik Petursson (diving)

WOMEN'S TENNIS - Bruna Colosio

MEN'S TENNIS - Ajay Ramaswami

SOFTBALL - Britni Sneed (pitcher) Stephanie Hastings (shortstop)



LSU's First Team All-America Performers in 2000-01

WOMEN'S BASKETBALL - Marie Ferdinand

WOMEN'S GOLF - Katy Harris

WOMEN'S INDOOR TRACK AND FIELD - Muna Lee (200-meter dash), Ronetta Smith (400-meter dash and 4x400-meter relay), Stephanie Durst (4x400-meter relay), Myra Combs (4x400-meter relay), Xyllena Lynch (4x400-meter relay)

MEN'S INDOOR TRACK AND FIELD - Walter Davis (long jump and triple jump), Alleyne Francique (400-meter dash and 4x400-meter relay), Robert Parham (4x400-meter relay), Lueroy Colquhoun (4x400-meter relay), Pedro Tunon (4x400-meter relay), Marcus Thomas (triple jump)

WOMEN'S OUTDOOR TRACK AND FIELD - Muna Lee (100-meter dash, 200-meter dash, 4x100-meter relay), Myra Combs (200-meter dash and 4x100-meter relay), Stephanie Durst (4x100-meter relay), Sa'Donna Thornton (4x100-meter relay), Ronetta Smith (400-meter dash), Chenelle Marshall (long jump)

MEN'S OUTDOOR TRACK AND FIELD - Walter Davis (long jump and triple jump), Alleyne Francique (400-meter dash and 4x400-meter relay), Robert Parham (4x400-meter relay), Lueroy Colquhoun (4x400-meter relay), Pete Coley (4x400-meter relay)

WOMEN'S SWIMMING AND DIVING - Ashley Culpepper (diving), Jaime Watkins (diving), Michelle Coryell (diving)

MEN'S SWIMMING AND DIVING - Corey Fox (diving)

WOMEN'S TENNIS - Bruna Colosio

MEN'S TENNIS - Ajay Ramaswami

SOFTBALL - Britni Sneed

Director of Athletics Skip Bertman

Skip Bertman

Director of Athletics

J. Stanley "Skip" Bertman was named LSU's athletics director on January 19, 2001, succeeding Joe Dean, who finished his 14-year term as A.D. on Dec. 31, 2000. Bertman, who completed a brilliant 18-year career last June as LSU's head baseball coach, served both as athletics director and head coach during the 2001 baseball season before assuming the full-time role as A.D. last August.

With Bertman, LSU gains an athletics director who can provide the leadership and experience necessary to manage the Tigers' nearly \$35 million athletic budget. He is one of the most respected people in the Baton Rouge community and throughout the state of Louisiana. His talent as a fund-raiser and businessman, as well as a public relations mastermind, developed the LSU baseball program into the best in the nation.

One only has to look at what Bertman has accomplished with the Tiger baseball program over the last 18 years to see he brings all the tools necessary to direct LSU's 20-sport athletic department.

Bertman guided LSU to five NCAA titles, including back-to-back championships in 1996 and 1997. His teams drew huge crowds to venerable Alex Box Stadium, as LSU led the nation in attendance in each of his final six seasons (1996-2001). Bertman's unyielding desire to succeed drove him to the pinnacle of his profession, and his astute knowledge of the game -- obtained from over 40 years of coaching -- combined with his steadfast determination and irrepressible enthusiasm transformed LSU Baseball into the nation's premier program.

Those same characteristics will carry over to the athletics director's chair, where Bertman has inherited a program considered to be one of the best in the country.

Bertman, 63, guided the baseball Tigers to a 870-330-3 (.724) record in his 18-year tenure, including the 1991, 1993, 1996, 1997 and 2000 NCAA titles, 11 College World Series appearances and Southeastern Conference championships in 1986, 1990, 1991, 1992, 1993, 1996 and 1997. He was named National Coach of the Year on six occasions -- 2000, 1997, 1996, 1993, 1991 and 1986, and he served as head coach of the 1996 U.S. Olympic team which captured the bronze medal in Atlanta.

In a *Baseball America* poll released in January, 1999, Bertman was voted the second greatest college baseball coach of the 20th century, trailing only Rod Dedeaux of Southern California. LSU was voted No. 3 in a poll of the greatest college baseball pro-



photo by Will O'Halloran

grams of the century.

LSU is one of only three schools to win five NCAA championships, and the Tigers are one of only 10 teams to have made 11 College World Series appearances. Bertman and Dedeaux are the only coaches to win five CWS titles, and LSU (1990s) and Southern California (1970s) are the only schools to win four championships in one decade.

Bertman mastered the art of winning big games throughout his career, guiding the Tigers to a 21-4 record in championship games in NCAA post-season play. That mark includes all NCAA Regional, NCAA Super Regional and College World Series championship contests. Bertman also directed LSU to the highest all-time NCAA Tournament winning percentage with a 89-29 (.754) record.

Bertman led LSU to its fifth national title in 2000, as the Tigers recorded a 52-17 mark, including a perfect 13-0 post-season record. LSU won the SEC Tournament with four straight wins, and the Tigers raced to a 9-0 mark in the NCAA Tournament. The Tigers captured the national title with a thrilling 6-5 win over Stanford in the CWS championship game, as LSU scored four runs in the last two innings to overcome a 5-2 deficit. Catcher Brad Cresse's RBI single in the bottom of the ninth inning drove home shortstop Ryan Theriot with the winning run. LSU became only the third school in NCAA baseball history to win five national championships, joining Southern California and Arizona State.

The Tigers took their first crucial step toward college baseball prominence in 1983 when Bertman was hired to pump new blood into the program. He had previously earned

stellar recognition as one of the nation's brightest assistant coaches while at the University of Miami (Fla.) for eight seasons (1976-83).

Bertman was known as the "best assistant coach in college baseball" while a member of Ron Fraser's staff at Miami, and he brought to LSU the same brand of exciting, winning baseball he helped install at UM.

Even before working at Miami, Bertman was renowned for his coaching excellence. In 11 seasons at Miami Beach High School, he directed the Hi-Tides to a state championship and two runners-up finishes. He was named Florida's Coach of the Year on three occasions.

Bertman left Miami Beach High School in 1974 to author the book, *Coaching Youth League Baseball*, funding the project out of his own resources. The book has become required reading for youth league coaches around the nation and in many foreign countries.

In 1975, Bertman went back to coaching at Miami-Dade Downtown, leaving after one season to join Fraser at Miami. The move was a homecoming of sorts, as Bertman spent his collegiate playing days with the Hurricanes as an outfielder and catcher from 1958-60. He earned his B.A. in health and physical education from Miami in 1961 and received his master's degree from UM in 1964.

Bertman and his wife Sandy are the parents of four daughters -- Jan, Jodi, Lisa and Lori. The Bertmans have two grandchildren -- Sophie Faith and Isaac Stanley, the children of Emile and Lori Bertman Guirard.

Athletics Administration



Dan Radakovich

Sr. Associate Athletics Director

Dan Radakovich enters his first year as LSU's senior associate athletics director after joining the University in May. He came to LSU after serving as director of athletics at American University in Washington D.C.

"We feel very fortunate to have someone with Dan's experience join the LSU Athletic Department," said LSU

Athletics Director Skip Bertman. "This is a new position within the athletic department and we're excited about what Dan brings to LSU. He's been an athletics director and he also spent six years as an associate athletics director at South Carolina so we are very lucky to hire Dan."

Radakovich will oversee the daily operations of the LSU Athletic Department and he will serve as Bertman's chief assistant.

Prior to his one-year stint at American University, Radakovich spent six years as the associate athletics director at South Carolina where he directed the financial operations for the Gamecocks' \$30 million athletic department budget. Radakovich also worked closely with South Carolina Athletics Director Mike McGee in laying the ground work for a new \$70 million arena being built in Columbia. He also served as the department liaison for marketing and promotional activities with Host Communications. Radakovich was also responsible for home event management as well as that of overseeing concessions, football travel and the video department.

During his tenure with South Carolina, Radakovich supervised the finances and logistics for \$33 million in facility improvements.

Radakovich served as the senior associate athletics director at Long Beach State from 1989-94. In that capacity, he managed a \$5 million budget and supervised the nationally recognized men's basketball and baseball programs. In addition, Radakovich reorganized the fund-raising operations and coordinated the production and sales of radio broadcasting packages.

Radakovich began his collegiate athletics career as the athletics business manager at the University of Miami in Coral Gables, Fla., from 1983-85. He worked in the private sector for five years before joining Long Beach State.

Radakovich, a native of Aliquippa, Pa., graduated from Indiana University of Pennsylvania in 1980 with a bachelor of science degree in finance.

Radakovich was also a football letterwinner as well as a student coach at Indiana University of Pennsylvania. He then went on to earn his master's degree in business administration from the University of Miami in 1982.

Radakovich is married to the former Marcie McDonald and the couple has two children, Christian (11) and Grant (7).



Judy Southard

**Associate Athletics Director/
Senior Women's Administrator**

Judy Southard, the director of athletics at Texas Woman's University for the past nine years, enters her first year as LSU's senior women's administrator after joining the athletic department

staff in August of 2001.

As LSU's senior women's administrator, Southard will serve as the administrative liaison to the Tigers' nationally-recognized Olympic sports teams.

While at Texas Woman's University, Southard initiated a corporate partnership program for the athletic department that tripled the involvement of area businesses and corporations in Pioneer athletics. Southard also established the TWU Intercollegiate Athletics Hall of Fame and she played a key role in the addition of softball and soccer to TWU's list of intercollegiate sports. In 2000, Southard served as chair of the NCAA Division II Women's Basketball Committee.

Prior to her nine-year stint at Texas Woman's University, Southard served as head women's basketball coach at Marshall University in Huntington, W. Va., for 11 years, where she led the Lady Herd to five Southern Conference regular-season titles. During her 11 years at Marshall, Southard was named Southern Conference Coach of the Year three times and her career record of 178-130 still stands as a school record for victories. Southard also served as assistant athletics director at Marshall from 1983-1988, including a four-month period when she was interim director.

Prior to her tenure at Marshall, Southard spent three years as head coach at Tennessee-Martin and she also served for one season as an assistant coach at Tennessee. As a high school teacher from 1970-77, Southard coached both basketball and tennis, leading her West Florence High School basketball team to the South Carolina 4A state title in 1976.

A native of Columbia, S.C., Southard earned a bachelor's degree in physical education and health from Coker College in 1970 followed by a master's degree in physical education from Tennessee in 1978.



Verge Ausberry

Associate Athletics Director/Internal Operations

Former LSU football player Verge Ausberry joined the LSU Athletic Department administrative staff in August 2001 to head up Athletic Department Operations.

In his position he will be in charge of such things as Game Management, the Athletic Department's courtesy car program, the weight

room, the Dr. Martin Broussard training room and equipment rooms and video operations for the various sports on the campus.

Ausberry, from New Iberia, La., played inside linebacker for the Tigers, lettering in 1986-89. He was the leading tackler on the team in both 1988 and 1989. He was part of two Southeastern Conference championship teams (1986 under Bill Arnsparger and 1988 under Mike Archer) and played on teams that went to three bowl games: the 1987 Sugar Bowl, the 1987 Gator Bowl and the 1989 Hall of Fame Bowl. In those three years, the Tigers had a combined overall record of 27-8-1 and 16-3 in SEC games.

Although this is Ausberry's first tour of duty with the administra-

tion of the Athletic Department, he has remained very close to the LSU athletic scene in the 1990s, first serving for almost seven years as a member of LSU's highly regarded Academic Center for Athletes where he worked with many of the student-athletes, primarily dealing with LSU's football squad.

After leaving the Academic Center, he moved in July 1999 to the Tiger Athletic Foundation staff as part of LSU's fund-raising arm prior to accepting his present position.

The 34-year-old Ausberry received his Bachelor of Science degree in education in May of 1990 and his Master of Education in Administration, Supervision and certification in Child Welfare in May of 1992. He is presently a Doctoral Candidate in Higher Education Administration at LSU. He is married to the former Cheri Morial of New Orleans.

Athletics Administration



Bo Bahnsen

Associate Athletics Director/Student Services

Bo Bahnsen serves as LSU's associate athletics director for student services and is the compliance officer for the Athletic Department.

David E. "Bo" Bahnsen was promoted to associate athletics director in 1996 after serving as an assistant A.D. since 1989. He served in various capacities within the department since his graduation from LSU in 1982.

On November 1, 1989, Bahnsen was assigned his primary responsibility as NCAA compliance officer. He also manages LSU's drug testing and drug education program.

After serving as manager of the LSU basketball team as an undergraduate, Bahnsen became administrative assistant for the basketball team upon graduation in May of 1982. In July of 1987 he became administrative assistant to Athletics Director Joe Dean, overseeing the purchasing office, until his promotion in 1989.

Bahnsen, 42, was born in El Campo, Texas, and graduated from Wharton High School in 1977. He attended Wharton County Junior College for two years before transferring to LSU in 1979.

He earned the bachelor of science in physical education and is currently working on a master's in education administration.

Bahnsen is married to the former Karen Mayson, former LSU golfer and current head coach of LSU's nationally ranked women's golf team. They are the parents of Darren (11) and an Devin (9).



Jerry Blanchard

Associate Athletics Director/Facilities

Jerry Blanchard, in his position as assistant athletics director for facilities, supervises LSU's impressive athletic physical plant consisting of the playing and practice facilities for all sports.

Jerry Blanchard was appointed to the position of assistant athletics director in charge of facilities at LSU on August 15, 1997.

One of Blanchard's primary projects has been the expansion of Tiger Stadium with the addition of skyboxes and seating on the east side of the structure that increased the capacity of the stadium to over 91,600. Also on his docket are the renovation of LSU's aging but historic baseball park, Alex Box Stadium, and the renovation of Tiger Stadium's press box.

Blanchard joined the athletic department after serving almost six years as the director of the Office of Facility Development on the LSU campus. He was responsible for administering a staff of architects, engineers, landscape architects, designers, construction managers, space utilization specialists, date specialists, CAD student workers and support personnel to plan, direct and coordinate all physical facilities, design and construction for the Baton Rouge campus.

The Baton Rouge native also worked as vice president at Clements, Blanchard & Associates, Inc., APAEC in Baton Rouge from 1979-81, Barbay Associates from 1978-79, Architects One Plus, Inc., from 1977-78, Billy J. Smith Architect from 1969-77 and R.L. Bennett & Associates from 1967-69.

Blanchard, 51, attended Istrouma High School in Baton Rouge and graduated from LSU in 1973 with a degree from the College of Environmental Design, School of Architecture. When off duty, he enjoys hunting, fishing, woodworking, photography and has his private pilot's license.

Blanchard and his wife, Cindy, have three children: Jacqueline Leigh (20), Candace Lynn (19) and Samantha Lyndell (10).



Mark Ewing

Associate Athletics Director/Business

Mark Ewing, a 17-year employee of Louisiana State University, joined the LSU Athletic Department in January 2001, and serves as the department's associate athletics director for business.

Ewing came to the athletic department from LSU's Office of Budget and Planning. He served as LSU's Budget Director overseeing the development and management of the University's \$360 million operating budget.

Prior to his service at LSU, he was employed by Cajun Electric Power Cooperative where he managed accounting for the company's \$2 billion plus construction division.

As associate athletics director for business, Ewing has assumed responsibility for the athletic business operations including budget, travel, personnel, and purchasing as well as responsibility for concession operations.

Ewing, who is a native of Pointe Coupee Parish, received a Bachelor's degree in finance from LSU in 1978 and a Master's degree in public administration from LSU in 1995.

Ewing and his wife, Gail, have three children, Andrea (15), Arleen (13) and Molly Sue (9).



Rannah Gray

Associate Athletics Director/Marketing & Promotions

Rannah Gray serves as associate athletics director over marketing and promotions. She is responsible for all activities involving sales, marketing, event promotions, special promotions, advertising and ticket office operations.

Gray joined the athletic department in 1990 and served one year as director of marketing and promotions before being promoted to assistant athletics director in April of 1991. In December of 1992, she was elevated to her current position.

In 1998, she was honored for her work in the marketing community when she was named the Marketer of the Year in Baton Rouge as selected by Sales and Marketing Executives International.

A native of Chatawa, Miss., and a graduate of St. Mary of the Pines Academy, Gray earned her bachelor's degree in journalism from LSU in 1976 and her master's degree in journalism in 1978.

Gray, who has managed several local and statewide political campaigns, served as the undersecretary of management and finance for the Louisiana Secretary of State from 1980-88. She became a partner in a Baton Rouge marketing and public relations firm in 1988 whose clients included health care facilities, non-profit organizations and several elected officials in Louisiana.

While employed in the Secretary of State's office, she supervised the department's public information division, represented the department on the Louisiana Tourism Commission and helped coordinate the department's annual legislative package.

Sports Information



Michael Bonnette
Sports Information
Director

mbonnet@lsu.edu

Michael Bonnette enters his second year as LSU's Sports Information Director after being promoted to the position in

August of 2000. As Sports Information Director, Bonnette serves as the chief contact for LSU's nationally-ranked football team as well as overseeing all publicity activities for the 20 sports sponsored by the Athletic Department.

The 31-year-old Bonnette, who served as an Associate Sports Information Director for seven years, is in his eighth year with the LSU Athletic Department. Prior to taking over as Sports Information Director, Bonnette was the top assistant for football publicity as well as handling all media relations efforts for LSU's nationally-ranked women's basketball teams. He also served as the editor of LSU's award winning gameday football program.

Bonnette joined the LSU SID staff as an intern in 1993 after serving as a student assistant within the department for four years.

The Lake Charles, La., native has been around the sports media relations profession his entire life as he is the son of long-time McNeese State Sports Information Director Louis Bonnette.

Bonnette, who is a 1993 graduate of LSU, serves as vice president for SIDs of the Louisiana Sports Writer's Association. He is married to the former Robin Arnaud of Opelousas, La., and the couple has two sons, Peyton (4) and Grant (2).



Kent Lowe
Senior Associate SID

clowe@lsu.edu

Kent Lowe was appointed senior associate SID in August, 2000, after serving as associate SID for nine years. He serves as the primary media

contact for the LSU men's basketball team and women's golf team. Lowe also assists in publicity for the LSU softball program and coordinates the annual Louisiana High School All-Star events held on the LSU campus.

His voice is also well known as the color analyst on home women's basketball and softball broadcasts on the LSU Sports Network.

Lowe, 43, came to LSU in 1988 from Louisiana Downs where he served as publici-

ty director for the Bossier City, La., race track. Lowe was promoted to associate SID in July of 1991 after serving as assistant SID since August of 1988.

A 1979 graduate of LSU-Shreveport and a native of Shreveport who earned his master's degree at LSU in 1982.



Fred Demarest

Associate SID

fdemar1@lsu.edu

Fred Demarest is in his fifth year as a full-time member of the LSU sports information staff. He was promoted to his current title of associate

sports information director in May of 2000 after serving for three years as an assistant SID and two as a graduate assistant.

Demarest, 30, is the secondary contact for the LSU football team and handles all player interviews. Demarest is also the coordinator of the LSU athletic department web site and serves as the primary contact for LSU's nationally-acclaimed track and field and gymnastics teams.

A 1993 graduate of William Paterson College in Wayne, N.J., Demarest is a native of Scotch Plains, N.J., and served as assistant SID at William Paterson during and after his undergraduate years.

Demarest got his start in television and worked as a sports reporter and anchor for a local station in Northern New Jersey from 1991-94 after interning with CNN Sports' New York bureau for a year and a half from 1992-93. He also served on the media relations staff for the 1994 World Cup in the New York/New Jersey venue.



Bill Franques

Associate SID

wfranqu@lsu.edu

Bill Franques, who served as the LSU baseball administrative assistant for three seasons, returned to the Sports Information office in

August, 2000. Franques had previously served as Associate SID for nine years.

Franques' responsibilities as administrative assistant included handling the Tigers' media and public relations, coordinating team and recruiting travel, organizing fund-raising events and booster club meetings, and overseeing office operations.

As associate SID, Franques continues to work as the baseball program's media relations director. He also serves as the Alex Box

Stadium public address announcer, and he is the radio color analyst on LSU Sports Network broadcasts of baseball road games. In addition, Franques is the co-host of LSU Tiger Talk, a weekly radio show on LSU Athletics.

The LSU baseball media guide, edited by Franques, has twice been named best in the nation by the College Sports Information Directors of America (CoSIDA) and the National Collegiate Baseball Writers Association. His baseball brochures have finished among the top six in the USA in eight of the last nine seasons.

Franques received a bachelor of arts degree from LSU in 1985. A Lafayette, La., native, Franques was born on July 14, 1963. He is married to the former Yvette Lemoine of Bunkie, La., and their first child, William Paul Jr., was born on Sept. 23, 2000.



Melissa Reynaud

Associate SID

mreynaud@lsu.edu

Melissa Reynaud joined the LSU sports information staff in September 2001 as Associate SID in charge of the nationally recog-

nized women's basketball and softball programs. She also supervises staff members overseeing the school's soccer program

Reynaud, 25, is a Baton Rouge native and a 1997 graduate of LSU in Mass Communications. Prior to coming to LSU, Reynaud was the assistant SID at Northwestern State University in Natchitoches. At NSU, she was the primary media contact for the women's basketball, soccer and softball teams and assisted with the other 11 sports including the NCAA Tournament men's basketball team and Division I-AA football team.

Prior to that, Reynaud worked as an intern at Ole Miss. During her year in Oxford, she worked primarily with the volleyball and men's and women's track and field programs while assisting with football and both basketball teams.

Reynaud began her career at Northwestern State where she was a graduate assistant for two years while earning a master's degree in sports administration.



Jason Feirman

Publications Coordinator

jfeirma@lsu.edu

Jason Feirman is in his second year as the coordinator of all of LSU's athletic publications.

Feirman served as publications student assistant for two years in the sports information office

before joining the staff on a full-time basis in August of 2000.

In his first year, six media guides produced placed in the Top 20 nationally in the 2000-01 College Sports Information Directors of America publications contest, including a second place finish for his women's basketball brochure.

He served as assistant sports editor of *The Reveille* in fall of 1998, as a sports reporter for Tiger Television in spring of 1998. He was a stringer for The Associated Press from 1996 to 2000 covering LSU, and he held a sports internship at WGNO-TV, ABC affiliate in New Orleans.

Feirman, 23, received a bachelor's of arts degree from LSU in December of 2000. A Metairie, La. native, Feirman was born on July 16, 1978.

Steve Franz

Photography Coordinator

sfranz2@lsu.edu



Steve Franz joined the LSU athletic department in July of 1998 after being around the Tiger sports scene for years.

Prior to joining LSU athletics, the New Orleans native served as photographer for the independent Tiger Rag magazine for five years. Franz was also a photographer for United Press International cover-

ing some of the area's major political events, Presidential visits, the New Orleans Saints and the NCAA men's and women's Final Fours in New Orleans.

Franz, an LSU graduate, also served a summer working in New York state as an assistant photographer for the Buffalo Bison minor league baseball team and as chief photographer for the Niagra Falls Rapids pro team.

Franz, 31, attended Archbishop Rummel High School in Metairie and received his bachelor's degree from LSU in December of 1993.



Pat Fredericks

Administrative Secretary

SID STUDENT ASSISTANTS:

Marie Brewer	Bill Martin
Scott Dean	Jared Mathews
Michelle Fakier	Patrick Meehan
Jan Allison Hermes	Ryan Rogers
David Hurd	Zac Schrieber
Suraj Jagannathan	Liza Weber

Electronic Media Department



Kevin Wagner

Coordinator of Electronic Media/Television

Kevin Wagner is the producer/director for LSU's four major coaches' television shows featuring football coach Nick Saban, men's basketball coach John Brady, women's basketball coach Sue Gunter and baseball coach Smoke Laval. He oversees all television projects associated with the LSU Athletic Department, including the coordination of LSU's video scoreboards in Tiger Stadium and the Pete Maravich

Assembly Center.

Wagner, 45, was promoted to his current position in April of 1994 after joining LSU as assistant coordinator in August of 1989. He served in a similar position at Oklahoma State University for five years.

A 1980 graduate of LSU in broadcast journalism, Wagner was a four-year Tiger letterman in diving (1975-79), earning All-Southeastern Conference honors in 1979 on the three-meter springboard.

A native of Houston with 22 years of experience in broadcast journalism, Wagner and his wife Karen have two daughters, Allyson, 21, and Jennifer, 19.



John Schiebe

Television Producer

John Schiebe begins his eighth year as chief assistant in the television department. He came to LSU in August of 1994 from the University of Mississippi where he served as post-production supervisor in the Teleproductions Center there for one year.

Schiebe served as a production assistant in Educational Television Services at Oklahoma State from 1984 through 1987 before becoming a producer/director in Agricultural Communications at OSU from 1987 until 1993 when he joined Ole Miss.

A 1986 graduate of Oklahoma State, he was born in Minneapolis, Minn. and attended Oxford High School in Oxford, Miss. Schiebe, 40, is married to the former Mollie Clements of Memphis, Tenn., and they have two children, Thomas, 13, and Patrick, 12.



LSU Baseball Radio/TV Programs

The LSU Sports Radio Network, in its 14th year of in-house operation, is scheduled to broadcast all regular-season contests this season along with the Tigers' games in the SEC and NCAA Tournaments. LSU Baseball will be distributed by satellite to 27 radio stations from the broadcast studios on the fifth floor of the athletic administration building.

WDGL-FM (98.1) Radio in Baton Rouge will serve as the flagship station for the LSU Sports Network.

Jim Hawthorne, the "Voice of the Tigers" for all LSU sports, begins his 19th season of calling baseball play-by-play action. He will be joined on the broadcasts by Patrick Wright, Charles Hanagriff and LSU baseball publicist Bill Franques.

A veteran sports announcer and radio personality throughout Louisiana, Hawthorne brings years of baseball broadcast experience to his post, including stints with the Shreveport Captains of the AA Texas League, Northwestern State University and Centenary College.

In his 22-year LSU broadcasting career, Hawthorne has called the action from two basketball Final Fours, 10 football bowl games and all five of the Tigers' national championship baseball games. Hawthorne, a native of Anacoco, La., is married to the former Juanita Carol Thomason. He has one son, Joseph William; two daughters, Jaime Lynn and Amanda Ruth; and two grandchildren.

Selected LSU Sports Network stations will also air "Tiger Sportsline with Smoke Laval" each Monday from 7-8 p.m., beginning in March.



2002 LSU Baseball Affiliates

WDGL-FM (98.1 Mhz)	...Baton Rouge
KWKH-AM (1150 Khz)	...Shreveport
KMLB-AM (1440 Khz)	...Monroe
KEUN-AM (1290 Khz)	...Eunice
WBOX-FM (92.9 Mhz)	...Bogalusa
KJNA-FM (99.3 Mhz)	...Jena
KLCL-AM (1470 Khz)	...Lake Charles
KEZP-FM (104.3 Mhz)	...Bunkie
KSYL-AM (970 Khz)	...Alexandria
KJAE-FM (92.7 Mhz)	...Leesville
KLLA-AM (1570 Khz)	...Leesville
KASO-AM (1040 Khz)	...Minden
WFPR-AM (1400 Khz)	...Hammond
WWL-AM (870 Khz)	...New Orleans
WSMB-AM (1350 Khz)	...New Orleans
KVOL-AM (1330 Khz)	...Lafayette
KANE-AM (1240 Khz)	...New Iberia
KFNV-FM (107.1 Mhz)	...Ferriday
KTIB-AM (640 Khz)	...Thibodaux
KJEF-AM (1290 Khz)	...Jennings
KBZZ-FM (96.7 Mhz)	...Morgan City
KFXV-AM (1490 Khz)	...Houma
KVPI-FM (92.5 Mhz)	...Ville Platte
WJSH-FM (104.7 Mhz)	...Folsum
KBYD-FM (104.5 Mhz)	...Tallulah
WKSY-FM (106.1 Mhz)	...Picayune, Miss.
WHNY-AM (1250 Khz)	...McComb, Miss.



2002 LSU Sports Network crew (l to r):
Bill Franques, Jim Hawthorne, Patrick Wright

LSU Television

Inside LSU Baseball

Inside LSU Baseball is a weekly program featuring LSU head coach Smoke Laval. The first installment of the 2002 season will air March 24, and the show will air weekly through May 26. The show features game highlights, player profiles and in-depth stories on college baseball's No. 1 program. Inside LSU Baseball is produced by the LSU Electronic Media Department - Kevin Wagner, Executive Producer; John Schiebe, Associate Producer. Inside LSU Baseball Affiliates include WAFB Channel 9 in Baton Rouge and Cox Cable Channel 4 in Baton Rouge.



LSU coach Smoke Laval (right) with Jumbo Sports Network announcers Ronnie Rantz and Lyn Rollins.

Live Game Telecasts

Nine LSU baseball games are scheduled to be telecast live during the regular season. The Jumbo Sports Network has affiliates throughout the state of Louisiana, and SEC-TV telecasts can be seen throughout the southeastern United States:

Sunday, Feb. 24	at Houston	Jumbo Sports Network
Tuesday, March 19	at Louisiana-Lafayette	Jumbo Sports Network
Sunday, March 24	at Ole Miss	Jumbo Sports Network
Sunday, April 7	at Auburn	Jumbo Sports Network
Tuesday, April 9	at Tulane	Jumbo Sports Network
Sunday, April 21	at S. Carolina	Jumbo Sports Network
Saturday, May 4	at Tennessee	SEC-TV
Sunday, May 5	at Tennessee	Jumbo Sports Network
Sunday, May 12	at Florida	Jumbo Sports Network

Check local listings for time and station in your area

Tape-Delayed Telecasts

Several LSU regular-season games will be shown in the Baton Rouge area on a tape-delayed basis by the Pelican Sports Network (Cable Channel 10) and by Cox Communications (Cable Channel 6). Check local listings for the tape-delayed telecasts during the 2002 season.

Athletics Department Phone Directory

ATHLETICS DIRECTOR

Skip Bertman	Athletic Director	578-0628
Wanda Carrier	Executive Secretary	
Dan Radakovich	Sr. Associate AD	
Judy Southard	Associate AD/SWA	
Renee Miller	Administrative Secretary	
Verge Ausberry	Associate AD	
Bo Bahnsen	Associate AD	
Jerry Blanchard	Associate AD	
Rannah Gray	Associate AD	
Mark Ewing	Associate AD	

ACADEMIC CENTER FOR ATHLETES

Dr. Roger Grooters	Executive Director	578-5787
Karla Lemoine	Director	
Tommy Karam	Director	
Germain Bienvenu	Advisor	
Gwendolyn Clark	Learning Specialist	
Mary Boudreaux	Coordinator	
Mike Mallet	Assistant to the Director	
Carlos Thomas	Advisor	
Jean Jackson	Secretary	

BASEBALL

Ray "Smoke" Laval	Head Coach	578-4148
Turtle Thomas	Assistant Coach	
Dan Canevari	Assistant Coach	
Brady Wiederhold	Administrative Asst.	
Virginia Robertson	Secretary	

BASKETBALL-MEN'S

John Brady	Head Coach	578-8217
Kermit Davis	Assistant Coach	
Butch Pierre	Assistant Coach	
Mike Giorlando	Assistant Coach	
Pam LeBlanc	Secretary	

BASKETBALL-WOMEN'S

Sue Gunter	Head Coach	578-6643
Pokey Chatman	Associate Coach	
Carla Berry	Assistant Coach	
Bob Starkey	Assistant Coach	
Joe Carvalhido	Adm.Asst.	
Renee Arbour	Secretary	

BUSINESS OFFICE

Mark Ewing	Associate AD	578-0628
Mark Alise	Business Manager	
Wendy Carpenter	Elise Evans	
Marion Javius		

COMPLIANCE OFFICE

Bo Bahnsen	Associate AD	578-4100
Miriam Segar	Director	
Nancy Griffith	Coordinator	
Alan Harmon	ADAP/CHAMPS	

CONCESSIONS

Chester Oakley	Manager	578-6991
Allen Richard	Assistant Manager	
Jason Decoteau	Assistant Manager	
Kelly Cannon	James Carrier	
Delmas Curnette	David Falcon	
Greg Gautreau	Jessie Gregoire	
Lois Guillory	Billie Pylate	
Paul Stout	Jessica Suire	
Cassie Tourere	Sonya Watts	

ELECTRONIC MEDIA

Kevin Wagner	Coordinator/TV	578-8226
John Schiebe	Assistant Coordinator	
Jim Hawthorne	Coordinator/Radio	

EQUIPMENT

Jeff Boss	Equipment Mgr.	578-1158
Ferrell Shillings	Asst.Equip. Mgr.	
Greg Stringfellow	Asst.Equip. Mgr.	

FACILITIES & GROUNDS

Jerry Blanchard	Associate AD	578-2885
Jeff Kershaw	Manager	
Todd Jeansonne	Assistant Manager	
Paulette Cox	Admin.Specialist. 1	

FIELD HOUSE

Terrance Bold	Manager	578-6727
---------------	---------	----------

FOOTBALL

Nick Saban	Head Coach	578-1151
Ya'el Lofton	Secretary	
Stan Hixon	Associate Coach	
Jimbo Fisher	Offensive Coordinator	
Gary Gibbs	Defensive Coordinator	
Derek Dooley	Assistant Coach	
Charlie Harbison	Assistant Coach	
Michael Haywood	Assistant Coach	
Pete Jenkins	Assistant Coach	
Will Muschamp	Assistant Coach	
George Yarno	Assistant Coach	
Sam Nader	Assistant AD	
Sharon Lewis	Recruiting Secretary	
Faye Spradley	Offensive Secretary	
CC Thompson	Defensive Secretary	
Lois Stuckey	Receptionist	

GAME MANAGEMENT/PURCHASING

Ted Stickles	Director	578-1801
Gerry Bordelon	Coordinator	

GOLF

Greg Jones	Men's Coach	578-6643
Karen Bahnsen	Women's Coach	

GYMNASTICS

Sara "D-D" Breaux	Head Coach	578-5050
Bob Moore	Assistant Coach	
Phillip Ogletree	Assistant Coach	
Jennie Murphy	Secretary	

HUMAN RESOURCES

Shelby Conway	Manager	578-8496
Wendy Galley	Coordinator	
James Thomas	Administrative Aide	

MARKETING & PROMOTIONS

Rannah Gray	Associate AD	578-6884
Ward Wyatt	Marketing Coordinator	
Jenni Peters	Promotions Manager	
Shantelle Dunn	Intern	

MERCHANDISING

Gayle Seefield	Manager	578-6974
Tandy Aron		

VIDEOGRAPHY/PHOTOGRAPHY

Doug Aucoin (Videographer)	578-3510
Dick Bundy (Videographer)	578-4190
Steve Franz (Photographer)	578-4193

SOCCER

George Fotopoulos	Head Coach	578-8769
Tracy Ward	Assistant Coach	

SOFTBALL

Yvette Girouard	Head Coach	578-3947
James DeFeo	Assistant Coach	
Ashlee Ducote	Assistant Coach	

SPORTS INFORMATION

Michael Bonnette	Director	578-8226
Kent Lowe	Sr. Associate Director	
Fred Demarest	Associate Director	
Bill Franques	Associate Director	
Melissa Reynaud	Associate Director	
Jason Feirman	Publications Coordinator	
Pat Fredericks	Adm.Secretary	

STRENGTH & CONDITIONING

Tommy Moffitt	Strength Coach	578-1150
Karl Dunbar	Assistant Coach	
Scott Gadeken	Assistant Coach	
James Nowell	Assistant Coach	

SWIMMING & DIVING

Jeff Cavana	Head Coach	578-5050
Lars Jorgensen	Assistant Coach	
Amanda Norton	Assistant Coach	
Scott Reich	Assistant Coach	
Jennie Murphy	Secretary	
Pool		578-8207

TENNIS

Jeff Brown	Men's Coach	578-8212
Mark Booras	Assistant	
Tony Minnis	Women's Coach	
Sandy Sureephong	Assistant	
Tennis Courts		578-2705

TICKET OFFICE

Brian Broussard	Manager	578-2184
Darren Duplechin	Assistant Manager	
Eugene Thibodeaux	Intern	
Nancy Mann	Administrative Specialist	
Sam Shaw	Administrative Specialist	

TRACK & FIELD

Pat Henry	Head Coach	578-8627
Boo Schexnayder	Assistant Coach	
Kent Pagel	Assistant Coach	
Dennis Shaver	Assistant Coach	
Mark Elliott	Assistant Coach	
Heather Van Norman	Assistant Coach	
Kathleen Garrene	Secretary	

TRAINING

Jack Marucci	Director of Athletic Training	578-2050
Andy Barker	Sr. Assoc. Trainer	
Shelly Mullenix	Sr. Assoc. Trainer	
Drew Shea	Sr. Assoc. Trainer	
Shawn Eddy	Assistant Trainer	
Michelle Sandy	Assistant Trainer	

TRAVEL

Dan Skal	Manager	578-1459
Debi Johnson		
Cindy Middleton	Wanda Babin	

VOLLEYBALL

Fran Flory	Head Coach	578-3947
Tonya Johnson	Assistant Coach	
Ainsley Grimes	Assistant Coach	

Athletics Staff History

President

(President of LSU System, 1965-present)

James M. Smith, 1930-1939
 Paul M. Hebert, 1939-1941
 Campbell B. Hodges, 1941-1944
 William B. Hatcher, 1944-1947
 Fred C. Frey, 1947
 Harold W. Stoke, 1947-1951
 Troy H. Middleton, 1951-1962
 John A. Hunter, 1962-1972
 Martin D. Woodin, 1972-1985
 Allen A. Copping, 1985-99
 William L. Jenkins, 1999-

Chancellor

Cecil G. Taylor, 1965-1974
 Paul W. Murrill, 1974-1981
 James H. Wharton, 1981-1988
 E. Grady Bogue, 1988 (Dec.)-1989 (July)
 William E. Davis, 1989-96
 William L. Jenkins, 1996-99
 Mark A. Emmert, 1999-

Athletics Director

T.P. Heard, 1933-55
 Jim Corbett, 1955-67
 Harry Rabenhorst, 1967-68
 Carl Maddox, 1968-78
 Paul Dietzel, 1978-82
 Bob Brodhead, 1982-86
 Joe Dean, 1987-2000
 Skip Bertman, 2001-

Faculty Athletic Chairman

James F. Broussard, 1932-42
 B.F. Mitchell, 1942-43
 J.G. Lee, 1945-46
 A.R. Choppin, 1956-57
 John C. Floyd, 1957-58
 George H. Lowrey, 1958-59
 Benjamin C. Craft, 1959-60
 Lemos L. Fulmer, 1961-62
 W.R. Edwards, 1962-64
 Luther Wade, 1964-65
 Dale R. Carver, 1965-66
 George W. Fair, 1966-68
 A. Bigler Crow, 1968-69
 Maurice Vick, 1969-70
 Frank Rickey, 1970-71
 Melvin Dakin, 1971-72
 Robert May, 1972-74
 J.B. Frye, 1974-75
 L.R. Daniel, 1975-78
 Joseph Liuzzo, 1978-83
 Billy Seay, 1983-91
 Sam Hilliard, 1991-1993
 Pat Culbertson, 1994-

Sports Information Director

Jack Fiser, 1948-49
 Jim Corbett, 1945-48, 1950-1954
 Bob Lynch, 1949-50
 Ace Higgins, 1954-66
 Bud Johnson, 1966-71
 Paul Manasseh, 1971-83
 Joe Yates, 1983-85
 Jamie Kimbrough, 1985-88
 Herb Vincent, 1988-2000
 Michael Bonnette, 2000-

Football Coach

L.M. "Biff" Jones, 1933-34
 Bernie Moore, 1935-47
 Gaynell Tinsley, 1948-54
 Paul Dietzel, 1955-61
 Charlie McClendon, 1962-79
 Jerry Stovall, 1980-83
 Bill Arnsparger, 1984-86
 Mike Archer, 1987-90
 Curley Hallman, 1991-94
 Gerry DiNardo, 1995-99
 Nick Saban, 2000-

Men's Basketball Coach

Harry Rabenhorst, 1933-42
 Dale Morey, 1943-44
 Jess Fatherree, 1945
 A.L. "Red" Swanson, 1945
 Harry Rabenhorst, 1946-57
 Jay McCreary, 1958-65
 Frank Truitt, 1965-66
 Press Maravich, 1966-72
 Dale D. Brown, 1972-97
 John Brady, 1997-

Baseball Coach

Harry Rabenhorst, 1933-41
 A.L. "Red" Swanson, 1941-44
 Harry Rabenhorst, 1944-57
 Raymond Didier, 1958-64
 Jim Waldrop, 1964-66
 Jim Smith, 1966-78
 Jack Lamabe, 1979-83
 Skip Bertman, 1984-2001
 Smoke Laval, 2002-

Women's Basketball Coach

Jinks Coleman, 1975-79
 Barbara Swanner, 1979-82
 Sue Gunter, 1982-

Gymnastics Coach

Jackie Walker, 1974-77
 D-D Breaux, 1977-

Volleyball Coach

Gerry Owens, 1977-80
 Ruth Nelson, 1981-84
 Scott Luster, 1985-1997
 Fran Flory, 1998-

Men's Tennis Coach

Charlie Diel, 1932-46
 W.T. "Dub" Robinson, 1947-74
 Steve Carter, 1975-78
 Steve Strome, 1979-81
 Jerry Simmons, 1982-97
 Jeff Brown, 1998-

Women's Tennis Coach

Pat Newman, 1976-79
 Karen McCarter Elliott, 1980
 Betty Sue Hagerman, 1981-83
 Philip Campbell, 1984-88
 Geoff Macdonald, 1988-91
 Tony Minnis, 1992-

Men's Golf Coach

Major J. Perry Cole, 1933-43
 Mike Donahue, 1944-45
 T.P. "Red" Heard, 1946-47
 Mike Barbato, 1948-60
 Harry Taylor & Fred Knight, 1961-62
 Harry Taylor, 1963-67
 C.D. Smith, 1968
 Tommy Martty, 1969
 Ben Freeman, 1970-71
 Bill Brogdon, 1972-76
 Dave Sigler, 1977-82
 Buddy Alexander, 1983-87
 Britt Harrison, 1987-99
 Greg Jones, 1999-

Women's Golf Coach

Mary Rehling-Holmes, 1979-82
 Buddy Alexander, 1983
 Rickie Stukes, 1983-84
 Karen Bahnsen, 1984-

Soccer Coach

Miriam Hickey, 1995-96
 Greg Boggs, 1997-99
 George Fotopoulos, 2000-

Softball Coach

Carol Smith, 1979-82
 Cathy Compton, 1995-1998
 Glenn Moore, 1999-2000
 Yvette Girouard, 2001-

Swimming & Diving Coach

Ken Van Voorhis, 1968-69
 Layne Jorgenson, 1969-71
 Ivan Harless, 1971-72
 Ted Stickles, 1972-79
 Ivan Harless, 1979-81
 Scott Woodburn, 1981-85
 Sam Freas, 1985-88
 Rick Meador, 1988-2000
 Jeff Cavana, 2000-

Track & Field Coach

Bernie Moore, 1933-47
 Al Moreau, 1948-63
 Joe May, 1964-76
 Bill McClure, 1976-81
 Boots Garland, 1981-83
 Billy Maxwell, 1983-86
 Sam Seemes, 1987
 Pat Henry, 1987-



Comprehensive Coverage of All 20 LSU Varsity Sports

LSUsports.net is your FREE, 24-hour Tiger sports spectacular—and when you see it here, it's the official, final word from LSU. Surf the site that roars and discover:

- ⊙ The most complete, up-to-date news and information on LSU Athletics
- ⊙ Rosters and schedules for all Tiger teams
- ⊙ Real-time statistical updates during LSU sporting events
- ⊙ Live streaming audio from football, basketball, baseball and softball games and other special events
- ⊙ Running scoreboard of all events
- ⊙ View Tiger Stadium, Alex Box Stadium and PMAC seating online—check out your view of the field or court from the exact location of your tickets!
- ⊙ Online ticketing
- ⊙ Online Gift Center with LSU merchandise



Corporate Sponsorship Program



Twelve corporations, some of them national and multi-national in scope, participate in an innovative and profitable corporate sponsorship program with the LSU Athletic Department. The sponsorships provide these companies with valuable promotional avenues and high-profile identity affiliation with LSU sports in exchange for financial support. The corporate sponsorship program generates over \$3 million annually, enabling the athletic department to fund scholarships, team travel, athletic facility improvements and other typical athletic expenses. Current Major Corporate Sponsors of LSU Athletics include Bank One of Louisiana, Coca-Cola, Powerade, EATEL, Winn-Dixie, Louisiana Lottery, McDonald's, United Parcel Service, Farm Bureau, Our Lady of the Lake Regional Medical Center, Ochsner Clinic, and Abita Springs Water Company.



Marketing & Promotions



Rannah Gray
Assoc. AD/Marketing & Promotions



Ward Wyatt
Manager - Marketing & Sales