

Contents

- 2 Roster
- 3 Roster Breakdown
- 4 Radio/TV Roster



Preview

- 6 Outlook
- 8 Opponents
- 12 Tournament/Travel Information



Coaches

- 14 Head Coach Yvette Girouard
- 18 Assistant Coaches
- 19 Support Staff



Tigers

- 22 Christy Connor
- 23 Leigh Ann Danos
- 24 Sara Fitzgerald
- 25 Tessa Lynam
- 26 Jennie Reeves
- 27 Kristin Schmidt
- 28 Blair Smith
- 29 Megann Steege
- 30 Julie Wiese
- 31 Delahoussaye/Harris/Hughes
- 32 Klein/Owen



Review

- 34 Season Review
- 36 NCAA Regionals
- 38 2002 Game Results
- 39 2002 Final Statistics
- 40 2002 Statistical Summary
- 41 2002 Honors/SEC Review
- 42 SEC Rankings
- 43 NCAA Rankings
- 44 2002 Senior Tribute



Records

- 48 Individual Records
- 49 Team Records
- 50 Individual Single-Season Records
- 52 Individual Career Records
- 54 Team Single-Game Records/Streaks
- 56 Team Season Records
- 58 Yearly Leaders



History

- 60 Honors/Awards
- 62 Letterwinners
- 63 Year-by-Year Results
- 67 Series Records/Coaching Records
- 68 SEC Tournament History
- 69 NCAA Tournament History
- 70 Tiger Park



This is LSU

- 72 Baton Rouge
- 73 Louisiana
- 74 Campus Life
- 76 Strength and Conditioning
- 77 Athletic Training
- 78 Academic Center
- 80 Academic Success
- 81 Tiger Park
- 82 LSU Athletics
- 84 President William L. Jenkins
- 85 Chancellor Mark A. Emmert
- 86 Athletic Director Skip Bertman
- 87 Athletic Administration
- 88 SEC Information



Media

- 90 LSU on Television
- 91 LSU on the Radio
- 92 Media List
- 93 SEC SID Directory
- 95 LSUports.net
- 96 2003 Diamond Backers

University

Location: Baton Rouge, La.
 Founded: 1860
 Enrollment: 31,582
 President: Dr. William L. Jenkins
 Chancellor: Dr. Mark A. Emmert
 Faculty Representative: Dr. Ken Carpenter
 Senior Woman Administrator: Judy Southard
 Home Field (capacity): Tiger Park (1,000)
 Nickname: Fighting Tigers
 Mascot: Mike V (Live Bengal Tiger)
 Colors: Purple & Gold (PMS 268 & 123)
 Conference: Southeastern

Softball Staff

Head Coach: Yvette Girouard (USL, 1976)
Year at LSU: Third
Career Record: 874-272 (.763)
Record at LSU: 115-22 (.839)
 Assistant Coaches: James DeFeo (Rutgers, 1996), Ashlee Ducote-Eddy (LSU, 2001)
 Volunteer Coach: Stephanie Hastings
 Student Coaches: Trena Peel, Britni Sneed
 Managers: Caroline Hill, Brian Jones, Ellen Tardy
 Trainers: Shelley Mullenix, Garrett Aucoin, Monica Laborde

Team Information

2002 Record: 56-11
 SEC Record (Finish): 26-4 (First)
 Postseason: NCAA Regional Finals
 Final NFCA Ranking: 9th Place
 Starters Returning/Lost: 5/4
 Pitchers Returning/Lost: 1/3
 Letterwinners Returning/Lost: 9/9

Athletic Department

Director of Athletics: Skip Bertman
 Sr. Assoc. Dir. of Athletics: Dan Radakovich
 Assoc. AD/SWA: Judy Southard
 Assoc. AD/Internal Operations: Verge Ausberry
 Assoc. AD/Student Services: Bo Bahnsen
 Assoc. AD/Facilities: Jerry Blanchard
 Assoc. AD/Business Affairs: Mark Ewing
 Assoc. AD/External Affairs: Herb Vincent

Sports Information

Sports Information Director: Michael Bonnette
 Assoc. SID/Softball Contact: Melissa Reynaud
 Sr. Associate SID: C. Kent Lowe
 Associate SID: Laurie Cannon
 Associate SID: Bill Franques
 Associate SID: Brian Miller
 Publications Coordinator: Jason Feirman
 Graphic Artist: Marie Brewer
 Secretary: Pat Fredericks
 Publications Student Assistants: David Hurd, Marco Piedy and Keith Robin
 Student Assistants: Scott Dean, Michelle Fakier, Bill Martin, Jared Mathews, Patrick Meehan, Clay Pruitt, Jeff Schneider and Zac Schreiber
 Photographer: Steve Franz

Athletic Phone Directory

LSU Athletic Department: (225) 578-8001
 LSU Ticket Office: (225) 578-2184
 Sports Information: (225) 578-8226
 Sports Information Fax: (225) 578-1861
 Melissa Reynaud (home): (225) 766-7064
 Melissa Reynaud (cell): (225) 241-4365
 Reynaud E-mail: mreynaud@lsu.edu

CREDITS

EDITOR: Melissa Reynaud
LAYOUT & DESIGN: Jason Feirman, Marie Brewer
PRODUCTION ASSISTANT: David Hurd, Marco Piedy, Keith Robin

PHOTOGRAPHY
 Steve Franz, Greg LaRose

PRINTING
 EBSCO Media - Birmingham, Ala.



The 2003 LSU Softball Media Guide was produced by the LSU Sports Information Office on a Power Mac G4 using QuarkXpress 5.0 and Adobe Photoshop 7.0.

Roster

Numerical

NO.	NAME	POS.	HT.	B-T	CL./EXP.	HOMETOWN/PREVIOUS SCHOOL
00	Megann Steege	OF	5-6	R-R	Sr./3L	Fresno, Calif./Clovis HS
1	Tessa Lynam	P/1B	5-9	R-R	So./1L	Alpharetta, Ga./Milton HS
3	Alicia Owen	2B/SS	5-8	R-R	Fr./HS	Anaheim, Calif./Foara HS
6	Lauren Delahoussaye	INF	5-5	R-R	Fr./HS	Lafayette, La./Teurlings Catholic HS
8	Kristin Schmidt	P	5-8	R-R	Jr./1L	Houston, Texas/Notre Dame
9	Jennie Reeves	C	5-2	R-R	Sr./3L	Denham Springs, La./Denham Springs HS
12	Camille Harris	OF	5-1	R-R	Fr./HS	Hendersonville, Tenn./Beech HS
13	Leigh Ann Danos	C	5-10	R-R	So./1L	Lafayette, La./James E. Taylor HS
14	Sara Fitzgerald	2B/OF	5-3	R-R	Jr./2L	Kingwood, Texas/Kingwood HS
17	Christy Connor	1B	5-6	L-L	Sr./2L	Katy, Texas/Texas-San Antonio
19	Leslie Klein	OF	5-6	L-R	Fr./HS	Sunrise, Fla./South Plantation HS
21	Julie Wiese	3B	5-6	R-R	Jr./2L	Baton Rouge, La./Central HS
27	Blair Smith	SS	5-6	R-R	So./1L	Moreno Valley, Calif./Valley View HS
44	LaDonia Hughes	OF	5-4	L-R	Jr./JC	Farmville, Va./Lake City CC

Alphabetical

NO.	NAME	POS.	HT.	B-T	CL./EXP.	HOMETOWN/PREVIOUS SCHOOL
17	Christy Connor	1B	5-6	L-L	Sr./2L	Katy, Texas/Texas-San Antonio
13	Leigh Ann Danos	C	5-10	R-R	So./1L	Lafayette, La./James E. Taylor HS
6	Lauren Delahoussaye	INF	5-5	R-R	Fr./HS	Lafayette, La./Teurlings Catholic HS
14	Sara Fitzgerald	2B/OF	5-3	R-R	Jr./2L	Kingwood, Texas/Kingwood HS
12	Camille Harris	OF	5-1	R-R	Fr./HS	Hendersonville, Tenn./Beech HS
44	LaDonia Hughes	OF	5-4	L-R	Jr./JC	Farmville, Va./Lake City CC
19	Leslie Klein	OF	5-6	L-R	Fr./HS	Sunrise, Fla./South Plantation HS
1	Tessa Lynam	P/1B	5-9	R-R	So./1L	Alpharetta, Ga./Milton HS
3	Alicia Owen	2B/SS	5-8	R-R	Fr./HS	Anaheim, Calif./Foara HS
9	Jennie Reeves	C	5-2	R-R	Sr./3L	Denham Springs, La./Denham Springs HS
8	Kristin Schmidt	P	5-8	R-R	Jr./1L	Houston, Texas/Notre Dame
27	Blair Smith	SS	5-6	R-R	So./1L	Moreno Valley, Calif./Valley View HS
00	Megann Steege	OF	5-6	R-R	Sr./3L	Fresno, Calif./Clovis HS
21	Julie Wiese	3B	5-6	R-R	Jr./2L	Baton Rouge, La./Central HS

Coaching Staff

Head Coach	Yvette Girouard (Louisiana-Lafayette, 1976)
Assistant Coach	James DeFeo (Rutgers, 1996)
Assistant Coach	Ashlee Ducote-Eddy (LSU, 2001)
Volunteer Coach	Stephanie Hastings (LSU, 2001)
Student Coach	Trena Peel
Student Coach	Britni Sneed (LSU, 2002)

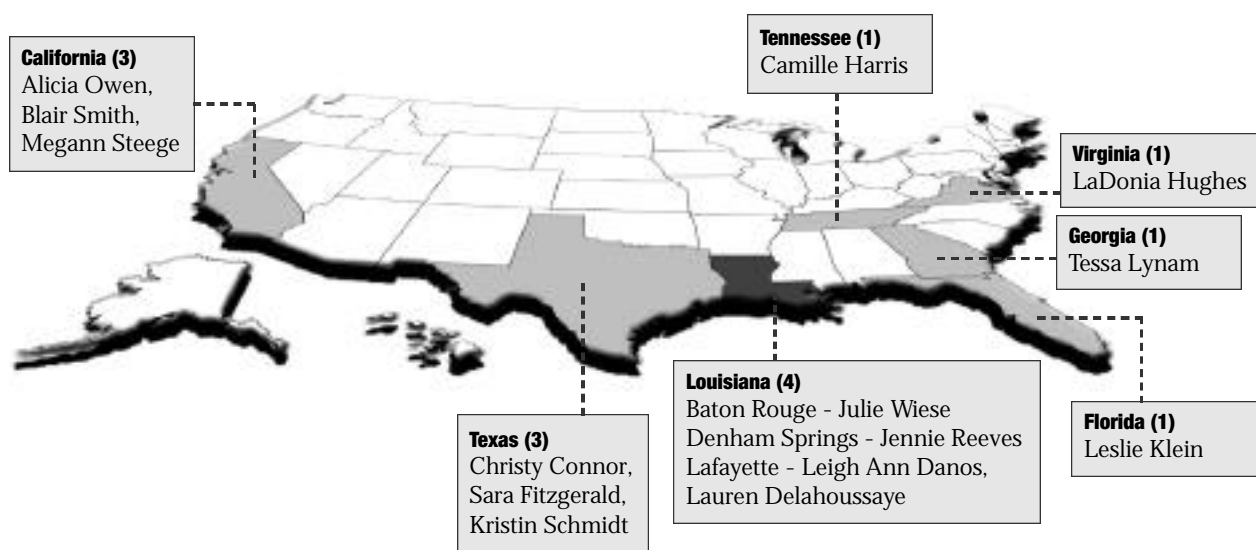


Coaching Staff

*Top Row: Ashlee Ducote-Eddy, Yvette Girouard, James DeFeo
Bottom Row: Stephanie Hastings, Trena Peel, Britni Sneed*

Roster Breakdown

Tigers by State




Tigers by Class



Freshmen (4)

Leslie Klein, Alicia Owen, Lauren Delahoussaye, Camille Harris



Sophomores (3)

Tessa Lynam, Blair Smith, Leigh Ann Danos



Juniors (4)

Sara Fitzgerald, LaDonia Hughes, Kristin Schmidt, Julie Wiese



Seniors (3)

Christy Connor, Jennie Reeves, Megann Steege

Radio/TV Roster

PREVIEW

COACHES

TIGERS

REVIEW

RECORDS

HISTORY

THIS IS LSU

MEDIA



00
Megann Steege
Outfield
5-6 * Sr./3L * R-R
Fresno, Calif.



1
Tessa Lynam
Pitcher/First Base
5-9 * So./1L * R-R
Alpharetta, Ga.



3
Alicia Owen
Second Base/Shortstop
5-8 * Fr./HS * R-R
Anaheim, Calif.



6
Lauren Delahoussaye
Infield
5-5 * Fr./HS * R-R
Lafayette, La.



8
Kristin Schmidt
Pitcher
5-8 * Jr./1L * R-R
Houston, Texas



9
Jennie Reeves
Catcher
5-2 * Sr./3L * R-R
Denham Springs, La.



12
Camille Harris
Outfield
5-1 * Fr./HS * R-R
Hendersonville, Tenn.



13
Leigh Ann Danos
Catcher
5-10 * So./1L * R-R
Lafayette, La.



14
Sara Fitzgerald
Second Base/Outfield
5-3 * Jr./2L * R-R
Kingwood, Texas



17
Christy Connor
First Base
5-6 * Sr./2L * L-L
Katy, Texas



19
Leslie Klein
Outfield
5-6 * Fr./HS * L-R
Sunrise, Fla.



21
Julie Wiese
Third Base
5-6 * Jr./2L * R-R
Baton Rouge, La.



27
Blair Smith
Shortstop
5-6 * So./1L * R-R
Moreno Valley, Calif.



44
LaDonia Hughes
Outfield
5-4 * Jr./JC * L-R
Farmville, Va.



Yvette Girouard
Head Coach



James DeFeo
Assistant Coach



Ashley Ducote-Eddy
Assistant Coach



Stephanie Hastings
Volunteer Coach



Trena Peel
Student Coach



Britni Sneed
Student Coach



Preview



One Heartbeat

The Tigers Take Aim at the Ultimate Goal, Returning to the Women's College World Series

After falling just short of their second-consecutive trip to the Women's College World Series last year, the LSU softball team enters the 2003 season with renewed determination. The four-time defending Southeastern Conference champions return with the same lofty goals of years past: to win the SEC Western Division, the SEC Championship, the SEC Tournament and ultimately advance to the WCWS.

As in previous years, the Tigers know that teams are lining up to knock them off the top spot they have held for so long. Without two of the most dominant players in the league over the last four years, Britni Sneed and Trena Peel, only an entire team effort will allow them to attain their goals.

"I know we're going in as an underdog this year," said LSU head coach Yvette Girouard. "Everybody is chomping at the bit to get at the Tigers. They

are assuming we are going to be down this year. You can not replace a Britni Sneed overnight. You lose a Trena Peel and that's two huge, huge players off of your team, two All-Americans, that are gone.

"Teams are anxious for the Tigers to come to town now, but I like our team," continued Girouard. "I like the way they get along. They seem to have a team chemistry. They work extremely hard. They are committed to the task and I think we are going to surprise some people."

After losing two All-Americans and two All-SEC selections as part of the five-player 2002 senior class, the Tigers will have to rally together as a team, one single unit, in 2003.

LSU will also have to find a new way to win this season. In the past the Tigers have been driven by dominant pitching to overpower opponents. While Kristin Schmidt is a proven veteran and Tessa

Lynam should be a surprising addition to the pitching lineup, depth is something the Tigers lack in the circle this year. The offense will need to step up its efficiency and output, while the defense will have to make the plays in the field.

"We'll have to win in different ways this season," said Girouard. "We have good bat control people, so that I think that offensively we can make things happen. I know that we will play good defense. We also have great team speed which is always a plus."

While defending a conference title is always difficult, when you have won four-consecutive championships, the challenge becomes monumental. The Tigers know that nothing less than a total team effort will be good enough for LSU to win an unprecedented fifth-straight SEC Championship and lead them to the ultimate goal of the Women's College World Series and a national championship.

2003 POSITION-BY-POSITION BREAKDOWN

POS.	NAME	B	T	2002 STATS	COACH YVETTE GIROUARD SAYS:
C	Jennie Reeves	R	R	.258,10 RBI,21 BB	As good a defensive catcher as there is in the country
C	Leigh Ann Danos	R	R	.293,18 RBI,6 2B	Will be a force to be reckoned with offensively, increased speed
1B	Christy Connor	L	L	.298,18 2B,42 RBI	Offensive weapon,will see limited defensive action due to injury
1B	Lauren Delahoussaye	R	R	Incoming Freshman	Quick, agile,has a cannon for an arm,will see defensive action
1B	Tessa Lynam	R	R	.291,9 HR,40 RBI	As dangerous a bat as we have,has to be in the lineup offensively
2B	Alicia Owen	R	R	Incoming Freshman	Converted shortstop,a gamer, can come through in the clutch
2B	Sara Fitzgerald	R	R	.226,7 RBI,4 2B	Best utility player, hardest worker on the team,will see playing time
SS	Blair Smith	R	R	.184,9 RBI,3 2B	Anchor for the infield,smoothest SS in the country, makes all plays
SS	Alicia Owen	R	R	Incoming Freshman	A gamer, can come through in the clutch
SS	Lauren Delahoussaye	R	R	Incoming Freshman	Quick, agile,has a cannon for an arm,will see defensive action
3B	Julie Wiese	R	R	.269,11 2B,20 RBI	Looks awesome,should return to freshman form,look for fireworks
3B	Lauren Delahoussaye	R	R	Incoming Freshman	Quick, agile,has a cannon for an arm,will see defensive action
3B	Tessa Lynam	R	R	.291,9 HR,40 RBI	As dangerous a bat as we have,has to be in the lineup offensively
LF	Leslie Klein	L	R	Incoming Freshman	Complete package, Pete Rose-type player, fun to watch
LF	Sara Fitzgerald	R	R	.226,7 RBI,4 2B	Best utility player, hardest worker on the team,will see playing time
CF	LaDonia Hughes	L	R	Junior College Transfer	A coach's dream,fun to watch,great arm,Dee Douglas speed
RF	Megann Steege	R	R	.269,12 RBI,2 HR	As good as it gets defensively, should post big numbers,true Tiger
RF	Camille Harris	R	R	Incoming Freshman	A dangerous stick,looking for defensive position in lineup
P	Kristin Schmidt	R	R	1.02 ERA,17-4,200 K	Has done a great job,posted huge SEC wins,can step up for big
P	Tessa Lynam	R	R	Did not pitch	Will surprise people,looked good in fall,true competitor

Schedule

With one of the most difficult schedules in recent years, the 2003 Tigers will be put to the test early and often as LSU heads toward postseason play. This year the NCAA Tournament field expands to 64 teams with eight, eight-team regionals.

"I think we are going to approach the entire season a different way because of the expanded NCAA bracket," said Girouard. "We want to make sure that we are better at the end of the year than we are at the beginning, and that may hold true to form."

"The early tournaments are a real challenge for us. That is a good thing because it will prepare us for the SEC battles and once again we want to get better throughout the season and peak toward the end."

LSU opens with the Tiger Classic, which features NCAA Regional finalist DePaul and Baylor, which is led by former LSU head coach Glenn Moore.

"We have a nice tournament with DePaul that has gone to the College World Series," said Girouard. "Baylor is also coming in here with Coach Moore who will bring in some passion and emotion. I'm sure his team will want to beat the Tigers for him. That first tournament will be a great one."



Tessa Lynam led the Tigers with nine home runs in her freshman season.

LSU then travels to Las Vegas for the UNLV Classic, opening with NCAA Regional finalist Cal State Fullerton and WCWS participant UCLA.

"In the Las Vegas Tournament we start out with UCLA and Cal State Fullerton on the first day," continued Girouard. "Everyone expected Fullerton to get into the College World Series last year and they return a tremendous team. That tournament will be a challenge for us."

The schedule gets no easier at the NFCA Leadoff Classic as the Tigers face WCWS participant Oklahoma and Cal State Fullerton again.

"In the Leadoff Classic we meet Oklahoma, which has won a national championship, and Fullerton again," said Girouard.

After the Purple and Gold Challenge at home, the Tigers open conference play at home against Tennessee.

LSU also faces Alabama, Kentucky, Ole Miss and Arkansas in Tiger Park this year. The Tigers face their biggest tests on the road this season against Auburn, Florida, Georgia, Mississippi State and South Carolina. Of the teams LSU plays on the road, all qualified for the SEC Tournament and only Florida did not complete in an NCAA Regional last year.

"I don't think there is any question that people in the SEC think that this is up for grabs now," Girouard said. "The schedule is very difficult at the beginning of the year on purpose to prepare us for the SEC wars."

Mix in non-conference games against NCAA Regional participant Northwestern State, Centenary, Jackson State, McNeese State, Nicholls State, Southern Miss and Southeastern Louisiana and the Tigers face a difficult journey in 2003.

"I believe this is a young team that will get better as the season goes along," said Girouard. "I expect some bumps along the way, but I like my team and once you have played in the Women's College World Series and know what it means to be that close to a national championship, nothing less is

Opponents

Alabama



March 29 at Baton Rouge, La. - 4 p.m., 6 p.m.
March 30 at Baton Rouge, La. - 1 p.m.

Location: Tuscaloosa, Ala.
 Enrollment: 19,400
 Nickname: Crimson Tide
 Colors: Crimson & White
 Interim President: Dr. Barry Mason
 Athletic Director: Mal Moore
 Field (Capacity): UA Softball Complex (1,595)
 Head Coach: Patrick Murphy
 Record at Alabama: 201-72 (Four years)
 Overall Record: 201-72 (Four years)
 Assistant Coaches: Alyson Habetz, Vann Stuedeman
 Softball Office Phone: (205) 348-4455
 2002 Record: 46-21
 2002 SEC Record (Standing): 22-8 (2nd-West)
 Letterwinners Returning/Lost: 13/2
 Starters Returning/Lost: 7/1
 Pitchers Returning/Lost: 2/1
 Sports Information Contact: John Hayden
 Office Phone: (205) 348-6734
 Home Phone: (205) 553-2476
 SID E-mail: jhayden@ia.ua.edu
 SID Fax: (205) 348-8841
 Website: www.rolltide.com
 Press Box Phone: (205) 348-0909
 Overall Series Record: LSU leads 18-12
 2002 Series Record: LSU, 3-0

Arkansas



April 22 at Baton Rouge, La. - 5:30 p.m., 7:30 p.m.
April 23 at Baton Rouge, La. - 2 p.m.

Location: Fayetteville, Ark.
 Enrollment: 16,035
 Nickname: Lady Backs
 Colors: Cardinal & White
 Chancellor: Dr. John A. White
 Athletic Director: Bev Lewis
 Field (Capacity): Lady Back Yard (1,500)
 Head Coach: Carrie Dever-Boaz
 Record at Arkansas: 202-198 (Six years)
 Overall Record: 202-198 (Six years)
 Assistant Coaches: Shannon Salsburg, Linda Garza
 Softball Office Phone: (479) 575-6620
 2002 Record: 39-28-1
 2002 SEC Record (Standing): 14-16 (4th-West)
 Letterwinners Returning/Lost: 12/6
 Starters Returning/Lost: 5/3
 Pitchers Returning/Lost: 2/1
 Sports Information Contact: Jeri Thorpe
 Office Phone: (479) 575-5037
 Home Phone: (479) 443-3219
 SID E-mail: jthorpe@uark.edu
 SID Fax: (479) 575-7410
 Website: www.ladybacks.com
 Press Box Phone: (479) 575-5292
 Overall Series Record: LSU leads 23-3
 2002 Series Record: LSU, 2-1

Auburn



April 26 at Auburn, Ala. - Noon, 2 p.m.
April 27 at Auburn, Ala. - Noon

Location: Auburn, Ala.
 Enrollment: 21,775
 Nickname: Tigers
 Colors: Burnt Orange & Navy Blue
 President: Dr. William F. Walker
 Athletic Director: David House
 Field (Capacity): AU Softball Complex (1,500)
 Head Coach: Tina Deese
 Record at Auburn: 180-197-1 (Six years)
 Overall Record: 466-320-2 (14 years)
 Assistant Coaches: Mike Perniciaro, Amy Reif
 Softball Office Phone: (334) 844-9654
 2002 Record: 38-27
 2002 SEC Record (Standing): 15-15 (3rd-West)
 Letterwinners Returning/Lost: 14/6
 Starters Returning/Lost: 6/3
 Sports Information Contact: Thomas Stepp
 Office Phone: (334) 844-9180
 SID E-mail: steptc@auburn.edu
 SID Fax: (334) 844-9807
 Website: www.auburntigers.com
 Press Box Phone: N/A
 Overall Series Record: LSU leads 21-4
 2002 Series Record: LSU, 4-1

Florida



May 3 at Gainesville, Fla. - Noon, 2 p.m.
May 4 at Gainesville, Fla. - 10 a.m.

Location: Gainesville, Fla.
 Enrollment: 45,937
 Nickname: Gators
 Colors: Orange & Blue
 President: Dr. Charles Young
 Athletic Director: Jeremy Foley
 Field (Capacity): Florida Softball Field (1,200)
 Head Coach: Karen Johns
 Record at Florida: 69-63 (Two years)
 Overall Record: 69-63 (Two years)
 Assistant Coaches: Dave Majeski, Heather Compton
 Softball Office Phone: (352) 375-4683 ext.5554
 2002 Record: 32-35
 2002 SEC Record (Standing): 12-18 (3rd-East)
 Letterwinners Returning/Lost: 17/1
 Starters Returning/Lost: 8/1
 Pitchers Returning/Lost: 4/0
 Sports Information Contact: Heidi Johnson
 Office Phone: (352) 375-4683 ext.6128
 Home Phone: (352) 380-9182
 SID E-mail: heidij@gators.uaa.ufl.edu
 SID Fax: (352) 375-9997 ext.6128
 Website: www.gatorzone.com
 Press Box Phone: (352) 379-3066
 Overall Series Record: LSU leads 11-4
 2002 Series Record: LSU, 2-1

Georgia



March 22 at Athens, Ga. - Noon, 2 p.m.
March 23 at Athens, Ga. - Noon

Location: Athens, Ga.
 Enrollment: 32,400
 Nickname: Bulldogs
 Colors: Red & Black
 President: Dr. Michael F. Adams
 Athletic Director: Vince Dooley
 Field (Capacity): Georgia SB Complex (1,000)
 Head Coach: Lu Harris-Champer
 Record at UGA: 92-43 (Two years)
 Overall Record: 301-108 (Six years)
 Assistant Coaches: Sharon Perkins, Shaunte' Fremin
 Softball Office Phone: (706) 542-1170
 2002 Record: 59-17
 2002 SEC Record (Standing): 18-12 (2nd-East)
 Letterwinners Returning/Lost: 12/6
 Starters Returning/Lost: 8/1
 Pitchers Returning/Lost: 2/1
 Sports Information Contact: Matt Hall
 Office Phone: (706) 542-1621
 Home Phone: (706) 549-1434
 SID E-mail: mhall@sports.uga.edu
 SID Fax: (706) 542-9339
 Website: www.georgiadogs.com
 Press Box Phone: (706) 227-7127
 Overall Series Record: LSU leads 17-0
 2002 Series Record: LSU, 3-0

Kentucky



April 12 at Baton Rouge, La. - 11 a.m., 1 p.m.
April 13 at Baton Rouge, La. - 11 a.m.

Location: Lexington, Ky.
 Enrollment: 34,182
 Nickname: Wildcats
 Colors: Blue & White
 President: Dr. Lee T. Todd Jr.
 Athletic Director: Mitch Barnhart
 Field (Capacity): UK Softball Complex (500)
 Head Coach: Beth Pruitt
 Record at UK: 140-226 (Six years)
 Overall Record: 164-327 (10 years)
 Assistant Coaches: Lynda Cook, Kelly Kretschman, Mandy Balduf
 Softball Office Phone: (859) 257-9037
 2002 Record: 24-32
 2002 SEC Record (Standing): 6-21 (5th-East)
 Letterwinners Returning/Lost: 8/7
 Starters Returning/Lost: 5/4
 Sports Information Contact: Patrick Mitchell
 Office Phone: (859) 257-3838
 SID E-mail: pmitc2@uky.edu
 SID Fax: (859) 323-4310
 Website: www.ukathletics.com
 Press Box Phone: (859) 257-9403
 Overall Series Record: LSU leads 12-0
 2002 Series Record: LSU, 3-0

Mississippi State



March 26 at Starkville, Miss.- 5 p.m., 7 p.m.
March 27 at Starkville, Miss.- 4 p.m.

Location: Starkville, Miss.
Enrollment: 16,610
Nickname: Bulldogs
Colors: Maroon & White
President: Dr. Malcolm Porter
Athletic Director: Larry Templeton
Field (Capacity): MSU Softball Field (750)
Head Coach: Jay Miller
Record at MSU: First year
Overall Record: 707-408 (18 years)
Assistant Coaches: Bo Reid, Annie Smith
Softball Office Phone: (662) 325-0560
2002 Record: 36-31
2002 SEC Record (Finish): 13-16 (4th-West)
Letterwinners Returning/Lost: 13/4
Starters Returning/Lost: 8/1
Pitchers Returning/Lost: 3/2
Sports Information Contact: Todd Anderson
Office Phone: (662) 325-7556
Home Phone: (662) 323-8987
SID E-mail: tanderson@athletics.msstate.edu
SID Fax: (662) 325-3654
Website: www.msstateathletics.com
Press Box Phone: (662) 325-7546
Overall Series Record: LSU leads 20-2
2002 Series Record: LSU, 4-0



Ole Miss

April 18 at Baton Rouge, La.- 5:30 p.m., 7:30 p.m.
April 19 at Baton Rouge, La.- 1 p.m.

Location: Oxford, Miss.
Enrollment: 14,960
Nickname: Rebels
Colors: Cardinal Red & Navy Blue
Chancellor: Dr. Robert C. Khayat
Athletic Director: Pete Boone
Field (Capacity): Ole Miss SB Complex (1,000)
Head Coach: Candi Letts
Record at Ole Miss: 89-114 (Four years)
Overall Record: 244-252 (Nine years)
Assistant Coaches: Dedeann Pendelton, Jose Garcia
Softball Office Phone: (662) 915-7971
2002 Record: 25-29
2002 SEC Record (Standing): 7-23 (6th-West)
Letterwinners Returning/Lost: 11/4
Starters Returning/Lost: 8/1
Sports Information Contact: Kyle Campbell
Office Phone: (662) 915-7522
SID E-mail: ekcampbe@olemiss.edu
SID Fax: (662) 915-7006
Press Box Phone: (662) 915-7851
Web site: www.OleMissSports.com
Overall Series Record: LSU leads 20-2
2002 Series Record: LSU, 3-0

South Carolina



March 15 at Columbia, S.C.- 1 p.m., 3 p.m.
March 16 at Columbia, S.C.- Noon

Location: Columbia, S. C.
Enrollment: 26,346
Nickname: Gamecocks
Colors: Garnet & Black
President: Dr. John Palms
Athletic Director: Dr. Mike McGee
Field (Capacity): Beckham Field (1,500)
Head Coach: Joyce Compton
Record at South Carolina: 735-268-2 (16 years)
Overall Record: 943-364-2 (27 years)
Assistant Coaches: Holly Aprile, Angela Thompson
Softball Office Phone: (803) 777-7858
2002 Record: 46-20
2002 SEC Record (Standing): 20-10 (1st-East)
Letterwinners Returning/Lost: 13/3
Starters Returning/Lost: 8/2
Sports Information Contact: Ayanna Wakefield
Office Phone: (803) 777-8017
SID E-mail: ayanna@gwm.sc.edu
SID Fax: (803) 777-2967
Press Box Phone: (803) 777-8428
Website: www.uscscsports.com
Overall Series Record: LSU leads 11-6
2002 Series Record: LSU, 3-1



Tennessee

March 8 at Baton Rouge, La.- 11 a.m., 1 p.m.
March 9 at Baton Rouge, La.- 11 a.m.

Location: Knoxville, Tenn.
Enrollment: 25,501
Nickname: Lady Volunteers
Colors: Orange & White
President: Dr. John W. Shumaker
Athletic Director: Joan Cronan
Field (Capacity): Tennessee Field at Tyson Park (1,000)
Co-Head Coach: Ralph Weekly
Record at UT: 35-25-1 (One year)
Overall Record: 539-205-1 (15 years)
Co-Head Coach: Karen Weekly
Record at UT: 35-25-1 (One year)
Overall Record: 259-122-1 (Six years)
Assistant Coach: Michele Granger
Softball Office Phone: (865) 974-8192
2002 Record: 35-25-1
2002 SEC Record (Standing): 8-17 (4th-East)
Letterwinners Returning/Lost: 4/12
Starters Returning/Lost: 3/6
Pitchers Returning/Lost: 1/3
Sports Information Contact: John Hines
Office Phone: (865) 974-4275
Home Phone: (865) 694-4575
SID E-mail: johnhines@utk.edu
SID Fax: (865) 974-8875
Website: www.utladyvols.com
Press Box Phone: (865) 673-6693
Overall Series Record: LSU leads 11-3
2002 Series Record: LSU, 3-0

Baylor

LSU Tiger Classic

Feb. 7 at Baton Rouge, La.- 6 p.m.

Location: Waco, Texas
Enrollment: 14,159
Nickname: Bears
Colors: Green & Gold
President: Dr. Robert B. Soan, Jr.
Athletic Director: Tom Stanton
Field (Capacity): Gettman Stadium (1,250)
Head Coach: Glenn Moore
Record at Baylor: 84-40 (Two years)
Overall Record: 223-82 (Five years)
Assistant Coaches: Mark Lumley, Mary Ann Jennings
Softball Office Phone: (254) 710-3055
Conference: Big 12
2002 Record: 46-18
2002 Conference Record (Standing): 10-8 (4th)
Letterwinners Returning/Lost: 13-4
Starters Returning/Lost: 9/1
Sports Information Contact: Larry Little
Office Phone: (254) 710-4389
SID E-mail: Larry_Little@baylor.edu
SID Fax: (254) 710-1369
Website: www.baylorbears.com
Press Box Phone: (254) 710-1045
Overall Series Record: LSU leads 2-0

Cal Poly

UNLV Softball Classic

Feb. 15 at Las Vegas, Nev.- 11 a.m.

Location: San Luis Obispo, Calif.
Enrollment: 17,500
Nickname: Mustangs
Colors: Forest Green & Gold
President: Dr. Warren J. Baker
Athletic Director: John McCutcheon
Field (Capacity): Bob Janssen Field (826)
Head Coach: Lisa Boyer
Record at Cal Poly: 292-311 (14 years)
Overall Record: 292-311 (14 years)
Assistant Coaches: Sara Clarin, Ali Viola
Softball Office Phone: (805) 756-6366
Conference: Big West
2002 Record: 25-29
2002 Conference Record (Standing): 8-16 (5th)
Letterwinners Returning/Lost: 15/5
Starters Returning/Lost: 5/4
Sports Information Contact: Emil Dizon
Office Phone: (805) 756-6531
SID E-mail: edizon@calpoly.edu
SID Fax: (805) 756-2650
Website: www.gopoly.com
Press Box Phone: (805) 756-7459
Overall Series Record: First Meeting

Cal State Fullerton

UNLV Softball Classic

Feb. 14 at Las Vegas, Nev.- 10 a.m.

NFCA Leadoff Classic

Feb. 21 at Columbus, Ga.- 4 p.m.

Location: Fullerton, Calif.
Enrollment: 32,143
Nickname: Titans
Colors: Navy, Blue, Orange & White
President: Dr. Milton A. Gordon
Athletic Director: Brian Quinn
Field (Capacity): Titan Softball Complex (1,000)
Head Coach: Michelle Gramacki
Record at CSF: 146-42 (Three years)
Overall Record: 146-42 (Three years)
Assistant Coaches: Terry Schweikert, Dee Dee Weiman
Conference: Big West

Opponents

2002 Record: 53-13
 2002 Conference Record (Standing): 22-2 (1st)
 Letterwinners Returning/Lost: 11/6
 Starters Returning/Lost: 5/3
 Sports Information Contact: Jason Spencer
 Office Phone: (714) 278-7547
 SID E-mail: jspencer@fullerton.edu
 SID Fax: (714) 278-3141
 Website: www.titansports.org
 Press Box Phone: (714) 278-5851
 Overall Series Record: First Meeting

Centenary

April 2 at Baton Rouge, La. - 5:30 p.m., 7:30 p.m.
 Location: Shreveport, La.
 Enrollment: 890
 Nickname: Ladies
 Colors: Maroon & White
 President: Dr. Kenneth L. Schwab
 Athletic Director: Dr. David Bedard
 Field (Capacity): Centenary Softball Complex
 Head Coach: Mark Montgomery
 Record at Centenary: First year
 Overall Record: First year
 Assistant Coach: Joey Hall
 Softball Office Phone: (318) 869-5094
 Conference: Independent
 2002 Record: 19-35
 Letterwinners Returning/Lost: 14/8
 Starters Returning/Lost: 7/2
 Sports Information Contact: Jason Behenna
 Office Phone: (318) 869-5092
 SID E-mail: jbehenna@centenary.edu
 SID Fax: (318) 869-5128
 Website: www.centenary.edu/ath
 Press Box Phone: N/A
 Overall Series Record: LSU leads 6-0

Central Michigan

UNLV Softball Classic
Feb. 16 at Las Vegas, Nev. - 11 a.m.
 Location: Mount Pleasant, Mich.
 Enrollment: 28,159
 Nickname: Chippewas
 Colors: Maroon & Gold
 President: Michael Rao
 Athletics Director: Herb Deromedi
 Field (Capacity): CMU Softball Complex (1,000)
 Head Coach: Margo Jonker
 Record at CMU: 806-429-5 (23 years)
 Career Record: 806-429-5 (23 years)
 Assistant Coaches: Christine Vogt, Jenny Bouck
 Softball Office Phone (989) 774-6688
 Conference: Mid-American
 2002 Overall Record: 39-16
 2002 Conference Record (Finish): 23-1 (1st)
 Letterwinners Returning/Lost: 9/6
 Starters Returning/Lost: 6/3
 Softball Contact: Don Helinski
 Office Phone: (989) 774-1763
 SID E-mail: donald.helinski@cmich.edu
 SID Fax: (989) 774-7324
 Website: www.cmuchippewas.com
 Press Box Phone: (989) 774-3886
 Overall Series Record: First Meeting

DePaul

LSU Tiger Classic
Feb. 8 at Baton Rouge, La. - 6 p.m.
 Location: Chicago, Ill.
 Enrollment: 20,548
 Nickname: Blue Demons
 Colors: Royal Blue & Scarlet
 President: Rev. John P. Minogue
 Athletic Director: Jean Lenti Ponsetto
 Field (Capacity): Wish Field (1,000)
 Head Coach: Eugene Lenti
 Record at DePaul: 729-368-4 (21 years)
 Overall Record: 729-368-4 (21 years)
 Assistant Coaches: Yvette Healy, Nicole Wondaal
 Softball Office Phone: (773) 325-7253
 Conference: Conference USA
 2002 Record: 50-11
 2002 Conference Record (Standing): 20-1 (First)
 Letterwinners Returning/Lost: 12/3
 Starters Returning/Lost: 7/2
 Sports Information Contact: Meg Ward
 Office Phone: (773) 325-7525
 SID E-mail: mward9@depaul.edu
 SID Fax: (773) 325-7531
 Website: www.depaulbluedemons.com
 Press Box Phone: N/A
 Overall Series Record: DePaul leads 1-0

Houston

LSU Purple & Gold Challenge
Feb. 28 at Baton Rouge, La. - 2 p.m.
March 1 at Baton Rouge, La. - 2 p.m.
 Location: Houston, Texas
 Enrollment: 30,757
 Nickname: Cougars
 Colors: Scarlet & White
 President: Dr. Arthur K. Smith
 Athletic Director: Dave Maggard
 Field (Capacity): Cougar Softball Complex (1,200)
 Head Coach: Kyla Holas
 Record at Houston: 57-58 (Two years)
 Overall Record: 57-58 (Two years)
 Assistant Coaches: Beth McClendon, Nicole Dickson
 Softball Office Phone: (713) 743-9368
 Conference: Conference USA
 2002 Record: 35-25
 2002 Conference Record (Standing): 9-14 (7th)
 Letterwinners Returning/Lost: 12/7
 Sports Information Contact: Laura Lesko
 Office Phone: (713) 743-9408
 SID E-mail: lalesko@mail.uh.edu
 SID Fax: (713) 743-9411
 Website: www.uhcougars.com
 Press Box Phone: N/A
 Overall Series Record: LSU leads 1-0

Jackson State

LSU Purple & Gold Challenge
Feb. 28 at Baton Rouge, La. - 6 p.m.
March 19 at Baton Rouge, La. - 5:30 p.m., 7:30 p.m.
 Location: Jackson, Miss.
 Enrollment: 7,783
 Nickname: Lady Tigers
 Colors: Royal Blue & White
 President: Dr. Ronald Mason, Jr.
 Athletic Director: Roy E. Culberson
 Head Coach: Jack Lott
 Record at Jackson State: 40-50 (Two years)
 Overall Record: 45-50 (Two years)
 Assistant Coach: Corey Grayson
 Softball Office Phone: (601) 979-3929
 Conference: Southwestern Athletic

2002 Record: 30-23
 2002 Conference Record (Standing): 27-5 (2nd-East)
 Letterwinners Returning/Lost: 9/9
 Starters Returning/Lost: 6/3
 Sports Information Contact: William Bright, Jr.
 Office Phone: (601) 979-2274
 SID E-mail: w_bright@hotmail.com
 SID Fax: (601) 979-2000
 Website: www.jsu.edu/~tigersports
 Overall Series Record: LSU leads 1-0

McNeese State

Feb. 26 at Baton Rouge, La. - 6:30 p.m.
 Location: Lake Charles, La.
 Enrollment: 7,879
 Nickname: Cowgirls
 Colors: Blue & Yellow
 President: Dr. Robert Hebert
 Athletic Director: Sonny Watkins
 Field (Capacity): Cowgirl Diamond (500)
 Head Coach: Scott Eastman
 Record at McNeese: 268-287 (10 years)
 Overall Record: 268-287 (10 years)
 Assistant Coaches: Chris Malveaux, Melanie Meuchel
 Conference: Southland
 2002 Record: 23-28
 2002 Conference Record (Standing): 17-10 (4th)
 Letterwinners Returning/Lost: 9/8
 Starters Returning/Lost: 6/3
 Sports Information Contact: Pam LaFosse
 Office Phone: (337) 475-5926
 SID E-mail: plafosse@structurex.net
 SID Fax: (337) 475-5928
 Website: www.mcneese.edu
 Press Box Phone: N/A
 Overall Series Record: LSU leads 11-0

Nicholls State

March 12 at Baton Rouge, La. - 6:30 p.m.
April 9 at Thibodaux, La. - 6:30 p.m.
 Location: Thibodaux, La.
 Enrollment: 7,367
 Nickname: Lady Colonels
 Colors: Red & Gray
 President: Dr. Donald J. Ayo
 Athletic Director: Rob Bernardi
 Field (Capacity): Lady Colonel SB Diamond (500)
 Head Coach: Phyllis Guedry
 Record at Nicholls State: First year
 Overall Record: 115-114 (Four years)
 Assistant Coach: Lauren Koelemay
 Softball Office Phone: (985) 448-4263
 Conference: Southland
 2002 Record: 15-42
 2002 Conference Record (Standing): 7-20 (9th)
 Letterwinners Returning/Lost: 14/5
 Starters Returning/Lost: 3/5
 Sports Information Contact: Leigh Anne Gullett
 Office Phone: (985) 448-4282
 SID E-mail: sid-lag@nicholls.edu
 SID Fax: (985) 448-4490
 Website: www.colonelsports.com
 Press Box Phone: N/A
 Overall Series Record: LSU leads 5-1

Northwestern State

Feb. 19 at Baton Rouge, La. - 5:30 p.m., 7:30 p.m.
 Location: Natchitoches, La.
 Enrollment: 9,415
 Nickname: Demons
 Colors: Purple & White with Orange
 President: Dr. Randall Webb

Athletic Director: Greg Burke
Field (Capacity): Demon Diamond (1,000)
Head Coach: Eileen Schmidt
Record at NSU: First year
Overall Record: First year
Assistant Coach: Mary Thompson
Softball Office Phone: (318) 357-4234
Conference: Southland
2002 Record: 45-25
2002 Conference Record (Standing): 22-5 (2nd)
Letterwinners Returning/Lost: 8/6
Starters Returning/Lost: 4/5
Sports Information Contact: Doug Ireland
Office Phone: (318) 357-6297
SID E-mail: ireland@nsula.edu
SID Fax: (318) 357-4515
Website: www.nsudemons.com
Press Box Phone: N/A
Overall Series Record: LSU leads 17-0

Oklahoma

NFCA Leadoff Classic
Feb.22 at Columbus,Ga.- 9 a.m.
Location: Norman,Okla.
Enrollment: 28,954
Nickname: Sooners
Colors: Crimson& Cream
President: David L.Boren
Athletic Director: Joe Castiglione
Field (Capacity): OU Softball Complex (1,000)
Head Coach: Patty Gasso
Record at OU: 402-126 (Nine years)
Overall Record: 664-185 (13 years)
Assistant Coaches: Melyssa Lombardi,Howard Dobson
Softball Office Phone: (405) 325-8361
Conference: Big 12
2002 Record: 49-16
2002 Conference Record (Standing): 14-2 (2nd)
Letterwinners Returning/Lost: 10/6
Starters Returning/Lost: 8/2
Sports Information Contact: Jason Matheson
Office Phone: (405) 325-4274
SID E-mail: jmatheson@ou.edu
SID Fax: (405) 325-7623
Website: www.soonersports.com
Press Box Phone: (405) 325-8177
Overall Series Record: LSU leads 3-1

Southeastern Louisiana

March 6 at BatonRouge,La.- 6:30 p.m.
Location: Hammond,La.
Enrollment: 15,199
Nickname: Lady Lions
Colors: Green & Gold
President: Dr. Randy Moffett
Athletic Director: Frank Pergolizzi
Field (Capacity): North Oak Park (1,000)
Head Coach: Pete Langlois
Record at SLU: 211-245 (Eight years)
Overall Record: 211-245 (Eight years)
Assistant Coach: Heather Heimbach
Softball Office Phone: (985) 549-2253
Conference: Southland
2002 Record: 30-27
2002 Conference Record (Standing): 15-16 (4th)
Letterwinners Returning/Lost: 9/7
Starters Returning/Lost: 6/5
Sports Information Contact: Dart Volz
Office Phone: (985) 549-2142
SID E-mail: dvolz@selu.edu
SID Fax: (985) 549-3773
Website: www.LionSports.net
Press Box Phone: N/A
Overall Series Record: LSU leads 3-0

Southern Miss

LSU Purple & Gold Challenge
March 1 at Baton Rouge,La.- 2 p.m.
April 16 at Hattiesburg,Miss.- 7 p.m.
April 29 at Baton Rouge,La.- 6:30 p.m.
Location: Hattiesburg,Miss.
Enrollment: 14,233
Nickname: Golden Eagles
Colors: Black & Gold
President: Dr. Shelby Thames
Athletic Director: Richard Giannini
Field (Capacity): USM Softball Complex (1,000)
Head Coach: Gay McNutt
Record at Southern Miss: 74-49 (Two years)
Overall Record: 235-224 (Eight years)
Assistant Coaches: Cindy Wille,Christina Edgar
Softball Office Phone: (601) 266-6750
Conference: Conference USA
2002 Record: 28-35
2002 Conference Record (Standing): 15-8 (2nd)
Letterwinners Returning/Lost: 9/7
Starters Returning/Lost: 5/5
Sports Information Contact: Chris Doyle
Office Phone: (601) 266-4503
SID E-mail: christopher.doyle@usm.edu
SID Fax: (601) 266-4507
Website: www.southernmiss.com
Press Box Phone: N/A
Overall Series Record: LSU leads 7-4

Stephen F. Austin

LSU Tiger Classic
Feb.7 at Baton Rouge,La.- 2 p.m.
Feb.8 at BatonRouge,La.- 2 p.m.
Location: Nacogdoches, Texas
Enrollment: 11,500
Nickname: Ladyjacks
Colors: Purple &White
President: Dr. Tito Guerrero,III
Athletic Director: Steve McCarty
Field (Capacity): Coy Simms SB Complex (250)
Head Coach: Jennifer Poulsen
Record at SFA: 9-51 (One year)
Overall Record: 9-51 (One year)
Assistant Coaches: Loree McCary, Casey Hunka,Matt Schooler
Softball Office Phone: (936) 468-4011
Conference: Southland
2002 Record: 9-51
2002 Conference Record (Standing): 3-23 (10th)
Letterwinners Returning/Lost: 8/6
Starters Returning/Lost: 5/4
Sports Information Contact: Rob Meyers
Office Phone: (936) 468-2606
SID E-mail: rmeyers@sfasu.edu
SID Fax: (936) 468-4593
Website: www.sfajacks.com
Press Box Phone: (936) 552-1154
Overall Series Record: LSU leads 4-0

UCLA

UNLV Softball Classic
Feb.14 at Las Vegas,Calif.- 1:30 p.m.
Location: Los Angeles,Calif.
Enrollment: 36,890
Nickname: Bruins
Colors: Blue & Gold
Chancellor: Dr. Albert Carnesale
Athletic Director: Dan Guerrero
Field (Capacity): Easton Stadium (800)
Head Coach: Sue Enquist
Record at UCLA: 696-130-1 (14 years)
Overall Record: 696-130-1 (14 years)
Assistant Coaches: Kelly Inouye-Pere,Gina Vecchione,Lisa Fernandez

Conference: Pac-10
2002 Record: 55-9
2002 Conference Record (Standing): 18-3 (1st)
Letterwinners Returning/Lost: 11/5
Sports Information Contact: Amy Symons
Office Phone: (310) 206-8123
SID E-mail: asymons@ucla.edu
SID Fax: (310) 825-8664
Website: www.uclabruins.com
Press Box Phone: (310) 206-0112
Overall Series Record: UCLA leads 2-1

Utah

UNLV Softball Classic
Feb.15 at Las Vegas,Nev.- 6:30 p.m.
Location: Salt Lake City, Utah
Enrollment: 28,300
Nickname: Utes
Colors: Crimson & White
President: Dr. Bernie Machen
Athletic Director: Dr. Chris Hill
Field (Capacity): Ute Field (500)
Head Coach: Mona Stevens
Record at Utah: 217-150-1 (Six years)
Overall Record: 217-150-1 (Six years)
Assistant Coaches: Marianne Bullis,Carrie Kosderka
Conference: Mountain West
2002 Record: 30-36
200 Conference Record (Standing): 10-6 (2nd)
Letterwinners Returning/Lost: 9-5
Starters Returning/Lost: 4/4
Sports Information Contact: Melissa Hall
Office Phone: (801) 581-8302
SID E-mail: mhall@huntsman.utah.edu
SID Fax: (801) 581-4358
Website: www.utahutes.com
Press Box Phone: (801) 585-1654
Overall Series Record: First Meeting

Villanova

NFCA Leadoff Classic
Feb.21 at Columbus,Ga.- 1:30 p.m.
Location: Villanova, Pa.
Enrollment: 6,295
Nickname: Wildcats
Colors: Blue & White
President: Rev. Edmund J. Dobbins
Athletic Director: Vince Nicastro
Field (Capacity): Villanova Softball Field
Head Coach: Maria DiBernardi
Record at Villanova: 462-325-6 (18 years)
Overall Record: 462-325-6 (18 years)
Assistant Coach: Linda Goss
Softball Office Phone: (610) 519-4138
Conference: Big East
2002 Record: 45-15
2002 Conference Record (Standing): 14-6 (2nd)
Letterwinners Returning/Lost: 16/2
Starters Returning/Lost: 7/2
Sports Information Contact: Megan O'Leary
Office Phone: (610) 519-6460
SID E-mail: megan.oleary@villanova.edu
SID Fax: (610) 519-7323
Website: www.villanova.com
Press Box Phone: (610) 519-5258
Overall Series Record: First Meeting

Tournaments/Travel Information

LSU Tiger Classic

Hosted by LSU • Feb. 7-9
Baton Rouge, La.

Participating teams: Baylor, DePaul, LSU, Stephen F. Austin

Friday, Feb. 7

Noon Stephen F. Austin vs. DePaul
2 p.m. LSU vs. Stephen F. Austin
4 p.m. DePaul vs. Baylor
6 p.m. Baylor vs. LSU

Saturday, Feb. 8

Noon Baylor vs. Stephen F. Austin
2 p.m. Stephen F. Austin vs. LSU
4 p.m. Baylor vs. DePaul
6 p.m. DePaul vs. LSU

Sunday, Feb. 9

10 a.m. No. 2 seed vs. No. 3 seed
Noon No. 1 seed vs. No. 4 seed
2 p.m. Championship Game

UNLV Softball Classic

Hosted by UNLV • Feb. 14-16
Las Vegas, Nev.

Participating teams: California, Cal Poly, Cal State Fullerton, Central Michigan, California-Riverside, Hawaii, LSU, Nebraska, Oregon State, Portland State, Purdue, South Carolina, Texas Tech, UCLA, UNLV, Utah

Friday, Feb. 14

10 a.m. vs. Cal St. Fullerton Field 1
12:30 p.m. vs. UCLA Field 2

Saturday, Feb. 15

10 a.m. vs. Cal Poly Field 3
5:30 p.m. vs. Utah Field 2

Sunday, Feb. 16

10 a.m. vs. Central Michigan Field 1

NFCA Leadoff Classic

South Commons Stadium and Complex • Feb. 21-23
Columbus, Ga.

Participating teams: Alabama, Arizona State, Cal State Fullerton, California, DePaul, Florida State, Illinois State, Liberty, LSU, Massachusetts, Michigan, Nebraska, North Carolina, Notre Dame, Oklahoma, Ohio State, Oregon State, Pacific, South Carolina, Southern Miss, Stanford, Temple, Villanova, Washington

Following pool play, three eight-team divisions will be formed. Each division will play a single elimination tournament with consolation games.

Pool Play

Friday, Feb. 21

1:30 p.m. vs. Villanova Field 1
4 p.m. vs. Cal St. Fullerton Field 1

Saturday, Feb. 22

9 a.m. vs. Oklahoma Stadium

Bracket Play

Saturday, Feb. 22

Afternoon Round one

Sunday, Feb. 23

Morning Second round
Afternoon Final round

Purple and Gold Challenge

Hosted by LSU • Feb. 28 - March 2
Baton Rouge, La.

Participating teams: Jackson State, Houston LSU, Southern Miss

Friday, Feb. 28

Noon Southern Miss vs. Houston
2 p.m. Houston vs. LSU
4 p.m. Jackson State vs. Southern Miss
6 p.m. LSU vs. Jackson State

Saturday, March 1

Noon Jackson State vs. Southern Miss
2 p.m. Southern Miss vs. LSU
4 p.m. Houston vs. Jackson State
6 p.m. LSU vs. Houston

Sunday, March 2

10 a.m. No. 2 seed vs. No. 3 seed
Noon No. 1 seed vs. No. 4 seed
2 p.m. Championship Game

TRAVEL HEADQUARTERS

UNLV Softball Classic Feb. 13-17

Las Vegas, Nev.
Excalibur Hotel
3850 Las Vegas Blvd.
(800) 444-3430
(702) 597-7087 - fax

NFCA Leadoff Classic Feb. 20-23

Columbus, Ga.
Wyndam Hotel
800 Front Ave.
(706) 324-1800
(706) 327-8024 - fax

South Carolina - March 14-16

Columbia, S.C.
Adams Mark
1200 Hampton St.
(800) 771-7000

Georgia - March 21-23

Athens, Ga.
Holiday Inn Athens
197 East Broad St.
(706) 549-4433
(706) 548-3031 - fax

Mississippi State - March 25-28

Starkville, Miss.
Comfort Suites
801 Russell St.
(662) 324-1224
(662) 324-9595 - fax

Auburn - April 25-27

Auburn, Ala.
Hilton Garden Inn
2555 Hilton Garden Dr.
(334) 502-3500
(334) 502-3572 - fax

Florida - May 2-4

Gainesville, Fla.
Holiday Inn West
7417 Newberry Rd.
(352) 332-7500

SEC Tournament - May 7-11

Plant City, Fla.
Hotel TBA



Coaches



Yvette Girouard

Head Coach
Third Year at LSU
23rd Year Overall

In two seasons at LSU, head coach Yvette Girouard's effect on the Tiger softball program has been powerful. With each year, she continues to add to her legacy as one of the greatest coaches in the history of women's softball by making LSU a national force in the collegiate ranks.

Girouard, who was inducted into the Louisiana Softball Coaches Association Hall of Fame in June 2002, enters the 2003 season among the career leaders in NCAA Division I wins (No.8) and winning percentage (No.5) and among the active NCAA Division I coaching leaders in wins (No. 6) and winning percentage (No. 4).

With 21-straight winning seasons to her credit, she has guided her athletes to 31 All-America honors, including three while at LSU, 13 Academic All-America honors and taken her teams to 12 NCAA Regionals.

In 2001, she led LSU to its first appearance in the Women's College World Series, where the Tigers finished third. Under her guidance, Louisiana-Lafayette (formerly Southwestern Louisiana) advanced to the WCWS with a pair of fifth place finishes and a third-place finish in 1993. In 1994, the Lady Cajuns were ranked as high as second nationally, the best national ranking for any team coached by Girouard.

While her influence has been a catalyst for the growth of the game in the state and nationally for many years, her impact in just two years in Baton Rouge has been no less significant. Becoming the first coach in Southeastern

NATIONAL HONORS

- > 2001 NFCA National Coaching Staff of the Year
- > 1990,1993 NFCA National Coach of the Year
- > Six-Time NFCA South Region Coach of the Year
- > Sixth-Winningest Active Division I Coach
- > Fourth-Best Winning Percentage Among Active Division I Coaches
- > Eighth-Winningest All-Time Division I Coach
- > Fifth-Best All-Time Division I Winning Percentage

POSTSEASON ACCOMPLISHMENTS

- > Four Women's College World Series Appearances
- > One of Three Coaches to Lead Two Programs to the WCWS
- > 12 NCAA Regional Appearances
- > Eight National Top 10 Finishes

CONFERENCE HONORS

- > 2001,2002 Southeastern Conference Coach of the Year
- > 2000 Sun Belt Conference Coach of the Year
- > 1984,1985,1987 Southland Conference Coach of the Year

STATE HONORS

- > 11-Time Louisiana Coach of the Year
- > 2002 Louisiana Softball Coaches Association Hall of Fame Inductee

OTHER ACCOMPLISHMENTS

- > 21-Straight Winning Seasons
- > 31 All-Americans
- > 13 Academic All-Americans

Conference history to lead a team to back-to-back tournament championships, Girouard has made a clean sweep of the three major league titles (Western Division, SEC Championship, SEC Tournament Championship) in both of her seasons as a Tiger.

Along the way, she picked up her 100th win at LSU in just 119 games, the fastest Tiger coach to 100 victories in school history. In addition, Girouard led LSU to its highest regular-season ranking, No. 3 nationally, in 2002. With three wins, she will become the all-time winningest head coach in LSU softball history.

THE GIROUARD PHILOSOPHY

"I believe fully in trying to instill in our athletes a knowledge and a love for the qualities and virtues that comprise good character. Character is what we are inside. It is often revealed by how we act when no one is looking. Winning in our program should occur both on the field as well as in the classroom, in society and in personal lives after Tiger softball. When our players leave our program, hopefully we have developed successful people that will feel that their Tiger family will always have a unique and lasting place in their hearts.

"LSU is a very special place with everything provided for success; from athletic facilities to the very best academic center in the country and a first-class administration all at the

disposal of our student athletes. In addition to having the friendliness of Louisiana people, LSU has one of the most beautiful campuses in the country. Our players will know from their first visit to the LSU campus that their number one goal is to leave this institution with their degree in hand.

"In setting our high standards for the athletes that represent this program, the number one characteristic I look for in student-athletes is discipline. We want disciplined people in our program. It all starts with someone who can control her choices in a respectable way, both on and off the field. The ability to choose right from wrong should not be a battle. We expect to play for championships here at LSU and every student-athlete who competes for the

Tiger softball team will have to have that same discipline and expectations. Our staff is dedicated to LSU, our program and our players.

"Concerning the softball side, we will incorporate the 'Tiger Attack' mind set for our games. I'd like to think that my teams are aggressive and hard-nosed, and that they will play the game hard until the final out. We must attack every inning as if the score were 0-0, always thinking 'it is never enough'. We will always be a fundamental team with high emphasis placed on this aspect of the game throughout the entire year. Playing the game with pride, emotion and respect for tradition and class should be a goal for every LSU team. This team will embody those qualities."



GIROUARD YEAR-BY-YEAR

At Louisiana-Lafayette (Southwestern Louisiana until 2000)

Year	Won	Lost	Pct.	Notable
1981	7	15	.318	
1982	15	13	.536	LAIW Champions
1983	22	13	.629	Third Place, Southland Conference
1984	28	9	.757	Southland Conference Champion
1985	39	13	.750	Southland Conference Champion
1986	32	19	.627	Southland Conference Champion
1987	31	16	.660	NIT; Southland Conference Champion
1988	29	16	.644	No.22 National Ranking
1989	48	16	.750	No.21 National Ranking
1990	44	8	.846	No.7 National Ranking; NCAA Regional
1991	33	10	.767	No.14 National Ranking; NCAA Regional
1992	41	12	.774	No.12 National Ranking; NCAA Regional
1993	57	7	.891	No.8 National Ranking; Third place in WCWS
1994	57	5	.919	No.2 National Ranking; NCAA Regional
1995	49	9	.845	No.5 National Ranking; Fifth place in WCWS
1996	46	10	.821	No.5 National Ranking; Fifth place in WCWS
1997	46	18	.718	No.13 National Ranking; NCAA Regional
1998	36	15	.706	
1999	54	11	.831	No.4 National Ranking; NCAA Regional
2000	45	15	.750	No.16 National Ranking; Sun Belt Champion, NCAA Regional

At LSU

2001	59	11	.843	No.3 National Ranking; Third place in WCWS, SEC Champion
2002	56	11	.836	No.9 National Ranking, NCAA Regional, SEC Champion
TOTALS	874	272	.763	Four WCWS Appearances 12 NCAA Regional Appearances

Coaching Career

Head Coach, Lafayette High School (1977-80)
 Head Coach, Comeaux High School (1980)
 Head Coach, Louisiana-Lafayette (1981-2000)
 Head Coach, LSU (2001-present)

Milestones

First win: USL def. New Orleans, 8-3, 1981
 100th win: USL def. Louisiana-Monroe, 5-1, April 13, 1985
 200th win: USL def. Centenary, 2-0, April 23, 1988
 300th win: USL def. Samford, 3-1, Feb. 24, 1991
 400th win: USL def. South Carolina, 6-1, April 11, 1993
 500th win: USL def. Louisiana Tech, 6-0, March 19, 1995
 600th win: USL def. Southwest Missouri State, 1-0, March 29, 1997
 700th win: USL def. Southeastern Louisiana, 9-1, April 15, 1999
 800th win: LSU def. Kentucky, 5-2, April 21, 2001

Despite falling just shy of the the ultimate goal of back-to-back WCWS appearances last season, she earned her second-straight SEC Coach of the Year honor. She has now been named coach of the year by three separate conferences: the Southeastern Conference in 2001 and 2002, the Sun Belt in 2000 and the Southland in 1984, 1985 and 1987.

A fourth-consecutive Louisiana Sport Writer's Association Louisiana Coach of the Year honor followed for Girouard, giving her 11 state honors for her career.

In her first season at LSU, Girouard was able to accomplish something no other coach had been able to do. She led the Tigers to their first appearance in the WCWS with a victory over her former school, Louisiana-Lafayette, in the NCAA Regional Championship game.

In the WCWS, the Tigers fell to Stanford in the first round, but bounced back to knock off Iowa and defending national champion Oklahoma before losing out to UCLA and finishing in a tie for third place nationally, the highest final ranking for any LSU squad.

For their accomplishments, she and assistant coaches James DeFeo and Lori Osterberg were named the National Fastpitch Coaches Association's National Coaching Staff of the Year. She was also named the Coach of the Year by the SEC and the LSWA. To her credit, she was named the National Coach of the Year in 1990 and 1993 and has earned five NFCA South Region Coach of the Year honors.

Despite 2001 being LSU's first trip to the WCWS, Girouard was no stranger to Oklahoma City. She became just the third coach in NCAA history to take two programs to the WCWS after leading Louisiana-Lafayette to three World Series appearances in the 1990s.

In her two decades as the Lady Cajuns' head coach, she built the team from the ground floor with no scholarships and a \$3,000 budget to one of the nation's perennial powers.

She advanced her Louisiana-Lafayette teams to the NCAA Regionals a total of 10 times, hosting on seven of those occasions. With a



record of 463-105 (.815) in the 1990s, her teams posted the third best winning percentage in the nation behind only Arizona and UCLA.

Girouard was born in Broussard, La., and attended Comeaux High School. She earned a bachelor of science degree from USL in 1976 in health and physical education. During her college days, she played on the Lady Cajun volleyball team and was named the school's Female Athlete of the Year in 1976.

Following college, Girouard served as head coach at Lafayette High School where she began the softball program in 1977. In 1980, she coached at her alma mater, Comeaux High School, before beginning the USL softball program in 1981.

Girouard served a three-year term as the South Region Representative on the NCAA All-American Committee and served two two-year stints on the NCAA South Regional ranking committee. She has most recently been named a member of a six-person panel assembled by the Amateur Softball Association and the United States Olympic Committee to develop a set criteria for teaching hitting.

With a list of accomplishments and awards that speak for themselves, Girouard has proven that she can take her teams to the next level and be successful. Her guidance and leadership have carried her through 22 outstanding seasons and hopefully she will continue to build upon her past successes and reach the ultimate goal of a national championship.

Winningest Active Division I Head Coaches

By Percentage (minimum 5 years)

Rank	Coach, Team	Years	W-L-T	Pct.
1.	# Sue Enquist, UCLA	14	696-132-1	.840
2.	Mike Candrea, Arizona	17	926-184-0	.834
3.	JoAnne Graf, Florida, State	19	949-291-6	.764
4.	Yvette Girouard, LSU	22	874-272-0	.763
5.	Patty Gasso, Oklahoma	8	402-126-0	.761
6.	Margie Wright, Fresno State	24	1028-343-3	.749
7.	Lu Harris-Champer, Georgia	6	301-108-1	.735
8.	Mike McGovern, Illinois-Chicago	13	625-249-1	.715
9.	Joyce Compton, South Carolina	20	850-345-1	.711
10.	Liz Miller, Notre Dame	10	421-173-0	.709

By Victories

Rank	Coach, Team	Years	W-L-T	Pct.
1.	Margie Wright, Fresno State	24	1028-343-3	.749
2.	JoAnne Graf, Florida State	20	949-291-6	.764
3.	Gayle Blevins, Iowa	24	927-431-5	.682
4.	Mike Candrea, Arizona	17	926-184-0	.834
5.	Sandy Fischer, Oklahoma State	24	912-381-3	.705
6.	Yvette Girouard, LSU	22	874-272-0	.763
7.	Joyce Compton, South Carolina	20	850-345-1	.711
8.	Linda Wells, Arizona State	28	819-597-1	.578
9.	Margo Jonker, Central Michigan	23	807-429-5	.652
10.	Elaine Sortino, Massachusetts	23	785-340-3	.697

- Co-head coach with Sharron Backus for 1989-96

Winningest All-Time Division I Head Coaches

By Percentage

Rank	Coach, Team	Years	W-L-T	Pct.
1.	* # Sue Enquist, UCLA	14	696-132-1	.840
2.	* Mike Candrea, Arizona	17	926-184-0	.834
3.	# Sharron Backus, UCLA	21	840-167-3	.833
4.	* JoAnne Graf, Florida, State	19	949-291-6	.764
5.	* Yvette Girouard, LSU	22	874-272-0	.763
6.	* Margie Wright, Fresno State	24	1028-343-3	.749
7.	* Mike McGovern, Illinois-Chicago	13	625-249-1	.715
8.	* Joyce Compton, South Carolina	20	850-345-1	.711
9.	Judi Garman, Cal State Fullerton	20	913-374-4	.709
10.	* Carol Hutchins, Michigan	19	777-320-3	.708

By Victories

Rank	Coach, Team	Years	W-L-T	Pct.
1.	* Margie Wright, Fresno State	24	1028-343-3	.749
2.	* JoAnne Graf, Florida State	20	949-291-6	.764
3.	* Gayle Blevins, Iowa	24	927-431-5	.682
4.	* Mike Candrea, Arizona	17	926-184-0	.834
5.	Judi Garman, Cal State Fullerton	20	913-374-4	.709
6.	* Sandy Fischer, Oklahoma State	24	912-381-3	.705
7.	Bill Galloway, Louisiana Tech	24	889-401-2	.689
8.	* Yvette Girouard, LSU	22	874-272-0	.763
9.	* Joyce Compton, South Carolina	20	850-345-1	.711
10.	# Sharron Backus, UCLA	21	840-167-3	.833

* - Active coaches

- Co-head coaches from 1989-96

GIROUARD VS. ALL OPPONENTS

OPPONENT	W	L
Adelphi	1	0
Akron	0	2
Alabama	7	2
Arizona	1	6
Arizona State	3	3
Arkansas	5	1
Arkansas State	6	0
Auburn	6	2
Ball State	5	0
Baylor	5	4
Bowling Green	3	0
Butler	2	0
Cal Poly	First Meeting	
Cal State Fullerton	3	4
Cal State Northridge	3	4
California	1	6
Campbell	2	0
Carthage	1	1
Centenary	34	1
Central Michigan	1	0
Central State	1	0
Coastal Carolina	2	0
Colorado State	2	0
Connecticut	3	0
Cornell	1	0
DePaul	7	3
Drake	1	0
East Carolina	2	0
East Tennessee State	2	0
Eastern Illinois	3	0
Eastern Kentucky	2	0
Eastern Michigan	0	1
Eastern Oklahoma	1	0
Evansville	3	0
Florida	7	1
Florida A&M	1	0
Florida International	3	0
Florida State	6	9
Fresno State	2	1
Furman	6	0
George Mason	2	0
Georgia	8	0
Georgia Southern	2	0
Georgia State	8	2
Georgia Tech	3	0
Grambling State	8	0
Hill College	1	0
Hofstra	5	1
Houston	1	0
Houston Baptist	12	0
Illinois State	6	1
Illinois-Chicago	2	0
Indiana	2	1
Indiana State	3	4
Iowa	2	0
Iowa State	0	2
Jackson State	1	0
Jacksonville State	2	0
Jerry's Caterers	1	1
Kansas	3	1



Kent State	1	0
Kentucky	6	0
Lamar	17	0
Long Beach State	1	0
Long Island	1	0
Louisiana Tech	26	30
Louisiana-Lafayette	3	1
Louisiana-Monroe	60	19
LSU	2	8
LSU-Alexandria	4	0
Manhattan	1	0
Maryland	1	0
Massachusetts	3	0
McNeese State	61	21
Michigan	4	1
Michigan State	2	0
Midwestern State	1	0
Minnesota	3	1
Mississippi State	14	4
Missouri	0	1
Nebraska	6	3
New Mexico State	2	0
New Orleans	14	2
Nicholls State	62	19
North Carolina	10	0
North Texas	5	1
NE Oklahoma State	1	0
Northern Illinois	2	1
Northwestern	1	1
Northwestern State	59	11
Notre Dame	1	2
Oklahoma	13	2
Oklahoma City	1	2
Oklahoma State	2	5
Ole Miss	10	0
Oregon	1	2
Oregon State	2	0
Penn State	2	0
Princeton	3	0
Rhode Island	2	0
Sam Houston State	13	8
Samford	8	0
San Diego State	1	0
Seton Hall	1	0

South Carolina	25	5
South Florida	5	1
SE Missouri State	2	0
Southeastern Louisiana	45	1
Southern	1	0
Southern Miss	32	3
Southern Utah	1	0
SW Missouri State	5	0
Southwest Texas	12	1
St. Edward's	4	0
St. Louis	2	0
St. Mary's	4	1
Stanford	0	3
Stephen F. Austin	0	4
Stetson	1	0
Tennessee	7	4
Tennessee-Chattanooga	1	1
Texas	1	2
Texas A&M	10	9
Texas A&M-CC	5	0
Texas Tech	3	1
Texas-Arlington	13	4
Texas-San Antonio	4	1
Toledo	0	2
Troy State	2	0
Tulsa	6	1
UAB	1	0
UCLA	1	8
UC-Riverside	1	0
UNC-Charlotte	2	0
UNLV	6	3
Utah	2	3
Utah State	1	0
Villanova	First Meeting	
Virginia	4	0
Virginia Tech	1	0
Washington	6	3
Western Illinois	1	0
Western Kentucky	1	0
Western Michigan	2	0
Wichita State	3	0
Winthrop	1	0
Wisconsin	1	2

Assistant Coaches

PREVIEW

COACHES

TIGERS

REVIEW

RECORDS

HISTORY

THIS IS LSU

MEDIA



James DeFeo

*Assistant Coach
Third Year*

James DeFeo enters his third season as an assistant at LSU and his fourth season under head coach Yvette Girouard after coaching one year at Louisiana-Lafayette. Prior to joining Girouard's staff, DeFeo was a graduate assistant at Southern Miss in 1999 when the Golden Eagles became the first first-year program to advance to the Women's College World Series.

After helping to guide the Tigers to their first WCWS appearance in 2001, he, Girouard and former assistant Lori Osterberg were named the National Fastpitch Coaches Association's National Coaching Staff of the Year.

DeFeo's main duties include working with the hitters and the outfielders as well as recruiting, scouting and practice management. His work with the hitters has paid off as Trena Peel broke the LSU and Southeastern Conference single-season records for triples while leading the nation in 2002. With 14 triples, she was just two shy of the NCAA record. Christy Connor also led the SEC in doubles, while the Tigers ranked fourth in the league in hitting and third in runs scored.

In his first season at LSU the Tigers were second in the SEC and 12th nationally with a .293 team batting average. LSU also led the league in scoring and finished ranked 16th nationally with more than five runs per game.

"James brings an incredible passion for studying hitters and molding players into knowledgeable offensive athletes," said Girouard. "I would describe him as passionate, dedicated, loyal and intelligent and he has an unwavering commitment to our student-athletes, our program and to his hitters."

At Louisiana-Lafayette, DeFeo's team hit .310 and finished the season with a No. 22 national ranking and in the top 10 in hitting and scoring. His 1999 Southern Miss team finished the season ranked second nationally in batting and 10th in scoring. DeFeo was instrumental in helping to revive the Golden Eagle team after a six-year hiatus.

For nine years, he has served as sole proprietor and instructor of the All-American Softball Clinics in New Jersey, New York, Florida, Pennsylvania and Mississippi. DeFeo has coaching experience at nearly every level of fastpitch softball, including Under-12, Under-16, 18 and Under and Women's Major. DeFeo also is a member of the National Fastpitch Coaches Association.

Originally from New Jersey, DeFeo graduated from Rutgers University in 1996 with a bachelor's degree in sport management. He received his master's in sports administration from Southern Miss in 1999. His sister, Stephanie DeFeo, was a three-time All-American under Girouard at Louisiana-Lafayette and is now the head coach at UNC Greensboro. On June 17, 2000, DeFeo was married to the former Samantha Rock of Orlando, Fla. They welcomed their first child, Victoria, into the world on March 26, 2002.



Ashlee Ducote-Eddy

*Assistant Coach
Second Year*

Former Tiger Ashlee Ducote-Eddy enters her second season as an assistant coach at LSU. The former two-time First-Team All-America selection at third base brought four years of Southeastern Conference playing experience to the coaching staff and works primarily with the infielders.

In 2002, LSU led the SEC in fielding percentage and ranked 11th nationally with a school-record .971 percentage. Second baseman April Janzen and short-stop Blair Smith each ranked third in the league in fielding percentage at their respective positions and catcher Jennie Reeves ranked fifth.

A member LSU's first softball team in 16 years in 1997, Ducote-Eddy was a major factor in the Tigers' rise to national prominence. While she was at LSU, the Tigers won two SEC Championships, one SEC Tournament championship and advanced to the NCAA Tournament on three-straight occasions.

In addition to becoming the first Tiger to earn back-to-back First-Team All-America honors in 1999 and 2000, she was named the SEC Player of the Year in 2000, becoming the first Tiger to earn that honor. She was also the Louisiana Player of the Year in 2000 after finishing the season with a school-record .431 batting average. In addition, she was a three-time All-South Region, All-Louisiana and All-SEC selection. She was also a member of the 1999 NCAA Region 5 All-Tournament Team.

"A great Tiger in her own right, Ashlee has always led by quiet example but when she speaks, the players listen," said Girouard. "She is always there for our student athletes and they know it. She is a great asset because she knows what it takes to win everyday on the field and in life."

Ducote-Eddy remains the LSU record holder for career doubles and career batting average. In addition, she holds the school records for hits, doubles, RBIs, batting average and walks in a season. Her career .947 fielding percentage is the fifth-best for a third baseman in SEC history.

Originally from Alexandria, La., Ducote-Eddy graduated from LSU in the spring of 2001 with a bachelor's degree in kinesiology. In July 2002, she married the Tiger baseball athletic trainer Shawn Eddy.



Stephanie Hastings

*Volunteer Coach
Second Year*

Stephanie Hastings enters her second season as the Tigers' volunteer assistant coach. A four-year starter at catcher, shortstop and second base, Hastings assists with the infield and with various other duties.

In 2002, LSU led the SEC in fielding percentage and ranked 11th nationally with a school-record .971 percentage. Second baseman April Janzen and shortstop Blair Smith each ranked third in the league in fielding percentage at their respective positions and catcher Jennie Reeves ranked fifth.

"Stephanie was one of those 'once in a lifetime' athletes that you come across in coaching that you wish you could keep forever," said head coach Yvette Girouard. "Her trademark was being totally committed to being the best player she could be on the field everyday. As a coach, she has been a great bridge between the coaching staff and the players."

The Houston, Texas, native was a 2000 First-Team All-America selection at second base and was named to three NCAA Regional All-Tournament teams. In addition, she was a three-time All-South Region, All-Louisiana and All-SEC selection. From 1999-2001, she was a member of three straight SEC Championship teams and also claimed two SEC Tournament titles.

The SEC career record holder for sacrifices, Hastings also ranks fourth in the league in career hits with 288 and doubles with 53. She has one of the top career fielding percentages in SEC history at catcher, second base and shortstop. She had one of her best seasons at the plate as a senior, when she batted .372 with 81 hits, 16 doubles and a career-high six home runs.

The 22-year-old earned her bachelor's degree from LSU in kinesiology in 2001.



Trena Peel

*Student Coach
First Year*

After an All-America career as a Tiger, Trena Peel will serve as a student assistant coach in 2003. A four-year starter in the outfield, Peel will assist with the outfielders and help with batting practice.

"Trena has done a great job in the outfield helping James DeFeo," said head coach Yvette Girouard. "She has helped to serve as a role model for those outfielders. She is also a tremendous bonus for our team because she also helps to throw batting practice."

The Aurora, Colo., native was a 2002 Second-Team All-America selection and was named the Southeastern Conference Athlete of the Year. In addition, she was a two-time All-South Region selection and three-time All-Louisiana and All-SEC honoree.

In her senior season, she led the nation in triples per game while breaking the LSU and SEC single-season triples record with 14, two shy of the NCAA record.



Britni Sneed

*Student Coach
First Year*

One of the most decorated athletes in LSU history, Britni Sneed returns to the Tiger softball program in 2003 as a student assistant coach working with the pitching staff.

"How can you not like Britni Sneed," said head coach Yvette Girouard. "She is just so LSU. She has been such a great help to me and will be a true asset to the team. In the fall she came in and did a fabulous job with the pitchers. It is a credit to her and the pitchers that they have received her so well because it is sometimes difficult to transition from being a player to a coach."

The Houston, Texas, native was a three-time All-America selection and the 2002 SEC Pitcher of the Year. The two-time Louisiana Player of the Year also earned SEC Tournament Most Valuable Player honors during her junior and senior seasons.

After ranking second nationally in strikeouts per seven innings, she broke the LSU and SEC single-season strikeout records in 2002. For her career, she ranks fourth in the NCAA in strikeouts and in the top 10 in strikeout ratio and wins.

SUPPORT STAFF



Garrett Aucoin
Trainer



Monica Laborde
Trainer



Carolyn Hill
Manager



Brian Jones
Manager



Ellen Tandy
Manager



Will Jones

Assistant Strength & Conditioning Coordinator

Will Jones is in his first year as a fulltime member of the LSU strength and conditioning staff after being promoted to assistant coordinator during the summer.

Jones, who graduated with a master's of science degree with in the department of kinesiology in May 2002, served as a graduate assistant in the LSU weight room over the last two years.

As a graduate assistant, Jones worked with the LSU football program and was also responsible for developing and implementing strength and conditioning programs for the volleyball and women's soccer teams.

Prior to joining LSU, Jones worked in the private sector as a fitness consultant and trainer as well as an exercise specialist.

Jones graduated from Louisiana-Lafayette in May of 1999 with a degree in exercise science. He was a defensive back on the Ragin' Cajun football team for four years.



Shelly Mullenix

Senior Associate Athletic Trainer/ Softball Trainer

Shelly Mullenix joined the LSU training staff in January of 1997, coming to Baton Rouge from Florida State, where she worked from 1992-1996. Mullenix joined the Seminole program as a graduate assistant athletic trainer before being promoted to assistant athletic trainer at FSU in 1993. She served in that capacity until her departure in December 1996.

In addition to Mullenix's role as a trainer with the softball program, she plays an integral role in the education and development of nutritional programs for all LSU sports. This nutritional information is given in a team format as well as in one-on-one individualized counseling.

With the use of state-of-the-art computer analysis, Mullenix is able to perform body fat analysis, customize dietary intake and exercise prescription to suit the specific needs of the athlete. Administratively, she is responsible for the recruitment of student athletic trainers to LSU and the development of the athletic training curriculum.

She is married to Matthew Mullenix and has two children, Maggie and Briana.



Melissa Reynaud

Associate Sports Information Director/Softball Contact

Melissa Reynaud is in her second year on the LSU sports information staff as Associate SID in charge of the nationally recognized softball program.

Reynaud, 26, is a Baton Rouge native and a 1997 graduate of LSU in mass communications. Prior to coming to LSU, Reynaud was the assistant SID at Northwestern State in Natchitoches. At NSU, she was the primary media contact for the women's basketball, soccer and softball teams and assisted with the other 11 sports including the NCAA Tournament men's basketball team and Division I-AA football team.

Prior to that, Reynaud worked as an intern at Ole Miss. During her year in Oxford, she worked primarily with the volleyball and men's and women's track and field programs while assisting with football and both basketball teams.



Tigers



#17 Christy Connor

First Base • L-L
5-6 • Senior/2L
Katy, Texas
Texas-San Antonio
James E. Taylor HS

- > 2002 First-Team All-SEC
- > 2002 SEC All-Tournament Team
- > 2002 LSWA Honorable Mention
- > 2002 LSWA Hitter of the Week (April 9)
- > 2001 Louisiana Newcomer of the Year
- > 2001 Second-Team All-SEC
- > 2001 NCAA Region 3 All-Tournament Team
- > 2001 SEC All-Tournament Team

JUNIOR SEASON (2002)

Played and started 66 games ... Earned First-Team All-SEC honors ... Named to the SEC All-Tournament team ... Was the LSWA Hitter of the Week on April 9 ... Led the team in RBIs and doubles ... Tied for the team lead in home runs ... Tied for the SEC lead in overall doubles and was ninth in RBIs ... Ranked in the top 10 in slugging percentage, hits, RBIs, doubles, home runs and total bases in SEC games ... Led the team with 12 multiple-RBI games ... Second on the team with 13 multiple-hit games ... Tied the school record for hits in a game with a 4-for-4 performance against UC-Riverside ... Went 3-for-3 against Auburn ... Hit a three-run double against Alabama in the SEC Tournament as she went 3-for-4 in the game ... Hit the game-winning home run against Nebraska ... Ranks fifth all-time on LSU's career list with 510 putouts.

SOPHOMORE SEASON (2001)

Named the LSWA Newcomer of the Year ... Was a Second-Team All-SEC selection ... Named to the NCAA Region 3 All-Tournament Team and SEC All-Tournament Team ... Played in 67 games, starting 64 ... Was fourth on the team with a .314 batting average ... Recorded 58 hits and 41 RBIs ... Second on the team with 12 doubles ... Had five home runs ... Tied for the team lead with 11 multiple-RBI games ... Had 14 multiple-hit games ... Had the third-longest hitting streak on the team at 11 games ... Scored season-high two runs against East Tennessee State, Seton Hall and Kentucky ... Had season-high three hits against Seton Hall ... Had three RBIs against East Tennessee State and Ole Miss ... Recorded 290 putouts and 17 assists en route to a fielding percentage of .975.



FRESHMAN SEASON (TEXAS-SAN ANTONIO, 2000)

Named to the All-Southland Conference first team ... Second on the team in hitting with a .353 average ... Tied for the team lead in doubles with 13 ... Recorded seven home runs ... Had a slugging percentage of .553 ... Tallied 31 RBIs, 24 runs scored and 60 hits ... Selected SLC Hitter of the Week on April 10.

HIGH SCHOOL

Was a three-year starter at James E. Taylor HS ... Named to the all-district first team as a junior ... Ranked third in the Greater-Houston area in extra-base hits and sixth in RBIs ... Was the 1998 Offensive Player of the Year and the 1997 Defensive Player of the Year ... Named to the All-State first team and the all-district second team as a senior ... Batted .333 in high school ... Member of the Katy Cruisers which won the 18-and-under Gold National Tournament in the summer of 2000 ... Was a First-Team All-America selection at the Gold National Tournament.

PERSONAL

Full name is Christine Peyton Connor ... Parents are Randy and Jodie Connor ... Has two brothers, Trey Phillips and Drew Connor, and two sisters, Whitney and Lynsey Priddy ... Majoring in kinesiology ... Born on June 25, 1981.

CONNOR'S CAREER STATS

YEAR	AVG	GP-GS	AB	R	H	2B	3B	HR	RBI	TB	SLG%	BB	HBP	SO	GDP	OB%	SF	SH	SB-ATT	PO	A	E	FLD%
2001	.314	67-64	185	14	58	12	0	5	41	85	.459	16	1	20	1	.366	3	0	0-0	290	17	8	.975
2002	.298	66-66	205	25	61	18	0	7	42	100	.488	24	1	14	2	.369	3	1	0-0	220	9	4	.983
Totals	.305	133-130	390	39	119	30	0	12	83	185	.474	40	2	34	3	.368	6	1	0-0	510	26	12	.978



#13 Leigh Ann Danos

Catcher • R-R
5-10 • Sophomore/1L
Lafayette, La.
James E. Taylor HS

> 2002 First-Team All-Louisiana

FRESHMAN SEASON (2002)

Played in 55 games, starting 21 ... Named to the All-Louisiana first team as a utility player ... One of only four players in school history to finish with a perfect fielding percentage with more than 75 chances ... Recorded three multiple-hit and five multiple-RBI games ... LSU was 16-1 when she was the starting catcher and 4-0 when she was the starting designated player ... Was fourth on the team in batting average ... Knocked in the game-winning run in a 1-0 win at Ole Miss ... Hit a pair of doubles as part of her season-high three hits against Kentucky.



HIGH SCHOOL

Louisiana Class 4A MVP in 2001 ... District MVP in 2000 ... Three-time first-team all-state and all-district selection ... US Army Reserve Student Athlete of the Year in 2001 ... Led St. Thomas More High School in Lafayette, La., to the state championship in 2001 ... Had a .398 batting average with 10 home runs and 38 RBIs her senior year ... After transferring to Taylor High School in 2001, she graduated in December and missed her senior season in order to join the Tiger softball team prior to the start of the 2002 season.

PERSONAL

Her parents' names are Joe and Sheri Danos ... Has a sister, Jodie ... Graduated in the top 10 percent of her class with a 4.0 GPA ... Enjoys shopping and going to the beach ... Majoring in pre-med ... Born on July 12, 1984, at Thibodaux, La.

DANOS' CAREER STATS

YEAR	AVG	GP-GS	AB	R	H	2B	3B	HR	RBI	TB	SLG%	BB	HBP	SO	GDP	OB%	SF	SH	SB-ATT	PO	A	E	FLD%
2002	.293	55-21	82	5	24	6	0	0	18	30	.366	9	1	12	0	.366	1	1	0-0	149	5	0	1.00
Totals	.293	55-21	82	5	24	6	0	0	18	30	.366	9	1	12	0	.366	1	1	0-0	149	5	0	1.00



#14 Sara Fitzgerald

Second Base/Outfield • R-R

5-3 • Junior/2L

Kingwood, Texas

Kingwood HS

SOPHOMORE SEASON (2002)

Played in 56 games, starting 16 ... Used mostly in a defensive role in the outfield and as a pinch runner ... Produced at least one hit in 11 different games ... Recorded three multiple-hit games and one multiple-RBI game ... Went 2-for-4 with two RBIs and two runs scored against Long Island ... Went 1-for-1 with a double and an RBI in the third game against Auburn.

FRESHMAN SEASON (2001)

Played in 48 games, starting 11 ... Knocked in a season-high two RBIs against Tulsa ... Produced a hit in eight different games ... Scored 13 runs, most as a pinch runner ... Scored one of the runs in a 2-1 victory over Oklahoma in the WCWS.



HIGH SCHOOL

Was a three-year letterwinner for Kingwood High School ... Named to all-district and All-Greater Houston first teams ... Also named the softball Co-MVP ... Lettered in basketball and volleyball ... Was the basketball MVP and named to first-team all-district.

PERSONAL

Full name is Sara Renee' Fitzgerald ... Parents are Cecil and Maureen Fitzgerald ... Has two brothers and one sister: Seth, Cecil and Marisa ... Likes to sleep, watch TV and listen to music ... Favorite foods are gumbo and pizza ... Favorite show is ESPN SportsCenter ... Born on Feb. 1, 1980.

FITZGERALD'S CAREER STATS

YEAR	AVG	GP-GS	AB	R	H	2B	3B	HR	RBI	TB	SLG%	BB	HBP	SO	GDP	OB%	SF	SH	SB-ATT	PO	A	E	FLD%
2001	.200	48-11	40	13	8	0	0	0	4	8	.200	0	0	2	0	.200	0	2	3-3	13	3	1	.941
2002	.226	56-16	62	10	14	4	1	0	7	20	.323	2	1	7	2	.262	0	2	2-3	25	9	3	.919
Totals	.216	104-27	102	23	22	4	1	0	11	28	.275	2	1	9	2	.238	0	4	5-6	38	12	4	.926



#1 Tessa Lynam

Pitcher/First Base • R-R
5-9 • Sophomore/1L
Alpharetta, Ga.
Milton HS

- > 2002 NCAA Region 3 All-Tournament Team
- > 2002 SEC All-Tournament Team
- > 2002 First-Team All-Louisiana
- > 2002 Tiger Classic All-Tournament Team

FRESHMAN SEASON (2002)

Played in 61 games, starting 55 ... Named to the NCAA Region 3 All-Tournament Team after recording five hits, including a pair of home runs and a double, and five RBIs in five games ... Knocked in the game-winning run in a 3-2, 10-inning win over Northwestern State in the first round of the NCAA Tournament ... Named to the SEC All-Tournament Team after recording four hits with a home run and a triple and four RBIs ... Knocked in the game-winning run in the bottom of the seventh inning in a 2-1 win over Georgia in the second round of the SEC Tournament ... Honored as a First-Team All-Louisiana selection at designated player ... Led the team and ranked sixth in the SEC in home runs ... Second on the team in RBIs, triples and slugging percentage ... Came on late in the year, going 17-for-43 (.395) in the last 13 games with five home runs, two doubles, a triple and 15 RBIs for a .837 slugging percentage ... Went 4-for-7 with four RBIs and four runs scored against Texas A&M-Corpus Christi ... Recorded 14 multiple-hit games and led the team with 13 multiple-RBI games.



HIGH SCHOOL


The 2001 Georgia Gatorade Player of the Year ... Named to the all-state team in 1999, 2000 and 2001 ... Led team to the Regional Championships in 1999, 2000 and 2001 ... Was the Georgia Player of the Year and Fulton County Player of the Year in 2001 ... In Fulton County, she was named MVP in 2001 and Best Defensive Player in 2000.

PERSONAL

Full name is Tessa Elaine Lynam ... Parents names are John and Joyce Lynam ... Has two sisters, Samantha and Jackelyn ... Graduated *cum laude* from Milton High School ... Was a member of National Honor Society and Beta Club ... Majoring in kinesiology ... Born on Aug 10, 1983, at Alpharetta, Ga.

LYNAM'S CAREER STATS

YEAR	AVG	GP-GS	AB	R	H	2B	3B	HR	RBI	TB	SLG%	BB	HBP	SO	GDP	OB%	SF	SH	SB-ATT	PO	A	E	FLD%
2002	.291	61-55	165	26	48	8	2	9	40	87	.527	16	2	36	2	.357	2	1	3-4	60	10	0	1.00
Totals	.291	61-55	165	26	48	8	2	9	40	87	.527	16	2	36	2	.357	2	1	3-4	60	10	0	1.00



#9 Jennie Reeves

Catcher • R-R
5-2 • Senior/3L
Denham Springs, La.
Denham Springs HS

> 2002 LSWA Honorable Mention

JUNIOR SEASON (2002)

Played in 60 games, starting 50 ... Currently holds the school record for career fielding percentage and ranks third in career putouts ... Ranked fifth in the SEC in fielding percentage by a catcher ... Led the SEC in total chances and putouts, and chances and putouts in conference games ... Set the school record for putouts in a season ... Recorded an SEC single-game high 18 putouts against Northwestern State and Florida ... Ranked third on the team in on-base percentage and ranked second in sacrifice bunts ... Hit her first career home run in 1-0 win over Massachusetts in the NCAA Regional ... Knocked in the game-winning run in 1-0 win over Kentucky ... Went 2-for-2 against Mississippi State and South Carolina.

SOPHOMORE SEASON (2001)

Played in 34 games, starting 17 ... Recorded a perfect fielding percentage with 156 putouts and 18 assists ... Went 2-for-3 with a run scored against Illinois-Chicago ... Knocked in a pair of runs against Kentucky ... Recorded a season-high 16 putouts against Northwestern State.



FRESHMAN SEASON (2000)

Started 17 games at catcher, playing in a total of 35 ... Hit .308 for the season with four hits, six runs and two RBIs ... Had a fielding percentage of .974 with 104 putouts and eight assists ... Committed only three errors in 115 chances ... Had 17 putouts against Texas-San Antonio ... Scored the game-winning run in the 1-0 victory over Southern Miss in the 13-inning NCAA Regional semifinal game.

HIGH SCHOOL

While playing catcher, led her team to the 5A state championship ... Was a four-year letterwinner in softball ... Was honorable mention all-district in 1996 ... Three-time all-district selection from 1997-99 ... Was honorable mention all-state in 1997 ... Won all-state honors her senior season ... Also lettered in basketball and volleyball.

PERSONAL

Full name is Jennifer Kay Reeves ... Parents are John and Debbie Reeves ... Has one brother, J.B., and one sister, Shanna ... Likes to write poems ... Her cousin is former Tiger second baseman Russ Johnson (1992-94) ... Born on Aug. 20, 1981.

REEVES' CAREER STATS

YEAR	AVG	GP-GS	AB	R	H	2B	3B	HR	RBI	TB	SLG%	BB	HBP	SO	GDP	OB%	SF	SH	SB-ATT	PO	A	E	FLD%
2000	.308	35-17	13	6	4	0	0	0	2	4	.308	3	0	1	0	.438	0	1	0-0	104	8	3	.974
2001	.303	34-17	33	10	10	3	1	0	3	15	.455	6	1	5	0	.404	0	2	2-2	156	18	0	1.00
2002	.258	60-50	97	18	25	3	1	1	10	33	.340	21	0	13	0	.390	0	5	3-3	552	40	7	.988
Totals	.273	129-84	143	34	39	6	2	1	15	52	.364	30	1	19	0	.402	0	8	5-5	812	66	10	.989



#8 Kristin Schmidt

Pitcher • R-R
5-8 • Junior/1L
Houston, Texas
Notre Dame
North Shore HS

- > 2002 NFCA Second-Team All-South Region
- > 2002 Second-Team All-SEC
- > 2002 Second-Team All-Louisiana
- > 2002 NFCA Leadoff Classic All-Tournament Team
- > 2002 Tiger Classic All-Tournament Team
- > 2001 NFCA Second-Team All-American
- > 2001 NFCA First-Team All-Mideast Region
- > 2001 NCAA Region 7 All-Tournament Team
- > 2001 Big East Rookie of the Year
- > 2001 First-Team All-Big East
- > 2001 Big East All-Rookie Team
- > 2001 Big East Pitcher of the Week (March 5, April 30, May 7)

SOPHOMORE SEASON (2002)

Made 29 appearances, going 17-4 on the year ... Earned Second-Team All-South Region, All-SEC and All-Louisiana honors ... Named to the NFCA Leadoff Classic and Tiger Classic All-Tournament teams ... Ranked 26th in the nation in ERA, which placed her fifth in school history ... Ranked 17th in the nation in strikeouts per seven innings, which ranked third in LSU history ... Tied the school record for allowing the fewest single-season runs ... Ranked second in single-season earned runs allowed ... Tied for fourth in single-season shutouts ... Ranked fifth in single-season strikeouts in school history ... Threw a one-hitter against Ole Miss and a two-hitter vs. Arkansas ... Struck out 10 or more batters on eight occasions ... Allowed only three earned runs in 66.1 innings pitched between March 23 and May 9 ... Recorded a season-high 14 strikeouts on four occasions.

FRESHMAN SEASON (NOTRE DAME, 2001)

Earned NFCA Second-Team All-America honors after finishing third in the nation with a 0.55 ERA ... Finished the season with a 27-3 overall record, best on the team ... Did not allow a single run in regular season conference play en route to First-Team All-Big East and Big East Rookie of the Year honors ... Three times was the conference Pitcher of the Week ... Fired a no-hitter in a 1-0 win over Toledo on April 25 ... Posted a season-high 15 strikeouts against the Rockets ... Pitched one-hitters against Valparaiso, Connecticut, Syracuse, Pittsburgh, Boston College and Villanova ... Six times had double-figures in strikeouts ... Had streak of 56.1 consecutive scoreless innings from April 19 until May 11 ... Allowed more than one run just four times all season ... Recorded 247 strikeouts in 204



innings while allowing just 108 hits ... Opponents hit a measly .153 against her and only crossed the plate 20 times ... Hurlled 13 shutouts and 22 complete games in 29 starts.

HIGH SCHOOL

A two-time NFCA All-American as she was named to the first team in her junior season while being tabbed to the second team in her senior season ... Earned first-team all-state and First-Team All-Greater Houston honors in her final three years ... Named District 23 MVP as a junior and senior ... Led team to state finals as a sophomore and state semifinal as a junior ... Was 53-10 as a starting pitcher with 522 strikeouts in three seasons ... Recorded an ERA of 0.05 as a sophomore and junior and a 0.12 ERA as a senior ... Was the NHSCA Softball Athlete of the Year ... Also ran cross country for two seasons ... Was a member of the National Honor Society.

PERSONAL

Full name is Kristin Ann Schmidt ... Parents are Nancy and Robbie Schmidt ... Is an only child ... Majoring in political science ... Born on April 3, 1982, in Houston, Texas.

SCHMIDT'S CAREER STATS

YEAR	ERA	W-L	APP	GS	CG	SHO/CBO	SV	IP	H	R	ER	BB	SO	2B	3B	HR	BF	B/AVG	WP	HBP	BK	SFA	SHA
2002	1.02	17-4	29	22	15	8/4	1	158.0	105	32	23	24	200	14	3	7	610	.185	7	6	1	1	12
Totals	1.02	17-4	29	22	15	8/4	1	158.0	105	32	23	24	200	14	3	7	610	.185	7	6	1	1	12



#27 Blair Smith

Shortstop • R-R
5-6 • Sophomore/1L
Moreno Valley, Calif.
Valley View HS

FRESHMAN SEASON (2002)

Played and started in all 67 games ... Outstanding defensively, ranked third in the SEC in fielding percentage by a shortstop ... Had a .939 fielding percentage ... Recorded five multiple-hit games ... Went 2-for-2 with an RBI and two runs scored in the third game against Alabama ... Recorded her season-high with three hits in the first game against Georgia ... Against Fresno State, she had a season-high eight putouts ... Had a string of 19 consecutive games without an error from April 21 vs. Kentucky to May 18 vs. Massachusetts.

HIGH SCHOOL

A four-year standout at Valley View High School ... Earned all-state honors in final three seasons, including first-team honors as a sophomore and senior ... Tabbed to the All-Riverside County first team twice and the second team once ... Member of the National Honor Society ... In ASA action, she led the Cal



Cruisers to a first place finish in the 1999 16-and-under national tournament while being named to the All-Tournament team ... Team finished second in the 18 Gold Nationals in 2001.

PERSONAL

Full name is Blair Karyn Smith ... Parents are Vickie and David Smith ... Has two sisters, Brea and Andrea, and one brother, Casey ... Majoring in biological sciences ... Born on Sept. 12, 1983, at Fontana, Calif.



SMITH'S CAREER STATS

YEAR	AVG	GP-GS	AB	R	H	2B	3B	HR	RBI	TB	SLG%	BB	HBP	SO	GDP	OB%	SF	SH	SB-ATT	PO	A	E	FLD%
2002	.184	67-67	152	28	28	3	0	0	9	31	.204	13	4	15	2	.266	0	3	0-2	104	65	11	.939
Totals	.184	67-67	152	28	28	3	0	0	9	31	.204	13	4	15	2	.266	0	3	0-2	104	65	11	.939



#00 Megann Steege

Outfield • R-R
5-6 • Senior/3L
Fresno, Calif.
Clovis HS

> 2001 SEC Player of the Week - March 19

JUNIOR SEASON (2002)

Played in 55 games, starting 45 ... Consistent player in the Tiger outfield ... Ranked seventh on the team in hits, doubles and runs scored ... Tied for second on the team in triples ... Perfect 4-for-4 on stolen base attempts ... Recorded eight multiple-hit and two multiple-RBI games ... Went 3-for-4 against Arkansas on her way to going 5-for-11 in the series with two RBIs ... Against Texas A&M-Corpus Christi, she went 3-for-3 with two runs scored.

SOPHOMORE SEASON (2001)

Played in 43 games, starting 14 ... Named the SEC Player of the Week on March 19 after batting .556 with six RBIs and three runs scored in the SEC sweep of Tennessee ... Hit .197 on the season with 13 hits, two doubles and 12 RBIs ... Had 73 putouts and three assists with only three errors for a .962 fielding percentage ... Had a season-high 14 putouts against Tennessee.

FRESHMAN SEASON (2000)

Started 23 games while playing in 43 games ... Was a valuable utility player seeing action at first, third and catcher ... Hit .278 for the season with 22 hits, 11 runs scored, five doubles and 12 RBIs ... Recorded three hits, three RBIs and three runs scored with two doubles against Southwest Texas ... Recorded 82 putouts and 12 assists ... Had a fielding percentage of .969 with only three errors in 97 chances ... Had a season-high 13 putouts against South Florida ... Had two assists on four occasions.

REDSHIRT SEASON (1999)

Did not see any game action and received a redshirt year.

HIGH SCHOOL

Led Clovis High School to the Valley Championships ... Named the team's Best Offensive Player and won the Coach's Award ... Team captain for three years ... Named to the all-valley, all-state, All-NEVL and All-Western Region teams ... Was a four-year letterman in softball ... Also participated in basketball and volleyball.



PERSONAL

Full name is Megann Elizabeth Steege ... Parents are Chris Steege and David and Sara Glazebrook ... Has two brothers and one sister: Ryan, Jon and Jen ... Majoring in kinesiology ... Likes to surf, snowboard and shoot marbles ... To relax she likes to nap, play Playstation or be with her dogs ... Favorite dessert is a popsicle ... Born on Jan. 21, 1980.

STEEGE'S CAREER STATS

YEAR	AVG	GP-GS	AB	R	H	2B	3B	HR	RBI	TB	SLG%	BB	HBP	SO	GDP	OB%	SF	SH	SB-ATT	PO	A	E	FLD%
2000	.278	43-23	79	11	22	5	0	0	12	27	.342	3	1	10	0	.310	1	3	0-0	82	12	3	.969
2001	.197	43-14	66	8	13	2	0	0	12	15	.227	2	1	14	0	.232	0	0	0-0	73	3	3	.962
2002	.269	55-45	134	20	36	4	2	2	12	50	.373	11	2	16	1	.333	0	3	4-5	28	4	3	.914
Totals	.254	141-82	279	39	71	11	2	2	36	92	.330	16	4	40	1	.303	1	6	4-5	183	19	9	.957



#21 Julie Wiese

Third Base • R-R
5-6 • Junior/2L
Baton Rouge, La.
Central HS

- > 2002 NFCA Leadoff Classic All-Tournament Team
- > 2001 WCWS All-Tournament Team

SOPHOMORE SEASON (2002)

Played in all 67 games, starting 65 ... Named to the NFCA Leadoff Classic All-Tournament Team after going 7-for-13 (.538) with two doubles, a home run and three walks for a .647 on-base percentage ... Also added five runs scored and two RBIs in five games during the tournament ... Led the team and ranked sixth in the SEC in walks ... Recorded the second most single-season walks in school history ... Second on the team in doubles and on-base percentage and fifth in slugging percentage and total bases ... Was a perfect 8-for-8 on stolen base attempts ... Recorded 10 multiple-hit games and five multiple-RBI games ... Went 3-for-3 with a home run, three runs scored and two RBIs against Illinois-Chicago ... Also went 3-for-3 with a double, a triple, three runs scored and two RBIs in the second game against Alabama.

FRESHMAN SEASON (2001)

Played and started in all 70 games ... Named to the WCWS All-Tournament Team ... Tied Tara Asbill's LSU single-season home run record with a team-high 12 homers ... Hit a two-run home run which proved to be the difference in the 2-1 win over Iowa in the WCWS ... Had the RBI hit to tie the Oklahoma game, which LSU would win in 13 innings ... Recorded a season-high five RBIs against Massachusetts and Coastal Carolina ... Knocked two home runs against Georgia ... Went 5-for-5 with six RBIs, two doubles and a home run in



doubleheader against Coastal Carolina ... Recorded a hit in all four WCWS games ... Ranked third on the team in doubles, RBIs and slugging percentage.

REDSHIRT SEASON (2000)

Did not see any game action and received a redshirt year.

HIGH SCHOOL

Played first base and shortstop ... Was a four year letterwinner in softball ... Was a four-time all-district selection ... Was a two-time all-state selection ... Selected as Central High School's Most Athletic Female ... Honored by The Advocate as a "Star of Stars" in softball ... Was the LHSCA All-Star Game Most Valuable Player in 1999 ... Hit .582 for her senior season.

PERSONAL

Full name is Julie Ruth Wiese ... Nickname is "Jules" ... Parents are Lon and Barbra Wiese ... Has two brothers: Jeff and Brian ... Brian played baseball at Mississippi State ... Likes to read, watch movies or work out ... Favorite meal is Christmas dinner ... Born on March 18, 1981.

WIESE'S CAREER STATS

YEAR	AVG	GP-GS	AB	R	H	2B	3B	HR	RBI	TB	SLG%	BB	HBP	SO	GDP	OB%	SF	SH	SB-ATT	PO	A	E	FLD%
2001	.265	70-70	181	33	48	10	1	12	42	96	.530	20	6	55	1	.354	2	4	4-7	43	107	10	.938
2002	.269	67-65	167	26	45	11	1	2	20	64	.383	37	3	28	0	.407	2	1	8-8	61	88	13	.920
Totals	.267	137-135	348	59	93	21	2	14	62	160	.460	57	9	83	1	.380	4	5	12-15	104	195	23	.929



#6 Lauren Delahoussaye

Shortstop • R-R
5-5 • Freshman/HS
Lafayette, La.
Teurlings Catholic HS

HIGH SCHOOL

2002 Gatorade Circle of Champions softball player of the year in Louisiana ... Member of Who's Who Among the Nation's Top Athletes ... 2002 Louisiana High School All-Star Game West Most Valuable Player ... Three-time member of the all-state first team ... Three-time first-team All-Acadiana selection ... Named to the all-district team all four years of high school ... Led Teurlings Catholic to state championships in 2000 and 2001 ... As a senior, she hit .463 with five home runs, 15 doubles, two triples and 33 RBIs ... Never hit below .400 in high school ... Hit over .500 for her career with the Louisiana Reflections travel ball team.

PERSONAL

Full name is Lauren Renee' Delahoussaye ... Parents are Lawrence and Cheryl Delahoussaye ... Has one sister, Lindsy, and one brother, Jacob ... Earned four academic letters ... Member of the National Honor Society and Beta Club ... President of the Student Body ... Voted prom queen ... Earned the United State Marine Corps Scholastic Excellence Award ... Carried a 4.0 overall grade point average ... Plans to major in pre-med ... Was born in Lafayette, La., on March 13, 1984.



#12 Camille Harris

Outfield • R-R
5-1 • Freshman/HS
Hendersonville, Tenn.
Beech HS

HIGH SCHOOL

Helped Beech HS to the 2001 Class 3A state championship ... 2001 all-state selection ... Four-time member of the all-district team ... Selected to the All-Summer County team for four years ... Led Beech to Region and District titles in 1999, 2000, 2001 and 2002 ... Her summer league teams won four Tennessee state titles and two national titles ... Won the 1996 Wheaties "Sweetest Swing" in America contest.

PERSONAL

Full name is Camille Patrice Harris ... Parents are Angela and Gary Harris ... Has a sister, Britney ... Three-time member of Who's Who Among American High School Students ... Plans to major in psychology ... Her father played in the Canadian Football League ... Born on July 31, 1984, in Bakersfield, Calif.



#44 LaDonia Hughes

Outfield • L-R
5-4 • Junior/JC
Farmville, Va.
Prince Edward County HS
Lake City CC

HIGH SCHOOL

Led Lake City to the 2001 junior college national championship ... Was a four-sport athlete at Prince Edward County High School, playing softball, basketball, volleyball and running track ... Led softball team to four-straight district titles ... Was a two-time all-state track selection ... Basketball team was the 2000 state champion.

PERSONAL

Full name is LaDonia Alecia Hughes ... Her parents are Raymond and Laura Hughes ... Has three siblings, Daymond, De'lonta and LaDesha ... Plans to major in communications or physical education ... Born on June 15, 1982, in Lunchburg, Va.



#19 Leslie Klein

Outfield • L-R
5-6 • Freshman/HS
Sunrise, Fla.
South Plantation HS

HIGH SCHOOL

Earned four letters in softball, three in volleyball, three in flag football and two in basketball at South Plantation High School ... Softball and volleyball teams each earned district titles ... Was a two-time all-state selection ... Named to the all-county team for three years ... Was the team Most Valuable Player as a junior and senior ... Never hit below .450 in her four seasons ... Hit her career-high .523 as a senior with three home runs, 22 RBIs, 23 runs scored and 20 stolen bases ... Played in the BCAA All-Star game.

PERSONAL

Full name is Leslie Ilene Klein ... Parents are Steven and Cecile Klein ... Has one brother, Michael, and one sister, Nicole ... Maintained a 3.8 grade point average in high school with honors classes ... Plans to major in biological sciences ... Born on Sept. 10, 1983, in Hollywood, Fla.



#3 Alicia Owen

Second Base/Shortstop • R-R
5-8 • Freshman/HS
Anaheim, Calif.
Loara HS

HIGH SCHOOL

Led Loara HS to the Empire League Championship in 2001 as they advanced to the California Interscholastic Federation semifinals ... Named to the all-state team for two seasons ... Was a four-time member of the all-county, all-league and All-CIF teams ... Selected the team's Most Valuable Player for two seasons and the Most Valuable Offensive Player for a year ... Was team captain of her travel ball team for two years ... Travel ball team won a national championship in 1997 and finished second in 1996 ... In 2000, led her travel ball team to the state championship

PERSONAL

Parents names are Albert and Linda Owen ... Has two siblings, Albert and Alex ... Member of the 1998 Principal's List ... Earned student of the month honors in 2000 ... Plans to major in design ... Born on Oct. 4, 1984, in Anaheim, Calif.





Review



LSU Wins Fourth-Straight SEC Championship

With a 5-0 shutout of Auburn on May 2, the Tigers clinched their sixth-straight Southeastern Conference Western Division title and fourth-straight SEC Championship. The Tigers finished the SEC race three-and-one-half games ahead of Alabama.

The Tigers were unanimous favorites by the league's coaches to win their fourth-straight conference title entering the season and did not disappoint. Over the past six seasons, LSU has posted a combined SEC record of 145-27 (.843), well ahead of Alabama with an SEC record of 125-51 (.710) and South Carolina at 106-57 (.650).

Tigers Capture Back-To-Back SEC Tournament Titles

The Tigers swept through the SEC Tournament, winning four straight games to claim their third tournament championship and second straight. LSU became the first team in conference history to win back-to-back tournament titles and the only school to have won three tournament championships.

Britni Sneed broke the tournament single-game strikeout record with 14 as LSU defeated No. 25 Georgia, 1-0, in the championship game. LSU used an unearned run in the second inning

and outstanding pitching to hold off the Bulldogs for the title.

LSU claimed its first league tournament championship in 1999 and has advanced to the title game for four consecutive years.

LSU Ranks Third In Final 2002 RPI Poll

The Tigers finished ranked No. 3 in the nation in the Ratings Percentage Index compiled by the NCAA, while the SEC was ranked the third-best conference in the nation.

Ranked ahead of national champion California and Women's College World Series participants Arizona State, Florida State, Nebraska, and Michigan, LSU ranked third behind perennial softball powerhouses UCLA and Arizona.

As a league, the 11-team SEC ranked third among conferences behind the dominant eight-team Pac-10 Conference and the ACC, which has only five participating teams.

LSU Hits the Half Century Mark for Fifth-Straight Year

With a win over Florida on May 9 at the SEC Tournament, LSU hit 50 wins in just 59 games, second only to Georgia in the SEC as the fastest to 50 wins in 2002.

The Tigers also hit the 50-win mark in game 59 for the second-straight year. LSU and Arizona are the only two teams in the NCAA to have won 50 games in each of the past five seasons.

Girouard Reaches Milestones

Head coach Yvette Girouard reached another milestone in her career on April 7, when the Tigers defeated No. 15 Alabama, 7-0. The win marked the 850th of Girouard's 22-year career.

On March 9, when the Tigers took on Florida, it marked the 1,100th game for Girouard as a collegiate head coach.

In her second season at LSU, Girouard became the third Tiger coach to reach 100 wins, reaching the milestone in the fewest games in school history. With the Tigers' 1-0 win over Southern Miss on April 24, Girouard hit the century mark in just 119 games. Glenn Moore accomplished the feat in 120 games, while Cathy Compton reached the 100-win mark in 126 games.

Girouard then passed Compton to become the second winningest head coach in LSU history and now has compiled a 115-22 record. With three more wins, Girouard will pass Moore as the winningest coach in LSU history. Moore finished his two-year stay with the Tigers with a record of 117-25.

Tigers vs. Ranked Opponents

In 2002, LSU faced one of the toughest schedules in the nation. In 22 games against ranked foes, the Tigers posted a 14-8 record, with their biggest win coming against Nebraska, 4-2, in the UNLV Softball Classic in Las Vegas, Nev. The Cornhuskers advanced to the WCWS and finished the season ranked No. 6.

Against teams ranked in the top 10, LSU was 0-5 on the year, including a pair of losses to No. 4 Arizona State in the NCAA Regional and a loss to eventual national champion Cal in the UNLV Softball Classic.

The Tigers fared better against teams ranked 11-25, posting a 14-3 record, including a perfect 8-0 record against teams ranked 20-25.

Sneed, Peel Named to 2002 USA Softball Elite Team

All-Americans Britni Sneed and Trena Peel were selected to participate on the 2002 USA Softball Elite Team.

The 17-member Elite Team competed at the Canada Cup in July and helped prepare the 2002 World Champion USA National team for the World Championships.

As the Elite Team went 8-1 in the Canada Cup, defeating the USA National team 3-1 in bracket play, before falling to them 4-0 in the championship game, Peel hit .364 with six runs scored and four stolen bases. Sneed went 3-0 in four appearances with a 1.78 ERA. She also struck out 26 and threw a three-inning complete-game shutout over China.

ELITE COMPANY

LSU Posts Second-Best Record in Nation Over Past Six Years

In just its sixth year since re-instatement in 1997, the LSU softball program won its 300th game. The Tigers have averaged 55.33 wins per year in its six-year history, which is by far the best in the SEC in that span (Alabama - 46.50). In the nation, the 55.33 wins per year is second to only Arizona, which has averaged 58.33 wins a season over the past six years. LSU also ranks second in winning percentage, behind only Arizona. The Tigers rank ahead of former national champions UCLA, Oklahoma, California and Fresno State.

Team	W-L (1997-02)	Pct.	Wins/year
1. Arizona	350-50	0.875	58.33
2. LSU	332-73	0.820	55.33
3. Illinois-Chicago	316-138	0.696	52.67
4. Fresno State	315-88	0.782	52.50
5. Oklahoma	309-83	0.788	51.50
6. Florida Atlantic	303-120	0.716	50.50
7. Michigan	301-80	0.787	50.17
Washington	301-102	0.747	50.17
9. Florida State	300-124	0.707	50.00
10. DePaul	298-78	0.792	49.67
11. UCLA	293-74	0.798	48.83
12. East Carolina	286-131	0.686	47.67
13. Louisiana-Lafayette	282-82	0.775	47.00
14. California	281-137	0.672	46.83
15. Alabama	279-119	0.701	46.50

Tigers Boast Top Pitching Staff

With Britni Sneed and Kristin Schmidt in the circle, LSU laid claim to one of the top pitching duos in the nation. The Tigers had the only pitching duo to be ranked in the top 30 in the nation in both ERA and strikeouts per seven innings. As a team, LSU ranked third nationally in ERA.

Sneed ranked eighth and Schmidt was 26th in the nation in ERA, while Sneed ranked second and Schmidt was 17th in strikeouts per seven innings. Sneed also finished tied for fourth nationally in wins.

The pair also dominated the SEC statistics. Sneed and Schmidt stood one-two in overall ERA and ERA in league games. Sneed led the league in wins, strikeouts and opponent's batting average and Schmidt ranked third in opponent's batting average and in the top 10 in wins and strikeouts.

Sneed Is 12th Player in NCAA History to Reach 1,000 K's

With her 10th strikeout on March 10 against Florida, Britni Sneed reached the 1,000-career strikeout plateau, becoming just the 12th player in NCAA history to reach that milestone. After compiling 892 strikeouts in her first three seasons, she posted 478 in 2002 to total 1,370 and ranks 4th all-time in NCAA history.

With her fourth strikeout against Georgia on May 10, she broke her previous LSU and SEC single-season strikeout record of 410. She completed her career as the conference record holder for strikeouts in a game, season, career, tournament game and tournament series.

Sneed Fires Record Six Complete-Game No-Hitters

In 2002, Britni Sneed threw a school-record six complete-game no-hitters, breaking her previous single-season record of two from 2000 and 2001. She now holds the single-season records

for both complete-game no-hitters (6) and combined no-hitters (7 - 2001).

41 Straight!

Britni Sneed was a strikeout artist in her time at LSU and that was never more evident than last season. She averaged 11.9 Ks per seven innings and recorded double-figure strikeouts in 30 of her 41 starts last year.

Even more amazing is Sneed's inning-by-inning strikeouts. She struck out a batter in 257-of-283 (.941) innings she pitched and struck out at least two batters in more than half of her innings pitched (161-of-283). She also struck out the side 60 times.

At one point in the season, she struck out a batter in 41 consecutive innings. She also had five separate streaks of more than 20 consecutive innings with a "K".

Sneed Throws Shutouts in Six Straight Starts

Britni Sneed threw a shutout in six straight starts last season. The streak began against No. 13 Fresno State on Feb. 23 where she three-hit the Bulldogs. She then one-hit both UAB and Nicholls State before shutting down Florida twice in the opening weekend of SEC play. After a no-hitter against Tennessee, the streak came to an end in the fourth inning of LSU's 9-3 win over Mississippi State on March 19.

Peel Breaks Triples Record, Leads the Nation

Knocking three triples in the series against South Carolina, Trena Peel broke the LSU career triples record of 20 held by former Tiger Dee Douglas and has 27 triples for her career. She ranks second in SEC history and is 13th in the NCAA in career triples.

Against Georgia on May 10, she added another triple to run her season total to 14, adding to her SEC single-season record. She had previously broken the LSU record of nine set by Jodi Otten in 1998. She completed the 2002 season ranked fourth in NCAA single-season history, just two shy of the record of 16.

LSU Dominates SEC Series

LSU has won 19 consecutive three-game series against conference foes. The Tigers have never lost a three-game series since the league went to that format in 2001. Against Tennessee earlier this year, the team's split a doubleheader before the third game of the series was rained out.

Dating back to the program's beginning in 1997, LSU has competed in 58 series against conference foes and has lost only two. The Tigers dropped a doubleheader to South Carolina in 1997 and lost three-of-four to Alabama in the season-ending series in 1998. The Tigers have split seven others, five doubleheaders and two four-game series. LSU now has an SEC series record of 49-2-7, without a series loss in 40 straight.

Tigers Blank South Carolina, Arkansas and Ole Miss

For the first time in school history, LSU held an SEC opponent scoreless for a three-game series. On March 23 and 24, the Tigers blanked No. 24 South Carolina, 6-0, 8-0 and 1-0 at Tiger Park.

Just two series later, the Tigers held Arkansas scoreless, 3-0, 4-0 and 5-0 in Fayetteville, Ark. Against Ole Miss, the Rebels managed just three hits over three games as the Tigers swept the series, 1-0, 4-0 and 3-0.

Prior to going to the three-game series format in 2000, LSU held Arkansas scoreless in three-of-four games during the 1998 season. LSU also shut out Kentucky in 1998 and 2000 and South Carolina in 1999 in SEC doubleheaders.



Erin Johnson scored the winning run on an RBI double by Tessa Lynam in the bottom of the 10th inning against Northwestern State.

Game 1 – LSU 3, Northwestern State 2

An RBI double by Tessa Lynam in the bottom of the 10th inning gave LSU a 3-2 win over Northwestern State to open NCAA Regional play.

With two outs, Erin Johnson singled to centerfield. Lynam then came up and rocketed a shot off the right centerfield fence that scored Johnson from first. Lynam gave the Tigers all the offense they needed in the win as she also nailed a two-run home run in the fourth inning.

Britni Sneed earned the complete-game victory for the Tigers, going 10 innings and allowing two runs, one earned, on six hits with 17 strikeouts.

Northwestern used their outstanding short game to manufacture a run in the top of the fourth. Nicole Martin reached on a bunt single. After stealing second, she advanced to third on a sacrifice bunt. An infield groundout scored Martin to give the Demons the 1-0 lead.

LSU bounced back to take the lead on Lynam's home run in the bottom of the fourth.

Northwestern mounted a two-out rally to tie the game in the top of the sixth. A single by Annie Johnston got it going for the Demons. She advanced to second on an error. After a double steal, Johnston scored on a wild pitch, sliding in under the tag of Jennie Reeves at home.

Neither team could get anything going until the game-winner in the bottom of the 10th.

Northwestern State	000	101	000	0	-	2	6	1
LSU	000	200	000	1	-	3	8	1

Amanda Ortego and Krystle Nichols. Britni Sneed and Jennie Reeves. W – Sneed (32-6). L – Ortego (17-12). HR – Tessa Lynam. T – 2:53. A – 795.

Game 2 – LSU 5, Louisiana-Lafayette 2

LSU used a four-run fifth inning to defeat the Lady Cajuns, 5-2, and eliminate Louisiana-Lafayette from NCAA Regional play for the second-straight year.

ULL struck first with a pair of runs in the first inning. A single, a hit batsman and a catcher's interference call loaded the bases.

Missy Martin then hit a sacrifice fly to deep right centerfield that plated the first run. With two outs, a delayed double steal scored Becky McMurtry from third.

LSU cut the lead in half in the top of the second. Tessa Lynam reached after being hit by ULL pitcher Brooke Mitchell. With one out, Julie Wiese singled to left field and Lynam advanced to second.

After Mitchell walked Jennie Reeves to load the bases, she hit Blair Smith to send the first Tiger run across the plate.

LSU exploded for four runs in the top of the fifth. With one out, Aleshia Perry hit an infield single to get it started. After stealing second, Trena Peel knocked a double to left centerfield that scored Perry.

A Christy Connor RBI single gave the Tigers their first lead before Lynam nailed her second home run of the regional to extend the lead to 5-2.

The Lady Cajuns threatened in the fifth and again in the sixth, but strikeouts by Sneed ended both ULL threats.

With two outs in the bottom of the seventh, McMurtry doubled to right centerfield, before Alana Addison hit a fly-ball out to shallow right field to end the game.

LSU	010	040	0	-	5	6	1
Louisiana-Lafayette	200	000	0	-	2	8	1

Britni Sneed and Jennie Reeves. Brooke Mitchell, Melissa Coronado (6) and Joy Webre. W – Sneed (33-6). L – Mitchell (20-6). HR – Tessa Lynam. T – 2:28. A – 1,475.



Christy Connor had an RBI single in the fifth inning that put LSU ahead for good against Louisiana-Lafayette.

Game 3 – Arizona State 3, LSU 2

A two-out rally in the bottom of the seventh inning allowed Arizona State to tie the game before taking the 3-2 win over LSU in the eighth of the winner's bracket game.

Arizona State broke through with the first run of the game in the bottom of the second inning. With two outs, Kristin Farber singled to right field and then stole second. She scored on a double by Adriana Garcia.

LSU used three Sun Devil errors to take the lead in the top of the third. Reeves drew a leadoff walk before Blair Smith reached on an error by the first baseman.

After an infield single by Aleshia Perry loaded the bases, an error by the second baseman allowed Reeves to score from third. An error by the pitcher plated another run, but the Tigers could get no more.

The Sun Devils rallied to tie the game in the bottom of the seventh with two outs. Jennifer Forner singled and then advanced to second on a pop out in foul territory. Nichole Thompson then nailed a double that scored Forner and sent the game into extra innings.

Kara Brun led off the bottom of the eighth with a single. With one out, Erica Beach singled and Brun advanced to third. She scored on a sacrifice fly to left field by Erin Wardein to end the game.

LSU	002	000	00	-	2	6	1
Arizona State	010	000	11	-	3	10	3
<i>Kristin Schmidt and Jennie Reeves. Erica Beach and Adriana Garcia. W – Beach (30-13). L – Schmidt (17-4). T – 2:04. A – 556.</i>							

Game 4 – LSU 1, Massachusetts 0

Jennie Reeves' first career home run gave LSU a 1-0 win over Massachusetts, advancing them to the championship game of the NCAA Regionals.

Britni Sneed earned the complete game shutout, allowing just two hits while striking out 11 batters.

Both of the Minutewomen hits came in the top of the third inning. With one out, Aisha Franke reached on an infield single. Ashley Bakken then doubled down the left field line, but Franke was held up at third base before the Tigers got a pair of outs to end the inning.

In the bottom of the third, Reeves broke up the perfect game by Kaila Holtz with her leadoff home run over the left field fence. The homer was the first for Reeves not only in her three seasons at LSU but her entire playing career.

The only other blemish for Sneed in the game was a leadoff walk to Bakken in the top of the sixth inning, but she was promptly thrown out trying to steal second by Reeves.

Massachusetts	000	000	0	-	0	2	0
LSU	001	000	X	-	1	5	1
<i>Britni Sneed and Jennie Reeves. Kaila Holtz and Jamie Calahan. W – Sneed (34-6). L – Holtz (23-7). HR – Jennie Reeves. T – 1:58. A – 438.</i>							



Jennie Reeves nailed her first career home run as the Tigers defeated Massachusetts 1-0 to advance to the regional championship game.

Game 5 – Arizona State 4, LSU 1

LSU fell just short of their second-straight berth in the Women's College World Series with a 4-1 loss to Arizona State in the NCAA Regional championship game.

Arizona State jumped ahead with a run in the top of the first. With one out, Nichole Thompson hit an infield single before Kara Brun singled to left field.

With two outs, Erica Beach singled just off the tip of Sneed's glove. Thompson then came around to score after Blair Smith kicked the ball into centerfield.

LSU came back to tie the game in the bottom of the inning. After a leadoff walk to Trena Peel, she advanced to second on a sacrifice bunt attempt by April Janzen when Arizona State failed to make the play.

An RBI single by Christy Connor scored Peel from second and advanced Janzen to third.

Arizona State broke through in the top of the fifth inning with a pair of runs. After back-to-back singles, a sacrifice bunt put runners at second and third with one out.

Brun then hit a fly ball that Perry caught in foul territory down the left field line. As Jennifer Forner attempted to score on the tag from third, Perry had her nailed at home, but the ball bounced off of Forner's helmet and into the ASU dugout, allowing both runs to score, giving the Sun Devils a 3-1 lead.

Arizona State tacked on one more in the top of the sixth, while LSU had just three base runners in the final six innings.

Arizona State	100	021	0	-	4	13	0
LSU	100	000	0	-	1	3	3
<i>Britni Sneed and Jennie Reeves. Erica Beach and Adriana Garcia. W – Beach (31-13). L – Sneed (34-7). T – 1:44. A – 1,148.</i>							

2002 Results

PREVIEW

COACHES

TIGERS

REVIEW

RECORDS

HISTORY

THIS IS LSU

MEDIA

DATE	OPPONENT	RESULT	LSU (R-H-E)	OPP. (R-H-E)	RECORD	PITCHER OF RECORD	ATT.
1 Feb. 8	Jackson State	W 10-0 (5)	10-9-0	0-1-2	1-0	Meadors (1-0)	213
1 Feb. 8	DePaul	L 4-8	4-6-4	8-5-5	1-1	Sneed (0-1)	237
1 Feb. 9	Northwestern State	W 3-1	3-6-1	1-4-2	2-1	Sneed (1-1)	492
1 Feb. 9	Western Michigan	W 5-0	5-7-0	0-3-0	3-1	Schmidt (1-0)	363
1 Feb. 10	Western Michigan	W 2-0	2-3-1	0-0-1	4-1	Sneed (2-1)	162
1 Feb. 10	Northwestern State	W 2-1	2-4-0	1-10-3	5-1	Schmidt (2-0)	395
2 Feb. 15	vs.Nebraska	W 4-2	4-8-0	2-6-1	6-1	Sneed (3-1)	225
2 Feb. 15	vs. Texas Tech	W 5-0	5-8-2	0-4-2	7-1	Schmidt (3-0)	455
2 Feb. 16	vs.UC-Riverside	W 6-1	6-11-2	1-5-1	8-1	Meadors (2-0)	112
2 Feb. 16	vs. California	L 0-3	0-4-0	3-7-0	8-2	Schmidt (3-1)	127
2 Feb. 17	vs.UCLA	L 0-7	0-4-2	7-14-0	8-3	Sneed (3-2)	401
Feb. 20	Nicholls State	W 12-0 (5)	12-13-2	0-2-3	9-3	Schmidt (4-1)	391
3 Feb. 22	vs.New Mexico	W 5-0	5-11-0	0-5-0	10-3	Schmidt (5-1)	114
3 Feb. 22	vs.Nebraska	L 0-1	0-1-1	1-4-2	10-4	Sneed (3-3)	108
3 Feb. 23	vs.Illinois-Chicago	W 9-3	9-13-0	3-7-1	11-4	Schmidt (6-1)	143
3 Feb. 23	vs.Fresno State	W 1-0	1-5-0	0-3-1	12-4	Sneed (4-3)	212
3 Feb. 24	vs.Alabama	L 2-3	2-9-1	3-2-1	12-5	Sneed (4-4)	274
4 March 2	UAB	W 3-0	3-5-0	0-1-2	13-5	Sneed (5-4)	292
4 March 2	Long Island	W 15-0 (5)	15-11-0	0-1-1	14-5	Meadors (3-0)	131
March 5	at Nicholls State	W 7-0	7-7-0	0-1-3	15-5	Sneed (6-4)	141
* March 9	Florida	W 4-0	4-5-1	0-3-0	16-5	Sneed (7-4)	-
* March 9	Florida	W 2-1	2-9-0	1-5-1	17-5	Schmidt (7-1)	557
* March 10	Florida	W 4-0	4-5-1	0-2-1	18-5	Sneed (8-4)	507
* March 16	at Tennessee	W 5-0	5-8-0	0-0-1	19-5	Sneed (9-4)	-
* March 16	at Tennessee	L 2-4	2-4-0	4-5-1	19-6	Schmidt (7-2)	403
* March 19	Mississippi State	W 9-3	9-10-0	3-8-3	20-6	Sneed (10-4)	-
* March 19	Mississippi State	L 7-8 (11)	7-11-3	8-12-1	20-7	Schmidt (7-3)	337
* March 20	Mississippi State	W 4-0	4-8-0	0-3-1	21-7	Sneed (11-4)	103
* March 23	South Carolina	W 6-0	6-8-0	0-2-2	22-7	Sneed (12-4)	-
* March 23	South Carolina	W 8-0 (6)	8-5-2	0-3-3	23-7	Schmidt (8-3)	615
* March 24	South Carolina	W 1-0	1-5-0	0-4-0	24-7	Sneed (13-4)	521
* March 30	Georgia	W 2-1	2-9-0	1-2-0	25-7	Sneed (14-3)	-
* March 30	Georgia	W 5-1	5-10-1	1-2-1	26-7	Schmidt (9-3)	814
* March 31	Georgia	W 4-1	4-4-1	1-1-3	27-7	Sneed (15-4)	249
* April 2	at Arkansas	W 3-0	3-7-2	0-6-3	28-7	Sneed (16-40)	-
* April 2	at Arkansas	W 4-0	4-8-2	0-2-1	29-7	Schmidt (10-3)	385
* April 3	at Arkansas	W 5-0	5-6-1	0-2-3	30-7	Sneed (17-4)	207
* April 6	at Alabama	L 0-1 (11)	0-3-3	1-2-0	30-8	Sneed (17-5)	1,139
* April 6	at Alabama	W 9-1 (5)	9-12-0	1-3-2	31-8	Schmidt (11-3)	1,210
* April 7	at Alabama	W 7-0	7-12-0	0-6-6	32-8	Sneed (18-5)	1,127
April 10	Southeastern La.	W 4-3	4-6-0	3-6-2	33-8	Meadors (4-0)	396
April 17	Northwestern State	W 4-3 (9)	4-8-1	3-6-0	34-8	Sneed (19-5)	-
April 17	Northwestern State	W 2-0	2-6-1	0-5-0	35-8	Schmidt (12-3)	621
April 18	Southern Miss	W 10-0 (5)	10-12-0	0-0-0	36-8	Sneed (20-5)	-
April 18	Southern Miss	W 2-0	2-2-2	0-5-0	37-8	Schmidt (13-3)	421
* April 20	at Kentucky	W 4-0	1-6-0	0-2-1	38-8	Sneed (21-5)	137
* April 20	at Kentucky	W 4-1	4-7-2	1-5-1	39-8	Schmidt (14-3)	125
* April 21	at Kentucky	W 4-2 (8)	4-9-1	2-3-3	40-8	Sneed (22-5)	173
April 24	at Southern Miss	W 1-0	1-3-2	0-0-0	41-8	Sneed (23-5)	-
April 24	at Southern Miss	W 8-1	8-7-0	1-3-2	42-8	Schmidt (15-3)	732
* April 27	at Ole Miss	W 1-0	1-6-0	0-2-0	43-8	Sneed (24-5)	-
* April 27	at Ole Miss	W 4-0	4-9-0	0-1-3	44-8	Schmidt (16-3)	411
* April 28	at Ole Miss	W 3-0	3-10-1	0-0-2	45-8	Sneed (25-5)	396
* May 1	Auburn	W 8-0 (5)	8-12-0	0-2-2	46-8	Sneed (26-5)	-
* May 1	Auburn	L 1-2	1-6-0	0-1-3	46-9	Sneed (26-6)	775
* May 2	Auburn	W 5-0	5-8-0	0-4-0	47-9	Sneed (27-6)	482
May 4	Texas A&M-CC	W 11-0 (5)	11-11-0	0-0-2	48-9	Sneed (28-6)	-
May 4	Texas A&M-CC	W 7-2	7-10-2	2-5-2	49-9	Meadors (5-0)	622
5 May 9	vs.Florida	W 5-0	5-5-0	0-2-2	50-9	Sneed (29-6)	683
5 May 10	vs.Georgia	W 2-1	2-6-0	1-3-0	51-9	Sneed (30-6)	950
5 May 11	vs.Alabama	W 6-2	6-10-1	2-4-0	52-9	Schmidt (17-3)	918
5 May 12	vs.Georgia	W 1-0	1-4-0	0-4-1	53-9	Sneed (31-6)	691
6 May 16	vs.Northwestern St.	W 3-2 (10)	3-8-1	2-6-1	54-9	Sneed (32-6)	795
6 May 18	at UL-Lafayette	W 5-2	5-9-1	2-5-0	55-9	Sneed (33-6)	1,475
6 May 18	vs.Arizona State	L 2-3 (8)	2-6-1	3-10-3	55-10	Schmidt (17-4)	556
6 May 18	vs.Massachusetts	W 1-0	1-5-1	0-2-0	56-10	Sneed (34-6)	438
6 May 19	vs.Arizona State	L 1-4	1-3-3	4-13-0	56-11	Sneed (34-7)	1,148


* - SEC games • 1 - LSU Tiger Classic; Baton Rouge, La. • 2 - UNLV Softball Classic; Las Vegas, Nev. • 3 - NFCA Leadoff Classic; Columbus, Ga. 4 - LSU Purple & Gold Challenge; Baton Rouge, La. • 5 - SEC Tournament; Columbus, Ga. • 6 - NCAA Regional; Lafayette, La.




Blair Smith



April Janzen



Sara Fitzgerald



Leigh Ann Danos



Megann Steege

2002 Statistics



Julie Wiese



Trena Peel

Record: 56-11 (Home 28-3, Away 16-2, Neutral 12-6)
SEC: 25-4 (Home 13-2, Away 12-2)

Batting and Fielding Statistics

PLAYER	AVG	GP-GS	AB	R	H	2B	3B	HR	RBI	TB	SLG%	BB	HBP	SO	GDP	OB%	SF	SH	SB-ATT	PO	A	E	FLD%
Trena Peel	.361	67-67	219	55	79	10	14	3	37	126	.575	24	8	33	1	.439	2	0	20-27	50	5	3	.948
Erin Johnson	.303	64-52	155	22	47	11	0	3	20	67	.432	19	2	19	1	.382	2	3	5-5	10	0	0	1.00
Christy Connor	.298	66-66	205	25	61	18	0	7	42	100	.488	24	1	14	2	.369	3	1	0-0	220	9	4	.983
Leigh Ann Danos	.293	55-21	82	5	24	6	0	0	18	30	.366	9	1	12	0	.366	1	1	0-0	149	5	0	1.00
Tessa Lynam	.291	61-55	165	26	48	8	2	9	40	87	.527	16	2	36	2	.357	2	1	3-4	60	10	0	1.00
Aleshia Perry	.290	42-39	93	16	27	0	0	0	3	27	.290	3	0	10	0	.312	0	3	9-10	26	2	2	.933
Julie Wiese	.269	67-65	167	26	45	11	1	2	20	64	.383	37	3	28	0	.407	2	1	8-8	61	88	13	.920
Megann Steege	.269	55-45	134	20	36	4	2	2	12	50	.373	11	2	16	1	.333	0	3	4-5	28	4	3	.914
April Janzen	.264	62-58	178	31	47	5	2	1	21	59	.331	17	0	17	0	.327	1	11	14-16	97	50	5	.967
Jennie Reeves	.258	60-50	97	18	25	3	1	1	10	33	.340	21	0	13	0	.390	0	5	3-3	552	40	7	.988
Sara Fitzgerald	.226	56-16	62	10	14	4	1	0	7	20	.323	2	1	7	2	.262	0	2	2-3	25	9	3	.919
Blair Smith	.184	67-67	152	28	28	3	0	0	9	31	.204	13	4	15	2	.266	0	3	0-2	104	65	11	.939
Lindsey Howard	.250	8-0	4	0	1	0	0	0	0	1	.250	1	0	2	0	.400	0	0	0-0	6	0	0	1.00
Leslie Barron	.200	15-0	15	2	3	0	0	0	0	3	.200	1	0	3	0	.250	0	0	0-0	2	2	0	1.00
Jessica Braggins	.125	37-2	24	8	3	0	1	0	3	5	.208	2	0	6	1	.185	1	0	0-1	0	0	0	.000
TOTALS	.279	67-67	1752	292	488	83	24	28	242	703	.401	200	24	231	12	.358	14	34	68-84	1398	351	53	.971
OPPONENTS	.159	67-67	1627	79	259	33	5	14	65	344	.211	70	17	696	2	.202	3	30	39-57	1310	597	91	.954

LOB - Team (426),Opp (277).DPs turned - Team (8), Opp (23).CI - Team (3),Reeves (3).IBB - Team (11),Wiese 4,Connor 3,Danos 1, Peel 1, Johnson 1,Steege 1, Opp (3).Picked off - Wiese 1,Howard 1,Smith 1, Peel 1, Perry 1.

Pitching Statistics

PLAYER	ERA	W-L	APP	GS	CG	SHO/CBO	SV	IP	H	R	ER	BB	SO	2B	3B	HR	AB	B/AVG	WP	HBP	BK	SFA	SHA
Britni Sneed	0.75	34-7	46	41	35	23/2	1	281.0	137	39	30	42	478	16	1	7	960	.143	17	11	0	2	16
Kristin Schmidt	1.02	17-4	29	22	15	8/4	1	158.0	105	32	23	24	200	14	3	7	567	.185	7	6	1	1	12
Sarah Meadors	1.40	5-0	6	4	1	0/3	0	25.0	14	5	5	4	16	3	1	0	91	.154	1	0	0	0	2
Leslie Barron	3.50	0-0	2	0	0	0/1	0	2.0	3	1	1	0	2	0	0	0	9	.333	0	0	0	0	0
TOTALS	0.87	56-11	67	67	51	35/4	2	466.0	259	79	58	70	696	33	5	14	1627	.159	24	17	1	3	30
OPPONENTS	3.70	11-56	67	67	36	4/1	1	436.2	488	292	231	200	231	83	24	28	1752	.279	45	24	4	14	34

PB - Team (12),Reeves 8,Danos 4,Opp (15).Pickoffs - Team (5),Reeves 4,Danos 1,Opp (5).SBA/ATT - Reeves (33-49),Sneed (25-39),Schmidt (13-17),Danos (6-8),Meadors (1-1).

2002 Statistical Summary

PREVIEW

COACHES

TIGERS

REVIEW

RECORDS

HISTORY

THIS IS LSU

MEDIA

Team Single-Game Highs

Batting

At-Bats	39	vs. Mississippi State, March 19
Runs Scored	15	vs. Long Island, March 2
Hits	13	vs. Illinois-Chicago, Feb. 23
		vs. Nicholls State, Feb. 20
RBI's	12	vs. Long Island, March 2
Doubles	5	vs. Southern Miss, April 18
Triples	2	on four occasions
Home Runs	2	on four occasions
Total Bases	21	vs. Southern Miss, April 18
Walks	10	vs. Long Island, March 2
Strikeouts	9	on four occasions
Sacrifice Hits	2	on eight occasions
Sacrifice Flies	2	vs. Texas A&M-Corpus Christi, May 4
		vs. Long Island, March 2
Stolen Bases	5	vs. Mississippi State, March 19
		vs. UC-Riverside, Feb. 16
Hit By Pitch	3	vs. Auburn, May 2
Caught Stealing	2	vs. Florida, March 9
Runners LOB	12	vs. Texas Tech, Feb. 15
Hit into DP	3	vs. Arizona State, May 19
		vs. Mississippi State, March 19

Fielding

Putouts	33	vs. Mississippi State, March 19
Assists	12	vs. UC-Riverside, Feb. 16
Errors	4	vs. DePaul, Feb. 8
Passed Balls	2	vs. Southeastern Louisiana, April 19
		vs. DePaul, Feb. 8
DPs Turned	2	vs. Arizona State, May 19
		vs. Alabama, May 11

Pitching

Innings Pitched	11.0	vs. Mississippi State, March 19
Strikeouts	17	vs. Northwestern State, May 16
		vs. Alabama, May 6
		vs. Florida, March 9
Wild Pitches	2	vs. Southern Miss, April 18
		vs. Alabama, April 6
		vs. Northwestern State, Feb. 9
Hit Batters	3	vs. Arkansas, April 3

Individual Single-Game Highs

Batting

At-Bats	6	by Trena Peel vs. Mississippi State, March 19
Runs Scored	3	on nine occasions
Hits	4	by Christy Connor vs. UC-Riverside, Feb. 16
RBI's	4	by Tessa Lynam vs. Long Island, March 2
		by Christy Connor vs. UC-Riverside, Feb. 16
Doubles	2	on eight occasions
Triples	2	by Trena Peel vs. Southern Miss, April 18
		by Trena Peel vs. Texas Tech, Feb. 15
Home runs	1	on 28 occasions
Total Bases	7	by Trena Peel vs. Texas Tech, Feb. 15
Walks	3	by Julie Wiese vs. Long Island, March 2
Strikeouts	3	by Julie Wiese vs. Alabama, April 6
		by Tessa Lynam vs. Alabama, Feb. 24
		by Sara Fitzgerald vs. Texas Tech, Feb. 15
Sac Hits	2	by April Janzen vs. Kentucky, April 20
Sac Flies	1	on 14 occasions
Stolen Bases	2	on four occasions
Hit by Pitch	2	by Trena Peel vs. Jackson State, Feb. 8
Caught Stealing	1	on 16 occasions
Runners LOB	5	by Trena Peel vs. Florida, March 9

Fielding

Putouts	18	by Jennie Reeves vs. Northwestern State, May 16
		by Jennie Reeves vs. Florida, March 9
Assists	5	by Julie Wiese vs. Arkansas, April 2
		by Julie Wiese vs. Tennessee, March 16
		by April Janzen vs. UC-Riverside, Feb. 16
Errors	2	by Blair Smith vs. Arizona State, May 19
		by Julie Wiese vs. Alabama, April 6
Passed Balls	2	by Leigh Ann Danos vs. Southeastern La., April 10
		by Jennie Reeves vs. DePaul, Feb. 8

Pitching

Innings Pitched	11.0	by Kristin Schmidt vs. Mississippi St., March 19
Strikeouts	17	by Britni Sneed vs. Northwestern State, May 16
		by Britni Sneed vs. Alabama, April 6
		by Britni Sneed vs. Florida, March 9
Wild Pitches	2	by Kristin Schmidt vs. Southern Miss, April 18
		by Kristin Schmidt vs. Alabama, April 6
		by Britni Sneed vs. Northwestern State, Feb. 9
Hit Batters	3	by Britni Sneed vs. Arkansas, April 3

WIN-LOSS RECORDS

CATEGORY	W	L
All Games	56	11
NCAA Regional	3	2
SEC Regular-Season	25	4
SEC Tournament	4	0
at Home	28	3
on the Road	16	2
Neutral Sites	12	6
SEC at Home	13	2
SEC on the Road	12	2
vs. SEC West	12	3
vs. SEC East	13	1
Day	40	7
Night	16	4
One-Run	14	6
Two-Run	6	1
Five+ Run	23	1
Extra-Inning	3	3
Shutouts	35	4
February	12	5
March	15	2
April	18	1
May	11	3



Christy Connor

2002 HONORS

2002 NFCA/Louisville Slugger All-Americans

First Team

P Britni Sneed

Second Team

OF Trena Peel

2002 Easton All-Americans

First Team

P Britni Sneed

OF Trena Peel

2002 NFCA/Louisville Slugger All-South Region Team

First Team

P Britni Sneed

OF Trena Peel

Second Team

P Kristin Schmidt

INF April Janzen

2002 All-SEC

First Team

P Britni Sneed *

INF Christy Connor

OF Trena Peel

Second Team

P Kristin Schmidt

INF April Janzen

OF Erin Johnson

Coach of the Year	Yvette Girouard
Pitcher of the Year	Britni Sneed
Athlete of the Year	Trena Peel

2002 SEC All-Tournament Team

P Britni Sneed

1B Christy Connor

OF Trena Peel

Tournament MVP - Britni Sneed

2002 NCAA Region 3 All-Tournament Team

P Britni Sneed

OF Aleshia Pery

DP Tessa Lynam

2002 LSWA All-Louisiana

First Team

P Britni Sneed *

OF Trena Peel

DP Tessa Lynam

UT Leigh Ann Danos

Second Team

P Kristin Schmidt

INF April Janzen

Honorable Mention

C Jennie Reeves

1B Christy Connor

Coach of the Year	Yvette Girouard
Player of the Year	Britni Sneed

2002 SEC Academic Honor Roll

Jill Crawford	Kinesiology
April Janzen	Elementary Education
Britni Sneed	Kinesiology
Julie Wiese	Kinesiology
Auburne Ziober	Mass Communication

* - Unanimous

SEC Standings

Eastern Division

	SEC	Pct.	All	Pct.
South Carolina *	20-10	.667	46-20	.667
Georgia	18-12	.600	59-17	.776
Florida	12-18	.400	32-35	.478
Tennessee	8-17	.320	35-25-1	.582
Kentucky	6-21	.222	24-32	.429



Western Division

	SEC	Pct.	All	Pct.
LSU !*^	25-4	.862	56-11	.836
Alabama	22-8	.733	46-21	.687
Auburn	15-15	.500	38-27	.585
Arkansas	14-16	.467	39-28-1	.545
Mississippi State	13-16	.448	36-31	.537
Ole Miss	7-23	.233	25-29	.463

! Regular Season Champion, * Division Champion, ^ Tournament Champion

SEC Team Statistics

Team Hitting

Team	GP	AB	R	H	2B	3B	HR	RBI	AVG.
Alabama	67	1720	297	504	76	14	26	252	.293
Georgia	76	1871	373	543	90	28	36	310	.290
Kentucky	56	1528	235	429	65	18	20	197	.281
LSU	67	1752	292	488	83	24	28	242	.279
Mississippi State	67	1815	270	505	88	16	20	239	.278
South Carolina	66	1765	279	487	80	16	35	248	.276
Auburn	65	1601	276	436	84	3	48	235	.272
Tennessee	61	1584	267	418	68	11	52	234	.264
Arkansas	68	1782	191	455	53	8	16	147	.255
Florida	67	1705	237	424	80	8	21	188	.249
Ole Miss	54	1330	178	306	44	11	26	152	.230

Team Pitching

Team	GP	IP	R	ER	H	SO	BB	HR	ERA
LSU	67	466.0	79	58	259	696	70	14	0.87
Arkansas	68	475.2	156	109	359	425	147	16	1.60
South Carolina	66	451.1	146	104	351	395	113	12	1.61
Georgia	76	508.0	151	125	385	377	164	29	1.72
Alabama	67	450.1	176	141	399	489	112	19	2.19
Ole Miss	54	354.0	162	112	364	248	100	20	2.21
Auburn	65	427.2	187	143	368	368	182	25	2.34
Mississippi State	67	458.1	241	165	466	252	150	21	2.52
Tennessee	61	395.2	199	163	352	429	121	39	2.88
Florida	66	443.2	262	197	438	274	206	22	3.11
Kentucky	56	365.2	244	166	440	103	113	18	3.18

Team Fielding

Team	GP	PO	A	E	DP	Pct.
LSU	67	1398	351	53	7	.971
Georgia	76	1524	598	66	16	.970
Tennessee	61	1187	425	59	12	.965
Arkansas	68	1427	642	78	19	.964
Auburn	65	1283	445	65	17	.964
South Carolina	66	1354	515	69	11	.964
Alabama	67	1351	437	69	21	.963
Florida	67	1331	672	89	10	.957
Mississippi State	67	1375	635	103	28	.951
Ole Miss	54	1062	396	79	9	.949
Kentucky	56	1097	646	112	32	.940

SEC Rankings

PREVIEW

COACHES

TIGERS

REVIEW

RECORDS

HISTORY

THIS IS LSU

MEDIA

Batting Average

Nikki Jones, Kentucky	.442
Nicole Barber, Georgia	.420
Kellie Wilkerson, Mississippi State	.416
Ashley Courtney, Alabama	.402
Kim Wendland, Georgia	.394

Slugging Percentage

Ashley Moore, Auburn	.697
Kellie Wilkerson, Mississippi State	.674
Jackie McClain, Alabama	.617
Adrianna Wilson, Tennessee	.596
DeDe Justice, Ole Miss	.585

On-Base Percentage

Kellie Wilkerson, Mississippi State	.548
Jackie McClain, Alabama	.493
Kim Wendland, Georgia	.476
Nicole Barber, Georgia	.466
Nikkia Jones, Kentucky	.466

Runs Scored

Nicole Barber, Georgia	71
Trena Peel, LSU	55
Jackie Wilkins, Alabama	52
Kellie Wilkerson, Mississippi State	51
Ashley Moore, Auburn	50

Hits

Nicole Barber, Georgia	105
Kim Wendland, Georgia	84
Trena Peel, LSU	79
Kellie Wilkerson, Mississippi State	79
Ashley Courtney, Alabama	74

Runs Batted In

Kim Wendland, Georgia	59
Kristen Bell, Georgia	50
Michelle Tyree, Georgia	49
Iyhia McMichael, Mississippi State	48
Adrianna Wilson, Tennessee	45

Doubles

Christy Connor, LSU	18
Jackie McClain, Alabama	18
Kellie Wilkerson, Mississippi State	18
Kristine Bell, Georgia	17
Kasey Angulo, Auburn	16
Iyhia McMichael, Mississippi State	16

Triples

Trena Peel, LSU	14
Nicole Barber, Georgia	12
Iyhia McMichael, Mississippi State	8
Michelle Tyree, Georgia	6
Kim Wendland, Georgia	5

Home Runs

Ashley Moore, Auburn	17
Blaine Teasley, Tennessee	12
Adrianna Wilson, Tennessee	12
DeDe Justice, Ole Miss	11
Carissa Rouston, Tennessee	10

Total Bases

Nicole Barber, Georgia	146
Kellie Wilkerson, Mississippi State	128
Trena Peel, LSU	126
Kim Wendland, Georgia	123
Ashley Moore, Auburn	122

Base on Balls

Kellie Wilkerson, Mississippi State	50
Mandy Schuerman, Florida	43
Shannon McKeon, Georgia	41
Jackie McClain, Alabama	39
Ashley Moore, Auburn	39

Hit-by-Pitches

Julie Milner, Georgia	17
Kim Eiben, Arkansas	16
Amy Brannan, Georgia	14
Kim Wendland, Georgia	13
Lacy Prejean, Alabama	12

Sacrifice Bunts

Katie Lewis, Georgia	33
Blaire Woodward, Arkansas	24
Jennifer Nelson, Mississippi State	14
Michelle Tyree, Georgia	14
Leah White, Alabama	14

Sacrifice Flies

Kristen Belle, Georgia	5
Amber Curtis, South Carolina	5
Lacy Prejean, Alabama	5
Rachel Friberg, Kentucky	4
Jackie McClain, Alabama	4

Stolen Bases

Nicole Barber, Georgia	71
Iyhia McMichael, Mississippi State	36
Michelle Tyree, Georgia	28
Katie Lewis, Georgia	23
Shannon Anderson, Auburn	21
Julie Milner, Georgia	21

Earned Run Average

Britni Sneed, LSU	0.75
Kristin Schmidt, LSU	1.02
Valanna Lyons, Arkansas	1.21
Aleca Johnson, South Carolina	1.40
Megan Matthews, South Carolina	1.41

Opponent's Batting Average

Britni Sneed, LSU	.143
Kristin Schmidt, LSU	.185
Aleca Johnson, South Carolina	.187
Heather Schlichtman, Arkansas	.192
Heather Green, Georgia	.193

Innings Pitched

Britni Sneed, LSU	281.0
Stephanie Humphrey, Tennessee	249.1
Shelley Laird, Alabama	239.0
Megan Matthews, South Carolina	238.0
Kasey Whitehead, Mississippi State	221.2

Strikeouts

Britni Sneed, LSU	478
Stephanie Humphrey, Tennessee	326
Shelley Laird, Alabama	282
Megan Matthews, South Carolina	223
Kristin Keyes, Auburn	211

Wins

Britni Sneed, LSU	34
Stephanie Humphrey, Tennessee	24
Shelley Laird, Alabama	24
Megan Matthews, South Carolina	23
Lacy Gardner, Georgia	21
Kristin Keyes, Auburn	21

Saves

Kellie Wilkerson, Mississippi State	14
Kristin Keyes, Auburn	9
Aleca Johnson, South Carolina	6
Stephanie Humphrey, Tennessee	5
Shelley Laird, Alabama	5

Appearances

Kasey Whitehead, Mississippi State	53
Stephanie Humphrey, Tennessee	51
Kristin Keyes, Auburn	50
Amanda Moore, Florida	48
Britni Sneed, LSU	46

Fielding Percentage

Nicole Barber, Georgia	1.000
Leigh Ann Danos, LSU	1.000
Beth Fogle, Kentucky	1.000
Jennifer Hammock, Auburn	1.000
Tessa Lynam, LSU	1.000
Tia Rogers, South Carolina	1.000
Stacy Rosen, Florida	1.000
Nicole Schaeffer, Tennessee	1.000
Nikki Sexton, Tennessee	1.000
Rachel Talley, Arkansas	1.000

Putouts

Jennie Reeves, LSU	551
Kim Wendland, Georgia	521
Kim Eiben, Arkansas	512
Lacy Prejean, Alabama	495
Kellie Wilkerson, Mississippi State	445

Assists

Tiffany Woolley, Arkansas	153
Jackie Marchetta, Florida	151
Jennifer Jessup, Mississippi State	148
Michelle Tyree, Georgia	143
Jenn Mossadeghi, Florida	133

Fielding Double Plays

Andrea Eilertson, Kentucky	18
Kellie Wilkerson, Mississippi State	17
Kasey Angulo, Auburn	16
Angie Dal Pozzo, Kentucky	14
Four tied at	12

NCAA Rankings

Triples

Name, School	G	3B	3B/G
Trena Peel, LSU	67	14	0.21
Tarra Robinson, Grambling State	34	6	0.18
Annie Johnston, Northwestern State	58	10	0.17
Nicole Barber, Georgia	76	12	0.16
Jamie Haas, Boston U.	51	7	0.14
Michelle Beightol, Cleveland State	45	6	0.13
Lisa Boone, UMB	68	9	0.13
Iyhia McMichael, Mississippi State	67	8	0.12
Ricci Lugo, Villanova	59	7	0.12
Anna Smith, Ohio State	69	8	0.12

Earned Run Average

Name, School	IP	ER	ERA
Jamie Southern, Fresno State	351.2	22	0.44
Lindsay Chouinard, DePaul	270.0	18	0.47
Keira Goerl, UCLA	246.0	17	0.48
Jennifer Hadley, Massachusetts	193.1	19	0.69
Nicole Myers, Florida Atlantic	294.0	29	0.69
Kami Keiter, Oklahoma	119.0	12	0.71
Gina Oaks, Cal State Fullerton	172.2	18	0.73
Britni Sneed, LSU	281.0	30	0.75
Cat Osterman, Texas	304.1	36	0.83
Amy Harre, Southern Illinois	189.2	24	0.89
Cristin Vitek, Baylor	180.1	23	0.89
Kaila Holtz, Massachusetts	210.2	27	0.90
Robyn Horrick, Boston U.	151.0	20	0.93
Amanda Freed, UCLA	165.1	22	0.93
Cindy Ball, Pacific (Cal.)	282.2	38	0.94
Andi Miller, Hartford	126.0	17	0.94
Melissa Santos, Fairfield	279.1	38	0.95
Nicole Bacon, East Carolina	240.1	33	0.96
Kristen Dennis, Virginia	217.0	30	0.97
Sarah Maida, Albany (N.Y.)	166.1	23	0.97
Jennie Finch, Arizona	273.1	38	0.97
Audra Rast, Illinois State	220.0	31	0.99
Wendy Allen, Ohio State	140.2	20	1.00
Amy Bradford, Texas	125.1	18	1.01
Veronica Davis, Jacksonville State	124.1	18	1.02
Kristin Schmidt, LSU	158.0	23	1.02
Angie Recknor, Minnesota	151.0	22	1.02
Renee Mueller, Southern Illinois	89.2	13	1.02
Marissa Young, Michigan	224.0	33	1.03
Joni Miller, Baylor	167.1	25	1.05

Strikeouts Per Seven Innings

Name, School	IP	SO	SO/7
Cat Osterman, Texas	304.3	554	12.7
Britni Sneed, LSU	281.0	478	11.9
Amber Puchalski, C. Michigan	197.3	308	10.9
Jamie Imhof, Coppin State	156.0	237	10.6
Nicole Myers, Florida Atlantic	294.0	437	10.4
Melissa Santos, Fairfield	279.3	401	10.1
Marissa Young, Michigan	224.0	319	10.0
Lauren Bay, Oklahoma State	230.7	314	9.5
Kristen Dennis, Virginia	217.0	293	9.5
Jennie Finch, Arizona	273.3	366	9.4
Jocelyn Forest, California	283.7	379	9.4
Jessica Sallinger, Georgia Tech	257.0	337	9.2
Stephanie Humphrey, Tennessee	249.3	326	9.2
Keira Goerl, UCLA	246.0	319	9.1
Jenny Gladding, Arizona	163.7	210	9.0
Piper Marten, Minnesota	235.7	301	8.9
Kristin Schmidt, LSU	158.0	200	8.9
Kirsten Voak, Arizona State	82.0	102	8.7
Jodie Cox, Cal State Fullerton	141.3	175	8.7
Andrea Kirchberg, Wisconsin	243.0	300	8.6

Wins

Name, School	W	L	PCT.
Nicole Myers, Florida Atlantic	36	7	0.837
Cat Osterman, Texas	36	8	0.818
Leslie Malerich, Florida State	35	14	0.714
Jennie Finch, Arizona	34	6	0.850
Britni Sneed, LSU	34	7	0.829
Jamie Southern, Fresno State	33	10	0.767
Erica Beach, Arizona State	33	15	0.688
Keira Goerl, UCLA	32	5	0.865
Lindsay Chouinard, DePaul	32	6	0.842
Ashlee Dobbe, Virginia Tech	30	13	0.698

Earned Run Average

Team	IP	ER	ERA
UCLA	423.3	41	0.68
Massachusetts	447.3	54	0.85
LSU	466.0	58	0.87
Fresno State	524.0	67	0.90
Florida Atlantic	520.3	71	0.96
Baylor	444.7	62	0.98
DePaul	417.0	61	1.02
Hartford	284.0	45	1.11
Texas	452.0	72	1.12
Michigan	412.0	69	1.17

Fielding Percentage

Team	PO	A	E	PCT.
Fresno State	1572	660	53	0.977
California	1548	531	50	0.977
Chattanooga	1193	456	42	0.975
Arizona	1311	436	45	0.975
Georgia Tech	1482	515	54	0.974
Illinois	1123	569	46	0.974
Villanova	1237	544	52	0.972
Michigan State	1105	421	45	0.971
Notre Dame	1205	473	50	0.971
Stanford	1275	556	55	0.971
LSU	1398	351	53	0.971
Michigan	1235	448	51	0.971
Virginia Tech	1202	513	52	0.971
Troy State	1331	672	62	0.970
Georgia	1524	598	66	0.970
Pacific (Cal.)	1286	470	55	0.970
Texas A&M	1179	506	53	0.970
Oklahoma	1317	580	60	0.969
Long Beach State	1225	574	57	0.969
Oregon State	1332	525	59	0.969

Triples Per Game

Team	G	3B	3B/G
Alabama A&M	55	33	0.60
Lehigh	52	29	0.56
Grambling	36	19	0.53
Mississippi Valley	35	18	0.51
Ball State	45	18	0.40
Georgia	76	28	0.37
LSU	67	24	0.36
Tennessee State	42	15	0.36
Jackson State	49	17	0.35
Hampton	52	17	0.33

Win-Loss Percentage

Team	W	L	T	PCT.
UCLA	55	9	0	0.859
LSU	56	11	0	0.836
Florida Atlantic	62	13	0	0.827
Arizona	55	12	0	0.821
DePaul	50	11	0	0.820
Michigan	50	11	0	0.820
Cal State Fullerton	53	13	0	0.803
Massachusetts	53	13	0	0.803
Ohio State	55	14	0	0.797
Louisiana-Lafayette	50	13	0	0.794
Texas	50	13	0	0.794



#19 April Janzen

Second Base • R-R

5-8 • 4 Letters

Baton Rouge, La.

Central HS

- > 2002 NFCA Second-Team All-South Region Team
- > 2002 Second-Team All-SEC
- > 2002 Second-Team All-Louisiana
- > 2002 SEC Academic Honor Roll

SENIOR SEASON (2002)

Played in 62 games, starting 58 ... Named to the All-SEC, All-Louisiana and All-South Region second teams ... Member of the SEC Academic Honor Roll ... Tied for second in the league in fielding percentage by a second baseman ... Second on the team in stolen bases and runs scored ... Fourth on the team in hits and RBIs ... Recorded five multiple-RBI games and four three-hit games on the year ... Hit her first home run of the season in her final at-bat in Tiger Park ... Knocked in the game-winning run in wins over then-No. 13 Fresno State and then-No. 21 Georgia.

JANZEN'S CAREER STATS

YEAR	AVG	GP-GS	AB	R	H	2B	3B	HR	RBI	TB	SLG%	BB	HBP	SO	GDP	OB%	SF	SH	SB-ATT	PO	A	E	FLD%
1998	.342	53-39	120	24	41	10	1	4	17	65	.542	7	1	10	1	.383	0	2	2-2	231	38	8	.971
1999	.270	62-54	148	17	40	3	1	0	23	45	.304	8	3	16	1	.319	1	8	6-9	130	50	7	.963
2001	.275	63-50	153	28	42	8	1	4	14	64	.418	14	4	15	0	.351	0	6	5-7	114	66	10	.947
2002	.264	62-58	178	31	48	5	2	1	21	59	.331	17	0	17	0	.327	1	11	14-16	97	50	5	.967
Totals	.284	240-201	599	100	170	26	5	9	75	233	.389	46	8	58	2	.342	2	27	27-34	572	204	30	.963



#55 Erin Johnson

Outfield • L-R

5-6 • 2 Letters

Pascagoula, Miss.

Pascagoula HS • Southern Miss

- > 2002 Second-Team All-SEC

SENIOR SEASON (2002)

Played in 64 games, starting 52 ... Earned Second-Team All-SEC honors ... Tied for second on the team in doubles ... Second on the team in batting average, third in home runs and fourth in slugging percentage, on-base percentage and total bases ... Batted .337 over the last 33 games of the season with eight doubles, two home runs and 13 RBIs, including the fourth-best hitting streak of the year at seven games ... Ended her career with a five-game hitting streak ... Led the team with a .375 average in NCAA Tournament play ... Scored the game-winning run scored in a 10-inning victory over Northwestern State in the first game of the NCAA Regional ... Recorded six multiple-RBI games and 11 multiple-hit games on the season ... Went 2-for-3 with two doubles and two RBIs against Southeastern Louisiana, knocking in the game-winning run ... A converted catcher, she did not commit an error as an outfielder.

JOHNSON'S CAREER STATS

YEAR	AVG	GP-GS	AB	R	H	2B	3B	HR	RBI	TB	SLG%	BB	HBP	SO	GDP	OB%	SF	SH	SB-ATT	PO	A	E	FLD%
2001	.228	56-52	127	22	29	5	4	2	29	48	.378	15	9	19	1	.346	2	4	2-4	7	0	0	1.00
2002	.303	64-52	155	22	47	11	0	3	20	67	.432	19	2	19	1	.382	2	3	5-5	10	0	0	1.00
Totals	.270	120-104	282	44	76	16	4	5	49	115	.408	34	11	38	2	.366	4	7	7-9	17	0	0	1.00



#44 Trena Peel

Outfield • S-R
5-4 • 4 Letters
Aurora, Colo.
Gateway HS

- > 2002 USA Softball Collegiate Player of the Year Quarterfinalist
- > 2002 NFCA Second-Team All-American
- > 2002 Easton First-Team All-American
- > 2002 NFCA First-Team All-South Region
- > 2002 SEC Athlete of the Year
- > 2002 First-Team All-SEC
- > 2002 First-Team All-Louisiana
- > 2002 SEC All-Tournament Team
- > 2002 NFCA/Louisville Slugger Division I Player of the Week (March 27)
- > 2002 SEC Player of the Week (March 25)
- > 2002 LSWA Hitter of the Week (March 26, April 30)
- > 2002 Tiger Classic Tournament MVP

SENIOR SEASON (2002)

Started in all 67 games ... Was one of 25 quarterfinalists for the USA Softball Collegiate Player of the Year Award ... Named the SEC Athlete of the Year while earning First-Team All-SEC honors ... Selected an NFCA Second-Team All-American and First-Team All-South Region selection ... A member of the SEC All-Tournament Team ... Named the NFCA Division I Player of the Week on March 27 after going 10-for-21 (.476) with four triples, a home run, four RBIs and eight runs scored ... Also earned SEC and Louisiana Hitter of the Week honors after that performance ... Selected the Tiger Classic Tournament Most Valuable Player after going 6-for-16 with two triples, five RBIs and six runs scored ... Led the nation in triples per game and broke the LSU and SEC single-season triples records ... Ranks fourth in NCAA history in single-season triples ... Holds the LSU career triples record, is second in career triples in the SEC and 13th in NCAA history ... Recorded 24 multiple-hit and eight multiple-RBI games ... Had a team-best 12-game hitting streak ... Twice she tied the school record with a pair of triples against Texas Tech and Southern Miss ... Led the team in batting average, hits, runs scored, total bases, slugging percentage, on-base percentage and stolen bases ... Ranked second in runs scored, third in total bases and hits, ninth in slugging percentage, stolen bases and hit-by-pitches, 10th in batting average and on-base percentage in the SEC ... Holds the school record in career hit-by-pitches (28) and ranks second in career on-base percentage (.403), walks (72), stolen bases (79) ... She ranks third in career games played (274), runs scored (173), home runs (19) and RBIs (144); fourth in career at-bats (811) and doubles (45) and fifth in career hits (269) and slugging percentage (.524) ... Participated on the 2002 USA Softball Elite Team.

PEEL'S CAREER STATS

YEAR	AVG	GP-GS	AB	R	H	2B	3B	HR	RBI	TB	SLG%	BB	HBP	SO	GDP	OB%	SF	SH	SB-ATT	PO	A	E	FLD%
1999	.357	66-66	207	44	74	18	6	3	37	113	.546	9	9	39	0	.409	0	6	16-18	30	5	4	.897
2000	.266	71-70	188	28	50	8	2	4	26	74	.394	18	3	34	0	.336	2	4	21-25	43	2	1	.978
2001	.337	70-70	196	46	66	9	5	9	44	112	.571	21	8	36	0	.422	0	2	22-29	38	1	2	.951
2002	.361	67-67	219	55	79	10	14	3	37	126	.575	24	8	33	1	.439	2	0	20-27	50	5	3	.948
Totals	.332	274-273	810	173	269	45	27	19	144	425	.525	72	28	142	1	.404	4	12	79-99	161	13	10	.946
YEAR	ERA	W-L	APP	GS	CG	SHO/CBO	SV	IP	H	R	ER	BB	SO	2B	3B	HR	BF	B/AVG	WP	HBP	BK	SFA	SHA
2000	0.91	1-0	4	1	0	0/3	0	7.2	1	2	1	6	5	1	0	0	32	.040	1	1	0	0	0
Totals	0.91	1-0	4	1	0	0/3	0	7.2	1	2	1	6	5	1	0	0	32	.040	1	1	0	0	0



#3 Aleshia Perry

Outfield • L-R
5-2 • 2 Letters
Pineville, La.
Pineville HS • Okaloosa-Walton CC

- > 2002 NCAA Region 3 All-Tournament Team

SENIOR SEASON (2002)

Played in 42 games, starting 39 ... Named to the NCAA Region 3 All-Tournament team ... Missed 22 games at the end of the regular season with a broken finger in her left hand, but returned to play in the NCAA Regionals ... Ranked as the third hardest player to strikeout on the team with just 10 Ks in 93 at-bats ... Ranked third on the team in stolen bases and sixth in batting average ... Committed just two errors in the field.

PERRY'S CAREER STATS

YEAR	AVG	GP-GS	AB	R	H	2B	3B	HR	RBI	TB	SLG%	BB	HBP	SO	GDP	OB%	SF	SH	SB-ATT	PO	A	E	FLD%
2001	.289	54-51	114	25	33	0	0	0	7	33	.289	3	5	14	0	.336	0	16	11-12	15	0	0	1.00
2002	.290	42-39	93	16	27	0	0	0	3	27	.290	3	0	10	0	.312	0	3	9-10	26	2	2	.933
Totals	.290	96-90	207	41	60	0	0	0	10	60	.290	6	5	24	0	.326	0	19	20-22	41	2	2	.956



#7 Britni Sneed

Pitcher • R-R
6-1 • 4 Letters
Houston, Texas
Cy-Fair HS

- > 2002 NCAA Woman of the Year from Louisiana
- > 2002 USA Softball Collegiate Player of the Year Semifinalist
- > 2002 NFCA First-Team All-American
- > 2002 Easton First-Team All-American
- > 2002 NFCA First-Team All-South Region
- > 2002 SEC Pitcher of the Year
- > 2002 Louisiana Player of the Year
- > 2002 SEC Tournament MVP
- > 2002 Unanimous First-Team All-SEC
- > 2002 Unanimous First-Team All-Louisiana
- > 2002 NCAA Region 3 All-Tournament Team
- > 2002 NFCA/Louisville Slugger Division I Player of the Week (April 24)
- > 2002 SEC Pitcher of the Week (March 11, March 18, April 29, April 1)
- > 2002 LSUA Pitcher of the Week (March 5, March 12, March 18, March 26, April 2, April 9, April 23, April 30)
- > 2002 Tiger Classic All-Tournament Team
- > 2002 USA Elite Team Member
- > 2002 SEC Academic Honor Roll

SENIOR SEASON (2002)

Named the 2002 NCAA Woman of the Year from Louisiana ... One of 10 semifinalists for the USA Softball Collegiate Player of the Year Award ... Honored as an NFCA and Easton First-Team All-America selection ... Named the SEC Pitcher of the Year ... Selected the SEC Tournament Most Valuable Player ... A First-Team NFCA All-South Region selection ... Named to the NCAA Region 3 All-Tournament team ... Named the NFCA Division I Player of the Week on April 24 ... A four-time SEC Pitcher of the Week and eight-time Louisiana Pitcher of the Week selection ... Chosen the only unanimous first-team All-SEC selection ... Member of the SEC Academic Honor Roll ... Made 46 appearances, going 34-7 on the season ... Threw a school-record six complete-game no-hitters ... Recorded an LSU record 22 shutouts, which ties her for 15th in NCAA single-season history ... Ranked second in the NCAA in strikeouts per seven innings ... Broke the LSU and SEC single-season strikeout mark and ranks fifth in NCAA single-season history ... Ranks fourth in the NCAA in career strikeouts with 1,370 ... Struck out an SEC seven-inning game record 17 batters against Florida ... Led the SEC and ranked in the top 10 in the nation with a 0.75 ERA, the sixth lowest single-season ERA in SEC history ... Ranked in the top five in the NCAA in wins, the second-most single-season victories in LSU history and tied for the third most in SEC history ... Ranks in the top 10 in NCAA history in career victories and strikeout ratio and in the top 15 in NCAA history in career appearances, games started, winning percentage and saves ... Ranked fifth in SEC history in complete games and tied for sixth in innings pitched ... Holds SEC career records for victories (120) and shutouts (55) ... Ranks second in the SEC in career ERA (0.89), fourth in appearances (175), innings pitched (976.1) and saves (12) and fifth in career complete games (106) ... Set LSU single-season records for most shutouts (23), innings pitched (281.0) and complete games (35) ... Holds LSU career records for innings pitched (695.0), appearances (129), starts (102), wins (86), shutouts (32) and complete games (71) ... Participated on the 2002 USA Softball Elite Team.



Britni Sneed received the NCAA Woman of the Year Award for Louisiana from head coach Yvette Girouard during a 2002 LSU Football game in Tiger Stadium.

SNEED'S CAREER STATS

YEAR	ERA	W-L	APP	GS	CG	SHO/CBO	SV	IP	H	R	ER	BB	SO	2B	3B	HR	BF	B/AVG	WP	HBP	BK	SFA	SHA
1999	1.13	23-5	38	28	18	8/4	4	180.1	120	39	29	28	204	24	1	5	685	.189	18	8	0	3	14
2000	1.14	27-7	42	33	22	8/8	4	239.1	124	45	39	53	278	17	1	13	908	.152	13	16	1	1	20
2001	0.66	36-6	49	41	31	16/10	3	275.2	108	32	206	61	410	16	0	13	1014	.143	4	22	0	3	19
2002	0.75	34-7	46	41	35	23/2	1	281.0	137	39	30	42	478	16	1	7	1034	.143	17	11	0	2	16
Totals	0.89	120-25	175	143	106	55/24	12	976.1	489	155	124	184	1370	73	3	38	3641	.147	52	57	1	9	69
YEAR	AVG	GP-GS	AB	R	H	2B	3B	HR	RBI	TB	SLG%	BB	HBP	SO	GDP	OB%	SF	SH	SB-ATT	PO	A	E	FLD%
1999	.222	39-31	72	9	16	5	2	0	10	24	.347	2	0	12	0	.237	2	0	0-1	4	20	0	1.00
2000	.143	45-35	49	3	7	0	0	0	1	7	.143	0	1	7	0	.160	0	0	0-0	13	23	2	.947
2001	.000	49-41	4	0	0	0	0	0	0	0	.000	1	0	2	0	.200	0	0	0-0	9	30	2	.951
2002	.000	46-41	0	0	0	0	0	0	0	0	.000	0	0	0	0	.000	0	0	0-0	4	36	0	1.00
Totals	.184	179-148	125	12	23	5	2	0	11	32	.256	3	1	21	0	.206	2	0	0-1	30	109	4	.972



Records

Individual Records

Batting Records

Games Played

Season: 72 - five times,last by Stephanie Hastings and Stacey Newton,2000
Career: 278 - Stephanie Hastings,1998-2001

Batting Average

Season: .431 - Ashlee Ducote,2000
Career: .368 - Ashlee Ducote,1997-2000

Slugging Percentage

Season: .716 - Ashlee Ducote,2000
Career: .585 - Ashlee Ducote,1997-2000

On-Base Percentage

Season: .526 - Ashlee Ducote,2000
Career: .430 - Ashlee Ducote,1997-2000

At-Bats

Game: 6 - Trena Peel vs.Mississippi State,March 19, 2002; Dee Douglas vs.Southern Miss,May 20,2000
Season: 227 - Tara Asbill,2000; Stephanie Hastings, 2000
Career: 846 - Dee Douglas,1998-2001

Runs Scored

Game: 4 - Ashlee Ducote vs.Boston College,March 3, 2000; Trena Peel vs.Northwestern State,Feb. 14, 1999
Season: 65 - Dee Douglas,1999
Career: 207 - Dee Douglas,1998-2001

Hits

Game: 4 - 11 times,last by **Christy Connor vs.UC-Riverside, Feb.16,2002**
Season: 91 - Ashlee Ducote,2000
Career: 290 - Dee Douglas,1998-2001

Doubles

Game: 3 - Tyra Perry vs.Butler, March 11,1998
Season: 20 - Ashlee Ducote,1999
Career: 53 - Stephanie Hastings,1998-2001

Triples

Game: 2 - eight times,last by Trena Peel vs.Southern Miss,April 18,2002
Season: 14 - Trena Peel,2002
Career: 27 - Trena Peel,1999-2002

Home Runs

Game: 2 - five times,last by **Julie Wiese vs.Georgia, March 31,2001**
Season: 12 - **Julie Wiese,2001**; Tara Asbill,2000
Career: 27 - Tara Asbill,1997-2000

Runs Batted In

Game: 6 - Ashley Lewis vs.Ole Miss,April 3,1999
Season: 63 - Ashlee Ducote,2000
Career: 174 - Tara Asbill,1997-2000

Total Bases

Season: 151 - Ashlee Ducote,2000
Career: 431 - Tara Asbill,1997-2000

Base on Balls

Game: 3 - **Julie Wiese vs.Long Island,March 2,2002**; Dee Douglas vs.Southern Miss,Feb. 27,2000
Season: 38 - Ashlee Ducote,2000
Career: 77 - Ashlee Ducote,1997-2000

Hit-by-Pitches

Game: 2 - six times,last by Trena Peel vs. Jackson State, Feb. 8,2002
Season: 9 - Erin Johnson,2001; Trena Peel,1999
Career: 28 - Trena Peel,1999-2002

Stolen Bases

Game: 3 - seven times,last by Dee Douglas vs.East Tennessee State,Feb. 19,2001
Season: 45 - Dee Douglas,1999
Career: 155 - Dee Douglas,1998-2001

Sacrifice Flies

Game: 2 - Tara Asbill vs.McNeese State,Feb. 14,1998
Season: 6 - Tara Asbill,1998
Career: 15 - Tara Asbill,1997-2000

Sacrifice Hits

Game: 3 - Tara Asbill vs.Alabama,May 5,2000
Season: 18 - Stephanie Hastings,2000
Career: 51 - Stephanie Hastings,1998-2001

Strikeouts

Game: 5 - Ashley Lewis vs.Southern Miss,May 20, 2000
Season: 55 - **Julie Wiese,2001**
Career: 142 - Trena Peel,1999-2002

Pitching Records

Appearances

Season: 49 - Britni Sneed,2001
Career: 175 - Britni Sneed,1999-2002

Games Started

Season: 41 - Britni Sneed,2002; Britni Sneed,2001
Career: 143 - Britni Sneed,1999-2002

Complete Games

Season: 35 - Britni Sneed,2002
Career: 106 - Britni Sneed,1999-2002

Innings Pitched

Game: 13.0 - Britni Sneed vs.Oklahoma,May 26,2001
Season: 281.0 - Britni Sneed,2002
Career: 976.1 - Britni Sneed,1999-2002

Win-Loss Percentage

Season: .862 (25-4) - Ashley Lewis (1999)
Career: .829 (68-14) - Ashley Lewis (1999-2001)

Wins

Season: 36 - Britni Sneed,2001
Career: 120 - Britni Sneed,1999-2002

Saves

Season: 4 - Britni Sneed,2000; Britni Sneed,1999;
Sarah KnifeChief,1998
Career: 12 - Britni Sneed,1999-2002

Earned Run Average

Season: 0.66 - Britni Sneed,2001
Career: 0.89 - Britni Sneed,1999-2002

Opponent's Batting Average

Season: .119 - Britni Sneed,2001
Career: .147 - Britni Sneed,1999-2002

Shutouts

Season: 23 - Britni Sneed,2002
Career: 55 - Britni Sneed,1999-2002

Strikeouts

Game: 19 - Britni Sneed vs.Oklahoma,May 26,2001
Season: 478 - Britni Sneed,2002
Career: 1,370 - Britni Sneed,1999-2002

Strikeouts Per Seven Innings

Season: 11.91 - Britni Sneed,2002
Career: 9.82 - Britni Sneed,1999-2002

Fewest Runs Allowed

Season: 32 - **Kristin Schmidt,2002**; Britni Sneed,2001
Career: 87 - Brandi Landry, 1997-1998

Most Runs Allowed

Game: 9 - Sarah KnifeChief vs. Washington,May 16, 1998; Sarah KnifeChief vs.Southwestern Louisiana, April 29,1997
Season: 48 - Sarah KnifeChief,1998; Brandi Landry, 1998
Career: 155 - Britni Sneed,1999-2002

Fewest Earned Runs Allowed

Season: 21 - Ashley Lewis,2000
Career: 59 - Sarah KnifeChief,1997-1998

Most Earned Runs Allowed

Game: 8 - Sarah KnifeChief vs.Washington,May 16, 1998; Julie Stashko vs.Arizona,March 1,1997
Season: 39 - Britni Sneed,2000
Career: 124 - Britni Sneed,1999-2002

Fewest Hits Allowed

Season: 84 - Ashley Lewis 2000
Career: 235 - Sarah KnifeChief,1997-1998

Most Hits Allowed

Game: 13 - Britni Sneed vs.Arizona State,May 19,2002
Season: 156 - Brandi Landry, 1998
Career: 489 - Britni Sneed,1999-2002

Fewest Walks Allowed

Season: 10 - Ashley Lewis,2000
Career: 25 - Brandi Landry, 1997-1998

Most Walks Allowed

Game: 7 - Ashley Lewis vs.South Carolina,April 14, 2000; Sarah KnifeChief vs.Florida,March 1,1997
Season: 71 - Ashley Lewis,2000
Career: 186 - Ashley Lewis,1999-2001

Fewest Walks Allowed Per Seven Innings

Season: 0.51 - Brandi Landry, 1997
Career: 0.55 - Brandi Landry, 1997-1998

Fewest Doubles Allowed

Season: 9 - Ashley Lewis,2001; Ashley Lewis,2000
Career: 31 - Ashley Lewis,1999-2001

Most Doubles Allowed

Game: 5 - Sarah KnifeChief vs.Ole Miss,March 29, 1997
Season: 28 - Brandi Landry, 1998
Career: 73 - Britni Sneed,1999-2002

Fewest Triples Allowed

Season: 0 - Ashley Lewis,2001; Britni Sneed,2001
Career: 3 - Britni Sneed,1999-2002

Most Triples Allowed

Game: 2 - Brandi Landry vs.Alabama,May 9,1998;
Brandi Landry vs.Alabama,March 9,1997
Season: 7 - Brandi Landry, 1998
Career: 9 - Brandi Landry, 1997-1998

Fewest Home Runs Allowed

Season: 0 - Sarah KnifeChief,1997
Career: 3 - Sarah KnifeChief,1997-1998

Most Home Runs Allowed

Game: 3 - Sarah Meadors vs.Arizona,Feb. 10,2001;
Julie Stashko vs.Hawaii,March 4,2000
Season: 13 - Britni Sneed,2001; Britni Sneed,2000
Career: 38 - Britni Sneed,1999-2002

Fielding Records

Putouts

Game: 19 - Jennifer Schuelke vs.Oklahoma,May 26, 2001
Season: 552 - **Jennie Reeves,2002**
Career: 1,616 - Shaunte'Fremin,1997-2000

Assists

Game: 8 - Tara Asbill vs.South Carolina,May 14,2000
Season: 156 - Tara Asbill,1998
Career: 568 - Tara Asbill,1997-2000

Errors

Game: 4 - Tara Asbill vs.Alabama,May 3,1997
Season: 19 - Tara Asbill,1998
Career: 67 - Tara Asbill,1997-2000

Fielding Percentage

Season: 1.000 - **Leigh Ann Danos,2002**; **Jennie Reeves, 2001**; Shaunte'Fremin,1999; Kelly Mashburn,1998
Career: .989 - **Jennie Reeves,2000-present**

Team Records

Batting Records

Games Played

Season: 72 - 2000

Batting Average

Season: .334 - 1998

Slugging Percentage

Season: .475 - 1998

On-Base Percentage

Season: .374 - 1998

At-Bats

Game: 44 vs. Oklahoma, May 26, 2001
Season: 1,951 - 2000

Runs Scored

Game: 19 vs. Grambling State, Feb. 22, 1997
Season: 377 (1998)

Hits

Game: 21 vs. Boston College, March 3, 2000
Season: 613 - 1998

Doubles

Game: 7 vs. Mississippi State, April 4, 1998
Season: 113 - 1998

Triples

Game: 2 - 22 times, last vs. Georgia, May 10, 2002
Season: 33 - 1998

Home Runs

Game: 4 vs. Kansas, March 2, 1997
Season: 41 - 2001

Runs Batted In

Game: 15 vs. Grambling State, Feb. 22, 1997
Season: 321 - 1998

Total Bases

Season: 873 - 1998

Base on Balls

Game: 10 vs. Long Island, March 2, 2002
Season: 200 (2002)

Hit-by-Pitches

Game: 4 vs. Alabama, April 8, 2001; vs. Eastern Illinois, March 22, 1998
Season: 47 - 2001

Stolen Bases

Game: 9 vs. Bucknell, March 21, 1998
Season: 142 - 2000

Sacrifice Flies

Game: 2 - 11 times, last vs. Texas A&M-Corpus Christi, May 4, 2002
Season: 27 - 1998

Sacrifice Hits

Game: 4 - five times, last vs. Georgia, April 16, 1999
Season: 64 - 1997

Strikeouts

Game: 21 vs. Southern Miss, May 20, 2000
Season: 280 - 2001

Hits Per Game

Season: 8.50 - 1998

Runs Per Game

Season: 5.24 - 1998

Walks Per Game

Season: 2.40 - 2001

Pitching Records

Complete Games

Season: 51 - 2002

Innings Pitched

Game: 13.0 vs. Oklahoma, May 2, 2001; vs. Southern Miss, May 20, 2000
Season: 497.1 - 2000

Wins

Season: 59 - 2001, 2000

Saves

Season: 6 - 1999

Earned Run Average

Season: 0.85 - 2001

Opponent's Batting Average

Season: .140 - 2001

Shutouts

Season: 35 - 2002

Strikeouts

Game: 19 vs. Oklahoma, May 26, 2001
Season: 696 - 2002

Strikeouts Per Seven Innings

Season: 10.45 - 2002

Fewest Runs Allowed

Season: 79 - 2002

Most Runs Allowed

Game: 11 vs. Southwestern Louisiana, April 29, 1997
Season: 133 - 1998

Fewest Earned Runs Allowed

Season: 57 - 2001

Most Earned Runs Allowed

Game: 8 - five times, last vs. Arizona, Feb. 10, 2001
Season: 96 - 1998

Fewest Hits Allowed

Season: 225 - 2001

Most Hits Allowed

Game: 14 vs. UCLA, Feb. 17, 2002
Season: 382 - 1998

Fewest Walks Allowed

Season: 54 - 1997

Most Walks Allowed

Game: 8 vs. Southern Miss, May 20, 2000; vs. Alabama, May 7, 1999
Season: 142 - 2000

Fewest Walks Allowed Per Seven Innings

Season: 0.95 - 1997

Fewest Doubles Allowed

Season: 29 - 2001

Most Doubles Allowed

Game: 5 vs. Ole Miss, March 29, 1997
Season: 59 - 1997

Fewest Triples Allowed

Season: 4 - 2000

Most Triples Allowed

Game: 2 vs. Alabama, May 9, 1998; vs. Alabama, March 9, 1997
Season: 11 - 1998

Fewest Home Runs Allowed

Season: 4 - 1997

Most Home Runs Allowed

Game: 5 vs. Arizona, Feb. 10, 2001
Season: 19 - 2001

No-Hitters

Season: 6 - 2001, 2002

Fielding Records

Putouts

Game: 39 vs. Oklahoma, May 26, 2001; vs. Southern Miss, May 20, 2000
Season: 1,492 - 2000

Assists

Game: 19 vs. Stetson, March 22, 1997
Season: 619 - 1998

Errors

Game: 5 vs. McNeese State, March 24, 1999
Season: 74 - 1998

Fielding Percentage

Season: .971 - 2002

Double Plays

Game: 3 vs. Ole Miss, April 1, 2000
Season: 31 - 1998

Individual Single-Season Records

Batting Records

Games Played

72	Stephanie Hastings	2000
72	Stacey Newton	2000
72	Tara Asbill	1998
72	Jodi Otten	1998
72	Stacey Newton	1998

Games Started

72	Stephanie Hastings	2000
72	Tara Asbill	1998
71	Tara Asbill	2000
71	Dee Douglas	2000
71	Ashlee Ducote	2000
71	Stacey Newton	2000

Batting Average (min.70 at-bats)

.431	Ashlee Ducote	2000
.395	Tara Asbill	1998
.382	Dee Douglas	1999
.377	Ashlee Ducote	1999
.374	Stephanie Hastings	1998

Slugging Percentage (min.70 at-bats)

.716	Ashlee Ducote	2000
.614	Tara Asbill	1998
.612	Tyra Perry	1997
.601	Ashlee Ducote	1999
.575	Trena Peel	2002

On-Base Percentage (min.70 plate appearances)

.526	Ashlee Ducote	2000
.439	Trena Peel	2002
.436	Dee Douglas	1999
.430	Stephanie Hastings	2001
.424	Ashlee Ducote	1999

At-Bats

227	Tara Asbill	2000
227	Stephanie Hastings	2000
225	Dee Douglas	2000
219	Trena Peel	2002
218	Stephanie Hastings	2001

Runs Scored

65	Dee Douglas	1999
61	Stephanie Hastings	2001
59	Ashlee Ducote	2000
58	Tara Asbill	2000
57	Dee Douglas	2000

Hits

91	Ashlee Ducote	2000
85	Tara Asbill	1998
82	Stephanie Hastings	2000
81	Stephanie Hastings	2001
79	Trena Peel	2002

Doubles

20	Ashlee Ducote	1999
19	Tara Asbill	1998
18	Christy Connor	2002
18	Trena Peel	1999
18	Stephanie Hastings	1998

Triples

14	Trena Peel	2002
9	Jodi Otten	1998
8	Ashlee Ducote	2000
8	Tara Asbill	1998
7	Dee Douglas	1999
7	Dee Douglas	1998
7	Ashlee Ducote	1997
7	Jodi Otten	1997

Home Runs

12	Julie Wiese	2001
12	Tara Asbill	2000
11	Tyra Perry	1997
10	Ashlee Ducote	2000
10	Tara Asbill	1999

Runs Batted In

63	Ashlee Ducote	2000
52	Tara Asbill	1998
50	Tara Asbill	1999
48	Stephanie Hastings	2001
48	Jodi Otten	1998

Total Bases

151	Ashlee Ducote	2000
132	Tara Asbill	1998
126	Trena Peel	2002
125	Tara Asbill	2000
121	Stephanie Hastings	2001

Base on Balls

38	Ashlee Ducote	2000
37	Julie Wiese	2002
25	Dee Douglas	2001
24	Christy Connor	2002
24	Trena Peel	2002

Hit-by-Pitches

9	Erin Johnson	2001
9	Trena Peel	1999
8	Trena Peel	2002
8	Trena Peel	2001
8	Jennifer Schuelke	2001
8	Shaunte'Fremin	2000

Stolen Bases

45	Dee Douglas	1999
41	Dee Douglas	2000
35	Dee Douglas	1998
34	Dee Douglas	2001
26	Tara Asbill	1998

Sacrifice Flies

6	Tara Asbill	1998
4	Tara Asbill	2000
4	Shaunte'Fremin	2000
4	Ashlee Ducote	1998
4	Stephanie Hastings	1998
4	Jodi Otten	1998
4	Tyra Perry	1998

Sacrifice Hits

18	Stephanie Hastings	2000
16	Aleshia Perry	2001
15	Stephanie Hastings	1998
12	Stephanie Hastings	1999
11	April Janzen	2002
11	Auburne Ziober	1999
11	Jodi Otten	1997

Strikeouts

55	Julie Wiese	2001
39	Trena Peel	1999
37	Dee Douglas	2001
36	Tessa Lynam	2002
36	Trena Peel	2001

Pitching Records

Appearances

49	Britni Sneed	2001
46	Britni Sneed	2002
42	Britni Sneed	2000
38	Britni Sneed	1999
35	Ashley Lewis	2000

Games Started

41	Britni Sneed	2002
41	Britni Sneed	2001
33	Britni Sneed	2000
29	Brandi Landry	1998
28	Ashley Lewis	2001
28	Ashley Lewis	2000
28	Britni Sneed	1999

Complete Games

35	Britni Sneed	2002
31	Britni Sneed	2001
22	Britni Sneed	2000
22	Brandi Landry	1998
20	Sarah KnifeChief	1997

Innings Pitched

281.0	Britni Sneed	2002
275.2	Britni Sneed	2001
239.1	Britni Sneed	2000
181.1	Brandi Landry	1998
180.1	Britni Sneed	1999

Win-Loss Percentage (min.25 decisions)

.862 (25-4)	Ashley Lewis	1999
.857 (36-6)	Britni Sneed	2001
.840 (21-4)	Sarah KnifeChief	1997
.829 (34-7)	Britni Sneed	2002
.821 (23-5)	Britni Sneed	1999

Wins

36	Britni Sneed	2001
34	Britni Sneed	2002
27	Britni Sneed	2000
25	Ashley Lewis	1999
23	Britni Sneed	1999

Saves

4	Britni Sneed	2000
4	Britni Sneed	1999
4	Sarah KnifeChief	1998
3	Britni Sneed	2001

Individual Single-Season Records

Earned Run Average (min.75 innings)

0.66	Britni Sneed	2001
0.75	Britni Sneed	2002
0.84	Ashley Lewis	2000
0.99	Ashley Lewis	1999
1.02	Kristin Schmidt	2002
1.02	Ashley Lewis	2001
1.02	Sarah KnifeChief	1997

Opponent's Batting Average (min.75 innings)

.119	Britni Sneed	2001
.143	Britni Sneed	2002
.143	Ashley Lewis	2000
.152	Britni Sneed	2000
.160	Ashley Lewis	2001

Shutouts

23	Britni Sneed	2002
16	Britni Sneed	2001
10	Brandi Landry	1998
8	Kristin Schmidt	2002
8	Britni Sneed	2000
8	Britni Sneed	1999

Strikeouts

478	Britni Sneed	2002
410	Britni Sneed	2001
278	Britni Sneed	2000
204	Britni Sneed	1999
200	Kristin Schmidt	2002

Strikeouts Per Seven innings

11.91	Britni Sneed	2002
10.41	Britni Sneed	2001
8.86	Kristin Schmidt	2002
8.13	Britni Sneed	2000
7.92	Britni Sneed	1999

Fewest Runs Allowed (min.75 innings)

32	Kristin Schmidt	2002
32	Britni Sneed	2001
35	Julie Stashko	1997
37	Ashley Lewis	1999
39	Britni Sneed	2002
39	Britni Sneed	1999
39	Brandi Landry	1997

Most Runs Allowed

48	Sarah KnifeChief	1998
48	Brandi Landry	1998
46	Sarah KnifeChief	1997
45	Ashley Lewis	2001
45	Britni Sneed	2000

Fewest Earned Runs Allowed (min.75 innings)

21	Ashley Lewis	2000
23	Kristin Schmidt	2002
24	Ashley Lewis	2001
24	Sarah KnifeChief	1997
24	Julie Stashko	1997

Most Earned Runs Allowed

39	Britni Sneed	2000
36	Sarah KnifeChief	1998
34	Brandi Landry	1998
30	Britni Sneed	2002
29	Britni Sneed	1999



Kristin Schmidt had eight shutouts and 200 strikeouts in 2002.

Fewest Hits Allowed (min.75 innings)

84	Ashley Lewis	2000
88	Julie Stashko	1997
94	Ashley Lewis	2001
101	Brandi Landry	1997
103	Ashley Lewis	1999

Most Hits Allowed

156	Brandi Landry	1998
137	Britni Sneed	2002
124	Britni Sneed	2000
120	Britni Sneed	1999
119	Sarah KnifeChief	1998

Fewest Walks Allowed (min.75 innings)

10	Ashley Lewis	2000
12	Julie Stashko	1997
15	Brandi Landry	1998
24	Kristin Schmidt	2002
28	Britni Sneed	1999

Most Walks Allowed

71	Ashley Lewis	2000
61	Britni Sneed	2001
61	Ashley Lewis	1999
54	Ashley Lewis	2001
53	Britni Sneed	2000

Walks Allowed/Seven innings (min.75 innings)

0.51	Brandi Landry	1997
0.58	Brandi Landry	1998
0.88	Julie Stashko	1997
1.05	Britni Sneed	2002
1.06	Kristin Schmidt	2002

Fewest Doubles Allowed (min.75 innings)

9	Ashley Lewis	2001
9	Ashley Lewis	2000
12	Sarah KnifeChief	1998
13	Ashley Lewis	1999
14	Kristin Schmidt	2002

Most Doubles Allowed

28	Brandi Landry	1998
25	Sarah KnifeChief	1997
24	Britni Sneed	1999
19	Brandi Landry	1999
16	Britni Sneed	2002
16	Britni Sneed	2001

Fewest Triples Allowed (min.75 innings)

0	Ashley Lewis	2001
0	Britni Sneed	2001
1	Britni Sneed	2002
1	Britni Sneed	2000
1	Britni Sneed	1999
1	Sarah KnifeChief	1998
1	Julie Stashko	1997

Most Triples Allowed

7	Brandi Landry	1998
4	Sarah KnifeChief	1997
3	Kristin Schmidt	2002
3	Ashley Lewis	2001
3	Julie Stashko	1998

Fewest Home Runs Allowed (min.75 innings)

0	Sarah KnifeChief	1997
1	Ashley Lewis	1999
2	Ashley Lewis	2000
2	Brandi Landry	1997
2	Julie Stashko	1997

Most Home Runs Allowed

13	Britni Sneed	2001
13	Britni Sneed	2000
7	Kristin Schmidt	2002
7	Britni Sneed	2002
5	Britni Sneed	1999

Fielding Records

Putouts

552	Jennie Reeves	2002
514	Shaunte'Fremin	1997
443	Jennifer Schuelke	2001
433	Shaunte'Fremin	2000
367	Shaunte'Fremin	1999

Assists

156	Tara Asbill	1998
152	Tara Asbill	1997
137	Tara Asbill	1999
133	Ashlee Ducote	1997
131	Ashlee Ducote	1998

Errors

19	Tara Asbill	1998
17	Tara Asbill	1997
16	Tara Asbill	1999
15	Tara Asbill	2000
15	Ashlee Ducote	2000

Fielding Percentage (min.75 chances)

1.00	Leigh Ann Danos	2002
1.00	Jennie Reeves	2001
1.00	Shaunte'Fremin	1999
1.00	Kelly Mashburn	1998
.991	Stephanie Hastings	1998

Individual Career Records

Batting Records

Games Played

278	Stephanie Hastings	1998-2001
275	Dee Douglas	1998-2001
274	Trena Peel	1999-2002
267	Tara Asbill	1997-2000
258	Ashlee Ducote	1997-2000

Games Started

273	Stephanie Hastings	1998-2001
273	Trena Peel	1999-2002
270	Dee Douglas	1998-2001
267	Tara Asbill	1997-2000
254	Ashlee Ducote	1997-2000

Batting Average (min.250 at-bats)

.368	Ashlee Ducote	1997-2000
.356	Jodi Otten	1997-1998
.353	Stephanie Hastings	1998-2001
.343	Dee Douglas	1998-2001
.343	Tara Asbill	1997-2000

Slugging Percentage (min.250 at-bats)

.585	Ashlee Ducote	1997-2000
.545	Tyra Perry	1997-1998
.535	Jodi Otten	1997-1998
.529	Tara Asbill	1997-2000
.525	Trena Peel	1999-2002

On-Base Percentage (min. 250 plate appearances)

.430	Ashlee Ducote	1997-2000
.404	Trena Peel	1999-2002
.394	Dee Douglas	1998-2001
.394	Tyra Perry	1997-1998
.393	Stephanie Hastings	1998-2001

At-Bats

846	Dee Douglas	1998-2001
816	Stephanie Hastings	1998-2001
814	Tara Asbill	1997-2000
810	Trena Peel	1999-2002
733	Ashlee Ducote	1997-2000

Runs Scored

207	Dee Douglas	1998-2001
192	Tara Asbill	1997-2000
173	Stephanie Hastings	1998-2001
173	Trena Peel	1999-2002
159	Ashlee Ducote	1997-2000

Hits

290	Dee Douglas	1998-2001
288	Stephanie Hastings	1998-2001
279	Tara Asbill	1997-2000
270	Ashlee Ducote	1997-2000
269	Trena Peel	1999-2002

Doubles

53	Stephanie Hastings	1998-2001
52	Ashlee Ducote	1997-2000
47	Tara Asbill	1997-2000
45	Trena Peel	1999-2002
30	Christy Connor	2001-present
30	Shaunte'Fremin	1997-2000



Julie Wiese has walked 57 times in her two seasons at LSU.

Triples

27	Trena Peel	1999-2002
20	Dee Douglas	1998-2001
19	Ashlee Ducote	1997-2000
16	Jodi Otten	1997-1998
12	Tara Asbill	1997-2000

Home Runs

27	Tara Asbill	1997-2000
23	Ashlee Ducote	1997-2000
19	Trena Peel	1999-2002
16	Tyra Perry	1997-1998
15	Shaunte'Fremin	1997-2000

Runs Batted In

174	Tara Asbill	1997-2000
167	Ashlee Ducote	1997-2000
144	Trena Peel	1999-2002
137	Stephanie Hastings	1998-2001
104	Shaunte'Fremin	1997-2000

Total Bases

431	Tara Asbill	1997-2000
429	Ashlee Ducote	1997-2000
425	Trena Peel	1999-2002
382	Stephanie Hastings	1998-2001
361	Dee Douglas	1998-2001

Base on Balls

77	Ashlee Ducote	1997-2000
72	Trena Peel	1999-2002
66	Dee Douglas	1998-2001
57	Julie Wiese	2001-present
53	Stephanie Hastings	1998-2001

Hit-by-Pitches

28	Trena Peel	1999-2002
20	Shaunte'Fremin	1997-2000
16	Jennifer Schuelke	1998-2001
11	Erin Johnson	2001-2002
10	Tara Asbill	1997-2000

Stolen Bases

155	Dee Douglas	1998-2001
79	Trena Peel	1999-2002
79	Tara Asbill	1997-2000
48	Stephanie Hastings	1998-2001
45	Ashlee Ducote	1997-2000

Sacrifice Flies

15	Tara Asbill	1997-2000
9	Stephanie Hastings	1998-2001
9	Stacey Newton	1997-2000
8	Ashlee Ducote	1997-2000
7	Shaunte'Fremin	1997-2000
7	Tyra Perry	1997-1998

Sacrifice Hits

51	Stephanie Hastings	1998-2001
28	Tara Asbill	1997-2000
27	April Janzen	1998-1999, 2001-2002
25	Stacey Newton	1997-2000
20	Aleshia Perry	1999-2002

Strikeouts

142	Trena Peel	1999-2002
98	Dee Douglas	1998-2001
95	Shaunte'Fremin	1997-2000
93	Ashlee Ducote	1997-2000
90	Tara Asbill	1997-2000

Pitching Records

Appearances

175	Britni Sneed	1999-2002
98	Ashley Lewis	1999-2001
85	Julie Stashko	1997-2000
58	Sarah KnifeChief	1997-1998
58	Brandi Landry	1997-1998

Games Started

143	Britni Sneed	1999-2002
82	Ashley Lewis	1999-2001
50	Sarah KnifeChief	1997-1998
49	Brandi Landry	1997-1998
35	Julie Stashko	1997-2000

Complete Games

106	Britni Sneed	1999-2002
39	Ashley Lewis	1999-2001
37	Brandi Landry	1997-1998
35	Sarah KnifeChief	1997-1998
16	Julie Stashko	1997-2000

Innings Pitched

976.1	Britni Sneed	1999-2002
515.2	Ashley Lewis	1999-2001
319.2	Sarah KnifeChief	1997-1998
317.2	Brandi Landry	1997-1998
274.1	Julie Stashko	1997-2000

Win-Loss Percentage (min.35 decisions)

.829 (68-14)	Ashley Lewis	1999-2001
.828 (120-24)	Britni Sneed	1999-2002
.828 (29-6)	Julie Stashko	1997-2000
.820 (41-9)	Sarah K.Chief	1997-1998
.729 (35-13)	Brandi Landry	1997-1998

Individual Career Records

Wins

120	Britni Sneed	1999-2002
68	Ashley Lewis	1999-2001
41	Sarah KnifeChief	1997-1998
35	Brandi Landry	1997-1998
29	Julie Stashko	1997-2000

Saves

12	Britni Sneed	1999-2002
4	Sarah KnifeChief	1997-1998
2	Brandi Landry	1997-1998
2	Julie Stashko	1997-2000

Earned Run Average (min.225 innings)

0.89	Britni Sneed	1999-2002
0.95	Ashley Lewis	1999-2001
1.31	Sarah KnifeChief	1997-1998
1.37	Brandi Landry	1997-1998
1.68	Julie Stashko	1997-2000

Opponent's Batting Average (min.225 innings)

.147	Britni Sneed	1999-2002
.157	Ashley Lewis	1999-2001
.203	Sarah KnifeChief	1997-1998
.219	Brandi Landry	1997-1998
.232	Julie Stashko	1997-2000

Shutouts

55	Britni Sneed	1999-2002
16	Ashley Lewis	1999-2001
15	Brandi Landry	1997-1998
11	Sarah KnifeChief	1997-1998
8	Kristin Schmidt	2002-present

Strikeouts

1,370	Britni Sneed	1999-2002
443	Ashley Lewis	1999-2001
200	Kristin Schmidt	2002-present
169	Sarah KnifeChief	1997-1998
139	Brandi Landry	1997-1998

Strikeouts Per Seven Innings (min.225 innings)

9.82	Britni Sneed	1999-2002
6.01	Ashley Lewis	1999-2001
3.70	Sarah KnifeChief	1997-1998
3.06	Brandi Landry	1997-1998
2.76	Julie Stashko	1997-2000

Fewest Runs Allowed (min.225 innings)

87	Brandi Landry	1997-1998
94	Sarah KnifeChief	1997-1998
99	Julie Stashko	1997-2000
123	Ashley Lewis	1999-2001
155	Britni Sneed	1999-2002

Most Runs Allowed

155	Britni Sneed	1999-2002
123	Ashley Lewis	1999-2001
99	Julie Stashko	1997-2000
94	Sarah KnifeChief	1997-1998
87	Brandi Landry	1997-1998

Fewest Earned Runs Allowed (min.225 innings)

59	Sarah KnifeChief	1997-1998
62	Brandi Landry	1997-1998
66	Julie Stashko	1997-2000
70	Ashley Lewis	1999-2001
124	Britni Sneed	1999-2002



First Baseman Christy Connor has a career .978 fielding percentage.

Most Earned Runs Allowed

124	Britni Sneed	1999-2002
70	Ashley Lewis	1999-2001
66	Julie Stashko	1997-2000
62	Brandi Landry	1997-1998
60	Sarah KnifeChief	1997-1998

Fewest Hits Allowed (min.225 innings)

235	Sarah KnifeChief	1997-1998
242	Julie Stashko	1997-2000
258	Brandi Landry	1997-1998
281	Ashley Lewis	1999-2001
489	Britni Sneed	1999-2002

Most Hits Allowed

489	Britni Sneed	1999-2002
281	Ashley Lewis	1999-2001
257	Brandi Landry	1997-1998
243	Julie Stashko	1997-2000
235	Sarah KnifeChief	1997-1998

Fewest Walks Allowed (min.225 innings)

25	Brandi Landry	1997-1998
38	Julie Stashko	1997-2000
66	Sarah KnifeChief	1997-1998
184	Britni Sneed	1999-2002
186	Britni Sneed	1999-2002

Most Walks Allowed

186	Ashley Lewis	1999-2001
184	Britni Sneed	1999-2002
66	Sarah KnifeChief	1997-1998
38	Julie Stashko	1997-2000
25	Brandi Landry	1997-1998

Fewest Walks Allowed/Seven Innings

(min.225 innings)		
0.55	Brandi Landry	1997-1998
0.97	Julie Stashko	1997-2000
1.32	Britni Sneed	1999-2002
1.45	Sarah KnifeChief	1997-1998
2.52	Ashley Lewis	1999-2001

Fewest Doubles Allowed (min.225 innings)

31	Ashley Lewis	1999-2001
37	Sarah KnifeChief	1997-1998
38	Julie Stashko	1997-2000

47	Brandi Landry	1997-1998
73	Britni Sneed	1999-2002

Most Doubles Allowed

73	Britni Sneed	1999-2002
47	Brandi Landry	1997-1998
38	Julie Stashko	1997-2000
37	Sarah KnifeChief	1997-1998
31	Ashley Lewis	1999-2001

Fewest Triples Allowed (min.225 innings)

3	Britni Sneed	1999-2002
5	Ashley Lewis	1999-2001
5	Julie Stashko	1997-2000
5	Sarah KnifeChief	1997-1998
9	Brandi Landry	1997-1998

Most Triples Allowed

9	Brandi Landry	1997-1998
5	Ashley Lewis	1999-2001
5	Julie Stashko	1997-2000
5	Sarah KnifeChief	1997-1998
3	Kristin Schmidt	2002-present
3	Britni Sneed	1999-2002

Fewest Home Runs allowed (min.225 innings)

3	Sarah KnifeChief	1997-1998
6	Ashley Lewis	1999-2001
6	Brandi Landry	1997-1998
7	Julie Stashko	1997-2000
38	Britni Sneed	1999-2002

Most Home Runs Allowed

38	Britni Sneed	1999-2002
7	Kristin Schmidt	2002-present
7	Julie Stashko	1997-2000
6	Ashley Lewis	1999-2001
6	Brandi Landry	1997-1998

Fielding Records

Putouts

1,616	Shaunte'Fremin	1997-2000
1,193	Jennifer Schuelke	1998-2001
812	Jennie Reeves	2000-present
572	April Janzen	1998-1999, 2001-2002
510	Christy Connor	2001-present

Assists

568	Tara Asbill	1997-2000
502	Ashlee Ducote	1997-2000
386	Stephanie Hastings	1998-2001
204	April Janzen	1998-1999, 2001-2002
195	Julie Wiese	2001-present

Errors

67	Tara Asbill	1997-2000
43	Ashlee Ducote	1997-2000
33	Stephanie Hastings	1998-2001
30	April Janzen	1998-1999, 2001-2002
23	Julie Wiese	2001-present

Fielding Percentage (min.225 chances)

.989	Jennie Reeves	2000-present
.988	Shaunte' Fremin	1997-2000
.988	Jennifer Schuelke	1998-2001
.978	Christy Connor	2001-present
.964	Stephanie Hastings	1998-2001

Team Single-Game Records

Batting Records

At-Bats

- 44 vs. Oklahoma, May 26, 2001
- 43 vs. Southern Miss, May 20, 2000
- 41 vs. Mississippi State, April 7, 2000
- 39 vs. Mississippi State, March 19, 2002
- 38 vs. Wisconsin, Feb. 9, 2001

Runs

- 19 vs. Grambling State, Feb. 22, 1997
- 15 vs. Long Island, March 2, 2002
- 15 vs. Wisconsin, Feb. 9, 2001
- 15 vs. College of Charleston, March 21, 1998
- 14 vs. Washington, Feb. 9, 2001
- 14 vs. Boston College, March 3, 2000

Hits

- 21 vs. Boston College, March 3, 2000
- 19 vs. Wisconsin, Feb. 9, 2001
- 18 vs. Auburn, March 19, 1999
- 17 vs. Georgia, April 10, 1998
- 16 four times, last vs. Baylor, Feb. 25, 2000

Doubles

- 7 vs. Mississippi State, April 4, 1998
- 6 vs. Auburn, March 19, 1999
- 5 six times, last vs. Southern Miss, April 18, 2002

Triples

- 2 22 times, last vs. Georgia, May 10, 2002

Home Runs

- 4 vs. Kansas, March 2, 1997
- 3 seven times, last vs. Auburn, May 5, 2001

Runs Batted In

- 15 vs. Grambling State, Feb. 22, 1997
- 14 vs. Boston College, March 3, 2000
- 14 vs. College of Charleston, March 21, 1998
- 13 five times, last vs. Houston, March 2, 2001

Base on Balls

- 10 vs. Long Island, March 2, 2002
- 8 vs. Mississippi State, March 19, 2002
- 8 vs. Texas Tech, Feb. 15, 2002
- 8 vs. Tennessee, April 30, 2000
- 7 six times, last vs. Georgia, May 10, 2002

Hit-by-Pitches

- 4 vs. Alabama, April 8, 2001
- 4 vs. Eastern Illinois, March 22, 1998
- 3 vs. Auburn, May 2, 2002
- 3 vs. Mississippi State, April 11, 2001
- 3 vs. Ole Miss, March 29, 1998

Stolen Bases

- 9 vs. Bucknell, March 21, 1998
- 8 vs. Virginia, March 9, 1998
- 8 vs. Northeast Louisiana, Feb. 24, 1998
- 7 vs. Boston College, March 3, 2000
- 7 vs. College of Charleston, March 21, 1998
- 7 vs. Santa Clara, Feb. 19, 1998

Sacrifice Flies

- 2 11 times, last vs. Texas A&M-Corpus Christi, May 4, 2002

Sacrifice Hits

- 4 vs. Georgia, April 16, 1999
- 4 vs. Southwestern Louisiana, March 16, 1999
- 4 vs. Mississippi State, April 3, 1998
- 4 vs. Mobile, March 27, 1997
- 4 vs. Bradley, March 9, 1997

Strikeouts

- 21 vs. Southern Miss, May 20, 2000
- 15 vs. California, Feb. 24, 2001
- 13 vs. Southern Miss, May 22, 1999
- 13 vs. Massachusetts, March 14, 1998
- 12 six times, last vs. Stanford, Feb. 23, 2001

Pitching Records

Innings Pitched

- 13.0 vs. Oklahoma, May 26, 2001
- 13.0 vs. Southern Miss, May 20, 2000
- 11.0 vs. Mississippi State, March 19, 2002
- 11.0 vs. Texas-San Antonio, March 12, 2000
- 10.1 vs. Alabama, April 6, 2002

Strikeouts

- 19 vs. Oklahoma, May 26, 2001
- 17 vs. Northwestern State, May 16, 2002
- 17 vs. Alabama, April 6, 2002
- 17 vs. Florida, March 9, 2002
- 17 vs. Texas-San Antonio, March 12, 2000

Runs Allowed

- 11 vs. Southwestern Louisiana, April 29, 1997
- 10 vs. Arizona, Feb. 10, 2001
- 9 vs. Arizona, March 5, 1999
- 9 vs. Washington, May 16, 1998
- 8 five times, last vs. Mississippi State, March 19, 2002

Earned Runs Allowed

- 8 vs. Arizona, Feb. 10, 2001
- 8 vs. Arizona, March 5, 1999
- 8 vs. Washington, May 16, 1998
- 8 vs. Alabama, May 10, 1998
- 8 vs. Arizona, March 1, 1997

Hits Allowed

- 14 vs. UCLA, Feb. 17, 2002
- 13 vs. Arizona State, May 19, 2002
- 13 vs. Arizona, Feb. 10, 2001
- 13 vs. Southeastern Louisiana, March 21, 2000
- 13 vs. Long Beach State, May 16, 1998
- 13 vs. Alabama, May 3, 1997
- 13 vs. Tennessee, April 25, 1997

Walks Allowed

- 8 vs. Southern Miss, May 20, 2000
- 8 vs. Alabama, May 7, 1999
- 7 vs. South Carolina, April 14, 2000
- 7 vs. Auburn, March 17, 2000
- 7 vs. Florida, May 1, 1997

Doubles Allowed

- 5 vs. Ole Miss, March 29, 1997
- 4 vs. Arizona, Feb. 10, 2001
- 4 vs. Auburn, March 19, 1999
- 4 vs. Alabama, May 9, 1998
- 4 vs. Arizona, March 1, 1997

Team Single-Game Records/Streaks

Triples Allowed

- 2 vs. Alabama, May 9, 1998
- 2 vs. Alabama, March 9, 1997
- 1 27 times, last vs. Texas A&M-Corpus Christi, May 4, 2002

Home Runs Allowed

- 5 vs. Arizona, Feb. 10, 2001
- 3 vs. Tennessee, March 16, 2002
- 3 vs. Hawaii, March 4, 2000
- 2 eight times, last vs. Illinois-Chicago, Feb. 23, 2002

Fielding Records

Putouts

- 39 vs. Oklahoma, May 26, 2001
- 39 vs. Southern Miss, May 20, 2000

- 33 vs. Mississippi State, March 19, 2002
- 33 vs. Texas-San Antonio, March 12, 2000
- 31 vs. Alabama, April 6, 2002

Assists

- 19 vs. Stetson, March 22, 1997
- 18 vs. Iowa, May 26, 2001
- 17 vs. Tennessee, April 20, 2000
- 17 vs. Missouri, Feb. 27, 1999
- 17 vs. South Carolina, April 11, 1998
- 17 vs. Arkansas, April 19, 1997
- 17 vs. Auburn, March 15, 1997

Errors

- 5 vs. McNeese State, March 24, 1999
- 4 nine times, last vs. DePaul, Feb. 8, 2002

MISCELLANEOUS STREAKS

Overall Streaks

Longest Winning Streak

19 games (March 18, 2000 - April 11, 2000)

Longest Home Winning Streak

27 games (May 4, 1997 - April 19, 1998)

Longest Losing Streak

3 games (March 1, 1997)

Longest Home Losing Streak

3 games (April 13, 1997 - May 3, 1997)

Most Consecutive Shutouts

5 (Feb. 12, 2000 - Feb. 13, 2000)

Most Consecutive Home Shutouts

6 (March 2, 2001 - March 17, 2001; Feb. 12, 2000 - Feb. 25, 2000; March 11, 1998 - March 25, 1998)

Consecutive Games Without Being Shutout

63 (Feb. 13, 1999 - May 20, 1999)

Consecutive Home Games Without Being Shutout

60 (Feb. 19, 2001 - present)

SEC Streaks

Longest Winning Streak

15 games (April 4, 1002 - May 5, 2001)

Longest Home Winning Streak

16 games (March 18, 2000 - April 3, 2001; April 2, 1999-March 17, 2000)

Longest Losing Streak

2 games (May 6, 2000; April 24 - April 30, 1999; May 1, 1998; April 13, 1997)

Longest Home Losing Streak

3 games (April 13, 1997 - May 3, 1997)

Most Consecutive Shutouts

4 (April 27, 2002 - May 1, 2002; March 20, 2002 - March 24, 2002; April 22, 2000 - April 30, 2000)

Most Consecutive Home Shutouts

4 (March 20, 2002 - March 24, 2002; April 22, 2000-April 30, 2000; April 16, 1999 - May 7, 1999)

Consecutive Games Without Being Shutout

67 (April 21, 1998 - May 5, 2000)

Consecutive Home Games Without Being Shutout

65 (April 21, 1998 - present)

Consecutive SEC Championships

4 (1999-2000-2001-2002)

Consecutive SEC Tournament Championships

2 (2001-2002)

Consecutive SEC Western Division Championships

6 (1997-1998-1999-2000-2001-2002)

Program Highlights

Most Wins in a Season

59 (2001, 2000)

Most SEC Wins in a Season

27 (1999)

Fewest Losses in a Season

10 (1999)

Fewest SEC Losses in a Season

3 (1999)

Best Winning Percentage in a Season

.848 (1999)

Best SEC Winning Percentage in a Season

.900 (1999)

Best Start to a Season

9-0 (2000)

Best Start to the SEC Season

12-0 (1997)

Most Shutouts in a Season

35 (2002)

Most SEC Shutouts in a Season

17 (2002)

Consecutive Weeks Ranked in the Top 25

48 (Feb. 28, 1998 - present)

Consecutive Weeks Ranked in the Top 10

39 (Preseason 2000 - present)

Team Season Records

Batting Records

Most Games Played

72	2000
72	1998
70	2001

Fewest Games Played

58	1997
66	1999
67	2002

Highest Batting Average

.334	1998
.310	2000
.300	1999

Lowest Batting Average

.279	2002
.289	1997
.293	2001

Highest Slugging Percentage

.486	1998
.431	2000
.425	2001, 1999

Lowest Slugging Percentage

.401	2002
.418	1997
.425	2001, 1999

Highest On-Base Percentage

.374	1998
.367	2001
.367	2000

Lowest On-Base Percentage

.330	1997
.347	1999
.358	2002

Most At-Bats

1951	2000
1837	1998
1799	2001

Fewest At-Bats

1504	1997
1709	1999
1752	2002

Most Runs Scored

377	1998
365	2000
351	2001

Fewest Runs Scored

257	1997
292	2002
307	1999

Most Hits

613	1998
605	2000
528	2001

Fewest Hits

435	1997
488	2002
512	1999

Most Doubles

133	1998
89	1999
83	2002

Fewest Doubles

62	1997
77	2001
81	2000

Most Triples

33	1998
24	2002
22	2000
22	1999

Fewest Triples

18	2001
21	1997
22	2000
22	1999

Most Home Runs

41	2001
37	2000
30	1997

Fewest Home Runs

27	1999
27	1998
28	2002

Most Runs Batted In

320	2000
319	1998
304	2001

Fewest Runs Batted In

214	1997
242	2002
255	1999

Most Total Bases

893	1998
841	2000
764	2001

Fewest Total Bases

629	1997
703	2002
726	1999

Most Walks

200	2002
168	2001
155	2000

Fewest Walks

74	1997
107	1999
109	1998



Tessa Lynam

Most Hit-by-Pitches

47	2001
31	2000
24	2002
24	1999
24	1998

Fewest Hit-by-Pitches

23	1997
24	2002
24	1999
24	1998

Most Sacrifice Flies

27	1998
19	2000
14	2002
14	1997

Fewest Sacrifice Flies

9	2001
12	1999
14	2002
14	1997

Most Sacrifice Hits

64	1997
61	1999
56	2000

Fewest Sacrifice Hits

34	2002
50	2001
55	1998

Most Stolen Bases

142	2000
129	1998
104	2001

Fewest Stolen Bases

63	1997
68	2002
102	1999

Most Strikeouts

280	2001
276	2000
231	2002

Fewest Strikeouts

179	1997
185	1998
224	1999

Pitching Records

Most Complete Games

51	2002
47	2001
45	1997

Fewest Complete Games

33	2000
35	1999
43	1998

Most Saves

6	1999
5	2000
3	2001

Fewest Saves

2	2002
2	1997
1	1998

Lowest Earned Run Average

0.85	2001
0.87	2002
1.11	2000

Highest Earned Run Average

1.43	1998
1.34	1997
1.20	1999

Lowest Opponent's Batting Average

.140	2001
.159	2002
.159	2000

Team Season Records



Sara Fitzgerald

Highest Opponent's Batting Average

.225	1998
.208	1997
.186	1999

Most Shutouts

35	2002
34	2001
29	2000

Fewest Shutouts

16	1997
24	1999
25	1998

Most Strikeouts

696	2002
602	2001
458	2000

Fewest Strikeouts

177	1997
244	1998
407	1999

Most Strikeouts/Seven Innings

10.5	2002
9.0	2001
6.5	2000

Fewest Strikeouts/Seven Innings

3.1	1997
3.7	1998
6.4	1999

Most Runs Allowed

133	1998
120	1997
116	2000

Fewest Runs Allowed

79	2002
84	2001
106	1999

Most Earned Runs Allowed

95	1998
79	2000
77	1999

Fewest Earned Runs Allowed

57	2001
58	2002
76	1997

Most Hits Allowed

383	1998
305	1997
295	1999

Fewest Hits Allowed

225	2001
259	2002
272	2000

Most Walks Allowed

142	2000
115	2001
103	1999

Fewest Walks Allowed

54	1997
70	2002
76	1998

Fewest Walks Per Seven Innings

0.95	1997
1.05	2002
1.14	1998

Most Walks Per Seven Innings

2.00	2000
1.72	2001
1.61	1999

Most Doubles Allowed

59	1997
58	1998
46	1999

Fewest Doubles Allowed

29	2001
33	2002
39	2000

Most Triples Allowed

11	1998
7	1997
5	2002
5	1999

Fewest Triples Allowed

0	2001
4	2000
5	2002
5	1999

Most Home Runs Allowed

19	2001
18	2000
14	2002

Fewest Home Runs Allowed

4	1997
7	1999
12	1998

Most No-Hitters

6	2002
6	2001
3	1998

Fielding Records

Highest Fielding Percentage

.971	2002
.969	1999
.967	2000

Lowest Fielding Percentage

.962	1997
.965	1998
.966	2001

Most Chances

2136	2000
2087	1998
1955	1999

Fewest Chances

1802	2002
1847	1997
1950	2001

Most Putouts

1492	2000
1407	2001
1398	2002

Fewest Putouts

1193	1997
1344	1999
1394	1998

Most Assists

619	1998
583	1997
573	2000

Fewest Assists

351	2002
477	2001
551	1999

Most Errors

74	1998
71	1997
71	2000

Fewest Errors

53	2002
60	1999
66	2001

Most Double Plays

31	1998
27	2000
19	1999

Fewest Double Plays

8	2002
12	2001
18	1997

Yearly Leaders

Batting Records

Batting Average

1997	Tyra Perry	.345
1998	Tara Asbill	.395
1999	Dee Douglas	.382
2000	Ashlee Ducote	.431
2001	Stephanie Hastings	.372
2002	Trena Peel	.361

Slugging Percentage

1997	Tyra Perry	.612
1998	Tara Asbill	.614
1999	Ashlee Ducote	.601
2000	Ashlee Ducote	.716
2001	Trena Peel	.571
2002	Trena Peel	.575

On-Base Percentage

1997	Tyra Perry	.416
1998	Jennifer Schuelke	.421
1999	Ashlee Ducote	.436
2000	Ashlee Ducote	.526
2001	Stephanie Hastings	.430
2002	Trena Peel	.439

At-Bats

1997	Nicole Wilkinson	185
1998	Tara Asbill	215
1999	Trena Peel	208
2000	Tara Asbill	227
	Stephanie Hastings	227
2001	Stephanie Hastings	218
2002	Trena Peel	219

Runs Scored

1997	Tyra Perry	40
1998	Tara Asbill	53
1999	Dee Douglas	65
2000	Ashlee Ducote	59
2001	Stephanie Hastings	61
2002	Trena Peel	55

Hits

1997	Jodi Otten	58
1998	Tara Asbill	85
1999	Dee Douglas	76
2000	Ashlee Ducote	91
2001	Stephanie Hastings	81
2002	Trena Peel	79

Doubles

1997	Tara Asbill	10
1998	Tara Asbill	19
1999	Ashlee Ducote	20
2000	Ashlee Ducote	14
2001	Stephanie Hastings	16
2002	Christy Connor	18

Triples

1997	Jodi Otten	7
	Ashlee Ducote	7
1998	Jodi Otten	9
1999	Dee Douglas	7
2000	Ashlee Ducote	8
2001	Trena Peel	5
2002	Trena Peel	14

Home Runs

1997	Tyra Perry	11
1998	Tyra Perry	5
1999	Tara Asbill	10
2000	Tara Asbill	12
2001	Julie Wiese	12
2002	Tessa Lynam	9

Runs Batted In

1997	Ashlee Ducote	40
1998	Tara Asbill	51
1999	Tara Asbill	50
2000	Ashlee Ducote	63
2001	Stephanie Hastings	48
2002	Christy Connor	42

Total Bases

1997	Tyra Perry	101
1998	Tara Asbill	132
1999	Trena Peel	113
2000	Ashlee Ducote	151
2001	Stephanie Hastings	121
2002	Trena Peel	126

Base on Balls

1997	Tyra Perry	20
1998	Tyra Perry	16
1999	Shaunte'Fremin	18
2000	Ashlee Ducote	38
2001	Dee Douglas	25
2002	Julie Wiese	37

Hit-by-Pitches

1997	Jodi Otten	6
	Shaunte'Fremin	6
1998	Stacey Newton	5
1999	Trena Peel	9
2000	Shaunte'Fremin	8
2001	Erin Johnson	9
2002	Trena Peel	8

Stolen Bases

1997	Tara Asbill	18
1998	Dee Douglas	35
1999	Dee Douglas	45
2000	Dee Douglas	41
2001	Dee Douglas	34
2002	Trena Peel	20

Sacrifice Flies

1997	Stacey Newton	3
	Tyra Perry	3
1998	Tara Asbill	6
1999	Tara Asbill	3
	Ashlee Ducote	3
2000	Tara Asbill	4
	Shaunte'Fremin	4
2001	Christy Connor	3
2002	Christy Connor	3

Sacrifice Hits

1997	Tara Asbill	11
	Stacey Newton	11
	Jodi Otten	11
1998	Stephanie Hastings	15
1999	Stephanie Hastings	12
2000	Stephanie Hastings	18
2001	Aleshia Perry	16
2002	April Janzen	11

Pitching Records

Appearances

1997	Sarah KnifeChief	27
1998	Brandi Landry	34
1999	Britni Sneed	38
2000	Britni Sneed	42
2001	Britni Sneed	49
2002	Britni Sneed	46

Games Started

1997	Sarah KnifeChief	26
1998	Brandi Landry	29
1999	Britni Sneed	28
2000	Britni Sneed	33
2001	Britni Sneed	41
2002	Britni Sneed	41

Complete Games

1997	Sarah KnifeChief	20
1998	Brandi Landry	22
1999	Britni Sneed	18
2000	Britni Sneed	22
2001	Britni Sneed	31
2002	Britni Sneed	35

Innings Pitched

1997	Sarah KnifeChief	165.1
1998	Brandi Landry	181.1
1999	Britni Sneed	180.1

2000	Britni Sneed	239.1
2001	Britni Sneed	275.2
2002	Britni Sneed	281.0

Wins

1997	Sarah KnifeChief	21
1998	Brandi Landry	22
1999	Ashley Lewis	25
2000	Britni Sneed	27
2001	Britni Sneed	36
2002	Britni Sneed	34

Saves

1997	Julie Stashko	1
	Brandi Landry	1
1998	Brandi Landry	1
1999	Britni Sneed	4
2000	Britni Sneed	4
2001	Britni Sneed	3
2002	Britni Sneed	1
	Kristin Schmidt	1

Earned Run Average

1997	Sarah KnifeChief	1.02
1998	Brandi Landry	1.31
1999	Ashley Lewis	0.99
2000	Ashley Lewis	0.84
2001	Britni Sneed	0.66
2002	Britni Sneed	0.75

Opponent's Batting Average

1997	Sarah KnifeChief	.195
1998	Sarah KnifeChief	.212
1999	Ashley Lewis	.168
2000	Ashley Lewis	.143
2001	Britni Sneed	.119
2002	Britni Sneed	.143

Shutouts

1997	Sarah KnifeChief	6
1998	Brandi Landry	10
1999	Britni Sneed	8
2000	Britni Sneed	8
2001	Britni Sneed	16
	Ashley Lewis	16
2002	Britni Sneed	23

Strikeouts

1997	Sarah KnifeChief	81
1998	Sarah KnifeChief	88
1999	Britni Sneed	204
2000	Britni Sneed	278
2001	Britni Sneed	410
2002	Britni Sneed	478

Fielding Records

Putouts

1997	Shaunte'Fremin	514
1998	Shaunte'Fremin	302
1999	Shaunte'Fremin	367
2000	Shaunte'Fremin	433
2001	Jennifer Schuelke	443
2002	Jennie Reeves	599

Assists

1997	Tara Asbill	152
1998	Tara Asbill	156
1999	Tara Asbill	137
2000	Ashlee Ducote	128
2001	Stephanie Hastings	107
	Julie Wiese	107
2002	Julie Wiese	88

Errors

1997	Tara Asbill	17
1998	Tara Asbill	19
1999	Tara Asbill	16
2000	Tara Asbill	15
	Ashlee Ducote	15
2001	Stephanie Hastings	11
2002	Julie Wiese	13



History

LSU'S ALL-AMERICANS



Tara Asbill
2000



Ashlee Ducote
1999,2000



Stephanie Hastings
2000



Jodi Otten
1998



Trena Peel
2002



Britni Sneed
2000,2001,2002

Louisville Slugger/NFCA

First-Team All-Americans

2002	Britni Sneed	Pitcher
2001	Britni Sneed	Pitcher
2000	Ashlee Ducote	Third Base
	Stephanie Hastings	Second Base
1999	Ashlee Ducote	Third Base

Louisville Slugger/NFCA

Second-Team All-Americans

2002	Trena Peel	Outfield
2000	Britni Sneed	Pitcher

Louisville Slugger/NFCA

Third-Team All-Americans

2000	Tara Asbill	Short Stop
1998	Jodi Otten	Second Base

Strength & Conditioning All-Americans

2000	Stacey Newton
1999	Stacey Newton
1998	Stacey Newton

WCWS All-Tournament Team

2001	Britni Sneed
	Julie Wiese

NCAA Regional MVP

2001	Britni Sneed
------	--------------

NCAA Regional All-Tournament Team

2002	Tessa Lynam
	Aleshia Pery
	Britni Sneed
2001	Christy Connor
	Dee Douglas
	Stephanie Hastings
	Trena Peel
	Britni Sneed
2000	Dee Douglas
	Shaunte' Fremin
	Stephanie Hastings
	Ashley Lewis
	Stacey Newton
	Britni Sneed
1999	Dee Douglas
	Ashlee Ducote
	Shaunte' Fremin



Britni Sneed accepts her All-America award at the 2001 Women's College World Series banquet.

1998	Tara Asbill
	Stephanie Hastings
	Brandi Landry
	Jodi Otten

NFCA First-Team All-South Region

2002	Trena Peel	Outfield
	Britni Sneed	Pitcher
2001	Britni Sneed	Pitcher
2000	Ashlee Ducote	Third Base
	Stephanie Hastings	Second Base
	Britni Sneed	Pitcher
1999	Ashlee Ducote	Third Base
	Ashley Lewis	Pitcher
1998	Stephanie Hastings	Utility
	Brandi Landry	Pitcher

NFCA Second-Team All-South Region

2002	April Janzen	Infield
	Kristin Schmidt	Pitcher
2001	Stephanie Hastings	Shortstop
	Trena Peel	Outfield
2000	Tara Asbill	Shortstop
	Ashley Lewis	Pitcher
1999	Dee Douglas	Outfield
1998	Tara Asbill	Shortstop
	Dee Douglas	Outfield
	Sarah KnifeChief	Pitcher

1997	Ashlee Ducote	Third Base
	Tyra Perry	Outfield

SEC Athlete of the Year

2002	Trena Peel
------	------------

SEC Pitcher of the Year

2002	Britni Sneed
------	--------------

SEC Player of the Year

2001	Britni Sneed
2000	Ashlee Ducote

First-Team All-SEC

2002	Britni Sneed	Pitcher
	Christy Connor	Infield
	Trena Peel	Outfield
2001	Britni Sneed	Pitcher
	Stephanie Hastings	Infield
2000	Britni Sneed	Pitcher
	Ashlee Ducote	Infield
	Stephanie Hastings	Infield
	Tara Asbill	Infield
1999	Ashley Lewis	Pitcher
	Britni Sneed	Pitcher
	Tara Asbill	Infield
	Ashlee Ducote	Infield
	Trena Peel	Outfield

Honors/Awards

	Dee Douglas	Outfield
1998	Tara Asbill	Infield
	Stephanie Hastings	Utility
	Sarah KnifeChief	Pitcher
	Stacey Newton	Outfield
	Jodi Otten	Infield
1997	Tara Asbill	Infield

Second-Team All-SEC

2002	Kristin Schmidt	Pitcher
	April Janzen	Infield
	Erin Johnson	Outfield
2001	Christy Connor	Infield
	Trena Peel	Outfield
	Dee Douglas	Outfield
2000	Ashley Lewis	Pitcher
	Shaunte' Fremin	Infield
	Stacey Newton	Outfield
1998	Brandi Landry	Pitcher
	Tyra Perry	D. Player
1997	Ashlee Ducote	Infield
	Sarah KnifeChief	Pitcher
	Stacey Newton	Outfield

SEC Tournament MVP

2002	Britni Sneed
2001	Britni Sneed
1999	Ashley Lewis

SEC All-Tournament Team

2002	Christy Connor	First Base
	Trena Peel	Outfield
2001	Christy Connor	First Base
	Stephanie Hastings	Shortstop
	Dee Douglas	Outfield
2000	Britni Sneed	Pitcher
	Stephanie Hastings	Second Base
	Dee Douglas	Outfield
	Ashley Lewis	D. Player
1999	Ashley Lewis	Pitcher
	Shaunte' Fremin	First Base
	Tara Asbill	Shortstop
	Dee Douglas	Outfield
1998	Dee Douglas	Outfield
	Jodi Otten	Second Base
1997	Tyra Perry	Outfield

SEC Player of the Week

2002	Trena Peel	March 25
2001	Megann Steege	March 19
2000	Ashley Lewis	Feb. 28
	Stephanie Hastings	March 20
	Ashlee Ducote	March 27
	Shaunte' Fremin	April 10
1999	Trena Peel	Feb. 16
	Ashlee Ducote	March 23
1998	Sarah KnifeChief	March 31
	Tyra Perry	April 14
1997	Sarah KnifeChief	April 1

SEC Pitcher of the Week

2002	Britni Sneed	March 11
	Britni Sneed	March 18
	Britni Sneed	April 1
	Britni Sneed	April 29
2001	Britni Sneed	Feb. 12



Trena Peel was a Louisville Slugger/NFCA Second-Team All-American in 2002.

	Britni Sneed	March 12
	Britni Sneed	April 9
2000	Ashley Lewis	March 13
	Britni Sneed	April 3
	Britni Sneed	April 17
	Britni Sneed	May 1

Louisiana Player of the Year

2002	Britni Sneed
2001	Britni Sneed
2000	Ashlee Ducote
1998	Jodi Otten

Louisiana Newcomer of the Year

2001	Christy Connor
1999	Ashley Lewis
1997	Jodi Otten

First-Team All-Louisiana

2002	Leigh Ann Danos	Utility
	Tessa Lynam	D. Player
	Trena Peel	Outfield
	Britni Sneed	Pitcher
2001	Dee Douglas	Outfield
	Trena Peel	Outfield
	Britni Sneed	Pitcher
2000	Tara Asbill	Shortstop
	Dee Douglas	Outfield
	Ashlee Ducote	Third Base
	Stephanie Hastings	Second Base
	Britni Sneed	Pitcher
1999	Tara Asbill	Shortstop
	Dee Douglas	Outfield
	Ashlee Ducote	Third Base
	Ashley Lewis	Pitcher
	Britni Sneed	Pitcher
1998	Tara Asbill	Shortstop
	Sarah KnifeChief	Pitcher
	Brandi Landry	Pitcher
	Stacey Newton	Outfield
	Jodi Otten	Second Base

	Tyra Perry	Outfield
1997	Ashlee Ducote	Third Base
	Jodi Otten	Second Base
	Tyra Perry	Outfield

Second-Team All-Louisiana

2002	April Janzen	Second Base
	Kristin Schmidt	Pitcher
2001	Stephanie Hastings	Shortstop
	April Janzen	Second Base
	Ashley Lewis	Pitcher
	Jennifer Schuelke	Catcher
2000	Ashley Lewis	Pitcher
1999	April Janzen	Infield
	Trena Peel	Outfield
1998	Dee Douglas	Outfield
	Ashlee Ducote	Third Base
	Stephanie Hastings	Second Base
	Trisha Ward	Outfield
1997	Sarah KnifeChief	Pitcher

GTE Academic All-American

2000	Tara Asbill	Third Team
------	-------------	------------

GTE Academic All-District

2000	Tara Asbill
1999	Tara Asbill

SEC Academic Honor Roll

2002	Jill Crawford
	April Janzen
	Britni Sneed
	Julie Wiese
	Auburne Ziober
2001	Stephanie Hastings
	April Janzen
	Britni Sneed
	Julie Wiese
	Auburne Ziober
2000	Tara Asbill
	Stephanie Hastings
	Stacey Newton
	Taryn Perry
	Jennifer Schuelke
	Britni Sneed
	Julie Stashko
	Auburne Ziober
1999	Tara Asbill
	April Janzen
	Sophia Mount
	Stacey Newton
	Taryn Perry
	Auburne Ziober
1998	Tara Asbill
	Sarah KnifeChief
	Brandi Landry
	Stacey Newton
	Tyra Perry
1997	Dawn Baker
	Brandi Landry
	Tyra Perry
	Cathy Whitlock

Letterwinners

A

Adler, Amanda	1997
Asbill, Tara	1997-1998-1999-2000

B

Barron, Leslie	2002
Braggins, Jessica	2002

C

Connor, Christy	2001-2002
Crawford, Jill	2001
Cubic, Dana	1997

D

Danos, Leigh Ann	2002
Deslattes, Janell	1999-2000
Douglas, Dee	1998-1999-2000-2001
Ducote, Ashlee	1997-1998-1999-2000

F

Fitzgerald, Sara	2001-2002
Fremin, Shaunte'	1997-1998-1999-2000

H

Hastings, Stephanie	1998-1999-2000-2001
Howard, Lindsey	2002

J

Janzen, April	1998-1999-2001-2002
Johnson, Erin	2001-2002

K

KnifeChief, Sarah	1997-1998
-------------------	-----------

L

Landry, Brandi	1997-1998
Levesque, Kelly	2001
Lewis, Ashley	1999-2000-2001
Lynam, Tessa	2002

M

Mashburn, Kelly	1997-1998
Meadors, Sarah	2001-2002
Mount, Sophia	1998-1999

N

Newton, Stacey	1997-1998-1999-2000
----------------	---------------------



Leigh Ann Danos

O

Otten, Jodi	1997-1998
-------------	-----------

P

Peel, Trena	1999-2000-2001-2002
Perry, Aleshia	2001-2002
Perry, Taryn	1998-1999-2000
Perry, Tyra	1997-1998
Pineda, Cindy	1997

R

Reeves, Jennie	2000-2001-2002
-----------------------	-----------------------

S

Schmidt, Kristin	2002
Schuelke, Jennifer	1998-1999-2000-2001
Smith, Blair	2002
Sneed, Britni	1999-2000-2001-2002
Stashko, Julie	1997-1998-1999-2000
Steege, Megann	2000-2001-2002

T

Traina, Kim	1998
-------------	------

W

Ward, Trisha	1998
Wiese, Julie	2001-2002
Wilkinson, Nicole	1997

Z

Ziober, Auburne	1998-1999-2000-2001
-----------------	---------------------

Current Players Listed in Bold

Year-by-Year Results

1979 (16-7)

Coach: Carol Smith

LSU-Alexandria	W	11-0
LSU-Alexandria	W	10-5
Stephen F. Austin	W	3-2
Stephen F. Austin	W	5-4
New Orleans	W	10-3
New Orleans	W	12-5
McNeese State	W	18-16
McNeese State	W	11-8
Northwestern State	W	7-1
Northwestern State	L	3-4
LSU-Alexandria	W	13-3
LSU-Alexandria	W	5-0
New Orleans	L	3-5
McNeese State	W	5-1
Texas A&M	L	1-7
Texas A&M	L	2-15
New Orleans	W	6-2
McNeese State	L	3-4
Northwestern State	L	2-3
Cameron	W	4-1
Texas-Arlington	W	6-5
McNeese State	W	7-2
Texas A&M	L	2-4

1980 (15-9)

Coach: Carol Smith

McNeese State	W	4-1
McNeese State	W	2-1
Stephen F. Austin	L	7-8
Stephen F. Austin	W	1-0
Michigan	L	3-5
Oklahoma State	L	1-5
Wichita State	W	9-1
Northwest Missouri State	W	8-2
Illinois State	L	0-3
Oklahoma State	L	2-8
Northwestern State	W	10-0
Northwestern State	W	7-6
McNeese State	W	4-3
McNeese State	W	3-2
McNeese State	W	4-2
Northeast Louisiana	W	7-1
McNeese State	W	15-0
McNeese State	W	6-3
Stephen F. Austin	L	5-9
Baylor	W	4-3
Texas A&M	L	0-2
McNeese State	W	2-1
Oklahoma	L	0-7
Stephen F. Austin	L	0-7

1981 (14-12)

Coach: Carol Smith

Nicholls State	W	5-3
Nicholls State	W	4-2
Stephen F. Austin	W	2-0
Stephen F. Austin	W	4-3
Northern Illinois	W	2-1
Northern Illinois	L	4-5
McNeese State	W	2-0
McNeese State	L	4-8
California	L	0-1
Texas-Arlington	L	0-4
Ohio State	L	1-2
Nicholls State	W	3-1
Nicholls State	W	2-1
McNeese State	L	2-3
McNeese State	W	8-7

Texas Wesleyan	W	1-0
Texas Wesleyan	L	8-10
Texas A&M	L	0-4
Texas A&M	L	2-9
Sam Houston State	W	3-0
North Texas State	W	16-2
McNeese State	L	1-4
Baylor	W	1-0
Texas Wesleyan	L	2-12
New Orleans	W	7-3
New Orleans	L	1-3

1997 (44-14, 18-6 SEC)

Coach: Cathy Compton

SEC Western Division Champion

Feb. 21	Stephen F. Austin	W	2-0
Feb. 21	Stephen F. Austin	W	8-0

LSU Mini-Tournament - Baton Rouge, La.

Feb. 22	Grambling State	W	19-0
Feb. 22	Samford	W	7-3
Feb. 22	Stephen F. Austin	W	6-0
Feb. 23	Grambling State	W	9-1
Feb. 23	Stephen F. Austin	W	3-2

Arizona Hillenbrand Invitational - Tucson, Ariz.

March 1	vs. Colorado State	L	2-3 (8)
March 1	vs. Florida	L	1-3
March 1	at #1 Arizona	L	4-8
March 2	vs. Kansas	W	9-1
March 2	vs. Kent State	W	4-2

Georgia State Tournament - Atlanta, Ga.

March 8	at Georgia State	W	5-0
March 8	vs. Mercer	W	4-0
March 8	vs. Troy State	W	6-1
March 9	vs. Alabama	L	1-4
March 9	vs. Bradley	W	7-1
March 12	McNeese State	W	8-1
March 12	McNeese State	W	2-0
March 15	at Auburn	W	5-0
March 15	at Auburn	W	4-1
March 16	at Auburn	W	5-4
March 16	at Auburn	W	8-2
March 18	Northwestern State	W	9-4
March 18	Northwestern State	W	5-1
March 22	at Stetson	L	1-2 (10)
March 22	at Stetson	W	2-1
March 27	Mobile	W	3-0
March 27	Mobile	W	5-4
March 29	Ole Miss	W	6-2
March 29	Ole Miss	W	4-1
March 30	Ole Miss	W	4-1
March 30	Ole Miss	W	13-2
April 2	West Florida	W	4-3
April 2	West Florida	W	3-0
April 4	Mississippi State	W	2-0
April 4	Mississippi State	W	9-1
April 8	Centenary	W	4-0
April 8	Centenary	W	7-0
April 11	Georgia	W	4-1 (8)
April 11	Georgia	W	3-1
April 13	#4 South Carolina	L	0-3
April 13	#4 South Carolina	L	0-8
April 18	at Arkansas	W	3-0
April 18	at Arkansas	W	2-1
April 19	at Arkansas	L	1-2 (8)
April 19	at Arkansas	W	7-1
April 25	at Tennessee	L	2-6
April 25	at Tennessee	W	3-2
April 29	at #22 Southwestern Louisiana	W	1-0
April 29	at #22 Southwestern Louisiana	L	2-11
May 3	Alabama	L	0-7
May 3	Alabama	W	5-4

Year-by-Year Results

May 4	Alabama	L	1-4 (8)
May 4	Alabama	W	4-0
SEC Tournament - Columbus, Ga.			
May 9	vs. Auburn	L	2-4
May 10	vs. Alabama	W	4-2
May 10	vs. Florida	L	3-4

1998 (58-14, 23-6 SEC)

Coach: Cathy Compton (56-12)

Coach: Glenn Moore (2-2)

NCAA Region 4 Runner-up

SEC Western Division Champion

LSU Tiger Classic - Baton Rouge, La.

Feb. 14	Southern	W	4-0
Feb. 14	McNeese State	W	7-4
Feb. 14	Nicholls State	L	0-3

Cartier Classic - San Diego, Calif.

Feb. 19	vs. Santa Clara	W	7-0
Feb. 19	at San Diego State	W	4-1
Feb. 21	vs. #17 UCLA	W	3-1
Feb. 21	vs. #4 Michigan	L	2-3
Feb. 21	vs. Stanford	W	4-1
Feb. 24	Northeast Louisiana	W	10-0
Feb. 24	Northeast Louisiana	W	8-0
Feb. 26	Centenary	W	9-0
Feb. 26	Centenary	W	4-3
March 4	Louisiana Tech	W	3-1
March 4	Louisiana Tech	W	3-2
March 6	Auburn	W	5-2
March 8	Auburn	W	6-3
March 8	Auburn	W	4-3 (8)
March 9	Virginia	W	8-2
March 9	Virginia	W	5-4
March 11	Butler	W	9-1
March 11	Butler	W	10-0

Florida State Tournament - Tallahassee, Fla.

March 13	vs. Eastern Michigan	W	4-0
March 13	vs. Robert Morris	W	9-0
March 13	at #17 Florida State	L	2-4
March 14	vs. Penn State	W	9-3
March 14	vs. Northern Iowa	W	10-0
March 14	vs. Massachusetts	L	0-2

Winthrop Invitational - Rock Hill, S.C.

March 21	vs. College of Charleston	W	15-0
March 21	vs. Bucknell	W	10-3
March 22	at Winthrop	W	13-0
March 22	vs. Rhode Island	W	5-0
March 22	vs. Eastern Illinois	W	10-2
March 22	vs. Virginia	W	8-2
March 25	Northwestern State	W	3-0
March 25	Northwestern State	W	8-0
March 28	at Ole Miss	W	4-3 (8)
March 28	at Ole Miss	L	5-6
March 29	at Ole Miss	W	6-2
March 29	at Ole Miss	W	9-0
April 3	at Mississippi State	L	2-3
April 3	at Mississippi State	W	2-1
April 4	at Mississippi State	W	7-3
April 4	at Mississippi State	W	4-3
April 7	#24 Southwestern Louisiana	W	2-1
April 7	#24 Southwestern Louisiana	W	3-1
April 10	at Georgia	W	4-0
April 10	at Georgia	W	10-1
April 11	at South Carolina	W	7-1
April 11	at South Carolina	W	12-0
April 17	Arkansas	W	1-0
April 17	Arkansas	W	1-0
April 19	Arkansas	W	3-1
April 19	Arkansas	W	8-0
April 21	Florida	L	0-2

April 21	Florida	W	6-2
April 24	Tennessee	W	8-0
April 24	Tennessee	W	10-1
April 26	Kentucky	W	3-0
April 26	Kentucky	W	1-0
May 1	at Alabama	L	3-6
May 1	at Alabama	L	3-4
May 2	at Alabama	W	2-0
May 2	at Alabama	L	1-4

SEC Tournament - Columbus, Ga.

May 8	vs. Arkansas	W	2-1
May 9	vs. Alabama	L	3-5 (10)
May 9	vs. Tennessee	W	8-1
May 9	vs. Alabama	W	8-4
May 10	vs. Alabama	L	1-8

NCAA Regional - Seattle, Wash.

May 15	vs. #15 Long Beach State	W	2-0
May 16	at #4 Washington	L	0-9
May 16	vs. #15 Long Beach State	W	5-4
May 17	at #4 Washington	L	0-6

1999 (56-10, 27-3 SEC)

Coach: Glenn Moore

NCAA Region 5 Participant

SEC Tournament Champion

SEC Champion

SEC Western Division Champion

LSU Tiger Classic - Baton Rouge, La.

Feb. 13	McNeese State	W	7-0
Feb. 13	Mobile	W	3-2
Feb. 13	Northwestern State	W	8-0
Feb. 14	McNeese State	W	4-1
Feb. 14	Northwestern State	W	9-1
Feb. 23	Centenary	W	9-1
Feb. 23	Centenary	W	5-0

NFCA Leadoff Classic - Columbus, Ga.

Feb. 26	vs. Connecticut	W	7-2
Feb. 26	vs. #4 Washington	L	2-4
Feb. 27	vs. Missouri	W	1-0
Feb. 27	vs. #11 Oklahoma	L	2-5
Feb. 28	vs. South Carolina	L	1-2

Arizona Tournament - Tuscon, Ariz.

March 5	vs. Notre Dame	W	10-2
March 5	at #2 Arizona	L	1-9
March 6	vs. Texas Tech	W	2-0
March 6	vs. Kansas	W	5-4
March 7	vs. Texas Tech	W	4-3
March 7	at #2 Arizona	L	6-7 (9)
March 11	Bowling Green	W	2-1
March 11	Bowling Green	W	1-0
March 16	at #8 Southwestern Louisiana	W	1-0 (9)
March 16	at #8 Southwestern Louisiana	W	4-2
March 19	at Auburn	W	12-3
March 19	at Auburn	W	4-2
March 20	at Auburn	W	9-1
March 20	at Auburn	W	10-1
March 24	McNeese State	W	4-3
March 24	McNeese State	W	6-1
March 28	at Florida	W	3-2
March 28	at Florida	W	4-0
April 2	Ole Miss	L	1-2
April 2	Ole Miss	W	2-0
April 3	Ole Miss	W	9-1
April 3	Ole Miss	W	2-0
April 9	Mississippi State	W	1-0
April 9	Mississippi State	W	5-1
April 10	Mississippi State	W	5-2
April 10	Mississippi State	W	5-4
April 13	at Louisiana Tech	W	1-0
April 13	at Louisiana Tech	W	6-2

Year-by-Year Results

April 16	Georgia	W	3-1
April 16	Georgia	W	5-0
April 18	#11 South Carolina	W	6-0
April 18	#11 South Carolina	W	1-0
April 20	Northwestern State	W	3-0
April 20	Northwestern State	W	4-2
April 23	at Arkansas	W	3-1
April 23	at Arkansas	W	4-0
April 24	at Arkansas	W	9-0
April 24	at Arkansas	L	1-2
April 30	at Tennessee	L	2-3
April 30	at Tennessee	W	5-0
May 2	at Kentucky	W	8-1
May 2	at Kentucky	W	5-2
May 7	Alabama	W	6-0
May 7	Alabama	W	3-2 (10)
May 8	Alabama	W	6-5
May 8	Alabama	W	4-3
SEC Tournament - Columbus, Ga.			
May 13	vs. Georgia	W	8-0
May 14	vs. Arkansas	W	10-0
May 15	vs. Mississippi State	W	2-0 (10)
May 16	vs. Arkansas	W	4-3 (10)
NCAA Regional - Baton Rouge, La.			
May 20	Southern	W	12-0
May 21	#12 Oregon State	L	0-3
May 22	#9 Oklahoma	W	7-3
May 22	#8 Southern Miss	L	3-4

2000 (59-13, 26-4 SEC)

Coach: Glenn Moore

NCAA Region 7 Runner-up

SEC Champion

SEC Western Division Champion

LSU Tiger Classic - Baton Rouge, La.

Feb. 12	Nicholls State	W	3-0
Feb. 12	McNeese State	W	3-0
Feb. 12	Ohio State	W	11-0
Feb. 13	McNeese State	W	5-0
Feb. 13	Ohio State	W	4-0

Texas Tournament - Austin, Texas

Feb. 18	vs. #2 Washington	W	4-2
Feb. 18	at #19 Texas	W	6-2 (8)
Feb. 19	vs. South Florida	W	5-4
Feb. 19	vs. South Florida	W	5-0
Feb. 20	vs. #2 Washington	L	1-4

LSU Purple & Gold Challenge - Baton Rouge, La.

Feb. 25	Baylor	W	10-0
Feb. 25	#10 Southern Miss	L	1-4
Feb. 26	Alabama A&M	W	8-0
Feb. 26	Baylor	W	8-4
Feb. 27	#10 Southern Miss	W	4-3 (8)

NFCA Leadoff Classic - Columbus, Ga.

March 3	vs. Boston College	W	14-1
March 3	vs. #14 Michigan	L	0-3
March 4	vs. #19 Hawaii	W	8-3
March 4	vs. #4 Arizona State	W	6-4
March 5	vs. #1 Washington	L	0-3

Oklahoma Tournament - Norman, Okla.

March 10	vs. Wichita State	W	13-5
March 10	at #3 Oklahoma	W	3-0
March 11	vs. #12 Southern Miss	L	1-2
March 12	vs. Texas-San Antonio	W	3-2 (11)
March 12	vs. Colorado State	L	2-4
March 17	Auburn	W	6-5
March 17	Auburn	L	1-2
March 18	Auburn	W	9-1
March 18	Auburn	W	9-1
March 21	Southeastern Louisiana	W	8-7
March 24	#24 Florida	W	4-0

March 24	#24 Florida	W	6-3
March 29	at Northwestern State	W	5-0
March 29	at Northwestern State	W	8-0
March 31	at Ole Miss	W	5-3 (8)
March 31	at Ole Miss	W	3-0
April 1	at Ole Miss	W	7-1
April 1	at Ole Miss	W	1-0
April 5	#17 Louisiana-Lafayette	W	4-0
April 5	#17 Louisiana-Lafayette	W	1-0
April 7	at #19 Mississippi State	W	8-0
April 7	at #19 Mississippi State	W	8-4 (10)
April 8	at #19 Mississippi State	W	9-4
April 8	at #19 Mississippi State	W	7-1
April 11	Louisiana Tech	W	6-0
April 11	Louisiana Tech	W	8-1
April 14	at #19 South Carolina	L	2-6
April 14	at #19 South Carolina	W	6-0
April 15	at Georgia	W	4-2
April 15	at Georgia	W	7-0
April 20	Southwest Texas	W	13-0
April 21	Arkansas	W	3-1
April 21	Arkansas	W	7-0
April 22	Arkansas	W	3-1
April 22	Arkansas	W	9-0
April 28	Kentucky	W	2-0
April 28	Kentucky	W	7-0
April 30	Tennessee	W	4-0
April 30	Tennessee	W	9-2
May 5	at #11 Alabama	W	3-1
May 5	at #11 Alabama	W	8-2
May 6	at #11 Alabama	L	0-5
May 6	at #11 Alabama	L	2-3 (8)

SEC Tournament - Columbus, Ga.

May 11	vs. Auburn	W	8-0
May 12	vs. Arkansas	W	2-0
May 13	vs. Alabama	W	5-2
May 14	vs. South Carolina	L	0-1 (8)

NCAA Regional - Baton Rouge, La.

May 18	Northwestern State	W	7-1
May 19	Louisiana-Lafayette	L	1-4
May 20	Hofstra	W	2-1
May 20	Southern Miss	W	1-0 (13)
May 21	Southern Miss	L	0-1 (9)

2001 (59-11, 26-4 SEC)

Coach: Yvette Girouard

WCWS - 3rd place (tie)

NCAA Region 3 Champion

SEC Tournament Champion

SEC Champion

SEC Western Division Champion

Fiesta Bowl Classic - Tempe, Ariz.

Feb. 9	vs. #4 Washington	W	14-2
Feb. 9	vs. Wisconsin	W	15-5
Feb. 10	at #3 Arizona	L	0-10
Feb. 10	vs. Massachusetts	W	9-0
Feb. 11	vs. UNLV	W	4-2
Feb. 11	vs. #6 Arizona State	W	4-2 (8)
Feb. 14	at McNeese State	W	3-1
Feb. 14	at McNeese State	W	4-0
Feb. 19	East Tennessee State	W	9-0
Feb. 19	East Tennessee State	W	9-0
Feb. 20	Nicholls State	W	9-0
Feb. 20	Nicholls State	W	8-1

NFCA Leadoff Classic - Columbus, Ga.

Feb. 23	vs. Seton Hall	W	7-2
Feb. 23	vs. #9 Stanford	L	0-2
Feb. 24	vs. Illinois-Chicago	W	8-0
Feb. 24	vs. #5 California	L	0-3
Feb. 25	vs. #18 Michigan	L	1-3 (8)

Year-by-Year Results

LSU Purple & Gold Challenge - Baton Rouge, La.

March 2	Houston	W	13-0
March 4	#21 Southern Miss	W	5-0
March 4	Tulsa	W	5-0
March 5	Tulsa	W	6-0
March 7	Northwestern State	W	1-0
March 10	at Florida	W	1-0
March 10	at Florida	L	1-4
March 11	at Florida	W	3-1
March 17	Tennessee	W	5-0
March 17	Tennessee	W	2-1 (8)
March 18	Tennessee	W	9-0
March 24	at #17 South Carolina	W	2-1
March 24	at #17 South Carolina	L	2-3
March 25	at #17 South Carolina	W	4-0
March 28	at Coastal Carolina	W	12-2
March 28	at Coastal Carolina	W	4-0
March 31	at Georgia	W	8-0
March 31	at Georgia	W	5-1
April 1	at Georgia	W	3-0
April 3	Arkansas	W	3-0
April 3	Arkansas	L	2-3
April 4	Arkansas	W	5-0
April 7	#3 Alabama	W	1-0
April 7	#3 Alabama	W	3-1
April 8	#3 Alabama	W	5-0
April 11	at Mississippi State	W	8-0
April 11	at Mississippi State	W	5-0
April 12	at Mississippi State	W	2-1
April 18	at #21 Louisiana-Lafayette	L	1-2
April 18	at #21 Louisiana-Lafayette	W	5-0
April 21	Kentucky	W	12-0
April 21	Kentucky	W	5-2
April 22	Kentucky	W	8-0
April 24	Southeastern Louisiana	W	6-0
April 26	New Mexico State	W	7-0
April 28	Ole Miss	W	8-0
April 28	Ole Miss	W	8-1
April 29	Ole Miss	W	11-1
May 5	at Auburn	W	9-0
May 5	at Auburn	W	6-3
May 6	at Auburn	L	3-7

SEC Tournament - Chattanooga, Tenn.

May 10	vs. Auburn	W	6-0
May 11	vs. Mississippi State	W	2-1
May 12	vs. Auburn	W	4-1
May 13	vs. #22 South Carolina	W	1-0

NCAA Regional - Baton Rouge, La.

May 17	Cornell	W	6-0
May 18	Penn State	W	2-1
May 19	#9 Arizona State	W	3-2
May 20	#19 Louisiana-Lafayette	W	2-1

Women's College World Series - Oklahoma City, Okla.

May 24	vs. #4 Stanford	L	1-2 (8)
May 26	vs. #15 Iowa	W	2-1
May 26	vs. #5 Oklahoma	W	2-1 (13)
May 27	vs. #2 UCLA	L	0-6

2002 (56-11, 25-4 SEC)

Coach: Yvette Girouard

NCAA Region 3 Participant

SEC Tournament Champion

SEC Champion

SEC Western Division Champion

LSU Tiger Classic - Baton Rouge, La.

Feb. 9	Jackson State	W	10-0
Feb. 8	#19 DePaul	L	4-8
Feb. 9	Northwestern State	W	3-1
Feb. 9	Western Michigan	W	5-0
Feb. 10	Western Michigan	W	2-0

Feb. 10	Northwestern State	W	2-1
---------	--------------------	---	-----

UNLV Softball Classic - Las Vegas, Nev.

Feb. 15	vs. #12 Nebraska	W	4-2
Feb. 15	vs. Texas Tech	W	5-0
Feb. 16	vs. UC-Riverside	W	6-1
Feb. 16	vs. #5 California	L	0-3
Feb. 17	vs. #2 UCLA	L	0-7
Feb. 20	Nicholls State	W	12-0

NFCA Leadoff Classic - Columbus, Ga.

Feb. 22	vs. New Mexico	W	5-0
Feb. 22	vs. #9 Nebraska	L	0-1
Feb. 23	vs. Illinois-Chicago	W	9-3
Feb. 23	vs. #13 Fresno State	W	1-0
Feb. 24	vs. #18 Alabama	L	3-2

LSU Purple & Gold Challenge - Baton Rouge, La.

March 2	UAB	W	3-0
March 2	Long Island	W	15-0
March 5	at Nicholls State	W	7-0
March 9	Florida	W	4-0
March 9	Florida	W	2-1
March 10	Florida	W	5-0
March 16	at Tennessee	W	5-0
March 16	at Tennessee	L	2-4
March 19	Mississippi State	W	9-3
March 19	Mississippi State	L	7-8 (11)
March 20	Mississippi State	W	4-0
March 23	#24 South Carolina	W	6-0
March 23	#24 South Carolina	W	8-0
March 24	#24 South Carolina	W	1-0
March 30	#21 Georgia	W	2-1
March 30	#21 Georgia	W	5-1
March 31	#21 Georgia	W	4-1
April 2	at Arkansas	W	3-0
April 2	at Arkansas	W	4-0
April 3	at Arkansas	W	5-0
April 6	at #15 Alabama	L	0-1 (11)
April 6	at #15 Alabama	W	9-1
April 7	at #15 Alabama	W	7-0
April 10	Southeastern Louisiana	W	4-3
April 17	Northwestern State	W	4-3 (9)
April 17	Northwestern State	W	2-0
April 18	Southern Miss	W	10-0
April 18	Southern Miss	W	2-0
April 20	at Kentucky	W	1-0
April 20	at Kentucky	W	4-1
April 21	at Kentucky	W	4-2 (8)
April 24	at Southern Miss	W	1-0
April 24	at Southern Miss	W	8-1
April 27	at Ole Miss	W	1-0
April 27	at Ole Miss	W	4-0
April 28	at Ole Miss	W	3-0
May 1	Auburn	W	8-0
May 1	Auburn	L	1-2
May 1	Auburn	W	5-0
May 4	Texas A&M-CC	W	11-0
May 4	Texas A&M-CC	W	7-2

SEC Tournament - Chattanooga, Tenn.

May 9	vs. Florida	W	5-0
May 10	vs. #25 Georgia	W	2-1
May 11	vs. #18 Alabama	W	6-2
May 12	vs. #25 Georgia	W	1-0

NCAA Regional - Lafayette, La.

May 16	vs. Northwestern State	W	3-2 (10)
May 18	at #19 Louisiana-Lafayette	W	5-2
May 18	vs. #4 Arizona State	L	2-3 (8)
May 18	vs. Massachusetts	W	1-0
May 19	vs. #4 Arizona State	L	1-4

Tournament games in Italics

All-Time Records/Coaching Records

Alabama	18-12
Alabama A&M	1-0
Arizona	0-4
Arizona State	3-2
Arkansas	23-3
Auburn	21-4
Baylor	2-0
Boston College	1-0
Bowling Green	2-0
Bradley	1-0
Bucknell	1-0
Butler	2-0
California	0-2
California-Riverside	1-0
Cal Poly	First Meeting
Cal State Fullerton	First Meeting
Centenary	6-0
Central Michigan	First Meeting
Coastal Carolina	2-0
College of Charleston	1-0
Colorado State	0-2
Connecticut	1-0
Cornell	1-0
DePaul	0-1
East Tennessee State	2-0
Eastern Illinois	1-0
Eastern Michigan	1-0
Florida	11-4
Florida State	0-1
Fresno State	1-0
Georgia	17-0
Georgia State	1-0
Grambling State	2-0
Hawaii	1-0
Hofstra	1-0

Houston	1-0
Illinois-Chicago	2-0
Iowa	1-0
Jackson State	1-0
Kansas	2-0
Kent State	1-0
Kentucky	12-0
Long Beach State	2-0
Long Island	1-0
Louisiana Tech	6-0
Louisiana-Lafayette (1)	10-3
Louisiana-Monroe (2)	2-0
McNeese State	11-0
Massachusetts	2-1
Mercer	1-0
Michigan	0-3
Mississippi State	20-2
Missouri	1-0
Mobile	3-0
Nebraska	1-1
New Mexico	1-0
New Mexico State	1-0
Nicholls State	5-1
Northern Iowa	1-0
Northwestern State	17-0
Notre Dame	1-0
Ohio State	2-0
Oklahoma	3-1
Ole Miss	20-2
Oregon State	0-1
Penn State	2-0
Rhode Island	1-0
Robert Morris	1-0
Samford	1-0
San Diego State	1-0

Santa Clara	1-0
Seton Hall	1-0
South Carolina	11-6
South Florida	2-0
Southeastern Louisiana	3-0
Southern	2-0
Southern Miss	7-4
Southwest Texas State	1-0
Stanford	1-2
Stephen F. Austin	4-0
Stetson	1-1
Tennessee	11-3
Texas	1-0
Texas A&M-Corpus Christi	2-0
Texas-San Antonio	1-0
Texas Tech	3-0
Troy State	1-0
Tulsa	2-0
UAB	1-0
UCLA	1-2
UNLV	1-0
Utah	First Meeting
Villanova	First Meeting
Virginia	3-0
Washington	2-5
West Florida	2-0
Western Michigan	2-0
Wichita State	1-0
Winthrop	1-0
Wisconsin	1-0

Bold indicates 2003 Opponents
1 - Formerly Southwestern Louisiana
2 - Formerly Northeast Louisiana

LSU COACHING RECORDS

Year	Coach	OVERALL			SEC			NOTES
		W	L	PCT.	W	L	PCT.	
1979	Carol Smith	16	7	.696	--	--	--	
1980	Carol Smith	15	9	.625	--	--	--	
1981	Carol Smith	14	12	.538	--	--	--	
1997	Cathy Compton	44	14	.759	18	6	.750	SEC Western Division Champion
1998*	Cathy Compton	56	12	.824	23	6	.793	NCAA Region 4 Runner-up
	Glenn Moore	2	2	.500				SEC Western Division Champion
1999	Glenn Moore	56	10	.848	27	3	.900	NCAA Region 5 Runner-up
								SEC Champion
								SEC Tournament Champion
								SEC Western Division Champion
2000	Glenn Moore	59	13	.819	26	4	.867	NCAA Region 7 Participant
								SEC Champion
								SEC Western Division Champion
2001	Yvette Girouard	59	11	.843	26	4	.867	WCWS - 3rd place (tie)
								NCAA Region 3 Champion
								SEC Champion
								SEC Tournament Champion
								SEC Western Division Champion
2002	Yvette Girouard	56	11	.836	24	4	.862	NCAA Region 3 Runner-Up
								SEC Champion
								SEC Tournament Champion
								SEC Western Division Champion
TOTALS	Carol Smith (3 years)	45	28	.616				
	Cathy Compton (2 years)	100	26	.794	41	12	.773	
	Glenn Moore (2 years)	117	25	.824	53	7	.883	
	Yvette Girouard (2 years)	115	22	.839	51	8	.864	
	Six Years	332	73	.820	145	27	.843	

* - Moore was named head coach prior to the NCAA Regional

SEC Tournament History/Records



The Tigers celebrate the 1999 SEC Tournament Championship.

SEC Tournament History

Appearances: 6 (1997,1998, 1999, 2000,2001, 2002)

All-Time Record: 19-5 (.792)

Best Finish: Champions - 1999,2001, 2002

1997 Tournament at Columbus, Ga.

Game 1 - May 9,1997 Auburn 4,LSU 2
Game 2 - May 10,1997 LSU 4,Alabama 2
Game 3 - May 10,1997 Florida 4,LSU 3

1998 Tournament at Columbus, Ga.

Game 1 - May 8,1998 LSU 2,Arkansas 1
Game 2 - May 9,1998 Alabama 5,LSU 3 (10 innings)
Game 3 - May 9,1998 LSU 8, Tennessee 1
Game 4 - May 9,1998 LSU 8,Alabama 4
Game 5 - May 10,1998 Alabama 8,LSU 1

1999 Tournament at Columbus, Ga.

Game 1 - May 13,1999 LSU 8,Georgia 0
Game 2 - May 14,1999 LSU 10,Arkansas 0
Game 3 - May 15,1999 LSU 2,Mississippi State 0 (10 innings)
Final - May 16,1999 LSU 4,Arkansas 3 (10 innings)

2000 Tournament at Columbus, Ga.

Game 1 - May 11,2000 LSU 8,Auburn 0
Game 2 - May 12,2000 LSU 2,Arkansas 0
Game 3 - May 13,2000 LSU 5,Alabama 2
Final - May 14,2000 South Carolina 1,LSU 0 (8 innings)

2001 Tournament at Chattanooga, Tenn.

Game 1 - May 10,2001 LSU 6,Auburn 0
Game 2 - May 11,2001 LSU 2,Mississippi State 1
Game 3 - May 12,2001 LSU 4,Auburn 1
Final - May 13,2001 LSU 1,South Carolina 0

2002 Tournament at Chattanooga, Tenn.

Game 1 - May 9,2002 LSU 5,Florida 0
Game 2 - May 10,2002 LSU 2,Georgia 1
Game 3 - May 11,2002 LSU 6,Alabama 2
Final - May 12,2002 LSU 1,Georgia 0

Team Single-Game Records

At-Bats: 36 vs.Arkansas,May 16,1999
Runs Scored: 10 vs.Arkansas,May 14,1999
Hits: 13 vs.Auburn,May 11,2000
RBIs: 8 vs.Auburn,May 11,2000; vs. Tennessee,May 9,1998
Doubles: 3,vs.Auburn,May 11,2000
Triples: 2,vs.Georgia,May 10,2002; vs.Georgia,May 13,1999
Home Runs: 2,vs.Alabama,May 9,1998; vs.Florida,May 10,1997
Walks: 7 vs.Georgia,May 10,2002; vs.Florida,May 9,2002
Stolen Bases: 4 vs.Auburn,May 11,2000
Hit-by-Pitches: 2,vs.Alabama,May 13,2000
Innings Pitched: 10.0 vs.Arkansas,May 16,1999; vs.Alabama,May 9, 1998
Strikeouts: 14 vs.Georgia,May 12,2002
Most Hits Allowed: 12 vs.Alabama,May 10,1998; vs.Alabama,May 9, 1998
Fewest Hits Allowed: 2,six times,last vs.Florida,May 9,2002
Most Runs Allowed: 8 vs.Alabama,May 10,1998
Fewest Runs Allowed: 0,nine times,last vs.Georgia,May 12,2002
Most Earned Runs Allowed: 8 vs.Alabama,May 10,1998
Putouts: 30 vs.Arkansas,May 16,1999; vs.Alabama,May 9,1998
Assists: 15 vs.Arkansas,May 12,2000
Errors: 4 vs.South Carolina,May 14,2000; vs.Auburn,May 9,1997
Double Plays: 2 vs.Stanford,May 24,2001

Individual Single-Game Records

At-Bats: 5 by Dee Douglas vs.Arkansas,May 16,1999; by Trena Peel vs.Arkansas,May 16,1999; by Jodi Otten vs.Alabama,May 9,1998
Runs Scored: 3 by Jodi Otten vs. Tennessee,May 9,1998
Hits: 4 by Jodi Otten vs. Tennessee,May 9,1998
RBIs: 4 by Trena Peel vs.Arkansas,May 14,1999
Doubles: 1,20 times,last by Christy Connor vs.Alabama,May 11,2002
Triples: 2 by Dee Douglas vs.Georgia,May 13,1999
Home Runs: 1,11 times,last by Tessa Lyman vs.Alabama,May 11,2002
Walks: 2,four times,last by Erin Johnson and Trena Peel vs.Florida, May 9,2002
Hit-by-Pitches: 1,seven times,last by last by Tessa Lyman vs.Alabama, May 11,2002
Stolen Bases: 2, by Dee Douglas vs.Auburn,May 11,2000; by Stephanie Hastings vs.Auburn,May 11,2000
Innings Pitched: 10.0 by Ashley Lewis vs.Arkansas,May 16,1999; by Brandi Landry vs.Alabama,May 9,1998
Strikeouts: 14 by Britni Sneed vs.Georgia,May 12,2002
Most Hits Allowed: 12 by Brandi Landry vs.Alabama,May 9,1998
Fewest Hits Allowed (min.7 innings): 2,three times,last by by Ashley Lewis (7.0 innings) vs.Auburn,May 12,2001
Most Runs Allowed: 5 by Brandi Landry vs.Alabama,May 9,1998
Fewest Runs Allowed (min.7 innings): 0,three times,last by Britni Sneed (7.0 innings) vs.Georgia,May 12,2002
Most Earned Runs Allowed: 4 by Sophia Mount vs.Alabama,May 10, 1998; by Julie Stashko vs.Alabama,May 10,1998; by Brandi Landry vs.Alabama,May 9,1998
Fewest Earned Runs Allowed (min.7 innings): 0,five times,last by Britni Sneed (7.0 innings) vs.Georgia,May 12,2002
Putouts: 16 by Shaunte'Fremin vs.Arkansas,May 16,1999
Assists: 8 by Tara Asbill vs.South Carolina,May 14,2000
Errors: 2 by Tara Asbill vs. South Carolina,May 14, 2000; by Ashlee Ducote vs.Auburn,May 9, 1997; by Jodi Otten vs. Auburn,May 9, 1997

PITCHING SUPERLATIVES

Shutouts: (9)

Britni Sneed vs.Georgia,May 13,1999
Ashley Lewis and Julie Stasko vs.Arkansas,May 14,1999
Britni Sneed and Ashley Lewis vs.Mississippi Sate,May 15,1999
Britni Sneed vs.Auburn,May 11,2000
Ashley Lewis vs.Arkansas,May 12,2000
Britni Sneed and Sarah Meadors vs.Auburn,May 10,2001
Britni Sneed vs.South Carolina,May 13,1002
Britni Sneed and Kristin Schmidt vs.Florida,May 9,2002
Britni Sneed vs.Georgia,May 12,2002



Stephanie Hastings mobs Jennifer Schuelke after she scores the winning run against Oklahoma in Game 3 of the 2001 WCWS.

NCAA Tournament History

Appearances: 5 (1998,1999, 2000, 2001,2002)

All-Time Record: 16-10 (.615)

Best Finish: 2001 WCWS Third Place

1998 Tournament • NCAA Region 4 - Seattle, Wash.

Game 1 – May 15,1998 LSU 2,Long Beach State 0
Game 2 – May 16,1998 Washington 9,LSU 0
Game 3 – May 16,1998 LSU 5,Long Beach State 4
Game 4 – May 17,1998 Washington 6,LSU 0

1999 Tournament • NCAA Region 5 - Baton Rouge,La.

Game 1 – May 20,1999 LSU 12,Southern 0
Game 2 – May 21,1999 Oregon State 3,LSU 0
Game 3 – May 22,1999 LSU 7,Oklahoma 3
Game 4 – May 22,1999 Southern Miss 4,LSU 3

2000 Tournament • NCAA Region 7 - Baton Rouge,La.

Game 1 – May 18,2000 LSU 7,Northwestern State 1
Game 2 – May 19,2000 Louisiana-Lafayette 4,LSU 1
Game 3 – May 20,2000 LSU 2,Hofstra 1
Game 4 – May 20,2000 LSU 1,Southern Miss 0 (13 innings)
Game 5 – May 21,2000 Southern Miss 1,LSU 0 (9 innings)

2001 Tournament • NCAA Region 3 - Baton Rouge,La.

Game 1 – May 17,2001 LSU 8,Cornell 0
Game 2 – May 18,2001 LSU 2, Penn State 1
Game 3 – May 19,2001 LSU 3,Arizona State 2
Game 4 – May 20,2001 LSU 2,Louisiana-Lafayette 1

WCWS - Oklahoma City, Okla.

Game 1 – May 24,2001 Stanford 2,LSU 1 (8 innings)
Game 2 – May 26,2001 LSU 2,Iowa 1
Game 3 – May 26,2001 LSU 2,Oklahoma 1 (13 innings)
Game 4 – May 27,2001 UCLA 6, LSU 0

2002 Tournament • NCAA Region 3 - Lafayette,La.

Game 1 – May 16,2002 LSU 4,Northwestern St.3 (10 innings)
Game 2 – May 18,2002 LSU 5,Louisiana-Lafayette 2
Game 3 – May 18,2002 Arizona State 3,LSU 2 (8 innings)
Game 4 – May 18,2002 LSU 1,Massachusetts 0
Game 5 – May 19,2002 Arizona State 4,LSU 1

Team Single-Game Records

At-Bats: 44 vs.Oklahoma, May 26,2001

Runs Scored: 12 vs.Southern,May 20,1999

Hits: 13 vs.Northwestern State,May 18,2000

RBI's: 10 vs.Southern,May 20,1999

Doubles: 4 vs.Long Beach State,1998

Triples: 1 vs. Southern,May 20, 1999; vs. Long Beach State, May 16, 1998

Home Runs: 1,six times,last vs.Massachusetts,May 18,2002

Walks: 5 vs.Northwestern State,May 18,2000

Stolen Bases: 4 vs.Northwestern State,May 18,2000

Hit-by-Pitches: 2 vs.Louisiana-Lafayette,May 18,2002; vs. Northwestern State,May 18,2000

Innings Pitched: 13 vs.Oklahoma,May 26,2001; vs.Southern Miss, May 20,2000

Strikeouts: 19 vs.Oklahoma, May 26,2001

Most Hits Allowed: 13 vs.Arizona State,May 19,2002; vs.Long Beach State,May 16,1998

Fewest Hits Allowed: 1 vs. Penn State,May 18,2001

Most Runs Allowed: 9 vs. Washington,May 16,1998

Most Earned Runs Allowed: 8 vs. Washington,May 16,1998

Fewest Runs Allowed: 0 five times,last vs.Massachusetts,May 18,2002

Putouts: 39 vs. Oklahoma,May 26, 2001; vs. Southern Miss, May 20, 2000

Assists: 18 vs.Iowa,May 26,2001

Errors: 3 vs.Arizona State,May 19,2002; vs. Penn State,May 18,2001

Double Plays: 2 vs.Stanford,May 24,2001

Individual Single-Game Records

At-Bats: 6 by Dee Douglas vs.Southern Miss,May 20,2000

Runs Scored: 2,nine times,last by Tessa Lynam vs.Louisiana-Lafayette May 18,2002

Hits: 4 by Tara Asbill vs.Long Beach State,May 16,1998

RBI's: 4 by Shaunte'Fremin vs.Oklahoma,May 22,1999

Doubles: 2 by Ashlee Ducote vs.Southern,May 20,1999; by Jodi Otten vs.Long Beach State,May 16,1998

Triples: 1 by Tara Asbill vs.Southern,May 20,1999; vs.Long Beach State,May 16,1998

Home Runs: 1,six times,last by Jennie Reeves vs.UMass,May 18,2002

Walks: 2, six times, last by Christy Connor vs. Arizona State, May 19, 2001

Hit-by-Pitches: 1,nine times,last by Blair Smith vs.Louisiana-Lafayette,May 18,2002

Stolen Bases: 2,four times,last by Aleshia Perry vs.Louisiana-Lafayette,May 18,2002

Innings Pitched: 13.0 by Britni Sneed vs.Oklahoma,May 26,2001

Strikeouts: 19 by Britni Sneed vs.Oklahoma,May 26,2001

Most Hits Allowed: 9 by Sarah KnifeChief vs. Washington,May 16,1998

Fewest Hits Allowed (min.7 innings): 1 by Ashley Lewis (7.0 innings) vs. Penn State,May 18,2001

Most Runs Allowed: 9 by Sarah KnifeChief vs. Washington,May 16, 1998

Most Earned Runs Allowed: 8 by Sarah KnifeChief vs. Washington,May 16,1998

Fewest Runs Allowed (min.7 innings): 0,two times,last by Ashley Lewis (7.1 innings) vs.Southern Miss,May 20,2000

Hit Batters: 2 by Britni Sneed vs.Stanford,May 24,2001

Putouts: 19 by Jennifer Schuelke vs.Oklahoma,May 26,2001

Assists: 6 by Julie Wiese vs.Iowa, May 26,2001; by Ashlee Ducote vs. Southern Miss,May 20,2000

Errors: 2 by Blair Smith vs.Arizona State,May 19,2002; by Christy Connor vs.Stanford,May 24,2001

PITCHING SUPERLATIVES

Shutouts: (5)

Brandi Landry vs.Long Beach State,May 15,1998
Britni Sneed and Julie Stashko vs. Southern,May 20,1999
Ashley Lewis and Britni Sneed vs.Southern Miss,May 20,2000
Britni Sneed and Ashley Lewis vs.Cornell,May 17,2001
Britni Sneed vs.Massachusetts,May 18,2002

Tiger Park



In 2003, the LSU softball team will begin its seventh season of play at Tiger Park. Built in 1996, the facility opened just prior to the 1997 season of Tiger softball.

The 1,000-seat facility, which has been the softball team's home since its inception, is one of the most recent facilities added to LSU's campus.

In just six years, Tiger Park has already hosted three NCAA Regional tournaments and has become one of the toughest places in the nation for visitors to play.

LSU owns an astounding 173-17 (.911) record at home, including a 77-10 (.885) Southeastern Conference mark. In fact, the current senior class has suffered just four SEC losses at home in their previous three seasons for an 40-4 (.909) mark.

In 2001, LSU advanced through the NCAA Region 3 Tournament en route to its first berth in the Women's College World Series at Tiger Park.

Tiger Park has also been home to some amazing feats. On May 20, 2000, LSU and Southern Miss battled out 12 scoreless innings in NCAA Regional action before the Tigers plated the game-winner in the 13th.

This past season, an average of 421 fans watched as LSU won 28 regular-season games. That number improved as the Tigers averaged an attendance of 496 for their 15 SEC games. A season-high crowd of 814 turned out to see LSU sweep a doubleheader from Georgia, the eighth largest non-NCAA Regional crowd in Tiger Park history.

YEAR-BY-YEAR AT TIGER PARK

Overall Record: 173-17 (.911)

Longest Winning Streak: 27 games (May 4, 1997 - April 19, 1998)

Longest Losing Streak: 3 games (April 13, 1997-May 3, 1997)

Most Consecutive Home Shutouts: 6 (Three times, last March 11, 1998 - March 25, 1998)

Most Games Won in a Season: 31 (2000)

Most Games Lost in a Season: 4 (1997, 2000)


Best Winning Pct. in a Season: .967 (2001)

Year	Overall	Pct.	SEC	Pct.
1997	27-4	.871	10-4	.714
1998	28-2	.933	12-1	.923
1999	30-3	.909	15-1	.938
2000	31-4	.886	13-1	.929
2001	29-1	.967	14-1	.933
2002	28-3	.903	13-2	.867
Total	173-17	.911	77-10	.885

Top 20 Crowds at Tiger Park

DATE	OPPONENT	ATTENDANCE
1. May 22, 1999	Southern Miss (NCAA Regional)	1,506*
2. May 18, 2001	Penn State (NCAA Regional)	1,426*
3. May 20, 2000	Southern (NCAA Regional)	1,280*
4. Feb. 21, 1997	Stephen F. Austin (Inaugural Game)	1,187
5. May 20, 2001	Louisiana-Lafayette (NCAA Regional)	1,176
6. May 20, 2000	Southern Miss (NCAA Regional)	1,172
7. April 7, 1998	Louisiana-Lafayette	1,075
8. Feb. 22, 1997	Stephen F. Austin	1,074
9. May 21, 2000	Southern Miss (NCAA Regional)	1,034
10. May 19, 2001	Arizona State (NCAA Regional)	979
11. May 17, 2001	Cornell (NCAA Regional)	976*
12. April 7, 2001	Alabama	956
13. May 18, 2000	Northwestern State (NCAA Regional)	923
14. May 7, 1999	Alabama	895
15. April 8, 2001	Alabama	868
16. March 29, 1997	Ole Miss	838
17. March 30, 2002	Georgia	814
18. April 9, 1999	Mississippi State	805
19. May 8, 1999	Alabama	777
20. May 1, 2002	Auburn	775

* - Denotes NCAA Regional Session Attendance



This is LSU

The City of Baton Rouge

PREVIEW

COACHES

TIGERS

REVIEW

RECORDS

HISTORY

THIS IS LSU

MEDIA



Hospitality and comfort are a Southern tradition practiced to perfection around Baton Rouge. Minutes from the city, ancient moss-draped oaks, fragrant honeysuckle, formal gardens and the finest examples of Southern architecture await. Combine this with the excitement of the mighty Mississippi River, cajun music and a gourmet meal that is topped with freshly brewed cafe-au-lait at one of Baton Rouge's fine restaurants. Mix in a Saturday afternoon at Tiger Park and Baton Rouge becomes one of the most attractive cities for living, entertainment and education in the South.

BATON ROUGE FACTS

Population:

BATON ROUGE242,547

EAST BATON ROUGE PARISH461,304

Time Zone:

Central

Average Temperatures:

HIGH81.3

LOW52.5

AVERAGE67.5



The state capital building of Louisiana, located in Baton Rouge, boasts the tallest capital building in the nation at 34 stories.

The State of Louisiana



The **French Quarter** of New Orleans joins progressive technology with traditional Southern charm. Take a carriage ride through the heart of New Orleans and discover that even today it still maintains many of its traditional European roots.

Louisiana, one of America's most culturally and geographically diverse states, is located in the heart of the Deep South. Adjacent to the Gulf of Mexico and dotted with hundreds of lakes and bayous, Louisiana is home to all types of terrain from swamps and marshes to lush forests and gentle hills. The state is known for its charm and friendly people, and still maintains the stately antebellum plantations and majestic oaks of its early days. The atmosphere is elegant, yet relaxed and casual. Dubbed the "Sportsman's Paradise," Louisiana offers some of the finest hunting, fishing and boating opportunities in the country.



Situated on the banks of the mighty Mississippi River, the New Orleans skyline is one of the most recognizable in America. The city is a thriving metropolitan area that still maintains the traditional charm of a time long gone.

LOUISIANA FACTS

NICKNAME:The Pelican State
ADMITTED TO UNION:April 30, 1812
STATE COLORS: ...Gold, White and Blue
STATE BIRD:Brown Pelican
STATE DOG: ...Catahoula Leopard Dog
STATE TREE:Bald Cypress
STATE FLOWER:Magnolia
CLIMATE:Subtropical



Millions of visitors from around the world come to New Orleans each year to participate in Mardi Gras, a two-week party that includes more than 60 parades.





CAMPUS FACTS

LOCATION: Baton Rouge, La.
FOUNDED: Jan. 2, 1860
ENROLLMENT: 29,022
PRESIDENT: Dr. William Jenkins
CHANCELLOR: Dr. Mark Emmert
MAJOR FIELDS OF BACHELOR'S DEGREES: 73
MAJOR FIELDS OF MASTER'S DEGREES: 75
MAJOR FIELDS OF DOCTORAL DEGREES: 55



Louisiana State University and Agricultural & Mechanical College has, throughout its 142-year history, served the people of Louisiana, the region, the nation, and the world through extensive multipurpose programs encompassing instruction, research and public service. The University continuously develops programs of breadth and quality that make it one of the nation's outstanding educational institutions.

The University influences the educational, economic, social and cultural lives of its citizens throughout the state – indeed, in some way, it touches the life of every person in Louisiana.

Because of its designation as a Research I University – the top category of the Carnegie Foundation's ranking of research institutions – LSU ranks in the top two percent of the nation's colleges and universities. The Research I designation is shared by only 59 public and 29 private universities across the nation. One of only 25 universities nationwide designated as both a land-grant and sea-grant college, LSU is also actively pursuing space-grant status.

History and tradition began with LSU's founding in 1853 by the General Assembly of Louisiana as the Louisiana State Seminary of Learning and Military Academy near Pineville. The institution opened Jan. 2, 1860. When the Civil War began, the school's first superintendent, William Tecumseh Sherman, resigned to assume a command in the Union Army. Fire

demolished the Seminary in 1869 and the school moved to Baton Rouge.

In 1870, the Seminary was renamed Louisiana State University. In 1874, under the United States Morrill Act, the Louisiana State Agricultural & Mechanical College was established in New Orleans. The two institutions were merged by the Legislature in 1877 to become Louisiana State University and Agricultural & Mechanical College.

Construction on the present campus began in 1922 and the first classes were held in 1926. LSU experienced major growth in the 1930s and 1940s, expanding its student body, curricula and services. During the 1960s, the University began to place increasing emphasis on research.

Recognizing the importance and extent of statewide agricultural activities of units in the LSU System, the LSU Board of Supervisors in 1972 established the Center for Agricultural Sciences & Rural Development. This unit was renamed the LSU Agricultural Center in 1982. Components of the LSU Agricultural Center include the Louisiana Agricultural Experiment Station, the Louisiana Cooperative Extension Service, International Programs and Administrative Services.

The primary mission of the LSU Agricultural Center is to conduct research in agricultural and natural resource development and to provide off-campus extension education that disseminates technological,



FALL FEST, is the university's official "Welcome" for new students, staff, and faculty. More than 25,000 students, faculty, and staff come together in the LSU Quadrangle making it one of the newest and most anticipated traditions.

economic, and management information to Louisiana residents.

In 1977, the Paul M. Hebert Law Center, established as the LSU Law School in 1906, was made an autonomous division of the LSU System. The Law Center provides legal education characterized by an unyielding demand for academic excellence. Its unique curriculum, based on civil law as well as substantial elements of common law, provides law graduates with qualifications and training for not one, but two legal systems.

LSU, located on more than 2,000 acres in the southern part of Baton Rouge is bordered on the west by the Mississippi River. The University's more than 250 principal buildings are grouped on a 650-acre plateau that constitutes the main part of the campus.

LSU and A&M College is accredited by the Southern Association of Colleges and Schools. The Hebert Law Center holds membership in the Association of Law Schools and is on the approved list of the American Bar Association.

Student Recreational Sports Complex

The Student Recreational Sports Complex houses the administrative offices of the Division of Recreational Sports. This 112,000 square-foot, \$8.4 million facility, which was completed in August 1992, provides students and the University community with a comprehensive and innovative sports facility that includes:

- **25-yard eight-lane indoor swimming pool with sun deck**
- **Five basketball courts**
- **Five volleyball courts**
- **Nine badminton courts**
- **Twelve handball/racquetball courts**
- **Two squash racquet courts**
- **Three weight rooms**
- **One combination exercise/weight room with aerobic equipment**
- **1/8 mile indoor three-lane jogging track**
- **One rehabilitation room with two whirlpools**



- **Locker rooms for men and women**
- **Saunas for men and women**
- **Aerobic exercise area with treadmills, bicycles ergometers, rowing machines, stairsteppers, etc.**
- **Emergency care/first aid room**
- **Three meeting/classrooms**

Strength & Conditioning

PREVIEW

COACHES

TIGERS

REVIEW

RECORDS

HISTORY

THIS IS LSU

MEDIA



The LSU strength and conditioning facility was built in 1997 and features the latest in both strength training and cardiovascular training equipment. Measuring 10,000-square feet, LSU has one of the finest strength and conditioning facilities in the nation.

The LSU strength and conditioning team took a new direction in 2000 under strength coach Tommy Moffitt. Moffitt, who was named the 1999 Collegiate Football Strength and Conditioning Coach of the Year by the Professional Football Strength and conditioning Coaches Society, is in charge of the LSU strength and conditioning facility, located in Tiger Stadium.

Will Jones, in his first year as a fulltime member of the LSU staff, oversees the strength and conditioning of the Tiger softball team. Previously, Jones served as a graduate assistant and worked with the LSU football program and was responsible for developing and implementing strength and conditioning programs for the volleyball and women's soccer teams.

Strength and conditioning can be the heart and soul of an athletic program's success, and LSU has taken great strides to improve its strength program and facilities.

More Info:

www.lsusports.net/fb/ipix/fbweight.htm

Want to see more of the Tiger's Weight Room? Take an IPIX 360° virtual tour on the LSU Athletic Department web site.



LINK



LSU boasts the largest and most complete athletic training facility in all of collegiate athletics. Focused on aggressive rehabilitation, the Broussard Center for Athletic Training is furnished with the latest in technology and equipment. The 23,000-square foot facility is equipped with the largest hydrotherapy pools in both collegiate and professional sports and is one of the few collegiate training centers with a full-service pharmacy, as well as on-site x-ray room. LSU is also the only school in college athletics with a training room equipped with a full-service vision center. The facility is named in honor of legendary trainer Dr. Martin J. Broussard, who served as LSU's athletic trainer for over four decades.



Dr. Martin J. Broussard with LSU running back Billy Cannon in 1959.

Dr. Martin J. Broussard

LSU's multi-million dollar athletic training facility is named in honor of Dr. Martin J. Broussard, who served as head trainer for the Tigers for over four decades. Broussard lettered in baseball and track and field at LSU in the mid-1940's winning the SEC broad jump title in 1944 and finishing second in the 220-yard dash. He served as head trainer at Florida and Texas A&M before being appointed to the same position at LSU in 1948 and the legendary Broussard has been an LSU fixture since. Broussard graduated from LSU in 1945 and he received his Master's of Science degree from LSU in 1960 followed by a doctorate in 1967.

"Doc" was also a trainer for the Pan American Games in 1955 and the U.S. Olympic team in 1960, and in 1963 he was named Trainer of the Year by the Rockne Foundation.



Academic Center for Student-Athletes

PREVIEW

COACHES

TIGERS

REVIEW

RECORDS

HISTORY

THIS IS LSU

MEDIA

“Our academic support program should be the **standard** by which all academic support programs are measured. A **first-class** academic support center plays a major role in developing a **quality** academic support program for all student-athletes.”

– LSU Softball Coach Yvette Girouard

Paramount to the success of the “student” half of the term student-athlete is providing LSU athletes with the best possible resources to excel in the classroom. For more than 20 years, the Cox Communications Academic Center for Student Athletes has helped to build well-rounded student-athletes. But as times change and technology advances, the need for further improvements still exists. As a result, the Academic Center for Student Athletes has undergone a \$14 million renovation that will not only keep it among the nation’s premier centers – but put it at the forefront. The improvements to the existing center, which were completed in November 2002, give LSU student-athletes the best opportunity for success by providing access to the latest technology, as well as an array of expanded services.



Auditorium



Cox Communications Academic Center for Student-Athletes



Library


Academic Center for Student-Athletes



LSU Chancellor Mark Emmert and leaders of LSU open the new Cox Communications Academic Center for Student-Athletes in the fall of 2002.

ACA RENOVATIONS

- *Expand the facility from 10,000 square feet to 54,000 square feet*
- *Raise the total number of computers to 75*
- *Include 14 private computer rooms in a state-of-the-art computer lab*
- *Add additional study rooms and classrooms for private or group study*
- *Provide additional study areas for specialized learning*
- *Add a 1,000-seat auditorium*



Computer Lab

Improvements to the Gym Armory not only benefit the Academic Center for Student Athletes, but the entire University as well. The old gymnasium has been transformed into a 1,000-seat auditorium the University will use for daily classes, presentations, lectures by distinguished University guests and other special academic events.

“Within a **stunning environment**, the Cox Communications Academic Center for Student-Athletes provides our student-athletes with the **tools** to be successful in their academic pursuits. The facility is a tremendous **academic resource** for the University. The Center's presence on campus is the academic equivalent to that of Tiger Stadium and we could not be more **thrilled** with it.”

– Chancellor Mark Emmert



LSU Softball Graduates

2002

Dee Douglas, Kinesiology
April Janzen, Elementary Education
Ashley Lewis, Family Sciences
Jennifer Schuelke, Secondary Education
Britni Sneed, Kinesiology
Trisha Ward, Kinesiology

2001

Ashlee Ducote, Kinesiology
Stephanie Hastings, Kinesiology
Auburne Ziober, Advertising

2000

Tara Asbill, Kinesiology
Shaunte' Fremin, Kinesiology
Stacey Newton, Kinesiology
Taryn Perry, Elementary Education
Julie Stashko, Kinesiology

1999

Jodi Otten, Kinesiology

1998

Sophia Mount, Kinesiology
Melissa Poole, Kinesiology
Cathy Whitlock, Kinesiology

1997

Brandi Landry, Kinesiology
Tyra Perry, Kinesiology

1996

Cindy Pineda, Mass Communications

Critical to the development of an athlete as a student is an adequate academic facility and capable staff to further the athlete's progress. The Cox Communications Academic Center for Student-Athletes is responsible for overseeing the educational development and progress toward graduation for all student-athletes. The staff acts as a liaison between the athlete and the academic communities and insures that student-athletes comply with academic rules established by the University, NCAA and SEC. The staff also coordinates academic programs designed to assist student-athletes in acquiring a quality education.

GTE ACADEMIC ALL-AMERICAN

2000 Tara Asbill Third Team

GTE ACADEMIC ALL-DISTRICT

2000 Tara Asbill

1999 Tara Asbill

SEC ACADEMIC HONOR ROLL

LSU has placed 17 student-athletes on the SEC Academic Honor Roll in the past six years.

2002

Jill Crawford
April Janzen
Britni Sneed
Julie Wiese
Auburne Ziober

2001

Stephanie Hastings
April Janzen
Britni Sneed
Julie Wiese
Auburne Ziober

2000

Tara Asbill
Stephanie Hastings
Stacey Newton
Taryn Perry
Jennifer Schuelke
Britni Sneed
Julie Stashko
Auburne Ziober

1999

Tara Asbill
April Janzen
Sophia Mount
Stacey Newton
Taryn Perry
Auburne Ziober

1998

Tara Asbill
Sarah Knife Chief
Brandi Landry
Stacey Newton
Tyra Perry

1997

Dawn Baker
Brandi Landry
Tyra Perry
Cathy Whitlock

ACADEMIC STAFF



Dr. Roger Grooters
Executive Director



Ted White
Senior Associate Director




Amy Cole
Coordinator



Tiger Park, located directly behind LSU's "Dub" Robinson Tennis Stadium, has a regular seating capacity of 1,000. The dimensions of the field are 200 feet to both foul poles and 220 feet to centerfield. A new, elevated, air-conditioned press box has been installed behind the bleachers for use beginning in the 2003 season. Tiger Park also features an inning-by-inning scoreboard, message board and a state-of-the-art sound system. With these features, the LSU softball field is one of the most modern softball stadiums in the country.

LSU Softball Locker Rooms

Measuring 81 feet by 29 feet, the LSU softball locker room is a suite of rooms including a lounge area, meeting room, locker room, showers, sauna and a coach's office.



LSU Indoor Facility

When the weather prevents the softball team from practicing at Tiger Park, the team moves inside to the indoor, climate-controlled football practice facility. LSU student-athletes benefit from one of the most modern indoor facilities in the nation. Located at the site of LSU's outdoor football practice fields, the indoor facility was built as part of a \$15 million upgrade of the LSU physical plant in the late 1980s and early 1990s and houses a full 100-yard football field.



Over a four-day span in 2002, the LSU campus served as the host of the NCAA Track and Field Championships as well as an NCAA Baseball Regional.

All-Sport Success

LSU's athletics program has traditionally been strong throughout all of its varsity sports and has fielded nationally competitive teams in most of its sports.

A total of 18 of LSU's 20 athletic teams participated in post-season play last year, with 17 of those teams being invited to NCAA Tournament action (or a bowl game). The 18th team, the men's basketball squad, advanced to the second round of the National Invitation Tournament. Twelve of LSU's 20 teams finished ranked in the nation's Top 25 for their respective sports during the 2001-02 athletic year, and of those, seven finished in the Top 10.

LSU has won 102 Southeastern Conference championships and has claimed 38 national titles.

Athletics as a Business

Athletics is mistakenly thought of as merely entertainment. In fact, the **total revenues of over \$37.5 million** generated annually by the Athletic Department is:

- twice that of the sales of an average manufacturing plant in Louisiana;
- twice the volume of an average food processor;
- and about seven times more than the typical apparel plant in the state.

Attendance

LSU teams draw some of the largest crowds in all of college athletics:

- More than **1.1 million fans** watched LSU athletics in all 20 sports during the 2000-01 athletic year.
- Over the past 10 years, LSU football attendance has averaged more than 70,000 fans per game. Last season, LSU set a school-record by averaging **90,491** fans a contest, a number that ranked fifth nationally. LSU's average of 90,491 fans a contest makes Tiger Stadium, on a Saturday night, **more populated than 52 of Louisiana's 64 parishes**.
- **LSU baseball set the standard in college baseball for attendance again** in 2002 as more than 275,000 fans watched the Tigers play at Alex Box Stadium in regular and postseason play.

CHAMPS Program

LSU sponsors a fully funded life skills program for student-athletes. The program is called CHAMPS, an acronym for **Challenging Athletes Minds for Personal Success**. Under the CHAMPS program, LSU sets up a number of projects and workshops that aid student-athletes in addressing day-to-day living situations, handling stress and preparing for post-college life.

Under the CHAMPS program, LSU also establishes community service projects in which student-athletes organize and participate. The LSU CHAMPS program sponsors an annual **Halloween "Boo-Zar"** on campus. The boozar is a trick-or-treat night in the LSU Field House in which athletes from all sports distribute candy to Baton Rouge area children. Each athletic team participates in CHAMPS workshops which educate them in life skills and personal development.

Community Involvement

Because of the athletic facilities on the LSU campus, Baton Rouge is able to attract many events and conventions that benefit the community in both public relations and monetary means. LSU has played host to such events as the National Sports Festival (now called the Olympic Festival) and the International Special Olympics. In 2001, LSU hosted the U.S. Senior Olympics and in the past has played host to the U.S. Junior National Track & Field Championships.

The LSU campus is annually the site of LHSA Track & Field Championships, bringing to campus thousands of young people and their parents. Most recently, **LSU hosted the 2002 NCAA Outdoor Track & Field Championships at Bernie Moore Stadium**.

Economic Impact

LSU has a tremendous impact on the economy of the Baton Rouge area. LSU sporting events bring money into the Baton Rouge economy, not only from throughout the state, but throughout the southeast.

According to a study by LSU economics professor Loren Scott, the existence of **LSU Athletics generates \$131 million in sales for businesses in the Baton Rouge community**, another \$40 million in household earnings and supports over 2,100 jobs in the Baton Rouge area.

Finances

The LSU Athletic Department is a totally **self-sufficient** auxiliary of the University. No state tax dollars are used to finance LSU athletics. All money spent by the Athletic Department is generated by the department through ticket sales, corporate sponsorships, radio and television revenue, the Tiger Gift Center and concessions, and is supplemented through revenue-sharing resulting from LSU's membership in the Southeastern Conference.

Individual Athletes

Year in and year out, LSU boasts some of the most renowned athletes in all of college athletics.

Two-time NBA Most Valuable Player and worldwide entertainment superstar **Shaquille O'Neal** delighted Tiger basketball fans for three seasons. PGA Champion **David Toms** played for the Tigers in the late 1980's, while Major League Baseball standouts **Todd Walker** and **Paul Byrd** learned their trade at Alex Box Stadium. Sometimes overlooked are some of the finest female athletes in the country in their respective sports: golfer **Meredith Duncan**, softball All-American **Britni Sneed** and women's basketball All-American **Marie Ferdinand** dazzled LSU fans in recent years.

Job Placement

Is there life after college athletics? LSU is helping to answer that question with a job placement program as part of the **Ninth Semester Program**. LSU works closely with the Career Placement Center on campus as well as professional recruiting services to offer advice to athletes on entering the job market upon graduation.

National Awards

LSU has had one winner each of the Heisman Trophy, Adolph Rupp Award and Golden Spikes Award, the premier individual awards in football, basketball and baseball. The **Heisman Trophy**, given annually to college football's best player, was won by **Billy Cannon** in 1959. The **Adolph Rupp Award**, which goes to college basketball's top player, was won by **Shaquille O'Neal** in 1991. The **Golden Spikes Award**, given to college baseball's most outstanding player each year, was won by **Ben McDonald** in 1989. Last year, **Josh Reed** added his name to the list as he claimed the **Biletnikoff Award**, which goes annually to the nation's top receiver.

National Team Championships (38)

Men's Basketball (1)	1935
Boxing (1)	1949
Football (1)	1958
Men's Golf (4)	1940, 1942, 1947, 1955
Men's Indoor Track (1)	2001
Women's Indoor Track (9)	1987, 1989, 1991, 1993, 1994, 1995, 1996, 1997, 2002
Men's Outdoor Track (4)	1933, 1989, 1990, 2002
Women's Outdoor Track (12)	1987, 1988, 1989, 1990, 1991, 1992, 1993, 1994, 1995, 1996, 1997, 2000
Baseball (5)	1991, 1993, 1996, 1997, 2000

SEC Team Championships (102)

Baseball (12)	1939, 1943, 1946, 1961, 1975, 1986, 1990, 1991, 1992, 1993, 1996, 1997
Men's Basketball (8)	1934-35, 1952-53, 1953-54, 1978-79, 1980-81, 1984-85, 1990-91, 1999-2000
Football (8)	1935, 1936, 1958, 1961, 1970, 1986, 1988, 2001
Men's Golf (15)	1937, 1938, 1939, 1940, 1942, 1946, 1947, 1948, 1953, 1954, 1960, 1966, 1967, 1986, 1987
Women's Golf (1)	1992
Gymnastics (1)	1981
Men's Swimming (1)	1988
Men's Tennis (4)	1976, 1985, 1998, 1999
Men's Indoor Track (4)	1957, 1963, 1989, 1990
Women's Indoor Track (10)	1985, 1987, 1988, 1989, 1991, 1993, 1995, 1996, 1998, 1999
Men's Outdoor Track (22)	1933, 1934, 1935, 1936, 1938, 1939, 1940, 1941, 1942, 1943, 1946, 1947, 1948, 1951, 1957, 1958, 1959, 1960, 1963, 1988, 1989, 1990
Women's Outdoor Track (8)	1985, 1987, 1988, 1989, 1990, 1991, 1993, 1996
Softball (4)	1999, 2000, 2001, 2002
Volleyball (4)	1986, 1989, 1990, 1991

Stadiavision

At all LSU football games in Tiger Stadium, basketball games at the Pete Maravich Assembly Center and baseball games at Alex Box Stadium, **live action is shown on monitors** near concession stands and restrooms so fans won't miss the action in progress.

Tiger Gift Center

LSU operates a fully stocked merchandise store within Tiger Stadium that gives fans a wide array of LSU clothing and memorabilia. The Gift Center is open on football, basketball and baseball game days for fans' convenience. A new satellite Gift Center near Mike the Tiger's cage is open for added customer convenience. The Tiger Gift Center also went worldwide during the 2000-01 season as LSU merchandise can now be purchased from anywhere in the world on LSU's website, www.LSUsports.net.

University Involvement

LSU continues to produce profits in its athletic department, despite generally difficult economic times for college athletic programs.

Athletics has contributed over \$7.5 million to the academic side of the University in the past 11 years. In 1994-95, athletics contributed \$100,000 to the LSU Libraries to assist in buying books and other materials necessary to keep LSU's library system among the finest in the nation, and in 1996 generated over \$30,000 by dedicating all ticket sales from the Spring Football Game to the libraries.

After the 1988-89 fiscal year, LSU Athletics donated \$2 million to the general fund of the University to help offset projected losses. LSU Athletics has also donated sizeable amounts of money to fund professorships and provide for repairs in academic facilities.



Dr. William L. Jenkins

President, LSU

On April 1, 1999, William L. Jenkins, formerly Chancellor of Louisiana State University and Agricultural and Mechanical College, became President of the LSU System, which includes nine institutions on 10 campuses in five cities, as well as 10 public hospitals in 10 cities.

A native of South Africa, Dr. Jenkins studied at the University of Pretoria, where he received his professional veterinary medicine degree in 1958 and specialist credentials in 1968. He received the Ph.D. degree from the University of Missouri, Columbia, in 1970. After practicing veterinary medicine for four years, he joined the faculty at the University of Pretoria, advancing through the ranks to become professor and head of the Department of Veterinary Physiology, Pharmacology, and Toxicology in 1971.

He moved to the U.S. in 1978 and joined the faculty in the Department of Veterinary Physiology and Pharmacology at Texas A&M University. He was appointed dean of the LSU School of Veterinary Medicine in 1988 and was named LSU's provost and vice chancellor for academic affairs in September 1993.

When he was appointed LSU's fifth Chancellor in November 1996, Dr. Jenkins reorganized the campus administration to be more effective and more responsive, and oversaw the development of a strategic plan to guide the University in its preparation for the challenges of the next century.

Over the years President Jenkins has received numerous teaching and service awards and recognitions, having been named the 1997 Communicator of the Year by the Public Relations Association of Louisiana and a Distinguished Alumnus by the University of Missouri. The regional chapter of Toastmasters International also presented him with its 1999 Communication and Leadership Award, and he was awarded the Vision of Excellence Award 2000 by the New Orleans Regional Chamber of Commerce

and the New Orleans Chapter of MetroVision. In addition, the University of Pretoria bestowed an honorary doctorate on Dr. Jenkins in September of 2000.

Dr. Jenkins has been active in continuing education and has delivered more than 150 lectures and addresses to diverse groups in both the United States and abroad. He has taught extensively at both the professional and graduate levels. He has published more than 60 scientific articles and has contributed 15 chapters to various textbooks. He is coauthor of a textbook on veterinary pharmacology.

Over the years, Dr. Jenkins has been a member of many professional organizations and select committees. Most recently, he served on the National Institute of Health's Alcohol Abuse and Misuse on College Campuses Committee and on a special Steering Committee of the Southern Association of Colleges and Schools to review accreditation criteria for colleges and universities.

Dr. Jenkins also is a member of the National Association of State Universities and Land Grant Colleges' Committee on Food and Society as well as the Committee on the Future of Coastal Louisiana.

His current community engagement includes serving on the boards of the Louisiana Endowment for the Humanities, Greater Baton Rouge Chamber of Commerce, Academic Distinction Fund, Council for a Better Louisiana, Arts Council of Greater Baton Rouge, and the Baton Rouge board of the National Conference for Community and Justice.

Dr. Jenkins and his wife, Peggy, have four children—Sharon Gwynn, Anthea, and Warren—and nine grandchildren.



Kenneth E. Carpenter, Faculty Athletics Representative

Dr. Kenneth E. Carpenter is in his first year as LSU's faculty representative in NCAA and Southeastern Conference matters.

Carpenter, a professor in the School of Architecture, has taught at LSU since 1986. He received his bachelor's degree in architecture from the University of Oklahoma in 1962 and his master's from Minnesota in 1967. Before joining the LSU faculty, he served at Clemson University as Associate Professor of Architecture from 1967-77; Ball State University, where he was Professor and

Chairman of the Department of Architecture, 1977-81; and, Iowa State University, serving as Professor and Chairman, Department of Architecture from 1981-86.

At LSU he served as the Dean of the College of Design from 1986-1997, Interim Executive Director of International Programs from 1997-98; and, Interim Dean, College of Art and Design, 2001-02.

Carpenter is a member of Phi Kappa Phi, the American Institute of Architects and the American Association of University Professors.



Dr. Mark A. Emmert

Chancellor, LSU

Dr. Mark A. Emmert was appointed chancellor of Louisiana State University and Agricultural & Mechanical College on April 16, 1999, becoming the sixth chancellor to lead the state's flagship University.

Prior to joining LSU, Emmert served as chancellor of the University of Connecticut, as provost and vice president for academic affairs at Montana State University, and held various faculty and administrative positions at the University of Colorado. He has served as a member of numerous academic and civic boards and organizations.

Both the Fulbright Commission and the American Council on Education have awarded fellowships to Emmert. He has also been inducted into Phi Kappa Phi Honor Society, Alpha Lambda Delta Scholastic Society, Golden Key Honor Society, and the Connecticut Academy of Arts and Sciences. He is active in the American Council on Education, the New England Council of Presidents, and the National Association of State Universities and Land-Grant Colleges, where he served as chair of the Council on Academic Affairs.

A native of Tacoma, Washington, Emmert holds a bachelor's degree in political science from the University of Washington and master's and doctoral degrees from the Maxwell School of Syracuse University. His scholarly

work has focused on public policy topics, as well as issues in organizational theory. He has published his research in leading journals within his field and has served on several editorial boards. He has also served as a visiting scholar and lecturer internationally, working in Australia, Hong Kong, Japan, and Panama.

He is married to DeLaine S. Emmert, a former elementary school teacher, who is active in community, university, and philanthropic organizations. They have two children, Stephen and Jennifer.



Chancellor Emmert celebrates the 2001 SEC Championship game victory with All-American Josh Reed.





The SKIP BERTMAN Legacy

Bertman's unyielding desire to succeed drove him to the pinnacle of his profession, and his astute knowledge of the game -- obtained from over 40 years of coaching -- combined with his steadfast determination and irrepressible enthusiasm transformed LSU Baseball into the nation's premier program.

National Championships

2000, 1997, 1996, 1993, 1991

SEC Championships

1997, 1996, 1993, 1992, 1991, 1990, 1986

Career Record (1984-2001)

870-330-3 (.724)

NCAA Tournament Record

89-29 (.754), highest winning pct.

National Coach of the Year

2000, 1997, 1996, 1993, 1991, 1986

College World Series Appearances

2000, 1998, 1997, 1996, 1994, 1993, 1991, 1990, 1989, 1987, 1986

Already a Louisiana Legend and one of the greatest college baseball coaches of all time, J. Stanley "Skip" Bertman augmented his impressive list of achievements in his first season as LSU's director of athletics. While supervising the Tigers' magnificent progress on the playing fields, he began to implement measures necessary to realize his vision of building the LSU athletics department into the best in the country. Bertman's bold and innovative plans promise to keep the Tigers among the nation's elite in all phases of collegiate athletics.

LSU's programs enjoyed remarkable success under Bertman's direction in 2001-02, as 18 of the Tigers' 20 sports participated in post-season competition. That accomplishment, along with improved graduation rates, increased team grade point averages and the construction of new academic facilities, foreshadow even more significant deeds in the second season of Bertman's tenure.

Bertman was named LSU's athletics director on January 19, 2001. With Bertman, LSU gained an athletics director who provides the leadership and experience necessary to manage the Tigers' nearly \$35 million budget.

Bertman guided LSU to five NCAA baseball titles, and his teams drew huge crowds to venerable Alex Box Stadium, as the Tigers led the nation in attendance in each of his final six seasons (1996-2001).

He also served as head coach of the 1996 U.S. Olympic team which captured the bronze medal in Atlanta.

Bertman continues to be honored for his remarkable coaching tenure, as he was inducted in June, 2002, into the Louisiana Sports Hall of Fame. He is scheduled to be inducted into the American Baseball Coaches Association Hall of Fame in January, 2003.

In a Baseball America poll released in January, 1999, Bertman was voted the second greatest college baseball coach of the 20th century, trailing only Rod Dedeaux of Southern California. Bertman and Dedeaux are the only coaches to win five CWS titles.

He had previously earned stellar recognition as one of the nation's brightest assistant coaches while at the University of Miami (Fla.) for eight seasons (1976-83). Before working at Miami, Bertman was renowned for his coaching excellence. In 11 seasons at Miami Beach High School, he directed the Hi-Tides to a state championship and two runners-up finishes. He was named Florida's Coach of the Year on three occasions.

In 1975, Bertman coached at Miami-Dade Downtown, leaving after one season to join legendary head coach Ron Fraser at Miami. The move was a homecoming of sorts, as Bertman spent his collegiate playing days with the Hurricanes as an outfielder and catcher from 1958-60. He earned his B.A. in health and physical education from Miami in 1961 and received his master's degree from UM in 1964.

Bertman and his wife Sandy are the parents of four daughters -- Jan, Jodi, Lisa and Lori. The Bertmans have two grandchildren -- Sophie Faith and Isaac Stanley, the children of Emile and Lori Bertman Guirard.



Dan Radakovich
Sr. Associate Athletics Director

Dan Radakovich enters his second year as LSU's senior associate athletics director after joining the University in May of 2001. He came to LSU after serving as director of athletics at American University in Washington D.C.

As LSU's senior associate athletic director, Radakovich oversees the daily operations of the LSU Athletic Department and he serves as Bertman's chief assistant.

Prior to his one-year stint at American University, Radakovich spent six years as the associate athletics director at South Carolina where he directed the financial operations for the Gamecocks' \$30 million athletic department budget. Radakovich also worked closely with South Carolina Athletics Director Mike McGee in laying the ground work for a new \$70 million arena being built in Columbia. He also served as the department liaison for marketing and promotional activities with Host Communications. Radakovich was also responsible for home event management as well as that of overseeing concessions, football travel and the video department.

During his tenure with South Carolina, Radakovich supervised the finances and logistics for \$33 million in facility improvements.

Radakovich served as the senior associate athletics director at Long Beach State from 1989-94. In that capacity, he managed a \$5 million budget and supervised the nationally recognized men's basketball and baseball programs. In addition, Radakovich reorganized the fund-raising operations and coordinated the production and sales of radio broadcasting packages.

Radakovich began his collegiate athletics career as the athletics business manager at the University of Miami in Coral Gables, Fla., from 1983-85. He worked in the private sector for five years before joining Long Beach State.

Radakovich, a native of Aliquippa, Pa., graduated from Indiana University of Pennsylvania in 1980 with a bachelor of science degree in finance. Radakovich was also a football letterwinner as well as a student coach at Indiana University of Pennsylvania. He then went on to earn his master's degree in business administration from the University of Miami in 1982.

Radakovich is married to the former Marcie McDonald and the couple has two children, Christian (12) and Grant (8).



Judy Southard
Associate Athletics Director/
Senior Women's Administrator

Judy Southard, who had a very successful career as both a head women's basketball coach and director of athletics, enters her second year as LSU's senior women's administrator after

joining the department last summer.

Southard came to LSU from Texas Woman's University, where she served as the school's director of athletics for nine years.

As LSU's senior women's administrator, Southard serves as the administrative liaison to the Tigers' nationally-recognized Olympic sports teams.

While at Texas Woman's University, Southard initiated a corporate partnership program for the athletic department that tripled the involvement of area businesses and corporations in Pioneer athletics. Southard also established the TWU Intercollegiate Athletics Hall of Fame and she played a key role in the addition of softball and soccer to TWU's list of intercollegiate sports. In 2000, Southard served as chair of the NCAA Division II Women's Basketball Committee.

Prior to her nine-year stint at Texas Woman's University, Southard served as head women's basketball coach at Marshall University in Huntington, W. Va., for 11 years, where she led the Lady Herd to five Southern Conference regular-season titles. During her 11 years at Marshall, Southard was named Southern Conference Coach of the Year three times and her career record of 178-130 still stands as a school record for women's basketball victories. Southard also served as assistant athletics director at Marshall from 1983-1988, including a four-month period when she was interim director.

Prior to her tenure at Marshall, Southard spent three years as head coach at Tennessee-Martin and she also served for one season as an assistant coach at Tennessee. As a high school teacher from 1970-77, Southard coached both basketball and tennis, leading her West Florence High School basketball team to the South Carolina 4A state title in 1976.

A native of Columbia, S.C., Southard earned a bachelor's degree in physical education and health from Coker College in 1970 followed by a master's degree in physical education from Tennessee in 1978.

The Southeastern Conference

PREVIEW

COACHES

TIGERS

REVIEW

RECORDS

HISTORY

THIS IS LSU

MEDIA



Setting the Standard in Intercollegiate Athletics in Softball

In only its sixth year of existence, SEC softball has made a name for itself across the nation.

The Southeastern Conference qualified a league-best seven teams for the 2002 NCAA Tournament - Alabama, Auburn, Arkansas, Georgia, LSU, Mississippi State and South Carolina. LSU was the lone SEC team to receive a No.1 seed, while USC was the only SEC school to host a regional. The seven teams from the SEC tied the PAC-10 for the most teams from one conference to make the 2002 NCAA Tournament. The NCAA Tournament bids for Auburn and Georgia this past season marked the first in each school's history.

In 2001 the SEC qualified four teams for the NCAA Tournament. LSU, Alabama, South Carolina and Florida all made yet another appearance in the tourney, while Mississippi State barely missed the field, despite being one of only four teams with a winning record in league play. LSU and Alabama both secured No. 1 seeds and both hosted a regional championship, marking the first time the SEC had two member schools achieve such an honor.

Trailing only the Pac-10, the SEC qualified a then-record number six teams for the 2000 NCAA Softball Tournament. LSU, Arkansas, Mississippi State, Alabama, Florida and SEC Tournament Champion South Carolina all made the field of 48.

The sport came under the auspices of the Southeastern Conference in the 1996-97 season. Since that time, eight different conference teams have made appearances in the NCAA Championship, including three Women's College World Series berths - one by South Carolina in the inaugural season, Alabama in 2000 and LSU in 2001. LSU reached the semifinals in 2001 and finished the season ranked third nationally. In 1999, four teams earned bids to postseason, the second most by any conference.

Seven teams (Alabama, Florida, Georgia, LSU, Mississippi State, South Carolina and Tennessee) have made Top 25 appearances and two teams have climbed into the Top 10 (Alabama and LSU) of the NFCA/USA Today Poll. At least one SEC team has been ranked in the poll each week since the

inception of SEC Softball. In 1999 alone, SEC teams made 29 appearances in the poll.

South Carolina is the flagship team of the league with a rich history in softball dating back 27 seasons. The Lady Gamecocks have made 10 NCAA Regional and three Women's College World Series appearances.

Mississippi State played softball for five seasons during the 1980's before resuming the sport when it was added to the SEC. Tennessee added softball in 1995-96, one year before its inception in the SEC. Alabama, Arkansas, Auburn, Florida, Georgia, Kentucky, LSU and Ole Miss began softball programs in 1996-97 to give the league 11 representatives (Vanderbilt does not sponsor softball).

The 1999 season was the first in which the conference was eligible for an automatic berth to the NCAA Championships.

In its first six seasons, the SEC has watched its newest sport gain in competitiveness and popularity. Two different teams have won the SEC regular season title as well as the tournament title. South Carolina has won both once and LSU has won both three times.



MORE ON SEC SOFTBALL

- 22 NCAA Regional Appearances
- Three Women's College World Series Appearance.
- 40 NCAA Regional Wins
- Eight different SEC teams have played in the NCAA Softball Championships
- SEC Teams have been ranked in every NFCA/USA Today poll since the inception of SEC softball
- SEC teams have made 63 Top 10 appearances in the NFCA/USA Today poll
- SEC Teams have won 272 games over Top 25 opponents in the past four years
- The SEC has made 23 appearances on FOX Sports Net South, including the 2002 SEC Tournament Championship Game



Media

Media Guidelines

The 2003 LSU Softball Media Guide is a source of information for the news media. Additional information is available upon request from the LSU Sports Information Office. News releases, photographs, color slides and videotapes will be made available to accredited members of the media.

LSU Sports Information Office

The LSU Sports Information Office is located on the fifth floor of the Athletic Administration Building on the corner of Nicholson Dr. and North Stadium Dr.

Media Credentials

Media Credentials should be requested at least two days prior to the day of a game. Passes will be left at the entrance to Tiger Park. All requests should be made by writing or calling Melissa Reynaud at the LSU Sports Information Office. Season passes can also be requested in this manner.

Postgame Interviews

Postgame interviews with coaches and players from both teams will be held on the field approximately 10 minutes following the day's final game. No interviews will be held between games of a double-header.

Game Information

Game information will be provided in the press box. NCAA boxscores and pertinent game information will be distributed to members of the working media following each game.

Visiting Radio


A phone line is located in the press box for visiting radio broadcasts by Southeastern Conference opponents. Other teams wishing to do radio broadcasts must contact Jim Hawthorne of the LSU Sports Network at (225) 578-1882.

Softball Practices

LSU practices are open to the media. Coach Girouard and players are available for interviews following practice. Please contact Melissa Reynaud at (225) 578-8226 to make arrangements.

Important Media Phone Numbers (225)

LSU Sports Information	578-8226
Melissa Reynaud	578-1869
Jim Hawthorne	578-1882
Press Box	578-0155



<http://media.lsusports.net>

Media can now access **images** for all LSU athletic teams, including action shots, heads shots, logos, etc. To gain access to the high-resolution pictures, e-mail LSU Softball SID Melissa Reynaud (mreynaud@lsu.edu). You will be assigned a login and password that will enable you to retrieve pictures. This service is for the media use only. Resale of these pictures is strictly prohibited.



Head coach Yvette Girouard being interviewed by an ESPN2 reporter during the Women's College World Series.



ESPN2 cameras catch pitcher Britni Sneed as she rests between innings.



(L-R) Dee Douglas, Stephanie Hastings, Yvette Girouard, Aleshia Perry, and Britni Sneed entertain media questions during the NCAA Regionals.



Head Coach Yvette Girouard speaks at the annual Softball Media Day each season.

LSU on the Television and Radio in 2003



LSU Softball on Television

LSU will have one game televised in the 2003 season. FoxSports will broadcast the March 16 game at South Carolina live as part of SEC-TV package. FoxSports will also broadcast the SEC Tournament championship game live on May 11.



2003 Television Schedule

TEAM	OPPONENT	TIME	NETWORK
March 16	South Carolina	1 p.m.	FoxSports
May 11	SEC Tournament Final	12:30 p.m.	FoxSports



Head Coach Yvette Girouard is interviewed by the voice of LSU Softball Patrick Wright. Wright has called the last six seasons.

LSU Softball on the Radio

LSU softball begins its seventh season of extensive radio coverage, as the LSU Sports Network will broadcast 29 of the 30 Southeastern Conference games beginning March 9 against Tennessee at 11 a.m. In addition, the network will broadcast the game against in-state rival Nicholls State on March 12 at 6:30 p.m. and traditional rival Southern Miss on April 29 at 6:30 p.m. All postseason games will be broadcast as well.

The LSU Sports Network, the LSU Athletic Department's in-house radio network, will bring LSU softball to its many affiliates across the state of Louisiana with game broadcasts in the Baton Rouge area on 107.3 FM. This marks the fifth year LSU softball has been on the Baton Rouge FM station. Its 6,000-watt signal will allow Tiger fans throughout southeast Louisiana to hear the excitement of LSU softball.

Patrick Wright will be back as the voice of LSU softball, calling the play-by-play action of all the games. Wright has been at the mike for the Tigers for the past six seasons and has also served as the voice of the LSU women's basketball team for 12 seasons.



The following games can be heard on the radio this season:

DATE	OPPONENT	LOCATION	TIME
March 9	Tennessee	Baton Rouge, La.	11 a.m.
March 12	Nicholls State	Baton Rouge, La.	6:30 p.m.
March 15	South Carolina	Columbia, S.C.	1/3 p.m.
March 16	South Carolina	Columbia, S.C.	12 p.m.
March 22	Georgia	Athens, Ga.	Noon/2 p.m.
March 23	Georgia	Athens, Ga.	Noon
March 26	Mississippi State	Starkville, Miss.	5/7 p.m.
March 27	Mississippi State	Starkville, Miss.	4 p.m.
March 29	Alabama	Baton Rouge, La.	4/6 p.m.
March 30	Alabama	Baton Rouge, La.	1 p.m.
April 12	Kentucky	Baton Rouge, La.	11 a.m./1 p.m.
April 13	Kentucky	Baton Rouge, La.	11 a.m.
April 18	Ole Miss	Baton Rouge, La.	5:30/7:30 p.m.
April 19	Ole Miss	Baton Rouge, La.	1 p.m.
April 22	Arkansas	Baton Rouge, La.	5:30/7:30 p.m.
April 23	Arkansas	Baton Rouge, La.	2 p.m.
April 26	Auburn	Auburn, Ala.	Noon/2 p.m.
April 27	Auburn	Auburn, Ala.	Noon
April 29	Southern Miss	Baton Rouge, La.	6:30 p.m.
May 3	Florida	Gainesville, Fla.	Noon/2 p.m.
May 4	Florida	Gainesville, Fla.	10 a.m.
May 8	SEC Tournament	Plant City, Fla.	TBA
May 15-18	NCAA Regional	TBA	TBA
May 22-26	WCWS	Oklahoma City, Okla.	TBA

Listen Live:

www.lsusports.net

All games listed above can be heard on the Official Website of LSU Athletics, www.LSUsports.net.

LINK

Newspapers

Baton Rouge

The Advocate
P.O. Box 588
Baton Rouge, LA 70821
Exec.Sports Editor: Butch Muir
Asst.Sports Editor: Matt Randolph
Beat: William Weathers
Phone: (225) 383-1111
Fax: (225) 388-0318
E-mail: sports@theadvocate.com

LSU Daily Reveille
Room 39, Hodges Hall, LSU
Baton Rouge, LA 70140
Sports Editor/Beat: Larry Holder
Phone: (225) 578-8676
Fax: (225) 578-1698
E-mail: sports@reveille.stumedia.lsu.edu

New Orleans

Times-Picayune
3800 Howard Avenue
New Orleans, LA 70140
Sports Editor: David Meeks
Sports Editor: Peter Finney
(columnist)
Phone: (504) 826-3405
Fax: (504) 826-3401
e-mail: sports@timespicayune.com
Beat Writer: Jim Kleinpeter
Kleinpeter Address:
6041 Destrehan Dr.
Baton Rouge, LA 70808
Kleinpeter Home: (225) 769-9291
Kleinpeter Fax: (225) 763-9211

Other newspapers:

The Shreveport Times
222 Lake Street
Shreveport, LA 71130
Sports Editor: John McCloskey
Phone: (318) 459-3300
Fax: (318) 459-3301
E-mail: sports@shreveporttimes.com

Lake Charles American Press
P.O. Box 2893
Lake Charles, LA 70602
Sports Editor: Scooter Hobbs
(columnist)
Phone: (337) 494-4069
Fax: (337) 439-4036
E-mail: sports@americanpress.com

Alexandria Daily Town Talk
P.O. Box 7558
Alexandria, LA 71301
Sports Editor: John Marcase
Phone: (318) 487-6351
Fax: (318) 487-6315
E-mail: sports@thetowntalk.com
Beat Writer: Dave Moormann
Moormann address:
7536 Lew Hoad Ave.
Baton Rouge, LA 70810
Moormann office/fax:
(225) 766-5231
E-mail: dmnsoc@bellsouth.net

Monroe News-Star
411 No. Fourth Street
Monroe, LA 71201
Sports Editor: Barry Johnson
Phone: (318) 362-0267
Fax: (318) 362-0273
E-mail: sports@gannett.com

Lafayette Daily Advertiser
P.O. Box 3268
Lafayette, LA 70502
Sports Editor: Bruce Brown
Phone: (337) 289-6303
Fax: (337) 289-6443
E-mail: bbrown@theadvertiser.com

Opelousas Daily World
P.O. Box 1179
Opelousas, LA 70570
Sports Editor: Tom Dodge
Phone: (318) 942-4971
Fax: (318) 948-6572
E-mail: tomdodge@dailyworld.com

Television Stations

Baton Rouge
WAFB-TV (CBS Affiliate - Ch.9)
844 Government Street
Baton Rouge, LA 70802
Sports Director: Steve Schneider
Reporter: Jacques Doucet
Phone: (225) 336-8891
Fax: (225) 379-7880
E-mail: wafbports@raycommmedia.com

WBRZ-TV (ABC Affiliate - Ch.2)
P.O. Box 2906
Baton Rouge, LA 70821
Sports Director: Joe Aiello
Reporters: Nick Foley
Michael Cauble
Phone: (225) 336-2361
Fax: (225) 336-2347
E-mail: nick@wbrz.com

WVLA-TV (NBC Affiliate - Ch.33)
5220 Essen Lane
Baton Rouge, LA 70809
Phone: (225) 766-3233
Fax: (225) 768-9191

Tiger Television (LSU Campus Station)
Hodges Hall, LSU
Baton Rouge, LA 70894
Phone: (225) 578-8687
Fax: (225) 578-1698

New Orleans
WWL-TV (CBS Affiliate - Ch.4)
1024 No. Rampart Street
New Orleans, LA 70116
Sports Director: Jim Henderson
Reporters: Lee Zurik, Juan Kincaid
Producers: Tom Planchet
Phone: (504) 529-6291
Fax: (504) 529-6472

WDSU-TV (NBC Affiliate - Ch.6)
846 Howard Avenue
New Orleans, LA 70113
Sports Director: Rich Lenz
Reporter: Matt Lambert
Phone: (504) 679-0657
Fax: (504) 679-0733

WGNO-TV (ABC Affiliate - Ch.26)
ITM Building
New Orleans, LA 70112
Sports Director: Harry McCulla
Phone: (504) 619-6328
Fax: (504) 619-6332

WVUE-TV (FOX Affiliate - Ch.8)
P.O. Box 13847
New Orleans, LA 70185
Sports Director: Joe Trahan
Reporters: Darrell Green
Adam Norris
Phone: (504) 483-1542
Fax: (504) 483-1543

Wire Services

Associated Press
1001 Howard Avenue, Suite 200-A
New Orleans, LA 70113
Sports Editor: Mary Foster
Phone: (504) 523-3931
Fax: (504) 586-0531
E-mail: nrle@ap.org

Specialty Media

Tiger Rag
P.O. Box 496
Baton Rouge, LA 70821-0496
Editor/Beat: Matt Deville
Phone: (225) 383-5271
Fax: (225) 343-4785

Purple & Gold
4919 Jamestown Ave., Suite 203
Baton Rouge, LA 70808
Editor: Scott McKay
Phone: (225) 926-6300
Fax: (225) 231-1879
E-mail: scott@purpleandgold.com

Radio Stations

The Eagle 98.1 FM/Jammin' 107.3 FM
(LSU Radio Network Flagship)
P.O. Box 2331
Baton Rouge, LA 70821
Phone: (225) 388-9898
Fax: (225) 499-9800

Louisiana Network
263 Third Street, 5th Floor
Baton Rouge, LA 70801
Sports: Jeff Palermo
Phone: (225) 383-8788
Fax: (225) 342-9950

WJBO-AM 1150/WSKR-AM 1210
P.O. Box 14061
Baton Rouge, LA 70898-4061
Phone: (225) 231-1860
Fax: (225) 499-9696
Sports: Jon Fine, Tommy Krysan,
Jimmy Ott, Buddy Songy,

KLSU-FM 91.1
Hodges Hall, LSU
Baton Rouge, LA 70894
Phone: (225) 578-5911
Fax: (225) 578-1698

WWL-AM 870
1450 Poydras Street
Suite 440
New Orleans, LA 70112
Sports Talk: Buddy Diliberto
Phone: (504) 593-6376
Fax: (504) 593-1850
E-mail: buddyd@wwlmail.com

LSU COMMUNICATIONS

LSU Sports Network

P.O. Box 25095
Baton Rouge, LA 70894
Director: Jim Hawthorne
Phone: (225) 578-1882
Fax: (225) 578-1861

Play-by-Play: Patrick Wright
Color Analyst: Kent Lowe

Television

P.O. Box 25095
Baton Rouge, LA 70894
Director: Kevin Wagner
Asst. Director: John Schiebe
Asst. Director: Paul Danna
Phone: (225) 578-1797
Fax: (225) 578-1861

Sports Information

P.O. Box 25095
Baton Rouge, LA 70894
SID: Michael Bonnette
Sr. Assoc. SID: Kent Lowe
Assoc. SIDs: Laurie Cannon
Bill Franques
Brian Miller
Melissa Reynaud
Pub. Coord.: Jason Feirman
Graphic Artist: Marie Brewer
Photography: Steve Franz
Secretary: Pat Fredericks
Phone: (225) 578-8226
Fax: (225) 578-1861
Website: www.LSUsports.net

Alabama (205) 348-6084



P. O. Box 870391
Tuscaloosa, AL 35487-0391
Fax: (205) 348-8841
Press Box: (205) 348-0909
www.rolltide.com

SoftballContact: John Hayden
jhayden@ia.ua.edu

Larry White, Assoc. AD/Media Relations
Becky Hopf, Associate Director
Barry Allen, Assistant Director
John Hayden, Assistant Director
Brian Morgan, Assistant Director
Roots Woodruff, Assistant Director

Arkansas (479) 575-5037



Women's Department
131 Barnhill Arena
Fayetteville, AR 72701
Fax: (479) 575-7410
Press Box: (479) 575-5292
www.ladybacks.com

SoftballContact: Jeri Thorpe
jthorpe@uark.edu

Bill Smith, Associate Athletic Director
Jeri Thorpe, Assistant Director
Phil Pierce, Assistant Director

Auburn (334) 844-9180



P. O. Box 351
Auburn, AL 36831-0351
Fax: (334) 844-9708/9807
www.auburntigers.com

SoftballContact: Thomas Stepp
steptc@auburn.edu

Meredith Jenkins, Assistant AD/Director
Chuck Gallina, Associate Director
Kirk Sampson, Associate Director
Mendy Nestor, Associate Director
Dan Froelich, Assistant Director

Florida (352) 375-4683, ext. 6128



P. O. Box 14485
Gainesville, FL 32604
Fax: (352) 375-4809
Press Box: (352) 379-3066
www.gatorzone.com

SoftballContact: Heidi Johnson
heidij@gators.uaa.ufl.edu

Norm Carlson, Asst. AD/Communications
Steve McClain, Asst. AD/Sports Information
Mary Howard, Asst. AD/Sports Information
Kathy Cafazzo, Associate Director
Fred Demarest, Associate Director
Zack Higbee, Assistant Director
Greg Hotchkiss, Assistant Director
Heidi Johnson, Assistant Director
LeeAnne Sears, Coordinator

Georgia (706) 542-1621



P. O. Box 1472
Athens, GA 30603
Fax: (706) 542-9339
Press Box: (706) 227-7127
www.georgiadogs.com

SoftballContact: Matt Hall
mhall@sports.uga.edu

Claude Felton, Sr. Assoc. AD/External Affairs
Tim Hix, Associate Director
Chris Lakos, Associate Director
Mike Mobley, Associate Director
John Curran, Assistant Director
Jenn Garrett, Assistant Director
Tyler Sabo, Assistant Director

Kentucky (859) 257-3838



Memorial Coliseum, Room 23
Lexington, KY 40506
Fax: (859) 323-4310
Press Box: (859) 257-9403
www.ukathletics.com

SoftballContact: Patrick Mitchell
pmitc2@uky.edu

Brooks Downing, Media Relations Director
Tony Neely, Media Relations Director
Susan Lax, Associate Director
Amanda Polley, Assistant Director

LSU (225) 578-8226



P. O. Box 25095
Baton Rouge, LA 70894-5095
Fax: (225) 578-1861
Press Box: (225) 578-0155
www.LSUsports.net

SoftballContact: Melissa Reynaud
mreynaud@lsu.edu

Michael Bonnette, Sports Information Director
Kent Lowe, Sr. Associate Director
Laurie Cannon, Associate Director
Bill Franques, Associate Director
Brian Miller, Associate Director
Melissa Reynaud, Assistant Director
Jason Feirman, Publications Coordinator
Marie Brewer, Graphic Artist

Ole Miss (662) 915-7522



P. O. Box 217
University, MS 38677
Fax: (662) 915-7006
Press Box: (662) 915-7851
www.OleMissSports.com

SoftballContact: Kyle Campbell
ekcampbe@olemiss.edu

Langston Rogers, Assoc. AD/Sports Info.
Lamar Chance, Associate Director
Rick Stupak, Associate Director
Kyle Campbell, Assistant Director
Kim Ling, Assistant Director
Katy Lonergan, Assistant Director

Mississippi St. (662) 325-7556



P. O. Box 5308
Mississippi State, MS 39762
Fax: (662) 325-2563/3654
Press Box: (662) 325-7546
www.msstate.edu/athletics

SoftballContact: Todd Anderson
tanderson@athletics.msstate.edu

Mike Nemeth, Assoc. AD/Media Relations
David Rosinski, Associate Director
Todd Anderson, Assistant Director
John R. Cade, Assistant Director
Joe Dier, Assistant Director
Laura McCoy, Assistant Director

South Carolina (803) 777-8017



Rex Enright Athletic Center
Columbia, SC 29208
Fax: (803) 777-2967
Press Box: (803) 777-8428
www.uscsports.com

SoftballContact: Ayanna Wakefield
ayanna@gwm.sc.edu

Kerry Tharp, Assoc. AD/Sports Info.
Brian Binette, Asst. Director/Internet Manager
Cheryl Harden, Assistant Director
Ayanna Wakefield, Assistant Director
Michelle Schmitt, Director of Special Events
Julie Long, Publications Director

Tennessee (865) 974-4275



Women's Department
117 Stokely Athletics Center
Knoxville, TN 37996-3110
Fax: (865) 974-8875
Press Box: (865) 673-6693
www.utladyvols.com

SoftballContact: John Hines
johnhines@utk.edu

Debby Jennings, Associate Athletic Director
John Hines, Assistant Director
Eric Trainer, Assistant Director

SEC (205) 458-3010



2201 Richard Arrington
Boulevard North
Birmingham, AL 35203
Fax: (205) 458-3030
www.secsports.com

SoftballContact: Tim Andrzejewski
mediaintern@sec.org

Charles Bloom, Associate Commissioner
Tammy Wilson, Associate Director
DeWayne Peevy, Assistant Director
Chuck Dunlap, Assistant
Tim Andrzejewski, Intern

Comprehensive Coverage of All 20 LSU Varsity Sports

LSUsports.net is your FREE, 24-hour Tiger sports spectacular—and when you see it here, it's the official, final word from LSU. Surf the site that roars and discover:

- The most complete, up-to-date news and information on LSU Athletics
- Rosters and schedules for all Tiger teams
- Real-time statistical updates during LSU sporting events
- Live streaming audio from football, basketball, baseball and softball games and other special events
- Running scoreboard of all events
- View Tiger Stadium, Alex Box Stadium and PMAC seating online—check out your view of the field or court from the exact location of your tickets!
- Online ticketing
- Online Gift Center with LSU merchandise





The Diamond Backers

The LSU Softball Diamond Backers is a booster club of softball families and fans that support the Tigers with not only financial contributions, but also their loyal attendance and support at each game. The Diamond Backers' donations help insure that the Tigers remain among the elite college softball teams. The contributions are used to help upgrade softball facilities, purchase equipment and enhance student-athlete and coaching needs.

For more information concerning the Diamond Backers organization, call (225) 578-3947

Diamond Members

Andrea Babin
Daniel Bourque, M.D., A.P.M.C.
John Burke
Randy Connor
Joe & Sheri Danos
Denise Fortenberry
Alton & Rose Mary Girouard
Global Santa Fe
J. Connor Consulting, Inc.
Donald & Nancy LeBlanc
Pastime Restaurant

Gold Members

Robin Alexander
Bill & Fran Beck
Denise M. Fuson
Lynn & Davis Gueymard
Kent Lowe
John & Joyce Lynam
Dr. Paul Neumann
Robbie & Nancy Schmidt
Tingle Bengals - Diane, Denise,
Carol, Jan & Mary Alice

Purple Members

Sam & Gail Bass
Barry & Rita Blair
Mike & Becky Brice
Lisa Daley
Lawrence & Cheryl Delahoussaye
JC (Sonny) Gilbert
Janice & Billy Guitreau
Richard & Mona Hudson
Laura & Buddy Leach
Jerry Oubre
Linake & Leora Romero
"Sam" Shaw Family - Ashley,
Brooke, Blaine & Mark
Steve & Beth Tope
Elaine & Denis Webre
Leah White

Base Members

Sharon Berkholz
Bernie & Jessica Braun
Carla Breaux
Linwood J Broussard, CLU, ChFC,
MSFS, CFP
Tisa Broussard
Betty Brousseau
Nancy Conravey
Pat Cormack
Helen L. Funk
Joanne Gaudet
Edward Girouard
Nelwyn Greer
Linda & Jackson Hill
Freddie Martin
Beazie
Maureen & Allison McCullough
Carol Lee Moore
Barbara (Bobbi) Sevier
Kathy Theriot
David Wendt Family
Ron Ziober