

# 2015 LSU Gymnastics Media Supplement




**TABLE OF CONTENTS**

1.....	Table of Contents	20 .....	Scholastic All-Americans
2.....	LSU Radio/TV Roster	21.....	SEC Academic Honor Roll Members
3.....	Quick Facts	22.....	Letterwinners List
4 .....	Bios	23.....	Perfect 10.00 Scores
5.....	Bios	24.....	All-Time 197-Plus Scores
6 .....	Bios	25.....	Individual Title Records (Season/Career)
7.....	Bios	26.....	Individual Highest Event Scores
8 .....	Bios	27.....	Team Highest Event Scores
9 .....	Bios	28.....	SEC Championship & Postseason Finishes
10.....	Bios	29.....	Top Home Attendance Figures/Home Record
11 .....	Bios	30 .....	Opponent Records
12 .....	Head Coach D-D Breaux Bio	31 .....	Opponent Records
13 .....	Associate Head Coach Jay Clark Bio	32.....	Year-by-Year Results
14.....	Assistant Coach Bob Moore Bio	33.....	Year-by-Year Results
15 .....	Individual National Champions	34.....	Year-by-Year Results
16.....	All-Americans	35.....	Year-by-Year Results
17 .....	NCAA Postseason Team Records	36.....	Year-by-Year Results
18.....	SEC Team Records and Individual Awards	37.....	Year-by-Year Results
19.....	NCAA Postseason Individual Records		




**RHEAGAN COURVILLE**  
AA • 5-4 • Sr. • 3L  
Baton Rouge, La.



**SYDNEY EWING**  
AA • 5-0 • So. • 1L  
Lafayette, La.



**MICHELLE GAUTHIER**  
V, BB, FX • 5-4 • Jr. • 2L  
Mandeville, La.




**ASHLEIGH GNAT**  
AA • 5-0 • So. • 1L  
Lake Mary, Fla.



**LLOIMINCIA HALL**  
AA • 4-11 • Sr. • 3L  
Dallas, Texas



**MYIA HAMBRICK**  
AA • 5-1 • Fr. • HS  
Temple, Ga.




**JESSIE JORDAN**  
AA • 5-3 • Sr. • 3L  
Houston, Texas



**ERIN MACADAEG**  
AA • 4-9 • Fr. • HS  
Redwood City, Calif.



**KYLIE MORAN**  
UB, BB • 5-2 • Fr. • HS  
St. Petersburg, Fla.



**SHONACEE OLIVA**  
AA • 5-2 • So. • 1L  
Clermont, Fla.



**BRITNEY RANZY**  
AA • 5-3 • Sr. • 2L  
Chesapeake, Va.




**JESSICA SAVONA**  
AA • 4-11 • Jr. • 2L  
Mississauga, Ontario



**SCARLETT WILLIAMS**  
V, BB • 5-5 • Sr. • TR  
Baton Rouge, La.



**RANDII WYRICK**  
AA • 5-5 • Jr. • 2L  
Las Vegas, Nev.



**SHAE ZAMARDI**  
AA • 5-3 • So. • 1L  
Vancouver Island, B.C.



**D-D BREAU**  
Head Coach  
38th Season



**JAY CLARK**  
Associate Head Coach  
3rd Season



**BOB MOORE**  
Assistant Coach  
16th Season



**ASHLEIGH CLARE-KEARNEY**  
Volunteer Assistant Coach  
5th Season

## LSU QUICK FACTS

### UNIVERSITY INFORMATION

Location..... Baton Rouge, La.  
 Founded.....1860  
 Enrollment.....30,451  
 Nickname.....Tigers or Fighting Tigers  
 Colors.....Purple and Gold  
 Mascot.....Mike VI (live Bengal Tiger)  
 Arena.....Pete Maravich Assembly Center (13,215)  
 Conference.....Southeastern  
 President/Chancellor.....Dr. F. King Alexander  
 LSU Vice Chancellor/Director of Athletics.....Joe Alleva  
 Senior Woman Administrator.....Miriam Segar  
 Faculty Representative.....Dr. Bill Demastes

### COACHING INFORMATION

Head Coach.....D-D Breaux  
 Alma Mater, Year.....LSU, 1976  
 Overall Record.....650-404-8 (38th season)  
 Career Record.....Same  
 Regular Season.....443-247-6 (.642)  
 Postseason.....207-157-2 (.568)  
 Associate Head Coach.....Jay Clark (3rd season)  
 Assistant Coach.....Bob Moore (16th season)  
 Vol. Assistant Coach.....Ashleigh Clare-Kearney (5th season)

### TEAM INFORMATION

2014 Overall Record.....26-9  
 2014 SEC Record/Finish.....5-2/3rd  
 2014 NCAA Regional Finish.....First  
 2014 NCAA Championships Finish.....Third  
 2014 High Score.....198.325  
 Letterwinners Returning/Lost.....11/6  
 All-Americans Returning/Lost.....7/3  
 Newcomers.....4

### GYMNASTICS HISTORY

Program Founded.....1975 (40 seasons)  
 NCAA Individual Championships.....10  
 NCAA Postseason Appearances.....32  
 NCAA Championships Appearances.....25  
 NCAA Super Six Appearances.....4  
 NCAA Championships.....0  
 NCAA Regional Titles.....13  
 Conference Championships.....1  
 All-America Honors.....146  
 All-Time Record in the PMAC.....257-55-3 (41st season)

### SPORTS INFORMATION

Sports Information Director.....Michael Bonnette  
 Gymnastics SID.....Jake Terry  
 Office Phone Number.....(225) 578-7678  
 E-mail Address.....jterry9@lsu.edu  
 Sports Information Fax Number.....(225) 578-1861  
 Web site.....www.LSUsports.net  
 Official Facebook Page.....www.Facebook.com/LSUgym  
 Official Twitter Account.....@LSUgym  
 Official Instagram Account.....@LSU\_gym  
 Official YouTube Page.....www.YouTube.com/LSUgymnastics

### SPORTS INFORMATION ADDRESS

Mailing Address:  
 LSU Sports Information  
 Athletics Administration Building  
 Baton Rouge, LA 70803  
 Overnight Address:  
 LSU Sports Information  
 LSU Athletics Administration Building  
 Nicholson Dr. at N. Stadium Dr.  
 Baton Rouge, LA 70803

### PHONE DIRECTORY

LSU Gymnastics Office.....(225) 578-5050  
 Athletics Department.....(225) 578-8001  
 Sports Information Office.....(225) 578-8226

### LIVE STATS


Live statistics will be available at all LSU gymnastics home meets.  
 To view the stats and video, log on to [www.LSUsports.net](http://www.LSUsports.net) prior to the meet.

### 2015 ROSTER

Name	Events	Ht.	Cl.	Hometown/Previous School (Club)
Rheagan Courville	AA	5-4	Sr.	Baton Rouge, La./University HS (LAGTC)
Sydney Ewing	AA	5-0	So.	Lafayette, La./Lafayette HS (Acadiana)
Michelle Gauthier	VT, BB, FX	5-4	Jr.	Mandeville, La./Lakeshore HS (Northshore)
Ashleigh Gnat	AA	5-0	So.	Lake Mary, Fla./Lake Mary HS (ACE)
Lloimincia Hall	AA	4-11	Sr.	Dallas, Texas/Townview Magnet Center (Texas Dreams)
Myia Hambrick	AA	5-1	Fr.	Temple, Ga./Temple HS (West Georgia)
Jessie Jordan	AA	5-3	Sr.	Houston, Texas/Manvel HS (Houston Gymnastics Center/Zenith Elite)
Erin Macadaeg	AA	4-9	Fr.	Redwood City, Calif./Carlmont HS (San Mateo)
Kylie Moran	UB, BB	5-2	Fr.	St. Petersburg, Fla./St. Petersburg HS (Tampa Bay Turners)
Shonacee Oliva	AA	5-2	So.	Clermont, Fla./Lake Minneola HS (Brandy Johnson's)
Britney Ranzy	AA	5-3	Sr.	Chesapeake, Va./Oregon State (Excalibur)
Jessica Savona	AA	4-11	Jr.	Mississauga, Ontario/Abbey Park HS (Oakville)
Scarlett Williams	V, BB	5-5	Sr.	Baton Rouge, La./Arkansas (Elite)
Randii Wyrick	AA	5-5	Jr.	Las Vegas, Nev./Canyon Springs HS (Brown's Las Vegas)
Shae Zamardi	AA	5-3	So.	Vancouver Island, B.C./Terry Fox Secondary (Flicka)

### PRONUNCIATION GUIDE

Michelle Gauthier.....GO-chay  
 Ashleigh Gnat.....Natt  
 Lloimincia Hall.....Loy-MEN-see-uh  
 Myia Hambrick.....MY-uh  
 Erin Macadaeg.....MACK-uh-daeg  
 Kylie Moran.....More-ANN  
 Shonacee Oliva.....SHAWN-uh-see Oh-LEE-vuh  
 Jessica Savona.....Suh-VO-nuh  
 Shae Zamardi.....Shay Zuh-MAR-dee  
 D-D Breaux.....Bro  
 Ashleigh Clare-Kearney.....KER-nee



## Rheagan Courville

All-Around

5-4 • Sr. • 3L

Baton Rouge, La. (LAGTC)

- 2014 NCAA Vault National Champion
- 2014 First-Team All-American (VT, UB, AA)
- 2014 First-Team Regular Season All-American (VT, AA)
- 2014 Second-Team Regular Season All-American (UB, BB, FX)
- 2014 Central Region Co-Gymnast of the Year

- 2014 All-SEC
- 2014 SEC Gymnast of the Week (at Metroplex Challenge)
- 2014 NACGC/W Scholastic All-American
- 2014 SEC Academic Honor Roll
- 2013 NCAA Vault National Champion
- 2013 NCAA All-Around National Runner-Up
- 2013 First-Team All-American (VT, FX, AA)
- 2013 First-Team Regular Season All-American (VT, AA)
- 2013 Second-Team Regular Season All-American (BB)
- 2013 Central Region Gymnast of the Year
- 2013 SEC Gymnast of the Year
- 2013 SEC All-Around, Vault & Beam Champion
- 2013 All-SEC
- 2013 SEC Gymnast of the Week (vs. NC State, at Missouri)
- 2013 SEC Academic Honor Roll
- 2012 First-Team All-American (VT, AA)
- 2012 First-Team All-SEC
- 2012 Freshman All-SEC
- 2012 SEC Freshman of the Week (vs. Kentucky, vs. Alabama, vs. West Virginia)
- 2012 SEC First-Year Academic Honor Roll

One of the nation's elite all-arounders and one of the best gymnasts in LSU history ... Two-time reigning NCAA vault national champion, school-record 16-time All-American, three-time SEC champion, three-time All-SEC performer, two-time Central Region Gymnast of the Year and 2013 SEC Gymnast of the Year ... Enters her senior season with 71 career individual titles, a figure that ranks fifth in school history ... Is the first gymnast in LSU history to win two national titles on vault and the third Tiger to claim multiple national titles, joining Ashleigh Clare-Kearney and Susan Jackson ... Ranks third in program history with 21 career all-around titles ... One of only four gymnasts in LSU history with multiple perfect 10.0 scores on vault ... Consummate team player who serves as a vocal leader for the squad as well as a leader by example.

### JUNIOR SEASON (2014)

Won a share of the NCAA vault national title for the second straight season with a 9.9750 score at the NCAA Individual Event Finals (4/20), and the 9.9750 ranks as the highest score to win the vault national title in NCAA history ... Earned eight All-America honors in 2014 with five honors during the regular season (two first-team and three second-team marks) and three first-team honors at the NCAA Championships ... Continued her run as one of the nation's top gymnasts by earning a Top 25 national ranking in all five categories this season: No. 2 in the all-around, No. 7 on vault, No. 13 on bars, No. 9 on beam and No. 11 on floor ... Competed in the all-around in all 15 team meets ... Finished with 26 individual titles this season with eight in the all-around, seven on vault, four on bars, four on beam and three on floor ... Posted seven all-around totals of 39.600 or higher, the most in one season since Ashleigh Clare-Kearney did it seven times in 2008 ... Tied her career high on vault with a perfect 10.0 at the Metroplex Challenge (2/15) ... Became the fourth gymnast in LSU history to score multiple 10s on vault, joining Jennifer Wood, Clare-Kearney and April Burkholder ... Matched her career high on bars with a 9.95 (twice) and tallied a new career high on beam with a 9.975 in the NCAA Baton Rouge Regional (4/5) ... Named SEC Gymnast of the Week after she tied her career high with a 39.750 in the all-around at the Metroplex Challenge ... Voted the NACGC/W Central Region Co-Gymnast of the Year, receiving the award for the second straight season ... Earned All-SEC honors for the third consecutive year by finishing second on beam at the SEC Championship (3/22) ... Finished the season with a 9.922 average on vault, 9.858 average on bars, 9.843 average on beam, 9.903 average on floor and a 39.522 average in the all-around ... Recorded 37 scores of 9.90 or higher with 13 on vault, 10 on floor, seven on bars and seven on beam ...

Named to the SEC Academic Honor Roll and earned Scholastic All-America honors.

### SOPHOMORE SEASON (2013)

Capped one of the finest seasons in LSU history by winning the NCAA vault national title with a 9.9250 score at the NCAA Individual Event Finals (4/21) ... Became the sixth gymnast in LSU history to win an individual national title, the third to win on vault (Susan Jackson '08, Ashleigh Clare-Kearney '09) and the second to do it as a sophomore (Jackson '08) ... Finished as the national runner-up in the all-around by the slimmest of margins, .025, with a 39.575 at the NCAA Championships Semifinal I (4/19) ... Tallied six All-America honors, including five first-team marks, with three All-America honors at the NCAA Championships and three regular season honors, which was first awarded in 2013 based on a gymnast's final regular season ranking in each of the four events and the all-around ... Led the nation with nine all-around titles, and the nine titles ranked third in single-season LSU history behind Susan Jackson's 11 in 2010 and Sandra Smith's 10 in 1980 ... Competed in the all-around in all 15 meets ... Named the NACGC/W Central Region Gymnast of the Year and the SEC Gymnast of the Year, becoming the fourth Tiger gymnast to win the league's top honor ... Is the first LSU gymnast in history to win three titles at one SEC Championship event as she captured the all-around, vault and beam titles at the SEC Championship (3/23) ... Became the third LSU gymnast to win the SEC all-around title, joining Rachelle Fruge' (1991) and Ashleigh Clare-Kearney (2008) ... Her 39.750 career-high all-around ranks as the eighth-highest all-around total in school history and the best all-around total ever for an LSU gymnast at the SEC Championship ... Achieved All-SEC honors for the second straight season ... Finished the regular season ranked No. 5 nationally on vault, No. 7 in the all-around, No. 11 on beam and No. 20 on floor ... Recorded a perfect 10.0 on vault at the SEC Championship to win the title, and it marked the first 10.0 of her career ... Earned 28 individual titles during the season with nine in the all-around, seven on vault, six on beam, four on bars and two on floor ... Established career highs in every category: 39.750 all-around at the SEC Championship, 10.0 on vault at SEC's, 9.95 on bars at Metroplex Challenge (1/26), 9.95 on beam twice with the last coming at SEC's and a 9.975 on floor against North Carolina State in the season opener on Jan. 4 ... Honored as SEC Gymnast of the Week twice – vs. NC State in the opener and at Missouri (2/8) ... Led the team with a 9.911 season average on vault, 9.858 average on beam and 39.418 in the all-around, ranked second on floor with a 9.880 average and she averaged a 9.765 on bars ... Posted 30 scores of 9.90 or higher and tallied at least one 9.90 in every meet ... Named to the SEC Academic Honor Roll for the second straight year.

### FRESHMAN SEASON (2012)

Captured First-Team All-America honors on vault (9.925) and the all-around (39.475) at the NCAA Championship Semifinal I (4/20) ... Won the all-around in Semifinal I with the 39.475 and finished tied for seventh at the championships ... Finished seventh on vault with a 9.7313 at the NCAA Individual Event Finals (4/22) ... Became the seventh freshman in LSU history to earn First-Team All-America distinction, joining Jeanie Beadle (1977), Sandra Smith ('80), Jennifer Wood ('93), Shanyyn MacEachern ('99), Lauren Companioni (2002) and Susan Jackson ('07), and Courville is one of only three LSU freshmen to earn multiple First-Team All-America honors, joining Smith (VT, FX) and Wood (VT, UB) ... She is the second LSU gymnast to achieve First-Team All-America status in the all-around as a freshman, joining Wood ('93) ... Led the team with 17 individual titles with seven on vault, four in the all-around, and two each on bars, beam and floor ... Won all-around titles vs. Kentucky (2/3), at Washington (2/17), vs. Alabama (2/24) and vs. West Virginia (3/16) ... Posted season highs of 9.95 on vault, 9.90 on bars, 9.925 on beam, 9.90 on floor and 39.500 in the all-around ... Finished the season ranked No. 3 nationally on vault with a 9.930 RQS, No. 8 in the all-around with a 39.450 RQS, No. 19 on floor with a 9.890 RQS and No. 24 on bars with a 9.875 RQS ... Earned First-Team All-SEC and Freshman All-SEC honors by placing third in the all-around at the SEC Championship (3/24) with a 39.450 ... Third-place all-around finish at the SEC Championship is the best for an LSU gymnast since Susan Jackson tied for second in 2009 ... Named SEC Freshman of the Week after she won the all-around against Kentucky, Alabama and West Virginia ... Her 9.925 on beam against Kentucky (2/3) is the first time an LSU freshman has scored at least a 9.925 on beam since Lisa Rennie earned a 9.95 at the SEC Championship on March 20, 2004 ... Posted 18 scores of 9.90 or higher and scored at least one 9.90 or better in 12 of 14 meets ... Led the team with a 9.862 vault average, 9.845 bars average and 39.263 all-around average ... One of only six LSU gymnasts to score at least two 9.95's on vault in a career ... Named to the SEC First-Year Academic Honor Roll.

### CLUB/HIGH SCHOOL

Coached by former LSU national champion Susan Jackson at Louisiana Gymnastics Training



Center ... Competed as an elite gymnast throughout her club career, most recently as a senior international elite gymnast ... Was a three-time qualifier for the Visa Championships (U.S. National Championships) ... Only competed once in 2011 to focus on her collegiate career, but she earned second place in the all-around, bars and beam at the Metroplex Challenge ... Finished 10th in the all-around at the 2010 Visa Championships ... Placed second in the all-around at both the 2010 Texas National Elite Qualifier and the 2010 Florida National Elite Qualifier, and she captured the beam titles at both meets and won the vault and floor titles at the Texas meet ... Earned a spot on the Junior U.S. National team in 2007 after placing fifth in the all-around at the Visa Championships ... Member of the National Honor Society in 2008 and 2009 ... Attended University Laboratory School in Baton Rouge where she was awarded for the most community service hours as a junior.

#### PERSONAL


Full name is Rheagan Renee Courville ... Born March 26, 1993 ... Daughter of Aaron and Bridget Courville ... Has one younger brother, Ryan ... Majoring in sport administration ... Chose to attend LSU because of the academic support and athletic excellence.

#### COURVILLE'S CAREER HIGHS

Vault: 10.000 (twice; Last: 2-15-14 at Metroplex Challenge)  
Bars: 9.950 (three times; Last: 3-14-14 vs. Kentucky)  
Beam: 9.975 (4-5-14 vs. NCAA Baton Rouge Regional)  
Floor: 9.975 (1-4-13 vs. North Carolina State)  
All-Around: 39.750 (twice; Last: 2-15-14 at Metroplex Challenge)

#### COURVILLE'S CAREER INDIVIDUAL TITLES

Vault: 21  
Bars: 10  
Beam: 12  
Floor: 7  
All-Around: 12  
**Total: 71**



**Sydney Ewing**  
**All-Around**  
**5-0 • So. • 1L**  
**Lafayette, La. (Acadiana)**

- 2014 First-Team All-American (BB)
- 2014 NACGC/W Scholastic All-American

Confident performer who has the potential to compete in several events during her career ... Returning All-American in 2015 after she closed out her freshman campaign with outstanding performances on beam ... Only the second

freshman in LSU history to accomplish First-Team All-America honors on beam, joining Jeanie Beadle who did it in 1977.

#### FRESHMAN SEASON (2014)

Competed all season long on beam and delivered strong performances in the postseason ... Earned First-Team All-America honors on beam after posting a season-high tying 9.90 at the NCAA Championships Semifinal I (4/18) ... Followed up her fantastic beam routine in the semifinal with another solid performance to score a 9.875 in the NCAA Super Six Finals (4/19) ... Wrapped up her freshman season in stellar fashion by scoring a 9.8875 at the NCAA Individual Event Finals (4/20) to finish in a tie for third place nationally on beam ... Is the first freshman in LSU history to qualify to the NCAA Individual Event Finals and her third-place national finish is the highest finish for an LSU gymnast on beam since Susan Jackson won the beam national title in 2010 ... Became the first LSU freshman to earn All-America honors on beam since Colleen Barger in 1997, and she became only the second LSU gymnast in history to earn First-Team All-America honors on beam as a freshman, joining Jeanie Beadle who accomplished the feat in 1977 ... Tallied the first 9.90 of her career on beam at the NCAA Baton Rouge Regional (4/5) as she helped LSU earn a 49.600 in the event, the second-best beam total in program history ... Competed once in the vault lineup and scored a 9.875 versus Kentucky (3/14) ... Averaged a 9.797 on beam and competed in the event in 12 of 15 team meets ... Posted a 9.825 or higher 10 times in 13 beam routines during the season ... Earned Scholastic All-America recognition.

#### CLUB/HIGH SCHOOL

Coached by her mother, Donna, at Acadiana Gymnastics where she competed as a level 10 gymnast ... Competed at the 2013 J.O. National Championships and placed fifth on vault ... Had a stellar performance at 2013 Regional Championships where she earned second place in the all-around, finished second on vault, fourth on beam, fifth on floor and eighth on bars ... Was outstanding at the 2013 Louisiana State meet where she swept all individual titles, winning vault, bars, beam, floor and the all-around, and she received the Fruge' Award for the highest all-around total out of all level 10 age groups ... Competed at the 2012 J.O. NIT and took home the vault title as well as a second-place finish on floor and fifth place in the all-around ... Recorded runner-up finishes on vault and beam as well as a fifth-place finish on floor at the 2012 Regional Championships ... Nearly swept all titles at the 2012 Louisiana State Championships when she captured the vault, beam, floor and all-around titles and placed second on bars ... Attended Lafayette High School.

#### PERSONAL

Born February 16, 1995 ... Daughter of Ned and Donna Ewing ... Her mother, Donna, was her head coach in club gymnastics ... Has one older brother, Travis, who attended LSU ... Majoring in kinesiology.

#### EWING'S CAREER HIGHS

Vault: 9.875 (3-14-14 vs. Kentucky)  
Beam: 9.900 (twice; Last: 4-18-14 at NCAA Championships Semifinal I)



**Michelle Gauthier**  
**Vault, Beam, Floor**  
**5-4 • Jr. • 2L**  
**Mandeville, La. (Northshore)**

- 2014 NACGC/W Scholastic All-American
- 2014 SEC Academic Honor Roll
- 2013 NACGC/W Scholastic All-American
- 2013 SEC First-Year Academic Honor Roll

Not only adds quality depth on vault, beam and floor, but she also provides tremendous support as a superb teammate ... Fantastic

student who has earned Scholastic All-America honors and multiple selections to the SEC Academic Honor Roll.

#### SOPHOMORE SEASON (2014)

Led off the beam lineup and scored a 9.700 at Georgia (1/17) ... Performed exhibition beam routines against Centenary (1/10) and Missouri (2/28) ... Tallied a 9.80 in her beam routine in the season opener against Centenary and a 9.775 versus Missouri ... Earned a spot on the SEC Academic Honor Roll and claimed Scholastic All-America honors.

#### FRESHMAN SEASON (2013)

Did not compete in a lineup during the season but saw action in several meets by performing exhibition routines ... Performed exhibition beam routines at Alabama (1/18), at Missouri (2/8) and at North Carolina State (3/15), and her season high was a 9.70 at NC State ... Named a Scholastic All-American and to SEC First-Year Academic Honor Roll.

#### CLUB/HIGH SCHOOL


Trained at Northshore Gymnastics for coaches Minnie Nunez, James Guidry and Bruce McGartlin ... A four-time J.O. Nationals qualifier ... Qualified to regionals six straight years from 2007-12 ... Finished second on vault, beam, floor and the all-around at the 2012 Region 8 Championships ... Swept all individual titles, including the all-around, at the 2012 North Shore Classic, Gumbo Cup, Atlanta Centennial Classic and Louisiana State meet ... Placed third on beam and eighth in the all-around at the 2011 Regional meet ... Attended Lakeshore HS where she graduated with top honors with a 4.5 grade point average.

#### PERSONAL

Full name is Michelle Renee Gauthier ... Born December 27, 1993 in Vacaville, Calif. ... Calls Mandeville, La. her hometown ... Daughter of Sue Gauthier and Mark Gauthier and step-daughter of Sam Miano ... Has an older brother, Michael Gauthier, and two sisters, Maria Miano and Katie Miano ... Majoring in kinesiology ... Chose LSU because of her affinity for the university and the gymnastics program.

#### GAUTHIER'S CAREER HIGHS

Beam: 9.700 (1-17-14 at Georgia)



## Ashleigh Gnat

**All-Around**  
**5-0 • So. • 1L**  
**Lake Mary, Fla. (ACE)**

- 2014 First-Team All-American (VT)
- 2014 Second-Team All-American (FX)
- 2014 SEC Freshman of the Week (at Arkansas/at Oklahoma; vs. Kentucky)

Returning All-American who is a high-end performer in three events and will look to make an impact as an all-arounder in her

sophomore season ... Energetic and powerful gymnast who has the ability to provide big scores in any meet.

### FRESHMAN SEASON (2014)

Saw action on vault, beam and floor all season, competing on vault and beam in all 15 team meets and competing on floor 13 times ... Earned First-Team All-America distinction on vault after she posted a 9.90 at the NCAA Championships Semifinal I (4/18) ... Garnered Second-Team All-America status on floor when she scored a 9.90 in the event in Semifinal I ... Competed on vault in the NCAA Individual Event Finals (4/20) where she recorded a 9.825 ... Tallied season highs of 9.95 on vault (twice), 9.95 on beam (three times) and 9.925 on floor ... Captured five individual titles with three on beam and two on vault ... Won beam titles at Oklahoma (2/9) with a 9.90, versus Missouri (2/28) with a 9.875 and at home against Kentucky (3/14) with a 9.95 ... Won vault titles with a 9.90 at Arkansas (2/7) and a 9.95 in the NCAA Baton Rouge Regional (4/5) ... Earned SEC Freshman of the Week after the double-meet weekend at Arkansas and at Oklahoma when she won two titles, including the beam title that helped secure LSU's upset win at No. 2 Oklahoma ... Named SEC Freshman of the Week again after the Kentucky meet where she won the beam title with a 9.95 ... Scored back-to-back 9.95s on beam against North Carolina State (3/7) and Kentucky, becoming only the second LSU freshman to post back-to-back scores of at least a 9.95 on beam (April Burkholder did it first in 2003) ... Added a third 9.95 on beam at the NCAA Baton Rouge Regional to become the first gymnast in LSU history to score at least three 9.95s on beam as a freshman ... Her 9.85 on beam against Centenary (1/10) marked the highest beam score by a freshman in a season opener in LSU history ... Averaged a 9.873 on vault, 9.757 on beam and a 9.840 on floor ... Posted a 9.85 or higher in 28 of her 44 total routines and achieved a 9.90 or better in 14 routines.

### CLUB/HIGH SCHOOL

Competed as a level 10 gymnast for ACE Gymnastics where she was coached by her parents Ray and Joan Gnat ... Six-time qualifier to J.O. Nationals ... Recorded four Top 10 finishes in the all-around in six appearances at J.O. Nationals ... Shined in the final meet of her club career at the 2013 J.O. Nationals where she captured the vault and floor national titles and placed second in the all-around with a 38.475 that ranked as the second-highest all-around total of the entire event ... Swept all five individual titles at the 2013 Regional Championships and finished with a club career-best 39.000 all-around total ... Captured vault, beam, floor and all-around titles at the 2013 Florida State Championships ... Earned six vault titles in only eight meets during the 2013 season, including a perfect 10.0 in the event at the Lady Luck Invitational ... Finished fifth in the all-around at 2012 nationals with a third-place result on vault and floor ... Took second in the all-around at 2012 regionals with first-place finishes on vault, beam and floor ... Competed at the prestigious Nastia Liukin Cup in 2010, 2012 and 2013 where she placed eighth in the all-around in 2013 ... Graduated from Lake Mary High School where she was an honor roll student.

### PERSONAL

Full name is Ashleigh Marie Gnat ... Nickname is "Bugs" ... Born November 13, 1994 in Altamonte Springs, Fla. ... Calls Lake Mary, Fla., her hometown ... Daughter of Ray and Joan Gnat ... Majoring in sport administration ... Her father, Ray, was an All-American gymnast for LSU and mother, Joan, was a member of the 1972 U.S. Olympics gymnastics team ... Ashleigh's older sister, Jeana Rice-Helms, was a national champion and All-American at Alabama from 2001-04.

### GNAT'S CAREER HIGHS

Vault: 9.950 (twice; Last: 4-5-14 vs. NCAA Baton Rouge Regional)  
 Beam: 9.950 (three times; Last: 4-5-14 vs. NCAA Baton Rouge Regional)  
 Floor: 9.925 (2-28-14 vs. Missouri)

### GNAT'S CAREER INDIVIDUAL TITLES

Vault: 2  
 Beam: 3  
 Total: 5



## Lloimincia Hall

**All-Around**  
**4-11 • Sr. • 3L**  
**Dallas, Texas (Texas Dreams)**

- 2014 First-Team Regular Season All-American (FX)
- 2014 SEC Floor Exercise Champion
- 2014 All-SEC
- 2014 SEC Specialist of the Week (vs. Alabama)
- 2014 NACGC/W Scholastic All-American
- 2014 SEC Academic Honor Roll

- 2013 Second-Team All-American (FX)
- 2013 First-Team Regular Season All-American (FX)
- 2013 SEC Floor Exercise Champion
- 2013 All-SEC
- 2013 NACGC/W Scholastic All-American
- 2013 SEC Academic Honor Roll
- 2013 SEC Gymnast of the Week (vs. Florida)
- 2013 SEC Specialist of the Week (at Missouri, vs. Alabama)
- 2012 Second-Team All-American (FX)
- 2012 SEC Floor Exercise Champion
- 2012 First-Team All-SEC
- 2012 Freshman All-SEC
- 2012 SEC Freshman of the Week (vs. Auburn, vs. NC State)
- 2012 SEC First-Year Academic Honor Roll

Four-time All-American and three-time reigning SEC Floor Exercise Champion ... A superb all-arounder who ranks as one of the country's best floor exercise performers and one of the best in LSU history ... Holds the LSU record for most career perfect 10.0 scores on floor with five ... Enters her senior season with 25 career floor titles, third-most in LSU history.

### JUNIOR SEASON (2014)

Consistent competitor who served as the leadoff performer on beam and the anchor in the floor lineup all season ... Finished the season ranked No. 3 nationally on floor exercise ... Named a First-Team Regular Season All-American on floor ... Set the LSU single-season record with three perfect 10s on floor ... Her 10s on floor came against Alabama (1/31), at the Metroplex Challenge (2/15) and in the NCAA Baton Rouge Regional (4/5) ... Tallied 10 individual titles this season with eight on floor, one on vault and one on beam ... Won her vault title with a 9.925 against North Carolina State (3/7) and captured the beam title with a 9.875 versus Missouri (2/28) ... Earned the SEC floor title for a school-record third straight year with a 9.95 at the SEC Championship (3/22) ... Posted season highs of 9.925 on vault, 9.875 on beam (three times) and 10.0 on floor (three times) ... Received SEC Specialist of the Week recognition after she tied her career high on beam with a 9.875 and scored a 10.0 on floor to help LSU defeat Alabama ... Her 10.0 routine against Alabama went "viral" in April as the video of the routine received more than 850,000 views online and she did interviews with various national media including ABC's Good Morning America ... Averaged a 9.935 on floor, 9.860 on vault and 9.798 on beam ... Scored a 9.80 or higher in 31 of 35 total routines this season and recorded a 9.90 or better in 14 performances, which included 12 of 15 floor routines ... Named to the SEC Academic Honor Roll for the third consecutive season and earned Scholastic All-America honors.

### SOPHOMORE SEASON (2013)

A stellar performer on floor, she ranked No. 1 in the event for most of the season ... Tallied First-Team Regular Season All-America honors on floor and Second-Team All-America honors in the event at the NCAA Championships (4/19) ... Repeated as SEC Floor Exercise Champion, sharing the crown with teammate Jessica Savona and others by scoring a 9.95 at the SEC Championship (3/23) ... Earned All-SEC recognition after winning her second-straight conference floor title ... One of only two gymnasts in the country with at least two perfect 10.0 scores this season, and she scored both on floor – at Missouri (2/8) and versus Alabama (3/8) ... Is the first LSU gymnast with two 10's in one season since Ashleigh Clare-Kearney in 2008 and the first Tiger with two 10's on floor in the same

## LSU GYMNAST BIOS

season since April Burkholder in 2004 ... Led the team with 10 floor titles ... Became the third LSU gymnast to win two SEC floor titles, joining Sandra Smith ('81, '82) and Ashleigh Clare-Kearney ('08, '09) ... Earned the NCAA Columbus Regional floor title with a 9.95 ... Named SEC Gymnast of the Week after she tied a career high with a 39.450 all-around in LSU's upset win against Florida ... Earned SEC Specialist of the Week against Missouri and Alabama ... Set a career high on floor with two 10.0's and matched career highs on bars (9.85), beam (9.875) and the all-around (39.450) ... Named a NACGC/W Scholastic All-American and earned her second appearance on the SEC Academic Honor Roll.

### FRESHMAN SEASON (2012)

One of LSU's dynamic freshman performers who showcased her talents in the all-around all season and ranked as one of the nation's premier standouts on floor ... Earned Second-Team All-America recognition with a 9.875 on floor at NCAA Championships Semifinal I (4/20) ... Won the SEC Floor Title with a 9.925, becoming the third LSU gymnast (Sandra Smith, Ashleigh Clare-Kearney) and first Tiger freshman to win the conference floor exercise crown ... She also became just the third LSU freshman to win an SEC event title, joining Angie Topham who won the 1985 SEC beam title and Julianne Wilson who won the 1988 vault crown ... Captured First-Team All-SEC and Freshman All-SEC honors by winning the floor title ... Tied with four other gymnasts for the nation's best score on floor with a 9.975, but she was the only gymnast to post that score twice in 2012 ... Posted season highs of 9.95 on vault, 9.85 (twice) on bars, 9.875 on beam, 9.975 (twice) on floor and 39.450 (twice) in the all-around ... Compiled 10 individual titles with seven on floor, two in the all-around and one on vault ... Ranked No. 3 nationally on floor with a 9.930 RQS and No. 19 in the all-around with a 39.355 RQS ... Is one of only 10 gymnasts in school history to score a 9.975 or higher on floor ... 9.975's on floor came at home against NC State (3/2) and West Virginia (3/16) ... Floor titles came against Auburn (1/13), Georgia (1/28), Kentucky (2/3), Alabama (2/24), NC State, West Virginia and the SEC Championship ... Earned a season-best 9.95 to win the vault title at Iowa (3/9) ... Named SEC Freshman of the Week after she won the all-around against Auburn and NC State ... Competed in the all-around in 12 of 14 meets and posted nine scores of 9.90 or higher during the season ... Led the team with a 9.886 floor average and ranked third on the team with a 9.733 bars average and 9.729 beam average ... Named to the SEC First-Year Academic Honor Roll.

### CLUB/HIGH SCHOOL

Trained at Texas Dreams where she was coached by Chris Burdette, Kim Zmeskal Burdette, Tiffany Tolnay and Johnnie Rae Schmelzer ... Competed as a level 10 gymnast ... Three-time J.O. National Championships qualifier, competing from 2009-11 ... Finished in the top 10 in the all-around in every appearance at nationals, including a second-place finish in 2010 when she also captured the floor title with a 9.650 ... Won the all-around titles at both the 2011 Texas State Championships and the 2011 Region 3 Championships ... Also captured the floor title at the 2011 regionals and the beam title at the 2011 Texas state meet ... Earned all-around titles at the 2010 Texas State Championships and 2010 Region 3 Championships ... Took home the all-around titles at several meets throughout the 2010 and 2011 club seasons ... Graduated with high honors from the School of Business & Management at Townview Magnet High School, and she was also a Texas Scholar and a member of the National Society of High School Scholars.

### PERSONAL

Full name is Lloimincia D'Chelle Hall ... Goes by the nickname Mince ... Born Jan. 27, 1993 ... Born in Garland, Texas and calls Dallas, Texas home ... Daughter of Rev. Lloyd III and Stephanie Hall ... Chose LSU because of the dynamic campus, the academic center and her relationship with the coaches and teammates ... Majoring in sport administration.

### HALL'S CAREER HIGHS

Vault: 9.950 (3-9-12 at Iowa)  
Bars: 9.850 (four times; Last: 2-15-13 vs. Arkansas)  
Beam: 9.875 (five times; Last: 2-28-14 vs. Missouri)  
Floor: 10.000 (five times; Last: 4-5-14 vs. NCAA Baton Rouge Regional)  
All-Around: 39.450 (three times; Last: 1-11-13 vs. Florida)

### HALL'S CAREER INDIVIDUAL TITLES

Vault: 2  
Beam: 1  
Floor: 25  
All-Around: 2  
**Total: 30**



## Myia Hambrick

All-Around

5-1 • Fr. • HS

Temple, Ga. (West Georgia)


Talented all-arounder who could see action in any of the four lineups as a freshman ... Strong competitor on all events who possesses power on vault and floor ... Received excellent coaching in her club career from her mother ... Dynamic performer who finished as national runner-up on beam at the 2014 Junior Olympic National Championships after winning the floor title and earning second place on beam at the 2013 J.O. Nationals.

### CLUB/HIGH SCHOOL

Competed as a level 10 gymnast for West Georgia Gymnastics where she was coached by her mother Laurie Hambrick ... Six-time qualifier to the Junior Olympic National Championships ... Showed outstanding composure and poise while competing on the big stage because she finished as the national runner-up on beam in 2012, 2013 and 2014 at J.O. Nationals ... Captured the 2013 floor national title at J.O.'s, and she qualified for the J.O. National Team that season by placing third in the all-around while also recording a second-place finish on beam and fifth-place finish on vault ... In her final season of club gymnastics in 2014, she captured eight vault titles, seven bars titles, three beam titles, four floor titles and six all-around titles ... Nearly swept the 2014 Region 8 Championships as she won first place on vault, bars, floor and the all-around ... Swept the Georgia state championships in 2014 after nearly sweeping all five titles in 2013 ... Earned the beam and floor titles at 2012 regionals ... Attended Temple High School where she was an honor roll member and earned the Star Student award as the student who posted the highest SAT score for the class of 2014 ... Senior Beta Club and National Honor Society member.

### PERSONAL

Full name is Myia Christine Hambrick ... Born Sept. 27, 1995 in Carrollton, Ga. ... Daughter of Jesse and Laurie Hambrick ... Coached by her mother Laurie at West Georgia Gymnastics ... Has three siblings - Ivy, Keerston and Noelle ... Her grandfather and cousin both attended LSU ... Majoring in mass communication.



## Jessie Jordan

All-Around

5-3 • Sr. • 3L

Houston, Texas (HGC/Zenith Elite)

- 2014 First-Team All-American (AA)
- 2014 First-Team Regular Season All-American (BB)
- 2014 Second-Team Regular Season All-American (VT, AA)
- 2014 All-SEC
- 2014 SEC Gymnast of the Week (vs. Missouri)

- 2014 NACGC/W Scholastic All-American
- 2014 SEC Academic Honor Roll
- 2013 Second-Team All-American (FX, AA)
- 2013 NCAA Columbus Regional All-Around Champion
- 2013 NACGC/W Scholastic All-American
- 2013 SEC Academic Honor Roll
- 2012 Second-Team All-SEC
- 2012 Freshman All-SEC
- 2012 SEC Co-Freshman of the Week (at Georgia)

A returning six-time All-American and two-time All-SEC performer who ranks as one of the most consistent all-arounders in the country ... Hard worker who provides excellent leadership ... Poised and confident performer who has anchored the beam lineup in her first three seasons at LSU.

### JUNIOR SEASON (2014)

Established herself as one of the nation's best all-arounders ... Ranked as high as No. 3 nationally in the all-around, she finished the season ranked No. 9 in the all-around



standings with a 39.510 regional qualifying score ... Also ranked No. 6 nationally on beam and No. 16 on vault ... Earned First-Team All-America honors in the all-around by finishing in a tie for fourth at the NCAA Championships Semifinal I (4/18) ... Recorded First-Team Regular Season All-America honors on beam and second-team regular season honors on vault and the all-around ... Tallied All-SEC honors with a second-place finish on vault after scoring a career-high tying 9.95 at the SEC Championship (3/22) ... Averaged a 9.880 on vault, 9.842 on bars, 9.855 on beam, 9.814 on floor and 39.382 in the all-around ... Named SEC Gymnast of the Week for the first time in her career when she scored a career-high 39.600 in the all-around, a 9.925 on vault and a career-high 9.925 on floor against Missouri (2/28) ... Shattered her career highs in every event and the all-around this season, scoring a 9.95 on vault (twice), 9.925 on bars at the Metroplex Challenge (2/15), 9.975 on beam versus North Carolina State (3/7), 9.925 on floor (twice) and a 39.600 in the all-around (twice) ... Helped lead LSU to a 198.325, the highest score in school history, in the NCAA Baton Rouge Regional (4/5) by earning a 39.600 in the all-around, 9.925 on floor and 9.90s on vault and beam ... Captured eight individual titles with four on beam, three in the all-around and one on vault ... Beam titles came against Centenary (1/10), Auburn (1/24), at Arkansas (2/7), versus NC State ... All-around titles were at Georgia (1/17), at Oklahoma (2/9) and versus Missouri ... Won the vault title against Missouri ... Competed in the all-around in 14 of 15 team meets, and she anchored the beam lineup for the third straight year ... Recorded 22 scores of 9.90 or higher, which included 10 of 15 beam routines ... Named to the SEC Academic Honor Roll for the second straight season and earned Scholastic All-America recognition.

#### **SOPHOMORE SEASON (2013)**

A strong and consistent all-arounder whose performances and scores continually improved as the season progressed ... Captured the NCAA Columbus Regional (4/6) all-around title with a career-high 39.450, and she also won the regional beam title with a personal-best 9.95 ... Earned Second-Team All-America honors on floor and the all-around after scoring a 9.875 on floor and a career-high tying 39.450 in the all-around at the NCAA Championships Semifinal I (4/19) ... Won beam titles at Missouri (2/8) with a 9.90 and at the NCAA Regional with a 9.95, and she won the all-around title at the regional ... Season averages: 9.872 on vault, 9.621 on bars, 9.772 on beam, 9.795 on floor and 39.182 in the all-around ... Posted new career highs in each category: 9.925 on vault at the SEC Championship (3/23), 9.875 on bars at the Metroplex Challenge (1/26) and at the NCAA Semifinal, 9.95 on beam at the regional, 9.90 on floor at the SEC Championship, regional and NCAA Super Six Finals (4/20) and a 39.450 in the all-around at the NCAA Regional and again at the semifinal ... Anchored the beam lineup for the second straight season and competed leadoff on bars and floor for most of the season ... Tallied eight scores of 9.90 or higher – three each on vault and floor and two on beam ... Named a NACGC/W Scholastic All-American and a member of the SEC Academic Honor Roll.

#### **FRESHMAN SEASON (2012)**

Enrolled early at LSU after graduating high school in December 2011 and quickly became one of LSU's top all-around performers ... Anchored beam for most of the season and led the team with a 9.814 average ... Ranked 23rd nationally in the all-around with a 39.305 RQS and 25th on beam with a 9.865 RQS ... Tallied season highs of 9.90 on vault (twice), 9.80 on bars (three times), 9.875 on beam (four times), 9.85 on floor (six times) and 39.400 in the all-around ... Achieved Second-Team All-SEC and Freshman All-SEC honors by placing sixth in the all-around at the SEC Championship (3/24) with a 39.350 total ... Had one of the best meets of the season at the SEC Championship where she tied her career highs on vault (9.90) and floor (9.85) and finished third in the meet with a 9.85 on beam ... Won three individual titles – vault at Washington (2/17) with a 9.90, beam at Washington with a 9.875 and the all-around with a 39.250 at Georgia (1/28) ... With her all-around title at Georgia she became the first LSU gymnast to capture the all-around in a meet outside Baton Rouge since Susan Jackson won the 2010 NCAA All-Around title at the NCAA Championships ... Awarded SEC Co-Freshman of the Week honors after her all-around title at Georgia ... Suffered an injury in practice leading up to the NCAA Championships and was only able to compete on beam, scoring a 9.85 in Semifinal I (4/20) ... Displayed outstanding consistency as she produced 21 scores of 9.85 or higher this season and competed in the all-around in 13 of 14 meets.

#### **CLUB/HIGH SCHOOL**

Trained at Houston Gymnastics Center under coaches Deliana Vodenitcharova and Roumen Yordanov ... Competed for Zenith Elite where she trained under Tatiana Schegolkova prior to her stint at HGC ... Four-time J.O. Nationals qualifier as a level 10 gymnast, competing in 2007-09 and again in 2011 ... Captured the all-around title at the 2011 Region 3

Championships with a 38.200, and she also finished in the top five on each event, highlighted by second-place finishes on vault (9.725) and beam (9.60) ... Tied for second in the all-around at the 2011 Texas State Championships and also finished second on floor ... Placed in the top 10 of the all-around at nationals in 2007, 2008 and 2009 ... Earned second place on beam in 2008 and third on vault in 2009 at J.O. nationals ... Graduated early from Manvel High School in Manvel, Texas and enrolled in December 2011 at LSU ... Maintained a 3.5 grade point average at Manvel High.

#### **PERSONAL**

Full name is Jessie Kay Jordan ... Born March 19, 1994 ... Daughter of John and Shela Jordan ... Has one older brother, J.J., and one younger sister, Jacy ... Calls Houston, Texas her hometown ... Is the first of her family to attend LSU ... Said she chose LSU because it fit what she was looking for ... Majoring in kinesiology with a focus in human movement.

#### **JORDAN'S CAREER HIGHS**

Vault: 9.950 (twice; Last: 3-22-14 at SEC Championship)  
Bars: 9.925 (2-15-14 at Metroplex Challenge)  
Beam: 9.975 (3-7-14 vs. North Carolina State)  
Floor: 9.925 (twice; Last: 4-5-14 vs. NCAA Baton Rouge Regional)  
All-Around: 39.600 (twice; Last: 4-5-14 vs. NCAA Baton Rouge Regional)

#### **JORDAN'S CAREER INDIVIDUAL TITLES**

Vault: 2  
Beam: 7  
All-Around: 5  
**Total: 14**



#### **Erin Macadaeg**

**All-Around**  
**4-9 • Fr. • HS**  
**Redwood City, Calif. (San Mateo)**

Outstanding performer who finished as one of the top club gymnasts in the class of 2014 ... Trains in the all-around and may see significant action for the Tigers as a freshman ... Earned a spot on the Junior Olympic National Team as a senior when she placed second in the all-around and captured the beam and floor national titles at the 2014 J.O. National Championships.

#### **CLUB/HIGH SCHOOL**

Former elite gymnast who finished her career as a level 10 performer under the tutelage of coaches Armen Astoian and Oksana Bystrova at San Mateo Gymnastics ... Ended her club career by showcasing her talent at the 2014 Level 10 Junior Olympic National Championships where she earned a spot on the J.O. National Team by winning the beam and floor titles, placing second in the all-around and finishing fourth on vault ... Won the floor title and finished second on vault at the 2014 Region 1 Championships ... Captured the bars, beam and all-around titles at the 2014 NorCal state championships ... In her final season of club gymnastics in 2014, she won four vault titles, five bars titles, four beam titles, five floor titles and four all-around titles ... Competed as an elite gymnast in 2013 when she swept all five titles at the National Elite Qualifier ... Earned third place on beam at the 2013 Secret U.S. Classic, an elite competition ... Placed seventh on beam and 10th in the all-around at the 2013 P&G Championships ... Won the beam national title at the 2012 Level 10 J.O. Championships after capturing the beam title at the state championships ... Attended Carlmont High School in Belmont, Calif., where she graduated in 2014.

#### **PERSONAL**

Full name is Erin Deborah Macadaeg ... Born June 23, 1996 in San Mateo, Calif. ... Daughter of Richard and Joann Macadaeg ... Has one brother, Joseph ... Undecided on a major but is interested in the sciences or engineering.




**Kylie Moran**
**Bars, Beam**
**5-2 • Fr. • HS**
**St. Petersburg, Fla. (Tampa Bay Turners)**

An event specialist who trains on bars and beam ... Team player who brings a hardworking and positive attitude to each practice ... Adds quality depth on two events as a freshman after recovering from a recent injury.

**CLUB/HIGH SCHOOL**

Level 10 gymnast who competed at Tampa Bay Turners for coach Brad Harris and former LSU All-American Colleen Barger ... Captured the bars title at the 2014 Tampa Bay Turners Invitational and won the beam title at the 2014 Tampa Bay Classic ... A three-time qualifier to the Eastern National Championships ... Placed first on bars and beam and second in the all-around at the 2012 Level 9 regional championships ... Earned the bars title at the 2012 Florida state championships ... Won the bars, beam, floor and all-around titles at the 2011 Level 9 Regional championships ... Tallied the beam title at the 2011 Florida state championships ... Attended St. Petersburg High School where she graduated with a perfect 4.0 grade point average ... Earned the International Baccalaureate Diploma and a member of the National Honor Society while in high school.

**PERSONAL**

Full name is Kylie Renee Moran ... Born Sept. 20, 1995 in St. Petersburg, Fla. ... Daughter of Bob and Michele Moran ... Has one brother, Dante ... Majoring in kinesiology ... Said she chose LSU because of the beautiful campus, great academics and wonderful gymnastics team.


**Shonacee Oliva**
**All-Around**
**5-2 • So. • 1L**
**Clermont, Fla. (Brandy Johnson's)**

Possesses a good degree of difficulty and trains all four events ... Athletic performer who can compete for a spot in the lineup in any event ... Provides solid depth as an all-rounder.

**FRESHMAN SEASON (2014)**

Performed an exhibition floor routine at Florida (2/21) and scored a 9.775 ... Can step into

several lineups when called upon ... Excellent teammate who gives maximum effort in the gym.

**CLUB/HIGH SCHOOL**

A level 10 gymnast who competed at Brandy Johnson's Global Gymnastics in Clermont, Fla. where she was coached by Kelly Pitzen, Brian Amato and Brandy Johnson-Scharpf ... A two-time qualifier to J.O. Nationals ... Captured the 2013 J.O. National Invitational Tournament all-around, bars and floor titles in the senior D division, and she also placed third on both vault and beam at the competition ... Placed second beam and third on vault at the 2013 Regional competition ... Finished second in the all-around, second on vault, bars and beam and third on floor at the 2013 Florida Level 10 State Championships ... Captured three vault titles, three bars titles, two floor titles and two all-around titles during her senior season of club gymnastics in 2013 ... Recorded Top 5 finishes on vault (2nd), bars (2nd), floor (4th) and the all-around (5th) at the 2012 Regional championships to advance to J.O. Nationals ... Attended Lake Minneola High School where she was an honor roll student.

**PERSONAL**

Full name is Shonacee Skye Oliva ... Goes by Shon ... Born January 5, 1995 in Orlando, Fla. ... Hometown is Clermont, Fla. ... Daughter of Sean and Lucy Oliva ... Has one older brother, Kenson, and a younger brother, Ckristian ... Majoring in kinesiology.

**OLIVA'S CAREER HIGHS**

Floor: 9.775 exhibition (2-21-14 at Florida)


**Britney Ranzy**
**All-Around**
**5-3 • Sr. • 2L**
**Chesapeake, Va. (Excalibur)**
**• 2011 First-Team All-Pac-10**
**• 2011 NCAA Corvallis Regional Vault and Floor Exercise Co-Champion**

Hard working gymnast who possesses tremendous skills in all four events ... Contributed greatly on vault and bars as a junior and also competed on floor ... Will

continue to push for a spot in the all-around in her senior season ... Former U.S. National Team member with great experience in big meets.

**JUNIOR SEASON (2014)**

Consistent performer who competed on bars in all 15 team meets and competed 11 out of 15 meets on vault ... Saw action in the floor lineup in four meets ... Tied her career high on vault with a 9.925 at Oklahoma (2/9) ... Tallied a career-best 9.925 on bars twice in back-to-back meets at the Metroplex Challenge (2/15) and at Florida (2/21) ... Earned a season-high 9.875 on floor in the NCAA Super Six Finals (4/19) at the NCAA Championships ... Averaged a 9.868 on vault, 9.852 on bars and 9.806 on floor ... Posted a 9.80 or higher in 13 of 15 bars routines, including three scores of 9.90 or better ... Never scored lower than a 9.825 on vault all season and added three scores of 9.90 or higher ... Ranked in the Top 25 nationally on vault for six weeks and listed in the Top 25 on bars for five weeks during the season.

**REDSHIRT SOPHOMORE SEASON (2013)**

Missed the first five meets of the season while still recovering from an injury suffered in the fall ... Competed on bars in the last 10 meets of the season, averaging a 9.793 ... Stepped into the bars lineup and helped LSU improve as a team from 16th in the national bars rankings to as high as No. 6 ... Saw action on vault and beam three times each ... Tallied a then career-high 9.85 on bars at the NCAA Championship Semifinal I (4/19) to help LSU advance to the Super Six ... Scored a 9.80 or better in six of 10 bars routines including all three postseason meets - NCAA Regional (4/6), semifinal and Super Six Finals (4/20) ... Earned a season-high 9.875 on vault at the SEC Championship (3/23).

**SOPHOMORE SEASON (2012)**

Received a redshirt by the NCAA while completing the transfer process.

**FRESHMAN SEASON AT OREGON STATE (2011)**

Earned First-Team All-Pac-10 honors on the vault ... Shared the vault and floor titles at the NCAA Corvallis Regional ... Produced a season-high 9.925 on vault three times (at Oklahoma, at the Salbasgeon Suites Invitational and at California) ... Captured six vault titles in only nine meets ... Posted a season-high 9.90 on floor at the NCAA Regional.

**CLUB/HIGH SCHOOL**

Trained under Kelli Hill at Hill's Gymnastics and under Dena and Jim Walker at Excalibur Gymnastics ... Competed as a senior international elite gymnast ... Participated in the 2008 U.S. Olympic Trials finishing third on vault ... Came in 14th place in the all-around at the 2008 Visa National Championships and also finished second on vault ... Competed at the 2009 U.S. Cover Girl Classic where she finished fifth on vault ... Graduated with a 3.8 grade point average from A'Beka Academy and was on the honor roll.

**PERSONAL**

Born Feb. 3, 1990 in San Diego, Calif. ... Calls Chesapeake, Va., home ... Daughter of Charles and Donna Ranzy ... Majoring in religion.

**RANZY'S CAREER HIGHS**

Vault: 9.925 (four times; Last: 2-9-14 at Oklahoma)

Bars: 9.925 (twice; Last: 2-21-14 at Florida)

Beam: 9.100 (2-8-13 at Missouri)

Floor: 9.900 (4/2/11 at NCAA Corvallis Regional) \*at Oregon State

**RANZY'S CAREER INDIVIDUAL TITLES (All at Oregon State)**

Vault: 6

Floor: 1

**Total: 7**



## Jessica Savona

**All-Around**

**4-11 • Jr. • 2L**

**Mississauga, Ontario (Oakville)**

- **2014 First-Team All-American (FX)**
- **2014 SEC Academic Honor Roll**
- **2013 SEC Floor Exercise Champion**
- **2013 All-SEC**
- **2013 SEC All-Freshman**
- **2013 SEC First-Year Academic Honor Roll**

Returning All-American and SEC champion who possesses great power, especially on floor exercise ... A dynamic performer on floor who has excelled in the event in her first two seasons ... Versatile gymnast who can compete in all four lineups when called upon ... Enters her junior season looking to make a bigger impact as a potential multi-event performer or all-arounder.

### SOPHOMORE SEASON (2014)

Fantastic performer on floor throughout the season who also competed at least once in the other three event during the year ... Earned her first All-America honor with a 9.925 on floor at the NCAA Championships Semifinal I (4/18) ... Competed at the NCAA Individual Event Finals (4/20) and finished in a tie for eighth on floor with a 9.9000 ... Posted season highs of 9.825 on vault at Florida (2/21), 9.85 on bars versus Alabama (1/31), 9.825 on beam against Alabama and at Arkansas (2/7) and a 9.925 three times on floor – vs. North Carolina State (3/7), in the NCAA Baton Rouge Regional (4/5) and at NCAA Semifinal I ... Captured one event title with a 9.90 on floor at Georgia (1/17) ... Averaged a 9.873 in 15 floor performances ... Ranked in the Top 25 nationally on floor for nine weeks during the season, reaching as high as No. 9 ... Tallied 10 scores of 9.90 or higher in her 15 floor routines, which included 9.90s at the SEC Championship (3/22), NCAA Super Six Finals (4/19) and Individual Event Finals and 9.925s in the NCAA regional and semifinal ... Earned a spot on the SEC Academic Honor Roll for the second straight season.

### FRESHMAN SEASON (2013)

A mainstay in the floor lineup who competed at least once in all four events during the season ... Captured a share of the SEC Floor Exercise title with a season-high 9.95 at the SEC Championship (3/23), earning All-SEC and SEC All-Freshman recognition along the way ... Finished the season ranked No. 20 nationally on floor ... The SEC floor title marked her first career individual title ... Scored season highs of 9.875 (three times) on vault, 9.75 on bars at Alabama (1/18), 9.825 on beam vs. Florida (1/11) and 9.95 on floor ... Averaged a 9.854 on vault as she competed seven vaults in 15 meets, and she averaged a 9.838 on floor with 14 routines in 15 meets ... Competed in the all-around once, at Alabama, and scored a 38.800 ... Posted a 9.925 on floor in the season opener against North Carolina State (1/4), which ranks as the highest event score by a freshman in a season opener in LSU history ... Registered seven scores of 9.90 or better, all on floor, including a 9.90 in the NCAA Super Six Finals (4/20) ... Solid in the classroom as she was named to the SEC First-Year Academic Honor Roll.

### CLUB/HIGH SCHOOL

Trained at Oakville Gymnastics Club under coaches Kelly and Sue Manjak ... Competed as a Canadian Senior High Performance gymnast ... Selected as first alternate on the 2012 Canadian Olympic Team and will travel with the team to London ... A six-time Canadian National Team member who has represented Canada in several international meets ... Earned a seventh-place finish in the all-around at the 2012 Canadian Olympic Selection meet ... Finished fourth in the all-around at both the 2012 Canadian Championships and 2012 International Gymnix Challenge ... Earned second place in the all-around with first place finishes on beam and floor at the 2011 Canadian Championships ... Took home first place on floor and finished second in the all-around and third on beam at the 2011 Wild Rose meet ... Represented her country at the 2011 Japan Cup and 2010 World Championships in the Netherlands ... Finished fourth in the all-around at the 2010 Canadian Championships and placed third on beam and fourth on bars ... Has successfully overcome two ACL tears – one in 2008 (right knee) and one in 2011 (left knee) – to continue competing at the highest level of gymnastics ... Graduated from Abbey Park HS.

### PERSONAL

Born July 19, 1994 ... Daughter of James and Ameena Savona ... Full name is Jessica Paula Ayesha Savona ... Has one older sister, Ashlee, who played soccer for Northwestern State in

Natchitoches, La. ... Majoring in kinesiology.

### SAVONA'S CAREER HIGHS

Vault: 9.875 (three times; Last: 2-22-13 at Auburn)

Bars: 9.850 (1-31-14 vs. Alabama)

Beam: 9.825 (three times; Last: 2-7-14 at Arkansas)

Floor: 9.950 (3-23-13 at SEC Championship)

All-Around: 38.800 (1-18-13 at Alabama)

### SAVONA'S CAREER INDIVIDUAL TITLES

Floor: 2

**Total: 2**



## Scarlett Williams

**Vault, Beam**

**5-5 • Sr. • TR**

**Baton Rouge, La. (Elite)**

- **2014 SEC Academic Honor Roll**
- **2013 SEC Academic Honor Roll**
- **2012 SEC Academic Honor Roll**

Newcomer who brings outstanding collegiate experience as a senior after competing for three seasons (and one redshirt year) at

Arkansas ... Trains on vault and beam for the Tigers ... Holds a career high of 9.925 on vault and 9.875 on beam entering her final season.

### PRIOR TO LSU (2011-14)

Consistent contributor on vault, beam and floor as a freshman (2011) and sophomore (2012) at Arkansas ... Competed in a total of 41 meets for the Razorbacks ... Limited to vault and beam in the 2014 season after she redshirted in the 2013 season because of an Achilles tear ... Tallied a career-high 9.925 twice on vault – at the NCAA Super Six in 2012 and against Auburn in 2014 ... Earned a career-best 9.875 on beam three times as a sophomore in 2012 – in the Cancun Classic, at West Virginia and against Auburn ... Helped lead Arkansas to the 2012 Super Six ... Named to the SEC Academic Honor Roll three straight seasons (2012-14).

### CLUB/HIGH SCHOOL

Trained at Elite Gymnastics in Baton Rouge under coach Johnny Moyal ... Three-time J.O. Nationals qualifier as well as Region 8 and Louisiana state champion ... Tied for ninth on vault and ninth in the all-around at the 2010 J.O. Nationals ... Captured the vault, beam, floor and all-around titles at the state meet and finished runner-up on beam and third in the all-around at regionals in 2010 ... Won the all-around and beam titles at the 2009 regional championships ... Attended St. Joseph's Academy where she graduated with a 3.3 grade point average.

### PERSONAL

Full name is Scarlett Ashley Williams ... Born June 3, 1992 in Baton Rouge ... Daughter of Ray and Roychelle Williams ... Earned a degree in business from Arkansas and is currently pursuing a master's in business administration from LSU.

### WILLIAMS' CAREER HIGHS

Vault: 9.925 (twice; Last: 1-31-14 vs. Auburn) \*at Arkansas

Beam: 9.875 (three times; Last: 3-10-12 at West Virginia) \*at Arkansas

Floor: 9.775 (3-10-12 at West Virginia) \*at Arkansas



## **Randii Wyrick**

**All-Around**

**5-5 • Jr. • 2L**

**Las Vegas, Nev. (Brown's Las Vegas)**

- **2014 SEC Academic Honor Roll**
- **2013 First-Team All-American (UB)**
- **2013 SEC First-Year Academic Honor Roll**

Two-year standout on uneven bars who earned All-America honors in the event as a freshman ... Possesses solid skills to perform on all four events ... Set to contend for a spot in many lineups as a junior.

### **SOPHOMORE SEASON (2014)**

Solid performer on bars who averaged a 9.836 in the event ... Competed on bars in 11 of 15 team meets ... Posted a season high of 9.90 on bars on two occasions, versus Kentucky (3/14) and in the NCAA Baton Rouge Regional (4/5) ... Only scored below a 9.80 on bars once and it came in her first routine of the season at Arkansas (2/7) ... Did not compete on vault, beam or floor ... Named to the SEC Academic Honor Roll for the second consecutive season.

### **FRESHMAN SEASON (2013)**

Captured First-Team All-America honors on bars when she executed a great routine to score a career-high 9.925 at the NCAA Championships Semifinal I (4/19) ... Posted three scores of 9.925 on bars during the season – vs. Georgia (3/1), vs. Alabama (3/8) and at the NCAA Semifinal ... Won two individual titles on bars when she scored back-to-back 9.925's against Georgia and Alabama ... Finished 10th in the nation on bars when she scored a 9.8000 at the NCAA Individual Event Finals (4/21) ... Competed twice on vault, scoring a 9.80 at Kentucky (2/1) and a 9.875 at Missouri (2/8) ... Saw action on beam once and scored a 9.825 against Alabama (3/8), and she competed twice on floor with a 9.75 at Missouri and a 9.775 vs. Alabama ... Averaged a 9.772 on bars for the season and tallied 12 scores of 9.80 or higher, including 10 straight to end the year ... Earned a spot on the SEC First-Year Academic Honor Roll.

### **CLUB/HIGH SCHOOL**

Trained and competed for Brown's Las Vegas under the direction of head coach Terry Gray ... A five-time J.O. Nationals qualifier ... Had a standout senior year in club gymnastics in 2012 ... Won the all-around title at the 2012 J.O. National Championships and also captured the beam title, placed second on bars, third on floor and fifth on vault ... Took home the beam and floor titles at regionals and placed second in the all-around for Region 1 ... Won the all-around, vault, bars and floor titles at the Nevada State Championships in 2012 ... Earned the vault national title and placed fourth on bars at the 2011 J.O. Nationals ... Swept the vault, bars, beam, floor and all-around titles at the Region 1 Championships in 2011 ... A member of the J.O. National Team in 2010 after a fourth-place finish in the all-around ... Attended Canyon Springs High School where she graduated with honors.

### **PERSONAL**

Full name is Randii Ianeke Wyrick ... Born December 17, 1993 in Las Vegas, Nev. ... Daughter of Tara Wyrick ... Has an older brother, Jessie, and a younger sister, Aliyah ... Majoring in sport administration.

### **WYRICK'S CAREER HIGHS**

Vault: 9.875 (2-8-13 at Missouri)

Bars: 9.925 (three times; Last: 4-19-13 at NCAA Championships Semifinal I)

Beam: 9.825 (3-8-13 vs. Alabama)

Floor: 9.775 (3-8-13 vs. Alabama)

### **WYRICK'S CAREER INDIVIDUAL TITLES**

Bars: 2

**Total: 2**



## **Shae Zamardi**

**All-Around**

**5-3 • So. • 1L**

**Vancouver Island, B.C. (Flicka)**

Solid competitor in all four events ... Provides quality depth as an all-arounder ... Will look to contend for a spot in competition lineups as a sophomore.

### **FRESHMAN SEASON (2014)**

Saw action in the competition lineup on bars in the season opener against Centenary (1/10) ... Performed an exhibition bars routine against Auburn (1/25) and tallied a 9.825 ... Competed in two exhibition floor routines during the season and scored a 9.75 versus Centenary and a 9.625 at Arkansas (2/7) ... Provided depth on all four events throughout the season.

### **CLUB/HIGH SCHOOL**

Competed as a senior high performance gymnast for coaches Dorina Stan and David Kenwright at Flicka Gymnastics Academy ... Earned second place on bars and finished 10th in the all-around at the Elite Canada 2013 meet ... Captured the bars and all-around titles at the 2013 Kyle Shewfelt Gymfest and she also finished second on floor, third on vault and fourth on beam ... Placed sixth on vault and seventh on bars on day one of the 2013 Canadian Championships ... Finished seventh on bars at the 2012 Canadian Championships ... Took the silver medal on bars at the 2011 Canada Winter Games and recorded a sixth-place finish on bars at the 2011 Canadian Championships ... Attended and graduated from Terry Fox Secondary.

### **PERSONAL**

Born May 1, 1995 in Markham, Ontario ... Calls Vancouver Island, B.C., her hometown ... Daughter of Stef and Elaine Zamardi ... Has one younger sister, Keana ... Fluent in Dutch ... Majoring in mass communication with a concentration in journalism.

### **ZAMARDI'S CAREER HIGHS**

Bars: 9.225 (1-10-14 vs. Centenary)





# D-D Breau

## HEAD COACH • 38TH SEASON

With each passing season, LSU gymnastics continues to collect more honors and titles to its storied program, and head coach D-D Breau has been the catalyst behind LSU's sustained success.

Led by Breau, LSU has seen increasing accolades that include nine NCAA Championships appearances in the last 10 seasons, four Super Sixes in the last seven years and nine individual national titles since 2002.

In 2014, LSU completed arguably the finest season in school history as Breau led the Tigers to numerous national and school-record accomplishments.

The list of achievements in 2014 includes a program-record third-place national finish in the NCAA Super Six Finals, another individual national title by Rheagan Courville on vault, the 13th regional title in school history, the highest score in program history on three different occasions, 20 total All-America honors including a nation-leading five First-Team All-Americans, and a school-record 13 consecutive meets with at least a 197 score.

Because of her outstanding efforts in leading LSU to a record season, Breau was not only named the 2014 Central Region Coach of the Year, but she was also honored as 2014 National Coach of the Year.

In 2013, LSU recorded the 12th regional team title in school history, and the Tigers reached the NCAA Super Six for the third time in 2013, recording a fifth-place finish. Three gymnasts won five individual SEC titles in Courville (VT, BB, AA), Lloimincia Hall (FX) and Jessica Savona (FX).

In 2010 LSU reached the NCAA Championships for the ninth straight year while senior Susan Jackson became the first LSU gymnast to capture the NCAA All-Around national

title, and she also won the 2010 balance beam title to become LSU's first three-time NCAA champion.

In 2008 LSU joined elite company by advancing to the NCAA Super Six Finals as Breau and the Tigers broke through into the six-team field for the first time in program history to compete for college gymnastics' national championship. The Tigers placed fifth.

In 2009, LSU made a repeat trip to the Super Six to compete for the national title, and one day later Breau and staff coached senior Ashleigh Clare-Kearney to two individual national titles on vault and floor.

As the "Dean of Coaches" at LSU, Breau has represented the University at the highest level both in the gym and in the classroom for more than 30 years.

Entering her 38th season as the mastermind of the LSU gymnastics program, the fire in Breau's eyes burns as brightly today as it did on her first day on the job.

During her tenure Breau has established and maintained LSU's reputation as one of the premier collegiate gymnastics programs in the country. Under her tutelage, the Tigers have placed among the nation's top-10 teams 25 times in 37 seasons, finishing a program-best third in 2014, fourth in 1988 and fifth in 2008 and 2013.

LSU has also placed among the top three in regional competition on 29 separate occasions, winning regional titles 13 times in four different decades, including back-to-back first-place regional finishes in 2008 and 2009 and 2013-2014. Under her leadership, LSU has captured 10 individual national titles, 146 All-America honors and 54 All-SEC selections.

### THE D-D BREAU FILE

**Hometown:** Donaldsonville, La.

**College:** LSU, '76

#### As a Gymnast

Competed at Southeastern Louisiana University in 1972 and 1973. She led Southeastern to a second-place finish at the 1972 AIAW Gymnastics Championships.

#### Coaching Experience

1974-76	Assistant Coach	Southeastern La.
1978-	Head Coach	LSU

Began her coaching career at Southeastern as a student assistant. Transferred to LSU in 1976 and took over as head coach in 1978 while also working toward her master's degree.

### D-D BREAU NOTABLES

<b>2014</b>	National Coach of the Year
<b>4</b>	NCAA Super Six Finals (2008, 09, 13, 14)
<b>30</b>	Consecutive NCAA Regional Appearances
<b>25</b>	NCAA Championships Appearances
<b>10</b>	NCAA Individual National Titles
<b>1</b>	Gymnastics Honda Award Recipient
<b>146</b>	All-America Honors
<b>13</b>	Regional Titles
<b>15</b>	SEC Champions
<b>54</b>	All-SEC Honors
<b>6</b>	SEC Coach of the Year Honors
<b>7</b>	NCAA Central Region Coach of the Year Honors
<b>5</b>	SEC Gymnasts of the Year
<b>125</b>	Scholastic All-America Honors
<b>1</b>	SEC Championship
<b>2009</b>	Named to the USA Gymnastics Region 8 Hall of Fame

### D-D BREAU YEAR-BY-YEAR RECORDS

YEAR	REGULAR SEASON	POST SEASON	NATIONAL FINISH	REGIONAL FINISH	SEC FINISH
2015					
2014	10-3	16-6	3RD	1ST	3RD
2013	15-6	10-5	5TH	1ST	3RD
2012	7-8	7-9	9TH	2ND	4TH
2011	5-13	3-2	20TH	3RD	5TH
2010	11-7-1	4-6	9TH	2ND	4TH
2009	16-5	8-7	6TH	1ST	4TH
2008	17-6	9-6	5TH	1ST	4TH
2007	13-9	6-4	7TH	2ND	4TH
2006	14-11	5-5	8TH	2ND	4TH
2005	19-4	7-3	9TH	1ST	2ND
2004	15-6	7-3	7TH	1ST	3RD
2003	13-10	5-5	10TH	2ND	4TH
2002	10-10	6-4	8TH	1ST	4TH
2001	11-5	3-2	18TH	3RD	4TH
2000	15-4-1	6-4	9TH	2ND	2ND
1999	11-6	6-4	9TH	2ND	4TH
1998	15-7	5-6	9TH	3RD	3RD
1997	12-6-1	4-7	12TH	3RD	3RD
1996	9-11	4-2	-	3RD	5TH
1995	14-4	6-5	9TH	3RD	2ND
1994	13-4-1	6-5	8TH	2ND	3RD
1993	8-9	9-7-1	7TH(T)	2ND	4TH
1992	8-14	0-6	-	7TH	5TH
1991	9-8	9-8	7TH	3RD	3RD
1990	16-3	11-6	6TH	2ND	2ND
1989	17-6	5-1	-	2ND	4TH
1988	15-5-1	13-4	4TH	2ND	4TH
1987	13-4	10-7	7TH	2ND	4TH
1986	7-9	6-8	9TH	1ST	4TH
1985	12-13	4-1	-	2ND	4TH
1984	8-10	-	-	-	4TH
1983	11-6	6-7-1	6TH	3RD	3RD
1982	12-5	1-2	-	3RD	3RD
1981	18-5	-	11TH*	2ND*	1ST
1980	10-3	-	6TH*	1ST*	-
1979	8-1-1	-	11TH*	1ST*	-
1978	9-1	-	9TH*	1ST*	-

443-247-6 (.641) 207-157-2 (.568) = 650-404-8 (.616)

REGULAR SEASON RECORDS INCLUDE SEC CHAMPIONSHIP (UNTIL 2014)

\* AIAW FINISH



# Jay Clark

ASSOCIATE HEAD COACH • 3RD SEASON

- **Named the Ninth-best Recruiter in College Athletics by ESPN The Magazine (2011)**
- **2014 National Co-Assistant Coach of the Year**
- **2014 NCAA Central Region Co-Assistant Coach of the Year**
- **2013 NCAA Central Region Co-Assistant Coach of the Year**
- **2006 NCAA National Assistant Coach of the Year**
- **2006 NCAA Southeast Region Assistant Coach of the Year**
- **2001 USAG State of Georgia Coach of the Year**

Jay Clark enters his third season as associate head coach at LSU in 2015, and he has made an immediate impact in his first two seasons with the Tigers.

With the help of his leadership and expertise in collegiate gymnastics coaching, LSU has earned back-to-back NCAA Super Six Finals appearances in 2013 and 2014, produced two NCAA individual national titles, captured two NCAA regional team titles and tallied numerous school records.

His work with the Fighting Tigers of LSU has not gone unnoticed. In fact, Clark was named the Central Region Co-Assistant Coach of the Year, sharing the honor with fellow LSU assistant Bob Moore, in his first two seasons with the team.

Clark also earned the 2014 National Co-Assistant Coach of the Year award, along with Moore, and it marked the second time in his distinguished coaching career he has garnered the nation's top award.

Clark carries a wealth of championship experience and recruiting prowess in collegiate gymnastics, and he has shown the ability to help programs reach the highest level throughout his coaching career.

Highly regarded as one of the nation's best recruiters, Clark serves as recruiting coordinator at LSU, and he assists in coaching every event for the Tigers with an emphasis on uneven bars.

The 2014 season was arguably the finest in LSU history as the Tigers earned the best finish in program history by taking third place in the NCAA Super Six, and Clark played a prominent role in the Tigers' success throughout the year.

Under Clark's direction, LSU shattered the school record with a 49.330 average on bars and finished the 2014 season ranked No. 5 nationally in the event. In addition, the Tigers tallied three of the top 10 bars scores in school history, including a 49.600 that ranks as the second best, and LSU produced three All-America honors on bars.

Clark coached Rheagan Courville to a First-Team All-America honor at the 2014 NCAA Championships, and Courville went on to finish fifth in the event at the NCAA Individual Finals.

LSU reached the Super Six in the 2013 season, and under Clark's guidance the Tigers finished the season with

a 49.260 regional qualifying score on bars, the highest final RQS in that event since the 2009 season.

Clark coached Sarie Morrison and Randii Wyrick to First-Team All-America honors on bars in his first season with the Tigers, and it marked the first season LSU produced at least two All-Americans on bars since 2010.

Under Clark's tutelage, Morrison shattered the single-season school record by winning 12 bars titles in 2013, breaking the previous record of nine bars titles by Susan Jackson in 2010.

Because of his recruiting success, ESPNU and ESPN The Magazine selected Clark as the ninth-best recruiter in all of collegiate athletics in 2011.

Before Clark joined LSU he spent 20 seasons at the University of Georgia where he helped guide the Gym Dogs to seven NCAA National Titles and 14 Southeastern Conference Championships.

Clark primarily coached bars at Georgia, and he coached the Gym Dogs to 64 All-America honors and seven NCAA individual national titles on bars, including two-time champions Courtney Kupets and Kat Ding.

From 2009-12, Clark served as the head coach at Georgia, and during that time the Gym Dogs captured three NCAA individual national championships and produced 23 All-America honors. In 2012, his Georgia team won the Bulldog Cup, which recognizes the UGA team that excels academically, supports their peers in athletics and consistently serves the community.

Prior to his stint as head coach, Clark was the recruiting coordinator at Georgia from 1999-2009 while serving as assistant coach from 1999-2004 and associate head coach from 2005-09 when Georgia won an NCAA record five straight national titles.

In 2006, he earned National Assistant Coach of the Year and Southeast Region Assistant Coach of the Year honors after Georgia won a second-straight national title, and in 2001 Clark was named USA Gymnastics State of Georgia Coach of the Year.

Clark also coached at the club level for 13 years from 1992-2005 as the founder, owner and head coach of Classic City Gymnastics in Athens, Ga. He coached several Classic City gymnasts to state, regional, national championships and to the Junior Olympic National Team, and eight gymnasts went on to compete collegiately at the NCAA Division I level.

A native of Roswell, Ga., Clark earned his undergraduate degree in exercise science from Georgia. During his college career he also worked as a Physical Therapy Technician at Athens Sports Medicine Clinic, and he stayed in that capacity for four years until his coaching career began at Georgia.

Clark is married to the former Julie Ballard, an All-American Georgia gymnast from 1994-98 and a native of Mandeville, La. The couple has two children – a son, Cole, 12, and a daughter, Kinsey, 8.

## THE JAY CLARK FILE

**Hometown:** Roswell, Ga.

**College:** Georgia

### College Coaching Experience

2013-present – Associate Head Coach, LSU

2009-2012 – Head Coach, Georgia

2005-2009 – Assoc Head Coach/Recruiting Coord, Georgia

1998-2004 – Assistant Coach/Recruiting Coord., Georgia

1990-1996 – Assistant Coach, Georgia

### NCAA Team National Titles During His Tenure

Seven - 1993, 1999, 2005, 2006, 2007, 2008, 2009

### NCAA Bars National Champions Under Jay Clark

In a 20-year stint at the University of Georgia, Jay Clark coached five different gymnasts to seven individual national titles on uneven bars.

1991 - Kelly Macy

1993 - Agina Simpkins

1994 - Lori Strong

2006 - Courtney Kupets

2009 - Courtney Kupets

2011 - Kat Ding

2012 - Kat Ding



## THE BOB MOORE FILE

**Hometown:** Birmingham, Ala.

**College:** Samford, '76

### College Coaching Experience

2000-	Assistant Coach	LSU
1994-99	Assistant Coach	Florida
1989-93	Assistant Coach	Auburn

### Vault National Champions Under Moore

Moore has been a collegiate assistant coach for more than 20 years, and in that time he has coached four gymnasts to six NCAA national championships in the event. Below is a list of NCAA Vault National Champions under Moore:

1997 - Susan Hines, Florida  
 1998 - Susan Hines, Florida  
 2008 - Susan Jackson, LSU  
 2009 - Ashleigh Clare-Kearney, LSU  
 2013 - Rheagan Courville, LSU  
 2014 - Rheagan Courville, LSU

# Bob Moore

## ASSISTANT COACH • 16TH SEASON

- USA Gymnastics Region 8 Hall of Fame
- 2014 National Co-Assistant Coach of the Year
- 2014 NCAA Central Region Co-Assistant Coach of the Year
- 2013 NCAA Central Region Co-Assistant Coach of the Year
- 2009 NCAA Central Region Assistant Coach of the Year
- 2007 NCAA Central Region Assistant Coach of the Year
- 2005 NCAA Central Region Co-Assistant Coach of the Year

For 15 seasons at LSU, Bob Moore has consistently proven that he is one of the nation's best vault coaches.

In 2014, his coaching peers across the nation recognized his efforts by voting him not only the Central Region Co-Assistant Coach of the Year but also the National Co-Assistant Coach of the Year along with fellow LSU assistant Jay Clark.

The 2014 season was arguably the finest in LSU history, and Moore was a major reason why. He coached Rheagan Courville to a second straight NCAA national title on vault, led the Tigers to the No. 1 national ranking on vault for the second consecutive season, set the school record with an astonishing 49.483 season average on vault, and coached four gymnasts to All-America honors in the event.

In addition, Moore guided the Tigers to five of the Top 10 vault scores in school history in 2014, including a program-record 49.650 total in the NCAA Regional.

LSU ranked No. 1 nationally as a team on vault for half the 2013 season, including the final rankings, and Moore coached Courville to the SEC vault title and NCAA national title.

Moore earned NCAA Central Region Co-Assistant Coach of the Year honors in 2013, sharing the award with Clark, and Moore guided the Tigers to one of the best seasons on vault in school history.

Not only did Moore coach Courville to the vault national title, but he guided Courville and Sarie Morrison to perfect 10.0 scores in 2013.

Moore coached Susan Jackson to the 2008 NCAA vault national title, and he followed that up by coaching Ashleigh Clare-Kearney to the 2009 NCAA vault title while Jackson was the runner up – giving LSU back-to-back national titles in the event. On top of that, Moore guided three Tigers to First-Team All-America status on vault in 2009 – Clare-Kearney, Jackson and Staci Schwitkis.

In 2010, Moore guided Jackson to a second place finish on vault again, and he coached former walk-on Ashley Lee to a ninth place finish – giving LSU back-to-back years with two gymnasts in the national top 10.

With more than 30 years of outstanding coaching across the southeast, Moore received one of the highest

honors in his profession by being inducted into the USA Gymnastics Region 8 Hall of Fame in 2011.

Regarded as one of the best vaulting coaches in the country, Moore has been recognized several times for his exceptional work. Besides earning National Assistant Coach of the Year honors in 2014, he has been named Central Region Assistant Coach of the Year on five occasions – 2005, 2007, 2009, 2013 and 2014.

A longtime Southeastern Conference assistant, Moore begins his 16th season with the LSU gymnastics program in 2015, and his presence has been undeniable. He has helped the Tigers maintain their status as one of the nation's premier programs that includes nine NCAA Championships appearances in the last 10 years, four Super Sixes in the last seven seasons and nine individual national titles since 2002.

Moore's primary responsibility with the Tigers is vaulting where the team has flourished under his watch as the team has finished in the top 10 of the national rankings in the event 10 of his 15 years at LSU, including four straight seasons from 2007-10, as well as the No. 1 national ranking in 2013 and 2014.

In his 15 previous seasons at LSU, Moore has coached his athletes to 24 All-America honors on vault, four national titles, and two national runner-up finishes. In fact, LSU's one-two finish on vault in 2009 marked only the fourth time in NCAA history that two gymnasts from the same team finished first and second in the vault national finals.

As well as strengthening the Tigers on the vault, Moore plays a significant role with LSU's Bengal Gymnastics program, a highly successful youth age group program that practices in the Tigers' gymnastics training facility.

Moore is also LSU's academic coordinator as he works closely with the gymnastics academic advisor to ensure each gymnast is on the right track each season. In Moore's 15 years with the team, LSU has produced 73 Scholastic All-Americans and 127 SEC Academic Honor Roll members.

Moore's expertise was fine tuned at two other SEC programs. Before joining the Tigers, Moore spent six years at the University of Florida where he served as the program's top assistant. To his credit, Moore coached two national champions on the vault, in addition to numerous All-Americans and SEC champions. Prior to his stint in Gainesville, Moore coached for five seasons as an assistant at Auburn.

A native of Birmingham, Ala., Moore graduated from Samford University in 1976 with a degree in general studies with an emphasis in music. Bob is married to the former Sandra Ballard, and "Pops" and "Momme" are the proud grandparents of Isabella, Sophia, Trey, Brooklyn, Lyla and Maggie.



**TOTAL INDIVIDUAL NATIONAL TITLES - 10**
**Jeanie Beadle**

1977 AIAW Balance Beam National Champion

A pioneer in LSU gymnastics history, Jeanie Beadle won the Tigers' first individual national championship, claiming the AIAW beam title in 1977. She competed for LSU from 1976-80 and earned All-America status in 1977 and 1978. Her national title marked the first individual title for any female student-athlete in LSU history, and her All-America honors were also a first for a female student-athlete at LSU. As the leader of the team during her career, Beadle guided the Tigers to three straight first-place finishes at the AIAW Regionals. For all her accomplishments and firsts at LSU, the Baton Rouge native was inducted into the LSU Athletics Hall of Fame in 1999.

**Nicki Arnstad**

2002 NCAA Floor Exercise National Champion

Nicki Arnstad capped an exceptional four-year career by winning the NCAA floor title at the 2002 national championships in Tuscaloosa, Ala. In the final performance of her career, Arnstad tallied a 9.950 to claim LSU's first NCAA individual national title. She earned a total of four All-America honors during her career as she was recognized twice on the floor and twice in the all-around. Also a two-time First Team All-SEC performer, she still shares the school record on the floor exercise (10.00), posting the perfect score twice during her senior season including at the NCAA Central Regional to lead LSU to the NCAA Championships.

**April Burkholder**

2006 NCAA Balance Beam National Champion

One of the most decorated gymnasts in LSU history, April Burkholder ended a stellar four-year career by winning the national beam title at the 2006 NCAA Championships. In her final meet as a Tiger, Burkholder posted a 9.9125 on the beam in Corvallis, Ore., to become LSU's second beam national champion. She recorded a school record 14 All-America honors during her career and was named to the All-SEC team four times. Burkholder was also selected as both the NCAA Central Region and SEC Gymnast of the Year twice (2004 and 2005) and was named the SEC Freshman of the Year in 2003. She is also second in school history with eight perfect 10.00's and the only Tiger with at least one on three different events - scoring four on floor, two on vault and two on beam.

**Ashleigh Clare-Kearney**

2009 NCAA Vault National Champion

2009 NCAA Floor Exercise National Champion

Ashleigh Clare-Kearney finished her outstanding career April 18, 2009, by becoming LSU's first two-time national champion as she captured the vault national title with a 9.900 average and the floor national title with a 9.950 score in Lincoln, Neb. The five-time First Team All-American capped her senior season by earning NCAA Central Region Gymnast of the Year recognition, and she recorded her third straight First Team All-SEC honor after repeating as SEC Floor Exercise Champion. She was also the SEC Gymnast of the Year as a junior as she became LSU's second SEC All-Around champion in 2008. Clare-Kearney ended her career as LSU's all-time leader in individual titles as she finished with 114, and she was instrumental in leading the Tigers to back-to-back NCAA Super Six appearances in 2008 and 2009.

**Susan Jackson**

2008 NCAA Vault National Champion

2010 NCAA All-Around National Champion

2010 NCAA Balance Beam National Champion

Susan Jackson became LSU's first gymnast to win a national title before her senior season as she earned the vault national title with a 9.8563 average as a sophomore at the 2008 NCAA Championships in Athens, Ga. After finishing as national runner up on vault in 2009 behind Ashleigh Clare-Kearney, Jackson went out on top as a senior in 2010 by capturing two more national titles to become LSU's first three-time champion. She tallied a 39.625 all-around score at the NCAA Championships in Gainesville, Fla., to earn LSU's first All-Around national title, and two days later she punctuated her career with a near-flawless performance to earn the beam national title with a 9.9625 score. Displaying consistency all season as a senior, Jackson was named the SEC Gymnast of the Year and NCAA Central Region Gymnast of the Year, and she became the first LSU gymnast to receive the prestigious AAI Award and Gymnastics Honda Sports Award that both go to the nation's top gymnast. Jackson further cemented her legacy by winning 11 all-around titles in 2010, breaking a 30-year-old school record for the most in a single season.

**Rheagan Courville**

2013 NCAA Vault National Champion

2014 NCAA Vault National Champion

Rheagan Courville capped one of the best seasons in LSU history by winning the vault national title on April 21, 2013 inside Pauley Pavilion in Los Angeles, Calif. Courville performed a fantastic vault to score a 9.9250 and take home the title. Her sophomore campaign in 2013 will go down as one of the finest in LSU gymnastics. She won SEC Gymnast of the Year and became the first Tiger gymnast to win three titles at one SEC Championship as she captured the vault, beam and all-around titles. Courville was also named the NCAA Central Region Gymnast of the Year after she led the nation with nine all-around victories in 2013. She became the first LSU gymnast in history to repeat as national champion in an event as she captured the 2014 NCAA vault national title. Courville earned the highest score on vault ever in the NCAA Individual Event Finals competition with a 9.9750 to win the national title on April 20, 2014 inside BJCC Arena in Birmingham, Ala. The national title capped another fantastic season for the Baton Rouge native. In 2014, Courville earned Central Region Gymnast of the Year honors for the second straight year, finished No. 2 nationally in the all-around rankings, tallied eight All-America honors including multiple first-team honors on vault and the all-around, and she became only the fourth gymnast in school history to record two or more perfect 10 scores on vault in her career.

## TOTAL ALL-AMERICA HONORS - 146

## 1977

Jeanie Beadle

## 1978

Jeanie Beadle  
Jamie Middleton

## 1980

Jolaine Mighton  
Sandra Smith (VT, FX)

## 1981

Sandra Smith

## 1982

Sandra Smith (VT)

## 1983

Sandra Smith

## 1986

Angie Topham (BB)

## 1987

Jennifer Lyerly (VT)

## 1988

Patti Kieckhefer (BB)

## 1990

Rachelle Fruge' (BB, FX, AA)  
Elizabeth Wilson (UB)

## 1993

Kristine McDonald (VT)  
Jennifer Wood (VT, UB, AA)

## 1994

Aida Canovas (BB)  
Jennifer Wood (FX)

## 1995

Kristy Savoie (FX, AA)  
Jennifer Wood (VT)

## 1996

Jennifer Wood (VT, UB, FX, AA)

## 1997

Colleen Barger (BB)  
Amy McClosky (BB, FX)

## 1998

Colleen Barger (BB)  
Abbey Burns (UB, AA)  
Amy McClosky (BB)

## 1999

Shanyn MacEachern (VT)  
Stacey Wegener (BB)  
Colleen Barger (BB)

## 2000

Beth Boudreaux (BB)  
Abbey Burns (UB)  
Kim Descalopoulos (VT)  
Shanyn MacEachern (VT)  
Stacey Wegener (BB)

## 2001

Nicki Amstad (FX, AA)

## 2002

Nicki Amstad (FX, AA)  
Lauren Companioni (FX)  
Kristin Uransky (UB)

## 2003

Annie Gagnon (UB)

## 2004

April Burkholder (VT, BB, FX, AA)  
Annie Gagnon (UB)

## 2005

April Burkholder (VT, UB, BB, FX, AA)  
Annie Gagnon (VT, UB)  
Terin Martinjak (BB)  
Lisa Rennie (UB)

## 2006

April Burkholder (VT, UB, BB, FX, AA)  
Kelly Lea (UB)  
Terin Martinjak (BB, FX)  
Kelly Phelan (FX)  
Lisa Rennie (UB)

## 2007

Nicki Butler (VT, AA)  
Kristi Esposito (BB)  
Susan Jackson (FX)  
Kelly Phelan (BB, FX)

## 2008

Ashleigh Clare-Kearney (UB, FX)  
Summer Hubbard (UB)  
Susan Jackson (AA, VT, BB, FX)

## 2009

Ashleigh Clare-Kearney (VT, UB, FX)  
Susan Jackson (AA, VT, BB)  
Summer Hubbard (UB)  
Staci Schwitkis (VT)  
Sabrina Franceschelli (AA)  
Kayla Rogers (FX)

## 2010

Susan Jackson (AA, VT, UB, BB)  
Summer Hubbard (UB)  
Ashley Lee (VT)  
Samantha Engle (UB)

## 2011

Kaleigh Dickson (AA)

## 2012

Rheagan Courville (VT, AA)  
Lloimincia Hall (FX)  
Ashley Lee (VT)  
Sarie Morrison (UB)

## 2013

Rheagan Courville (VT, FX, AA)  
Lloimincia Hall (FX)  
Jessie Jordan (FX, AA)  
Maliah Mathis (VT)  
Sarie Morrison (VT, UB)  
Randii Wyrick (UB)

## Regular Season Honors (listed below)

Rheagan Courville (VT, BB, AA)  
Lloimincia Hall (FX)  
Sarie Morrison (UB)

## 2014

Rheagan Courville (VT, UB, AA)  
Sydney Ewing (BB)  
Ashleigh Gnat (VT, FX)  
Jessie Jordan (AA)  
Jessica Savona (FX)

## Regular Season Honors (listed below)

Rheagan Courville (VT, UB, BB, FX, AA)  
Kaleigh Dickson (AA)  
Lloimincia Hall (FX)  
Jessie Jordan (VT, BB, AA)  
Sarie Morrison (VT, UB)

## NCAA POSTSEASON HISTORY - TEAM

### REGIONAL TEAM TITLES - 13 [8 NCAA, 5 AIAW] \*AIAW Regional Finish

Year	Location	Team Score
1975*	Baton Rouge, La.	79.750
1976*	Baton Rouge, La.	99.900
1977*	Stillwater, Okla.	134.250
1979*	Baton Rouge, La.	137.550
1980*	Baton Rouge, La.	147.650
1986	Baton Rouge, La.	185.250
2002	Baton Rouge, La.	196.450
2004	Baton Rouge, La.	197.500
2005	Durham, N.H.	197.125
2008	Baton Rouge, La.	197.625
2009	Columbus, Ohio	196.875
2013	Columbus, Ohio	197.275
2014	Baton Rouge, La.	198.325

### TOP 10 NCAA REGIONAL TEAM TOTALS

1.	198.325	2014 Baton Rouge Regional	Baton Rouge, La.
2.	197.625	2008 Central Regional	Baton Rouge, La.
3.	197.500	2004 Central Regional	Baton Rouge, La.
4.	197.275	2013 Columbus Regional	Columbus, Ohio
5.	197.125	2005 Northeast Regional	Durham, N.H.
6.	196.875	2009 Central Regional	Columbus, Ohio
7.	196.450	2002 Central Regional	Baton Rouge, La.
8.	196.400	2010 Northeast Regional	University Park, Pa.
9.	196.300	2001 Northeast Regional	Ann Arbor, Mich.
10.	196.175	1997 Central Regional	Ann Arbor, Mich.

### TOP 10 NCAA REGIONAL EVENT SCORES VAULT

1.	49.650	2014 Baton Rouge Regional	Baton Rouge, La.
2.	49.625	2008 Central Regional	Baton Rouge, La.
3.	49.525	2004 Central Regional	Baton Rouge, La.
4.	49.500	2007 Southeast Regional	Morgantown, W. Va.
5.	49.475	2005 Northeast Regional	Durham, N.H.
6.	49.450	2013 Columbus Regional	Columbus, Ohio
7.	49.425	2009 Central Regional	Columbus, Ohio
8.	49.275	1997 Central Regional	Ann Arbor, Mich.
T9.	49.250	2002 Central Regional	Baton Rouge, La.
T9.	49.250	2010 Northeast Regional	University Park, Pa.
T11.	49.100	2001 Northeast Regional	Ann Arbor, Mich.
T11.	49.100	2006 Central Regional	Baton Rouge, La.

### BARS

1.	49.425	2014 Baton Rouge Regional	Baton Rouge, La.
2.	49.400	2004 Central Regional	Baton Rouge, La.
3.	49.375	2009 Central Regional	Columbus, Ohio
4.	49.275	2008 Central Regional	Baton Rouge, La.
5.	49.250	2001 Northeast Regional	Ann Arbor, Mich.
6.	49.225	2003 West Regional	Seattle, Wash.
7.	49.150	2010 Northeast Regional	University Park, Pa.
T8.	49.125	1995 Central Regional	Ann Arbor, Mich.
T8.	49.125	2007 Southeast Regional	Morgantown, W. Va.
10.	49.075	1998 Central Regional	Tuscaloosa, Ala.

### BEAM

1.	49.600	2014 Baton Rouge Regional	Baton Rouge, La.
2.	49.350	2013 Columbus Regional	Columbus, Ohio
3.	49.325	2008 Central Regional	Baton Rouge, La.
4.	49.275	2004 Central Regional	Baton Rouge, La.
5.	49.225	1997 Central Regional	Ann Arbor, Mich.
6.	49.175	2010 Northeast Regional	University Park, Pa.
7.	49.150	2005 Northeast Regional	Durham, N.H.
8.	49.100	2012 Seattle Regional	Seattle, Wash.
9.	49.050	2006 Central Regional	Baton Rouge, La.
T10.	49.000	1993 Central Regional	Baton Rouge, La.
T10.	49.000	2000 West Regional	Tucson, Ariz.

### FLOOR

1.	49.650	2014 Baton Rouge Regional	Baton Rouge, La.
2.	49.525	2002 Central Regional	Baton Rouge, La.
3.	49.500	2013 Columbus Regional	Columbus, Ohio
4.	49.450	2005 Northeast Regional	Durham, N.H.
T5.	49.400	1999 Central Regional	Baton Rouge, La.
T5.	49.400	2008 Central Regional	Baton Rouge, La.
7.	49.300	2004 Central Regional	Baton Rouge, La.
8.	49.250	2000 West Regional	Tucson, Ariz.
T9.	49.225	2003 West Regional	Seattle, Wash.
T9.	49.225	2009 Central Regional	Columbus, Ohio
T11.	49.125	1998 Central Regional	Tuscaloosa, Ala.
T11.	49.125	2007 Southeast Regional	Morgantown, W. Va.

## NCAA TEAM NATIONAL CHAMPIONSHIPS - 0

### NCAA SUPER SIX FINALS APPEARANCES - 4

2008 (5th place)  
2009 (6th place)  
2013 (5th place)  
2014 (3rd place)

### TOP 10 NCAA CHAMPIONSHIPS TEAM TOTALS - NCAA SEMIFINAL OR SUPER SIX

1.	197.600	2014 Super Six Final	Birmingham, Ala.
2.	197.325	2013 Prelim-A	Los Angeles, Calif.
3.	197.100	2014 Prelim-A	Birmingham, Ala.
4.	197.050	2013 Super Six Final	Los Angeles, Calif.
5.	196.650	2004 Prelim-B	Los Angeles, Calif.
6.	196.575	2008 Prelim-A	Athens, Ga.
7.	196.550	2012 Prelim-A	Duluth, Ga.
8.	196.375	2009 Super Six Final	Lincoln, Neb.
9.	196.350	2008 Super Six Final	Athens, Ga.
10.	196.300	2009 Prelim-A	Lincoln, Neb.

### TOP 10 NCAA CHAMPIONSHIPS EVENT SCORES - NCAA SEMIFINAL OR SUPER SIX VAULT

1.	49.500	2013 Prelim-A	Los Angeles, Calif.
2.	49.450	2009 Prelim-A	Lincoln, Neb.
3.	49.350	2014 Prelim-A	Birmingham, Ala.
4.	49.325	2014 Super Six Finals	Birmingham, Ala.
T5.	49.300	2007 Prelim-B	Salt Lake City, Utah
T5.	49.300	2004 Prelim-B	Los Angeles, Calif.
7.	49.275	2009 Super Six Finals	Lincoln, Neb.
8.	49.250	2012 Prelim-A	Duluth, Ga.
9.	49.225	2008 Super Six Finals	Athens, Ga.
10.	49.175	2013 Super Six Finals	Los Angeles, Calif.

### BARS

1.	49.475	2013 Prelim-A	Los Angeles, Calif.
2.	49.450	2008 Prelim-A	Athens, Ga.
3.	49.400	2014 Super Six Finals	Birmingham, Ala.
4.	49.300	2010 Prelim-A	Gainesville, Fla.
5.	49.275	2004 Prelim-B	Los Angeles, Calif.
6.	49.225	2014 Prelim-A	Birmingham, Ala.
T7.	49.200	2008 Super Six Finals	Athens, Ga.
T7.	49.200	2013 Super Six Finals	Los Angeles, Calif.
9.	49.150	2005 Prelim-A	Auburn, Ala.
10.	49.125	2009 Prelim-A	Lincoln, Neb.

### BEAM

1.	49.325	2014 Super Six Finals	Birmingham, Ala.
T2.	49.250	2007 Prelim-B	Salt Lake City, Utah
T2.	49.250	2012 Prelim-A	Duluth, Ga.
4.	49.175	2014 Prelim-A	Birmingham, Ala.
5.	49.125	2013 Super Six Finals	Los Angeles, Calif.
6.	49.000	2013 Prelim-A	Los Angeles, Calif.
7.	48.975	1999 Prelim-A	Salt Lake City, Utah
8.	48.900	2006 Prelim-A	Corvallis, Ore.
9.	48.850	1997 Prelim-A	Gainesville, Fla.
10.	48.825	2008 Prelim-A	Athens, Ga.

### FLOOR

T1.	49.550	2014 Super Six Finals	Birmingham, Ala.
T1.	49.550	2013 Super Six Finals	Los Angeles, Calif.
3.	49.375	2002 Prelim-A	Tuscaloosa, Ala.
T4.	49.350	2014 Prelim-A	Birmingham, Ala.
T4.	49.350	2013 Prelim-A	Los Angeles, Calif.
T6.	49.300	2009 Super Six Finals	Lincoln, Neb.
T6.	49.300	2004 Prelim-B	Los Angeles, Calif.
8.	49.250	2008 Prelim-A	Athens, Ga.
T9.	49.200	2009 Prelim-A	Lincoln, Neb.
T9.	49.200	2006 Prelim-A	Corvallis, Ore.
11.	49.175	2005 Prelim-A	Auburn, Ala.



## SOUTHEASTERN CONFERENCE HISTORY

### SEC TEAM CHAMPIONSHIPS - 1

1981

#### TOP 10 SEC CHAMPIONSHIP TEAM TOTALS

1.	197.700	2013 Session II	North Little Rock, Ark.
2.	197.325	2014 Session II	Birmingham, Ala.
3.	197.275	2004	Duluth, Ga.
4.	196.975	2005	Duluth, Ga.
5.	196.825	2000	Gainesville, Fla.
6.	196.550	2009	Nashville, Tenn.
7.	196.500	2008	Duluth, Ga.
8.	196.450	1998	Baton Rouge, La.
9.	196.425	2012	Duluth, Ga.
10.	196.300	2001	Birmingham, Ala.

#### TOP 10 SEC CHAMPIONSHIP EVENT SCORES

##### VAULT

T1.	49.525	2014 Session II	Birmingham, Ala.
T1.	49.525	2013 Session II	North Little Rock, Ark.
3.	49.450	2007	North Little Rock, Ark.
4.	49.375	2012	Duluth, Ga.
T5.	49.350	2008	Duluth, Ga.
T5.	49.350	2011	Birmingham, Ala.
7.	49.325	2009	Nashville, Tenn.
8.	49.300	2010	Jacksonville, Fla.
9.	49.225	2004	Duluth, Ga.
10.	49.150	2005	Duluth, Ga.

##### BARS

1.	49.400	2004	Duluth, Ga.
2.	49.375	2000	Gainesville, Fla.
T3.	49.350	2014 Session II	Birmingham, Ala.
T3.	49.350	2001	Birmingham, Ala.
5.	49.325	2005	Duluth, Ga.
T6.	49.250	1995	Gainesville, Fla.
T6.	49.250	2002	Birmingham, Ala.
8.	49.175	2013 Session II	North Little Rock, Ark.
T9.	49.150	1999	Tuscaloosa, Ala.
T9.	49.150	2009	Nashville, Tenn.
T9.	49.150	2011	Birmingham, Ala.

##### BEAM

T1.	49.375	2004	Duluth, Ga.
T1.	49.375	2013 Session II	North Little Rock, Ark.
3.	49.250	1998	Baton Rouge, La.
4.	49.200	2005	Duluth, Ga.
5.	49.175	2000	Gainesville, Fla.
6.	49.150	2010	Jacksonville, Fla.
7.	49.100	2014 Session II	Birmingham, Ala.
8.	49.050	2001	Birmingham, Ala.
9.	49.000	2012	Duluth, Ga.
T10.	48.975	1999	Tuscaloosa, Ala.
T10.	48.975	2002	Birmingham, Ala.

##### FLOOR

1.	49.625	2013 Session II	North Little Rock, Ark.
2.	49.400	1998	Baton Rouge, La.
3.	49.350	2014 Session II	Birmingham, Ala.
4.	49.325	2000	Gainesville, Fla.
T5.	49.300	2005	Duluth, Ga.
T5.	49.300	2007	North Little Rock, Ark.
T7.	49.275	2004	Duluth, Ga.
T7.	49.275	2008	Duluth, Ga.
9.	49.250	2003	Birmingham, Ala.
T10.	49.175	1995	Gainesville, Fla.
T10.	49.175	2009	Nashville, Tenn.

### SEC COACH OF THE YEAR - 6

1990	D-D Breaux
1993	D-D Breaux
1994	D-D Breaux (Co-Coach of the Year)
1995	D-D Breaux (Co-Coach of the Year)
2000	D-D Breaux
2005	D-D Breaux

### SEC GYMNAST OF THE YEAR - 5

2004	April Burkholder
2005	April Burkholder
2008	Ashleigh Clare-Kearney (Co-Gymnast of the Year)
2010	Susan Jackson
2013	Rheagan Courville

### SEC FRESHMAN OF THE YEAR - 1

2003	April Burkholder
------	------------------

### TOTAL SEC TITLES - 28

#### SEC CHAMPION GYMNASTS - 15

1981	Sandra Smith (VT, FX)
1982	Sandra Smith (VT, FX)
1983	Sandra Smith (VT)
1985	Angie Topham (BB)
1988	Jennifer Lyerly (VT)
	Julianne Wilson (VT)
1990	Jami Snopek (VT)
1991	Rachelle Fruge' (BB, AA)
	Elizabeth Wilson (UB)
1994	Jennifer Wood (UB)
1998	Amy McClosky (BB)
2006	April Burkholder (BB)
2008	Ashleigh Clare-Kearney (FX, AA)
	Susan Jackson (VT)
2009	Ashleigh Clare-Kearney (FX)
	Susan Jackson (BB)
2010	Susan Jackson (VT)
2012	Lloimincia Hall (FX)
2013	Rheagan Courville (VT, BB, AA)
	Lloimincia Hall (FX)
	Jessica Savona (FX)
2014	Lloimincia Hall (FX)

### TOTAL ALL-SEC HONORS - 54

#### ALL-SEC GYMNASTS - 31

1981	Lisa Benn (AA)
	Jamie Middleton (AA)
	Sandra Smith (AA)
1982	Sandra Smith (AA)
1983	Sandra Smith (AA)
1985	Angie Topham (AA)
1987	Mary Spence (AA)
1990	Rachelle Fruge' (AA)
	Jami Snopek (AA)
1991	Rachelle Fruge' (BB, AA)
	Elizabeth Wilson (UB)
1993	Jennifer Wood (AA)
1994	Jennifer Wood (UB, AA)
1995	Kristy Savoie (AA)
	Jennifer Wood (FX, AA)
1996	Jennifer Wood (AA)
1997	Stephanie Hyett (AA)
	Amy McClosky (AA)
1998	Colleen Barger (AA)
	Stephanie Hyett (AA)
	Amy McClosky (BB)
1999	Abbey Burns (AA)
2000	Nicki Arnstad (FX)
	Shanyn MacEachern (AA)
2002	Nicki Arnstad (1st Team AA)
	Rebecca Lightsey (2nd Team BB)
2003	April Burkholder (2nd Team AA)
2004	April Burkholder (1st Team AA)
	Lindsay Beddow (2nd Team UB)

2005	April Burkholder (1st AA, 2nd VT)
	Nicki Butler (2nd Team AA)
	Lisa Rennie (2nd Team UB)
2006	April Burkholder (1st Team BB)
2007	Ashleigh Clare-Kearney (1st AA, 2nd VT)
	Lauren Klein (2nd Team FX)
2008	Ashleigh Clare-Kearney (1st FX, AA)
	Susan Jackson (1st Team VT)
2009	Ashleigh Clare-Kearney (1st FX)
	Susan Jackson (1st Team BB, AA)
2010	Susan Jackson (1st Team VT)
	Gloria Johnson (2nd Team VT)
2011	Sarie Morrison (2nd Team VT)
2012	Rheagan Courville (1st Team AA)
	Lloimincia Hall (1st Team FX)
	Jessie Jordan (2nd Team AA)
	Ashley Lee (2nd Team VT)
2013	Rheagan Courville (VT, BB, AA)
	Lloimincia Hall (FX)
	Jessica Savona (FX)
2014	Rheagan Courville (BB)
	Lloimincia Hall (FX)
	Jessie Jordan (VT)

### SEC ALL-FRESHMAN TEAM

#### (BEGAN IN 2009) - 5

2011	Sarie Morrison
2012	Rheagan Courville
	Lloimincia Hall
	Jessie Jordan
2013	Jessica Savona

## NCAA POSTSEASON HISTORY - INDIVIDUAL

### TOP 10 NCAA REGIONAL INDIVIDUAL ALL-AROUND TOTALS

1.	39.825 (won AA)	Ashleigh Clare-Kearney	2008 Central Regional	Baton Rouge, La.
2.	39.725 (won AA)	Rheagan Courville	2014 Baton Rouge Regional	Baton Rouge, La.
3.	39.675 (won AA)	April Burkholder	2004 Central Regional	Baton Rouge, La.
4.	39.600 (won AA)	Susan Jackson	2009 Central Regional	Columbus, Ohio
5.	39.575 (won AA)	April Burkholder	2005 Northeast Regional	Durham, N.H.
6.	39.500	Susan Jackson	2008 Central Regional	Baton Rouge, La.
7.	39.475 (won AA)	Jennifer Wood	1995 Central Regional	Ann Arbor, Mich.
T8.	39.450 (won AA)	Nicki Arnstad	2002 Central Regional	Baton Rouge, La.
T8.	39.450	April Burkholder	2003 West Regional	Seattle, Wash.
T8.	39.450 (won AA)	Jessie Jordan	2013 Columbus Regional	Columbus, Ohio

### TOP NCAA REGIONAL EVENT SCORES VAULT

T1.	10.000	Jennifer Wood	1995 Central Regional	Ann Arbor, Mich.
T1.	10.000	Ashleigh Clare-Kearney	2008 Central Regional	Baton Rouge, La.
3.	9.975	Jennifer Wood	1994 Central Regional	Tuscaloosa, Ala.
T4.	9.950	Stephanie Hyett	1997 Central Regional	Ann Arbor, Mich.
T4.	9.950	April Burkholder	2004 Central Regional	Baton Rouge, La.
T4.	9.950	Nicki Butler	2004 Central Regional	Baton Rouge, La.
T4.	9.950	April Burkholder	2005 Northeast Regional	Durham, N.H.
T4.	9.950	Nicki Butler	2005 Northeast Regional	Durham, N.H.
T4.	9.950	Ashleigh Clare-Kearney	2005 Northeast Regional	Durham, N.H.
T4.	9.950	Nicki Butler	2007 Southeast Regional	Morgantown, W. Va.
T4.	9.950	Susan Jackson	2008 Central Regional	Baton Rouge, La.
T4.	9.950	Ashleigh Clare-Kearney	2009 Central Regional	Columbus, Ohio
T4.	9.950	Susan Jackson	2010 Northeast Regional	University Park, Pa.
T4.	9.950	Ashleigh Gnat	2014 Baton Rouge Regional	Baton Rouge, La.
T4.	9.950	Sarie Morrison	2014 Baton Rouge Regional	Baton Rouge, La.
T4.	9.950	Rheagan Courville	2014 Baton Rouge Regional	Baton Rouge, La.

### BARS

T1.	9.950	Jennifer Wood	1994 Central Regional	Tuscaloosa, Ala.
T1.	9.950	Annie Gagnon	2005 Northeast Regional	Durham, N.H.
T1.	9.950	Susan Jackson	2010 Northeast Regional	University Park, Pa.
T4.	9.925	Summer Hubbard	2008 Central Regional	Baton Rouge, La.
T4.	9.925	Summer Hubbard	2009 Central Regional	Columbus, Ohio
T6.	9.900	Beth Boudreaux	2001 Northeast Regional	Ann Arbor, Mich.
T6.	9.900	April Burkholder	2004 Central Regional	Baton Rouge, La.
T6.	9.900	Annie Gagnon	2004 Central Regional	Baton Rouge, La.
T6.	9.900	Ashleigh Clare-Kearney	2007 Southeast Regional	Morgantown, W. Va.
T6.	9.900	Summer Hubbard	2007 Southeast Regional	Morgantown, W. Va.
T6.	9.900	Ashleigh Clare-Kearney	2008 Central Regional	Baton Rouge, La.
T6.	9.900	Ashleigh Clare-Kearney	2009 Central Regional	Columbus, Ohio
T6.	9.900	Sarie Morrison	2013 Columbus Regional	Columbus, Ohio
T6.	9.900	Kaleigh Dickson	2014 Baton Rouge Regional	Baton Rouge, La.
T6.	9.900	Randii Wyrick	2014 Baton Rouge Regional	Baton Rouge, La.
T6.	9.900	Sarie Morrison	2014 Baton Rouge Regional	Baton Rouge, La.

### BEAM

T1.	9.975	Ashleigh Clare-Kearney	2008 Central Regional	Baton Rouge, La.
T1.	9.975	Rheagan Courville	2014 Baton Rouge Regional	Baton Rouge, La.
T3.	9.950	Jessie Jordan	2013 Columbus Regional	Columbus, Ohio
T3.	9.950	Ashleigh Gnat	2014 Baton Rouge Regional	Baton Rouge, La.
5.	9.925	Susan Jackson	2009 Central Regional	Columbus, Ohio
T6.	9.900	Aida Canovas	1993 Central Regional	Baton Rouge, La.
T6.	9.900	April Burkholder	2003 West Regional	Seattle, Wash.
T6.	9.900	Annie Gagnon	2004 Central Regional	Baton Rouge, La.
T6.	9.900	Kristi Esposito	2008 Central Regional	Baton Rouge, La.
T6.	9.900	Susan Jackson	2010 Northeast Regional	University Park, Pa.
T6.	9.900	Rheagan Courville	2013 Columbus Regional	Columbus, Ohio
T6.	9.900	Sydney Ewing	2014 Baton Rouge Regional	Baton Rouge, La.
T6.	9.900	Jessie Jordan	2014 Baton Rouge Regional	Baton Rouge, La.

### FLOOR

T1.	10.000	Nicki Arnstad	2002 Central Regional	Baton Rouge, La.
T1.	10.000	Lloimincia Hall	2014 Baton Rouge Regional	Baton Rouge, La.
3.	9.975	April Burkholder	2005 Northeast Regional	Durham, N.H.
T4.	9.950	Nicki Arnstad	2000 West Regional	Tucson, Ariz.
T4.	9.950	April Burkholder	2004 Central Regional	Baton Rouge, La.
T4.	9.950	Ashleigh Clare-Kearney	2008 Central Regional	Baton Rouge, La.
T4.	9.950	Lloimincia Hall	2013 Columbus Regional	Columbus, Ohio
T4.	9.950	Rheagan Courville	2014 Baton Rouge Regional	Baton Rouge, La.
T9.	9.925	Shayn MacEachern	1999 Central Regional	Baton Rouge, La.
T9.	9.925	April Burkholder	2003 West Regional	Seattle, Wash.
T9.	9.925	Kelly Phelan	2006 Central Regional	Baton Rouge, La.
T9.	9.925	Jessie Jordan	2014 Baton Rouge Regional	Baton Rouge, La.
T9.	9.925	Jessica Savona	2014 Baton Rouge Regional	Baton Rouge, La.

### TOP 10 NCAA CHAMPIONSHIPS INDIVIDUAL ALL-AROUND TOTALS

T1.	39.625	Ashleigh Clare-Kearney	2008 Super Six Finals	Athens, Ga.
T1.	39.625 (won AA)	Susan Jackson	2010 Prelim-A	Gainesville, Fla.
3.	39.600	April Burkholder	2004 Prelim-B	Los Angeles, Calif.
4.	39.575 (Runner up)	Rheagan Courville	2013 Prelim-A	Los Angeles, Calif.
T5.	39.550	Rheagan Courville	2014 Super Six Finals	Birmingham, Ala.
T5.	39.550	Ashleigh Clare-Kearney	2009 Super Six Finals	Lincoln, Neb.
7.	39.525	Rheagan Courville	2014 Prelim-A	Birmingham, Ala.
T8.	39.500	April Burkholder	2006 Prelim-A	Corvallis, Ore.
T8.	39.500	Susan Jackson	2008 Prelim-A	Athens, Ga.
T10.	39.475	April Burkholder	2005 Prelim-A	Auburn, Ala.
T10.	39.475	Rheagan Courville	2012 Prelim-A	Duluth, Ga.
T10.	39.475	Rheagan Courville	2013 Super Six Finals	Los Angeles, Calif.

### TOP NCAA CHAMPIONSHIPS EVENT SCORES - NCAA SEMIFINAL, SUPER SIX or EVENT FINALS VAULT

1.	9.975 (won VT)	Rheagan Courville	2014 Event Finals	Birmingham, Ala.
T2.	9.950	April Burkholder	2004 Prelim-B	Los Angeles, Calif.
T2.	9.950	Nicki Butler	2007 Prelim-B	Salt Lake City, Utah
T2.	9.950	Ashleigh Clare-Kearney	2009 Prelim-A	Lincoln, Neb.
T2.	9.950	Susan Jackson	2009 Prelim-A	Lincoln, Neb.
T2.	9.950	Ashleigh Clare-Kearney	2009 Super Six Finals	Lincoln, Neb.
T2.	9.950	Susan Jackson	2010 Prelim-A	Gainesville, Fla.
T2.	9.950	Rheagan Courville	2013 Prelim-A	Los Angeles, Calif.
T9.	9.925	Jennifer Wood	1996 Prelim-A	Tuscaloosa, Ala.
T9.	9.925	Susan Jackson	2008 Super Six Finals	Athens, Ga.
T9.	9.925	Ashleigh Clare-Kearney	2008 Super Six Finals	Athens, Ga.
T9.	9.925	Susan Jackson	2009 Super Six Finals	Lincoln, Neb.
T9.	9.925	Rheagan Courville	2012 Prelim-A	Duluth, Ga.
T9.	9.925 (won VT)	Rheagan Courville	2013 Event Finals	Birmingham, Ala.

### BARS

T1.	9.950	Ashleigh Clare-Kearney	2008 Prelim-A	Athens, Ga.
T1.	9.950	Sarie Morrison	2013 Prelim-A	Los Angeles, Calif.
T3.	9.925	Summer Hubbard	2008 Prelim-A	Athens, Ga.
T3.	9.925	Susan Jackson	2010 Prelim-A	Gainesville, Fla.
T3.	9.925 (Runner up)	Summer Hubbard	2010 Event Finals	Gainesville, Fla.
T3.	9.925	Randii Wyrick	2013 Prelim-A	Los Angeles, Calif.
T3.	9.925	Sarie Morrison	2014 Super Six Finals	Birmingham, Ala.
8.	9.9125	Susan Jackson	2010 Event Finals	Gainesville, Fla.

### BEAM

1.	9.9625 (won BB)	Susan Jackson	2010 Event Finals	Gainesville, Fla.
2.	9.9125 (won BB)	April Burkholder	2006 Event Finals	Corvallis, Ore.
T3.	9.900	Ashleigh Clare-Kearney	2008 Super Six Finals	Athens, Ga.
T3.	9.900	Susan Jackson	2010 Prelim-A	Gainesville, Fla.
T3.	9.900	Britney Taylor	2013 Super Six Finals	Los Angeles, Calif.
T3.	9.900	Sydney Ewing	2014 Prelim-A	Birmingham, Ala.
T3.	9.900	Rheagan Courville	2014 Super Six Finals	Birmingham, Ala.
T3.	9.900	Jessie Jordan	2014 Super Six Finals	Birmingham, Ala.

### FLOOR

T1.	9.950 (won FX)	Nicki Arnstad	2002 Event Finals	Tuscaloosa, Ala.
T1.	9.950 (won FX)	Ashleigh Clare-Kearney	2009 Event Finals	Lincoln, Neb.
T1.	9.950	Lloimincia Hall	2013 Super Six Finals	Los Angeles, Calif.
T1.	9.950	Rheagan Courville	2014 Super Six Finals	Birmingham, Ala.
T1.	9.950	Lloimincia Hall	2014 Super Six Finals	Birmingham, Ala.
T6.	9.925	Nicki Arnstad	2002 Prelim-A	Tuscaloosa, Ala.
T6.	9.925	Ashleigh Clare-Kearney	2009 Super Six Finals	Lincoln, Neb.
T6.	9.925	Jessica Savona	2014 Prelim-A	Birmingham, Ala.

**TOTAL SCHOLASTICS ALL-AMERICANS - 125**
**1991**

Kristine McDonald  
Christine Wetzell  
Elizabeth Wilson

**1992**

Alana Long

**1993**

Alana Long  
Kristy Savoie

**1994**

Kelly Duffy  
Alysia Furgatch  
Alana Long  
Roxanne St. Romain  
Kristy Savoie

**1995**

Kelly Duffy  
Alysia Furgatch  
Jennifer Landry  
Alana Long  
Cindy Marion  
Kristy Savoie

**1996**

Robin Evans  
Jennifer Landry  
Cindy Marion  
Kristy Savoie

**1997**

Abbey Burns  
Kerry Descalopoulos  
Robin Evans  
Cindy Marion  
Amy McClosky

**1998**

Colleen Barger  
Abbey Burns  
Leah Concannon  
Jennie Conrad  
Kerry Descalopoulos  
Kim Descalopoulos  
Robin Evans  
Cindy Marion  
Amy McClosky  
Stacey Wegener

**1999**

Colleen Barger  
Abbey Burns  
Leah Concannon  
Jennie Conrad  
Kerry Descalopoulos  
Kim Descalopoulos  
Stacey Wegener

**2000**

Colleen Barger  
Abbey Burns  
Marina Degteva  
Adrienne Couret  
Kerry Descalopoulos  
Kim Descalopoulos  
Sharene Mamby  
Stacey Wegener

**2001**

Lindsay Beddow  
Adrienne Couret  
Marina Degteva  
Sharene Mamby

**2002**

Lindsay Beddow  
Lauren Companioni  
Adrienne Couret  
Marina Degteva  
Rachel Franzella  
Jade Jenkins  
Sharene Mamby

**2003**

Lindsay Beddow  
Lauren Companioni  
Jade Jenkins  
Kelly Lea  
Terin Martinjak  
Amanda Mueller

**2004**

Lindsay Beddow  
Lauren Companioni  
Annie Gagnon  
Jade Jenkins  
Kelly Lea  
Amanda Mueller

**2005**

Lauren Companioni  
Annie Gagnon  
Jade Jenkins  
Kelly Lea

**2006**

Kristi Esposito  
Lauren Klein  
Kelly Lea  
Amanda Morales  
Kelly Phelan

**2007**

Kristi Esposito  
Lauren Klein  
Amanda Morales  
Kelly Phelan

**2008**

Ashleigh Clare-Kearney  
Kristi Esposito  
Sabrina Franceschelli  
Lauren Klein  
Amanda Morales

**2009**

Ashleigh Clare-Kearney  
Lauren Klein  
Amanda Morales

**2010**

Kaleigh Dickson  
Lainie Fleming  
Sabrina Franceschelli  
Janelle Garcia

**2011**

Casey Duvall  
Lainie Fleming  
Janelle Garcia  
Ashley Lee  
Shelby Prunty  
Staci Schwitkis  
Sarah Zoldos

**2012**

Casey Duvall  
Lainie Fleming  
Ashley Lee  
Shelby Prunty

**2013**

Casey Duvall  
Lainie Fleming  
Michelle Gauthier  
Lloimincia Hall  
Jessie Jordan  
Shelby Prunty

**2014**

Rheagan Courville  
Kaleigh Dickson  
Casey Duvall  
Sydney Ewing  
Lainie Fleming  
Michelle Gauthier  
Lloimincia Hall  
Jessie Jordan  
Sarie Morrison

## SEC ACADEMIC HONOR ROLL MEMBERS

### TOTAL SEC ACADEMIC HONOR ROLL SELECTIONS - 177

#### 1987

Angie Topham

#### 1990

Elizabeth Wilson

#### 1991

Kristine McDonald  
Christine Wetzel  
Elizabeth Wilson

#### 1992

Alana Long  
Elizabeth Wilson

#### 1993

Alana Long  
Kristy Savoie

#### 1994

Jennifer Landry  
Alana Long  
Kristy Savoie

#### 1995

Kelly Duffy  
Alysia Furgatch  
Jennifer Landry  
Alana Long  
Roxanne St. Romain  
Kristy Savoie

#### 1996

Jennifer Landry  
Cindy Marion  
Amy McClosky  
Kristy Savoie

#### 1997

Robin Evans  
Cindy Marion  
Amy McClosky  
Denise Savoie

#### 1998

Colleen Barger  
Abbey Burns  
Kerry Descalopoulos  
Kim Descalopoulos  
Robin Evans  
Stephanie Hyett  
Cindy Marion  
Amy McClosky  
Denise Savoie  
Kellye Smith  
Stacey Wegener

#### 1999

Colleen Barger  
Abbey Burns  
Leah Concannon  
Jennie Conrad  
Patricia Corbello

Kerry Descalopoulos  
Kim Descalopoulos  
Stephanie Hyett  
Kellye Smith  
Stacey Wegener

#### 2000

Colleen Barger  
Beth Boudreaux  
Abbey Burns  
Patricia Corbello  
Adrienne Couret  
Marina Degteva  
Kerry Descalopoulos  
Kim Descalopoulos  
Stephanie Hyett  
Sharene Mamby  
Kellye Smith  
Stacey Wegener

#### 2001

Beth Boudreaux  
Patricia Corbello  
Adrienne Couret  
Marina Degteva  
Sharene Mamby

#### 2002

Beth Boudreaux  
Tricia Corbello  
Adrienne Couret  
Marina Degteva  
Sharene Mamby

#### 2003

Lindsay Beddow  
Beth Boudreaux  
Brooke Cazeaux  
Lauren Companioni  
Adrienne Couret  
Marina Degteva  
Rachel Franzella  
Annie Gagnon  
Jade Jenkins  
Rebecca Lightsey  
Sharene Mamby  
Chelsea Richard  
Kristin Uransky

#### SEC Freshman Academic Honor Roll

Kelly Lea  
Terin Martinjak

#### 2004

Lindsay Beddow  
Lauren Companioni  
Annie Gagnon  
Jade Jenkins  
Kelly Lea  
Terin Martinjak  
**SEC Freshman Academic Honor Roll**  
Lisa Rennie

#### 2005

April Burkholder  
Lauren Companioni

Megan Durning  
Annie Gagnon  
Katherine Hilton  
Jade Jenkins  
Kelly Lea  
Rikki L'Heureux  
Kelly Phelan  
Terin Martinjak  
Lisa Rennie

#### 2006

Kelly Lea  
Terin Martinjak  
Kelly Phelan  
Lisa Rennie  
**SEC Freshman Academic Honor Roll**  
Lauren Klein  
Amanda Morales  
Vanessa Rodriguez  
Christina Suhr

#### 2007

Kristi Esposito  
Lauren Klein  
Amanda Morales  
Kelly Phelan  
Lisa Rennie  
**SEC Freshman Academic Honor Roll**  
Sabrina Franceschelli  
Summer Hubbard  
Kayla Rogers  
Yvette Triay

#### 2008

Ashleigh Clare-Kearney  
Kristi Esposito  
Sabrina Franceschelli  
Lauren Klein  
Kayla Rogers

#### 2009

Ashleigh Clare-Kearney  
Sabrina Franceschelli  
Susan Jackson  
Lauren Klein  
Kayla Rogers

#### 2010

Samantha Engle  
Sabrina Franceschelli  
Susan Jackson  
**SEC Freshman Academic Honor Roll**  
Kaleigh Dickson  
Janelle Garcia  
Shelby Prunty

#### 2011

Kaleigh Dickson  
Samantha Engle  
Lainie Fleming  
Janelle Garcia  
Ashley Lee  
Shelby Prunty  
**SEC Freshman Academic Honor Roll**  
Casey Duvall

Mckenzie Fox  
Sidney Sanabria-Robles

#### 2012

Kaleigh Dickson  
Casey Duvall  
Lainie Fleming  
Mckenzie Fox  
Janelle Garcia  
Ashley Lee  
Shelby Prunty  
**SEC Freshman Academic Honor Roll**  
Rheagan Courville  
Lloimincia Hall

#### 2013

Rheagan Courville  
Kaleigh Dickson  
Casey Duvall  
Lainie Fleming  
Mckenzie Fox  
Ericka Garcia  
Lloimincia Hall  
Jessie Jordan  
**SEC First-Year Academic Honor Roll**  
Michelle Gauthier  
Jessica Savona  
Randii Wyrick

#### 2014

Rheagan Courville  
Kaleigh Dickson  
Casey Duvall  
Lainie Fleming  
Michelle Gauthier  
Lloimincia Hall  
Jessie Jordan  
Sarie Morrison  
Jessica Savona  
Randii Wyrick  
**SEC First-Year Academic Honor Roll**  
Sydney Ewing  
Ashleigh Gnat  
Shonacee Oliva



**A**

Nicki Armstad (1999-2002)

**B**

Colleen Barger (1997-2000)  
 Syreeta Barnett (1994-97)  
 Jeanie Beadle (1977-78)  
 Lindsay Beddow (2001-04)  
 Lisa Benn (1981-84)  
 Beth Boudreaux (1999-2002)  
 Brittany Brown (2003-04)  
 Stephanie Buck (1996)  
 April Burkholder (2003-06)  
 Nicki Butler (2004-07)  
 Abbey Burns (1997-2000)

**C**

Michelle Camarata (1981)  
 Aida Canovas (1993-95)  
 Brooke Cazeaux (2000-03)  
 Allison Christopher (1986)  
 Aimee Churchill (1988-91)  
 Paige Cipolloni (2008-09)  
 Ashleigh Clare-Kearney (2005, 2007-09)  
 Lauren Companioni (2002-05)  
 Leah Concannon (1998-99)  
 Jennie Conrad (1998-99)  
 Tricia Corbello (1998-2001)  
 Adrienne Couret (1999-2002)  
**Rheagan Courville (2012-14)**  
 Lauren Craig (1983-84)

**D**

Marina Degteva (1999-2002)  
 Tammy DeFries (1986-88)  
 Tracy Delello (1986)  
 Kerry Descalopoulos (1997-2000)  
 Kim Descalopoulos (1997-2000)  
 Kaleigh Dickson (2011-14)  
 Ellen Donaldson (1982-84)  
 Cathy Douglass (1987)  
 Kelly Duffy (1994-95)  
 Megan Durning (2003-05)  
 Amy Duval (1985)  
 Casey Duvall (2011-14)

**E**

Emily Ellis (2005-06)  
 Samantha Engle (2008-11)  
 Kristi Esposito (2007-08)  
 Dionne Estpinel (1981)  
 Robin Evans (1996-98)  
**Sydney Ewing (2014)**

**F**

Lainie Fleming (2011-14)  
 Tricia Fortson (1990)  
 Mckenzie Fox (2011-14)  
 Sabrina Franceschelli (2007-10)  
 Rachel Franzella (2002-03)  
 Nancy Frey (1983-84)  
 Rachelle Fruge' (1988-91)  
 Alysia Furgatch (1994-95)

**G**

Annie Gagnon (2002-05)  
 Ericka Garcia (2010-13)  
 Janelle Garcia (2010-12)  
**Michelle Gauthier (2013-14)**  
 Teri Gibson (2006)

**Ashleigh Gnat (2014)**

Amber Goforth (1992-93)

**H**

**Lloimincia Hall (2012-14)**  
 Terri Harris (1980)  
 Sherri Hayes (1977-78)  
 Katherine Hilton (2003-05)  
 Ashley Hopson (2001)  
 Eva Hozman (1989-90)  
 Summer Hubbard (2007-10)  
 Stephanie Hyett (1997-2000)

**J**

Susan Jackson (2007-10)  
 Jade Jenkins (2002-05)  
 Gloria Johnson (2009-10)  
 Jennifer Jones (1994)  
**Jessie Jordan (2012-14)**

**K**

Lori Kent (1977-80)  
 Patti Kieckhefer (1986-89)  
 Lauren Klein (2006-09)

**L**

Jennifer Landry (1993-96)  
 Randi Lau (2012)  
 Kelly Lea (2003-06)  
 Ashley Lee (2009-12)  
 Rikki L'Heureux (2003-05)  
 Susan Lindblom (1988-90)  
 Rebecca Lightsey (2000-01)  
 Alana Long (1992-95)  
 Larissa Lowing (1992-95)  
 Jennifer Lyerly (1986-89)  
 Nikki Lyons (2008)

**M**

Sharyn MacEachern (1999-2002)  
 Sharene Mamby (1998-2000, 02)  
 Cindy Marion (1995-98)  
 Terin Martinjak (2003-06)  
 Maliah Mathis (2011-14)  
 Amy McClosky (1995-98)  
 Kristine McDonald (1990-93)  
 Debbie Menzie (1977-78)  
 Jamie Middleton (1978-81)  
 Jolaine Mighton (1980)  
 Kim Miner (1986)  
 Cecilia Montani (1984-86)  
 Amanda Morales (2006-08)  
 Sarie Morrison (2011-14)  
 Amanda Mueller (2001)  
 Daniela Muzkat (1987)

**O**

**Shonacee Oliva (2014)**

**P**

Kelly Phelan (2004-07)  
 Jennifer Pokrana (1996-97)  
 Kathy Polko (1986-88)  
 Shelby Prunty (2010-12)

**Q**

Elizabeth Qualine (1978-79)

**R**

**Britney Ranzy (2013-14)**

Aparna Ray (1994-97)  
 Pam Reither (1982-85)  
 Lisa Rennie (2004-07)  
 Chelsea Richard (2001-03)  
 Tami Richardson (1985-86)  
 Vanessa Rodriguez (2006)  
 Nina Roffey (1986)  
 Donna Rogers (1984-85)  
 Kayla Rogers (2007-10)  
 Roxanne St. Romain (1994-95)

**S**

Denise Savoie (1996-98)  
 Kristy Savoie (1993-96)  
**Jessica Savona (2013-14)**  
 Staci Schwitkis (2008-09)  
 Kellye Smith (1997-2000)  
 Sandra Smith (1980-83)  
 Jami Snopek (1988-91)  
 Mary Spence (1985-87)  
 Michelle Spillman (1987)  
 Paula Stansbury (1981-84)  
 Shea Lyn Streeter (1991)  
 Christina Suhr (2006)  
 Missy Sweeton (1979)

**T**

Britney Taylor (2012-13)  
 Jessica Thompson (2001)  
 Lindsey Thompson (2003-05)  
 Angie Topham (1985-88)  
 Beth Tostevin (1985-86)  
 Yvette Triay (2007-08)  
 Cindy Truman (1986)

**U**

Kristin Uransky (2001-02)

**V**

Maureen Valentine (1982-85)  
 Stephanie Viado (1996)  
 Kirstie Viens (2009)

**W**

Marla Walker (1982-85)  
 Stacey Wegener (1997-2000)  
 Elizabeth Wilson (1990-93)  
 Julianne Wilson (1988-90)  
 SuAnna Wells (1992-93)  
 Christine Wetzel (1989-91)  
 Sonja Wojtkun (1992)  
 Jennifer Wood (1993-96)  
**Randii Wyrick (2013-14)**

**Y**

Lisa Young (1987)

**Z**

**Shae Zamardi (2014)**

Sarah Zoldos (2011)

Current gymnasts in **bold**.

**Total Perfect 10.0 Scores in LSU History: 40**
**Vault (19)**

Jennifer Wood	vs. Alabama	2/18/94
Jennifer Wood	vs. North Carolina State	2/25/94
Jennifer Wood	vs. Kentucky	3/4/94
Jennifer Wood	vs. Georgia	2/17/95
Jennifer Wood	vs. Arizona	2/24/95
Jennifer Wood	vs. Florida	3/3/95
Jennifer Wood	at NCAA Regional Championships	4/7/95
Jennifer Wood	vs. Alabama	2/23/96
Jennifer Wood	vs. New Hampshire/Missouri/Centenary	3/15/96
Stephanie Hyett	vs. Illinois-Chicago	3/7/97
April Burkholder	at Texas Woman's/Arizona	2/23/04
April Burkholder	at Oklahoma	3/11/05
Ashleigh Clare-Kearney	at Super Six Challenge (Fayetteville, Ark.)	1/5/07
Ashleigh Clare-Kearney	vs. Michigan State	2/29/08
Ashleigh Clare-Kearney	at NCAA Regional Championships (Baton Rouge)	4/12/08
Ashleigh Clare-Kearney	vs. North Carolina State	3/7/09
Sarie Morrison	vs. Arkansas	2/15/13
Rheagan Courville	at SEC Championship Session II	3/23/13
Rheagan Courville	at Metroplex Challenge	2/15/14

**Bars (2)**

Syreeta Barnett	vs. Illinois-Chicago	3/7/97
Sharene Mamby	vs. Denver	1/26/01

**Beam (4)**

Amy McClosky	vs. New Hampshire/Missouri/Centenary	3/15/96
April Burkholder	at Centenary	3/12/04
Terin Martinjak	at Centenary	3/12/04
April Burkholder	at Oklahoma	3/11/05

**Floor (15)**

Rachelle Fruge'	vs. Florida	3/15/91
Nicki Arnstad	at Super Six Challenge	1/11/02
Nicki Arnstad	at NCAA Central Regional Championships	4/6/02
April Burkholder	at Centenary/Texas Woman's	3/21/03
April Burkholder	vs. Alabama	1/23/04
April Burkholder	vs. Kentucky	2/20/04
Nicki Butler	at Texas Woman's/Arizona	2/23/04
Terin Martinjak	at Texas Woman's/Arizona	2/23/04
April Burkholder	vs. Arkansas	2/4/05
Ashleigh Clare-Kearney	vs. Michigan St.	2/29/08
Lloimincia Hall	at Missouri	2/8/13
Lloimincia Hall	vs. Alabama	3/8/13
Lloimincia Hall	vs. Alabama	1/31/14
Lloimincia Hall	at Metroplex Challenge	2/15/14
Lloimincia Hall	at NCAA Baton Rouge Regional	4/5/14

## TOTAL 197-Plus Scores - 48

3/7/97	197.150 vs. Illinois-Chicago (W, 197.150-194.075)
3/1/02	197.500 vs. Kentucky (W, 197.500-194.750)
3/14/02	197.675 vs. Centenary/Rhode Island (1st. 2nd - Rhode Island 191.700; Centenary 189.450)
3/21/03	197.225 at Centenary/Texas Woman's (1st. 2nd - Centenary 194.600; Texas Woman's 194.575)
2/13/04	197.300 at Georgia (L, 198.050-197.300)
2/20/04	197.375 vs. Kentucky (W, 197.375-194.875)
2/23/04	197.100 at Texas Woman's w/Arizona (1st. 2nd - Arizona 197.050; Texas Woman's 193.475)
2/27/04	197.525 vs. Auburn (W, 197.525-195.600)
3/5/04	197.525 vs. Ohio State (W, 197.525-195.600)
3/12/04	197.650 at Centenary (W, 197.650-194.725)
3/20/04	197.275 at SEC Championships (3rd. 1st - Georgia 198.175)
4/2/04	197.500 vs. NCAA Central Regiona (1st. 2nd - Arizona State 196.500)
1/21/05	197.050 at Alabama (L, 197.175-197.050)
1/28/05	197.250 vs. Michigan State (W, 197.250-191.425)
3/11/05	197.850 at Oklahoma (W, 197.850-195.750)
4/9/05	197.125 at NCAA Northeast Regional Championships (1st. 2nd - Oklahoma 195.550)
2/23/07	197.050 vs. Florida (L, 197.200-197.050)
3/9/07	197.175 vs. Penn State (W, 197.175-196.275)
3/16/07	197.025 vs. Nebraska (W, 197.025-143.750)
2/8/08	197.050 vs. Auburn/West Virginia (1st. 2nd - Auburn 195.475; West Virginia 192.750)
2/29/08	197.775 vs. Michigan State (W, 197.775-196.200)
3/2/08	197.050 at Centenary (W, 197.050-193.125)
4/12/08	197.625 vs. NCAA Central Regional (1st. 2nd - Stanford 197.525)
2/20/09	197.400 vs. North Carolina/Illinois-Chicago (1st. 2nd- North Carolina 194.775; Illinois-Chicago 192.875)
3/7/09	197.150 vs. North Carolina State (W, 197.150-195.725)
3/12/10	197.150 vs. Iowa (W, 197.150-195.400)
1/26/13	197.100 at Metroplex Challenge (2nd of 5. 1st - Oklahoma 197.275)
2/8/13	197.275 at Missouri (W, 197.275-194.575)
3/1/13	197.050 vs. Georgia (W, 197.050-196.825)
3/8/13	197.500 vs. Alabama (L, 197.725-197.500)
3/23/13	197.700 at SEC Championship Session II (3rd. 1st - Florida 198.000)
4/6/13	197.275 at NCAA Columbus Regional (1st. 2nd - UCLA 196.950)
4/19/13	197.325 at NCAA Championships Semifinal I (2nd. 1st - Florida 197.775)
4/20/13	197.050 at NCAA Super Six Finals (5th. 1st - Florida 197.575)
1/10/14	197.200 vs. Centenary (W, 197.200-181.575)
1/25/14	197.175 vs. Auburn (W, 197.175-196.850)
1/31/14	197.650 vs. Alabama (W, 197.650-196.825)
2/7/14	197.225 at Arkansas (W, 197.225-196.275)
2/9/14	197.650 at Oklahoma (W, 197.650-197.325)
2/15/14	197.875 at Metroplex Challenge (2nd of 4. 1st - Oklahoma 198.175)
2/21/14	197.625 at Florida (L, 198.125-197.625)
2/28/14	198.050 vs. Missouri (W, 198.050-194.825)
3/7/14	197.500 vs. NC State (W, 197.500-195.525)
3/14/14	197.800 vs. Kentucky (W, 197.800-195.000)
3/22/14	197.325 at SEC Championship Session II (3rd. 1st - Alabama 197.875)
4/5/14	198.325 vs. NCAA Baton Rouge Regional (1st. 2nd - Stanford 197.275)
4/18/14	197.100 at NCAA Championship Semifinal I (3rd. 1st - Oklahoma 197.500)
4/19/14	197.600 at NCAA Super Six Finals (3rd. 1st - Florida/Oklahoma 198.175)

**Highest Score:** 198.325 vs. NCAA Baton Rouge Regional - 4/5/14

**Consecutive Meets with a 197 Score:** 13 from 1/25/14 to present

**Season with the Most 197 Scores:** 2014 with 14



## Single Season Bests

## Vault Titles

1.	Susan Jackson	12	2010
	Ashleigh Clare-Kearney	12	2008
3.	Ashleigh Clare-Kearney	11	2007
4.	Sandra Smith	10	1980
5.	Ashleigh Clare-Kearney	9	2009
	Jennifer Wood	9	1995
	Jennifer Lyerly	9	1987
	Sandra Smith	9	1982

## Bars Titles

1.	Sarie Morrison	12	2013
2.	Susan Jackson	9	2010
3.	Annie Gagnon	8	2004
	Sandra Smith	8	1980
	Sarie Morrison	8	2014
5.	Jeanie Beadle	7	1977

## Beam Titles

1.	April Burkholder	10	2006
2.	Jeanie Beadle	8	1977
3.	Sandra Smith	7	1980
4.	Rheagan Courville	6	2013
	Susan Jackson	6	2010
	Susan Jackson	6	2009
	Ashleigh Clare-Kearney	6	2008
	Lisa Rennie	6	2005

## Floor Titles

1.	Lloimincia Hall	10	2013
	Ashleigh Clare-Kearney	10	2009
	Sandra Smith	10	1980
4.	April Burkholder	9	2005
5.	Lloimincia Hall	8	2014
6.	Lloimincia Hall	7	2012
	Susan Jackson	7	2010
	Lauren Klein	7	2007
	April Burkholder	7	2004
	Jeanie Beadle	7	1978

## All-Around Titles

1.	Susan Jackson	11	2010
2.	Sandra Smith	10	1980
3.	Rheagan Courville	9	2013
	Ashleigh Clare-Kearney	9	2008
5.	April Burkholder	8	2004
	Rheagan Courville	8	2014
7.	April Burkholder	7	2006
	Jennifer Wood	7	1995
	Jeanie Beadle	7	1978

## Total Individual Titles

1.	Susan Jackson	45	2010
	Sandra Smith	45	1980
3.	Ashleigh Clare-Kearney	39	2008
4.	Ashleigh Clare-Kearney	32	2007
	Jeanie Beadle	32	1977
6.	Ashleigh Clare-Kearney	31	2009
	April Burkholder	31	2006
8.	Jennifer Wood	30	1995
9.	April Burkholder	29	2004
10.	Rheagan Courville	28	2013
	April Burkholder	28	2005
	Jeanie Beadle	28	1978

## Career Bests

## Vault Titles

1.	Ashleigh Clare-Kearney	37
2.	Sandra Smith	26
3.	April Burkholder	23
	Angie Topham	23
5.	Jennifer Wood	22
	Jennifer Lyerly	22
7.	<b>Rheagan Courville</b>	<b>21</b>
8.	Susan Jackson	19
9.	Nicki Butler	13
10.	Julianne Wilson	12

## Bars Titles

1.	Sarie Morrison	28
2.	Ashleigh Clare-Kearney	18
3.	Jennifer Wood	16
4.	Jeanie Beadle	15
5.	Susan Jackson	14
	Sandra Smith	14
7.	Annie Gagnon	13
8.	Summer Hubbard	11
	Lisa Rennie	11
	Beth Boudreaux	11

## Beam Titles

1.	April Burkholder	24
2.	Amy McClosky	15
3.	Jeanie Beadle	14
4.	Susan Jackson	13
5.	Sandra Smith	12
	<b>Rheagan Courville</b>	<b>12</b>
7.	Lisa Rennie	11
8.	Ashleigh Clare-Kearney	10
9.	Abbey Burns	9
10.	Beth Boudreaux	8

## Floor Titles

1.	Ashleigh Clare-Kearney	27
	April Burkholder	27
3.	<b>Lloimincia Hall</b>	<b>25</b>
4.	Sandra Smith	22
5.	Nicki Arnstad	13
6.	Susan Jackson	12
	Rachelle Fruge'	12
	Jeanie Beadle	12
9.	Jennifer Wood	9
10.	Kelly Phelan	8

## All-Around Titles

1.	April Burkholder	25
2.	Ashleigh Clare-Kearney	22
3.	<b>Rheagan Courville</b>	<b>21</b>
4.	Sandra Smith	19
5.	Susan Jackson	16
6.	Jeanie Beadle	14
7.	Jennifer Wood	11
8.	Amy McClosky	10
	Rachelle Fruge'	10
10.	Jennifer Lyerly	8
	Angie Topham	8

## Total Individual Titles

1.	Ashleigh Clare-Kearney	114
2.	April Burkholder	108
3.	Sandra Smith	93
4.	Susan Jackson	74
5.	<b>Rheagan Courville</b>	<b>71</b>
6.	Jeanie Beadle	66
7.	Jennifer Wood	62
8.	Angie Topham	47
9.	Sarie Morrison	43
10.	Jennifer Lyerly	40
11.	Rachelle Fruge'	37
12.	Amy McClosky	32
13.	<b>Lloimincia Hall</b>	<b>30</b>
14.	Marilyn Woods	28
15.	Abbey Burns	25
16.	Jami Snopek	24
17.	Lisa Rennie	23
18.	Kelly Phelan	21
	Nicki Arnstad	21
	Beth Boudreaux	21

## Career National Titles

1.	Susan Jackson	3 ('08 VT, '10 BB, '10 AA)
2.	<b>Rheagan Courville</b>	<b>2 ('13 VT, '14 VT)</b>
	Ashleigh Clare-Kearney	2 ('09 VT, '09 FX)
4.	April Burkholder	1 ('06 BB)
	Nicki Arnstad	1 ('02 FX)
	Jeanie Beadle	1 ('77 BB)

## Career SEC Titles

1.	Sandra Smith	5 ('81 VT/FX, '82 VT/FX, '83 VT)
2.	<b>Rheagan Courville</b>	<b>3 ('13 VT/BB/AA)</b>
	<b>Lloimincia Hall</b>	<b>3 ('12 FX, '13 FX, '14 FX)</b>
	Susan Jackson	3 ('08 VT, '09 BB, '10 VT)
	Ashleigh Clare-Kearney	3 ('08 FX/AA, '09 FX)
6.	Rachelle' Fruge	2 ('91 BB/AA)

## Career All-America Honors

1.	<b>Rheagan Courville</b>	<b>16 (8 Reg Season)</b>
2.	April Burkholder	14
3.	Susan Jackson	12
4.	Jennifer Wood	10
5.	<b>Jessie Jordan</b>	<b>6 (3 Reg Season)</b>
	Sarie Morrison	6 (3 Reg Season)
7.	Ashleigh Clare-Kearney	5
	Sandra Smith	5

## Career Perfect 10.0 Scores

1.	Jennifer Wood	9 (all on VT)
2.	April Burkholder	8 (4 on FX, 2 VT, 2 BB)
3.	<b>Lloimincia Hall</b>	<b>5 (all on FX)</b>
	Ashleigh Clare-Kearney	5 (4 VT, 1 FX)
5.	<b>Rheagan Courville</b>	<b>2 (all on VT)</b>
	Terin Martinjak	2 (1 BB, 1 FX)
	Nicki Arnstad	2 (all on FX)

Current gymnasts listed in **Bold**.

# HIGHEST ALL-TIME EVENT SCORES - INDIVIDUAL

## Vault

1. Jennifer Wood	10.00 (nine times)	1994-96
Stephanie Hyett	10.00	1997
April Burkholder	10.00 (twice)	2004-05
Ashleigh Clare-Kearney	10.00 (four times)	2007-09
Sarie Morrison	10.00	2013
<b>Rheagan Courville</b>	<b>10.00 (twice)</b>	<b>2013-14</b>
2. Jennifer Wood	9.975 (five times)	1994-96
Kerry Descalopoulos	9.975	1997
Marina Degteva	9.975	2002
April Burkholder	9.975 (twice)	2003-04
Nicki Butler	9.975 (twice)	2004
Ashleigh Clare-Kearney	9.975 (five times)	2007-08
Susan Jackson	9.975	2008
<b>Rheagan Courville</b>	<b>9.975 (twice)</b>	<b>2014</b>
Sarie Morrison	9.975	2014
3. Abbey Burns	9.950	1997
Kerry Descalopoulos	9.950	1997
Shanyin MacEachern	9.950	2002
Kristin Uransky	9.950	2002
April Burkholder	9.950 (nine times)	2003-06
Nicki Butler	9.950 (eight times)	2004-07
Annie Gagnon	9.950	2004
Ashleigh Clare-Kearney	9.950 (15 times)	2005, 07-09
Kelly Phelan	9.950	2005
Emily Ellis	9.950	2006
Susan Jackson	9.950 (11 times)	2008-10
<b>Rheagan Courville</b>	<b>9.950 (eight times)</b>	<b>2012-14</b>
Ashley Lee	9.950	2012
<b>Lloimincia Hall</b>	<b>9.950</b>	<b>2012</b>
Sarie Morrison	9.950 (twice)	2014
<b>Ashleigh Gnat</b>	<b>9.950 (twice)</b>	<b>2014</b>
<b>Jessie Jordan</b>	<b>9.950 (twice)</b>	<b>2014</b>
4. Jennifer Wood	9.925 (three times)	1994, 96
Kristy Savoie	9.925	1995
Kerry Descalopoulos	9.925	1997
Stephanie Hyett	9.925	1997
Kellye Smith	9.925	1997
Shanyin MacEachern	9.925	1999
Kristin Uransky	9.925 (three times)	2001-02
Marina Degteva	9.925	2002
April Burkholder	9.925 (eight times)	2003-06
Nicki Butler	9.925 (five times)	2004-05, 07
Ashleigh Clare-Kearney	9.925 (nine times)	2005, 07-09
Emily Ellis	9.925	2006
Kelly Phelan	9.925	2007
Susan Jackson	9.925 (seven times)	2008-10
Sarie Morrison	9.925 (six times)	2011, 13-14
<b>Rheagan Courville</b>	<b>9.925 (11 times)</b>	<b>2012-14</b>
Randi Lau	9.925 (twice)	2013
Maliah Mathis	9.925	2013
Britney Taylor	9.925	2013
Kaleigh Dickson	9.925 (three times)	2013-14
<b>Jessie Jordan</b>	<b>9.925 (three times)</b>	<b>2013-14</b>
<b>Britney Ranzy</b>	<b>9.925</b>	<b>2014</b>
<b>Lloimincia Hall</b>	<b>9.925</b>	<b>2014</b>

## Bars

1. Syreeta Barnett	10.00	1997
Sharene Mamby	10.00	2001
2. Jennifer Wood	9.975	1994
Beth Boudreaux	9.975 (twice)	2002
Annie Gagnon	9.975	2004
Sarie Morrison	9.975	2014
3. Jennifer Wood	9.950 (twice)	1994-95
Abbey Burns	9.950	1998
Beth Boudreaux	9.950 (twice)	1999, 2002
Sharene Mamby	9.950 (three times)	2001-02
Marina Degteva	9.950 (twice)	2002
April Burkholder	9.950	2003
Annie Gagnon	9.950 (twice)	2004-05
Lisa Rennie	9.950	2005
Ashleigh Clare-Kearney	9.950 (three times)	2008-09
Susan Jackson	9.950 (twice)	2008, 2010
Staci Schwitkis	9.950	2008
Summer Hubbard	9.950	2010
Samantha Engle	9.950	2010
<b>Rheagan Courville</b>	<b>9.950 (three times)</b>	<b>2013-14</b>
Sarie Morrison	9.950 (four times)	2013-14
4. Jennifer Wood	9.925 (twice)	1994
Syreeta Barnett	9.925	1997
Stephanie Hyett	9.925	1997
Stacey Wegener	9.925	1998
Shanyin MacEachern	9.925	1999
Sharene Mamby	9.925 (three times)	1999, 2002
Abbey Burns	9.925	1999
Beth Boudreaux	9.925	2000
Marina Degteva	9.925 (four times)	2001-02
April Burkholder	9.925 (three times)	2003, 05-06
Katherine Hilton	9.925	2003
Annie Gagnon	9.925 (four times)	2004-05
Lisa Rennie	9.925 (three times)	2004-06

Ashleigh Clare-Kearney	9.925 (three times)	2008-09
Staci Schwitkis	9.925	2008
Sabrina Franceschelli	9.925	2009
Susan Jackson	9.925 (six times)	2009-10
Summer Hubbard	9.925 (five times)	2008-10
Sarie Morrison	9.925 (nine times)	2011, 13-14
<b>Randi Wyrick</b>	<b>9.925 (three times)</b>	<b>2013</b>
<b>Rheagan Courville</b>	<b>9.925 (three times)</b>	<b>2013-14</b>
<b>Jessie Jordan</b>	<b>9.925</b>	<b>2014</b>
<b>Britney Ranzy</b>	<b>9.925 (twice)</b>	<b>2014</b>

## Beam

1. Amy McClosky	10.00	1996
April Burkholder	10.00 (twice)	2004-05
Terin Martinjak	10.00	2004
2. Jennifer Wood	9.975	1995
Amy McClosky	9.975	1996
April Burkholder	9.975 (four times)	2003-05
Lisa Rennie	9.975	2005
Ashleigh Clare-Kearney	9.975	2008
<b>Jessie Jordan</b>	<b>9.975</b>	<b>2014</b>
<b>Rheagan Courville</b>	<b>9.975</b>	<b>2014</b>
3. Susan Jackson	9.9625 (NCAA Champ.)	2010
4. Amy McClosky	9.950 (four times)	1996-97
Aida Canovas	9.950	1994
Stephanie Hyett	9.950	1998
Stacey Wegener	9.950 (twice)	1999
Abbey Burns	9.950 (twice)	1999
Beth Boudreaux	9.950	2002
April Burkholder	9.950	2003
Terin Martinjak	9.950 (twice)	2003, 05
Lisa Rennie	9.950 (three times)	2004-05
Nicki Butler	9.950	2005
Kelly Phelan	9.950	2005
Ashleigh Clare-Kearney	9.950	2008
Susan Jackson	9.950	2009
<b>Rheagan Courville</b>	<b>9.950 (three times)</b>	<b>2013-14</b>
<b>Jessie Jordan</b>	<b>9.950</b>	<b>2013</b>
<b>Ashleigh Gnat</b>	<b>9.950 (three times)</b>	<b>2014</b>
5. Beth Boudreaux	9.925 (twice)	1999, 2002
April Burkholder	9.925 (four times)	2003-04, 06
Lauren Companioni	9.925	2003
Megan Durning	9.925	2003
Terin Martinjak	9.925 (twice)	2003, 06
Kelly Phelan	9.925 (twice)	2004-05
Lisa Rennie	9.925 (five times)	2004-05
Annie Gagnon	9.925 (twice)	2005
Ashleigh Clare-Kearney	9.925	2007
Susan Jackson	9.925	2009
Samantha Engle	9.925 (twice)	2010
<b>Rheagan Courville</b>	<b>9.925 (four times)</b>	<b>2012, 14</b>
Britney Taylor	9.925	2013
<b>Jessie Jordan</b>	<b>9.925 (four times)</b>	<b>2014</b>

## Floor

1. Rachelle Fruge'	10.00	1991
Nicki Arnstad	10.00 (twice)	2002
April Burkholder	10.00 (four times)	2003-05
Nicki Butler	10.00	2004
Terin Martinjak	10.00	2004
Ashleigh Clare-Kearney	10.00	2008
<b>Lloimincia Hall</b>	<b>10.00 (five times)</b>	<b>2013-14</b>
2. Jennifer Wood	9.975	1995
Nicki Arnstad	9.975	2001
April Burkholder	9.975 (four times)	2004-05
Ashleigh Clare-Kearney	9.975 (three times)	2007, 09
Lauren Klein	9.975	2007
Susan Jackson	9.975 (four times)	2008-09
Maliah Mathis	9.975	2011
<b>Lloimincia Hall</b>	<b>9.975 (three times)</b>	<b>2012, 14</b>
<b>Rheagan Courville</b>	<b>9.975</b>	<b>2013</b>
3. Jennifer Wood	9.950 (twice)	1993, 96
Abbey Burns	9.950	1997
Amy McClosky	9.950 (twice)	1998
Stacey Wegener	9.950	1998
Abbey Burns	9.950	1999
Nicki Arnstad	9.950 (twice)	2000-02
Lauren Companioni	9.950	2002
Marina Degteva	9.950 (twice)	2002
April Burkholder	9.950 (eight times)	2003-06
Brittany Brown	9.950	2004
Kelly Lea	9.950	2004
Ashleigh Clare-Kearney	9.950 (nine times)	2005, 07-09
Terin Martinjak	9.950	2005
Kelly Phelan	9.950 (twice)	2005-06
Lauren Klein	9.950	2007
Susan Jackson	9.950 (twice)	2010
<b>Lloimincia Hall</b>	<b>9.950 (12 times)</b>	<b>2012-14</b>
<b>Jessica Savona</b>	<b>9.950</b>	<b>2013</b>
<b>Rheagan Courville</b>	<b>9.950 (five times)</b>	<b>2014</b>
4. Kristy Savoie	9.925 (twice)	1996
Jennifer Wood	9.925	1996

Amy McClosky	9.925 (five times)	1997-98
Kim Descalopoulos	9.925	1997, 99
Abbey Burns	9.925	1998
Kellye Smith	9.925	1998
Stacey Wegener	9.925 (twice)	1998-99
Beth Boudreaux	9.925 (twice)	1999, 2001
Shanyin MacEachern	9.925 (three times)	1999-2000
Nicki Arnstad	9.925 (twice)	2001-02
Marina Degteva	9.925 (three times)	2001
Brooke Cazeaux	9.925	2002
Lauren Companioni	9.925 (three times)	2002-03
Rachel Franzella	9.925	2002
Brittany Brown	9.925 (two times)	2003-04
April Burkholder	9.925 (eight times)	2003-06
Jade Jenkins	9.925 (twice)	2003
Terin Martinjak	9.925 (four times)	2004-06
Kelly Phelan	9.925 (eight times)	2004-07
Lisa Rennie	9.925	2004
Ashleigh Clare-Kearney	9.925 (nine times)	2005, 07-09
Lauren Klein	9.925 (four times)	2007
Kristi Esposito	9.925	2008
Kayla Rogers	9.925	2009
Susan Jackson	9.925 (twice)	2009-10
Maliah Mathis	9.925	2011
<b>Lloimincia Hall</b>	<b>9.925 (five times)</b>	<b>2012, 14</b>
<b>Jessica Savona</b>	<b>9.925 (four times)</b>	<b>2013-14</b>
<b>Rheagan Courville</b>	<b>9.925 (six times)</b>	<b>2013-14</b>
Kaleigh Dickson	9.925	2014
<b>Ashleigh Gnat</b>	<b>9.925</b>	<b>2014</b>
<b>Jessie Jordan</b>	<b>9.925 (twice)</b>	<b>2014</b>

## All-Around

1. April Burkholder	39.875	2003
2. April Burkholder	39.825	2005
Ashleigh Clare-Kearney	39.825	2008
4. April Burkholder	39.800	2004
Ashleigh Clare-Kearney	39.800	2008
6. April Burkholder	39.775	2004
Ashleigh Clare-Kearney	39.775	2007
8. Jennifer Wood	39.750	1995
<b>Rheagan Courville</b>	<b>39.750 (twice)</b>	<b>2013-14</b>
10. Susan Jackson	39.725	2010
<b>Rheagan Courville</b>	<b>39.725</b>	<b>2014</b>
12. April Burkholder	39.700	2004
Susan Jackson	39.700	2009
14. Abbey Burns	39.675	1997
April Burkholder	39.675	2004
Ashleigh Clare-Kearney	39.675	2007
<b>Rheagan Courville</b>	<b>39.675</b>	<b>2014</b>
18. April Burkholder	39.650	2006
Ashleigh Clare-Kearney	39.650 (twice)	2007-08
Susan Jackson	39.650	2010
21. Jennifer Wood	39.625	1996
April Burkholder	39.625 (twice)	2003-04
Ashleigh Clare-Kearney	39.625 (three times)	2008-09
Susan Jackson	39.625 (twice)	2010
<b>Rheagan Courville</b>	<b>39.625</b>	<b>2014</b>
26. Shanyin MacEachern	39.600	1999
April Burkholder	39.600 (five times)	2004-06
Ashleigh Clare-Kearney	39.600 (three times)	2008-09
Susan Jackson	39.600	2009
<b>Rheagan Courville</b>	<b>39.600 (five times)</b>	<b>2013-14</b>
<b>Jessie Jordan</b>	<b>39.600 (twice)</b>	<b>2014</b>

## HIGHEST ALL-TIME EVENT SCORES - TEAM

### Vault

1.	49.650	NCAA Baton Rouge Regional	4/5/14
2.	49.625	at Centenary	3/12/04
		NCAA Central Regional Championships	4/12/08
4.	49.600	vs. Alabama	3/8/13
		at Oklahoma	2/9/14
6.	49.575	vs. Alabama	1/31/14
		vs. Missouri	2/28/14
8.	49.550	vs. Centenary	3/18/05
		at Auburn	2/22/13
		at Florida	2/21/14
11.	49.525	NCAA Central Regional Championships	4/2/04
		vs. Michigan State	2/29/08
		at SEC Championship Session II	3/23/13
		at Metroplex Challenge	2/15/14
		at SEC Championship Session II	3/22/14
16.	49.500	at NCAA Southeast Regional Championships	4/14/07
		at Arkansas	1/20/12
		at Metroplex Challenge	1/26/13
		vs. Georgia	3/1/13
		at NCAA Championships Semifinal I	4/19/13
		vs. North Carolina State	3/7/14
22.	49.475	vs. Illinois-Chicago	3/7/97
		at NCAA Northeast Regional Championships	4/9/05
		at Florida	2/15/08

### Bars

1.	49.650	vs. Kentucky	3/1/02
2.	49.600	at Metroplex Challenge	2/15/14
3.	49.550	vs. Centenary	2/13/98
		vs. Alabama	2/8/02
5.	49.525	vs. Denver	1/26/01
6.	49.500	vs. Rhode Island/Centenary	3/14/02
		vs. North Carolina/Illinois-Chicago	2/20/09
		vs. Missouri	2/28/14
9.	49.475	at Centenary	3/2/08
		at NCAA Championships Semifinal I	4/19/13
		vs. Kentucky	3/14/14
12.	49.450	vs. Auburn	1/18/02
		at NCAA Championships Semifinal I	4/24/08
		vs. North Carolina State	3/7/09
		at Metroplex Challenge	1/26/13
16.	49.425	vs. New Hampshire/Michigan State	3/9/01
		vs. Michigan State	2/29/08
		vs. Florida	2/6/09
		at Florida	2/21/14
		NCAA Baton Rouge Regional	4/5/14

### Beam

1.	49.725	at Oklahoma	3/11/05
2.	49.600	NCAA Baton Rouge Regional	4/5/14
3.	49.550	at Texas Woman's	3/13/05
4.	49.475	at Alabama	3/6/99
		vs. Arkansas	2/28/03
6.	49.450	vs. Centenary/Texas Woman's	2/12/99
		vs. Florida	2/26/99
		vs. Illinois/Illinois-Chicago/Michigan State	3/12/99
		vs. Georgia	3/7/03
		at Centenary	3/12/04
		vs. Kentucky	3/14/14
12.	49.425	vs. Kentucky	2/20/04
13.	49.400	vs. Auburn	2/27/04
		at Alabama	1/21/05
15.	49.375	vs. New Hampshire/Missouri/Centenary	3/15/96
		vs. Auburn	3/3/00
		vs. Iowa	2/22/02
		at SEC Championship	3/20/04
		at SEC Championship Session II	3/23/13

### Floor

1.	49.700	vs. Missouri	2/28/14
2.	49.675	vs. Ohio State	3/5/04
3.	49.650	NCAA Baton Rouge Regional	4/5/14
4.	49.625	at SEC Championship Session II	3/23/13
5.	49.600	at Centenary/Texas Woman's	3/21/03
6.	49.575	vs. Missouri	3/14/98
7.	49.550	vs. Centenary/Rhode Island	3/14/02
		vs. Michigan State	1/28/05
		vs. Arkansas	2/4/05
		vs. Michigan State	2/29/08
		at NCAA Super Six Finals	4/20/13
		vs. Alabama	1/31/14
		at NCAA Super Six Finals	4/19/14
13.	49.525	NCAA Central Regional Championships	4/2/02
		vs. North Carolina State	1/4/13
		vs. Auburn	1/25/14
16.	49.500	vs. Centenary/Texas Woman's/Towson	2/9/01
		vs. New Hampshire/Michigan State	3/9/01
		vs. Centenary/Texas Woman's	1/30/04
		vs. Oklahoma	2/24/06
		vs. Penn State	3/9/07
		at Missouri	2/8/13
		at NCAA Columbus Regional	4/6/13
		at Oklahoma	2/9/14

### Team

1.	198.325	NCAA Baton Rouge Regional	4/5/14
2.	198.050	vs. Missouri	2/28/14
3.	197.875	at Metroplex Challenge	2/15/14
4.	197.850	at Oklahoma (neutral in Tulsa, Okla.)	3/11/05
5.	197.800	vs. Kentucky	3/14/14
6.	197.775	vs. Michigan State	2/29/08
7.	197.700	at SEC Championship Session II	3/23/13
8.	197.675	vs. Centenary/Rhode Island	3/14/02
9.	197.650	at Centenary	3/12/04
		vs. Alabama	1/31/14
		at Oklahoma	2/9/14
12.	197.625	at NCAA Central Regional Championships	4/12/08
		at Florida	2/21/14
14.	197.600	at NCAA Super Six Finals	4/19/14
15.	197.525	vs. Auburn	2/27/04
		vs. Ohio State	3/5/04
17.	197.500	vs. Kentucky	3/1/02
		NCAA Central Regional Championships	4/2/04
		vs. Alabama	3/8/13
		vs. North Carolina State	3/7/14
21.	197.400	vs. North Carolina/Illinois-Chicago	2/20/09
22.	197.375	vs. Kentucky	2/20/04
23.	197.325	at NCAA Championships Semifinal I	4/19/13
		at SEC Championship Session II	3/22/14
25.	197.300	at Georgia	2/13/04
26.	197.275	at SEC Championship	3/20/04
		at Missouri	2/8/13
		at NCAA Columbus Regional	4/6/13
29.	197.250	vs. Michigan State	1/28/05
30.	197.225	at Centenary/Texas Woman's	3/21/03
		at Arkansas	2/7/14
32.	197.200	vs. Centenary	1/10/14



## ALL-TIME SEC CHAMPIONSHIP AND POSTSEASON RESULTS

<b>1975</b>	AIAW Regional	Baton Rouge, La.	1st	79.74
<b>1976</b>	AIAW Regional	Baton Rouge, La.	1st	99.90
	AIAW Championships	Boone, N.C.	23rd	96.40
<b>1977</b>	AIAW Regional	Stillwater, Okla.	1st	134.25
	AIAW Championships	Mt. Pleasant, Mich	14th	136.05
<b>1978</b>	AIAW Regional	Baton Rouge, La.	1st	140.60
	AIAW Championships	Seattle, Wash.	9th	137.70
<b>1979</b>	AIAW Regional	Baton Rouge, La.	1st	137.55
	AIAW Championships	State College, Pa.	11th	131.95
<b>1980</b>	AIAW Regional	Baton Rouge, La.	1st	147.65
	AIAW Championships	Baton Rouge, La.	6th	137.90
<b>1981</b>	SEC Championship	Baton Rouge, La.	1st	141.10
	SWAIAW Regional	Austin, Texas	2nd	144.15
	AIAW Championships	Salt Lake City, Utah	11th	135.45
<b>1982</b>	SEC Championship	Tuscaloosa, Ala.	3rd	144.15
	NCAA Regional	Gainesville, Fla.	3rd	142.05
<b>1983</b>	SEC Championship	Gainesville, Fla.	3rd	176.70
	NCAA Central Regional	Gainesville, Fla.	3rd	182.65
	NCAA Championships (Final-A)	Salt Lake City, Utah	6th	177.80
<b>1984</b>	SEC Championship	Gainesville, Fla.	4th	173.20
<b>1985</b>	SEC Championship	Gainesville, Fla.	4th	180.50
	NCAA Central Regional	Tuscaloosa, Ala.	2nd	181.50
<b>1986</b>	SEC Championship	Gainesville, Fla.	4th	176.60
	NCAA Central Regional	Baton Rouge, La.	1st	185.25
	NCAA Championships (Final-A)	Gainesville, Fla.	9th	180.55
<b>1987</b>	SEC Championship	Athens, Ga.	4th	184.45
	NCAA Central Regional	Tuscaloosa, Ala.	2nd	186.80
	NCAA Championships (Final-A)	Salt Lake City, Utah	7th	181.50
<b>1988</b>	SEC Championship	Tuscaloosa, Ala.	4th	187.40
	NCAA Central Regional	Baton Rouge, La.	2nd	190.05
	NCAA Championships (Final-B)	Salt Lake City, Utah	4th	187.90
<b>1989</b>	SEC Championship	Gainesville, Fla.	4th	187.90
	NCAA Central Regional	Tuscaloosa, Ala.	2nd	187.55
<b>1990</b>	SEC Championship	Athens, Ga.	2nd	192.05
	NCAA Central Regional	Minneapolis, Minn.	2nd	190.85
	NCAA Championships (Final-B)	Corvallis, Ore.	6th	192.10
<b>1991</b>	SEC Championship	Lexington, Ky.	3rd	192.40
	NCAA Central Regional	Auburn, Ala.	3rd	191.75
	NCAA Championships (Final-B)	Tuscaloosa, Ala.	7th	188.60
<b>1992</b>	SEC Championship	Baton Rouge, La.	5th	188.65
	NCAA Central Regional	Columbia, Mo.	7th	184.85
<b>1993</b>	SEC Championship	Tuscaloosa, Ala.	4th	192.900
	NCAA Central Regional	Baton Rouge, La.	2nd	194.700
	NCAA Championships (Prelim-B)	Corvallis, Ore.	7th(t)	193.425
<b>1994</b>	SEC Championship	Auburn, Ala.	3rd	194.150
	NCAA Central Regional	Tuscaloosa, Ala.	2nd	194.400
	NCAA Championships (Prelim-B)	Salt Lake City, Utah	8th	193.225
<b>1995</b>	SEC Championship	Gainesville, Fla.	2nd	196.125
	NCAA Central Regional	Ann Arbor, Mich.	3rd	195.075
	NCAA Championships (Prelim-A)	Athens, Ga.	9th	193.025
<b>1996</b>	SEC Championship	Lexington, Ky.	5th	193.325
	NCAA Central Regional	Baton Rouge, La.	3rd	194.525

<b>1997</b>	SEC Championship	Athens, Ga.	3rd	196.025
	NCAA Central Regional	Ann Arbor, Mich.	3rd	196.175
	NCAA Championships (Prelim-A)	Gainesville, Fla.	12th	193.825
<b>1998</b>	SEC Championship	Baton Rouge, La.	3rd	196.450
	NCAA Central Regional	Tuscaloosa, Ala.	3rd	195.250
	NCAA Championships (Prelim-B)	Los Angeles, Calif.	9th	195.300
<b>1999</b>	SEC Championship	Tuscaloosa, Ala.	4th	195.325
	NCAA Central Regional	Baton Rouge, La.	2nd	194.600
	NCAA Championships (Prelim-A)	Salt Lake City, Utah	9th	194.475
<b>2000</b>	SEC Championship	Gainesville, Fla.	2nd(t)	196.825
	NCAA Central Regional	Tucson, Ariz.	2nd	195.650
	NCAA Championships (Prelim-A)	Boise, Idaho	9th	194.950
<b>2001</b>	SEC Championship	Birmingham, Ala.	4th	196.300
	NCAA Northeast Regional	Ann Arbor, Mich.	3rd	196.300
<b>2002</b>	SEC Championship	Birmingham, Ala.	4th	196.225
	NCAA Central Regional	Baton Rouge, La.	1st	196.450
	NCAA Championships (Prelim-A)	Tuscaloosa, Ala.	8th	195.850
<b>2003</b>	SEC Championship	Birmingham, Ala.	4th	195.650
	NCAA West Regional	Seattle, Wash.	2nd	195.700
	NCAA Championships (Prelim-A)	Lincoln, Neb.	10th	194.000
<b>2004</b>	SEC Championship	Duluth, Ga.	3rd	197.275
	NCAA Central Regional	Baton Rouge, La.	1st	197.500
	NCAA Championships (Prelim-B)	Los Angeles, Calif.	7th	196.650
<b>2005</b>	SEC Championship	Duluth, Ga.	2nd	196.975
	NCAA Northeast Regional	Durham, N.H.	1st	197.125
	NCAA Championships (Prelim-A)	Auburn, Ala.	9th	195.800
<b>2006</b>	SEC Championship	Birmingham, Ala.	4th	195.900
	NCAA Central Regional	Baton Rouge, La.	2nd	195.825
	NCAA Championships (Prelim-A)	Corvallis, Ore.	8th	195.650
<b>2007</b>	SEC Championship	North Little Rock, Ark.	4th	196.250
	NCAA Southeast Regional	Morgantown, W. Va.	2nd	195.950
	NCAA Championships (Prelim-B)	Salt Lake City, Utah	7th	196.275
<b>2008</b>	SEC Championship	Duluth, Ga.	4th	196.500
	NCAA Central Regional	Baton Rouge, La.	1st	197.625
	NCAA Championships (Prelim-A)	Athens, Ga.	3rd	196.575
	NCAA Super Six Finals	Athens, Ga.	5th	196.350
<b>2009</b>	SEC Championship	Nashville, Tenn.	4th	196.550
	NCAA Central Regional	Columbus, Ohio	1st	196.875
	NCAA Championships (Prelim-A)	Lincoln, Neb.	3rd	196.300
	NCAA Super Six Finals	Lincoln, Neb.	6th	196.375
<b>2010</b>	SEC Championship	Jacksonville, Fla.	4th	195.750
	NCAA Northeast Regional	University Park, Pa.	2nd	196.400
	NCAA Championships (Prelim-A)	Gainesville, Fla.	9th	196.025
<b>2011</b>	SEC Championship	Birmingham, Ala.	5th	195.475
	NCAA Athens Regional	Athens, Ga.	3rd	195.350
<b>2012</b>	SEC Championship	Duluth, Ga.	4th	196.425
	NCAA Seattle Regional	Seattle, Wash.	2nd	196.075
	NCAA Championships (Prelim-A)	Duluth, Ga.	9th	196.550
<b>2013</b>	SEC Championship Session II	North Little Rock, Ark.	3rd	197.700
	NCAA Columbus Regional	Columbus, Ohio	1st	197.275
	NCAA Championships (Prelim-A)	Los Angeles, Calif.	2nd	197.325
	NCAA Super Six Finals	Los Angeles, Calif.	5th	197.050
<b>2014</b>	SEC Championship Session Two	Birmingham, Ala.	3rd	197.325
	NCAA Baton Rouge Regional	Baton Rouge, La.	1st	198.325
	NCAA Championships (Prelim-A)	Birmingham, Ala.	3rd	197.100
	NCAA Super Six Finals	Birmingham, Ala.	3rd	197.600

## TOP GYMNASTICS ATTENDANCE FIGURES IN MARAVICH CENTER HISTORY

RANK	ATTENDANCE	OPPONENT	DATE	RESULT	SCORE
1.	8,574	Alabama	3/8/13	L	197.725-197.500
2.	8,055	Alabama	1/31/14	W	197.650-196.825
3.	7,717	Alabama	2/22/08	L	196.300-196.125
4.	7,018	Missouri	2/28/14	W	198.050-194.825
5.	6,170	North Carolina State	3/7/09	W	197.150-195.725
6.	5,915	NCAA Baton Rouge Regional	4/5/14	1st	198.325 (LSU)
7.	5,717	Georgia	3/1/13	W	197.050-196.825
8.	5,641	Oregon State	3/5/10	W	196.925-195.525
9.	5,622	North Carolina State	3/7/14	W	197.500-195.525
10.	5,414	Kentucky	3/14/14	W	197.800-195.000
11.	5,159	North Carolina State	3/2/12	W	196.550-194.875
12.	5,076	Georgia	2/24/95	L	197.095-196.175
13.	4,896	Arkansas	2/15/13	W	196.825-195.625
14.	4,460	Georgia	2/18/11	L	196.500-196.350
15.	4,369	Georgia	1/16/09	L	196.850-195.950
16.	4,170	Alabama	1/23/04	L	197.600-196.750
17.	4,155	Alabama	2/18/94	T	194.925-194.925
18.	4,122	Georgia	1/24/97	T	196.425-196.425
19.	4,088	Centenary	3/18/05	W	196.900-190.375
20.	4,074	Florida	1/11/13	W	196.875-196.575
21.	4,048	Auburn	1/25/14	W	197.175-196.850
22.	4,022	Kentucky	1/23/98	W	194.975-192.775
23.	4,013	Alabama	2/24/12	L	197.025-196.575
24.	4,012	Georgia	2/11/05	W	196.375-195.525
25.	4,003	Florida	2/7/97	L	195.475-195.500
26.	3,976	Kentucky	2/3/12	W	196.125-195.050
27.	3,932	Ill.-Chicago, New Hampshire, W. Michigan	3/4/05	1st	196.175 (LSU)
28.	3,764	Georgia	2/2/07	L	197.425-196.450
29.	3,646	Super Six Challenge	1/6/06	4th	193.900 (LSU)
30.	3,590	Florida	1/21/11	L	196.425-194.000
31.	3,504	North Carolina State	1/4/13	W	196.075-194.975
32.	3,363	Centenary	1/10/14	W	197.200-181.575
33.	3,343	Washington	3/7/08	W	196.550-195.175
34.	3,320	Florida	2/23/07	L	197.200-197.050
35.	3,248	Georgia	1/29/93	L	194.900-190.800

## YEAR-BY-YEAR HOME RECORD

YEAR	MEETS	RECORD	PERCENTAGE	YEAR	MEETS	RECORD	PERCENTAGE
1975	3	5-0	1.000	1995	5	5-2	.714
1976	4	8-0	1.000	1996	5	8-4	.667
1977	5	6-0	1.000	1997	5	3-1-1	.700
1978	5	7-0	1.000	1998	6	8-3	.727
1979	5	11-1	.917	1999	6	11-2	.846
1980	6	9-0	1.000	2000	5	5-0	1.000
1981	4	7-1	.875	2001	5	7-1	.875
1982	5	5-0	1.000	2002	7	12-0	1.000
1983	3	3-0	1.000	2003	4	2-2	.500
1984	3	3-0	1.000	2004	6	10-1	.909
1985	6	2-4	.333	2005	6	8-0	1.000
1986	5	8-1	.889	2006	8	9-7	.563
1987	5	6-0	1.000	2007	6	4-2	.667
1988	6	11-1-1	.846	2008	7	11-1	.917
1989	6	8-1	.889	2009	5	5-1	.833
1990	5	5-0	1.000	2010	6	6-0	1.000
1991	5	2-3	.400	2011	5	2-3	.400
1992	6	4-8	.333	2012	5	4-1	.800
1993	5	9-3	.750	2013	5	4-1	.800
1994	3	3-0-1	.875	2014	7	11-0	1.000
				<b>TOTAL</b>	<b>209</b>	<b>257-55-3</b>	<b>.821</b>

## ALL-TIME OPPONENT RECORDS

OPPONENT W-L-T	OVERALL W-L-T	HOME W-L-T	AWAY W-L-T	NEUTRAL W-L-T	REGULAR SEASON W-L-T	POSTSEASON W-L-T	LAST MEETING
Air Force	1-0-0	0-0-0	1-0-0	0-0-0	1-0-0	0-0-0	1978
<b>Alabama</b>	<b>17-93-2</b>	<b>11-16-2</b>	<b>2-25-0</b>	<b>4-52-0</b>	<b>14-58-2</b>	<b>3-35-0</b>	<b>2014</b>
Amarillo College	1-0-0	0-0-0	0-0-0	1-0-0	1-0-0	0-0-0	1977
Arizona	14-9-0	2-2-0	1-2-0	11-5-0	5-8-0	9-1-0	2014
<b>Arizona State</b>	<b>10-9-0</b>	<b>2-2-0</b>	<b>2-1-0</b>	<b>6-6-0</b>	<b>2-4-0</b>	<b>8-5-0</b>	<b>2010</b>
<b>Arkansas</b>	<b>24-5-1</b>	<b>5-1-0</b>	<b>5-1-1</b>	<b>14-3-0</b>	<b>20-4-1</b>	<b>4-1-0</b>	<b>2014</b>
Arkansas-Little Rock	1-0-0	1-0-0	0-0-0	0-0-0	1-0-0	0-0-0	1976
<b>Auburn</b>	<b>69-14-0</b>	<b>22-4-0</b>	<b>10-6-0</b>	<b>37-4-0</b>	<b>56-11-0</b>	<b>13-3-0</b>	<b>2014</b>
Ball State	4-0-0	1-0-0	0-0-0	3-0-0	3-0-0	1-0-0	2005
Boise State	2-0-0	0-0-0	0-0-0	2-0-0	1-0-0	1-0-0	2009
BYU	11-0-0	3-0-0	0-0-0	8-0-0	7-0-0	4-0-0	2011
Cal State Fullerton	2-4-0	0-1-0	0-0-0	2-3-0	0-0-0	2-4-0	2003
California Berkeley	1-0-0	0-0-0	0-0-0	1-0-0	1-0-0	0-0-0	1997
<b>Centenary</b>	<b>29-1-0</b>	<b>15-0-0</b>	<b>11-1-0</b>	<b>3-0-0</b>	<b>29-1-0</b>	<b>0-0-0</b>	<b>2014</b>
Central Michigan	4-0-0	2-0-0	0-0-0	2-0-0	0-0-0	4-0-0	2013
Clarion	0-1-0	0-0-0	0-0-0	0-1-0	0-0-0	0-1-0	1979
Colorado	3-0-0	1-0-0	2-0-0	0-0-0	3-0-0	0-0-0	1980
Colorado State	2-0-0	0-0-0	2-0-0	0-0-0	2-0-0	0-0-0	1980
Denver	8-2-0	3-0-0	0-1-0	5-1-0	7-2-0	1-0-0	2008
Eastern Kentucky	1-0-0	0-0-0	0-0-0	1-0-0	0-0-0	1-0-0	1979
<b>Florida</b>	<b>30-67-0</b>	<b>14-10-0</b>	<b>6-26-0</b>	<b>10-31-0</b>	<b>25-50-0</b>	<b>5-17-0</b>	<b>2014</b>
Furman	1-0-0	1-0-0	0-0-0	0-0-0	1-0-0	0-0-0	1976
George Washington	4-0-0	1-0-0	0-0-0	3-0-0	4-0-0	0-0-0	2008
<b>Georgia</b>	<b>22-70-2</b>	<b>6-12-1</b>	<b>3-21-0</b>	<b>13-37-1</b>	<b>15-54-2</b>	<b>7-16-0</b>	<b>2014</b>
Georgia College	1-0-0	0-0-0	0-0-0	1-0-0	1-0-0	0-0-0	1991
Houston Baptist	8-0-0	3-0-0	4-0-0	1-0-0	8-0-0	0-0-0	1991
Illinois	10-1-0	2-0-0	0-0-0	8-1-0	3-1-0	7-0-0	2014
Illinois-Chicago	11-1-0	6-0-0	0-0-0	5-1-0	8-1-0	3-0-0	2009
Illinois State	7-0-0	1-0-0	0-0-0	6-0-0	3-0-0	4-0-0	2002
Indiana of Pennsylvania	2-0-0	0-0-0	0-0-0	2-0-0	2-0-0	0-0-0	1992
Indiana State	2-0-0	2-0-0	0-0-0	0-0-0	1-0-0	1-0-0	1986
<b>Iowa</b>	<b>11-2-0</b>	<b>4-0-0</b>	<b>3-0-0</b>	<b>4-2-0</b>	<b>9-1-0</b>	<b>2-1-0</b>	<b>2012</b>
<b>Iowa State</b>	<b>9-1-0</b>	<b>4-1-0</b>	<b>0-0-0</b>	<b>5-0-0</b>	<b>3-1-0</b>	<b>6-0-0</b>	<b>2014</b>
Jacksonville State	5-0-0	4-0-0	1-0-0	0-0-0	4-0-0	1-0-0	1985
Kent State	6-0-0	3-0-0	0-0-0	5-0-0	1-0-0	5-0-0	2014
<b>Kentucky</b>	<b>71-5-0</b>	<b>21-1-0</b>	<b>14-3-0</b>	<b>36-1-0</b>	<b>66-5-0</b>	<b>5-0-0</b>	<b>2014</b>
Louisville	2-2-0	1-0-0	0-1-0	1-1-0	1-1-0	1-1-0	1982
Maryland	8-0-0	2-0-0	2-0-0	4-0-0	6-0-0	2-0-0	2011
Massachusetts	1-0-0	0-0-0	0-0-0	1-0-0	0-0-0	1-0-0	2001
Memphis State	4-1-0	3-0-0	1-1-0	0-0-0	4-1-0	0-0-0	1984
Michigan	12-13-0	4-1-0	0-5-0	8-7-0	5-2-0	7-11-0	2014
Michigan State	22-3-0	11-0-0	1-1-0	10-1-0	9-3-0	13-0-0	2009
<b>Minnesota</b>	<b>14-0-0</b>	<b>4-0-0</b>	<b>1-0-0</b>	<b>9-0-0</b>	<b>5-0-0</b>	<b>9-0-0</b>	<b>2013</b>
Miss. Univ. for Women	1-0-0	1-0-0	0-0-0	0-0-0	1-0-0	0-0-0	1977
<b>Missouri</b>	<b>28-6-0</b>	<b>12-0-0</b>	<b>7-4-0</b>	<b>9-2-0</b>	<b>17-5-0</b>	<b>11-1-0</b>	<b>2014</b>
Montana	1-0-0	0-0-0	0-0-0	1-0-0	1-0-0	0-0-0	1985
Montana State	1-0-0	0-0-0	0-0-0	1-0-0	1-0-0	0-0-0	1981
Nebraska	11-13-1	4-1-0	0-1-1	7-11-0	4-4-1	7-9-0	2014
<b>New Hampshire</b>	<b>10-0-0</b>	<b>5-0-0</b>	<b>1-0-0</b>	<b>4-0-0</b>	<b>6-0-0</b>	<b>4-0-0</b>	<b>2011</b>
New Mexico	1-2-0	1-0-0	0-1-0	0-1-0	1-2-0	0-0-0	1985
North Carolina	5-0-0	1-0-0	0-0-0	4-0-0	3-0-0	2-0-0	2009
North Carolina State	14-0-0	6-0-0	2-0-0	6-0-0	11-0-0	3-0-0	2014
Northern Colorado	2-0-0	1-0-0	1-0-0	0-0-0	2-0-0	0-0-0	1980
Northern Illinois	4-0-0	0-0-0	0-0-0	4-0-0	2-0-0	2-0-0	1994
Ohio State	13-0-0	3-0-0	3-0-0	7-0-0	4-0-0	9-0-0	2013
<b>Oklahoma</b>	<b>10-12-0</b>	<b>1-2-0</b>	<b>1-1-0</b>	<b>8-9-0</b>	<b>4-5-0</b>	<b>6-7-0</b>	<b>2014</b>

## ALL-TIME OPPONENT RECORDS

OPPONENT	OVERALL W-L-T	HOME W-L-T	AWAY W-L-T	NEUTRAL W-L-T	REGULAR SEASON W-L-T	POSTSEASON W-L-T	LAST MEETING
Oklahoma State	5-0-0	4-0-0	0-0-0	1-0-0	1-0-0	4-0-0	1984
Oral Roberts	3-0-0	3-0-0	0-0-0	0-0-0	0-0-0	3-0-0	1982
Oregon	1-0-0	0-0-0	0-0-0	1-0-0	1-0-0	0-0-0	1981
Oregon State	11-8-1	2-1-0	1-2-1	8-5-0	3-3-0	8-5-1	2013
Penn State	16-17-0	7-2-0	2-5-0	7-10-0	9-12-0	7-5-0	2010
Pittsburgh	4-1-0	0-0-0	0-0-0	4-1-0	3-0-0	1-1-0	2005
Portland State	1-0-0	0-0-0	0-0-0	1-0-0	1-0-0	0-0-0	1981
Rhode Island	5-0-0	3-0-0	0-0-0	2-0-0	4-0-0	1-0-0	2002
Rutgers	1-0-0	0-0-0	0-0-0	1-0-0	0-0-0	1-0-0	2005
Seattle Pacific	1-0-0	0-0-0	0-0-0	1-0-0	1-0-0	0-0-0	2012
Southeast Missouri State	9-1-0	3-0-0	0-0-0	6-1-0	5-0-0	4-1-0	2009
Southern California	0-1-0	0-0-0	0-0-0	0-1-0	0-0-0	0-1-0	1979
Southern Illinois	2-0-0	2-0-0	0-0-0	0-0-0	0-0-0	2-0-0	1986
Southern Mississippi	2-0-0	2-0-0	0-0-0	0-0-0	2-0-0	0-0-0	1977
UL-Lafayette	1-0-0	1-0-0	0-0-0	0-0-0	1-0-0	0-0-0	1975
Southwest Missouri State	1-1-0	1-0-0	0-0-0	0-1-0	1-0-0	0-1-0	1979
Southwest Texas State	3-0-0	1-0-0	0-0-0	2-0-0	2-0-0	1-0-0	1980
Stanford	5-6-0	2-1-0	0-0-0	3-5-0	0-0-0	5-6-0	2014
Tennessee	1-0-0	0-0-0	1-0-0	0-0-0	1-0-0	0-0-0	1976
Texas	5-0-0	3-0-0	2-0-0	0-0-0	4-0-0	1-0-0	1981
Texas A&M	5-0-0	4-0-0	1-0-0	0-0-0	3-0-0	2-0-0	1980
Texas Woman's	11-0-0	5-0-0	4-0-0	2-0-0	11-0-0	0-0-0	2010
Towson State	2-0-0	0-0-0	0-0-0	2-0-0	1-0-0	1-0-0	2003
UTEP	1-0-0	0-0-0	0-0-0	1-0-0	1-0-0	0-0-0	1981
UCLA	4-21-1	1-1-0	0-5-0	3-15-1	2-4-0	2-17-1	2013
UC Santa Barbara	2-0-0	0-0-0	0-0-0	2-0-0	2-0-0	0-0-0	1997
Utah	2-28-0	2-2-0	0-9-0	0-17-0	2-5-0	0-23-0	2012
Utah State	4-1-0	2-0-0	0-0-0	2-1-0	2-0-0	2-1-0	2006
Washington	10-4-0	2-0-0	3-0-0	5-4-0	5-1-0	5-3-0	2013
West Virginia	11-0-0	5-0-0	1-0-0	5-0-0	7-0-0	4-0-0	2012
Western Michigan	3-0-0	1-0-0	0-0-0	2-0-0	3-0-0	0-0-0	2006
Wisconsin	2-0-0	0-0-0	0-0-0	2-0-0	1-0-0	1-0-0	1990
<b>OVERALL</b>	<b>702-441-8</b>	<b>257-55-3</b>	<b>108-124-3</b>	<b>335-235-2</b>	<b>470-246-6</b>	<b>227-175-2</b>	

2015 opponents in **bold**



## YEAR-BY-YEAR RESULTS

### 1975

#### 6-1 OVERALL, 3-0 POSTSEASON

LSU SCORE	W/L	OPPONENT	OPP. SCORE
82.85	W	USL	66.40
78.00	W	Alabama	72.85
89.65	L	at Memphis State	92.65
85.20	W	at Texas	81.20
79.74	1st	AIAW Regional Championships (Baton Rouge, La.)	
	W	Texas	78.86
	W	Southwest Texas State	73.08
	W	Southwestern Louisiana	54.33

### 1976

#### 14-22 OVERALL, 6-22 POSTSEASON

LSU SCORE	W/L	OPPONENT	OPP. SCORE
93.15	W	Ark.-Little Rock	46.45
95.15	W	at Florida	94.95
85.90	W	at Alabama	68.60
89.50	W	Furman	27.50
95.20	1st	LSU Triangular	
	W	Texas	89.50
	W	Memphis State	75.20
91.90	W	at Georgia	84.00
93.30	W	at Tennessee	68.10
99.90	1st	AIAW Regional Championships (Baton Rouge, La.)	
	W	Texas	96.45
	W	Southwest Texas State	92.95
	W	Amarillo College	88.75
	W	Oklahoma State	86.50
96.40	23rd	AIAW National Championships (Boone, N.C.)	
	L	Clarion State	107.95
	L	Southwest Missouri State	106.80
	L	Cal State Fullerton	106.30
	L	Southern Illinois	106.00
	L	Penn State	104.25
	L	Arizona State	103.00
	L	Massachusetts	102.55
	L	Nevada	102.40
	L	Indiana State	101.65
	L	Utah	101.65
	L	Canisius	101.05
	L	Oregon	99.65
	L	Washington	99.60
	L	Grand View College	99.40
	L	Seattle Pacific	99.20
	L	Louisville	98.90
	L	Kent State	97.70
	L	San Diego State	97.45
	L	Colorado	97.35
	L	USC	96.95
	L	Wisconsin	96.70
	L	Michigan State	96.50
	L	Minnesota	93.35
	W	Central Michigan	91.05

### 1977

#### 13-13 OVERALL, 3-13 POSTSEASON

LSU SCORE	W/L	OPPONENT	OPP. SCORE
177.65	W	Southern Miss.	54.55
123.70	W	at Memphis State	114.05
132.00	1st	LSU Triangular	
	W	Florida	115.00
	W	Alabama	105.25
132.15	W	Jacksonville State	118.75
132.10	W	Miss. Univ. for Women	110.80
138.40	1st	Texas A&M Invitational	
	W	Amarillo College	111.75
	W	Southwest Texas State	106.40
	W	Texas A&M	105.95
118.75	W	Southern Mississippi	85.85
134.25	1st	AIAW Regional Championships (Stillwater, Okla.)	
	W	Oklahoma State	121.75
136.05	14th	AIAW National Championships (Mount Pleasant, Mich.)	
	L	Clarion State	147.80
	L	Cal State Fullerton	146.80
	L	Penn State	146.40
	L	Massachusetts	144.70
	L	USC	142.30
	L	Southwest Missouri State	141.95
	L	Arizona State	138.55
	L	Indiana State	138.55
	L	Utah	138.50
	L	Southern Illinois	138.15
	L	UCLA	136.40
	L	Michigan State	136.15
	L	Nevada	136.15
	W	Washington	133.85
	W	Louisville	133.15

### 1978

#### 19-9 OVERALL, 10-8 POSTSEASON

LSU SCORE	W/L	OPPONENT	OPP. SCORE
135.60	W	Illinois-Chicago	130.45
135.55	W	Auburn	121.7
136.45	W	at Jacksonville State	134.85
136.75	W	Texas A&M	120.10
132.05	W	at Florida	100.00
135.40	L	at Georgia	136.20
140.15	W	Memphis State	111.95
134.25	W	at Colorado State	123.55
135.95	W	at Colorado	132.75

133.05	W	at Air Force	113.95
140.60	1st	AIAW Regional Championships (Baton Rouge, La.)	
	W	Texas A&M	124.50
	W	Oklahoma State	123.25
	W	Oral Roberts	112.95
137.70	9th	AIAW National Championships (Seattle, Wash.)	
	L	Penn State	147.70
	L	Cal State Fullerton	147.55
	L	Southwest Missouri State	145.05
	L	Clarion State	142.05
	L	USC	141.65
	L	Utah	141.10
	L	Arizona State	140.875
	L	Massachusetts	138.70
	W	Louisville	136.30
	W	Michigan State	136.15
	W	Southern Illinois	135.90
	W	San Diego State	134.30
	W	Georgia	133.30
	W	New Hampshire	131.35
	W	Kent State	129.90

### 1979

#### 17-11 OVERALL, 9-10 POSTSEASON

LSU SCORE	W/L	OPPONENT	OPP. SCORE
128.60	W	Illinois-Chicago	123.75
	W	Indiana State	121.2
	W	Nebraska	117.60
142.65	W	at Auburn	137.20
136.10	W	Northern Colorado	133.85
	W	Colorado	126.55
	W	Florida	118.00
131.40	L	Utah	133.90
132.25	T	at Nebraska	132.25
135.35	W	Southwest Missouri State	135.15
137.55	1st	AIAW Regional Championships (Baton Rouge, La.)	
	W	Oklahoma State	132.45
	W	Oral Roberts	131.00
	W	Texas A&M	120.65
	W	Southwest Texas State	119.55
131.95	11th	AIAW National Championships (State College, Pa.)	
	L	Cal State Fullerton	143.80
	L	Penn State	143.70
	L	Clarion	141.75
	L	Utah	138.10
	L	Southwest Missouri State	137.70
	L	Southern California	135.25
	L	Oregon State	134.55
	L	Louisville	133.90
	L	Pittsburgh	133.85
	L	Utah State	133.70
	W	Nebraska	131.95
	W	Georgia	131.60
	W	UCLA	130.95
	W	Eastern Kentucky	130.45
	W	Kent State	129.80

### 1980

#### 28-8 OVERALL, 18-5 POSTSEASON

LSU SCORE	W/L	OPPONENT	OPP. SCORE
127.75		Texas Invitational (Austin, Texas)	
	W	Southwest Texas State	116.55
	W	Texas	92.45
140.40	W	Georgia	132.00
142.30	W	Texas A&M	130.00
136.30	L	at Penn State	144.10
141.35	W	Louisville	139.80
133.95		Wolf's Cup (Salt Lake City, Utah)	
	L	Utah	144.55
	L	Arizona State	139.75
140.50	W	at Colorado	132.60
140.50	W	at Colorado State	122.30
138.30	W	at Northern Colorado	134.90
142.70	W	Jacksonville State	140.05
141.20	W	Nebraska	133.55
147.65	1st	AIAW Regional Championships (Baton Rouge, La.)	
	W	Oklahoma State	140.10
	W	Oral Roberts	136.90
	W	Texas A&M	132.90
	W	Texas	121.40
137.90	6th	AIAW National Championships (Baton Rouge, La.)	
	L	Penn State	145.50
	L	Utah	144.15
	L	Cal State Fullerton	143.65
	L	Oregon State	140.15
	L	UCLA	138.85
	W	Brigham Young	137.50
	W	Louisville	137.40
	W	Arizona State	136.95
	W	Jacksonville State	135.15
	W	Southern Illinois	132.85
	W	Florida	132.65
	W	Utah State	131.45
	W	Oklahoma State	131.05
	W	Minnesota	130.05
	W	Nebraska	126.70

### 1981

#### 25-16 OVERALL, 7-11 POSTSEASON

LSU SCORE	W/L	OPPONENT	OPP. SCORE
136.35		Sun Bowl Classic (El Paso, Texas)	
	W	Denver	126.70
	W	UTEP	119.05
143.20		Cat Classic (Columbia, Mo.)	
	L	Penn State	144.30
	W	Missouri	140.15
	W	Pittsburgh	139.55
	W	Brigham Young	136.70
	W	Montana State	117.25
142.90	L	at Florida	147.15
142.67	W	Utah State	138.61
141.10	1st	SEC Championship (Baton Rouge, La.)	
	W	Florida	139.90
	W	Georgia	135.05
	W	Alabama	134.15
	W	Auburn	125.45
	W	Kentucky	125.25
141.65		Shanico Invitational (Corvallis, Ore.)	
	L	Oregon State	145.90
	L	UCLA	142.25
	W	Washington	137.60
	W	Brigham Young	137.35
	W	Nebraska	135.50
	W	Portland State	121.20
	W	Oregon	86.95
143.05	L	Penn State	144.70
143.30	W	Texas	131.40
144.15	2nd	AIAW Regional Championships (Austin, Texas)	
	L	Oklahoma State	144.50
	W	Oral Roberts	140.00
	W	Texas	131.05
135.45	11th	AIAW National Championships (Salt Lake City, Utah)	
	L	Utah	145.65
	L	UCLA	144.10
	L	Cal State Fullerton	141.95
	L	Penn State	141.80
	L	Arizona State	141.60
	L	Florida	141.35
	L	Oregon State	141.15
	L	Oklahoma State	138.45
	L	USC	137.00
	L	BYU	136.00
	W	Pittsburgh	135.40
	W	Louisville	134.00
	W	Utah State	132.75
	W	Ohio State	132.30
	W	Missouri	130.00

### 1982

#### 13-7 OVERALL, 1-2 POSTSEASON

LSU SCORE	W/L	OPPONENT	OPP. SCORE
141.35	W	Oral Roberts	131.90
145.35	W	Alabama	140.75
142.70	W	Missouri	138.80
142.05		Cat Classic (Columbia, Mo.)	
	L	Penn State	143.25
	W	Missouri	139.65
	W	Pittsburgh	136.60
	W	Arizona	136.10
	W	Brigham Young	135.15
141.70	W	Florida	138.80
141.30	L	at Penn State	143.70
139.95	L	at Louisville	142.60
144.15	3rd	SEC Championship (Tuscaloosa, Ala.)	
	L	Florida	145.60
	L	Alabama	144.55
	W	Georgia	142.05
	W	Kentucky	135.00
	W	Auburn	134.95
144.50	W	Georgia	140.10
142.05	3rd	NCAA Regional Championships (Gainesville, Fla.)	
	L	Florida	145.45
	L	Alabama	142.80
	W	North Carolina	137.40

## YEAR-BY-YEAR RESULTS

### 1983

17-13-1 OVERALL, 6-7-1 POSTSEASON				
DATE	LSU SCORE	W/L	OPPONENT	OPP. SCORE
1/7	177.20	L	at Georgia	174.00
1/10	175.25	L	at Alabama	180.25
1/13		W	Minnesota	174.70
1/16		W	Auburn	167.10
1/19	183.75	W	Texas Woman's	160.30
1/22	176.65	L	at Florida	182.90
1/25	176.55		Cat Classic (Columbia, Mo.)	
1/28		L	Penn State	178.70
1/31		L	Missouri	178.35
2/3		W	Arizona	173.60
2/6		W	Pittsburgh	172.65
2/9		W	Kentucky	169.55
2/12	176.70	3rd	SEC Championship (Gainesville, Fla.)	
2/15		L	Florida	181.95
2/18		L	Alabama	181.75
2/21		W	Georgia	175.10
2/24		W	Kentucky	170.50
2/27	174.75	W	Centenary	169.60
2/28	183.20	W	Penn State	178.75
2/29	182.65	3rd	NCAA Regional Championships (Gainesville, Fla.)	
3/1		L	Alabama	184.75
3/4		L	Florida	184.65
3/7		W	Georgia	179.25
3/10		W	Oklahoma	178.80
3/13		W	Oklahoma State	174.95
3/16	177.80	6th	NCAA Championships (Salt Lake City, Utah)	
3/19		L	Utah	184.65
3/22		L	Arizona State	183.30
3/25		L	Cal State Fullerton	179.25
3/28		L	Alabama	179.05
3/31		L	Florida	177.85
4/3		T	UCLA	177.80
4/6		W	Ohio State	176.65
4/9		W	Oregon State	173.55
4/12		W	Nebraska	165.55

### 1984

8-10 OVERALL				
DATE	LSU SCORE	W/L	OPPONENT	OPPR. SCORE
1/6	175.80	W	New Mexico	172.30
1/20	176.90	L	at Arizona State	186.90
		W	Oklahoma State	173.30
2/1	169.95	L	at Centenary	173.50
		L	Illinois	171.50
2/3	172.80		Cat Classic (Columbia, Mo.)	
		L	Penn State	178.75
		L	Arizona	178.60
		L	Missouri	178.20
		W	Brigham Young	172.65
		W	Memphis State	169.35
2/8	175.00	W	Kentucky	166.30
2/22	178.25	W	Michigan	174.25
2/27	176.05	L	at Penn State	177.85
3/4	173.20	4th	SEC Championship (Gainesville, Fla.)	
		L	Florida	184.15
		L	Georgia	177.05
		L	Alabama	175.90
		W	Kentucky	165.35
		W	Auburn	161.55

### 1985

16-14 OVERALL, 4-1 POSTSEASON				
DATE	LSU SCORE	W/L	OPPONENT	OPP. SCORE
12/27	176.00		Aloha Gymfest (Kailua, Hawaii)	
		L	New Mexico	177.30
		L	Oregon State	176.70
		W	Oklahoma	175.50
		W	UCLA	174.10
		W	Maryland	172.05
		W	Brigham Young	168.85
		W	Montana	165.10
		W	UC Santa Barbara	159.25
1/18	178.30	L	Alabama	183.30
1/25	177.40		Purina Cat Classic (Columbia, Mo.)	
		L	Penn State	181.90
		L	Arizona	180.65
		L	Missouri	180.40
		W	Kentucky	177.05
		W	New Hampshire	176.25
2/7	180.55	L	Arizona State	180.80
2/8	174.80	L	Florida	188.75
2/22	180.50	4th	SEC Championship (Gainesville, Fla.)	
		L	Florida	185.65
		L	Alabama	183.65
		L	Georgia	181.80
		W	Kentucky	173.45
		W	Auburn	158.90
3/1	184.60	W	Jacksonville State	178.60
3/2	182.25	L	at New Mexico	185.55
3/6	187.65	W	Penn State	185.70
3/16	183.85	L	Florida	189.00
3/30	181.50	2nd	NCAA Central Regional Championships (Tuscaloosa, Ala.)	
		L	Alabama	186.35
		W	Michigan State	178.35
		W	Illinois	177.80

W	Illinois State	177.25
W	Missouri	173.85

### 1986

13-17 OVERALL, 6-8 POSTSEASON				
DATE	LSU SCORE	W/L	OPPONENT	OPP. SCORE
1/10	180.70	W	Missouri	176.50
1/17	180.65	W	at Houston Baptist	153.60
1/30	182.45	W	Centenary	153.25
2/3	178.25	L	at Utah	187.70
2/9	184.60	L	at Georgia	187.65
2/22	176.60	4th	SEC Championship (Gainesville, Fla.)	
		L	Georgia	185.15
		L	Florida	184.10
		L	Alabama	183.75
		W	Kentucky	175.95
		W	Auburn	171.40
2/28	180.65	L	Alabama	182.65
3/7	186.15	W	Kentucky	176.65
3/15	181.25	L	Alabama	184.60
		L	at Florida	184.10
3/22	184.05	L	at Alabama	188.55
		W	North Carolina State	179.55
4/5	185.25	1st	NCAA Central Regional Championships (Baton Rouge, La.)	
		W	Alabama	185.05
		W	Michigan State	183.45
		W	Indiana State	177.95
		W	Missouri	177.65
		W	Southern Illinois	175.55
4/18	180.55	9th	NCAA Championships (Gainesville, Fla.)	
		L	Utah	186.95
		L	Arizona State	186.70
		L	Alabama	186.35
		L	Georgia	185.45
		L	Cal State Fullerton	185.00
		L	Penn State	182.70
		L	UCLA	181.70
		L	Florida	181.30
		W	Ohio State	177.80

### 1987

23-11 OVERALL, 10-7 POSTSEASON				
DATE	LSU SCORE	W/L	OPPONENT	OPP. SCORE
1/16	179.35	L	at Alabama	180.15
		W	Auburn	174.65
1/22	183.90	W	Auburn	175.35
1/30	183.65	W	Houston Baptist	175.60
		W	at Centenary	142.25
2/6	187.15	W	Georgia	186.35
2/20	181.20	W	at Penn State	179.75
2/27	186.50	W	Alabama	184.75
3/7	185.60	W	at Kentucky	182.80
3/11	186.05	W	West Virginia	175.60
		W	Rhode Island	174.25
3/16	188.55	W	Florida	186.10
3/27	184.45	4th	SEC Championship (Athens, Ga.)	
		L	Georgia	189.40
		L	Florida	185.65
		L	Alabama	185.30
		W	Auburn	181.40
		W	Kentucky	180.95
4/11	186.80	2nd	NCAA Central Regional Championships (Tuscaloosa, Ala.)	
		L	Alabama	189.05
		W	Michigan State	183.60
		W	Illinois-Chicago	183.30
		W	Minnesota	180.20
		W	Auburn	178.60
		W	Illinois State	178.00
4/24	181.50	7th	NCAA Championships (Salt Lake City, Utah)	
		L	Georgia	187.90
		L	Utah	187.55
		L	UCLA	187.00
		L	Alabama	186.60
		L	Arizona State	184.00
		L	Florida	183.80
		W	Ohio State	180.20
		W	Washington	179.85
		W	Nebraska	179.50
		W	Arizona	179.45
		W	Oregon State	174.50

### 1988

28-9-1 OVERALL, 13-4 POSTSEASON				
DATE	LSU SCORE	W/L	OPPONENT	OPP. SCORE
1/16	182.65	W	at Centenary	174.75
1/24	184.65	W	at Auburn	182.30
1/28	187.10	T	Alabama	187.10
		W	Houston Baptist	181.55
2/4	183.50	L	at Georgia	184.00
2/13	184.20	W	Iowa State	177.55
2/19	184.45	W	Minnesota	179.55
2/24	189.95	W	Florida	185.90
2/27	190.90		Maryland Invitational (College Park, Md.)	
		W	Georgia	189.45
		W	Maryland	185.85
		W	North Carolina State	178.65
3/4	189.85	W	Kentucky	184.45
		W	Penn State	182.45
3/12	187.45	L	at Florida	189.00

3/26	187.40	4th	W	Rhode Island	177.60
				SEC Championship (Tuscaloosa, Ala.)	
			L	Alabama	190.15
			L	Georgia	189.20
			L	Florida	188.85
			W	Auburn	183.40
			W	Kentucky	183.20
3/30	188.85	W		at Houston Baptist	186.60
4/9	190.05	2nd		NCAA Central Regional Championships (Baton Rouge, La.)	
			L	Alabama	191.75
			W	Michigan State	187.15
			W	Auburn	186.10
			W	Illinois	181.70
			W	Missouri	181.70
			W	Minnesota	181.60
4/22	187.90	4th		NCAA Championships (Salt Lake City, Utah)	
			L	Alabama	190.05
			L	Utah	189.50
			L	UCLA	188.80
			W	Georgia	186.80
			W	Florida	186.65
			W	Oregon State	186.65
			W	Arizona State	185.10
			W	Arizona	184.00
			W	Nebraska	183.55
			W	Penn State	179.70
			W	Michigan State	178.80

### 1989

17-7 OVERALL, 5-1 POSTSEASON				
DATE	LSU SCORE	W/L	OPPONENT	OPP. SCORE
1/14	186.20	W	at Centenary	177.25
1/19	187.50	W	Auburn	182.50
1/27	183.75		Purina Cat Classic (Columbia, Mo.)	
		L	Arizona	188.60
		L	Penn State	185.95
		W	Missouri	181.55
		W	Brigham Young	181.45
2/3	188.90	L	Georgia	189.20
		W	Houston Baptist	181.25
2/11	186.05	W	at Maryland	183.70
		W	Indiana of Penn.	181.70
2/17	191.25	W	Kentucky	188.90
2/23	188.65	W	Florida	188.00
2/28	190.10	W	Penn State	173.75
3/3	189.45	W	at Kentucky	184.25
3/12	189.85	W	Maryland	186.95
		W	West Virginia	185.35
		W	North Carolina State	183.05
3/18	187.90	4th	SEC Championship (Gainesville, Fla.)	
		L	Florida	191.50
		L	Alabama	191.05
		L	Georgia	190.40
		W	Auburn	185.05
		W	Kentucky	182.65
3/22	186.65	W	at Houston Baptist	185.35
4/1	187.55	2nd	NCAA Central Regional Championships (Tuscaloosa, Ala.)	
		L	Alabama	192.75
		W	Michigan State	186.70
		W	Minnesota	186.10
		W	Auburn	185.65
		W	Wisconsin	182.40
		W	Illinois	181.85

## YEAR-BY-YEAR RESULTS

### 1990

#### 27-9 OVERALL, 11-6 POSTSEASON

DATE	LSU SCORE	W/L	OPPONENT	OPP. SCORE
1/19	186.55	W	Michigan	175.95
1/28	189.40	W	Denver	182.80
2/3	186.45	L	at Alabama	189.85
2/11	190.15	W	Kentucky	184.75
2/18	189.60	L	at Georgia	191.15
2/24	193.05	W	Missouri	189.20
3/2	190.15	W	at Arizona State	188.75
		W	Florida	187.25
3/9	191.00	W	at Florida	190.15
		W	Ohio State	185.60
		W	Minnesota	185.55
		W	Wisconsin	183.15
		W	George Washington	181.75
3/16	192.10	W	Houston Baptist	187.50
3/23	192.05	2nd	SEC Championship (Athens, Ga.)	
		L	Alabama	193.55
		W	Georgia	191.85
		W	Auburn	188.15
		W	Florida	188.00
		W	Kentucky	186.30
4/9	190.850	2nd	NCAA Central Regional Championships (Minneapolis, Minn.)	
		L	Alabama	194.150
		W	Minnesota	188.650
		W	Auburn	187.125
		W	Illinois	186.525
		W	Southeast Missouri State	185.400
		W	Missouri	185.075
4/20	192.100	6th	NCAA Championships (Corvallis, Ore.)	
		L	Utah	194.900
		L	Alabama	194.575
		L	Georgia	193.225
		L	UCLA	193.100
		L	Nebraska	192.225
		W	Oregon State	189.950
		W	Cal State Fullerton	189.700
		W	Towson State	187.975
		W	Florida	187.175
		W	Arizona	187.175
		W	Ohio State	183.650

### 1991

#### 18-16 OVERALL, 9-8 POSTSEASON

DATE	LSU SCORE	W/L	OPPONENT	OPP. SCORE
1/19	187.85	W	at Houston Baptist	186.35
1/25	188.30	L	Arizona State	188.55
2/2	190.10	L	Alabama	192.75
		L	at Georgia	191.80
2/8	190.35	W	Kentucky	182.35
2/15	192.10	L	Georgia	192.55
2/24	189.80	L	at Auburn	189.85
		W	Georgia College	185.25
3/1	193.75	W	Michigan	187.00
3/8	188.60	W	Southeast Missouri State	186.90
		W	at Kentucky	185.55
3/15	189.85	L	Florida	190.10
3/23	192.40	3rd	SEC Championship (Lexington, Ky.)	
		L	Georgia	194.10
		L	Alabama	194.05
		W	Florida	191.30
		W	Auburn	189.25
		W	Kentucky	186.00
4/6	191.75	3rd	NCAA Central Regional Championships (Auburn, Ala.)	
		L	Alabama	195.575
		L	Auburn	192.150
		W	Southeast Missouri State	189.025
		W	Northern Illinois	186.925
		W	Missouri	186.675
		W	Iowa	186.425
4/19	188.60	7th	NCAA Championships (Tuscaloosa, Ala.)	
		L	Alabama	195.125
		L	Utah	194.375
		L	Georgia	193.375
		L	Oregon State	192.350
		L	Penn State	190.950
		L	Florida	189.700
		W	Brigham Young	187.700
		W	Auburn	187.650
		W	Arizona State	187.650
		W	Arizona	187.475
		W	Utah State	185.950

### 1992

#### 8-20 OVERALL, 0-6 POSTSEASON

DATE	LSU SCORE	W/L	OPPONENT	OPP. SCORE
1/19	184.65	L	at Georgia	193.35
1/24	186.80	L	Arizona	189.30
1/31	185.45	L	UCLA	188.90
2/7	188.55	L	Alabama	192.10
2/14	186.25	L	at Michigan	189.25
		W	Northern Illinois	185.20
		W	Indiana of Penn.	182.40
2/16	185.25	L	at Michigan	189.40
		L	Missouri	188.20
2/28	189.10	W	Kentucky	187.75
		W	Centenary	179.45
3/6	189.95	L	Auburn	190.70
		W	Southeast Missouri State	186.55
3/14	188.65	L	at Florida	191.45
		W	Kentucky	188.05

		W	George Washington	187.95
3/20	188.45	L	at Arizona	195.05
3/28	188.65	5th	SEC Championship (Baton Rouge, La.)	
		L	Georgia	196.40
		L	Alabama	194.50
		L	Auburn	191.35
		L	Florida	189.60
		W	Kentucky	185.95
4/11	184.85	7th	NCAA Central Regional Championships (Columbia, Mo.)	
		L	Alabama	193.125
		L	Michigan	189.775
		L	Auburn	188.525
		L	Missouri	188.325
		L	Iowa	187.350
		L	Southeast Missouri State	185.525

### 1993

#### 15-13 OVERALL, 7-4 POSTSEASON

DATE	LSU SCORE	W/L	OPPONENT	OPP. SCORE
1/15	188.10	L	at Penn State	190.60
		W	Michigan State	186.55
1/22	187.35	W	at Centenary	184.20
1/29	190.80	L	Georgia	194.90
2/5	192.25	W	Washington	190.30
2/12	192.50	L	at Alabama	196.10
2/19	192.10	L	Florida	192.30
2/27	192.50	L	at Auburn	193.75
3/5	193.80	L	at Kentucky	194.30
3/14	191.95	W	George Washington	188.75
		W	Rhode Island	188.05
		W	Missouri	186.60
3/20	192.90	4th	SEC Championship (Tuscaloosa, Ala.)	
		L	Georgia	197.05
		L	Alabama	196.05
		L	Auburn	193.20
		W	Florida	192.10
		W	Kentucky	189.35
4/3	194.70	2nd	NCAA Central Regional Championships (Baton Rouge, La.)	
		L	Alabama	196.075
		W	Auburn	194.200
		W	Michigan	193.000
		W	Michigan State	192.175
		W	Missouri	189.825
		W	SE Missouri St.	189.000
4/15	193.425	17th	NCAA Championships (Corvallis, Ore.)	
		--	Georgia (196.400)	198.000
		--	Alabama (195.275)	196.825
		L	Utah (196.325)	195.825
		--	UCLA (194.125)	194.925
		L	Arizona (194.025)	194.075
		L	Auburn (193.775)	193.725
		--	Oregon State	193.425
		--	Michigan	193.125
		--	Florida	193.950
		W	Penn State	192.700
		W	Arizona State	192.175

### 1994

#### 19-9-1 OVERALL, 6-5 POSTSEASON

DATE	LSU SCORE	W/L	OPPONENT	OPP. SCORE
1/16	190.10		Shakespeare's Festival (Columbia, Mo.)	
		W	Missouri	185.750
		W	Iowa	185.450
		W	Ball State	181.650
		W	Northern Illinois	181.000
1/21	190.70	W	Auburn	189.900
1/28	191.975	L	at Georgia	195.350
2/4	191.200	W	at Florida	191.125
		W	Centenary	180.250
2/11	192.250	W	at Kentucky	191.425
2/18	194.925	T	Alabama	194.925
2/25	194.325	W	North Carolina State	189.350
3/4	195.325	W	Kentucky	190.500
3/18	195.550	L	at Alabama	196.250
3/26	194.150	3rd	SEC Championship (Auburn, Ala.)	
		L	Georgia	196.700
		L	Alabama	195.175
		W	Florida	194.125
		W	Auburn	192.700
		W	Kentucky	189.750
4/9	194.400	2nd	NCAA Central Regional Championships (Tuscaloosa, Ala.)	
		L	Alabama	196.900
		W	Michigan	193.600
		W	Auburn	191.475
		W	Minnesota	187.300
		W	Missouri	185.075
		W	Iowa State	184.225
4/21	193.225	8th	NCAA Championships (Salt Lake City, Utah)	
		L	Utah (194.925)	196.400
		L	Alabama (196.300)	196.350
		--	Georgia (195.050)	195.850
		--	Michigan (193.475)	195.150
		--	UCLA (193.700)	194.975
		L	Florida (194.250)	194.850
		L	Oregon State	193.625
		--	BYU	192.325
		W	Arizona State	190.825
		--	Washington	190.525
		--	New Hampshire	188.450

### 1995

#### 20-9 OVERALL, 6-5 POSTSEASON

DATE	LSU SCORE	W/L	OPPONENT	OPP. SCORE
1/15	192.025		Shakespeare's Invitational (Columbia, Mo.)	
		W	Illinois-Chicago	187.825
		W	Illinois State	186.800
		W	Missouri	185.875
1/21	193.950	W	at Auburn	189.525
1/27	194.300	W	Centenary	182.125
2/3	195.550	L	at Alabama	196.700
2/10	194.800	W	at Kentucky	192.475
2/17	196.175	L	Georgia	197.050
2/24	195.475	W	Arizona	194.075
3/3	195.550	L	Florida	195.650
3/12	196.400	W	Oklahoma	193.000
		W	West Virginia	191.750
		W	Centenary	187.700
3/25	196.125	2nd	SEC Championship (Gainesville, Fla.)	
		L	Alabama	196.175
		W	Georgia	195.875
		W	Florida	195.650
		W	Kentucky	191.975
		W	Auburn	190.675
4/7	195.075	3rd	NCAA Central Regional Championships (Ann Arbor, Mich.)	
		L	Alabama	196.675
		L	Michigan	195.725
		W	Illinois State	189.875
		W	Illinois-Chicago	189.600
		W	Northern Illinois	189.450
		W	Southeast Missouri State	188.900
4/19	193.025	9th	NCAA Championships (Athens, Ga.)	
		L	Utah (195.325)	196.650
		--	Alabama (195.600)	196.425
		--	Michigan (195.700)	196.425
		--	UCLA (196.375)	196.150
		L	Georgia (196.825)	196.075
		--	Oregon St. (195.500)	194.850
		--	Florida	195.425
		--	Penn State	194.150
		--	BYU	191.975
		W	Nebraska	191.750
		W	West Virginia	189.650

### 1996

#### 13-13 OVERALL, 4-2 POSTSEASON

DATE	LSU SCORE	W/L	OPPONENT	OPP. SCORE
1/20	189.025		Sunshine Fest Invitational (Nassau, Bahamas)	
		L	Georgia	195.400
		W	West Virginia	188.600
		W	Kentucky	188.525
1/27	161.925	L	at Georgia	195.875
2/2	192.725	L	Kentucky	193.075
2/9	193.250	L	at Florida	194.850
2/23	193.275	L	Alabama	196.500
3/1	193.250	W	Auburn	193.150
3/8	192.275		Invite '96 (Tucson, Ariz.)	
		L	Arizona	195.300
		L	Illinois-Chicago	192.800
		W	New Hampshire	189.675
		W	Southeast Missouri State	188.725
3/15	195.550	W	New Hampshire	191.325
		W	Missouri	190.875
		W	Centenary	188.650
3/29	193.325	5th	SEC Championship (Lexington, Ky.)	
		L	Georgia	197.450
		L	Alabama	195.950
		L	Florida	195.650
		L	Kentucky	195.250
		W	Auburn	191.150
4/13	194.525	3rd	NCAA Central Regional Championships (Baton Rouge, La.)	
		L	Alabama	198.075
		W	Michigan	196.275
		W	Michigan State	193.850
		W	Auburn	193.100
		W	Minnesota	192.625
		W	Iowa State	190.350

## YEAR-BY-YEAR RESULTS

### 1997\*

#### 16-13-1 OVERALL, 4-7 POSTSEASON

RANKING	DATE	LSU SCORE	W/L	OPPONENT	OPP. SCORE
NO POLL	1/12	191.075	L	at Oklahoma	191.225
#14	1/17	193.900	W	#21 Michigan State	193.050
#8	1/24	196.425	T	#1 Georgia	196.425
#8	2/1	192.725	L	at #5 UCLA	195.150
			W	#25 Cal	190.800
			W	UC Santa Barbara	186.725
#11	2/7	195.000	L	#10 Florida	195.475
#11	2/14	195.300	W	Centenary	182.625
#10	2/21	195.650	L	at #2 Alabama	197.325
#9	3/1	196.350	1st	Tiger Invitational (Auburn, Ala.)	
			W	#6 West Virginia	193.775
			W	Auburn	191.875
			W	Michigan State	191.625
#7	3/7	197.150	W	Illinois-Chicago	194.075
#6	3/15	196.400	W	at #22 Kentucky	194.800
#5	3/22	196.025	3rd	SEC Championship (Athens, Ga.)	
			L	#1 Georgia	198.375
			L	#10 Florida	196.050
			W	#4 Alabama	195.775
			W	Kentucky	195.075
			W	Auburn	192.550
#5	4/5	196.175	3rd	NCAA Central Regional Championships (Ann Arbor, Mich.)	
			L	#2 Michigan	197.700
			L	#4 Alabama	196.250
			W	#21 Minnesota	195.125
			W	#23 Michigan State	194.700
			W	#17 Iowa State	194.475
			W	#16 SE Missouri State	193.450
#4	4/17	193.825	12th	NCAA Championships (Gainesville, Fla.)	
			L	#2 UCLA (196.425)	197.150
			--	#9 Arizona St. (196.275)	196.850
			L	#6 Georgia (197.075)	196.600
			--	#1 Michigan (196.200)	196.500
			--	#5 Florida (196.075)	196.425
			L	#10 Nebraska (196.025)	195.250
			L	#8 Utah	196.025
			--	#7 Washington	195.975
			--	#3 Alabama	195.600
			--	#11 Minnesota	194.775
			L	#12 Penn State	194.300

### 1998

#### 20-13 OVERALL, 5-6 POSTSEASON

RANKING	DATE	LSU SCORE	W/L	OPPONENT	OPP. SCORE
#10	1/10	189.000	2nd	MSU Invitational (East Lansing, Mich.)	
			L	#16 Michigan State	189.475
			W	Iowa State	188.875
			W	Ball State	185.350
			W	Illinois State	184.475
#12	1/18	189.050	2nd	Shakespeare's Festival (Columbia, Mo.)	
			L	#10 Michigan State	190.950
			W	#17 Missouri	187.675
			W	#22 Illinois State	185.875
			W	#23 Western Michigan	182.850
NR	1/23	194.975	W	#5 Kentucky	192.775
#18	1/30	194.825	W	#25 Auburn	191.300
#15	2/6	194.150	L	at #1 Georgia	196.600
			W	Denver	190.250
#13	2/13	195.500	W	Centenary	177.325
#14	2/27	194.025	L	at #4 Florida	196.625
#8	3/6	195.475	L	#2 Alabama	195.975
			W	#11 Penn State	194.175
#6	3/14	195.450	W	Missouri	193.300
#8	3/21	196.450	3rd	SEC Championship (Baton Rouge, La.)	
			L	#1 Georgia	197.600
			L	#5 Florida	196.725
			W	#3 Alabama	195.400
			W	#24 Kentucky	193.525
			W	Auburn	192.425
#8	4/4	195.250	3rd	NCAA Central Regional Championships (Tuscaloosa, Ala.)	
			L	#4 Alabama	196.550
			L	#2 Michigan	196.000
			W	#11 Iowa State	193.400
			W	#19 Minnesota	192.800
			W	#21 Illinois	191.575
			W	#14 Michigan State	190.000
#8	4/16	195.300	9th	NCAA Championships (Los Angeles, Calif.)	
			--	#1 Georgia (197.825)	197.725
			L	#2 Florida (196.750)	196.350
			--	#3 Alabama (196.475)	196.300
			L	#6 Utah (196.200)	196.025
			L	#10 UCLA (196.925)	195.750
			--	#11 Arizona St. (195.450)	195.450
			L	#4 Washington	195.450
			--	#5 Michigan	195.425
			W	#12 Penn State	194.625
			--	#9 North Carolina State	194.125
			--	#7 BYU	193.400

### 1999

#### 17-10 OVERALL, 6-4 POSTSEASON

RANKING	DATE	LSU SCORE	W/L	OPPONENT	OPP. SCORE
#9	1/15	194.150	W	at Auburn	191.750
#5	1/22	194.400	W	at Kentucky	192.625
#4	1/29	195.825	L	#2 Georgia	196.100

#4	2/12	196.275	W	Texas Woman's	185.475
			W	Centenary	184.000
#3	2/19	195.150	L	at #4 Utah	196.375
#4	2/26	196.950	W	#18 Florida	194.975
#5	3/6	196.475	L	at #2 Alabama	197.825
#4	3/12	196.050	W	#20 Illinois-Chicago	195.075
			W	#21 Illinois	194.350
			W	Michigan State	190.900
#4	3/19	194.500	W	Southeast Missouri State	192.425
#5	3/27	195.325	4th	SEC Championship (Tuscaloosa, Ala.)	
			L	#1 Georgia	197.475
			L	#2 Alabama	196.775
			L	#11 Florida	195.875
			W	#21 Kentucky	194.875
			W	Auburn	194.000
#5	4/10	194.600	2nd	NCAA Region IV Championships (Baton Rouge, La.)	
			L	#8 Stanford	194.675
			W	Central Michigan	193.350
			W	Ball State	193.375
			W	Auburn	193.300
			W	#21 Kentucky	191.825
#12	4/22	194.475	9th	NCAA Championships (Salt Lake City, Utah)	
			--	#1 Georgia (197.025)	196.850
			--	#3 Michigan (196.575)	196.550
			L	#4 Alabama (194.950)	195.950
			L	#10 Ariz. St. (194.525)	195.900
			L	#2 UCLA (196.425)	195.850
			--	#6 Nebraska (196.225)	194.800
			--	#5 Utah	195.475
			--	#6 Penn State	194.775
			W	#21 Stanford	194.000
			--	#9 Florida	194.000
			W	#8 West Virginia	191.850

### 2000

#### 21-8-1 OVERALL, 6-4 POSTSEASON

RANKING	DATE	LSU SCORE	W/L	OPPONENT	OPP. SCORE
#10	1/8	192.600	1st	MSU Invitational (East Lansing, Mich.)	
			W	#12 Oregon State	191.100
			W	#20 Ohio State	190.650
			W	Michigan State	190.625
#13	1/14	194.625	W	Kentucky	192.250
#10	1/23	196.225	L	at #5 Georgia	196.375
#6	1/28	195.125	W	#1 Utah	194.800
#7	2/4	196.325	W	#1 Alabama	196.250
#6	2/12	195.775	2nd	at TWU Quad Meet	
			L	#20 Oklahoma	195.800
			W	Texas Woman's	193.275
			W	Illinois-Chicago	192.400
#6	2/18	196.800	W	Centenary	189.100
#6	2/25	195.075	L	at #19 Florida	195.400
			W	#11 Iowa State	194.400
			W	#12 North Carolina State	194.250
#7	3/3	196.950	W	Auburn	194.375
#7	3/18	196.825	2nd	SEC Championship (Gainesville, Fla.)	
			L	#4 Alabama	197.200
			T	#2 Georgia	196.825
			W	#16 Florida	195.775
			W	Kentucky	194.650
			W	Auburn	192.500
#7	4/1	195.650	2nd	NCAA Region III Championships (Tucson, Ariz.)	
			L	#5 Nebraska	196.875
			W	#18 Arizona State	195.500
			W	Arizona	194.100
			W	Illinois-Chicago	193.650
			W	Missouri	190.975
#10	4/13	194.950	9th	NCAA Championships (Boise, Idaho)	
			--	#2 UCLA (197.250)	197.300
			L	#6 Utah (196.125)	196.875
			L	#4 Georgia (196.775)	196.800
			--	#3 Nebraska (196.000)	196.725
			L	#1 Alabama (196.075)	196.500
			--	#5 Michigan (195.925)	195.725
			--	#9 Penn State	195.350
			--	#8 Iowa State	195.325
			W	#7 Oregon State	194.750
			W	#12 BYU	194.500
			--	#11 West Virginia	194.175

### 2001

#### 14-7 OVERALL, 3-2 POSTSEASON

RANKING	DATE	LSU SCORE	W/L	OPPONENT	OPP. SCORE
#8	1/12	194.000	W	at Kentucky	193.000
#14	1/19	193.875	L	#3 Georgia	196.100
#23	1/26	195.450	W	#21 Denver	194.275
#11	2/2	194.700	L	at #2 Alabama	197.350
#12	2/9	195.850	W	Towson State	193.850
			W	Texas Woman's	190.625
			W	Centenary	187.275
#13	2/16	196.475	W	#7 Florida	195.625
NR (RQS)	3/2	195.675	W	at Auburn	194.450
#18	3/9	196.950	W	#23 Michigan State	194.125
			W	New Hampshire	194.125
#21	3/23	196.300	4th	SEC Championship (Birmingham, Ala.)	
			L	#2 Georgia	198.000
			L	#3 Alabama	197.475
			L	#11 Florida	196.375
			W	Kentucky	195.850
			W	Auburn	194.500

#18	4/7	196.300	3rd	NCAA Northeast Regional Champs. (Ann Arbor, Mich.)	
			L	#7 Michigan	197.225
			L	#6 Stanford	196.725
			W	New Hampshire	194.225
			W	Rhode Island	189.075
			W	Massachusetts	188.525

### 2002

#### 16-14 OVERALL, 6-4 POSTSEASON

RANKING	DATE	LSU SCORE	W/L	OPPONENT	OPP. SCORE
#11	1/11	193.825	5th	Super Six Challenge (Gainesville, Fla.)	
			L	#2 Georgia	196.525
			L	#4 Alabama	195.725
			L	#1 UCLA	195.650
			L	#7 Florida	194.600
			W	#12 Penn State	193.375
#15	1/18	196.200	W	#22 Auburn	194.775
#5	1/25	194.750	L	at #16 Florida	194.950
#10	2/1	196.125	W	#1 Utah	196.100
#10	2/8	196.925	W	#4 Alabama	196.575
#8	2/16	195.825	L	at #15 Denver	196.050
#8	2/22	196.725	W	#21 Iowa	194.825
#10	3/1	197.500	W	#18 Kentucky	194.750
#11	3/8	196.675	L	at #1 Georgia	197.450
#9	3/15	197.675	W	Rhode Island	191.700
			W	Centenary	189.450
#9	3/23	196.225	4th	SEC Championship (Birmingham, Ala.)	
			L	#3 Georgia	197.025
			L	#2 Alabama	196.925
			L	#18 Florida	196.425
			W	#19 Kentucky	194.325
			W	Auburn	194.325
#6	4/6	196.450	1st	NCAA Central Regional Champs. (Baton Rouge, La.)	
			W	#15 Florida	195.900
			W	#7 Iowa State	195.400
			W	#25 Central Michigan	193.675
			W	New Hampshire	193.075
			W	Illinois State	189.975
#5	4/18	195.850	8th	NCAA Championships (Tuscaloosa, Ala.)	
			--	#1 Alabama (197.300)	197.575
			--	#4 Georgia (196.650)	197.250
			--	#2 UCLA (197.100)	197.150
			L	#3 Utah (196.775)	196.950
			L	#7 Nebraska (196.575)	196.425
			--	#9 Stanford (196.050)	196.025
			L	#8 Michigan	196.175
			--	#10 Minnesota	195.700
			--	#11 Florida	195.675
			W	#12 Arizona	194.975
			--	#6 Oregon State	192.925

### 2003

#### 18-15 OVERALL, 5-5 POSTSEASON



## YEAR-BY-YEAR RESULTS

### 2004

#### 22-9 OVERALL, 7-3 POSTSEASON

RANKING	DATE	LSU SCORE	W/L	OPPONENT	OPP. SCORE
#10	1/9	194.875	2nd	MSU Invitational (East Lansing, Mich.)	
			L	#17 Arizona	195.425
			W	Michigan State	193.250
			W	Western Michigan	192.125
#16	1/16	195.300	L	at #8 Florida	197.100
#20	1/23	196.750	L	#2 Alabama	197.600
#14	1/30	196.500	W	Centenary	190.100
			W	Texas Woman's	188.275
#14	2/6	196.775	W	at #13 Arkansas	196.450
#13	2/13	197.300	L	at #3 Georgia	198.050
#10	2/20	197.375	W	Kentucky	194.875
#10	2/22	197.100	W	#15 Arizona	197.050
			W	at Texas Woman's	193.475
#10	2/27	197.525	W	#18 Auburn	195.600
#4	3/5	197.525	W	Ohio State	195.600
#6	3/12	197.650	W	at Centenary	194.725
#5	3/20	197.275	3rd	SEC Championship (Duluth, Ga.)	
			L	#4 Georgia	198.175
			L	#3 Alabama	197.950
			W	#8 Florida	197.225
			W	#20 Auburn	195.925
			W	#24 Arkansas	194.825
			W	Kentucky	193.850
#7	4/2	197.500	1st	NCAA Central Regional Championships (Baton Rouge, La.)	
			W	#17 Arizona State	196.500
			W	#6 BYU	196.175
			W	#23 Auburn	195.750
			W	Michigan State	195.025
			W	#24 Kent State	194.850
#3	4/15	196.650	7th	NCAA Championships (Los Angeles, Calif.)	
			L	#4 UCLA (197.675)	198.125
			--	#2 Georgia (196.775)	197.200
			L	#7 Alabama (197.325)	197.125
			--	#8 Stanford (196.850)	197.125
			--	#6 Florida (196.850)	196.800
			L	#1 Utah (196.925)	195.775
			W	#10 Michigan	196.500
			W	#9 Arizona State	196.325
			--	#10 Nebraska	196.150
			--	#5 Oklahoma	195.750
			--	#12 Iowa	194.775

### 2005

#### 26-7 OVERALL, 7-3 POSTSEASON

RANKING	DATE	LSU SCORE	W/L	OPPONENT	OPP. SCORE
#8	1/7	193.725	3rd	MSU Invitational (East Lansing, Mich.)	
			L	Michigan State	195.475
			L	#20 Denver	193.875
			W	Ball State	190.025
#20	1/14	195.625	W	#12 Florida	195.550
#8	1/21	197.050	L	at #4 Alabama	197.175
#7	1/28	197.250	W	#15 Michigan State	191.425
#4	2/4	196.925	W	#13 Arkansas	195.725
#3	2/11	196.375	W	#7 Georgia	195.525
#3	2/18	196.925	W	at #20 Kentucky	195.550
#3	2/20	195.600	W	at #22 Ohio State	194.075
#1	2/25	196.025	W	at #20 Auburn	195.025
#2	3/4	196.175	W	Illinois-Chicago	192.950
			W	New Hampshire	192.375
			W	Western Michigan	189.975
#4	3/11	197.850	W	at #9 Oklahoma	195.750
#4	3/13	196.800	W	at Texas Woman's	191.425
#1	3/18	196.900	W	Centenary	190.375
#2	3/26	196.975	2nd	SEC Championship (Duluth, Ga.)	
			L	#8 Georgia	197.250
			W	#5 Alabama	196.700
			W	#6 Florida	196.150
			W	#15 Arkansas	195.325
			W	#21 Auburn	195.125
			W	#19 Kentucky	193.800
#3	4/9	197.125	1st	NCAA Northeast Regional Champs. (Durham, N.H.)	
			W	#10 Oklahoma	195.550
			W	New Hampshire	194.700
			W	#15 Arkansas	193.950
			W	Pittsburgh	193.100
			W	Rutgers	191.350
#1	4/21	195.800	9th	NCAA Championships (Auburn, Ala.)	
			--	#8 Georgia (197.350)	197.825
			--	#4 Alabama (197.000)	197.400
			L	#2 Utah (196.850)	197.275
			--	#3 UCLA (197.025)	197.150
			L	#6 Michigan (196.575)	196.575
			L	#7 Nebraska (195.875)	196.425
			--	#5 Florida	196.225
			--	#9 Iowa State	195.975
			W	#12 Penn State	194.975
			--	#11 BYU	194.625
			W	#10 Oklahoma	194.425

### 2006

#### 19-16 OVERALL, 5-5 POSTSEASON

RANKING	DATE	LSU SCORE	W/L	OPPONENT	OPP. SCORE
#7	1/6	193.900	4th	Super Six Challenge (Baton Rouge, La.)	
			L	#4 Alabama	194.250

			L	#8 Nebraska	194.100
			L	#11 Iowa State	194.050
			W	#15 Auburn	193.675
			W	#16 Missouri	192.700
#8	1/15	194.050	1st	at TVU Quad Meet	
			W	Utah State	192.875
			W	Texas Woman's	190.475
			W	Centenary	188.125
#11	1/20	195.025	W	Iowa	191.100
#11	1/27	194.725	W	at #22 Arkansas	193.100
#14	2/4	196.100	L	at #1 Georgia	197.150
#13	2/10	195.875	W	#18 Kentucky	194.675
#13	2/17	196.550	L	#17 Auburn	196.700
#11	2/24	196.575	L	#5 Oklahoma	196.950
#11	2/26	196.525	W	at Centenary	190.425
#7	3/3	195.850	L	#4 Alabama	196.425
#7	3/10	195.275	L	at #2 Florida	196.150
			W	#16 Penn State	193.200
#8	3/17	196.825	W	#10 UCLA	195.975
#8	3/25	195.900	4th	SEC Championship (Birmingham, Ala.)	
			L	#1 Georgia	197.275
			L	#5 Alabama	196.975
			L	#3 Florida	196.275
			W	#14 Auburn	194.975
			W	#19 Arkansas	194.650
			W	#18 Kentucky	191.150
#7	4/7	195.825	2nd	NCAA Central Regional Championships (Baton Rouge, La.)	
			L	#6 Oklahoma	196.375
			W	#16 Penn State	194.900
			W	#20 Kentucky	194.075
			W	Michigan State	193.575
			W	Ohio State	193.000
#8	4/20	195.650	8th	NCAA Championships (Corvallis, Ore.)	
			--	#1 Georgia (197.275)	197.750
			L	#11 Utah (196.175)	196.800
			L	#3 Alabama (196.250)	196.725
			--	#4 Florida (196.225)	196.275
			L	#6 Nebraska (196.325)	196.175
			--	#10 Iowa State (196.250)	194.725
			L	#7 Michigan	196.000
			--	#2 Arizona State	195.575
			W	#4 Oklahoma	195.525
			--	#9 Oregon State	195.150
			--	#12 Arkansas	194.375

### 2007

#### 19-13 OVERALL, 6-4 POSTSEASON

RANKING	DATE	LSU SCORE	W/L	OPPONENT	OPP. SCORE
#9	1/5	194.075	5th	Super Six Challenge (Fayetteville, Ark.)	
			L	#3 Florida	196.550
			L	#7 Nebraska	195.200
			L	#14 Penn State	194.575
			W	#17 Denver	192.975
			W	#15 Arkansas	192.800
#9	1/12	194.875	W	at Iowa	192.525
#14	1/19	193.850	W	Illinois	193.300
#15	1/26	196.500	W	#14 Arkansas	195.575
#13	2/2	196.450	L	#2 Georgia	197.425
#12	2/9	195.575	W	at #24 Kentucky	194.325
#12	2/16	195.750	W	at #11 Auburn	194.775
#9	2/23	197.050	L	#1 Florida	197.200
#8	3/2	196.875	L	at #4 Alabama	197.250
#6	3/9	197.175	W	#17 Penn State	196.275
#8	3/16	197.025	W	#5 Nebraska	143.750
#6	3/23	196.800	W	at Centenary	191.400
#4	3/31	196.250	4th	SEC Championship (North Little Rock, Ark.)	
			L	#1 Florida	197.325
			L	#2 Georgia	197.175
			L	#3 Alabama	197.000
			W	#11 Arkansas	194.550
			W	#17 Auburn	194.475
			W	Kentucky	194.000
#5	4/14	195.950	2nd	NCAA Southeast Regional Champs. (Morgantown, W. Va.)	
			L	#8 UCLA	195.975
			W	#24 West Virginia	194.775
			W	#17 Auburn	193.950
			W	#22 N.C. State	193.950
			W	North Carolina	193.875
#10	4/26	196.275	7th	NCAA Championships (Salt Lake City, Utah)	
			--	#3 Georgia (197.700)	197.850
			L	#1 Utah (197.325)	197.250
			--	#1 Florida (197.400)	197.225
			L	#9 UCLA (196.475)	196.925
			L	#6 Stanford (197.200)	196.825
			--	#5 Nebraska (196.625)	196.625
			--	#11 Oklahoma	196.250
			--	#4 Alabama	196.125
			W	#12 Denver	195.575
			W	#8 Michigan	195.100
			--	#7 Oregon State	195.100

### 2008

#### 26-12 OVERALL, 9-6 POSTSEASON

RANKING	DATE	LSU SCORE	W/L	OPPONENT	OPP. SCORE
#10	1/4	195.725	1st	Cancun Classic (Cancun, Mexico)	
			W	#15 Denver	193.200
			W	Minnesota	192.725
			W	Texas Woman's	190.900

#10	1/11	195.550	W	Iowa	191.525
#7	1/18	195.900	W	at #8 Arkansas	195.300
#5	1/26	195.325	L	at #2 Georgia	197.550
#7	2/1	195.075	W	Kentucky	191.200
#7	2/8	197.050	W	#15 Auburn	195.475
			W	West Virginia	192.750
#6	2/15	196.325	L	at #3 Florida	197.925
#5	2/22	196.125	L	Alabama	196.300
#8	2/29	197.775	W	#19 Michigan State	196.200
#8	3/2	197.050	W	at Centenary	193.125
#5	3/7	196.550	W	Washington	195.175
#5	3/14	196.500	W	at #18 N.C. State	194.850
			W	North Carolina	193.500
			W	George Washington	192.550
#5	3/29	196.500	4th	SEC Championship (Duluth, Ga.)	
			L	#1 Georgia	197.350
			L	#3 Florida	197.325
			L	#6 Alabama	197.325
			W	#11 Auburn	196.100
			W	#11 Arkansas	194.650
			W	#20 Kentucky	194.025
#7	4/12	197.625	1st	NCAA Central Regional Championships (Baton Rouge, La.)	
			W	#6 Stanford	197.525
			W	Ohio State	195.125
			W	#18 Missouri	195.100
			W	#20 Kentucky	194.950
			W	Kent State	193.700
#3	4/24	(196.575)	5th	NCAA Championships (Athens, Ga.)	
	4/25	196.350	--	#1 Georgia (197.625)	197.450
			--	#5 Utah (196.950)	197.125
			--	#4 Stanford (196.900)	196.750
			L/L	#2 Florida (196.900)	196.700
			L/W	#6 Alabama (196.650)	196.125
			--	#9 UCLA	196.725
			--	#8 Michigan	196.075
			W	#10 Oklahoma	196.075
			W	#11 Arkansas	195.825
			W	#7 Oregon State	195.475
			--	#12 Denver	194.200

### 2009

#### 24-12 OVERALL, 8-7 POSTSEASON

RANKING	DATE	LSU SCORE	W/L	OPPONENT	OPP. SCORE
#7	1/2	194.900	1st	Cancun Classic (Cancun, Mexico)	
			W	#19 Boise State	193.700
			W	#8 Michigan	192.700
			W	North Carolina	190.325
#7	1/9	194.175	W	Southeast Missouri St. at Iowa	191.675 191.375
#14	1/16	195.950	L	#8 Georgia	196.850
#11	1/23	196.575	W	at Kentucky	195.225
#10	1/30	195.300	L	at #6 Auburn	196.575
#11	2/6	196.800	W	#8 Florida	195.825
#11	2/13	196.625	W	at #5 Alabama	195.750
#10	2/20	197.400	W	North Carolina Illinois-Chicago	194.775 192.875
#6	2/27	196.150	W	#9 Arkansas	195.800
#11	3/7	197.150	W	North Carolina State	195.725
#6	3/13	196.650	W	at Centenary	192.400
#4	3/21	196.550	4th	SEC Championship (Nashville, Tenn.)	
			L	#5 Alabama	197.300
			L	#1 Georgia	196.925
			L	#6 Florida	196.750
			W	#11 Auburn	196.350
			W	#9 Arkansas	195.650
			W	#22 Kentucky	195.000
#5	4/4	196.875	1st	NCAA Central Regional Championships (Columbus, Ohio)	
			W	#8 Oregon State	196.800
			W	#17 Ohio State	195.950
			W	Michigan State	194.825
			W	#22 Kent State	194.650
			W	#24 Kentucky	193.700
#4	4/16 4/17	(196.300) 196.375	6th	NCAA Championships (Lincoln, Neb.)	
			L/L	#1 Georgia (197.450)	197.825
			-/L	#3 Alabama (197.025)	197.575
			-/L	#2 Utah (196.625)	197.425
			L/L	#5 Florida (196.375)	196.725
			-/L	#10 Arkansas (196.950)	196.475
			--	#7 UCLA	196.625
			W	#9 Stanford	196.225
			W	#12 Penn State	196.100
			W	#8 Oklahoma	195.825
			--	#6 Oregon State	195.350
			--	#11 Illinois	195.050

## YEAR-BY-YEAR RESULTS

### 2010

#### 15-13-1 OVERALL, 7-9 POSTSEASON

RANKING	DATE	LSU SCORE	W/L	OPPONENT	OPP. SCORE
#6	1/8	194.375	W	Maryland	190.625
#16	1/15	195.350	3rd	Lady Luck Invitational (Las Vegas, Nev.)	
			L	#15 Missouri	195.625
			L	#14 Kentucky	195.525
			W	Arizona State	192.675
#16	1/22	195.650	W	#11 Auburn	193.900
#13	1/29	195.050	L	at #4 Florida	196.725
#12	2/5	196.475	W	#1 Alabama	196.050
#11	2/12	196.475	W	Texas Woman's	190.775
#11	2/19	196.200	T	at #6 Arkansas	196.200
#10	2/26	196.050	L	at #5 Georgia	196.575
#10	3/5	196.925	W	#6 Oregon State	195.525
#10	3/12	197.150	W	Iowa	195.400
#11	3/19	196.425	W	at Centenary	186.700
#10	3/27	195.750	4th	SEC Championship (Jacksonville, Fla.)	
			L	#4 Florida	197.050
			L	#1 Alabama	196.875
			L	#5 Georgia	196.825
			W	#15 Auburn	195.575
			W	#8 Arkansas	195.275
			W	#18 Kentucky	194.800
#11	4/10	196.400	2nd	NCAA Northeast Regional Champs. (University Park, Pa.)	
			L	#2 Oklahoma	197.250
			W	#14 Penn State	196.050
			W	New Hampshire	194.800
			W	Ohio State	193.875
			W	Maryland	193.750
#9	4/22	196.025	9th	NCAA Championships (Gainesville, Fla.)	
			L	#1 UCLA (196.875)	197.725
			L	#4 Oklahoma (196.550)	197.250
			-	#3 Alabama (196.850)	197.225
			-	#6 Stanford (196.300)	197.100
			-	#2 Florida (196.775)	197.000
			L	#5 Utah (196.625)	196.225
			L	#12 Nebraska	196.175
			L	#8 Oregon State	196.050
			-	#11 Michigan	195.700
			-	#7 Arkansas	195.600
			-	#10 Missouri	194.600

### 2011

#### 8-15 OVERALL, 7-9 POSTSEASON

RANKING	DATE	LSU SCORE	W/L	OPPONENT	OPP. SCORE
#12	1/7	193.350	L	at #8 Oregon State	195.400
#25	1/14	194.475	L	at Auburn	194.775
#24	1/21	194.000	L	#1 Florida	196.425
#25	1/29	195.550	3rd	at Metroplex Challenge (Fort Worth, Texas)	
			L	#6 Alabama	196.825
			L	#10 Nebraska	195.600
			W	Missouri	193.400
#24	2/4	195.875	W	BYU	193.750
#19	2/11	194.875	L	#11 Arkansas	195.325
#21	2/18	196.350	L	#5 Georgia	196.500
#20	2/25	192.950	L	at Kentucky	195.575
#24	3/4	196.000	W	New Hampshire	194.350
#22	3/11	194.750	L	at #2 Alabama	196.950
#19	3/19	195.475	5th	SEC Championship (Birmingham, Ala.)	
			L	#2 Alabama	197.225
			L	#1 Florida	196.975
			L	#8 Georgia	196.625
			L	#12 Arkansas	195.800
			W	#22 Auburn	195.325
			W	Kentucky	193.950
#18	4/2	195.350	3rd	NCAA Athens Regional Championships (Athens, Ga.)	
			L	#6 UCLA	197.425
			L	#8 Georgia	196.750
			W	North Carolina State	194.750
			W	Maryland	193.200
			W	West Virginia	192.500

### 2012

#### 14-17 OVERALL, 4-1 POSTSEASON

RANKING	DATE	LSU SCORE	W/L	OPPONENT	OPP. SCORE
#12	1/6	192.500	5th	at Cancun Classic (Cancun, Mexico)	
			L	#11 Arkansas	196.450
			L	#19 Arizona	195.150
			L	#17 Auburn	194.775
			L	#25 Iowa	193.875
#12	1/13	195.025	W	#17 Auburn	193.800
#25	1/20	196.325	L	at #3 Arkansas	197.225
#17	1/28	195.750	L	at #7 Georgia	197.250
#14	2/3	196.125	W	Kentucky	195.050
#14	2/10	196.850	L	at #4 Florida	197.850
#13	2/17	196.450	W	at #23 Washington	194.975
			W	Seattle Pacific	190.800
#13	2/24	196.575	L	#3 Alabama	197.025
#10	3/2	196.550	W	#20 North Carolina State	194.875
#9	3/9	196.300	W	at Iowa	195.700
#10	3/16	196.850	W	West Virginia	194.900
#8	3/24	196.425	4th	SEC Championship (Duluth, Ga.)	
			L	#1 Florida	197.150
			L	#3 Alabama	196.775
			L	#5 Georgia	196.575
			W	#24 Kentucky	194.350

			W	#10 Arkansas	194.175
			W	#15 Auburn	194.100
#9	4/7	196.075	2nd	NCAA Seattle Regional Championships (Seattle, Wash.)	
			L	#4 Alabama	197.025
			W	#23 Washington	196.825
			W	#16 Arizona	195.075
			W	Iowa	194.600
			W	Central Michigan	194.150
#11	4/20	196.550	9th	NCAA Championships (Duluth, Ga.)	
			-	#4 Alabama (197.675)	197.850
			-	#1 Florida (197.650)	197.775
			L	#2 UCLA (197.400)	197.750
			L	#10 Stanford (197.125)	197.500
			L	#7 Utah (197.200)	197.375
			-	#8 Arkansas (197.150)	196.300
			L	#3 Oklahoma	196.925
			L	#5 Nebraska	196.625
			-	#12 Ohio State	196.525
			-	#5 Georgia	196.500
			-	#9 Oregon State	196.475

### 2013

#### 25-11 OVERALL, 10-5 POSTSEASON

RANKING	DATE	LSU SCORE	W/L	OPPONENT	OPP. SCORE
#8	1/4	196.075	W	#22 NC State	194.975
#8	1/11	196.875	W	#3 Florida	196.575
#5	1/18	195.525	L	at #6 Alabama	196.575
#7	1/26	197.100	2nd	at Metroplex Challenge (Fort Worth, Texas)	
			L	#2 Oklahoma	197.275
			W	#16 Oregon State	196.825
			W	#9 Georgia	196.775
			W	Washington	194.875
#6	2/1	195.875	W	at #16 Kentucky	195.250
#8	2/8	197.275	W	at Missouri	194.575
#7	2/15	196.825	W	#20 Arkansas	195.625
#6	2/22	196.975	L	at #14 Auburn	197.175
#5	3/1	197.050	W	#7 Georgia	196.825
#4	3/8	197.500	L	#5 Alabama	197.725
#5	3/15	196.925	W	at NC State	196.050
#6	3/23	197.700	3rd	at SEC Championship (Session II) (North Little Rock, Ark.)	
			L	#1 Florida	198.000
			L	#3 Alabama	197.800
			W	#5 Georgia	197.325
			W	#12 Auburn	196.550
			W	#16 Arkansas	196.400
			W	Missouri	195.525
			W	#19 Kentucky	194.600
#7	4/6	197.275	1st	NCAA Columbus Regional Champs. (Columbus, Ohio)	
			W	#6 UCLA	196.950
			W	#18 Arizona	196.100
			W	#20 Ohio State	196.050
			W	North Carolina State	195.275
			W	#24 Central Michigan	194.925
#5	4/19	(197.325)	5th	NCAA Championships (Los Angeles, Calif.)	
	4/20	197.050	L/L	#1 Florida (197.775)	197.575
			-/L	#2 Oklahoma (197.200)	197.375
			-/L	#3 Alabama (197.350)	197.350
			-/L	#6 UCLA (197.200)	197.100
			W/W	#4 Georgia (197.150)	196.675
			-	#7 Michigan	196.850
			W	#8 Minnesota	196.375
			-	#10 Utah	196.200
			-	#11 Arkansas	196.150
			W	#12 Illinois	195.700
			W	#9 Stanford	194.700

### 2014

#### 26-9 OVERALL, 16-6 POSTSEASON

RANKING	DATE	LSU SCORE	W/L	OPPONENT	OPP. SCORE
#5	1/10	197.200	W	Centenary	181.575
#2	1/17	196.875	L	at #9 Georgia	197.175
#2	1/25	197.175	W	#14 Auburn	196.850
#3	1/31	197.650	W	#7 Alabama	196.825
#3	2/7	197.225	W	at #11 Arkansas	196.275
#3	2/9	197.650	W	at #2 Oklahoma	197.325
#3	2/15	197.875	2nd	at Metroplex Challenge (Fort Worth, Texas)	
			L	#2 Oklahoma	198.175
			W	#17 Arizona	195.625
			W	Kentucky	194.850
#3	2/21	197.625	L	at #2 Florida	198.125
#1	2/28	198.050	W	Missouri	194.825
#1	3/7	197.500	W	#25 North Carolina State	195.525
#1	3/14	197.800	W	Kentucky	195.000
#2	3/22	197.325	3rd	at SEC Championship (Session II) (Birmingham, Ala.)	
			L	#4 Alabama	197.875
			L	#1 Florida	197.700
			W	#6 Georgia	197.150
			W	#12 Auburn	195.550
			W	Kentucky	195.075
			W	#15 Arkansas	194.900
			W	Missouri	194.650
#3	4/5	198.325	1st	NCAA Baton Rouge Regional Champs. (Baton Rouge, La.)	
			W	#10 Stanford	197.275
			W	Iowa State	196.350
			W	Kent State	195.125
			W	#13 Auburn	195.050
			W	#21 Arizona	194.825

#3	4/18	(197.100)	3rd	NCAA Championships (Birmingham, Ala.)	
	4/19	197.600	-/L	#1 Florida (197.650)	198.175
			L/L	#2 Oklahoma (197.500)	198.175
			-/W	#4 Alabama (197.550)	197.550
			L/W	#6 Georgia (197.300)	197.050
			-/W	#9 Nebraska (197.100)	196.500
			-	#5 Utah	197.025
			-	#8 UCLA	197.000
			W	#10 Stanford	196.600
			W	#7 Michigan	196.425
			W	#11 Illinois	195.800
			-	#15 Penn State	194.825

From 1993 on, NCAA Championship scores listed in parentheses reflect preliminary round scores for teams advancing to the Super Six finals.

^ - All rankings 1997-present based on GymInfo Rankings