



WELCOME TO TIGER STADIUM

THE **PATH**
TO
The Record Book

WELCOME TO DEATH VALLEY

20

23



DEATH VALLEY



2023 LSU Football Schedule

DATE	OPPONENT (TV)	TIME (CT)	SERIES RECORD
Sept. 3	vs. Florida State (ABC)	6:30 p.m.	FSU leads 8-2
Sept. 9	Grambling State (SECN+)	6:30 p.m.	First Meeting
Sept. 16	at Mississippi State* (ESPN)	11:00 a.m.	LSU leads 77-36-3
Sept. 23	Arkansas*	TBA	LSU leads 43-23-2
Sept. 30	at Ole Miss*	TBA	LSU leads 65-42-4
Oct. 7	at Missouri*	TBA	Missouri leads 2-1
Oct. 14	Auburn*	TBA	LSU leads 32-24-1
Oct. 21	Army	TBA	Army leads 1-0
Nov. 4	at Alabama*	TBA	Alabama leads 55-27-5
Nov. 11	Florida*	TBA	Series tied 33-33-3
Nov. 18	Georgia State	TBA	First Meeting
Nov. 25	Texas A&M*	TBA	LSU leads 35-23-3
Dec. 2	SEC Championship	TBA	LSU 5-2 in SEC Title Game

All dates & times are Central and Subject to Change | * - Denotes SEC Game

2022 LSU Football Results (10-4, 6-2 SEC)

DATE	OPPONENT	RESULT	ATTENDANCE	TV
Sept. 4	vs. Florida State	L, 23-24	68,388	ABC
Sept. 10	Southern	W, 65-17	102,321	SECN
Sept. 17	Mississippi State	W, 31-16	98,520	ESPN
Sept. 24	New Mexico	W, 38-0	100,501	ESPN+
Oct. 1	at Auburn	W, 21-17	87,451	ESPN
Oct. 8	Tennessee	L, 13-40	102,321	ESPN
Oct. 15	at Florida	W, 45-35	90,585	ESPN
Oct. 22	Ole Miss	W, 45-20	100,821	CBS
Nov. 5	Alabama	W, 32-31	102,321	ESPN
Nov. 12	at Arkansas	W, 13-10	98,772	ESPN
Nov. 19	UAB	W, 41-10	97,367	ESPN2
Nov. 26	at Texas A&M	L, 23-38	93,578	ESPN
Dec. 3	vs. Georgia (2022 SECG)	L, 30-50	74,810	CBS
Jan. 4	vs. Purdue (2023 Cheez-It Citrus Bowl)	W, 63-7	42,791	ABC

1	2023 Schedule / 2022 Results
2	University Quick Facts
3	Quick Facts
4	Roster/Pronunciation Guide
6	Series Records vs. 2023 Opponents

Bios

9	Student-Athletes
34	Head Coach Brian Kelly
36	Assistant Coaches

Review

43	2022 Season Stats
50	Florida State Game Recap
51	Southern Game Recap
52	Mississippi State Game Recap
53	New Mexico Game Recap
54	Auburn Game Recap
55	Tennessee Game Recap
56	Florida Game Recap
57	Ole Miss Game Recap
58	Alabama Game Recap
59	Arkansas Game Recap
60	UAB Game Recap
61	Texas A&M Game Recap
62	SEC Championship Game Recap
63	Cheez-It Citrus Bowl Game Recap

History

64	Record Book - Rushing
69	Record Book - Passing
71	Record Book - Receiving
75	Record Book - Total Offense
76	Record Book - Quarterback Wins
77	Record Book - All-Purpose
78	Record Book - Special Teams
81	Record Book - Defense
84	Record Book - Team Records
88	Record Book - Yearly Offensive Stats
89	Record Book - Yearly Defensive Stats
90	LSU vs. All Opponents
91	Year-by-Year Results

108	Permanent Team Captains
109	Noteworthy Games
110	Comebacks
111	SEC Openers/Milestone Games
112	Records When/Homecoming Games
113	LSU on Television
115	National Award Winners
116	National Award Winner - Joe Burrow
117	National Award Winners - Burrow/O-Line
118	National Award Winners - Delpit/Chase
119	National Award Winners - White/Beckham Jr.
120	National Award Winners - Claiborne/Mathieu
121	National Award Winners- Peterson/Dorsey
122	National Award Winners - Russell/Niswanger
123	National Award Winners - Wilkerson/Reed
124	National Award Winner - Cannon
125	All-Americans
132	Academic Success
134	SEC Awards/All-SEC
135	All-SEC
139	NFLSU
1140	Tigers in the NFL
142	Tigers in the NFL Draft
144	Hall of Fame/Pro Bowl Tigers
145	Gridiron Greatness
146	1958 National Champions
147	2003 National Champions
148	2007 National Champions
149	2019 National Champions
150	SEC Championship Teams
153	SEC Championship Game History
155	Bowl Records
157	All-Time Head Coaching Records
158	All-Time Assistant Coaches
159	Lettermen
168	Great Moments
170	LSU Football Traditions
176	Tiger Stadium

University

Location:	Baton Rouge, La.
Founded:	1860
Enrollment:	37,354
Nickname:	Tigers or Fighting Tigers
Colors:	Purple & Gold
Print specs:	Purple-PMS 268, Gold-PMS 123
Mascot:	Mike
Stadium:	Tiger Stadium
Capacity:	102,321
Year opened:	1924
Surface:	Natural Grass
Conference:	Southeastern (Western Division)
Band:	Golden Band from Tigerland

Requests

CREDENTIALS
 Credentials for LSU home games are issued to working media only. Individual game credentials must be requested two (2) weeks prior to the date of the game via [LSUsports.net/media](https://lsusports.net/media).

GAME NOTES
 Media and fans can access the current media guide, updated statistics and game notes all in one location at [LSUsports.net/gamenotes](https://lsusports.net/gamenotes). Each category is updated daily throughout the season.

VIDEO
 Members of the media may request video from LSU Athletics. Inquiries can be emailed to mbonnet@lsu.edu.

PHOTOS
 Members of the media may request photos by emailing photo@lsu.edu. Digital photos on LSUsports.net, the official website, are the property of LSU Athletics and should not be used without expressed written consent of LSU Athletics Creative Services.

LOGOS
 Logos requests can be submitted to creative@lsu.edu. All requests are subject to review and approval under the university's trademark licensing and multimedia rights holder guidelines. Please refer to [LSUsports.net/brand](https://lsusports.net/brand).

Credits

EDITORS:	Brandon Berrio, Michael Bonnette
DESIGN:	Lindsey Thompson
ASST. EDITORS:	Todd Politz, Rece Beough, Kirby Koch

PHOTOGRAPHY
 Chris Parent, Gus Stark, MG Miller, Rachel Street, Whitney Williston, Kelly McDuff, Brandon Gallego, Rebecca Warren, Abby Mock, Mia Bacilla, Skylar Fontaine, Emilie Bowen, Brad Messina, Alex Restrepo, Chris Graythen, The Advocate, Jennifer Abelson, Dan Hardesty, Jim Hudelson, LSU Gumbo, Neil Johnson, Rob Musemeche, NFL, NBA, MLB, WNBA, Nelson Chenault, Ron Berard, C.C. Lockwood, Erby Aucoin Jr., Steve Franz, Getty Images, Jim Zeitz, Eddy Perez from LSU Office of Strategic Communications

© COPYRIGHT LOUISIANA STATE UNIVERSITY®
 The 2023 LSU Football Media Guide was written by the LSU Athletics Communications Office and designed by LSU Creative Services. All text and photo content is property of Louisiana State University and LSU Athletics and can not be reproduced without permission from LSU Athletics Communications. The Coaches' Trophy and the image of the Crystal Football are trademarks of the American Football Coaches Association (AFCA). The AFCA is the copyright owner of the Coaches' Trophy. © 1986 AFCA ®.

In recent years, some information that was once printed exclusively in LSU Athletics media guides has been moved to the department's official website, LSUsports.net. Visit the football homepage to find such information. Additionally, aliases (such as LSUsports.net/football) have been placed throughout the 2023 LSU football media guide to redirect website users to the expanded content that's available and constantly updated on LSUsports.net.

2023 Team Breakdown

Base Offense:	Multiple
Base Defense:	4-3
Returning Letterwinners:	35
Offense:	18
Defense:	13
Special Teams:	4
Letterwinners Lost:	25
Offense:	9
Defense:	16
Special Teams:	0
Returning Starters:	16
Offense:	8
Defense:	4
Special Teams:	4
Starters Lost:	10
Offense:	3
Defense:	7
Special Teams:	0

Returning Offensive Starters (8)

5	Jayden Daniels	QB	Sr./1L
11	Brian Thomas Jr.	WR	Jr./2L
27	Josh Williams	RB	Gr./3L
50	Emory Jones	OL	So./1L
66	Will Campbell	OL	So./1L
69	Charles Turner III	OL	Sr./3L
70	Miles Frazier	OL	Jr./1L
86	Mason Taylor	TE	So./1L

Returning Defensive Starters (4)

3	Greg Brooks Jr.	S	Sr./1L
4	Harold Perkins Jr.	LB	So./1L
30	Greg Penn III	LB	Jr./2L
92	Mekhi Wingo	DL	Jr./1L

Returning Special Teams Starters (4)

19	Jay Bramblett	P	Sr./1L
31	Nathan Dibert	KOS	So./1L
34	Damien Ramos	K	So./1L
44	Slade Roy	LS	Jr./1L

Offensive Starters Lost (3)

7	Kayshon Boutte	WR	Jr./3L
10	Jaray Jenkins	WR	Sr./4L
75	Anthony Bradford	OL	Jr./3L

Defensive Starters Lost (7)

2	Mekhi Garner	CB	Jr./1L
11	Ali Gaye	DE	Sr./3L
18	BJ Ojulari	DE	Jr./3L
13	Joe Foucha	S	Sr./1L
23	Micah Baskerville	LB	Sr./5L
24	Jarrick Bernard-Converse	CB	Sr./1L
99	Jaquelin Roy	DL	Jr./3L

Special Teams Starters Lost (0)**Returning Statistical Leaders (2022 Stats)**

PASSING	COMP-ATT-INT	PCT.	YDS.	TDS
Jayden Daniels	266-388-3	68.6	2913	17
Garrett Nussmeier	52-84-4	61.9	800	5

RUSHING	ATT.	YDS.	AVG.	TDS
Jayden Daniels	186	885	4.8	11
Josh Williams	97	532	5.5	6
Noah Cain	76	409	5.4	10
John Emery Jr.	76	375	4.9	6

RECEIVING	REC.	YARDS	AVG.	TDS
Malik Nabers	72	1017	14.1	3
Mason Taylor	38	414	10.9	3
Brian Thomas Jr.	31	361	11.6	5
Kyren Lacy	24	268	11.2	0

TACKLES	TOTAL	SOLO	ASST.	INT.	SACKS	TFL
Greg Penn III	78	42	36	0	0	6
Harold Perkins Jr.	72	39	33	1	7.5	13
Greg Brooks Jr.	66	34	32	2	1	3
Mekhi Wingo	46	25	21	0	3	6

LSU Football Coaching Staff

NAME	POSITION	ALMA MATER	YEAR AT LSU
Brian Kelly	Head Coach	Assumption College, '83	2nd
Matt House	Defensive Coordinator/LBs Coach	Michigan State, '00	2nd
Mike Denbrock	Offensive Coordinator/TEs Coach	Grand Valley State, '87	2nd
Frank Wilson III	Associate Head Coach/RBs Coach	Nicholls, '97	8th
Bob Diaco	Special Teams Coordinator/OLBs Coach	Iowa, 1996	1st
John Jancek	Defensive Line Coach	Grand Valley State, '91	2nd
Jimmy Lindsey	Defensive Line Coach	Chattanooga, '01	1st
Kerry Cooks	Safeties Coach	Iowa, '00	2nd
Brad Davis	Offensive Line Coach	Oklahoma, '03	2nd
Cortez Hankton	Passing Game Coordinator	Texas Southern, '02	2nd
Joe Sloan	Quarterbacks Coach	East Carolina, '08	2nd
Robert Steeples	Cornerbacks Coach	Missouri, '12	2nd

Football Facts

Head Coach:	Brian Kelly
Career Record:	294-101-2 (32 seasons)
Record at LSU:	10-4 (second season)
2022 Record:	10-4
2022 Final National Ranking:	15/16

University Administration

President	William Tate IV	Northern Illinois
Faculty Representative	Dr. Lori Martin	Fordham

Social Media Directory**TWITTER**

Brian Kelly	@CoachBrianKelly
LSU Football	@lsufootball
Michael Bonnette	@LSUBonnette
Brandon Berrio	@bberri1
Cody Worsham	@CodyWorsham
Chris Blair	@LSUTigersVoice
LSU Tigers	@LSUsports
LSU Sports Radio	@LSUradio
Tiger Stadium	@LSUTigerStadium
Mike the Tiger	@LSUMikeTiger
LSU Football Equipment	@LSUFBEquipment
LSU Ticket Office	@LSUtitix
LSU South Stadium Productions	@LSUCreative
LSU Photography	@LSUpix
LSU Athletic Training	@LSUAthTraining
LSU Sports Nutrition	@HealthyTigerLSU
LSU Academic Center	@LSUAcademicCtr
LSU Tiger Life	@LSUTigerLife
LSU Game Operations	@LSUgameops

FACEBOOK

Facebook.com/LSUfootball

INSTAGRAM

@headcoachbriankelly
 @lsufootball
 @lsusports

Numerical Roster

NO.	NAME	POS.	HT.	WT.	CLASS-EXP	HOMETOWN (HIGH SCHOOL/PREVIOUS SCHOOL)
0	Maason Smith	DT	6-6	310	SO-1L	Houma, La. (Terrebonne HS)
1	Aaron Anderson	WR	5-8	190	FR-TR	New Orleans, La. (Edna Karr HS/Alabama)
1	Omar Speights	LB	6-1	235	SR-TR	Philadelphia, Pa. (Crescent Valley HS/Oregon State)
2	Kyren Lacy	WR	6-2	215	SR-1L	Thibodaux, La. (Thibodaux HS/UL-Lafayette)
2	Ovie Oghoufo	JACK	6-4	250	SR-TR	Lathrup Village, Mich. (Harrison HS/Texas)
3	Greg Brooks Jr.	S	5-10	187	SR-1L	Harvey, La. (West Jefferson HS/Arkansas)
3	Logan Diggs	RB	6-1	215	JR-TR	Boutte, La. (Archbishop Rummel HS/Notre Dame)
4	John Emery Jr.	RB	6-0	224	SR-3L	St. Rose, La. (Destrehan HS)
4	Harold Perkins Jr.	LB	6-1	220	SO-1L	New Orleans, La. (Cy Park HS)
5	Jayden Daniels	QB	6-4	210	SR-1L	San Bernardino, Calif. (Cajon HS/Arizona St.)
5	Laterrance Welch	CB	6-1	193	SO-1L	Lafayette, La. (Acadiana HS)
6	Jordan Allen	S	5-11	196	FR-RS	Lafayette, La. (Lafayette Christian Academy)
6	Shelton Sampson Jr.	WR	6-4	190	FR-HS	Baton Rouge, La. (Catholic HS)
8	Major Burns	S	6-2	193	JR-2L	Baton Rouge, La. (Madison Prep Academy/Georgia)
8	Malik Nabers	WR	6-0	200	JR-2L	Lafayette, La. (Southside HS)
10	Rickie Collins	QB	6-2	200	FR-HS	Baton Rouge, La. (Woodlawn HS)
10	Denver Harris	CB	6-0	190	SO-TR	Houston, Texas (North Shore HS/Texas A&M)
11	Jaxon Howard	DE	6-4	240	FR-HS	Crystal, Minn. (Robbinsdale Cooper HS)
11	Brian Thomas Jr.	WR	6-4	205	JR-2L	Walker, La. (Walker HS)
12	JK Johnson	CB	6-0	185	SO-TR	St. Louis, Mo. (De Smet Jesuit HS/Ohio State)
12	Kyle Parker	WR	5-11	194	FR-HS	Allen, Texas (Lovejoy HS)
13	Garrett Nussmeier	QB	6-2	205	SO-2L	Lake Charles, La. (Marcus HS)
13	Brady Swinson	JACK	6-4	252	JR-TR	Douglasville, Ga. (Chapel Hill HS/Oregon)
14	Jalen Brown	WR	6-1	178	FR-HS	Miami, Fla. (Gulliver Prep School)
14	Andre' Sam	S	6-0	190	SR-TR	Iowa, La. (Iowa HS/Marshall)
15	Matt O'Dowd	QB	6-1	206	SO-SQ	Plantation, Fla. (Marjory Stoneman Douglas HS)
15	Sage Ryan	S	5-11	202	SO-2L	Lafayette, La. (Lafayette Christian Academy)
16	George Hamsley	QB	6-5	220	FR-RS	Memphis, Tenn. (Memphis University School)
16	Quad Wilson	S	5-9	160	JR-SQ	New Orleans, La. (Brandeis HS/McNeese)
17	Chris Hilton Jr.	WR	6-0	190	SO-1L	Zachary, La. (Zachary HS)
17	Da'Shawn Womack	DE	6-5	260	FR-HS	Baltimore, Md. (St. Frances Academy)
18	Mekhi Wingo	DT	6-1	295	JR-1L	St. Louis, Mo. (De Smet HS/Missouri)
19	Jay Bramblett	P	6-2	205	SR-1L	Tuscaloosa, Ala. (Hillcrest HS/Notre Dame)
19	Matthew Langlois	S	6-0	200	SO-1L	New Roads, La. (Catholic HS of Pointe Coupee)
21	Noah Cain	RB	5-11	220	SR-1L	Baton Rouge, La. (IMG Academy/Penn State)
21	Ryan Yaites	S	6-1	203	FR-HS	Denton, Texas (John H. Guyer HS)
22	Duce Chestnut	CB	5-11	205	JR-TR	Camden, N.J. (Camden HS/Syracuse)
22	Armoni Goodwin	RB	5-8	200	JR-2L	Birmingham, Ala. (Hewitt-Trussville HS)
23	Kylin Jackson	S	6-3	196	FR-HS	Clinton, La. (Zachary HS)
24	Zy Alexander	CB	6-2	188	JR-TR	Loreauville, La. (Loreauville HS/Southeastern Louisiana)
24	Landon Ibieta	WR	5-11	195	FR-RS	Mandeville, La. (Mandeville HS)
25	Trey Holly	RB	5-7	192	FR-HS	Farmerville, La. (Union Parish HS)
25	Javien Toviano	S	6-1	201	FR-HS	Arlington, Texas (Martin HS)
26	Cowinn Helaire	WR	5-9	156	FR-RS	Lafayette, La. (Lafayette Christian Academy)
26	Ashton Stamps	CB	6-0	188	FR-HS	Harvey, La. (Archbishop Rummel HS)
27	Josh Williams	RB	5-9	203	SR-3L	Houston, Texas (The Kinkaid School)
28	Kaleb Jackson	RB	6-0	225	FR-HS	Baton Rouge, La. (Liberty Magnet HS)
29	Jeremiah Hughes	CB	6-0	187	FR-HS	North Las Vegas, Nev. (Bishop Gorman HS)
30	Malachi Lane	RB	6-0	221	SO-SQ	Spring Branch, Texas (Smithson Valley HS)
30	Greg Penn III	LB	6-2	235	JR-2L	Baltimore, Md. (DeMatha Catholic HS)
31	Nathan Dibert	PK	5-11	216	SO-1L	Hartland, Mich. (Hartland HS)
31	Everett Garard	CB	5-10	184	SO-SQ	Atlanta, Ga. (North Gwinnett HS)
32	Tre Bradford	RB	6-0	208	SO-1L	Dallas, Texas (Lancaster HS)
32	Seth Marcione	LB	6-2	220	FR-HS	St. Louis, Mo. (De Smet Jesuit HS)
33	Javen Nicholas	WR	5-9	182	FR-RS	New Orleans, La. (St. Augustine HS)
33	West Weeks	LB	6-2	235	JR-1L	Watkinsville, Ga. (Oconee County HS/Virginia)
34	Damian Ramos	PK	6-2	186	SO-1L	Baltimore, Md. (St. Paul's HS)
34	Ryan Robinson Jr.	DB	5-11	180	FR-HS	New Orleans, La. (Edna Karr HS)
35	Sa'vion Jones	DE	6-6	280	JR-2L	Vacherie, La. (St. James HS)
36	Aidan Corbello	PK	5-8	176	FR-HS	New Orleans, La. (Jesuit HS)
37	RJ Willis	WR	6-0	185	SO-SQ	Riverside, Calif. (Centennial HS)
38	Darian Blount	DB	6-3	170	FR-HS	New Orleans, La. (Holy Cross HS)
38	Peyton Todd	P	6-5	240	SO-SQ	West Monroe, La. (West Monroe HS)
39	Tyson Short	S	6-2	208	FR-HS	San Antonio, Texas (Brandeis HS)
40	Whit Weeks	LB	6-3	222	FR-HS	Watkinsville, Ga. (Oconee County HS)
41	Welton Spottsville	S	6-0	222	JR-TR	Havelock, N.C. (Havelock HS/Kennesaw St.)
42	Lane Blue	DE	6-0	260	SO-1L	Chatham, La. (Neville HS)
43	Matt Jayne	LB	5-8	200	JR-1L	Kenner, La. (John Curtis HS/McNeese)
44	Christian Brathwaite	LB	6-1	217	FR-HS	Cypress, Texas (Cypress Ranch HS)
44	Slade Roy	SNP	6-3	225	JR-1L	Charlotte, N.C. (South Mecklenburg HS/East Carolina)
45	Jake Davis	SNP	6-1	215	FR-HS	Austin, Texas (Westwood HS)
45	GiVanni Peterson	TE	6-5	256	SO-SQ	Highlands Ranch, Colo. (Valor Christian HS)
46	Badger Hargett	P	5-8	180	FR-HS	Lafayette, La. (Ascension Episcopal HS)
46	Shelby Lee Jr.	LB	6-0	230	JR-SQ	DeSoto, Texas (DeSoto HS)

Alphabetical Roster

NO.	NAME	POS.
47	Aristotle Abraham II	S
71	Tyree Adams	OL
24	Zy Alexander	CB
6	Jordan Allen	S
1	Aaron Anderson	WR
75	Braden Augustus	OL
38	Darian Blount	CB
42	Lane Blue	DE
67	Bo Bordelon	OL
32	Tre Bradford	RB
19	Jay Bramblett	P
44	Christian Brathwaite	LB
3	Greg Brooks Jr.	S
14	Jalen Brown	WR
8	Major Burns	S
21	Noah Cain	RB
66	Will Campbell	OL
97	Dylan Carpenter	JACK
79	DJ Chester	OL
22	Duce Chestnut	CB
80	Gregory Clayton Jr.	WR
10	Rickie Collins	QB
36	Aidan Corbello	PK
5	Jayden Daniels	QB
45	Jake Davis	SNP
72	Garrett Dellinger	OL
31	Nathan Dibert	PK
3	Logan Diggs	RB
4	John Emery Jr.	RB
49	Jonathan Ferguson	SNP
70	Miles Frazier	OL
31	Everett Garard	CB
89	Connor Gilbreath	TE
22	Armoni Goodwin	RB
90	Jacobian Guillory	DT
16	George Hamsley	QB
46	Badger Hargett	P
10	Denver Harris	CB
53	Lance Heard	OL
26	Cowinn Helaire	WR
98	Preston Hickey	DT
95	Tygee Hill	DT
17	Chris Hilton Jr.	WR
25	Trey Holly	RB
11	Jaxon Howard	JACK
29	Jeremiah Hughes	CB
55	Jake Ibieta	DE
24	Landon Ibieta	WR
28	Kaleb Jackson	RB
23	Kylin Jackson	S
43	Matt Jayne	LB
99	Jordan Jefferson	DT
12	JK Johnson	CB
50	Emery Jones Jr.	OL
35	Sa'vion Jones	DE
91	JC Kwashy	DE
2	Kyren Lacy	WR
30	Malachi Lane	RB
19	Matthew Langlois	S
81	Bryce Langston	DT
96	Jalen Lee	DT
46	Shelby Lee Jr.	LB
85	Gabe Leonards	TE
54	Martin Lunsford	LB
78	Mason Lunsford	OL
55	Kimo Makane'ole	OL
52	Princeton Malbrue	JACK
32	Seth Marcione	LB
84	Mac Markway	TE
77	Marlon Martinez	OL
73	Jack McDevitt	OL
83	Jackson McGohan	TE
65	Paul Mubenga	OL
8	Malik Nabers	WR

Numerical Roster

47	Aristotle Abraham II	S	5-11	190	SO-SQ	Mansfield, Texas (Lake Ridge HS)
48	Sloan Wright	JACK	6-1	235	JR-SQ	Lafayette, La. (St. Thomas More HS)
49	Jonathan Ferguson	SNP	6-2	227	SO-SQ	Sacramento, Calif. (Davis Senior HS)
50	Emery Jones Jr.	OL	6-6	315	SO-1L	Baton Rouge, La. (Catholic HS)
52	Princeton Malbrue	JACK	6-2	215	SO-1L	Carencro, La. (Lafayette Christian Academy/Northwestern St.)
52	Kobe Roberts	OL	6-5	287	JR-RS	Buford, Ga. (Mill Creek HS)
53	Lance Heard	OL	6-6	340	FR-HS	Monroe, La. (Neville HS)
54	Martin Lunsford	LB	6-0	196	FR-HS	(Marriotts Ridge HS)
55	Jake Ibieta	DE	6-1	238	FR-HS	Metairie, La. (Country Day HS)
55	Kimo Makane'ole	OL	6-4	310	SO-SQ	Niceville, Fla. (Niceville HS)
65	Paul Mubenga	OL	6-5	305	FR-HS	Buford, Ga. (Buford HS)
66	Will Campbell	OL	6-6	325	SO-1L	Monroe, La. (Neville HS)
67	Bo Bordelon	OL	6-6	310	FR-RS	Raceland, La. (Isidore Newman School)
68	Fitzgerald West Jr.	DL	6-3	285	FR-RS	Lafayette, La. (Lafayette Christian Academy)
69	Charles Turner III	OL	6-4	300	SR-3L	Canton, Ohio (IMG Academy)
70	Miles Frazier	OL	6-5	335	JR-1L	Cherry Hill, N.J. (Milford Academy/Florida International)
71	Tyree Adams	OL	6-7	300	FR-HS	Marrero, La. (St. Augustine HS)
72	Garrett Dellinger	OL	6-5	325	JR-2L	Clarkston, Mich. (Clarkston HS)
73	Jack McDevitt	OL	6-5	285	FR-HS	Fort Lauderdale, Fla. (St. Thomas Aquinas HS)
75	Braden Augustus	OL	6-2	298	FR-HS	Baton Rouge, La. (The Dunham School)
76	Christian Stamps	OL	6-1	340	FR-HS	Metairie, La. (Archbishop Rummel HS)
77	Marlon Martinez	OL	6-5	330	SR-3L	Fort Lauderdale, Fla. (St. Thomas Aquinas HS)
78	Mason Lunsford	OL	6-7	300	JR-TR	Olney, Md. (Our Lady of Good Counsel HS/Maryland)
79	DJ Chester	OL	6-6	320	FR-HS	Conyers, Ga. (Eagle's Landing Christian Academy)
80	Gregory Clayton Jr.	WR	5-11	193	SR-1L	Lutcher, La. (Lutcher HS/UTSA)
81	Bryce Langston	DT	6-3	300	SO-SQ	Ocala, Fla. (Vanguard HS)
82	Khai Preat	WR	6-0	202	FR-HS	Belle Rose, La. (St. James HS)
83	Jackson McGohan	TE	6-4	235	FR-HS	Miamisburg, Ohio (Miamisburg HS)
84	Mac Markway	TE	6-4	250	FR-HS	St. Louis, Mo. (De Smet Jesuit HS)
85	Gabe Leonards	TE	6-2	226	SO-SQ	Crowley, La. (Notre Dame HS)
86	Mason Taylor	TE	6-6	255	SO-1L	Plantation, Fla. (St. Thomas Aquinas HS)
87	Noah Nash	WR	5-11	182	SO-SQ	Baton Rouge, La. (Catholic HS)
88	Ka'Morreun Pimpton	TE	6-6	242	FR-HS	Fort Worth, Texas (North Crowley HS)
89	Connor Gilbreath	TE	6-4	272	SO-JC	Redding, Calif. (University Prep HS/Butte College)
90	Jacobian Guillory	DT	6-2	320	JR-2L	Alexandria, La. (Alexandria Senior HS)
91	JC Kwasny	DE	6-3	219	FR-HS	Madison, Miss. (Madison-Ridgeland Academy)
93	Quency Wiggins	DE	6-6	265	FR-RS	Napoleonville, La. (Madison Prep Academy)
94	Paris Shand	DE	6-5	280	JR-TR	Toronto, Ontario, Canada (The Loomis Chaffee School/Arizona)
95	Tygee Hill	DT	6-3	288	FR-RS	New Orleans, La. (Edna Karr HS)
96	Jalen Lee	DT	6-3	308	JR-TR	Watson, La. (Live Oak HS/Florida)
97	Dylan Carpenter	JACK	6-4	248	FR-HS	St. Amant, La. (St. Amant HS)
98	Preston Hickey	DT	6-1	300	FR-TR	Mandeville, La. (St. Paul's HS/Oklahoma State)
99	Jordan Jefferson	DT	6-4	317	SR-TR	Navarre, Fla. (Navarre HS/West Virginia)

Alphabetical Roster

87	Noah Nash	WR
33	Javen Nicholas	WR
13	Garrett Nussmeier	QB
15	Matt O'Dowd	QB
2	Ovie Oghoufo	JACK
12	Kyle Parker	WR
30	Greg Penn III	LB
4	Harold Perkins Jr.	LB
45	GiVanni Peterson	TE
88	Ka'Morreun Pimpton	TE
82	Khai Preat	WR
34	Damian Ramos	PK
52	Kobe Roberts	OL
34	Ryan Robinson Jr.	CB
44	Slade Roy	SNP
15	Sage Ryan	S
14	Andre' Sam	S
6	Shelton Sampson Jr.	WR
94	Paris Shand	DE
39	Tyson Short	S
0	Maason Smith	DT
1	Omar Speights	LB
41	Welton Spottsville	S
26	Ashton Stamps	CB
76	Christian Stamps	OL
13	Bradyn Swinson	JACK
86	Mason Taylor	TE
11	Brian Thomas Jr.	WR
38	Peyton Todd	P
25	Javien Toviano	S
69	Charles Turner III	OL
33	West Weeks	LB
40	Whit Weeks	LB
5	Laterrance Welch	CB
68	Fitzgerald West Jr.	DT
93	Quency Wiggins	DE
27	Josh Williams	RB
37	RJ Willis	WR
16	Quad Wilson	S
18	Mekhi Wingo	DT
17	Da'Shawn Womack	DE
48	Sloan Wright	JACK
21	Ryan Yaites	S

Pronunciation Guide

PLAYERS

0	Maason Smith	may-sun
1	Omar Speights	spates
2	Ovie Oghoufo	OH-vee uh-GO-fu
2	Kyren Lacy	kie-ren
8	Malik Nabers	muh-leek nay-bers
13	Bradyn Swinson	bray-din
13	Garrett Nussmeier	nuss-my-er
14	Matthew Langlois	lan-wah
17	Da'Shawn Womack	duh-shawn
18	Mekhi Wingo	muh-kye
24	Landon Ibieta	eye-bee-et-uh
31	Everett Garard	guh-rard
31	Nathan Dibert	die-bert
32	Tre Bradford	crow-shay
34	Damian Ramos	RAH-mös

35	Sai'vion Jones	say-vee-ahn
44	Christian Brathwaite	brath-wait
52	Princeton Malbrue	mahl-brew
55	Jake Ibieta	eye-bee-et-uh
55	Kimo Makane'ole	key-moe mack-uh-nay-oh-lay
65	Paul Mubenga	moo-bing-uh
72	Garrett Dellinger	dell-in-ger
82	Khai Preat	kie preen
88	Ka'Morreun Pimpton	kuh-more-ee-un
90	Jacobian Guillory	Juh-cō-bē-an
95	Tygee Hill	tie-gee

COACHES

Bob Diaco	Dee-ah-ko
John Jancek	Jan-sick

2012	UA, 21-17	#5/#1	Nov. 3 at Baton Rouge
2013	UA, 38-17	#10/#1	Nov. 9 at Tuscaloosa
2014	UA, 20-13(OT)	#14/#4	Nov. 8 at Baton Rouge
2015	UA, 30-16	#4/#7	Nov. 7 at Tuscaloosa
2016	UA, 10-0	#15/#1	Nov. 5 at Baton Rouge
2017	UA, 24-10	#19/#1	Nov. 4 at Tuscaloosa
2018	UA, 29-0	#4/#1	Nov. 3 at Baton Rouge
2019	LSU, 46-41	#2/#3	Nov. 9 at Tuscaloosa
2020	UA, 55-17	NR/#1	Dec. 5 at Baton Rouge
2021	UA, 20-14	NR/3	Nov. 6 at Tuscaloosa
2022	LSU, 32-31(OT)	15/6	Nov. 5 at Baton Rouge

At Baton Rouge: UA leads 29-10-2
 At Tuscaloosa: UA leads 13-10
 At Birmingham: UA leads 8-5-1
 At Other Neutral Sites: UA leads 4-2-2
 Brian Kelly vs. Alabama: 1-2

FLORIDA
Series tied 33-33-3 (NCAA: UF leads 33-30-3)

YEAR	RESULTS	AP RANK (LSU/OPP.)	DATE (SITE)
1937	LSU, 19-0	NR/NR	Sept. 25 at Baton Rouge
1941	LSU, 10-7	NR/NR	Oct. 25 at Baton Rouge
1953	Tie, 21-21	#14/NR	Oct. 24 at Gainesville
1954	LSU, 20-7	NR/#18	Oct. 23 at Baton Rouge
1955	UF, 18-14	NR/NR	Oct. 15 at Gainesville
1956	UF, 21-6	NR/NR	Oct. 27 at Baton Rouge
1957	UF, 22-14	#10/NR	Oct. 26 at Gainesville
1958	LSU, 10-7	#3/NR	Oct. 25 at Baton Rouge
1959	LSU, 9-0	#1/NR	Oct. 24 at Gainesville
1960	UF, 13-10	NR/NR	Oct. 22 at Baton Rouge
1961	LSU, 23-0	#7/NR	Oct. 28 at Gainesville
1962	LSU, 23-0	#6/NR	Oct. 27 at Baton Rouge
1963	LSU, 14-0	NR/NR	Oct. 26 at Gainesville
1964	UF, 20-6	#6/NR	Nov. 28 at Baton Rouge
1965	UF, 14-7	#5/NR	Oct. 2 at Gainesville
1966	UF, 28-7	NR/#8	Oct. 22 at Baton Rouge
1967	LSU, 37-6	NR/NR	Oct. 7 at Gainesville
1971	LSU, 48-7	#16/NR	Oct. 9 at Baton Rouge
1972	Tie, 3-3	#8/NR	Nov. 25 at Gainesville
1973	LSU, 24-3	#10/NR	Oct. 6 at Baton Rouge
1974	UF, 24-14	NR/#13	Oct. 5 at Gainesville
1975	UF, 34-6	NR/#20	Oct. 4 at Baton Rouge
1976	UF, 28-23	#11/#19	Oct. 2 at Gainesville
1977	LSU, 36-14	NR/#9	Oct. 1 at Baton Rouge
1978	LSU, 34-21	#11/NR	Oct. 7 at Gainesville
1979	LSU, 20-3	#17/NR	Oct. 6 at Baton Rouge
1980	LSU, 24-7	NR/#19	Oct. 4 at Gainesville
1981	UF, 24-10	NR/NR	Oct. 3 at Baton Rouge
1982	LSU, 24-13	NR/#4	Oct. 2 at Gainesville
1983	UF, 31-17	#16/#12	Oct. 1 at Baton Rouge
1984	Tie, 21-21	NR/NR	Sept. 8 at Gainesville
1985	UF, 20-0	#8/#11	Oct. 5 at Baton Rouge
1986	LSU, 28-17	#18/NR	Oct. 4 at Gainesville
1987	LSU, 13-10	#7/#19	Oct. 3 at Baton Rouge
1988	UF, 19-6	#14/#17	Oct. 1 at Gainesville
1989	UF, 16-13	NR/NR	Oct. 7 at Baton Rouge
1990	UF, 34-8	NR/#10	Oct. 6 at Gainesville
1991	UF, 16-0	NR/#13	Oct. 5 at Baton Rouge
1992	UF, 28-21	NR/#23	Oct. 10 at Gainesville
1993	UF, 58-3	NR/#5	Oct. 9 at Baton Rouge
1994	UF, 42-18	NR/#1	Oct. 8 at Gainesville
1995	UF, 28-10	#21/#3	Oct. 7 at Baton Rouge
1996	UF, 56-13	#12/#1	Oct. 12 at Gainesville
1997	LSU 28-21	#14/#1	Oct. 11 at Baton Rouge
1998	UF, 22-10	#11/#6	Oct. 10 at Gainesville
1999	UF, 31-10	NR/#8	Oct. 9 at Baton Rouge
2000	UF, 41-9	NR/#12	Oct. 7 at Gainesville
2001	UF, 44-15	#18/#2	Oct. 6 at Baton Rouge
2002	LSU, 36-7	#18/#16	Oct. 12 at Gainesville
2003	UF, 19-7	#6/NR	Oct. 11 at Baton Rouge
2004	LSU, 24-21	#24/#12	Oct. 9 at Gainesville
2005	LSU, 21-17	#10/#11	Oct. 15 at Baton Rouge
2006	UF, 23-10	#9/#5	Oct. 7 at Gainesville
2007	LSU, 28-24	#1/#9	Oct. 6 at Baton Rouge
2008	UF, 51-21	#4/#11	Oct. 11 at Gainesville
2009	UF, 13-3	#4/#1	Oct. 10 at Baton Rouge
2010	LSU, 33-29	#12/#14	Oct. 9 at Gainesville
2011	LSU, 41-11	#1/RV	Oct. 8 at Baton Rouge
2012	UF, 14-6	#4/#10	Oct. 6 at Gainesville
2013^	LSU, 17-6	#10/#17	Oct. 12 at Baton Rouge
2014^	LSU, 30-27	NR/NR	Oct. 11 at Gainesville
2015^	LSU, 35-28	#6/#8	Oct. 17 at Baton Rouge
2016	UF, 16-10	#16/#21	Nov. 19 at Baton Rouge
2017	LSU, 17-16	NR/#21	Oct. 7 at Gainesville
2018	UF, 27-19	#5/#22	Oct. 6 at Gainesville
2019	LSU, 42-28	#5/#7	Oct. 12 at Baton Rouge
2020	LSU, 37-34	NR/#6	Dec. 12 at Gainesville

2021	LSU, 49-42	NR/20	Oct. 16 at Baton Rouge
2022	LSU, 45-35	NR/NR	Oct. 15 at Gainesville

^ - Vacated by 2023 NCAA Decision
 At Baton Rouge: LSU leads 18-17 (NCAA: UF leads 17-16)
 At Gainesville: Florida leads 16-15-3 (NCAA: 16-14)
 Brian Kelly vs. Florida: 1-0

GEORGIA STATE
First Meeting

YEAR	RESULTS	AP RANK (LSU/OPP.)	DATE (SITE)
First Meeting			

at Baton Rouge: 0-0
 Brian Kelly vs. Georgia State: 0-0

TEXAS A&M
LSU leads 35-23-3 (NCAA: 31-23-3)

YEAR	RESULTS	AP RANK (LSU/OPP.)	DATE (SITE)
1899	A&M, 52-0	NR/NR	Dec. 2 at College Station
1906	A&M, 21-12	NR/NR	Nov. 19 at Baton Rouge
1907	A&M, 11-5	NR/NR	Oct. 21 at College Station
1908	LSU, 26-0	NR/NR	Oct. 17 at New Orleans
1913	Tie, 7-7	NR/NR	Nov. 27 at Houston
1914	A&M, 63-9	NR/NR	Oct. 31 at Dallas
1916	LSU, 13-0	NR/NR	Oct. 14 at Galveston
1917	A&M, 27-0	NR/NR	Oct. 27 at San Antonio
1920	Tie, 0-0	NR/NR	Oct. 16 at College Station
1921	LSU, 6-0	NR/NR	Oct. 15 at Baton Rouge
1922	A&M, 47-0	NR/NR	Oct. 20 at College Station
1923	A&M, 28-0	NR/NR	Oct. 20 at Baton Rouge
1942	LSU, 16-7	NR/NR	Sept. 26 at Baton Rouge
1943	A&M, 28-13	#17/NR	Oct. 9 at Baton Rouge
1944	LSU, 19-14	NR/NR	Jan. 1 at Miami (Orange Bowl)
1945	LSU, 31-12	NR/#17	Oct. 13 at Baton Rouge
1946	LSU, 33-9	#13/NR	Oct. 12 at Baton Rouge
1947	LSU, 19-13	NR/NR	Oct. 11 at Baton Rouge
1948	LSU, 14-13	NR/NR	Oct. 9 at Baton Rouge
1949	LSU, 34-0	NR/NR	Oct. 8 at Baton Rouge
1955	A&M, 28-0	#16/NR	Sept. 24 at Dallas
1956	A&M, 9-6	NR/#9	Sept. 29 at Baton Rouge
1960	LSU, 9-0	NR/NR	Sept. 17 at Baton Rouge
1961	LSU, 16-7	NR/NR	Sept. 30 at Baton Rouge
1962	LSU, 21-0	#5/NR	Sept. 22 at Baton Rouge
1963	LSU, 14-6	NR/NR	Sept. 21 at Baton Rouge
1964	LSU, 9-6	NR/NR	Sept. 19 at Baton Rouge
1965	LSU, 10-0	#8/NR	Sept. 18 at Baton Rouge
1966	Tie, 7-7	NR/NR	Oct. 8 at Baton Rouge
1967	LSU, 17-6	NR/NR	Sept. 30 at Baton Rouge
1968	LSU, 13-12	#20/#13	Sept. 21 at Baton Rouge
1969	LSU, 35-6	NR/NR	Sept. 20 at Baton Rouge
1970	A&M, 20-18	#12/NR	Sept. 19 at Baton Rouge
1971	LSU, 37-0	NR/NR	Sept. 18 at Baton Rouge
1972	LSU, 42-17	#8/NR	Sept. 23 at Baton Rouge
1973	LSU, 28-23	#11/NR	Sept. 22 at Baton Rouge
1974	A&M, 21-14	#7/NR	Sept. 21 at Baton Rouge
1975	A&M, 39-8	NR/#11	Sept. 20 at Baton Rouge
1986	LSU, 35-17	#14/#7	Sept. 13 at Baton Rouge
1987	LSU, 17-3	#6/#15	Sept. 5 at College Station
1988	LSU, 27-0	#17/#11	Sept. 3 at Baton Rouge
1989	A&M, 28-16	#7/NR	Sept. 2 at College Station
1990	LSU, 17-8	NR/#11	Sept. 29 at Baton Rouge
1991	A&M, 45-7	NR/#20	Sept. 14 at College Station
1992	A&M, 31-22	NR/#7	Sept. 5 at Baton Rouge
1993	A&M, 24-0	NR/#5	Sept. 4 at College Station
1994	A&M, 18-13	NR/#15	Sept. 3 at Baton Rouge
1995	A&M, 33-17	NR/#3	Sept. 2 at College Station
2010	LSU, 41-24	#11/#18	Jan. 7 at Arlington (Cotton Bowl)
2012^	LSU, 24-19	#6/#20	Oct. 20 at College Station
2013^	LSU, 34-10	#18/#9	Nov. 23 at Baton Rouge
2014^	LSU, 23-17	NR/NR	Nov. 27 at College Station
2015^	LSU, 19-7	NR/NR	Nov. 28 at Baton Rouge
2016	LSU, 54-39	#25/#22	Nov. 24 at College Station
2017	LSU, 45-21	#19/NR	Nov. 25 at Baton Rouge
2018	A&M, 74-72(OT)	#8/NR	Nov. 24 at College Station
2019	LSU, 50-7	#1/NR	Nov. 30 at Baton Rouge
2020	A&M, 20-7	NR/#5	Nov. 28 at College Station
2021	LSU, 27-24	NR/14	Nov. 27 at Baton Rouge
2022	A&M, 38-23	6/NR	Nov. 26 at College Station

^ - Vacated by 2023 NCAA Decision
 At Baton Rouge: LSU leads 27-10-1 (NCAA: 25-10-1)
 At College Station: Texas A&M leads 10-4-1 (NCAA: 10-2-1)
 At Neutral Sites: LSU leads 4-3-1
 Brian Kelly vs. Texas A&M: 0-1

SEC CHAMPIONSHIP GAME

YEAR	RESULTS	DATE
2001	#21 LSU def. #2 Tennessee, 31-20 (Atlanta, Ga. - Georgia Dome)	Dec. 8
2003	#3 LSU def. #5 Georgia, 34-13 (Atlanta, Ga. - Georgia Dome)	Dec. 6
2005	#13 Georgia def. #3 LSU, 34-14 (Atlanta, Ga. - Georgia Dome)	Dec. 3
2007	#5 LSU def. #14 Tennessee, 21-14 (Atlanta, Ga. - Georgia Dome)	Dec. 1
2011	#1 LSU def. #12 Georgia, 42-10 (Atlanta, Ga. - Georgia Dome)	Dec. 3
2019	#2 LSU def. #4 Georgia, 37-10 (Atlanta, Ga. - Mercedes-Benz Stadium)	Dec. 7
2022	#1 Georgia def. #11 LSU, 50-30 (Atlanta, Ga. - Mercedes-Benz Stadium)	Dec. 3

LSU Record in SEC Championship Game: 5-2



71
Tyree Adams
 Offensive Line
 6-6 · 282 · Fr. · HS
 Marrero, La. (St. Augustine)

HIGH SCHOOL

A four-star offensive lineman from St. Augustine High School in New Orleans ... Ranked No. 14 at his position nationally and as Louisiana's No. 11 overall prospect in the On3 composite ... Listed at No. 7 nationally his position and No. 7 in the state by Rivals.com ... Position coach at St. Augustine was former LSU center Elliott Porter ... First team all-district 9-5A as a senior in 2022 ... Graduate of same high school that produced LSU greats Leonard Fournette and Tyrann Mathieu along with current Tiger coaches Cortez Hankton, Frank Wilson and Carter Sheridan.



24
Zy Alexander
 Cornerback
 6-2 · 188 · Jr.-Trf.
 Loreauville, La. (Loreauville HS/Southeastern Louisiana)

- 2022 First Team All-Southland Conference
- 2021 Second Team FCS All-America (Stats Perform)
- 2021 Third Team FCS All-America (AP)
- 2021 First Team All-Southland Conference
- 2021 First Team All-Louisiana

Transfer from Southeastern Louisiana where he was a 3-year starter for the Lions ... Helped the Lions to back-to-back appearances in the FCS Playoffs in 2021 and 2022 ... Lions went 9-4 in both 2021 and 2022, falling in the second round of the FCS Playoffs each year ... Twice named first team All-Southland Conference ... Earned All-America honors in 2021 ... Appeared in 31 games at Southeastern, registering 97 tackles, 12 pass breakups and 9 interceptions ... Enrolled at LSU during the spring and took part in spring practice ... Majoring in sports administration.

SOPHOMORE SEASON (2022 at Southeastern Louisiana)

Earned first team All-Southland Conference honors for the second straight year ... Appeared in 12 games, finishing with 27 tackles, 3 interceptions and 4 pass breakups ... Returned 2 interceptions for touchdowns - 48 yards in FCS first round win over Idaho and 47 yards in win over Nicholls ... Other interception came in win over Lamar ... Lions reached the second round of the FCS Playoffs for the second straight year.

FRESHMAN SEASON (2021 at Southeastern Louisiana)

FCS All-America and first team All-Southland Conference in 2021 ... Helped Lions to a 9-4 mark and the second round of the FCS Playoffs in 2021 ... Picked off a league-leading 6 passes, which tied for the third-highest total in school history ... 6 interceptions ranked No. 8 in the FCS ... Interceptions came against Louisiana Tech, Nicholls, McNeese, Incarnate Word, and both games against Northwestern State.

FRESHMAN SEASON (Spring 2021 at Southeastern Louisiana)

Appeared in 6 games, starting 4 times, in the 7-game spring season for Southeastern ... Recorded 31 tackles and forced a fumble ... Set a career-best with 9 tackles in season-finale at Southern Illinois ... Had 8 tackles in win over Nicholls.

HIGH SCHOOL

Played three positions in high school for Loreauville - quarterback, wide receiver and free safety ... Leadoff hitter on baseball team ... Played outfield and helped his team to the Class 2A state title as a sophomore.

ZY ALEXANDERS' CAREER HIGH (at Southeastern Louisiana)

Tackles: 9 at Southern Illinois, 2020
 Interceptions: 1, 9x (Last: vs. Idaho, 2022)
 Passes Defended: 2, twice (Last: at McNeese, 2022)

ZY ALEXANDERS' CAREER STATS (at Southeastern Louisiana)

YEAR	G	UT	AT	TT	TFL	Sacks	PBU	QBH	INT	FF	FR
2020	6	22	9	31	0	0	1	0	0	1	0
2021	13	32	7	39	0	0	7	0	6-43	1	0
2022	12	20	7	27	0	0	4	0	3-95	0	0
Totals	31	74	23	97	0	0	12	0	9-138	2	0



6
Jordan Allen
 Defensive Back
 5-11 · 195 · Fr./RS
 Lafayette, La. (Lafayette Christian Academy)

Talented defensive back who was part of Brian Kelly's first signing class at LSU ... Redshirted as a true freshman in 2022 after appearing in 4 games ... Can play a variety of positions on the field, but should be a contributor in the secondary for the Tigers in 2023 ... Majoring in sports administration.

TRUE FRESHMAN SEASON (2022)

Appeared in 4 games, seeing action in both the secondary and special teams ... Played against Southern, Mississippi State, New Mexico, and Purdue in the Citrus Bowl ... Recorded 2 tackles - 1 vs. Southern and Purdue ... Most action came against Purdue with 23 total snaps on defense.

HIGH SCHOOL

Standout defensive back at Lafayette Christian Academy ... Ranked as a three-star cornerback by ESPN Rivals and 247Sports ... Helped LCA to a 10-1 record and a Division III state championship in 2020 where the Knights defeated St. Charles, 12-7 ... Team advanced to Division III state title game in 2021 ... Ranked No. 20 overall prospect from the state of Louisiana by 247Sports ... Coached by former LSU standout linebacker Trev Faulk.

JORDAN ALLEN'S CAREER HIGHS

Tackles: 1, 2x (Last: vs. Purdue, 2023 Citrus Bowl; First: vs. Southern)
 Tackles for Loss: 0
 Sacks: 0
 Interceptions: 0

JORDAN ALLEN'S CAREER DEFENSIVE STATS

YEAR	G-GS	UT	AT	TT	TFL	Sacks	PBU	QBH	INT	FF	FR
2022	4-0	2	0	2	0-0	0-0	0	0	0	0	0
Totals	4-0	2	0	2	0-0	0-0	0	0	0	0	0



1
Aaron Anderson
 Wide Receiver/Return Specialist
 5-8 · 180 · Fr.-Trf.
 New Orleans, La. (Edna Karr HS/Alabama)

One of the nation's top prep wide receivers for the Class of 2022 ... Native of New Orleans and prepped at Edna Karr High School ... Spent one season at Alabama and redshirted after appearing in one game for the Crimson Tide in 2022 ... Officially transferred to LSU in December of 2022 ... Took part in spring practice ... Tremendous speed and change-of-direction ability ... Will help LSU in the return game ... Majoring in sports administration.

TRUE FRESHMAN SEASON (2022 at Alabama)

Appeared in 1 game for the Crimson Tide ... Slowed by injuries for much of the season ... Saw only action in week 11 win over Austin Peay ... Did not record any statistics.

HIGH SCHOOL

Five-star wide receiver from Edna Karr High School in New Orleans ... Rated the No. 1 player in Louisiana for the Class of 2022 according to 247Sports Composite ... Ranked with four-stars and was considered the nation's No. 35 overall recruit and No. 4 at his position ... Named the Times-Picayune All-Metro New Orleans Offensive Player of the Year in 2021 ... Four-year varsity starter for Edna Karr ... As a senior, had 74 receptions for 926 yards and 14 TDs ... Returned 5 kickoffs for touchdowns ... Capped high school career with more than 20 returns for touchdowns and with over 6,000 total yards ... Also excelled on the track ... Selected to the Under Armour All-America Game ... Coached by Brice Brown at Edna Karr High School.

AARON ANDERSON'S CAREER STATS (at Alabama)

YEAR	G-GS	REC.	YDS.	TD	LG
2022	1-0	0	0	0	0
Totals	1-0	0	0	0	0



67
Bo Bordelon
 Offensive Line
 6-6 · 295 · Fr./RS
 Raceland, La. (Newman High School)

· 2022 First-Year SEC Academic Honor Roll

Talented offensive lineman who is a second-generation Tiger ... Following in the footsteps of his dad Ben Bordelon, who was a standout offensive lineman for the Tigers in the 1990s ... Versatile player who can line up at any position on the offensive line ... He called signing with LSU as a "dream come true" ... Redshirted as a true freshman in 2022 after appearing in 3 games ... Played a total of 15 snaps as a true freshman ... Took part in LSU's Study Abroad program in May of 2023 when he joined 10 of his teammates on a 10-day trip to Senegal ... Named to the First-Year SEC Academic Honor Roll ... Majoring in management.

TRUE FRESHMAN SEASON (2022)

Redshirted as a true freshman ... Appeared in 3 games – Southern, New Mexico and Purdue in the Citrus Bowl ... Logged a total of 15 snaps ... Played season-high 8 snaps vs. Southern in his LSU debut ... Played 3 offensive snaps vs. New Mexico and 4 vs. Purdue.

HIGH SCHOOL

One of the top offensive linemen in the state of Louisiana for the Class of 2022 ... Played final two seasons at Newman in New Orleans after transferring from E.D. White ... Helped Newman to back-to-back appearances in the Louisiana Division III state semifinals in 2020 and 2021 ... Team posted a 9-1 mark in 2020 ... Rated a four-star prospect by ESPN and Rivals and three-stars by 247sports... No. 27 prospect state-wide and No. 45 in the nation by 247sports... Named to the 2022 Under Armour All-America game roster... Father, Ben Bordelon, was an All-SEC lineman for the Tigers in the 1990s and played professionally for the San Diego Chargers.



19
Jay Bramblett
 Punter
 6-2 · 202 · Sr./1L
 Tuscaloosa, Ala. (Hillcrest High School/ Notre Dame)

· 2023 Second Team CSC Academic All-America
· 2023 Hampshire Honor Society (National Football Foundation)

One of the nation's top punters entering the 2023 seasons ... Will play his fifth season of college football in 2023 ... Transferred to LSU from Notre Dame for the 2022 season after serving as the punter for the Irish for 3 years ... Enters final season of college football with a 42.2 career average on 213 punts ... 67 of his punts have been downed inside the 20-yard line, including 18 last year at LSU ... Has 43 career punts of 50 yards or longer with a long of 72 yards against Wisconsin in 2021 ... His 44.51 average last year with the Tigers ranks No. 7 on LSU's single-season Top 10 list ... Earned second team Academic All-America honors in 2022 ... Also serves as LSU's holder on placekicks ... At Notre Dame, averaged 41.6 yards on 164 punts in his 3 seasons with the Irish ... Native of Tuscaloosa, Alabama ... Punted and played quarterback at Hillcrest High School ... Received his undergraduate degree from Notre Dame and is pursuing a Master's degree at LSU in leadership and human resource development.

SENIOR SEASON (2022 at LSU)

Starting punter for the Tigers, averaging 44.51 yards on 49 punts ... Holder on placekicks as well ... His 44.51 average ranks No. 7 on LSU's single-season list ... Ranked No. 4 in the SEC in punt average and among the Top 20 nationally ... Of his 49 punts, 15 traveled 50-yards or more and 18 were downed inside the 20-yard line ... Long punt of 66 yards vs. Tennessee ... Averaged 54.0 yards on 4 punts vs. Tennessee ... Punted 9 times for 400 yards in comeback win over Auburn ... 4 of his 9 punts vs. Auburn were downed inside the 20, including one at the 1-yard line and another at the 13-yard line in the second quarter ... Had punts downed at the 4 and 8-yard lines vs. Tennessee ... In overtime win over Alabama, backed the Crimson Tide to the 10, 11, and 10-yard lines on consecutive punts in the first half ... Punted twice for a 51.0 average in win over Purdue in the Citrus Bowl.

JUNIOR SEASON (2021 at Notre Dame)

Appeared in 13 games ... Had best season at Notre Dame, averaging 43.1 yards on 58 punts ... Also set career-highs for 50+ yard punts with 11 and longest punt (72 yards vs. Wisconsin) ... Had 16 of his 51 punts downed inside the 20-yard line ... Opened season with three of his six punts downed inside the 20 in win over Florida State ... Averaged 49.3 yards on three punts in win over Toledo ... Had a 48.3 average on six punts in win over Virginia Tech ... Punted six times for 46.3-yard average against Cincinnati ... His 72-yard punt vs. Wisconsin was the longest for a Notre Dame player since 1998 season.

SOPHOMORE SEASON (2020 at Notre Dame)

Played in 12 games... Averaged 42.8 yards on 43 punts ... 10 punts of 50 yards or more and 12 of his punts were downed inside the 20-yard line ... Punted six times for 263 yards (43.8-yard avg., 53-yard long, also had punts of 52 and 45 yards), in the season-opening win vs. Duke (9/12)... His 43.8-yard punting average that week was just four yards behind the FBS-leading figure (47.8) ... That week, Bramblett ranked fifth in the conference and seventh among FBS players in this category... Punted twice for 74 yards (40-yard long) with one punt inside the 20 in the 52-0 win vs. South Florida (9/19)... Punted three times for 119 yards (39.7 avg., 44-yard long) in the win vs. Florida State (10/10)... Punted twice for 83 yards (41.5 avg.) and rushed once for seven yards in the 12-7 win vs. Louisville (10/17)... Punted five times, averaging 42.4 yards (49-yard long), in the 45-3 win at Pitt (10/24)... Punted three times, averaging 39.7 yards (45-yard long), in the 31-13 win at Georgia Tech (10/31)... Marked three

punts, averaging 41.0 yards, also making a special teams tackle to end the first half in the 47-40 2OT win over then-No. 1 Clemson (11/7)... Punted five times, averaging 43.0 yards and pinning two punts at the three-yard line, in the 31-17 win at No. 19 North Carolina (11/27)... Punted four times, averaging 38.2 yards (42-yard long), in the 41-25 regular season finale win over Syracuse (12/5)... Notched a 59-yard punt, his longest of the season, and totaled six punts for 48.2 avg. in the ACC Championship game (12/19)... Punted four times, averaging 47.2 yards (53-yard long) in the CFP Semifinal at the Rose Bowl Game (1/12).

FRESHMAN SEASON (2019 at Notre Dame)

Played in 13 games... Became team's starting punter during rookie season, punting 63 times for an average of 39.4 yards per punt... Placed 18 punts inside the opponent's 20-yard line... Had five punts longer than 50 yards... Did not have a punt blocked on the year... Recorded a long punt of 61 yards against Michigan

HIGH SCHOOL

Played at Hillcrest High School in Tuscaloosa, Alabama... No. 2 punter nationally by 247Sports.com... No. 5 punter nationally by ESPN.com... No. 4 punter nationally by Rivals.com... Chosen to participate in the 2019 All-American Bowl in San Antonio, Texas... Averaged 45.1 yards/punt, including a season-long punt of 59 yards, as a senior in 2018... Also played quarterback, completing 178-of-260 passes for 2,341 yards and 18 TDs.

JAY BRAMBLETT'S CAREER HIGHS

Punts: 10 at Michigan, 2019 (at Notre Dame)
 Punting Yards: 423 at Michigan, 2019 (at Notre Dame)
 Average: 54.0 vs. Tennessee, 2022 (at LSU)
 Longest Punt: 72 vs. Wisconsin, 2021 (at Notre Dame)
 Punts inside 20: 4, 3x (Last: vs Auburn, 2022) (at LSU)

JAY BRAMBLETT'S CAREER PUNTING STATISTICS

Year	G	No.	Yds.	Avg.	LG	TB	FC	I20	50+
2019 (Notre Dame)	13	63	2,485	39.4	61	2	24	18	5
2020 (Notre Dame)	12	43	1,839	42.8	59	1	15	12	10
2021 (Notre Dame)	13	58	2,502	43.1	72	3	22	19	13
2022 (LSU)	14	49	2,181	44.5	66	4	17	18	15
Notre Dame Totals	38	164	6,826	41.6	72	6	61	49	28
LSU Totals	14	49	2,181	44.5	66	4	17	18	15
College Totals	52	213	9,007	42.2	72	10	78	67	43



44
Christian Brathwaite
 Linebacker
 6-1 · 213 · Fr. · HS
 Cypress, Texas (Cypress Ranch)

HIGH SCHOOL

Versatile linebacker from Cypress Ranch High School ... Rated with 4-stars from ESPN.com and 247Sports ... Ranked as the No. 10 player at his position nationally by ESPN.com and No. 20 by Rivals.com ... Logged 104 tackles, 12 tackles for loss and 9 sacks as a senior in 2022 ... Blocked a kick on special teams to go along with an interception and a pair of forced fumbles ... Junior season was slowed due to injuries ... Had 38 tackles and 2 tackles for loss as a sophomore in 2020.



3
Greg Brooks Jr.
 Defensive Back
 5-10 · 187 · Sr./1L
 Harvey, La. (West Jefferson High School/Arkansas)

All-around outstanding player in the secondary who made an immediate impact in his first year at LSU in 2022 ... Has the ability to make plays all over the field ... Equally as effective defending the pass or the run ... Transferred to LSU after starting for three years in the defensive backfield at Arkansas from 2019-21 ... Native of Harvey, Louisiana and prepped at West Jefferson High School ... Started 13 of 14 games in his first year with the Tigers and enters his final season of college ball with 48 appearances and 44 starts ... Started 31 of the games he appeared in at Arkansas ... Prior to LSU, racked up 112 tackles, 5.5 tackles for loss, broke up 12 passes and hauled in 4 interceptions ... Helped turnaround an Arkansas program that didn't win a conference game in 2019 to winning nine games, including a victory over Penn State in the Outback Bowl, in 2021 ... Goes into 2023 with career totals of 178 tackles, 8.5 tackles for loss, 15 pass breakups and 6 interceptions ... Majoring in sports administration.

SENIOR SEASON (2022 at LSU)

Started 13 of the 14 games he appeared in ... Ranked fifth on team in total tackles with 66 ... Added 3.0 tackles for loss (-1), 3 pass breakups, 2 interceptions and a sack (-3) ... Recorded career-high 10 tackles, including a tackle for a 7-yard loss vs. Tennessee ... Other high-tackle games came against Texas A&M (8) and Georgia in the SEC Championship Game (7) ... Closed out season with 5 tackles, a tackle for a 1-yard loss and an interception in Citrus Bowl win over Purdue ... Had 4 tackles, his first career sack (-3) and a pair of pass breakups in win over New Mexico ... In 21-7 win over Auburn, returned an interception 30 yards in the fourth quarter to seal the LSU win ... The interception came on what turned out to be Auburn's final possession of the game as LSU was able to run out the clock on its ensuing possession ... Had 5 tackles in LSU's overtime win over Alabama in Tiger Stadium ... Started season-opener against Florida State and recorded 5 tackles.

JUNIOR SEASON (2021 at Arkansas)

Played in 13 games with 11 starts in 2021... Finished year with 48 tackles, 2.5 tackles for loss and an interception ... Capped season with 4 tackles and an interception in Outback Bowl win over Penn State ... Had 4 tackles in win over Texas A&M ... Recorded season-high 7 tackles in consecutive games against Georgia and Ole Miss.

SOPHOMORE SEASON (2020 at Arkansas)

Played in nine games, making eight starts at nickel back ... Logged 39 tackles (22 solo), sixth-most on the team and fourth-most by a defensive back ... Also added 3.0 tackles for loss, two interceptions, one pass broken up and two quarterback hurries ... Recorded a team-best 79 interception return yards ... Recorded Arkansas' first interception return for a touchdown since 2016, picking off QB K.J. Costello and returning it 69 yards for a touchdown on the game's first drive in the win at Mississippi State (Oct. 3) ... According to Pro Football Focus, played 584 defensive and 115 special teams snaps ... Talled a 57.7 defensive grade and a single-game high grade of 67.9 against Missouri.

FRESHMAN SEASON (2019 at Arkansas)

Started all 12 games at nickel back for the Razorbacks in 2019 ... Played in 515 snaps in his debut season, the most of any freshman at Arkansas in 2019 ... Recorded 25 total tackles, 13 solo, with three pass breakups, a quarterback hurry and an interception ... Earned a coverage grade of 81.6 from Pro Football Focus vs. Missouri ... Intercepted first career pass in season-finale against Missouri ...

HIGH SCHOOL

Four-star prospect by Rivals and ESPN at West Jefferson High School ... Rated as the No. 35 cornerback in the nation and 18th overall in the state of Louisiana by ESPN ... Four-year varsity letterwinner at West Jefferson High School in Harvey, Louisiana ... Racked up 55 tackles and five interceptions as a junior in 2017 for the Buccaneers ... Father Greg Brooks Sr. played collegiate football as a defensive back for one year at Michigan and three seasons at Southern Miss before being drafted in the sixth round of the 2004 NFL Draft by the Cincinnati Bengals.

GREG BROOKS JR. CAREER HIGHS

Tackles: 10 vs. Tennessee, 2022 (at LSU)
Tackles for loss: 1.5 vs. Ole Miss, 2020 (at Arkansas)
Sacks: 1 vs. New Mexico, 2022 (at LSU)
Interceptions: 1, 6x (Last: 1 vs. Purdue, 2023 Citrus Bowl) (at LSU)

GREG BROOKS JR. CAREER STATISTICS

YEAR	G-GS	UT	AT	TT	TFL	Sacks	PBU	QBH	INT	FF	FR
2019 (Arkansas)	12-12	13	12	25	0	0	4	0	1	0	0
2020 (Arkansas)	9-8	22	17	39	3	0	3	0	2	0	0
2021 (Arkansas)	13-11	23	25	48	2.5	0	5	0	1	0	0
2022 (LSU)	14-13	34	32	66	3.0-11	1-3	3	0	2-30	1	0
Arkansas Totals	34-31	58	54	112	5.5	0	12	0	4	0	0
LSU Totals	14-13	34	32	66	3.0-11	1-3	3	0	2-30	1	0
College Totals	48-44	92	86	178	8.5	1	15	0	6	1	0



14
Jalen Brown
Wide Receiver
6-1 · 173 · Fr. · HS
Miami, Fla. (Gulliver Prep)

Graduated early from high school and enrolled at LSU in January ... Took part in spring practice ... Majoring in sports administration.

HIGH SCHOOL

One of the nation's top receiver prospects for the Class of 2023 ... A consensus 4-star receiver who is ranked as high as No. 11 nationally at his position by ESPN.com ... In On3 composite rankings, rated No. 62 overall nationally and the No. 15 wide receiver ... In 6 games in 2022, caught 22 passes for 401 yards and 3 TDs ... Hauled in 111 passes during his prep career for 2,396 yards and 25 TDs ... Named to MaxPreps Junior All-American second-team offense... Also was a Miami Herald All-Dade 5A-IND selection... Team went 11-2 and made Florida's 4A State playoffs in 2021 after advancing to the semifinals in 2020 ... Also runs track... Regional champion in the 100-meter dash as a sophomore... A state qualifier in the 200-meter dash who has been clocked at 20.98.



8
Major Burns
Safety
6-2 · 190 · Jr. · 2L
Baton Rouge, La. (Madison Prep/University of Georgia)

Veteran team leader who enters his third season with the Tigers ... Played true freshman season at Georgia in 2020 ... Very vocal player who plays with tremendous confidence ... Makes others around him better with his play and leadership ... Flies to the football and is a ball hawk in the secondary ... Tenacious hitter ... Missed time due to injuries in both 2021 and 2022 ... Started first 5 games of the 2021 season before suffering a foot injury that sidelined him for remainder of year ... Started first 3 games in 2022 before an injury sidelined him for 5 games ... In college career, has appeared in 20 games (14 at LSU, 6 at Georgia) with 10 starts, all coming at LSU ... 68 career tackles, 3.5 tackles for loss and an interception ... Majoring in sports administration.

SOPHOMORE SEASON (2022 at LSU)

Appeared in 9 games with 5 starts ... Started first 3 games of the season ... Missed next 5 games due to an injury ... Returned to action in LSU's win over Alabama ... Other starts came vs. Georgia and Purdue ... Opened season with 8 tackles, including 2 for losses (-5 yards), against Florida State ... Finished seasons strong with 8 tackles vs. Georgia in the SEC Championship Game and 6 vs. Purdue in the Citrus Bowl ... Had 5 tackles in SEC win over Mississippi State.

FRESHMAN SEASON (2021 at LSU)

Took over as a starter in the secondary during fall camp ... Started at safety in season-opener at UCLA and remained there for first 5 games of season ... Did not play again after suffering foot injury against Auburn ... In 5 games, recorded 25 tackles and an interception ... Had career-best 9 tackles in win over Mississippi State ... First career interception came in win over Central Michigan ... Opened season with 5 tackles at UCLA and followed that with 6 tackles against Central Michigan ... Had a pair of tackles and broke up a pass vs. Auburn.

TRUE FRESHMAN SEASON (2020 at Georgia)

Appeared in six games and finished with 5 tackles ... Saw action against Arkansas, Tennessee, Florida, South Carolina, Missouri, and Cincinnati ... Had season-best 3 tackles against Florida ... Had 1 tackle against Arkansas and Tennessee.

HIGH SCHOOL

Standout at Madison Prep Academy, coached by Landry Williams and Mike Roach ... Selected to play in the 2020 Under Armour All-America Game ... 247Sports.com composite four-star prospect ... Ranked as the #11 safety, #180 nationally and the #5 recruit out of the state of Louisiana ... ESPN.com four-star recruit, ranked as the #6 cornerback, the #79 prospect nationally and the #4 recruit out of the state of Louisiana ... PrepStar Magazine four-star prospect, All-American, #17 SAF, #213 prospect nationally ... Rivals.com four-star prospect, ranked #238 nationally and #10 in Louisiana ... Played defensive back, wide receiver and spent some time at quarterback at Madison Prep, which had a 12-2 overall record in 2019 ... Helped the Chargers reach the second round of the 2019 LHSSA Class 3A playoffs, notching a 75-yard interception return for a TD, three TD passes and four catches for 32 yards in second round setback ... Made nine tackles and a sack, as well as a pair of receptions in a nationally-televised ESPN game against Parkview Baptist ... As a junior, he hauled in five TD passes at receiver, and had 47 tackles, eight pass breakups and five tackles for loss on defense.

MAJOR BURNS' CAREER HIGHS

Tackles: 9 vs. Mississippi State, 2021
Tackles for loss: 2 vs. Florida State, 2022
Sacks: 0
Interceptions: 1 vs. Central Michigan, 2021

MAJOR BURNS' CAREER STATISTICS

YEAR	G-GS	UT	AT	TT	TFL	Sacks	PBU	QBH	INT	FF	FR
2020 (Georgia)	6-0	3	2	5	0-0	0-0	0	0	0	0	0
2021 (LSU)	5-5	16	9	25	0-0	0-0	2	0	1-18	0	0
2022 (LSU)	9-5	22	16	38	3.5-6	0-0	3	1	0	0	0
Georgia Totals	6-0	3	2	5	0-0	0-0	0	0	0	0	0
LSU Totals	14-10	38	25	63	3.5-6	0-0	3	1	1-18	0	0
Colleges Totals	20-10	41	27	68	3.5-6	0-0	3	1	1-18	0	0



21
Noah Cain
Running Back
5-10 · 220 · Sr./1L
Baton Rouge, La. (IMG Academy/Penn State)

- Penn State graduate (Communications - May, 2022)
- 2021 Academic All-Big Ten
- 2020 Academic All-Big Ten

Enters second year on LSU roster after transferring from Penn State ... Spent three years at Penn State before joining the Tigers for the 2022 season ... Made an immediate impact in debut season with the Tigers ... Key component in LSU's running game ... Powerful runner who also helps in both pass protection and catching the football out of the backfield ... Led all LSU running backs in touchdowns with 10 and finished third on the team in rushing yards with 409 ... Caught 9 passes for 76 yards ... In college career, has appeared in 38 games (24 at Penn State, 14 at LSU) with 11 starts (8 at Penn State, 3 at LSU) ... Has 1,199 career rushing yards and 22 rushing TDs (790 and 12 TDs at Penn State, 409 yards and 10 TDs at LSU) ... Two-time member of the Academic All-Big Ten team (2020 and 2021) ... Native of Baton Rouge ... Family was forced to relocate after Hurricane Katrina in 2005 ... Moved to Denton, Texas Prepped at Guyer High School in Texas before transferring to IMG Academy for his final two years of high school ... Graduated from Penn State in May of 2022 with a degree in communications ... Pursuing a master's degree at LSU ... Joined 10 of his teammates for LSU's Study Abroad trip in May of 2023 ... The group spent 10 days in Africa.

JUNIOR SEASON (2022 at LSU)

Appeared in all 14 games with 3 starts during his debut season at with the Tigers ... Starts came in season-opener vs. Florida State, Texas A&M and Purdue in the Citrus Bowl ... Rushed for 409 yards and 10 TDs on 76 carries ... 10 TDs led all LSU running backs and tied for fourth most in the SEC ... Averaged 5.4 yards per carry ... Rushed for 23 yards and a TD in LSU debut vs. Florida State ... Set a career-best with 3 rushing TDs vs. UAB ... Scored at least 1 TD in 6 games ... Capped season with 58 yards and 2 TDs in 63-7 win over Purdue ... Other TDs came vs. Florida State, Southern, New Mexico (2), and Georgia in the SEC Championship Game ... Caught 9 passes for 76 yards, including season-best 3 receptions for 31 yards vs. Tennessee ... Scored on a career-long 49-yard run vs. New Mexico ...

REDSHIRT SOPHOMORE SEASON (2021 at Penn State)

Played in 13 games, starting 6 times ... Rushed for 334 yards and 4 TDs on 105 carries ... Caught 17 passes for 102 yards ... Scored TDs in first three games - at Wisconsin, vs. Ball State, vs. Auburn ... Rushed for season-high 69 yards on 20 carries in win over Ball State in week 2 ... Helped Penn State to

win over Auburn, leading the team with 45 yards and a TD on 19 carries ... Scored TD in fourth quarter seal the win over Auburn ... Scored TD and rushed for 15 yards on 8 carries at Iowa ... Capped Penn State career with 28 rushing yards on 5 carries against Arkansas in the Outback Bowl ... Nominated for the 2021 Mayo Clinic Comeback Player of the Year.

SOPHOMORE SEASON (2020 at Penn State)

Started the season opener against Indiana, rushing 3 times for 13 yards ... Suffered season-ending injury on first drive against Indiana.

TRUE FRESHMAN SEASON (2019 at Penn State)

Appeared in 10 games with one start ...Rushed for 443 yards and 8 TDs on 84 carries ... Ranked second in Big Ten and fourth nationally among true freshmen in rushing TDs (8) ... Became first Penn State freshman to rush for 100 yards in back-to-back games in 2019 (105 yards vs. Purdue; 102 yards at Iowa) since Saquon Barkley did it in 2015 ... Had first career 100-yard game vs. Purdue with 105 yards and a TD on 12 carries ... Followed that with 102 yards on 22 carries against Iowa ... Rushed for 92 yards and 2 TDs on 15 carries in Cotton Bowl win over Memphis ...In first collegiate game, rushed for 44 yards and scored a pair of TDs in season-opening win over Idaho ... Had a pair of multi-touchdown games (2 vs. Idaho and Memphis) ... Caught seven passes for 52 yards ... Got first career start in 28-7 win over Michigan State on Oct. 26 ... Rushed 6 times for 21 yards in win over Spartans.

HIGH SCHOOL

Two-time letterman for head coach Kevin Wright at IMG Academy in Florida and a two-time letterman for head coach John Walsh at Guyer High School in Texas... Team captain as a senior at IMG ... Guided IMG Academy to a 7-1 record and a No. 3 MaxPreps final national ranking in 2018...Helped IMG Academy to a perfect 9-0 record and a No. 2 MaxPreps final national ranking in 2017...Selected to the Under Armour All-American Game...Participated in Nike's The Opening Finals...Named MaxPreps All-America second team as a senior...Earned second-team Texas Associated Press Sports Editors All-State honors as a sophomore...Was a member of the 2017 MaxPreps Junior All-America second team...Selected to the 2016 MaxPreps Sophomore All-America first team...Selected as team co-offensive MVP as a senior...Tallied 461 rushing yards and seven touchdowns, as well as 230 receiving yards and one score as a senior at IMG Academy...Posted 524 rushing yards and six touchdowns in 2017...Had 1,638 rushing yards and 22 touchdowns as a sophomore at Guyer...Recorded 1,083 rushing yards and 10 scores as a freshman...Rated a consensus four-star prospect by 247Sports, ESPN and Rivals...Rated as the No. 266 overall prospect, No. 14 running back and No. 25 recruit in Florida by 247Sports...Ranked as the No. 69 overall prospect, No. 4 running back, No. 36 player in the region and No. 10 prospect in Florida by ESPN...Ranked No. 43 overall prospect, No. 3 at running back and No. 7 recruit in Florida by Rivals.

NOAH CAIN'S CAREER RUSHING HIGHS

Rush attempts: 22 at Iowa, 2019 (Penn State)
Rushing yards: 105 vs. Purdue, 2019 (Penn State)
Rushing TDs: 3 vs. Texas & AM, 2022 (LSU)
Longest Rush: 49 vs. New Mexico, 2022 (LSU)

NOAH CAIN'S CAREER RECEIVING HIGHS

Receptions: 5 at Wisconsin, 2021 (Penn State)
Receiving yards: 31 vs. Tennessee, 2022 (LSU)
Touchdowns: 0
Long reception: 27 vs. Tennessee, 2022 (LSU)

NOAH CAIN'S CAREER RUSHING STATISTICS

YEAR	G-GS	Att.	Yards	TD	Long
2019 (Penn State)	10-1	84	443	8	27
2020 (Penn State)	1-1	3	13	0	7
2021 (Penn State)	13-6	105	334	4	34
2022 (LSU)	14-3	76	409	10	49 (TD)
Penn State Totals	24-8	192	790	12	34
LSU Totals	14-3	76	409	10	49 (TD)
TOTAL	38-11	268	1,199	22	49 (TD)

NOAH CAIN'S CAREER RECEIVING STATISTICS

YEAR	G	Att.	Yards	TD	Long
2019	10	7	52	0	20
2020	1	0	0	0	0
2021	13	17	102	0	16
2022	14	9	76	0	27
Penn State Totals	24	24	154	0	20
LSU Totals	14	9	76	0	27
TOTAL	38	33	230	0	27



66
Will Campbell
Offensive Tackle
6-6 • 325 • So./1L
Monroe, La. (Neville High School)

- 2022 Freshman All-America (Football Writers Association of America)
- 2022 True Freshman All-America (ESPN)
- 2022 First Team Freshman All-America (College Football News)
- 2022 Second Team All-SEC (Coaches)
- 2022 Freshman All-SEC (Coaches)
- 2022 SEC Offensive Lineman of the Week vs. Florida
- 2022 LSU Offensive Lineman of the Year

Had as an impressive true freshman season as any player in LSU history ... Made an immediate impact when he joined the Tigers in January of 2022 as an early enrollee ... Took only a few spring practices before emerging as a player who couldn't be kept out of the lineup ... Joined right tackle Emery Jones and tight end Mason Taylor as 3 true freshman starters on offense for the Tigers in 2022 – the first

time in school history an offensive lineup has featured 3 true freshmen as primary starters ... Named Freshman All-America by the Football Writers Association of America and College Football News and True Freshman All-America by ESPN ... Named second team All-SEC as well as being a member of the Freshman All-SEC Team ... Played every offensive snap in the 8 games he played against SEC opponents ... A true leader in every aspect ... Hard worker who never takes a play off, in game or in practice ... Brings toughness, a true understanding of the game, and size and strength to the field necessary to be a dominant offensive lineman in the SEC ... Excels in every facet of offensive line play ... Has quick feet, good hands and displays outstanding technique ... Still improving and used the spring of 2023 to continue his development under the guidance of offensive line coach Brad Davis ... Enters 2023 with 13 appearances, all starts, and 882 offensive snaps to his credit ... His dad, Brian, played college football at East Texas State University (now Texas A&M-Commerce) ... Majoring in sports administration

TRUE FRESHMAN SEASON (2022)

Started at left tackle from Day 1 of training camp ... Appeared in 13 games – all starts – at left tackle ... Joined fellow true freshman Emery Jones (right tackle) as LSU's starting tackles ... First time in school history LSU had two true freshman starters at tackles on offense ... LSU posted a 9-2 mark with Campbell and Jones in the starting lineup ... Missed only the Tennessee game (illness) ... Played 882 offensive snaps and another 75 on special teams protection unit ... Never came off the field in SEC play, seeing action on every offensive snap in LSU's 9 games against conference opponents ... Whistled for only 1 penalty (vs. Ole Miss) and allowed just 3 sacks (1 vs. Florida State, Alabama and Texas A&M) all season ... Earned Freshman All-America honors from the Football Writers Association of America and College Football News ... True Freshman All-America by ESPN ... Second team All-SEC by the league's coaches and Freshman All-SEC ... Named SEC Offensive Lineman of the Week for his performance in 45-35 win over Florida when the Tigers racked up 528 yards of offense ... Played season-high 79 snaps in wins over Auburn and Ole Miss ... Saw action on 75 offensive snaps against Mississippi State and Georgia in the SEC Championship Game ... Was dominant up front (71 snaps) against Alabama as the Tigers rushed for 185 yards and 2 TDs in overtime win over the Crimson Tide ... The 185 rushing yards were the most Alabama gave up all season ... Rarely missed a snap in SEC play ... Capped season with 58 offensive plays in 63-7 win over Purdue in the Citrus Bowl.

HIGH SCHOOL

One of the nation's top offensive tackle prospects for the Class of 2022 and the top-rated high school player in the state of Louisiana ... Four-year starter on the offensive line at Neville ... Listed as the nation's No. 4 overall prospect by ESPN ... Rated as five-stars by 247Sports and four-stars by ESPN ... Ranked No. 1 in the state, No. 5 at his position and No. 32 overall by 247Sports ... Four-star and No.4 prospect in the state per Rivals...Selected to participate in the 2022 Under Armour All-American Game... Inserted into the lineup due to an injury to a starter as a freshman at right tackle and never left the field ... Helped team to a 10-3 mark and start semifinal appearance as a sophomore ... Team returned to the state semifinals as both a junior and senior.



97
Dylan Carpenter
JACK
6-4 • 234 • Fr. • HS
St. Amant, La. (St. Amant)

HIGH SCHOOL

A consensus 3-star edge rusher from St. Amant High School ... Versatile defender who played linebacker, defensive end and edge rusher in high school ... Listed with 4-stars by On3 and ranked No. 31 at his position nationally ... Ranked No. 44 nationally at his position and No. 21 in the state of Louisiana by 247Sports ... Selected to the 2022 5A/4A All-Metro Football team for Baton Rouge following senior season ... First team All-District 5-5A in 2022 ... District 5-5A defensive most valuable player and Ascension Parish Defensive MVP in 2021 ... As a junior, recorded 29 QB hurries, 17 tackles for loss and 7 sacks.



79
DJ Chester
Offensive Line
6-4 • 315 • Fr. • HS
Conyers, Ga. (Eagle's Landing Christian Academy)

HIGH SCHOOL

Two-sport standout at Eagle's Landing Christian Academy ... Dominant offensive lineman in football and a shot put and discus standout in track and field ... Played three positions on the offensive line during his prep career – center, guard and tackle ... Selected to play in the All-American bowl following his senior season ... Consensus 4-star offensive line prospect according to On3 ... Ranked No. 9 nationally at his position and No. 9 in Georgia in the On3 Consensus rankings ... Rated as high as No. 57 overall nationally by 247Sports and No. 8 at his position ... Listed as the fifth-best player in Georgia by 247Sports.



22

Duce Chestnut

Cornerback
6-0 · 198 · Jr. · Trf.
Camden, N.J. (Camden High School/Syracuse)

Joined the Tigers in the spring of 2023, transferring from Syracuse where he was a 2-year starter for the Orange ... Freshman All-America in 2021 as well as being runner-up for ACC Defensive Rookie of the Year ... 2-time All-ACC selection ... Started 24 games for the Orange with 83 tackles, 4 interceptions, 3.0 tackles for loss and 13 pass breakups ... Returned an interception 28 yards for a touchdown in win over Wagner in 2022 ... Name is Darian Chestnut, goes by "Duce" ... Majoring in sociology.

SOPHOMORE SEASON (2022 at Syracuse) Honorable Mention All-ACC ... Started all-12 games at cornerback ... Anchored a defensive unit that finished in the season 14th nationally in passing defense (184.8) and 21st in total defense (328.6) ... Was responsible for only allowing four touchdowns in coverage on 356 snaps in pass coverage and was penalized only once in coverage ... Made two tackles in the season opener vs. Louisville (9/3) ... Had six tackles and a pass breakup in the Orange's win over Purdue (9/17). Was targeted eight times in pass coverage and allowed just four receptions ... Made five solo tackles, tying his career best, against Virginia (9/23) ... Recorded an interception and returned it 28 yards for a touchdown against Wagner (10/15) ... Made three tackles and notched a tackle for loss against NC State (10/15) ... Made two tackles, including one that helped jar the ball free for Ja'Had Carter to return a fumble for a touchdown, at Clemson (10/22). Allowed just six receiving yards in coverage against the Tigers ... Made four solo tackles and allowed a total of 12 yards in pass coverage against Notre Dame (10/29) ... Had three tackles at Pittsburgh (11/5), while surrendering just 13 yards in coverage ... Made six tackles to tie his season-best mark, and had 0.5 tackles for loss against Florida State (11/12) ... Made five tackles at Wake Forest (11/19) ... Had a pair of solo stops at Boston College (11/26).

TRUE FRESHMAN SEASON (2021 at Syracuse)
Named a Freshman All-American by ESPN, FWAA, Pro Football Focus and 247 Sports ... Third Team All-ACC ... Runner-up in voting for ACC Defensive Rookie of the Year ... Shaun Alexander Award Watch List ... Started all-12 games at cornerback ... Had the second-most passes defended in the ACC ... Led the Orange with three interceptions ... Became the third Orange true freshman DB and first corner in the last 40 years to earn a week 1 starting job out of camp, joining Andre Cisco (2018) and Markus Paul (1985), who both went on to be drafted in the first four rounds of the NFL Draft ... Had 43 tackles, 3.5 tackles for loss, three interceptions and eight pass breakups in his freshman season ... Had a career best eight tackles, an interception and 0.5 tackles for loss in his collegiate debut at Ohio (9/4) ... Was named ACC Rookie of the Week and Pro Football Focus and 247 Sports True Freshman of the Week for his play vs. the Bobcats ... Made five tackles against Rutgers (9/11) ... Had a pass breakup and a tackle vs. UAlbany (9/18) ... Tied his career high with five solo tackles against Liberty (9/24) and also had a pass breakup ... Had three tackles and a highlight-reel interception at Florida State (10/2) ... Made five tackles against Wake Forest (10/9) ... Had a solo tackle and a pass breakup vs. Clemson (10/15) ... Made four solo tackles and had a PBU at Virginia Tech (10/23) ... Had four tackles and a tackle for loss against Boston College (10/30) ... Made two tackles at Louisville (11/20) ... Had a career-high two pass breakups at NC State (11/20) ... Made four tackles, a career-high two tackles for loss and had an interception in the end zone against Pittsburgh (11/27).

HIGH SCHOOL
Rated 4-stars by Rivals and ranked as 1 of the top-25 cornerbacks in the class ... Had 3 interceptions as a senior season and had 13 career special teams touchdowns ... Two-Time USA Today Network All-New Jersey selection, including first-team honors in 2020 ... Two-time team captain at Camden High School ... Three-sport athlete, also competing in basketball and track.

DUCE CHESTNUT'S CAREER HIGHS (at Syracuse)
Tackles: 8 vs. Ohio, 2021
Tackles for loss: 1.0 vs. Boston College, 2021
Interceptions: 1, 4x (Last: vs. Wagner, 2022)

DUCE CHESTNUT'S CAREER STATISTICS (at Syracuse)

YEAR	G-GS	UT	AT	TT	TFL	Sacks	PBU	QBH	INT	FF	FR
2021	12-12	32	11	43	1.5-11	0-0	11	0	3-28	0	0
2022	12-12	27	13	40	1.5-2	0-0	2	0	1-28	0	0
Total	24-24	59	24	83	3.0-13	0-0	13	0	4-56	0	0



80

Gregory Clayton, Jr.

Wide Receiver/Return Specialist
5-11 · 190 · Sr. · 1L
Lutcher, La. (Lutcher High School/UT-San Antonio)

Enters second year at LSU after transferring from Texas-San Antonio prior to the 2022 season ... Emerged as LSU's punt return specialist in week 2 and held that position for the remainder of the season ... Appeared in 12 games in 2022, returning 11 punts for 51 yards ... Also played on kickoff return for the Tigers ... Played in 15 games during his college career (12 at LSU, 3 at UTSA) ... Standout prep career at Lutcher High School ... Played junior college ball at Navarro College (2018) and Trinity Valley Community College (2019) ... Majoring in general business.

SENIOR SEASON (2022 at LSU)
Appeared in 12 games as he served as a return specialist for the Tigers ... Returned 11 punts for 51 yards ... Returned a punt 18 yards in Tiger Stadium debut vs. Southern ... Had a career-long 20-yard punt return vs. New Mexico ... Capped season with an 11-yard punt return vs. Purdue in the Citrus Bowl.

JUNIOR SEASON (2020 at Texas-San Antonio)
Played in 3 games in his first season with UTSA ... Action game against Florida Atlantic, Texas-El Paso and North Texas ... Did not record any statistics.

JUNIOR COLLEGE
Transfer from Trinity Valley Community College, where he played wide receiver for head coach Sherard Poteete in 2019 ... Caught 10 passes for 96 yards and a touchdown in six games as a sophomore to help lead the Cardinals to a 7-4 record and an appearance in the Midwest Classic Bowl ... Had two receptions for 31 yards in a 45-44 victory over Navarro College ... Also had two catches, including a TD, in a 52-24 win against Air Force Prep ... Spent freshman season at Navarro College, where he hauled in 16 passes for 143 yards and a score in 2018 ... Caught a season-high six passes for 61 yards against Kilgore College.

HIGH SCHOOL
Standout prep receiver at Lutcher High School near New Orleans ... Recorded 184 receptions for 2,497 yards and 32 touchdowns during his career ... also played basketball and baseball at the prep level.

GREGORY CLAYTON'S CAREER HIGHS
Punt Returns: 3 vs. UAB, 2022
Punt Return Yards: 20 vs. New Mexico, 2022
Long Punt Return: 20 vs. New Mexico, 2022

GREGORY CLAYTON'S SPECIAL TEAMS STATISTICS

YEAR	G-GS	Punt Returns	Yards	TD	Long
2020 UTSA	3-0	0	0	0	0
2022 LSU	12-0	11	51	0	20
College Totals	15-0	11	51	0	20



10

Rickie Collins

Quarterback
6-2 · 195 · Fr. · HS
Baton Rouge, La. (Woodlawn)

Dual threat quarterback who enrolled at LSU in January ... Participated in spring drills with the Tigers ... Rushed for 19 yards and completed 3-of-7 passes for 25 yards in LSU's spring game ... Took advantage of being an early enrollee by learning the playbook and studying under veteran quarterbacks Jayden Daniels and Garrett Nussmeier ... Majoring in mass communications.

HIGH SCHOOL
Rated as one of the Top 10 players in the state of Louisiana for the Class of 2023 ... Followed up an outstanding junior season by connecting on 127-of-209 passes for 1,512 yards and 17 TDs ... Rushed for another 598 yards and 6 scores ... Passed for 1,930 yards and 16 TDs as a junior on his way to earning All-Metro and LSWA Class 5A All-State honors ... In a 5-game season in 2020, totaled 1,449 yards and 16 TDs ... Three-sport athlete at Woodlawn - football, basketball and baseball ... Finalist at the Elite 11 QB camp, which annually attracts the nation's top prep quarterbacks ... Coached at Woodlawn by former LSU starting quarterback Marcus Randall.



5

Jayden Daniels

Quarterback
6-4 · 205 · Sr. · 1L
San Bernadino, Calif. (Cajon HS/Arizona State)

- 2022 SEC Offensive Player of the Week vs. Alabama
- 2022 SEC Offensive Player of the Week vs. Ole Miss
- 2022 Charles McClendon MVP Award - Offense
- 2022 Davey O'Brien Award Semifinalist
- 2019 Sun Bowl MVP (at Arizona State)

One of the nation's top quarterbacks and listed as the No. 1 quarterback in the SEC entering the 2023 season by several publications ... Enters fifth season as a starting collegiate quarterback - three at Arizona State and last year at LSU ... One of the most experienced quarterbacks in college football with 43 career starts, which ranks second to only Oregon's Bo Nix (47) and Notre Dame's Sam Hartman (45) ... Tremendous all-around quarterback who can make plays with his arm and feet ... Outstanding at extending the play ... Can make all the throws necessary to win in the SEC ... Much more than just a running quarterback, used the spring to better develop his downfield passing ... Has used the offseason to get bigger and stronger, added nearly 20 pounds of good weight ... Confident player who has a command of the huddle and the offense ... Brings an authority element to the playing field ... Brian Kelly says Daniels has the "CLAP" effect on the offense - clear, loud, as an order, with pauses ... Team leader who makes everyone around him better ... Coming off a historic season for LSU quarterbacks as he set school records for rushing yards by a QB (885) and rushing TDs by a QB (11) ... He also became LSU's record holder for rushing and passing TDs in the same game, doing it six times - breaking Joe Burrow's previous mark of five ... Led all quarterbacks nationally in rushing yards with 885 and was one of only two QBs to rush for 800 yards and pass for 2,500 yards - along with John Rhys Plumlee of UCF ... Has a 28-15 mark as a starting quarterback, which includes a 10-4 record at LSU and 18-11 at Arizona State ... Has led teams to three bowl appearances ... Passed for more than 6,000 yards and 32 touchdowns in 29 games with the Sun Devils and enters senior season at LSU with 8,938 career

passing yards and 2,173 rushing yards ... He's accounted for 73 touchdowns during his career (49 passing and 24 rushing) ... Has 5 career 100-yard rushing games (3 at LSU, 2 at Arizona State) and 7 300-yard passing games (5 at Arizona State, 2 at LSU) ... He's also rushed and passed for a touchdown 15 times (6 at LSU, 9 at Arizona State) ... Graduated from Arizona State ... Pursuing a master's degree in liberal arts.

SENIOR SEASON (2022)

Took over as LSU's starting quarterback during camp and started all 14 games at the position, leading the Tigers to a 10-4 mark and a berth in the SEC Championship Game ... Rushed for a team highs of 885 yards and 11 TD's ... Completed 266-of-388 passes for 2,913 yards, 17 TD's and only three interceptions ... Had two 300-yard passing games and three 100-yard rushing games ... Became first quarterback in LSU history to pass for 200 yards and rush for 100 yards in game decided in regulation when he did so in season opener vs. Florida State (Joe Burrow did it in 7-OT game at Texas A&M) ... Either passed or rushed for a TD in 11 games ... Also became first player in LSU history to rush for 3 TDs and pass for 3 TDs in a game decided in regulation, doing it in win over Florida in Gainesville (Burrow did it in 7-OT game at Texas A&M) ... Followed that with 5 TD's (3 rushing, 2 passing) in the 45-20 win over No. 7 Ole Miss in Tiger Stadium ... Named SEC Offensive Player of the Week for his performance in the win over Ole Miss ... In overtime win over Alabama, rushed for 95 yards and a TD and completed 22-of-32 passes for 182 yards and 2 scores in the 32-31 victory ... Scored on a 25-yard run on first OT play from scrimmage vs. Alabama and then connected with tight end Mason Taylor on the two-point conversion to cap the victory over the Crimson Tide ... Named SEC Offensive Player of the Week for the performance over the Crimson Tide ... Other 100-yard rushing game came in win over UAB with 111 yards and a TD ... Eclipsed the 400-yard mark for total offense for first time at LSU with 408 yards (111 rushing, 297 passing) in win over UAB ... Capped season with 28 TD's accounted for (11 rushing, 17 passing) which ties for the fourth-highest total in LSU single-season history ... Directed an LSU offense that school record for rushing TD's with 39, breaking previous mark of 37 set in 2013 ... LSU's 6,344 yards of total offense in 2022 ranks No. 2 in school history ... Completed 20 or more passes in a game nine times with a career-best of 32 coming vs. Tennessee ... His 32 completions vs. Tennessee ties for the third-most in LSU history ... Threw only three interceptions - 1 vs. Tennessee, Arkansas, and Georgia ... Opened season by throwing 175 passes without an interception, the second-longest streak in school history ... The 175 passes without an interception were the most to open the season in school history.

JUNIOR SEASON (2021 at Arizona State)

Started all 13 games at quarterback, guiding the Sun Devils to an 8-5 record and an appearance in the Las Vegas Bowl ... Threw for 2,381 yards and 10 TDs ... Added 710 rushing yards and 6 scores ... Tossed for a season-best 287 yards and 2 TDs in win over UCLA ... Had second career 100-yard passing/rushing game against UNLV in week 2 with 175 passing yards and 125 rushing yards in win ... Rushed for a pair of TDs and threw for 236 yards in win over Colorado ... Led the Pac-12 in completion percentage at 65.4, connecting on 197-of-301 passes.

SOPHOMORE SEASON (2020 at Arizona State)

Started all 4 games in Arizona State's COVID-shortened season ... Sun Devils went 2-2 with wins over Arizona State and Oregon State ... Threw for 134 yards and a TD and added first career 100-yard rushing game (111 yards) against Southern Cal in season-opener ... Accounted for 3 TDs (2 passing, 1 rushing) in 70-7 win over Arizona in week 3 ... Rushed for 83 yards and 2 scores in win over Oregon State in regular season finale ... Finished year with 701 passing yards and 5 TDs to go along with 223 rushing yards and 4 scores.

TRUE FRESHMAN SEASON (2019 at Arizona State)

Started 12 games at quarterback in helping lead the Sun Devils to an 8-5 mark and a win over Florida State in the Sun Bowl ... Became first true freshman quarterback in Arizona State history to start a season-opener for the Sun Devils ... Capped his rookie season throwing for 2,943 yards, 17 touchdowns and only 2 interceptions ... Added 355 rushing yards and 3 TDs ... Outplayed future NFL first round draft pick Justin Herbert in win over Oregon, throwing for 408 yards and 3 TDs in 31-28 victory over the Ducks ... Completed 22-of-32 passes against Oregon ... Connected with Brandon Aiyuk on an 81-yard TD with just under 4 minutes to extend ASU lead to 31-21 with 3:54 remaining in contest ... Threw 3 TD passes in consecutive starts against UCLA, Oregon State and Oregon ... In collegiate debut, passed for 284 yards and a pair of TDs and added a rushing score in 30-7 win over Kent State on August 29 ... Missed Southern Cal game with an injury but returned the following week against Oregon State ... Accounted for 4 TDs twice (3 pass, 1 rush vs. Washington State; 3 pass, 1 rush at UCLA) ... Scored on a 17-yard run with 34 seconds left in 38-34 comeback win over Washington State ... Sun Bowl MVP after leading Arizona State to a 20-14 win over Florida State.

HIGH SCHOOL

Put up some of the most impressive numbers at Cajon High School, breaking several school and state records in the process ... A finalist in both the Elite 11 and The Opening passing competitions and considered by some scouts as the best Dual-threat Quarterback prospect in the country ... Selected to the prestigious Under Armour All-American Game ... Consensus four-star prospect amongst the major recruiting services. Ranked as the No. 83 overall prospect and the No. 2 dual-threat quarterback prospect in the country in 24/7 Sports' Composite Rankings...24/7 Sports lists him as the No. 1 dual-threat quarterback prospect nationally in their own rankings...tabbed by Rivals as the No. 107 overall prospect and the No. 3 dual-threat quarterback prospect in the nation...currently sits at No. 109 in the ESPN 300, who rated him as the No. 3 dual-threat quarterback in the class ... A four-year varsity starter at Cajon High School, compiling a 44-10 record including back-to-back seasons with at least 12 wins... threw for a CIF-Southern Section record 14,007 yards and 170 touchdowns during a historic four-year career at Cajon High School ... Added 3,645 rushing yards on 562 attempts and 41 rushing touchdowns showing off his unique athleticism ... Produced back-to-back 6,000+ all-purpose yardage seasons as a junior and senior (12,487 total) ... Completed 287-of-406 (70.7%) passes for 4,515 yards and 60 touchdowns compared to just four interceptions, posting a 142.8 quarterback rating during an outstanding senior season ... Was equally as effective on the ground in 2018 as he was in the air, rushing for 1,536 yards and 16 touchdowns ... Averaged 322.5 passing yards and 109.7 rushing yards per game as a senior leading Cajon High School go 12-2 and reach the 2018 Southern Section Division 3 Championship ... Broke onto the national scene with an eye-popping junior season, completing 321-of-459 (69.9%) passes for 5,136 yards and 62 touchdowns compared to just five interceptions...also rushed for 1,292 yards and 15 touchdowns, including a 99-yard touchdown run in 2017...the Cowboys went 14-2 and defeated Downey in the 2017 CIF Southern Section 4A Football Championship, earning a berth in the CIF State Football 2-AA Bowl Championship

Jayden Daniels 100-yard rushing games

- 125 vs. UNLV, Sept. 11, 2021 (Arizona State)
- 121 vs. Ole Miss, Oct. 22 (LSU)
- 114 vs. Florida State, Sept. 4, 2022 (LSU)
- 111 vs. UAB, Nov. 19, 2022 (LSU)
- 111 vs. Southern Cal, Nov. 7, 2020 (Arizona State)

JAYDEN DANIELS' 300-YARD PASSING GAMES

- 408 vs. Oregon, Nov. 23, 2019 (Arizona State)
- 363 vs. Washington State, Oct. 12, 2019 (Arizona State)
- 349 at Florida, Oct. 15, 2022 (LSU)
- 345 vs. Colorado, Sept. 21, 2019 (Arizona State)
- 334 at Oregon State, Nov. 16, 2019 (Arizona State)
- 304 vs. Sacramento State, Sept. 6, 2019 (Arizona State)
- 300 vs. Tennessee, Oct. 8, 2022 (LSU)

JAYDEN DANIELS' 200-YARD PASSING GAMES/100-YARD RUSHING GAMES

- Sept. 4, 2022 vs. Florida State (209 passing, 114 rushing)
- Oct. 22, 2022 vs. Ole Miss (248 passing, 121 rushing)
- Nov. 19, 2022 vs. UAB (297 passing, 111 rushing)

JAYDEN DANIELS' GAMES WITH RUSHING AND PASSING TD

- Sept. 10, 2022 vs. Southern (1 rush, 3 pass)
- Sept. 17, 2022 vs. Mississippi State (1 rush, 1 pass)
- Oct. 15, 2022 at Florida (3 rush, 3 pass)
- Oct. 22, 2022 vs. Ole Miss (3 rush, 2 pass)
- Nov. 5, 2022 vs. Alabama (1 rush, 2 pass)
- Nov. 19, 2022 vs. UAB (1 rush, 1 pass)
- Oct. 16, 2021 at Utah (1 rush, 2 pass)
- Nov. 11, 2021 at Washington (1 rush, 1 pass)
- Nov. 27, 2021 vs. Arizona (1 rush, 2 pass)
- Dec. 5, 2020 vs. UCLA, (1 rush, 1 pass)
- Dec. 11, 2020 at Arizona (1 rush, 2 pass)
- Dec. 19, 2020 at Oregon State (2 rush, 1 pass)
- Aug. 29, 2019 vs. Kent State (1 rush, 2 pass)
- Oct. 12, 2019 vs. Washington State (1 rush, 3 pass)
- Oct. 26, 2019 at UCLA (1 rush, 3 pass)

JAYDEN DANIELS' LSU ACCOMPLISHMENTS OF NOTE

- Single-season record holder for rushing yards by a quarterback (885 in 2022)
- Single-season record holder for rushing TDs by a quarterback (11 in 2022)
- First player to rush for 3 TDs and pass for 3 TDs in a game decided in regulation (at Florida, 2022)
- First player to rush for 100 yards and pass for 200 yards in a game decided in regulation (vs. Florida State, 2022)
- Became only player in school history to rush for 100 yards and pass for 200 yards in a game in same season when he did it a second time vs. Ole Miss (121 rush, 247 pass)
- Did it a third time vs. UAB with 111 rushing yards and 297 passing yards
- First quarterback to lead LSU to wins at Auburn and at Florida in same season (2022)
- First quarterback to rush for a TD and pass for a TD in same game six times (2022)
- 32 completions vs. Tennessee in 2022 - ties for No. 3 in single-game LSU history
- 28 TDs accounted for in 2022 ties for No. 4 in single-season LSU history
- 3,798 yards of total offense (885 rushing, 2,913 passing) in 2022 ranks No. 2 in single-season LSU history
- Led all QBs nationally in rushing yards in 2022 with 885 yards
- One of only 2 QBs nationally with 800-plus rushing yards and 2,500-plus passing yards in 2022

JAYDEN DANIELS' CAREER PASSING GAMES

Pass attempts: 45 vs. Tennessee, 2022 (at LSU)
 Pass completions: 32 vs. Tennessee, 2022 (at LSU)
 Pass yards: 408 vs. Oregon, 2019 (at Arizona State)
 Pass TDs: 3, 6x (Last: at Florida, 2022; First: vs. Washington State, 2019)
 Had intercepted: 2, 4x (Last: vs. Arizona, 2021; First: vs. UNLV, 2021)
 Long pass: 86 vs. Washington State, 2019 (at Arizona State)

JAYDEN DANIELS' CAREER RUSHING GAMES

Rush attempts: 23 vs. Ole Miss, 2022 (at LSU)
 Rush yards: 125 vs. UNLV, 2021 (at Arizona State)
 Rush TDs: 3, 4x (Last: vs. Ole Miss, 2022; First: at Florida, 2022) (at LSU)
 Long rush: 53 at Oregon State, 2020 (at Arizona State)

JAYDEN DANIELS' CAREER STATISTICS

PASSING							
YEAR	G-GS	COMP	ATT	INT	YDS	TD	LONG
2019 (Arizona State)	12-12	205	338	2	2,943	17	86 (TD)
2020 (Arizona State)	4-4	49	84	1	701	5	74
2021 (Arizona State)	13-13	197	301	10	2,381	10	65
2022 (LSU)	14-14	266	388	3	2,913	17	54 (TD)
Arizona State Totals	29-29	451	723	13	6,025	32	86 (TD)
LSU Totals	14-14	266	388	3	2,913	17	54 (TD)
College Totals	43-43	717	1,111	16	8,938	49	86 (TD)

RUSHING				
YEAR	ATT	YDS	TD	LONG
2019 (Arizona State)	125	355	3	27
2020 (Arizona State)	33	223	4	53
2021 (Arizona State)	138	710	6	51
2022 (LSU)	186	885	11	37
Arizona State Totals	296	1,288	13	53
LSU Totals	186	885	11	37
College Totals	482	2,173	24	53



72
Garrett Dellinger
 Offensive Line
 6-5 · 320 · Jr. · 2L
 Clarkston, Mich. (Clarkston HS)

One of the most versatile offensive linemen on the LSU roster ... Can practically play any position on the line if needed ... Dominant offensive lineman who excels in both the running game and pass protection ... Opened the 2022 season as LSU's starting center ... Shifted to left guard the following week vs. Southern ... Has appeared in 21 games in his career, starting 10 times ... Starts have come at center (1), left tackle (3) and left guard (8) ... Made an immediate impact in 2021 after graduating high school early and enrolling at LSU during the spring ... Participated in spring practice and used that time to get acclimated to the college game ... Started 3 games as a true freshman (3 at LT and 1 at LG) ... Has a constant motor and plays hard on every down ... Outstanding technique and has shown tremendous improvement under the direction of offensive line coach Brad Davis ... Majoring in finance.

SOPHOMORE SEASON (2022)

Appeared in 9 games, starting 6 times ... Starts came at center (vs. Florida State) and at left guard (Southern, Mississippi State, New Mexico, Tennessee, vs. Purdue) ... Played a total of 410 snaps with season-high of 84 coming in win over Mississippi State ... Opened season at center and played 69 snaps vs. Florida State ... Shifted to left guard for Southern game and started there for 3 consecutive games ... Missed the Auburn game but returned to action in starting role at left guard vs. Tennessee (24 snaps) ... Missed next 5 games due to injury ... Returned to action vs. UAB (27 snaps) and played final 4 games of the season (35 snaps at Texas A&M; 25 vs. Georgia, 43 vs. Purdue).

TRUE FRESHMAN SEASON (2021)

Played in 12 games with 4 starts, including final 3 games of the regular season ... First career start came at left tackle in win over Mississippi State ... Followed that with November starts at left tackle in wins over Louisiana-Monroe and Texas A&M ... Started in place of Ed Ingram at left guard against Arkansas ... Did not play against Kansas State in the Texas Bowl ... Played season-high 85 snaps against the Razorbacks.

HIGH SCHOOL

Tremendous offensive line prospect from Clarkston (Mich.) High School ... Four-year starter on the football team ... Rated as a four-star offensive tackle by ESPN and the 31st best player nationally ... Earned four-stars from both 247 Sports and Rivals ... Named the nation's No. 6 offensive tackle prospect and the second-best prospect in the state of Michigan ... Led his team to the Michigan High School Athletic Association Division I District Semifinals in 2020 ... Started at right guard as a freshman on Clarkston's state championship team ... Shifted to right tackle as a sophomore and then to left tackle as a junior and senior ... Twice named to the All-Oakland Activities Association Team ... Under Armour All-American ... Comes from a family of college athletes – his dad Matt played basketball at Cleveland State and his mom Stephanie played basketball at Towson State ... His brother Matt was an all-conference linebacker at Kent State and his sister Taylor played volleyball at Western Kentucky and Oakland University ... Coached by Kurt Richardson.



36
Nick Demas
 Running Back
 6-0 · 201 · Jr. · 2L
 Westfield, Ind. (Guerin Catholic HS)

Embodies the true meaning of a team player ... Does whatever he can to help the Tigers have success on Saturdays ... Fourth season with the Tigers in 2023 ... Joined the team as a walk-in in 2020 and made such an impact that he was awarded a scholarship for the 2021 season ... Has appeared in 20 games ... Rushed 5 times for 10 yards, all coming in 2022 ... 5 career tackles on special teams ... Majoring in biological engineering.

SOPHOMORE SASON (2022)

Appeared in 9 games, seeing action at running back in 3 contests and played on special teams in 9 games ... Logged 75 total plays – 12 on offense at running back and 63 on special teams ... Carried 5 times for 10 yards ... Had first career carry against Southern ... Finished that game with 3 yards on 2 rushes ... Rushed twice for 5 yards in win over UAB and once for 2 yards in Citrus Bowl victory over Purdue ... Recorded 2 tackles on special teams ... Tackles came vs. Southern and Purdue.

REDSHIRT FRESHMAN SEASON (2021)

Saw action in 11 games with most of his playing time coming on coverage unit on special teams ... Played a total of 108 special teams snaps with 55 coming on kickoff coverage .. Recorded three tackles, including one against Kansas State in the Texas Bowl ... Other tackles came against Arkansas (1) and Texas A&M (1).

TRUE FRESHMAN SEASON (2020)

Redshirted as a true freshman in 2020 ... Did not see any game action.

HIGH SCHOOL

Prepped at Guerin Catholic High School in Noblesville, Indiana... As a senior, played in 11 games at running back and defensive back... Carried the ball 11 times for 77 yards, averaging seven yards per touch... The longest run of his senior campaign came on a 33-yard gain... Finished the year with three receptions for 41 yards... Earned Overall Guerin Catholic Player of the Game three times with one recognition as the Defensive Guerin Catholic Player of the Game... On the other side of the ball,

he tallied 87 total tackles, 60 of them solo in his 11 appearances... Averaged 7.9 tackles per game as a senior ... Sacked the quarterback four times... Caused one fumble and blocked a field goal in his impressive senior season... Scored two touchdowns, one through the air and one on the ground... Competed on the track and field team as a participant in the shot put and discus

NICK DEMAS' CAREER RUSHING HIGHS

Carries: 2, 2x (Last: vs. UAB, 2022; First: vs. Southern, 2022)
 Yards: 5 vs. UAB, 2022
 TDs: 0
 Long: 5 vs. UAB, 2022

NICK DEMAS' CAREER RUSHING STATISTICS

YEAR	G-GS	Att.	Yards	TD	Long
2021	11-0	0	0	0	0
2022	9-0	5	10	0	5
TOTAL	20-0	5	10	0	5



31
Nathan Dibert
 Placekicker/Kickoff Specialist
 5-11 · 210 · So./1L
 Hartland, Mich. (Hartland High School)

- 2022 Freshman All-SEC (Coaches)
- 2022-23 First-Year SEC Academic Honor Roll

Made an immediate impact as a true freshman for the Tigers, serving as LSU's kickoff specialist for most of the year ... Took over kickoff duties against New Mexico in week 4 and never relinquished the role ... Backup to Damian Ramos on placekicks in 2022 ... Earned Freshman All-SEC honors as well as being named to the First-Year SEC Academic Honor Roll... Strong leg with pinpoint accuracy ... Outstanding range ... One of the nation's top prep kickers in 2021... Majoring in construction management.

TRUE FRESHMAN SEASON (2022)

Appeared in 11 games, handling kickoff duties for the Tigers ... Named to the Freshman All-SEC team by the league's coaches ... Made LSU debut in win over New Mexico in week 4 ... Had a total of 60 kickoffs with 38 going for touchbacks ... Averaged 63.8 yards on his kickoffs ... In bowl game win over Purdue, set career-highs for kickoffs (10), touchbacks (7) and yards (643) ... Kicked off 8 times against Florida and Ole Miss ... Had 6 touchbacks vs. Ole Miss and 5 vs. Florida ... 5 touchbacks vs. UAB and 4 vs. Georgia in SEC Championship Game.

HIGH SCHOOL

One of the best kickers in the Class of 2022 out of Hartland, Michigan... Left-footed ... Ranked the No. 6 kicker in the nation and No. 52 in Michigan per 247sports... The No. 2 kicker in the country according to Kohl's 2022 kicker rankings... Won Kohl's 2021 National Scholarship Camp kick-off charts.

NATHAN DIBERT'S CAREER HIGHS

Kickoffs: 10 vs. Purdue, 2023 Citrus Bowl
 Touchbacks: 7 vs. Purdue, 2023 Citrus Bowl
 Kickoff Yards: 643 vs. Purdue, 2023 Citrus Bowl

NATHAN DIBERT'S SPECIAL TEAMS STATISTICS

YEAR	G	Kickoffs	Yards	Avg.	Touchbacks	Out of Bounds
2022	11	60	3,825	63.8	38	3
Totals	11	60	3,825	63.8	38	3



3
Logan Diggs
 Running Back
 6-0 · 214 · Jr./Trf
 Boutte, La. (Archbishop Rummel/Notre Dame)

Transferred to LSU from Notre Dame in May and will join the Tigers for the 2023 season ... Versatile running back who will bring talent and experience to the position ... Rushed for over 1,000 yards and scored 7 TDs (4 rushing, 3 receiving) in his two years at Notre Dame ... Comes to LSU having appeared in 20 games, starting 8 times, with the Irish ... Played 2021 season for Brian Kelly ... Standout prep running back at Rummel.

SOPHOMORE SEASON (2022 at Notre Dame)

Appeared in 12 games, starting 8 times ... Rushed for 822 yards and 4 TDs on 165 carries ... Added 10 receptions for 211 yards and a pair of TDs ... Rushed for 100-yards in 3 games, including career-best 130 on 28 carries in 44-21 win over UNLV ... Had 114 yards on 17 carries in win over Clemson ... Rushed for 122 yards and a TD on 15 carries in win over Boston College ... Capped season with a pair of TDs (1 rushing, 1 receiving) in Notre Dame's 45-38 win over South Carolina in Gator Bowl ... Scored on a 75-yard reception in second quarter and on a 39-yard run in fourth quarter ... 90 rushing yards and a TD in win over South Carolina in Gator Bowl ...

TRUE FRESHMAN SEASON (2021 at Notre Dame)

Played in 8 games with no starts ... Rushed for 230 yards and 3 TDs on 52 carries ... Averaged 4.4 yards a carry ... Caught 6 passes for 56 yards and a scored ... Rushed for season-high 64 yards on 9 carries in win over Virginia ... Rushing TDs came against North Carolina, Navy and Georgia Tech ... Added a 20-yard receiving TD vs. Georgia Tech for his first multi-TD game of career ... Closed season with 29 rushing yards and caught career-high 4 passes for 21 yards against Oklahoma State in the Fiesta Bowl.

HIGH SCHOOL

Ranked as the No. 22 running back nationally for the class of 2021 and rated the 13th best player in Louisiana ... Helped Rummel to a 13-0 mark and the Division I state championship in 2019, rushing for 923 yards and seven touchdowns ... Caught 18 passes for 186 yards and 4 TDs in 2019 ... As a senior in 2020, Diggs ran for 646 yards and seven scores ... Added 18 receptions for 155 yards and 2 scores ... Also played baseball and competed in track and field ... Coached by Nick Monica.

LOGAN DIGGS' CAREER RUSHING HIGHS

Rush attempts: 28 vs. UNLV, 2022 (Notre Dame)
 Rushing yards: 130 vs. UNLV, 2022 (Notre Dame)
 Rushing TDs: 1, 7x (Last: vs. South Carolina, 2022 Gator Bowl)
 Longest Rush: 51 vs. Boston College, 2022

LOGAN DIGGS' CAREER RECEIVING HIGHS

Receptions: 4 vs. Oklahoma State, 2022 Fiesta Bowl
 Receiving yards: 81 vs. South Carolina, 2022 Gator Bowl
 Touchdowns: 1, 3x (Last: vs. South Carolina, 2022 Gator Bowl)
 Long reception: 75 vs. South Carolina, 2022 Gator Bowl

Logan Diggs' Career Rushing Statistics

YEAR	G-GS	Att.	Yards	TD	Long
2021 (Notre Dame)	8-0	105	334	3	34
2022 (Notre Dame)	12-8	165	822	4	51
TOTALS	20-8	270	1,156	7	51

LOGAN DIGGS' CAREER RECEIVING STATISTICS

YEAR	G	Att.	Yards	TD	Long
2021 (Notre Dame)	8	6	56	1	20
2022 (Notre Dame)	12	10	211	2	75 (TD)
TOTALS	20	16	267	3	75 (TD)



4
John Emery Jr.
 Running Back
 5-11 • 220 • Sr. • 3L
 St. Rose, La. (Destrehan High School)

Senior running back who is expected to be part of LSU's rotation at that position in 2023 ... One of the most talented and all-around gifted runners in the college football in 2023 ... Is an every-down back who can catch the ball out of the backfield and protect the quarterback on passing downs ... Explosive player with breakaway speed ... Won't get caught from behind ... Has the toughness to run between the tackles as well ... Excels when hitting the edge ... Played in 30 games (5 starts) in his LSU career with 941 rushing yards and 13 touchdowns ... Sat out the 2021 season ... Majoring in interdisciplinary studies.

SENIOR SEASON (2022)

Returned to action in 2022 after missing all of 2021 ... Appeared in 11 games with 2 starts (UAB and Georgia) ... Rushed for 375 yards and 6 TDs on 76 carries ... Caught 13 passes for 129 yards and 2 scores ... Set a career-high with 3 rushing TDs at Texas A&M ... Finished that contest with 9 carries for 55 yards ... Also caught 3 passes for 11 yards against the Aggies ... Scored what proved to be game-winning TD on a 20-yard run with 3:35 left in the contest in 21-17 victory over Auburn ... Hauled in a 39-yard pass from Jayden Daniels just before halftime that put the ball at the Auburn 1-yard line ... LSU scored a play later to pull to within 17-14 at halftime ... Had first career receiving TD on a 7-yard reception from Daniels in first quarter of win over Florida ... Against Alabama scored on a 30-yard TD reception from Daniels for the first points of the game, putting the Tigers up 7-0 at the 9:46 mark in second quarter ... Capped season with 6 carries for 47 yards and a TD in Citrus Bowl win over Purdue.

JUNIOR SEASON (2021)

Did not play in 2021.

SOPHOMORE SEASON (2020)

Appeared in nine games, starting three times ... Second on team in rushing with 378 yards and three TDs ... Led all running backs in receiving with 14 receptions for 73 yards ... Had one 100-yard game, that coming against Vanderbilt with 103 yards and a TD on 12 carries ... Rushed a career-best 18 times for 88 yards and a score in win over South Carolina ... Other touchdown came on a 54-yard run against Alabama ... Finished game against Crimson Tide with 79 yards on seven carries.

FRESHMAN SEASON

Played in 10 games with no starts ... Rushed for 188 yards and four TDs on 39 carries ... Caught six passes for 60 yards ... Longest run of season came on 39-yard TD run against Arkansas ... Rushed three times for seven yards, including a 6-yard TD, against Oklahoma ... Rushed for 42 yards on two carries against Arkansas ... Rushed for 51 yards on nine carries against Vanderbilt ... Scored TDs on runs of 6 yards vs. Vanderbilt and 4 yards vs. Northwestern State ... Carried eight times for 45 yards vs. Utah State.

HIGH SCHOOL

One of the nation's most sought-after high school running backs in the Class of 2019 ... The highest-rated running back to sign with LSU since Leonard Fournette in 2014 ... Considered one of the top-five running backs in the nation ... Rated a five-star prospect from Scout.com and 247sports ... Considered a top-three player in the state of Louisiana and the No. 2 running back nationally by 247sports ... A finalist

for the Touchdown Club of Atlanta's National Back of the Year ... Competed in the 2019 Under Armour All-America Game ... Team posted a 13-2 mark his senior year ... As a junior, piled up 1,029 all-purpose yards, scored nine touchdowns and averaged more than seven yards per carry in six games before suffering a season ending injury ... As a senior, rushed for 1,693 yards and 26 TDs in leading his team to the 5A state semifinals.

JOHN EMERY JR.'S CAREER RUSHING HIGHS

Rushing attempts: 18 vs. South Carolina, 2020
 Rushing yards: 103 at Vanderbilt, 2020
 Rushing TDs: 3 at Texas A&M, 2022
 Long rush: 54 vs. Alabama, 2020

JOHN EMERY JR.'S CAREER RECEIVING HIGHS

Receptions: 4 vs. Utah State, 2019
 Receiving yards: 39 at Auburn, 2022
 Receiving TDs: 1, 2x (Last: vs. Alabama, 2022; First: at Florida, 2022)
 Long reception: 39 at Auburn, 2022

JOHN EMERY JR.'S CAREER RUSHING STATISTICS

YEAR	G-GS	No.	Yards	TD	Long
2019	10-0	39	188	4	39 (TD)
2020	9-3	75	378	3	54 (TD)
2021	0-0	0	0	0	0
2022	11-2	76	375	6	32
TOTAL	30-5	190	941	13	54 (TD)

JOHN EMERY JR.'S CAREER RECEIVING STATISTICS

YEAR	Rec.	Yards	TD	Long
2019	6	60	0	17
2020	14	73	0	11
2021	0	0	0	0
2022	13	129	2	39
TOTAL	33	262	2	39



70
Miles Frazier
 Offensive Guard
 6-5 • 325 • Jr. • 1L
 Cherry Hill, N.J. (Milford Academy/Florida International)

• 2021 Freshman All-America (at Florida International)

Didn't disappoint in his first year at LSU after transferring from Florida International, becoming a force on the offensive in 2022 ... Started all 14 games up front and helped the Tigers set the school mark for rushing TDs with 39 ... Played a key role in Jayden Daniels becoming LSU's single-season record holder for rushing yards and TDs by a quarterback ... Starts came at left guard (10), right guard (3) and right tackle (1) ... Dominant all-around offensive lineman ... Has versatility and excels in both the run and pass game ... Played every offensive snap in LSU's first 7 SEC games ... Enters second season with the Tigers having played 1,596 offensive snaps during his collegiate career (822 at LSU, 774 at Florida International) ... Earned Freshman All-America honors in 2021 at Florida International ... Majoring in sport administration.

SOPHOMORE SEASON (2022 at LSU)

Started all 14 games on the offensive line ... Started 10 games at left guard, 3 at right guard (Mississippi State, New Mexico, and Tennessee) and 1 at right tackle (vs. Southern) and 4 at right guard ... Started at 3 different positions the first 3 weeks of the season - left guard vs. Florida State, right tackle vs. Southern and right guard vs. Mississippi State ... Played a total of 822 offensive snaps ... Played every offensive snap in LSU's first 7 SEC games ... Saw action on another 93 snaps on special teams ... Played season-high 79 offensive snaps in 3 games - at Auburn, Tennessee, and Ole Miss ... Played 75 snaps in win over Mississippi State in what was his first SEC game ... Played 71 snaps vs. Alabama, helping the Tigers rack up 185 rushing yards in overtime win over the Crimson Tide ... Played a key role in Jayden Daniels leading the nation in rushing yards by a quarterback with 885 ... Daniels also set the LSU quarterback record for rushing yards and rushing TDs (11) ... Whistled for only 1 penalty all season (at Texas A&M).

REDSHIRT FRESHMAN SEASON (2021 at Florida International)

Started 10 of 11 games in 2021 ... Earned Freshman All-America honors ... Played a total of 648 offensive snaps with a season-high 79 coming against Texas State.

TRUE FRESHMAN SEASON (2020 at Florida International)

Appeared in one game, starting against Western Kentucky ... In his one start, he helped running back D'Vonte Price rush for 100 yards against the Hilltoppers ... Played a total of 126 offensive snaps, including career-high 85 in season-finale against Western Kentucky (first career start).

HIGH SCHOOL

Rated as a three-star prospect by 247sports ... Played high school football at Milford Academy Prep ... Led an offensive line to a season-high 371 rushing yards against Delaware Valley in 2019.



22

Armoni Goodwin

Running Back
5-8 · 200 · Jr. · 2L
Birmingham, Ala. (Hewitt-Trussville HS)

Explosive runner who will be part of LSU's running back rotation in 2023 ... Development slowed due to injuries in each of his first two years ... Still a very elusive runner with tremendous upside ... Runner who makes defenders miss and is difficult to tackle ... Will be at full strength when the 2023 season starts ... Helps LSU in the passing game as well with great hands ... Has appeared in 13 games during his career with 3 starts, all coming in 2022 ... 322 career rushing yards and 5 TDs on 61 carries ... Majoring in interdisciplinary studies.

SOPHOMORE SEASON (2022)

Appeared in 7 games with 3 starts ... Starts came against Southern, Mississippi State and New Mexico – all wins ... Rushed 45 times for 267 yards and 5 TDs ... In first career start, had career-highs for carries (12), yards (85) and TDs (2) in win over Southern ... Followed that with 9 carries for 76 yards, including a 47-yard TD, in win over Mississippi State ... Rushed for 24 yards and a pair of TDs in win over New Mexico ... Missed next 3 games with an injury ... Returned to action vs. Ole Miss with 55 yards on 8 carries ... Rushed 2 times for 6 yards vs. Arkansas but suffered season-ending injury in that game.

TRUE FRESHMAN SEASON (2021)

Appeared in 6 games with no starts ... Rushed 16 times for 65 yards ... Caught a pair of passes for 5 yards ... Best outing came in collegiate debut, rushing for 23 yards on 2 carries ... Had a long run of 21 yards against the Cowboys ... Carried 4 times for 18 yards at Kentucky ... Had 3 carries for 11 yards in win over Mississippi State ... Receptions came against Mississippi State (2 yards) and Alabama (3 yards).

HIGH SCHOOL

four-star prospect by all of the recruiting services ... Considered the top running back in the state of Alabama and No. 4 nationally by Rivals ... The No. 4 player in the state of Alabama and No. 78 nationally according to 247 Sports ... Selected to the Alabama All-State Team by MaxPreps after rushing for nearly 1,800 yards and 18 touchdowns as a senior ... As a sophomore at Hewitt-Trussville, rushed for 1,458 yards and 15 TDs on his way to earning second team Alabama Class 7A All-State honors ... Rushed for 485 yards and 10 touchdowns on 52 carries as a junior before his season was cut short by injury ... Named to the Alabama-Mississippi All-Star Game ... Earned a spot on the Under Armour All-America Game ... Hewitt-Trussville coach Josh Floyd called Goodwin "the most explosive back I've ever coached" ... Also a member of the track and field team.

ARMONI GOODWIN'S CAREER RUSHING HIGHS

Rushing attempts: 12 vs. Southern, 2022
Rushing yards: 85 vs. Southern, 2022
Rushing TDs: 2, 2x (Last: vs. New Mexico, 2022; First: vs. Southern, 2022)
Long rush: 47 vs. Mississippi State, 2022

ARMONI GOODWIN'S CAREER RECEIVING HIGHS

Receptions: 1, 6x (Last: vs. Ole Miss, 2022; First: at Mississippi State, 2021)
Receiving yards: 14 vs. Mississippi State, 2022
Receiving TDs: 0
Long reception: 14 vs. Mississippi State, 2022

ARMONI GOODWIN'S CAREER RUSHING Statistics

YEAR	G-GS	No.	Yards	TD	Long
2021	6-0	16	65	0	21
2022	7-3	45	267	5	47 (TD)
TOTAL	13-3	61	322	5	47 (TD)

ARMONI GOODWIN'S CAREER Receiving Statistics

YEAR	Rec.	Yards	TD	Long
2021	2	5	0	3
2022	4	19	0	14
TOTAL	6	24	0	14



90

Jacobian Guillory

Defensive Tackle
6-2 · 320 · Jr. · 2L
Alexandria, La. (Alexandria High School)

Standout defensive tackle who has put himself in position for his best season as a Tiger in 2023 ... Enters third season at LSU ... Improves with each practice session and has continued to make his mark in the weight room as one of the strongest players on the team ... Has proven to be difficult to block with his low center of gravity and lower body strength ... A former two-time 5A state champion in the shot put in high school, once heaving it 55-feet, 5-inches ... A hard worker, he continues to work on flexibility and his technique ... Has 26 career appearances (2 starts) with 23 tackles, 2.0 tackles for loss and a half-sack ... Nickname is Tank ... Majoring in sport administration.

SOPHOMORE SEASON (2022)

Appeared in all 14 games with 2 starts ... Starts came against Mississippi State and Purdue in the Citrus Bowl ... Tied career-best with 3 tackles and a half-tackle for loss and a quarterback hurry against Purdue ... Had a pair of tackles in games against Tennessee, Ole Miss and Texas A&M.

REDSHIRT FRESHMAN SEASON (2021)

Part of LSU's defensive line rotation, seeing action in 11 games with no starts ... Recorded 9 tackles, 1.5 tackles for loss (-3) and a half-sack ... Closed year with 3 tackles and a tackle for a 1-yard loss against Kansas State in the Texas Bowl in what was the most extensive action of his career ... Had a pair of tackles in win over McNeese and 3 the following week in a victory over Central Michigan ... First career sack came in win over Central Michigan ... Other tackle came at Ole Miss.

TRUE FRESHMAN SEASON (2020)

Appeared in one game, seeing action against Alabama in Tiger Stadium ... Did not record any statistics.

HIGH SCHOOL

Played at Alexandria Senior High School in Alexandria, Louisiana... Competed in the 2020 Pro Football Hall of Fame World Bowl and the 2020 All-American Bowl... Three-sport standout in football, powerlifting and track and field... Two-time state champion as a powerlifter and is a state champion in the shot put... Rated a four-star defensive tackle by 247Sports, ESPN and Rivals... Rivals ranks him the fifth-best prospect in Louisiana and the ninth-best defensive tackle... 247Sports ranks him as the No. 6 overall prospect in the state... As a senior, recorded 76 tackles, 26 tackles for loss, seven sacks and two forced fumbles despite being double-teamed most of the time ... Tallied 38 tackles, including 10 solo in his freshman year... Helped his squad to the second round of the state playoffs in 2019 ... Has cleared 740 pounds in the squat, 370 pounds in the bench and 625 pounds in the deadlift.

JACOBIAN GUILLORY'S CAREER HIGHS

Tackles: 3, 2x (Last: vs. Purdue, 2023 Citrus Bowl; First: vs. Kansas State, 2022 Texas Bowl)
Tackles for loss: 1.0 vs. Kansas State, 2022 Texas Bowl
Sacks: 0.5 vs. Central Michigan, 2021

JACOBIAN GUILLORY'S CAREER STATISTICS

YEAR	G-GS	UT	AT	TT	TFL	Sacks	PBU	QBH	INT	FF	FR
2020	1-0	0	0	0	0-0	0-0	0	0	0	0	0
2021	11-0	2	7	9	1.5-4	0.5-3	0	0	0	0	0
2022	14-2	4	10	14	0.5-1	0-0	0	1	0	0	0
Total	26-2	6	17	23	2.0-5	0.5-3	0	1	0	0	0



10

Denver Harris

Cornerback
6-1 · 175 · So. · Trf.
Houston, Texas (Northshore HS/Texas A&M)

Transfer cornerback from Texas A&M ... One of the nation's top cornerback prospects for the Class of 2022 ... Former 5-star recruit from Northshore High School in Houston ... Appeared in 5 games as a true freshman in 2022 ... Signed with the Tigers in December of 2022.

TRUE FRESHMAN SEASON (2022 at Texas A&M)

Appeared in 5 games with no starts ... Collected 14 tackles and 3 pass breakups ... Saw action against Sam Houston State, Appalachian State, Arkansas, Mississippi State and Alabama ... Season-high 4 tackles and a pass breakup vs. Alabama ... Had 3 tackles vs. Mississippi State ... Named to The Athletics' midseason Freshman All-America team.

HIGH SCHOOL

Rated as a 5-star recruit by Rivals and a 4-star prospect by 247 Sports and ESPN ... 2022 Under Armour All-American ... As a senior, led team to Texas State 6A D-I Championship in 2021 after reaching the semifinals in 2020 against Duncanville ... In 2020, was named First Team MaxPreps Junior All-American and District 21-6A Defensive Player of the Year ... As a sophomore, was named Texas 21-6A first team all-district at cornerback and helped North Shore to a 15-1 record and second consecutive Texas 6A D-I state championship ... Coached by Jon Kay at North Shore High School.

DENVER HARRIS' CAREER HIGHS (at Texas A&M)

Tackles: 4 at Alabama, 2022
Interceptions: 0
Passes Defended: 2 at Mississippi State, 2022

DENVER HARRIS' CAREER STATS (at Texas A&M)

YEAR	G-GS	UT	AT	TT	TFL	Sacks	PBU	QBH	INT	FF	FR
2022	5-0	10	4	14	0	0	3	0	0	0	0
Totals	5-0	10	4	14	0	0	3	0	0	0	0



53
Lance Heard
 Offensive Line
 6-6 · 308 · Fr. · HS
 Monroe, La. (Neville)

HIGH SCHOOL
 The top-rated player in LSU's Class of 2023 with 5-stars from On3 and 247Sports.com ... Ranked as Louisiana's No. 2 overall prospect in the On3 Composite ... Listed in the On3 Composite as the nation's No. 4 player at his position ... Played opposite of current LSU starting left tackle Will Campbell on Neville's 2021 team ... First team Class 4A All-State in both 2021 and 2022 ... Played both sides of the ball in high school ... Played two years at Neville after transferring from Bastrop High School, earning first team all-district honors as a defensive lineman ... Caught at TD pass in the Army All-American Game in December of 2022.



95
Tygee Hill
 Defensive Tackle
 6-2 · 285 · Fr./RS
 New Orleans, La. (Edna Karr High School)

Young prospect who lends depth to the defensive line ... Redshirted as a true freshman in 2022 after appearing in 3 games ... Difficult to block and good and stopping the run ... Majoring in textiles/apparel and merchandising.

TRUE FRESHMAN SEASON (2022)
 Appeared in 3 games, all in a backup role ... Made LSU debut in win over Southern ... Had first career tackle in November win over UAB ... Also played against Purdue in the Citrus Bowl.

HIGH SCHOOL
 Dominant defensive lineman from Edna Karr Secondary School in New Orleans, La. ... Ranked as the No. 16 prospect in the state by 247Sports for the class of 2022 ... Ranked as the nation's 24th-best defensive tackle prospect by Rivals ... Started as a freshman for undefeated, 4A state champion Edna Karr ... Helped Edna Karr to its fourth consecutive Louisiana 4A state championship in 2019.

TYGEE HILL'S CAREER HIGHS
 Tackles: 1 vs. UAB, 2022
 Tackles for loss: 0
 Sacks: 0

TYGEE HILL'S CAREER STATISTICS

YEAR	G-GS	UT	AT	TT	TFL	Sacks	PBU	QBH	INT	FF	FR
2022	3-0	1	0	1	0-0	0-0	0	0	0	0	0
Totals	3-0	1	0	1	0-0	0-0	0	0	0	0	0



17
Chris Hilton Jr.
 Wide Receiver
 6-0 · 183 · So · 1L
 Zachary, La. (Zachary HS)

One of the most talented all-around athletes on the LSU football team ... One of the fastest players in college football ... Expected to be a key contributor in the passing game in 2023 after having a couple of impressive outings in 2022 ... Missed most of his redshirt freshman season (2022) with an injury ... Back at full strength in the spring and took more steps towards being a player the Tigers can look to for big plays in 2023 ... Joined the Tigers after a stellar high school career in both football and track and field at Zachary High School ... Player with outstanding speed and jumping ability ... Possesses great hands along with being a good route runner ... Tremendous knowledge of the game ... 8 career appearances with 2 starts ... 9 career receptions for 190 yards and a TD ... Hauled in an 81-yard TD pass as time expired against Kansas State in the 2022 Texas Bowl ... Joined 10 of his teammates for LSU's Study Abroad program in May of 2023 that saw the group travel to Senegal for a 10-day trip ... Majoring in sport administration.

REDSHIRT FRESHMAN SEASON (2022)
 Appeared in 4 games with 1 starts ... Start came against Mississippi State ... Caught career-best 5 passes for 47 yards in home-opener vs. Southern ... Had 2 catches for 62 yards, including a 51-yard reception, in win over New Mexico ... Missed final 10 games of the season.

TRUE FRESHMAN SEASON (2021)
 Played in 4 games with 1 start ... First career start came in win over Louisiana-Monroe ... Made collegiate debut at UCLA ... Slowed by an nagging injury for much of the season ... Returned to action for the Louisiana-Monroe game in late November and appeared in LSU's final 3 games ... Caught for collegiate pass against ULM for no gain ... Had 81-yard TD reception from Jontre Kirklın as time expired against Kansas State in the Texas Bowl ... Finished season with 2 receptions for 81 yards and a TD ... Added 1 tackle on special teams.

HIGH SCHOOL
 Two-sport standout at Zachary High School, excelling in both football and track and field ... Four-stars from 247 Sports, Rivals and ESPN ... Listed as the No. 4 overall prospect in Louisiana and No. 54 nationally by 247 Sports ... As a junior in 2019, hauled in 43 passes for 846 yards and 11 TDs ... As a sophomore, caught a screen pass and raced 80 yards for the game-winning touchdown in Zachary's 5A state title win in 2018 over West Monroe ... Named to the Sports Illustrated All-American 250 ... Participated in track and field in high school competing in sprints and high jump ... One of the nation's top prep high jumpers ... Won the 5A Louisiana Outdoor state title for the third time as a senior with a jump of 6-07.50 ... Also claimed the 2021 5A state title outdoors in the 400-meters with a time of 47.50 ... As a senior, recorded a season-best jump of 7-0 7/8 ... As a senior indoors, he claimed 5A state titles in both the 400-meters and high jump ... Won the Louisiana indoor state championship in the high jump as a sophomore and the 5A state championship in the same event as a freshman ... Coached by David Brewerton.

CHRIS HILTON'S CAREER HIGHS
 Receptions: 5 vs. Southern, 2022
 Receiving Yards: 81 vs. Kansas State, 2022 Texas Bowl
 Receiving TDs: 1 vs. Kansas State, 2022 Texas Bowl
 Longest Reception: 81 vs. Kansas State, 2022 Texas Bowl

CHRIS HILTON'S CAREER RECEIVING STATISTICS

YEAR	G-GS	REC.	YDS.	TD	LONG
2021	4-1	2	81	1	81 (TD)
2022	4-1	7	109	0	51
TOTAL	8-2	9	190	1	81 (TD)



25
Trey Holly
 Running Back
 5-7 · 191 · Fr. · HS
 Farmerville, La. (Union Parish)

Enrolled at LSU in January and took part in spring drills ... Joined the Tigers after setting the all-time Louisiana high school rushing record at Union Parish with 10,523 yards ... Rushed for 26 yards in spring game and caught a 15-yard TD pass from Jayden Daniels ... Majoring in sports administration.

HIGH SCHOOL
 One of the most accomplished running backs in Louisiana high school history ... Five-year starter at running back at Union Parish High School in Farmerville ... Broke the state's all-time rushing record (all divisions) with 10,523 yards during his high school career ... Shattered the previous mark of 8,704 previously set by Nick Brossette, who is now a member of the LSU football support staff ... Scored 160 touchdowns during his prep career, 146 on the ground ... Capped prep career with 2,694 yards and 38 touchdowns in leading Union Parish to the LSHAA Division III State Championship game as a senior in 2022 ... In first year of high school football, rushed for 849 yards and 10 TDs as an eighth-grader ... Followed that with 1,638 yards and 10 TDs as a freshman and 2,709 yards and 44 scores as a sophomore ... As a junior, rushed for 2,633 yards and 33 touchdowns ... Had 51 100-plus yard rushing games during his prep career, including 13 of 14 games in 2022, all 14 in 2021 and all 12 in 2020 ... Finished career with 159.4 rushing yards per game ... Selected by the LSWA as the Class 3A Most Outstanding Player and first team 3A All-State as a junior in 2021 ... Rated with four-stars by On3 with a consensus ranking of No. 15 nationally at running back and No. 14 overall in the state of Louisiana ... Listed as high as the nation's No. 4 running back by Rivals.com.



11
Jaxon Howard
 Linebacker
 6-4 · 240 · Fr. · HS
 Crystal, Minn. (Robbinsdale Cooper)

Graduated from high school early and enrolled at LSU in January ... Took part in spring drills ... Will play the JACK linebacker for the Tigers ... Dad was an All-Pac 10 defensive lineman and played in the NFL ... Majoring in management.

HIGH SCHOOL
 The No. 1 rated player in the state of Minnesota for the Class of 2023 ... One of the nation's top edge rushers in this year's class ... Played linebacker in 2022 ... Rated with 4-stars in the On3 Composite ... Rated as high as No. 9 at his position nationally by Rivals.com ... Recorded 103 tackles as a senior ... Also played tight end ... Coached in high school by his dad, Willie Howard ... Dad played football at Stanford, earning All-Pac 10 honors as well as being named the top defensive lineman in the league in 1999 ... He was selected with the 57th pick in the 2001 NFL Draft by the Minnesota Vikings ... Played one season in the NFL after career was cut short due to an injury.



29

Jeremiah Hughes

Cornerback
6-0 · 176 · Fr. · HS
North Las Vegas, Nev. (Bishop Gorman)

Early enrollee for the Tigers ... Took part in spring practice ... Standout on both sides of the ball in high school ... Will play cornerback at LSU ... Majoring in sports administration.

HIGH SCHOOL

Standout cornerback who made the move from wide receiver to the defensive side of the ball as a junior ... A 3-star prospect who is ranked among the top 5 prep players in the state of Nevada for the Class of 2023 ... Helped Bishop Gorman to the 2022 Nevada Class 5A state title with a 70-6 win over Bishop Manogue in championship game, its second straight title and 13th in the past 15 years for the school ... Team was ranked as high as No. 5 in the nation by MaxPreps ... Bishop Gorman went 12-1 and won the Nevada Class 5A state title in 2021 ... Recorded 13 tackles in 2021 followed by 21 tackles, 7 interceptions and 3 pass breakups in 2022 ... Born in Arkansas.



24

Landon Ibieta

Wide Receiver
5-11 · 192 · Fr./RS
Mandeville, La. (Mandeville High School)

Outstanding all-around athlete who will compete for playing time at wide receiver for the Tigers in 2023 ... An injury during training camp slowed his progress as a true freshman ... Tremendous body control and excels in route running ... Great hands ... Has attended LSU football games since the age of 4, growing up a fan of the Tigers ... Appeared in 1 game in 2022, seeing action in the Citrus Bowl win over Purdue ... Majoring in kinesiology.

TRUE FRESHMAN SEASON (2022)

Appeared in 1 game, seeing action against Purdue in the Citrus Bowl ... Caught 2 passes for 15 yards in the win.

HIGH SCHOOL

Dynamic wide receiver from Mandeville High School ... One of the top receivers in Louisiana for the Class of 2022 ... Rated three-stars by 247sports, ESPN, and Rivals... Ranked the No. 31 wide receiver in Louisiana and No. 102 in the country by 247sports... Ranked the No. 22 in his position state-wide and No. 86 by Rivals... Helped Mandeville to an 8-2 record and a Louisiana 5A state quarterfinal appearance... As a junior, caught 34 passes for 729 yards and 11 TDs despite missing several games ... Opened junior season by catching TD passes of 69, 65 and 37 yards in a win over Hannan in 2020 ... Returned punts 76 and 79 yards for TDs in 2021 ... Also played basketball for Mandeville.

LANDON IBIETA'S CAREER HIGHS

Receptions: 2 vs. Purdue, 2023 Citrus Bowl
Receiving Yards: 15 vs. Purdue, 2023 Citrus Bowl
Receiving TDs: 0
Longest Reception: 10 vs. Purdue, 2023 Citrus Bowl

LANDON IBIETA'S CAREER RECEIVING STATISTICS

YEAR	G-GS	REC.	YDS.	TD	LONG
2022	1-0	2	15	0	10
TOTAL	1-0	2	15	0	10



28

Kaleb Jackson

Running Back
5-11 · 222 · Fr. · HS
Baton Rouge, La. (Liberty Magnet)

HIGH SCHOOL

Standout running back at Liberty Magnet in Baton Rouge ... Louisiana's top-rated running back for the Class of 2023 ... Saw limited action as a senior in 2022 due to injury suffered in season-opener ... Had breakout season in 2021, rushing for 2,031 yards and 29 touchdowns ... Averaged 14.7 yards per carry ... In 2021, ran for over 100 yards in all 11 games he appeared in ... Averaged 184.6 yards rushing per game ... Added 21 receptions for 394 yards and 4 TDs ... Invited to participate in U.S. Army Bowl ... Placed fourth in the Class 4A 100-meter dash at the LHSAA outdoor track meet with a time of 10.89.



23

Kylin Jackson

Safety
6-2 · 196 · Fr. · HS
Clinton, La. (Zachary)

HIGH SCHOOL

All-around outstanding athlete at Zachary High School and one of the nation's top safeties ... Rated with 4-stars in the On3 Composite ... Listed as the nation's No. 11 prospect at his position and the ninth-best prospect in Louisiana according to the On3 Composite ... Ranked as high as No. 143 overall nationally, and No. 9 at his position by Rivals.com ... Had a pair of interceptions as a senior in 2022 ... Named Most Outstanding Defensive Player in the Baton Rouge Advocate All-Metro Team for Class 5A and 4A in 2022 ... As a senior, recorded 72 tackles, 5 tackles for loss, 3 forced fumbles, 2 blocked kicks and an interception ... LSWA first team 5A All-State in 2021 and named to Baton Rouge Advocate Upper All-Metro Team ... Capped junior season with 74 tackles, 11 pass breakups, an interception and fumble recovery ... Helped lead Zachary to a 15-0 mark and the Louisiana Division I state title in 2021 ... Blocked 2 kicks in Class 5A state title game in 2021 ... Followed that with a 10-3 overall record and an appearance in the Division I semifinals in 2022 ... Three-year starter at Zachary after beginning his prep career at East Feliciana, where he started as a freshman.



99

Jordan Jefferson

Defensive Tackle
6-3 · 305 · Sr. · Trf.
Navarre, Fla. (Navarre HS/West Virginia)

Transfer from West Virginia ... Appeared in 42 games with 17 starts at nose tackle during his four years with the Mountaineers ... Two-time member of the Academic All-Big 12 Team (2021 and 2022) ... Started all 12 games at defensive tackle in 2022 and led the team in tackles for loss with 9.5 ... Played high school football at Navarre High School in Navarre, Florida ... His dad AJ Jefferson played college football at Alcorn State.

JUNIOR SEASON (2022 at West Virginia)

Started all 12 games at nose tackle for West Virginia in 2022 ... Recorded 31 tackles, 9.5 tackles for loss (-28) and 3.0 sacks (-17) ... Had a sack against Towson, Iowa State and Kansas State ... Registered 5 tackles, including a career-high 2.5 tackles for loss and a sack, against Kansas State ... Posted 3 tackles, including a TFL, and a career-high 2 pass breakups against TCU ... Tallied 5 tackles and assisted on a TFL at Texas ... 4-tackle outing at Virginia Tech included a tackle for loss ... Finished with 2 tackles for loss, including a sack, and a pass breakup against Towson ... Earned Academic All-Big 12 honors for the second straight year.

SOPHOMORE SEASON (2021 at West Virginia)

Appeared in 13 games with 4 starts ... Recorded 17 tackles, 4.0 tackles for loss (-9) and a half-sack ... Earned Academic All-Big 12 honors ... Had season-best 4 tackles, including two for losses, vs. Kansas State ... Had a tackle for loss vs. Baylor and a pass breakup vs. TCU ... Half-sack came against Virginia Tech.

REDSHIRT FRESHMAN SEASON (2020 at West Virginia)

Played in 6 games with no starts ... Had 1 tackle vs. TCU ... Played a total of 40 snaps, including season-high of 15 vs. Eastern Kentucky.

TRUE FRESHMAN SEASON (2019 at West Virginia)

Appeared in 11 games with 1 start as a true freshman ... Played a season-high 36 snaps against Iowa State ... Finished season with 5 tackles, a tackle for loss and a pass breakup ... Had solo tackles against Kansas, Texas and Iowa State.

HIGH SCHOOL

Standout defensive lineman at Navarre High School ... 2018 Pensacola News Journal All-Area First Team Defensive Line ... Played in 13 games as a senior and finished with 60 tackles, including 42 solo stops, five sacks and 22 tackles for loss ... Also forced a fumble, had a fumble recovery and blocked two field goals ... Helped lead Navarre High to an 11-2 record and an appearance in the Florida High School Athletic Association (FHSAA) Class 6A District 2 Championship and advance to the Region 1 Finals (state quarterfinals) ... Selected to the North roster of the 2018 Florida Athletic Coaches Association All-Star Game ... Finished his career at Navarre playing in 27 games and finishing with 115 tackles, including 68 solo, 11 sacks, 35 tackles for loss, 26 quarterback hurries, three forced fumbles, one fumble recovery and two blocked field goals ... Earned state championship honors in wrestling ... Coached by Jay Walls at Navarre High.

JORDAN JEFFERSON'S CAREER HIGHS (at West Virginia)

Tackles: 5, 2x (Last: vs. Kansas State, 2022)
Tackles for Loss: 2.5 vs. Kansas State, 2022
Sacks: 1, 3x (Last: vs. Kansas State, 2022)

JORDAN JEFFERSON'S CAREER STATS (at West Virginia)

YEAR	G-GS	UT	AT	TT	TFL	Sacks	PBU	QBH	INT	FF	FR
2019	11-1	3	2	5	1.0-1	0	1	0	0	0	0
2020	6-0	0	1	1	0	0	0	0	0	0	0
2021	13-4	7	10	17	4.0-9	0.5-3	1	0	0	0	0
2022	12-12	13	18	31	9.5-28	3.0-17	5	0	0	0	0
Totals	42-17	23	31	54	14.5-38	3.5-20	7	0	0	0	0



12

JK Johnson

Cornerback
6-0 · 179 · So. · Trf.
St. Louis, Mo.
De Smet High School (Ohio State)

Ohio State transfer who joined the Tigers in January of 2023 ... Appeared in 15 games with 5 starts in 2 years with the Buckeyes ... Tallied 22 tackles, including 20 as a redshirt freshman in 2022 ... Coached in high school by LSU cornerbacks coach Robert Steeples ... Name is Jakailin Johnson but goes by JK.

REDSHIRT FRESHMAN SEASON (2022 at Ohio State)

Appeared in 13 games, starting 5 times at cornerback ... Starts came against Wisconsin, Rutgers, Iowa, Penn State, and Northwestern ... Recorded 20 tackles of them being solo ... Had career-best 5 tackles in win over Northwestern ... Had 4 tackles in September win over Wisconsin.

TRUE FRESHMAN SEASON (2021 at Ohio State)

Made 2 appearances with no starts ... Saw action against Minnesota and Akron ... Had 1 tackle in each of those games ... Redshirted after a shoulder injury sidelined him for most of the season.

HIGH SCHOOL

Standout defensive back for De Smet High School in St. Louis ... Rated with 4-stars by every major recruiting organization ... Ranked the No. 1 player in the St. Louis Post Dispatch Super 30 preseason countdown and the consensus top-ranked player in the state of Missouri for the Class of 2021 ... Ranked Top 50 nationally ... Had breakout season as a junior in 2020, recording 42 tackles and 7 interceptions, including a pair in the 6A state title game against Joplin ... Had 27 tackles and 2 interceptions as a sophomore ... Also competed in the 200 meters and the 4x100 and 4x200 relay in track ... Coached in high school by current LSU cornerbacks coach Robert Steeples.

JK JOHNSON'S CAREER HIGHS (at Ohio State)

Tackles: 5 vs. Northwestern, 2022
 Tackles for loss: 0
 Interceptions: 0

JK JOHNSON'S CAREER STATISTICS (at Ohio State)

YEAR	G-GS	UT	AT	TT	TFL	Sacks	PBU	QBH	INT	FF	FR
2021	2	2	0	2	0	0	0	0	0	0	0
2022	13	16	4	20	0	0	0	0	0	0	0
Total	15	18	4	22	0	0	0	0	0	0	0



50

Emery Jones

Offensive Line
6-6 · 325 · Fr./HS
Baton Rouge, La. (Catholic High School)

- 2022 True Freshman All-America (ESPN)
- 2022 Third Team Freshman All-America (College Football News)
- 2022 Freshman All-SEC (Coaches)

Baton Rouge product who wasted little time in breaking into the starting lineup for the Tigers as a true freshman in 2022 ... Played in all 14 games, starting 12 times at right tackle ... Named Freshman All-SEC and earned True Freshman All-America honors from ESPN and third team Freshman All-America distinction from College Football News ... Made first collegiate start in week 3 win over Mississippi State and never relinquished the role ... Saw action on 886 offensive snaps and another 89 on special teams protection unit ... Played every offensive snap in LSU's 9 games against SEC foes, which included 75 plays against Georgia in SEC Championship Game ... Another young offensive lineup for the Tigers with a bright future ... One of the most dominant offensive linemen nationally for the Class of 2022 ... Powerful in every aspect of the game with the ability to move defenders against their will ... Has great footwork ... Standout on the basketball court in high school ... Versatile and athletic and has the ability to play any position on the line of scrimmage ... Showed athletic ability when he made an open field tackle on Mississippi State punt return ... Took part in LSU's Study Abroad program in May of 2023 when he traveled to Senegal for 10 days with 10 of his teammates ... Majoring in interdisciplinary studies.

TRUE FRESHMAN SEASON (2022)

Teamed with fellow true freshman Will Campbell (left tackle) as the bookends on the offensive line for the Tigers ... The duo combined to start 11 games together and the Tigers were 9-2 in those contests ... It also marked the first time in LSU history true freshmen served as the primary starters at left and right tackle ... Played in 14 games with 12 starts ... Played 886 offensive snaps and another 89 on special teams ... In first career start, played all 75 offensive snaps in win over Mississippi State ... Season-highs of 79 snaps in back-to-back games against Auburn and Tennessee and then again in win over Ole Miss ... Played 71 snaps in overtime win over Alabama, helping the Tigers to 185 rushing yards and 2 TDs – the most yards on the ground against the Crimson Tide in 2022 ... Freshman All-SEC, True Freshman All-America by ESPN and third team Freshman All-America by College Football News.

HIGH SCHOOL

Another outstanding offensive line prospect from the state of Louisiana for the Class of 2022 ... Prepped at Catholic High School in Baton Rouge where he helped his team to back-to-back Division I state titles in 2020 and 2021 ... Cornerstone of a dominant Catholic offense that produced a 12-1 season in 2021 ... Twice named 5A first team All-State in 2020 and 2021 ... First team all-district in 2020 and 2021 ... In his four years at Catholic, team went a combined 44-7 and played in the Division I state title game four times ... Invited to play in the Under Armour All-American Game... Ranked No. 226 in ESPN's Top 300 list... Four-star prospect and ranked as the No. 12 player in the state of Louisiana by 247Sports... Also played basketball at Catholic ... Coached in high school by David Simoneaux Jr.



35

Sai'vion Jones

Defensive End
6-6 · 268 · Jr. · 2L
Vacherie, La. (St. James)

Has positioned himself to be the next great LSU defensive end ... Has only scratched the surface of his potential as a player ... One of LSU's most productive defenders a year ago with 6.0 tackles for loss and 4.5 sacks ... Has the frame of an elite defensive end, standing 6-feet-6 and weighing 268 pounds ... Lengthy wingspan giving him the ability to bat down passes at the line of scrimmage ... Explodes off the ball with a quick first step ... 3-sport standout at St. James High School (football, basketball and track and field) ... Has made 25 career appearances with 3 starts ... 26 career tackles with 6.0 tackles for loss and 4.5 sacks ... Majoring in sports administration.

SOPHOMORE SEASON (2022)

Played in all 14 games with 3 starts ... Starts came against Southern, New Mexico and Purdue in the Citrus Bowl ... Had a tackle for loss in 6 games and sacks in 4 contests ... Set career-best with 6 tackles in home-opener vs. Southern ... Followed that with a sack for an 8-yard loss in win over Mississippi State ... Sack against Mississippi State came on 3-and-10 and forced a punt ... Had sack for 7-yard loss in third quarter at Arkansas ... Other sacks came against UAB and Purdue ... Forced a fumble vs. Mississippi State.

TRUE FRESHMAN SEASON (2021)

Appeared in 11 games with no starts ... Capped season with 3 tackles and a quarterback hurry ... Had 1 tackle in games against Central Michigan, Arkansas and Louisiana-Monroe.

HIGH SCHOOL

Named the Baton Rouge Advocate's Outstanding Defensive Player for 3A and below in 2020 after recording 75 tackles, 20 tackles for loss, 10 sacks and 23 quarterback hurries ... Class 3A MVP and first team all-state ... Listed as a four-star player by 247 Sports and rated as the No. 5 player in Louisiana ... Listed as a three-star prospect by ESPN and rated as the nation's No. 55 defensive end and the 13th best overall player in the state of Louisiana ... As a junior, led his team to the 3A state title, the school's first since 1979 ... Recorded 103 tackles, 13 tackles for loss, 13 sacks and 25 quarterback hurries as a junior ... Earned Class 3A MVP honors after leading his team to a 15-0 overall mark ... Standout in basketball and track and field in high school ... Earned all-district honors in basketball ... Threw the shot put and javelin and also participated in the high jump at St. James ... Coached by Robert Valdez.

SAIVION JONES' CAREER HIGHS

Tackles: 6 vs. Southern, 2022
 Tackles for Loss: 1.0, 5x (Last: vs. Purdue, 2023 Citrus Bowl; First: vs. Mississippi State, 2022)
 Sacks: 1.0, 4x (Last: vs. Purdue, 2023 Citrus Bowl; First: vs. Mississippi State, 2022)

SAIVION JONES' CAREER STATISTICS

YEAR	G-GS	UT	AT	TT	TFL	Sacks	PBU	QBH	INT	FF	FR
2021	11-0	1	2	3	0	0	0	1	0	0	0
2022	14-3	11	12	23	6.0-29	4.5-27	1	1	0	1	0
Total	25-3	12	14	26	6.0-29	4.5-27	0	2	0	1	0



2

Kyren Lacy

Wide Receiver
6-2 · 212 · Sr./1L
Thibodaux, La. (Thibodaux High School/Louisiana-Lafayette)

• 2022 SEC Academic Honor Roll

Part of LSU's elite wide receiver group ... Coming off an outstanding spring and has positioned himself to be one of LSU's go-to receivers in the fall ... In second season with the Tigers after transferring from Louisiana-Lafayette in the spring of 2022 ... Goes into senior season having played in 39 games during his career, starting 9 times ... 74 career receptions for 936 yards and 10 touchdowns ... Native of Thibodaux, Louisiana ... Majoring in sports administration ... Member of the 2022 SEC Academic Honor Roll.

JUNIOR SEASON (2022 at LSU)

Played in all 14 games with 2 starts in first year at LSU ... Starts came against Texas A&M and Purdue in the Citrus Bowl ... Finished year with 24 receptions for 268 yards ... Caught at least one pass in 11 games ... Season-high of 4 receptions vs. New Mexico and Tennessee ... Tied career-best with 57

yards on a pair of catches vs. Purdue in the Citrus Bowl ... Had a 45-yard reception vs. Purdue for longest catch of season ... Caught 3 passes for 43 yards vs. Georgia in SEC Championship Game.

SOPHOMORE SEASON (2021 at Louisiana-Lafayette)

Played in all 13 games helping the Cajuns to a 13-1 mark and the Sun Belt Conference title ... Started six games ... Ranked fourth on team with 22 receptions for 304 yards ... Led team with 6 TD receptions ... Caught TD passes against Troy, ULM, Liberty, Appalachian State, Texas and Marshall ... Caught one pass for a 9-yard TD in bowl win over Marshall ... Had season-best three receptions on four occasions (vs. Texas, 40 yards; vs. Nicholls, 27 yards, vs. Georgia Southern, 40 yards, and vs. Texas State, 18 yards) ... Caught a TD pass in four of ULL's final five games, including three straight in wins over Troy, Liberty and ULM.

FRESHMAN SEASON (2020 at Louisiana-Lafayette)

Played in 11 games ... Led the Cajuns in receiving with 28 receptions for 364 yards and 4 touchdowns ... His four scores were tied for the most on the team and the 12th most in the Sun Belt... Was one of only 21 receivers in the Sun Belt Conference with 20 receptions and 300 yards ... Caught three passes for a career-best 57 yards and his first touchdown at Georgia State...That game sparked an eight-game streak where he recorded at least two receptions ... Added touchdown receptions against Texas State and ULM...Against the Warhawks, he caught a career-high five passes for 48 yards...Finished the year with four catches for 38 yards and his fourth touchdown against UTSA in the SERVPRO First Responder Bowl.

HIGH SCHOOL

Listed as the No. 8 receiver in the state of Louisiana by 247Sports ...Had an incredible senior season, tallying 54 receptions for 864 yards along with 18 touchdowns...Earned a First Team All-District nod in 2019...Was a highly regarded high school basketball player who won the 5A State Championship.

KYREN LACY'S CAREER HIGHS

Receptions: 5 at ULM, 2020 (at ULL)
Receiving Yards: 57, 2x (Last: vs. Purdue, 2023 Citrus Bowl) (at LSU)
Receiving TDs: 1, 10x (Last: vs. Marshall, 2021) (at ULL)
Long Reception: 55 vs. Appalachian State, 2021 (at ULL)

KYREN LACY'S CAREER STATISTICS

YEAR	G-GS	REC.	YDS.	TD	LONG
2020 (ULL)	11-1	28	364	4	36
2021 (ULL)	14-6	22	304	6	55
2022 (LSU)	14-2	24	268	0	45
TOTAL	39-9	74	936	10	55



19

Matthew Langlois

Safety
6-0 · 205 · Jr. · 1L
New Roads, La. (Catholic of Pointe Coupee)

Enters third season with the Tigers in 2023 ... Missed most of 2022 season with an injury ... Local product who signed with the Tigers in 2021 after starring in both football and track at Catholic of Pointe Coupee High School in New Roads ... A rangy safety who can make plays all over the field ... State champion sprinter in high school ... Saw action in the secondary and on coverage units on special teams as a true freshman in 2021 ... Has appeared in 10 games with no starts in his two years with the Tigers ... Majoring in sports administration.

SOPHOMORE SEASON (2022)

Appeared in 1 game before suffering season-ending injury ... Action came in home-opener vs. Southern.

TRUE FRESHMAN SEASON (2021)

Played in 9 games with no starts ... Saw bulk of his action on LSU's special teams coverage units ... Did not record any statistics ... Made his collegiate debut in win over Mississippi State.

HIGH SCHOOL

Extremely athletic defensive back that starred on both sides of the ball for Catholic of Pointe Coupee ... Listed as the nation's No. 30 ranked safety and the 15th best prospect in Louisiana by 247 Sports ... A three-star prospect by both 247 Sports and Rivals ... Clocking at 4.4 in the 40 ... As a senior scored 24 total touchdowns, rushed for 1,035 yards to go along with 75 tackles and 400 return yards ... Named to the Baton Rouge Advocate Metro Team ... Led his team to an appearance in the Louisiana Division IV state title game in 2019 ... Named the WAFB Sportsline Player of the Week in 2019 for semifinal game performance against Southern Lab... Tallied 1,343 rushing yards and 27 touchdowns in 2019... Had 68 tackles, 12 passes break ups, and four sacks on the defensive side of the ball in 2019 ... Showcased his all-around abilities in a game in 2020 against Sacred Heart of Ville Platte when he rushed for 192 yards and three TDs on 10 carries and added 16 tackles on defense to go along with a 65-yard interception return for a score ... Swept the Louisiana Class 1A state title in the 10 and 200-meter dashes in May of 2021 ... Ran a 10.79 in 100 meter race and clocked a 22.33 in the 200 despite slipping out of the blocks ... Coached by David Simoneaux.

MATTHEW LANGLOIS' CAREER STATISTICS

YEAR	G-GS	UT	AT	TT	TFL	Sacks	PBU	QBH	INT	FF	FR
2021	9-0	0	0	0	0	0	0	0	0	0	0
2022	1-0	0	0	0	0	0	0	0	0	0	0
Total	10-0	0	0	0	0	0	0	0	0	0	0



81

Bryce Langston

Defensive Line
6-3 · 290 · So. · Sqd.
Ocala, Fla. (Vanguard HS)

Enters third season with the Tigers ... Continues his development as a defensive lineman ... Has seen action in 3 games during his 2 years with the Tigers ... Majoring in sports administration.

REDSHIRT FRESHMAN SEASON (2022)

Appeared in 2 games ... Saw action in wins over Southern and New Mexico ... Recorded his first career tackle vs. Southern as he was credited for a half-sack in win over the Jaguars.

TRUE FRESHMAN SEASON (2021)

Redshirted as a true freshman ... Played in 1 game, seeing action against Central Michigan ... Did not record any statistics.

HIGH SCHOOL

A four-star recruit by all of the recruiting websites out of Florida... The 247Sports Composite Rankings has him listed as the No. 12 strong-side defensive end... Listed as the No. 63 player in the country on the ESPN 300 list... Playing at Vanguard High School in Ocala, Florida, Langston totaled 43 tackles, 14 tackles for loss and 3.5 sacks as a sophomore and 51 tackles, 10 tackles for loss and two sacks as a junior...Was a first-team All-County selection by the Ocala Star-Banner following his sophomore season when he helped the Knights to an undefeated regular season... Improved to be on the Ocala Star-Banner All-County first-team a year later as a junior, helping Vanguard to the third round of the 5A Florida playoffs... A Sports Illustrated All-American finalist.

BRYCE LANGSTON'S CAREER HIGHS

Tackles: 1 vs. Southern, 2022
Tackles for Loss: 0.5 vs. Southern, 2022
Sacks: 0.5 vs. Southern, 2022

BRYCE LANGSTON'S CAREER STATISTICS

YEAR	G-GS	UT	AT	TT	TFL	SACKS	PBU	QBH	INT	FF	FR
2021	1-0	0	0	0	0	0	0	0	0	0	0
2022	2-0	0	1	1	0.5	0.5	0	0	0	0	0
Totals	3-0	0	1	1	0.5	0.5	0	0	0	0	0



96

Jalen Lee

Defensive Tackle
6-2 · 299 · Jr. · Trf.
Watson, La. (Live Oak HS/Florida)

Louisiana product who joined the Tigers after transferring from Florida ... Spent 3 years with the Gators, appearing in 25 games with 4 starts ... Played nose tackle for the Gators where he recorded 19 tackles, 3.0 tackles for loss and 1.0 sacks during his three years in Gainesville ... One of Louisiana's top defensive line prospects for the Class of 2020 ... Played high school football at Live Oak where he was a 2-time all-district selection and a member of the Baton Rouge Advocate's All-Metro Team in 2019 ... Majoring in anthropology.

SOPHOMORE SEASON (2022 at Florida)

Played in each of the first-12 games of the season with 3 starts at nose tackle, totaling 8 assisted tackles and 0.5 tackles for loss ... Starts came in first 3 games of the season – Utah, Kentucky and South Florida ... Registered one 1 tackle vs. South Carolina ... Registered 1 tackle vs. No. 1 Georgia ... Saw action on the defensive line vs. LSU ... Tallied 1 assisted tackle and 0.5 tackles for loss in win over Missouri ... Registered 4 tackles in win over Eastern Washington ...

REDSHIRT FRESHMAN SEASON (2021 at Florida)

Played in 8 games with first career start vs. UCF in the Gasparilla Bowl...Totaled 3 tackles (2 solo) and a tackle for loss against the Knights... Notched 2 assisted tackles including a tackle for a 3-yard loss against Florida State ... Had a solo tackle at South Carolina ... Recorded a solo tackle versus No.1 Georgia.

TRUE FRESHMAN SEASON (2020 at Florida)

Played in 5 games, tallying two tackles, a sack and a forced fumble... Registered a sack and a forced fumble in collegiate debut vs. Missouri ... Saw action in the Cotton Bowl vs. Oklahoma.

HIGH SCHOOL

Four-star defensive lineman from Live Oak High School ... First team all-district in 2018 and 2019 ... Named to the Baton Rouge Advocate Second Dozen in 2019 ... Selected to Baton Rouge Advocate's All-Metro Team for 2019 ... As a senior, had 63 tackles, 14 tackles for loss and 12 sacks ... Finished his junior year with 74 tackles and 5.5 sacks while primarily playing nose tackle ... Rated as the nation's No. 29 defensive tackle for the Class of 2020.

JALEN LEE'S CAREER HIGHS (at Florida)

Tackles: 4 vs. Eastern Washington, 2022
Tackles for Loss: 1.0, 2x (Last: vs. Florida State, 2021)
Sacks: 1 vs. Missouri, 2020

JALEN LEE'S CAREER STATS (at Florida)

YEAR	G-GS	UT	AT	TT	TFL	Sacks	PBU	QBH	INT	FF	FR
2020	5-0	1	1	2	10-7	10-7	0	0	0	1	0
2021	8-1	4	5	9	15-6	0	0	0	0	0	0
2022	12-3	0	8	8	0.5-0	0	0	0	0	0	0
Totals	25-4	5	14	19	3.0-13	1.0-7	0	0	0	0	0



78

Mason Lunsford

Offensive Line
6-7 · 305 · Jr./Trf.
Olney, Md. (Good Counsel HS/Maryland)

Transfer offensive lineman who joined the Tigers during the summer of 2023 ... Spent 4 years at Maryland, seeing action in 29 games with 26 starts ... Helped Maryland to an 8-5 mark and a win over North Carolina State in the Duke's Mayo Bowl in 2022 ... Joins the Tigers after seeing action on 1,670 offensive snaps during his 4 years with Maryland ... Majoring in general business.

JUNIOR SEASON (2022)

Appeared in 11 games with 10 starts ... Helped lead Maryland to an 8-5 overall mark capped with a win over 23rd-ranked North Carolina State in the Duke's Mayo Bowl ... Played a total of 676 offensive snaps ... Didn't allow a sack on 381 pass blocking opportunities ... Missed 3 games with an injury late in the year ... Had season-best 94 offensive snaps in 40-16 win over Rutgers in regular-season finale.

SOPHOMORE SEASON (2021)

Started in all 13 games at left guard for 7-6 Maryland ... Terps capped season with a 54-10 win over Virginia Tech in the New Era Pinstripe Bowl in Yankee Stadium ... Part of Pro Football Focus Offensive Line of the Week for efforts following win over Kent State ... Played career-high 917 offensive snaps ... Had back-to-back games of 90-plus offensive snaps against Indiana (94) and Penn State (93) ... Allowed only 4 sacks all season ... Blocked for the record-setting pass offense, which set a program record for most passing yards in a season with 3,960 and was No. 13 in the FBS and No. 3 Big Ten ... Protected for fourth-ranked offense in the Big Ten, averaging 441 yards per game ... Blocked for three All-Big Ten skill players: WR Rakim Jarrett, TE Chigoziem Okonkwo and QB Taulia Tagovailoa

REDSHIRT FRESHMAN SEASON (2020)

Appeared in 3 of Maryland's 5 games in the Covid-shortened season ... First career start came against Rutgers in the season-finale ... Started at right guard vs. Rutgers and helped the Terps to 458 rushing yards in the 27-24 setback ... Played a total of 44 offensive snaps with season-high of 28 coming vs. Rutgers ... Other action came vs. Northwestern (8 snaps) and Penn State (8 snaps).

TRUE FRESHMAN SEASON (2019)

Appeared in two games vs. Howard in the season-opener and Ohio State in week 11 ... Played a total of 33 snaps (22 vs. Howard, 11 vs. Ohio State).

HIGH SCHOOL

Consensus three-star recruit among the recruiting outlets ... 2018 First Team All-Washington Catholic Athletic Conference ... 2018 Washington Post All-Met First Team selection ... Second-highest rated offensive tackle in the state of Maryland ... Played multiple positions on the offensive line in high school



55

Kimo Makane'ole

Offensive Line
6-4 · 310 · So · Sqd.
Niceville, Fla. (Niceville HS)

Enters third season with the Tigers in 2023 ... Provides depth on the offensive line ... Has continued to develop under the direction of offensive line coach Brad Davis ... Can play any position on the offensive line ... Standout on both sides of the ball in high school ... Has made 5 career appearances ... Majoring in sports administration ... Nickname is "Toa".

REDSHIRT FRESHMAN SEASON (2022)

Played in 5 games ... Saw action on a total of 30 snaps (26 offense, 4 special teams) ... Career-high 14 offensive snaps in win over Purdue in Citrus Bowl ... Other offensive snaps came against Southern (8 snaps), New Mexico (3), and UAB (1 snap) ... Played 1 special teams snap against Tennessee.

TRUE FRESHMAN SEASON (2021)

Did not see any game action as a true freshman in 2021.

HIGH SCHOOL

One of the nation's top offensive linemen for the Class of 2021, rated No. 27 nationally ... Listed as the No. 73 ranked prospect in Florida ... Ranked as a composite 3-star offensive lineman ... Comes to LSU with huge upside ... Played on both sides of the ball at Niceville (Fla.) High School ... Tremendous size at 6-4 and 285 pounds ... Leader of his high school team, on and off the field ... Plays with great energy ... Excels at both run and pass blocking ... As a senior, helped pave the way for a Niceville offense that averaged 45.4 points per game to go along with 237 passing yards and 194 rushing yards ... Team finished 11-1 in 2020.



52

Princeton Malbrue

Defensive End
6-2 · 220 · So./1L
Carencro, La. (Lafayette Christian Academy/
Northwestern State)

- 2022 SEC Academic Honor Roll
- 2021 Southland Conference Academic Honor Roll
- 2020 Southland Conference Academic Honor Roll

Enters second season with the Tigers ... Transferred to LSU from Northwestern State following the 2021 season ... Lends depth to the defensive line and also sees action on special teams ... Appeared in 5 games in his first season at LSU in 2022 ... Appeared in 12 games in college career (7 at Northwestern State, 5 at LSU) with 3 starts (all at Northwestern State) ... 17 career tackles, 2.0 tackles for loss and a sack ... Standout in the classroom as well ... SEC Academic Honor Roll in 2022 ... Brother played football at UL-Lafayette ... Cousin Darnell Lazare played basketball at LSU ... Majoring in sports administration.

REDSHIRT FRESHMAN SEASON (2022 at LSU)

Appeared in 5 games ... Recorded 4 tackles, all coming against Southern in his LSU debut ... Also played against Mississippi State, New Mexico, Tennessee and Florida.

TRUE FRESHMAN SEASON (2021 at Northwestern State)

Appeared in 2 games ... Recorded 5 tackles ... Had 3 tackles vs. Alcorn State and followed that with 2 tackles against UT-Martin.

TRUE FRESHMAN SEASON (Spring 2021 at Northwestern State)

Played in 5 games during the spring of 2021 ... FCS season moved to spring due to Covid-19 ... Played in 5 games, starting first 3 ... 8 total tackles to go with 2.0 tackles for loss and a sack ... Had 2 tackles for loss and a sack against McNeese ... 3 tackles against Nicholls.

HIGH SCHOOL

Prepped at Lafayette Christian ... Rated with 3 stars by 247Sports.com ... Recorded 103 tackles (69 solo), 15 tackles for loss, 8 sacks, 3 forced fumbles, 2 fumble recoveries and 1 touchdown as a senior, helping Lafayette Christian win the state championship ... Defensive MVP of state title game and was picked as the Defensive MVP on the Louisiana Sportsline All-State Team ... Selected to the Acadiana Advocate All-Metro Small School Team and played in the Louisiana High School Coaches Association All-Star Game ... As a junior notched 81 tackles (58 solo), 27 tackles for loss, 15 sacks, 4 fumble recoveries, 1 interception and 1 touchdown, earning second-team coaches all-state honors as LCA went 14-0 and won the state championship ... Honorable mention all-state by the Louisiana Sports Writers Association and was a second-team All-Acadiana selection ... Played his first two seasons at Westminster Christian Academy, earning the team's MVP honors as a sophomore when he also was named a Distinguished Christian High School Student Athlete ... Earned Newcomer of the Year honors as a freshman at Westminster ... Also lettered in basketball and baseball for four years while also picking up two letters in track and field ... Second-team all-district basketball player as a sophomore at Westminster and won a state basketball championship as a junior at LCA ... Member of the Beta Club and the National Honor Society ... Two-year member of the National Society of High School Scholars.

PRINCETON MALBRUE'S CAREER HIGHS

Tackles: 4 vs. Southern, 2022
Tackles for Loss: 2.0 vs. McNeese, Spring 2021 (at Northwestern State)
Sacks: 1.0 vs. McNeese, Spring 2021 (at Northwestern State)

PRINCETON MALBRUE'S CAREER STATISTICS

YEAR	G-GS	UT	AT	TT	TFL	SACKS	PBU	QBH	INT	FF	FR
2021 Spring NW State	5-3	5	3	8	2.0-6	1.0-5	1	0	0	0	0
2021 NW State	2-0	4	1	5	0	0	0	0	0	0	0
2022 LSU	5-0	2	2	4	0	0	0	0	0	0	0
NW State Totals	7-3	9	4	13	2.0-6	1.0-5	1	0	0	0	0
LSU Totals	5-0	2	2	4	0	0	0	0	0	0	0
College Totals	12-3	11	6	17	2.0-6	1.0-5	1	0	0	0	0



84

Mac Markway

Tight End
6-4 · 242 · Fr · HS
St. Louis, Mo. (De Smet Jesuit)

Early enrollee for the Tigers ... Took part in spring drills and impressed coaches with his ability ... A true tight end – great in the running game and will be an asset in the passing game ... Majoring in sports administration.

HIGH SCHOOL

... One of the highest-rated players in the state of Missouri for the Class of 2023 ... Ranked with 4-stars in the On3 Composite ... Ranked as the nation's No. 3 tight end by ESPN.com and No. 8 by Rivals.com ... Missed his entire senior season recovering from an injury ... Coached one season at De Smet by current LSU cornerbacks coach Robert Steeples ... High school teammates with current LSU defensive tackle Mekhi Wingo ... His dad Matt Markway is a former standout tight end at lowa.



77

Marlon Martinez

Offensive Line
6-5 · 330 · Sr. · 3L
Fort Lauderdale, Fla. (St. Thomas Aquinas High School)

Senior lineman with the ability to play any position on the line of scrimmage, including center ... Took the majority of the reps with the No. 1s during the spring at center due to returning starter Charles Turner being out ... Established himself as a dependable backup during the 2022 season as well as a contributor in punt protection ... Pressed into action at center early in first half of LSU's Citrus Bowl win over Purdue and had a dominant performance ... For career has appeared in 33 games with 4 starts ... Started at center in LSU's win over UAB in 2022 and had 3 starts at right guard in 2021 ... For career, has played 649 total snaps, which includes 149 on special teams ... Majoring in marketing.

JUNIOR SEASON (2022)

Appeared in 12 games with 1 start ... Start came at center in win over UAB as he replaced an injured Charles Turner in that contest ... Keep contributor on LSU's protection units on special teams ... Played a total of 197 snaps (157 on offense, 41 on special teams) ... Saw significant action in LSU's win over Purdue in the Citrus Bowl ... Pressed into duty in the first half vs. Purdue when Charles Turner went down ... Played 52 snaps at center against Purdue as the Tiger offense racked up 56 points and 589 total yards (220 rushing, 369 passing) ... Saw action on 73 snaps in start at center in win over UAB.

SOPHOMORE SEASON (2021)

Played in 12 games, starting 3 times ... Starts all came at right guard against McNeese, Ole Miss and Arkansas ... Played 80 snaps in win over McNeese ... Had big impact in win over Florida, logging 71 snaps at right guard, subbing for an injured Chasen Hines, who left the game in the first quarter ... Had a career-best 81 snaps in start vs. Arkansas ... Also saw action on LSU's protection units on special teams ... For season, played 325 offensive snaps and 56 on special teams.

TRUE FRESHMAN SEASON (2020)

Appeared in nine games with no starts ... Saw most of his action on field goal and point-after touchdown units ... Played 13 offensive snaps – 5 at Vanderbilt, 7 vs. South Carolina and 1 at Florida – and another 52 on special teams.

HIGH SCHOOL

Another talented offensive line prospect in LSU's 2020 Class from St. Thomas Aquinas in Fort Lauderdale, Florida ... High school teammates with former Tiger Marcus Dumervil ... Named a three-star offensive tackle by Rivals and 247Sports ... Rated as the nation's No. 20 offensive guard by 247Sports ... Led St. Thomas Aquinas to a perfect record of 14-0 in 2019, including a win in the 7A FHSAA State Championship game ... Coached by Roger Harriott.



83

Jackson McGohan

Tight End
6-3 · 235 · Fr. · HS
Miamisburg, Ohio (Miamisburg)

Enrolled at LSU in January and took part in spring drills ... Outstanding tight end who will help in both the running and passing games ... Majoring in mass communications.

HIGH SCHOOL

One of the nation's top tight end prospects and one of the elite players in the Class of 2023 for the state of Ohio ... Named to the All-Southwest Ohio team in both 2021 and 2022 ... First team Greater Western Ohio Conference in 2022 ... Led the Greater Western Ohio Conference with 52 catches for 941 yards and 11 TDs in 2022 ... Had season-high 11 receptions for 102 yards and a pair of TDs in season finale ... As a junior in 2021, caught 47 passes for 699 yards and 10 TDs ... A consensus 3-star prospect ... Rated as the nation's No. 25 prep tight end for this class by 247Sports and No. 26 by On3.



65

Paul Mubenga

Offensive Line
6-4 · 291 · Fr. · HS
Buford, Ga. (Buford)

HIGH SCHOOL

Outstanding offensive line prospect from Georgia powerhouse Buford High School ... Team won three state championships from 2019-21 ... Rated with 3-stars in the On3 Composite ... Started playing football as a freshman in high school and has shown improvement each season ... Grew up playing soccer ... Moved to the United States from the Democratic Republic of the Congo in 2017 ... Comes from same high school that produced LSU's NFL long snappers in Reid and Blake Ferguson.



8

Malik Nabers

Wide Receiver
6-0 · 199 · Jr. · 2L
Lafayette, La. (Southside HS)

- 2023 Citrus Bowl MVP
- 2021 Freshman All-SEC (SEC Coaches)

One of the nation's top receivers heading into the 2023 season ... Coming off best year as a Tiger with 72 receptions for 1,017 yards and 3 TDs ... Led the SEC in receptions in 2022 and ranked No. 2 in the league in receiving yards ... Became the 10th 1,000-yard receiver in school history when he went over the mark against Purdue in the Citrus Bowl ... Named MVP of LSU's Citrus Bowl win over Purdue ... In 25 career games, has caught at least 1 pass in 24 times ... Enters 2023 having caught a pass in 18 straight games, a streak that dates back to his 2-catch effort vs. Arkansas on Nov. 13, 2021 ... Only game without a catch came at Alabama on Nov. 6, 2021 ... Electric wide receiver who makes plays all over the field ... Developing into a team leader ... Can play either the slot or on the outside ... Is a natural at the position ... Very fluid, making his play look almost effortless ... Much more than just a pass-catcher ... Can block and is a player who must be accounted for on every down ... Is a threat to score or make a big play every time he gets his hands on the ball ... Reliable receiver with tremendous hands ... Good after the catch ... Elusive runner who is difficult to track down and tackle ... Missed his senior season of high school football after being ruled ineligible after transferring schools between junior and senior seasons ... Has appeared in 25 games with 17 starts ... 100 career receptions for 1,437 yards and 7 TDs ... Over the summer joined 10 teammates in LSU's Study Abroad program that took them on a 10-day trip to Senegal ... Majoring in mass communications.

SOPHOMORE SEASON (2022)

Appeared in 14 games with 11 starts ... Caught at least 2 passes in every game running his streak of consecutive games with a reception to 18 straight ... Finished year with 72 receptions for 1,017 yards and 3 TDs ... His 1,017 yards marks the 10th 1,000-yard receiving season in school history ... Led the SEC in receptions and ranked No. 2 in receiving yards ... MVP of the Citrus Bowl after catching 9 passes for 163 yards and a 75-yard TD ... Also threw a 5-yard TD pass to Jayden Daniels in the 63-7 victory ... Other receiving TDs came against Southern (5 yards) and Georgia in the SEC Championship Game (34 yards) ... Had 3 100-yard receiving games, all of which came during the final 4 games of the season ... Had 7 catches for 129 yards vs. UAB and 5 for 128 yards and a TD vs. Georgia ... Had then a career-best 7 receptions in consecutive games vs. UAB and Texas A&M (69 yards) ... Caught 6 passes for 49 yards in overtime win over Alabama, which was one of 4 game he had 6 catches (Mississippi State, New Mexico and Tennessee) ...

TRUE FRESHMAN SEASON (2021)

Made the transition to college with ease, playing in 11 games with 6 starts as a freshman ... Earned Freshman All-SEC honors ... Ranked among LSU's leaders in receptions (28), yards (417) and touchdowns (4) ... Caught at least one pass in 10 of his 11 appearances ... Emerged late in the season as one of LSU's go-to receivers, catching a combined 14 passes for 245 yards and 2 scores in final 4 games of the season ... Had breakout performance in win over Louisiana-Monroe with 4 receptions for career-best 143 yards and a TD ... Followed that with career-best 6 receptions for 51 yards in win over Texas A&M ... Closed out season with 2 catches for 17 yards and a TD against Kansas State in the Texas Bowl ... Also rushed for 23 yards on 4 carries in the Texas Bowl ... Other TDs came against Kentucky (41 yards) and Ole Miss (9 yards) ... First career start came vs. Auburn (2 receptions for 30 yards).

HIGH SCHOOL

Played first three years of high school football at Comeaux in Lafayette, Louisiana before transferring to Southside High School in Youngsville, Louisiana for senior season ... Was unable to play football as a senior due to his transfer waiver being denied ... Still managed to record a four-star rating from 247 Sports and Rivals ... Rated as the No. 6 prospect in the state of Louisiana and the 18th-best overall wide receiver, according to 247 Sports ... In 2019, he caught 58 passes for 1,223 yards and 21 touchdowns ... Ran a 4.44 40-yard dash and has a 38-inch vertical ... Played on the Louisiana Bootlegger 7-on-7 team in the summer after his sophomore season ... A three-sport athlete, who participated in football, basketball, and track and field.

MALIK NABERS' CAREER HIGHS

Receptions: 9 vs. Purdue, 2023 Citrus Bowl
Receiving Yards: 163 vs. Purdue, 2023 Citrus Bowl
Receiving TDs: 1, 7x (Last: vs. Purdue, 2023 Citrus Bowl); First: at Kentucky, 2021
Long Reception: 75 vs. Purdue, 2023 Citrus Bowl

MALIK NABERS' CAREER RECEIVING STATISTICS

YEAR	G-GS	No.	Yards	TD	Long
2021	11-6	28	417	4	67 (TD)
2022	14-11	72	1,017	3	75 (TD)
TOTALS	25-17	100	1,437	7	75 (TD)



33

Javen Nicholas

Wide Receiver
5-9 · 181 · Fr. · RS
New Orleans, La. (St. Augustine High School)

Joined the Tigers as a preferred walk-on in 2022 ... Speedy receiver who can also help in the return game ... Standout at St. Augustine High School in New Orleans ... Attended same high school as former LSU standouts Tyrann Mathieu and Leonard Fournette ... Fournette actually presented Nicholas with the No. 5 jersey in the spring of 2021 ... The No. 5 jersey was the same number Fournette wore during his prep days at St. Aug ... Majoring in finance

TRUE FRESHMAN SEASON (2022)

Appeared in 4 games ... Caught 1 pass for 2 yards in Citrus Bowl win over Purdue ... Returned 2 kickoff for 36 yards ... Had 18-yard kickoff return vs. Southern in LSU debut and followed that with another 18-yard kickoff return in win over Mississippi State ... Also played against New Mexico.

HIGH SCHOOL

Excelled in both the classroom and the playing field at St. Augustine High School in New Orleans ... Honor Roll student who graduated with over a 4.0 grade point average ... As a senior, accumulated 1,522 all-purpose yards and 18 touchdowns as a receiver and return specialist ... Scored 4 TDs as a senior in win over Holy Cross ... Recorded 8 receptions for 133 yards and returned a punt 70 yards for a TD in that game.



13

Garrett Nussmeier

Quarterback
6-1 · 202 · So. · 2L
Lake Charles, La. (Flower Mound (Texas) – Marcus High School)

- 2022 SEC Academic Honor Roll
- 2021 SEC Academic Honor Roll

Enters third season with the Tigers ... Coming off an outstanding spring and has developed into an elite quarterback ... Continues to push returning starter Jayden Daniels every day in practice ... Prepares each day and each game week as if he's the starter ... Takes reps with the 1s each week ... Has the "it" factor ... Vocal player on the field with a big arm and a lot of confidence ... Has the ability to extend plays with his feet ... Can make all the throws necessary to win in the SEC ... Truly a student of the game, learning the position from his dad Doug, who played quarterback in the NFL ... His dad is the quarterbacks coach for the LA Chargers ... Born in Lake Charles, Louisiana, but spent part of his childhood living in Tuscaloosa and Gainesville ... Two-time member of the SEC Academic Honor Roll in 2021 and 2022 ... Majoring in mass communications ... Graduated high school early and enrolled at LSU in the spring of 2021, taking part in spring drills ... Has appeared in 11 games at LSU completing 81-of-141 passes for 1,129 yards and 7 touchdowns.

REDSHIRT FRESHMAN SEASON (2022)

Appeared in 7 games ... Completed 52-of-84 passes for 800 yards, 5 TDs and 4 interceptions ... Played entire second half of LSU's game against Georgia in the SEC Championship Game ... In second half of that game, completed 15-of-27 passes for 294 yards, 2 TDs and an interception ... The 294 passing yards is the most in any half in school history ... Touchdown passes vs. Georgia covered 34 yards to Malik Nabers and 33 yards to Jaray Jenkins ... In 63-7 win over Purdue in the Citrus Bowl, completed 11-of-12 passes for 173 yards, 2 TDs and an interception ... Connected with Malik Nabers on a 75-yard TD in win over Purdue ... Also threw a 10-yard TD pass to Brian Thomas in bowl game.

TRUE FRESHMAN SEASON (2021)

Backup quarterback for the Tigers as a true freshman ... Appeared in four games ... Granted a redshirt ... Action came against McNeese, Central Michigan, Ole Miss and Arkansas ... Finished year 29-of-57 for 329 yards, 2 TDs and 2 interceptions ... Most extensive time came against Arkansas when he took over for Max Johnson after the first two series of the game ... Connected on 18-of-31 passes for 179 yards, 1 TD and a pair of interceptions against the Razorbacks ... Against Ole Miss, threw first TD of college career, connecting with Malik Nabers for a 9-yard score in the fourth quarter ... Completed 7-of-12 passes for 103 yards against Ole Miss ... Collegiate debut came in week 2 against McNeese, going 3-of-10 for 19 yards ... The following week was 1-of-4 for 28 yards against Central Michigan.

HIGH SCHOOL

Four-star pro-style quarterback from Marcus High School in Flower Mound, Texas ... Born in Lake Charles, Louisiana ... One of the nation's top quarterback prospects ... Earned four stars from 247 Sports, ESPN and Rivals ... Ranked No. 13 at his positional nationally by ESPN as well as being the No. 9 prospect overall in Texas and No. 61 overall ... Led his team to a 9-0 mark and the district title as a senior ... Threw for 50 touchdowns and over 5,300 yards as a sophomore and junior ... In 2019, he earned Texas District 6-6A MVP Honors... Selected to 2020 Under Armour All American Game... 2020 Texas 6A Midseason Player of the Year... Completed 213-of-293 passes for 2,815 yards, 33 touchdowns and only five interceptions as a senior in 2020 ... For career, racked up 8,160 passing yards and 83 touchdowns, completing 623 passes on 946 attempts with only 20 interceptions ... Son of Doug Nussmeier, the quarterbacks coach for the Dallas Cowboys ... His dad Doug was drafted in the fourth round of the 1994 NFL Draft by the New Orleans Saints and spent five years (1994-98) with the franchise ... His dad played college football at the University of Idaho where he was named the 1993 Walter Payton Player of the Year, an award given annually to the top player in Division I-AA football.

GARRETT NUSSMEIER'S CAREER PASSING HIGHS

Pass attempts: 31 vs. Arkansas, 2021
 Pass completions: 18 vs. Arkansas, 2021
 Pass yards: 294 vs. Georgia, 2022 SEC Championship Game
 Pass TDs: 2, 2x (Last: vs. Purdue, 2023 Citrus Bowl; First: vs. Georgia, 2022 SEC Championship Game)
 Had intercepted: 2, 2x (Last: vs. Southern, 2022; First: vs. Arkansas, 2021)
 Long pass: 75 vs. Purdue, 2023 Citrus Bowl

GARRETT NUSSMEIER'S CAREER RUSHING HIGHS

Rush attempts: 2 vs. Arkansas, 2021
 Rush yards: -5 vs. McNeese, 2021
 Long rush: 0

GARRETT NUSSMEIER'S CAREER STATISTICS

PASSING

YEAR	G-GS	COMP	ATT	INT	YDS	TD	LONG
2021	4-0	29	57	2	329	2	33
2022	7-0	52	84	4	800	5	75 (TD)
Total	11-0	81	141	6	1,129	7	75 (TD)

RUSHING

YEAR	ATT	YDS	TD	LONG
2021	5	-46	0	0
2022	1	-13	0	0
Total	6	-59	0	0



2

Ovie Oghoufo

JACK
6-3 · 239 · Sr. · Trf.
Lathrup Village, Mich. (Harrison High School/Notre Dame/Texas)

Joined the Tigers in January of 2023 and will play his final season of college football at LSU ... Proven to be a dominant edge rusher with 16.5 career tackles for loss and 13 sacks ... Spent first 3 years of college at Notre Dame playing for Brian Kelly ... Transferred to Texas where he played in 2021 and 2022 ... Comes to LSU with 45 games of collegiate experience, starting 20 times (all at Texas) ... Tallied 118 career tackles ... Joins the Tigers after starting 20 games over the past 2 seasons at Texas, including 12 of the 13 games he appeared in during the 2022 season ... Twice named to the Big 12 Commissioner's Honor Roll at Texas ... Appeared in both the 2020 ACC Championship game and later against Alabama in the CFP National Semifinal at the Rose Bowl while at Notre Dame.

SENIOR SEASON (2022 at Texas)

Played in 13 games with 12 starts ... Totaled 54 tackles (20 solo), 8.5 tackles for loss, 2.5 sacks, 1 forced fumble, 4 quarterback hurries and 3 pass breakups ... recorded two tackles and half a tackle for loss versus ULM ... made five tackles (three solo), one tackle for loss and one sack against Alabama ... had seven tackles (two solo) and one quarterback hurry against UTSA ... tallied six tackles (three solo), two tackles for loss and one forced fumble at Texas Tech ... made two tackles against West Virginia ... registered three tackles (two solo) and one tackle for loss in a shutout victory over Oklahoma in the Red River Showdown ... tallied four tackles (two solo) and half a tackle for loss against Iowa State ... made seven tackles (three solo) and pass breakup at Oklahoma State ... registered five tackles (three solo), 1.5 tackles for loss, one sack and one pass breakup at Kansas State ... tallied seven tackles (two solo), two tackles for loss, half a sack and one quarterback hurry against TCU ... had a pass breakup at Kansas ... made two tackles and had two quarterback hurries against Baylor ... recorded four tackles in the Alamo Bowl against Washington.

JUNIOR SEASON (2021 at Texas)

Played in 12 games with eight starts, primarily at EDGE ... recorded 42 tackles (21 solo) 5.5 tackles for loss, two sacks, two quarterback hurries and broke up two passes ... made his debut and first career start for the Longhorns against Louisiana ... tallied seven tackles (one solo), 1.5 tackles for loss and a sack for a six yard loss ... made one tackle and had one quarterback hurry at Arkansas ... notched five tackles (two solo) with 1.5 tackles for loss, one sack and a pass breakup against Rice ... had one tackle against Texas Tech and a pair of tackles at TCU ... registered three tackles (two solo) and broke up a pass against Oklahoma in the Red River Showdown ... collected a career-high eight tackles (three solo) with one QB hurry against Oklahoma State ... posted five tackles (four solo) with 1.5 tackles for loss at Baylor ... recorded back-to-back three tackle (three solo) appearances at Iowa State and against Kansas ... made two tackles at West Virginia ... had two tackles (two solo) and a tackle for loss against Kansas State.

SOPHOMORE SEASON (2020 at Notre Dame)

Appeared in 11 games ... Recorded 10 tackles, 1.5 tackles for loss and a pair of pass breakups ... Recorded first career solo sack along with 2 tackles in win over Florida State ... Had season-best 3 tackles and a half-sack in win over Pitt ... Two tackles vs. Georgia Tech and 1 tackle in double-overtime win over then-No. 1 Clemson ... Had 1 tackle vs. Alabama in the CFP National Semifinal game vs. Alabama at the Rose Bowl.

REDSHIRT FRESHMAN SEASON (2019 at Notre Dame)

Appeared in 9 games as a redshirt freshman in 2019 ... Tallied 12 tackles, 3 QB hurries, and a sack for a 4-yard loss ... Recorded half-sacks against Virginia and Duke ... Had 3 tackles in win over Duke.

TRUE FRESHMAN SEASON (2018 at Notre Dame)

Redshirted as a true freshman in 2018.

HIGH SCHOOL

One of the top prep players in Michigan for the Class of 2018 ... First team All-State in 2017 ... Rated as a consensus Top-20 player in Michigan ... Selected to participate in Nike's 2017 "The Opening" in Beaverton, Oregon ... Led Harrison High School to a 11-4 record and 2017 Michigan High School Athletic Association Division 3 state runner-up ... Registered 106 tackles, 31.0 TFLs and 11.0 sacks on

defense, and 32 receptions for 529 yards and 7 TDs on offense as a senior at Harrison ... Ranked No. 36 outside linebacker nationally and No. 10 player from Michigan by 247Sports.com ... Rated No. 56 outside linebacker nationally and No. 20 player from Michigan by ESPN.com ... Ranked No. 36 outside linebacker nationally and No. 9 player from Michigan by Rivals.com ... 2017 Detroit Free Press All-State Dream Team ... 2017 First Team Oakland Activities Association White Division ... Played for coach John Herrington at Harrison High School

OVIE OGHOUFO CAREER HIGHS (at Notre Dame and Texas)

Tackles: 8 vs. Oklahoma State, 2021
Tackles for loss: 2.0, 2x (Last: 2.0 vs TCU, 2022; First: at Texas Tech, 2022)
Sacks: 1.0, several time (Last: vs. Rice, 2022)

OVIE OGHOUFO CAREER STATISTICS (at Notre Dame and Texas)

YEAR	G-GS	UT	AT	TT	TFL	Sacks	PBU	QBH	INT	FF	FR
2018 (at ND)	0	--	Redshirted	--	--	--	--	--	--	--	--
2019 (at ND)	9-0	1	11	12	1.0-4	1.0-4	1	3	0	0	0
2020 (at ND)	11-0	7	3	10	1.5-9	1.5-9	2	1	0	0	0
2021 (at UT)	12-8	21	21	42	5.5-13	2.0-7	2	2	0	0	0
2022 (at UT)	13-12	20	34	54	8.5-22	8.5-22	3	4	0	2	0
Total	45-20	49	69	118	16.5-48	13.0-42	8	10	0	2	0



12
Kyle Parker
Wide Receiver
5-11 · 190 · Fr. · HS
Allen, Texas (Lovejoy)

Enrolled at LSU in January and took part in spring practice ... Another member of LSU's highly-touted group of receivers for the 2023 class ... Majoring in mass communications.

HIGH SCHOOL

Consensus 4-star receiver and one of the top players in the state of Texas ... Ranked as high as No. 33 at his position by Rivals.com ... Ranked as the nation's No. 37 receiver by ESPN.com ... As a senior, caught 72 passes for 1,091 yards and 13 touchdowns as a senior ... Also had 251 return yards on punts and kickoffs, 172 rushing yards on offense with 1,514 all-purpose yards with 19 total touchdowns ... Named first team District 7-5A Division II All-District in both 2021 and 2022 ... As a junior in 2021, caught 47 passes for 790 yards and 11 touchdowns ... Team posted a 12-2 mark in 2021 and reached the Texas 5A D-II regional finals ... In week 3 of senior season, caught 23 passes for 341 yards and 3 TDs vs. Argyle Kyle ... Standout on the track as well ... Clocked at 10.89 in the 100 meters and 23.04 in the 200.



30
Greg Penn III
Linebacker
6-2 · 235 · Jr. · 2L
Baltimore, Md. (DeMatha Catholic)

Returning starter at linebacker for the Tigers ... Started all 14 games at linebacker in 2022, finishing second on the team in tackles with 78 ... Emerged as a potential standout on the LSU defense late in the 2021 season ... Carried that over into an outstanding spring and then reaped those benefits to in 2022 to have his best season to date ... An every-down linebacker with good speed and the ability to make plays sideline-to-sideline ... Development has flourished in his time with defensive coordinator Matt House ... Tremendous practice player and was praised as such by former LSU All-America Damone Clark ... 24 career appearances with 15 starts ... 89 career tackles and 6.0 tackles for loss ... Majoring in sports administration.

SOPHOMORE SEASON (2022)

Started all 14 games for the Tigers, rarely leaving the field ... Second on team in tackles with 78 ... Added 6 tackles for loss (-15 yards) ... Recovered fumble in win over Southern ... Best game of career came in win at Arkansas with 10 tackles, 2.5 tackles for loss and a pass breakup ... Against Arkansas, the Tiger defense limited the Razorbacks to a season-lows for points (10), passing yards (116) and total yards (249) ... Had 9 tackles at Texas A&M and 8 against both Tennessee and UAB ... In win at Auburn, had 4 tackles, including 1.5 tackles for loss, as well as a quarterback hurry and a pass breakup ... Closed season with 6 tackles in Citrus Bowl win over Purdue ... Opened season with 7 tackles vs. Florida State, tying a career-best at the time.

TRUE FRESHMAN SEASON (2021)

Appeared in 10 games, starting the Texas Bowl against Kansas State ... Made the most of that opportunity, recording a career-best 7 tackles ... Had 2 tackles against UCLA in his collegiate debut ... Posted 2 stops against Ole Miss ... Finished year with 11 tackles ... Also contributed on special teams.

HIGH SCHOOL

Prepped at powerhouse Dematha Catholic School in Hyattsville, Maryland ... Listed as a four-star prospect by 247 Sports, Rivals and ESPN ... Rated as the nation's No. 11 inside linebacker and the 10th best player in the state of Maryland in the 247 Sports Composite ... Named to Butkus Award High School watch list prior to the 2020 season.

GREG PENN'S CAREER HIGHS

Tackles: 10 at Arkansas, 2022
Tackles for loss: 2.5 at Arkansas, 2022
Sacks: 0

GREG PENN'S CAREER STATISTICS

YEAR	G-GS	UT	AT	TT	TFL	Sacks	PBU	QBH	INT	FF	FR
2021	10-1	5	6	11	0-0	0-0	0	0	0	0	0
2022	14-14	42	36	78	6.0-15	0-0	3	3	0	0	1-0
Totals	24-15	47	42	89	6-0-15	0-0	3	3	0	0	1-0



4
Harold Perkins Jr.
Linebacker
6-1 · 220 · Fr.
New Orleans, La. (Cypress Park High School)

- 2022 First Team All-SEC (AP)
- 2022 Second Team All-SEC (Coaches)
- 2022 Freshman All-America (Football Writers Association of America, The Athletic, College Football News)
- 2022 True Freshman All-America (ESPN)
- 2022 Freshman All-SEC (Coaches)
- 2022 Walter Camp National Defensive Player of the Week vs. Arkansas
- 2022 SEC Defensive Player of the Week vs. Arkansas
- 2022 SEC Defensive Player of the Week vs. Alabama
- 2022 SEC Freshman of the Week vs. Ole Miss
- 2022 LSU Percy E. Roberts Defensive Player of the Year
- 2022 First-Year SEC Academic Honor Roll

All-around outstanding linebacker who terrorized opposing quarterbacks during his first year with the Tigers in 2022 ... Will look to bring his game to the next level as a sophomore as an every-down player for the Tigers in 2023 ... Had as big an impact on LSU's 2022 SEC Western Division title as any player on the team ... Proved to be a game-plan wrecker for opposing offenses as a true freshman ... Played in all 14 games in 2022, starting 8 times ... Earned conference honors from the SEC for 3 consecutive weeks - SEC Freshman of the Week vs. Ole Miss; SEC Defensive Player of the Week vs. Alabama and Arkansas ... Named Walter Camp National Defensive Player of the Week vs. Arkansas ... Finished true freshman season with 72 tackles, 13.0 tackles for loss and 7.5 sacks ... A player who does everything really well on defense and yet is still learning to be a college linebacker ... A year ago, made plays with sheer athleticism, tracking down quarterbacks in the backfield ... Used the spring to continue his development as a college linebacker ... Has all of the tools to take his game to the next level ... Possesses tremendous speed, strength and instincts ... Makes plays in the backfield and sideline to sideline ... Difficult to block ... Established himself both on the field and in the classroom during his first year on campus, earning SEC Academic Honor Roll distinction ... Born in New Orleans, but family was forced to relocate to the Houston-area following Hurricane Katrina in 2005 ... Calls New Orleans his hometown ... Majoring in sports administration ... Will wear No. 4 in 2023 after wearing No. 40 in 2022.

TRUE FRESHMAN SEASON (2022)

Arguably the top true freshman defender in school history ... Played in all 14 games with 8 starts ... Named first team All-SEC by the Associated Press and second team by the league's coaches ... Freshman All-America as well as being selected Freshman All-SEC ... During a 3-week span, earned SEC Freshman of the Week honors vs. Ole Miss and then followed that with back-to-back SEC Defensive Player of the Week honors vs. Alabama and Arkansas ... Finished year with 72 tackles and led LSU in tackles for loss (13.0) and sacks (7.5) ... His 13 tackles for loss were the most among Power 5 freshmen ... It also ranked No. 2 in the SEC ... Had at least 1 tackle for loss in LSU's final 7 games ... Led all Power 5 freshmen in sacks and finished third in the SEC ... Had his breakthrough game in week 3 in win over Mississippi State with 6 tackles, 2 tackles for loss (-14) and 1.5 sacks (-13) ... First start of career came following week against New Mexico (7 tackles) ... Intercepted first pass of career in win over Auburn in week 5 ... Interception came at LSU 10-yard line early in fourth quarter with LSU up 21-17 ... Had a QB hurry on 3-and-14 on Auburn's next possession that forced a punt ... Had 5 solo tackles in road win over Florida ... Earned his first SEC Freshman of the Week honors with 6 tackles, a sack for a 6-yard loss and 2 QB hurries in win over Ole Miss ... Earned SEC Defensive Player of the Week honors for his performance in overtime win over Alabama (8 tackles, sack for 6-yard loss, 3 QB hurries) ... Sack of Alabama QB Bryce Young came in second quarter on 3-and-5 at LSU 6-yard line that forced an Alabama field goal ... Gained national attention with 8 tackles, including 3 sacks for 27-yards in losses and 2 forced fumbles in win over Arkansas ... Earned National Player of the Week honors for his performance vs. Razorbacks ... The 3 sacks were 1 shy of tying school record ... Had 10 tackles, including 1.5 for losses, and forced a fumble vs. Georgia in SEC Championship Game ... Closed season with 3 tackles, a sack for a 7-yard loss, and a forced fumble in Citrus Bowl win over Purdue.

HIGH SCHOOL

Outstanding linebacker rated No. 4 for the entire Class of 2022 by ESPN ... Five-star prospect by ESPN and the website's top-rated outside linebacker ... Listed as the nation's No. 8 overall prospect and the No. 2 linebacker in the 247Sports Composite rankings ... Earned five stars by 247Sports ... Given five stars and a No. 7 overall national ranking in the composite On3 list ... On3 ranks him No. 1 at his position nationally and the No. 2 prospect in Texas ... Rated four stars and the nation's No. 33 overall prospect by Rivals.com ... Graded No. 3 at his position nationally and No. 6 overall in the state of Texas ... Also played running back in high school, earning first team All-Greater Houston as a utility player on offense ... Participated in the Under Armour All-America Game ... Originally from New Orleans, but played high school football at Cypress Park in Cypress, Texas ... Played basketball in high school.

HAROLD PERKINS' CAREER HIGHS

Tackles: 10 vs. Georgia, 2022 SEC Championship Game
 Tackles for Loss: 3.0 vs. Arkansas, 2022
 Sacks: 3.0 vs. Arkansas, 2022
 QB hurries: 3, 2x (Last: vs. Alabama, 2022; First: vs. Ole Miss, 2022)
 Interceptions: 1 at Auburn, 2022
 Pass Breakups: 1, 2x (Last: at Arkansas, 2022; First: vs. Alabama, 2022)
 Forced Fumble: 2 at Arkansas, 2022
 Fumble Recovery: 0

HAROLD PERKINS' CAREER STATISTICS

YEAR	G-GS	UT	AT	TT	TFL	SACKS	PBU	QBH	INT	FF	FR
2022	14-8	39	33	72	13.0-75	7.5-59	2	14	1-3	4	0
Totals	14-8	39	33	72	13.0-75	7.5-59	2	14	1-3	4	0



88

Ka'Morreun Pimpton

Tight End
 6-6 · 227 · Fr. · HS
 Fort Worth, Texas (North Crowley)

HIGH SCHOOL

A consensus 4-star prospect and one of the nation's top tight ends in the Class of 2023 ... Ranked as the nation's No. 6 tight end prospect and No. 55 overall for the state of Texas by On3 ... Had breakout season in 2022, catching 49 passes for 951 yards and 16 TDs at North Crowley ... As a junior, had 277 receiving yards and a pair of TDs ... Finished high school career with 85 receptions for 1,326 yards and 21 TDs ... Excels in track and field as well ... Won District 1-5A meet in the discus in 2021 with a throw of 143-9 and finished third in the shot put at 46-6 ... District champ in the shot put and finished second in the discus in 2022 ... Finished seventh in the 2022 Texas 5A state outdoor meet in the shot put with a toss of 52-09 ... Had a personal record of 54-10 feet in the shot put at the 2022 Texas UIL 5A Region meet, finishing second overall ... Advanced to 5A state meet in 2022 in the discus with a personal record throw of 160-10 in the UIL 5A Regional ... Played at Brewer High School before transferring to North Crowley as a senior.



82

Khai Prean

Wide Receiver
 6-0 · 193 · Fr. · HS
 Belle Rose, La. (St. James)

HIGH SCHOOL

One of the top players in the state of Louisiana for the Class of 2023 ... Consensus 4-star wide receiver according to On3 ... Ranked as high as the nation's No. 18 wide receiver prospect by 247Sports.com ... Caught 61 passes for 1,097 yards and 14 TDs as a senior at St. James High School ... Averaged 18.0 yards per catch in leading St. James to the Division III non-select semifinals ... Selected to Baton Rouge Advocate All-Metro Team for Class 3A and below following 2022 season ... First team Class 3A All-State in 2022 ... Played at Ascension Catholic before transferring to St. James High School for his senior season ... Ran for 897 yards and 14 TDs as a sophomore at Ascension Catholic ... Clocked at 10.94 in the 100 and 21.7 in the 200 on the track ... At the 2021 LHSAA Outdoor Meet, finished second in the 200 meters (22.50) and second in the 100 (11.14).



34

Damian Ramos

Placekicker
 6-2 · 185 · So. · 1L
 Baltimore, Md. (St. Paul's High School)

· 2022 Freshman All-SEC (Coaches)

Enters third season with the Tigers after joining the team as a walk-on in the fall of 2021 ... Emerged as LSU's placekicker during camp last year and converted 10-of-14 field goals and 55-of-57 point-after attempts ... Earned Freshman All-SEC honors ... Strong leg with the ability to kick 50-yard field goals ... Outstanding accuracy ... Majoring in entrepreneurship.

REDSHIRT FRESHMAN SEASON (2022)

LSU's placekicker in all 14 games ... Had at least 1 field goal in 9 of 14 games ... Kicked pair of field goals (38 and 29 yards) in 13-10 win over Arkansas ... Kicked 36-yard field goal on LSU's first possession of the season against Florida State ... The 36-yard field goal was his first collegiate action ... Drilled all 8 point-after attempts against Southern the following week in his first game in Tiger Stadium ... Kicked

career-long 47-yard field goal with 1:52 left in game in 45-35 win over Florida ... Kicked 42-yard field goal vs. Georgia in SEC Championship Game ... In overtime win over Alabama, kicked 32-yard field goal that put LSU up 17-15 with 6:52 left in the fourth quarter ... Handled kickoffs for first 4 games of season before giving way to Nathan Dibert for remainder of season ... Kicked off 25 times with 11 touchbacks.

TRUE FRESHMAN SEASON (2021)

Did not see any game action a year ago.

HIGH SCHOOL

Standout kicker at St. Paul's High School in Baltimore, Maryland ... Rated with five stars by Chris Sailer Kicking ... 2020 MA Fall Camp Field Goal Champion ... 2020 NC Fall Camp Field Goal Champion ... 2020 TOP 12 Camp Invitee ... Also punted in high school.

DAMIAN RAMOS' CAREER-HIGHS

Field Goals: 2 vs. Arkansas, 2022
 Field Goals Attempted: 2, 5x (Last: vs. Georgia, 2022 SEC Championship Game; First: 2 vs. Florida State, 2022)
 Long Field Goal: 47 at Florida, 2022
 PATs: 8 vs. Southern, 2022
 PATs Attempted: 8 vs. Southern, 2022
 Points Scored: 9, 2x (Last: vs. Ole Miss, 2022; First: at Florida, 2022)

DAMIAN RAMOS' FIELD GOALS

In Tiger Stadium: 4-of-6
 In Road Games: 4-of-4
 In Neutral Site Games: 2-of-4
 On Natural Grass: 6-of-8
 On Turf: 4-of-6

DAMIAN RAMOS' CAREER STATISTICS

YEAR	G	FGM-FGA	<20	20-29	30-39	40-49	50+	LONG	PAT	POINTS
2022	14	10-14	0-0	2-2	6-9	2-3	0-0	47	55-57	85
Totals	14	10-14	0-0	2-2	6-9	2-3	0-0	47	55-57	85



44

Slade Roy

Long Snapper
 6-2 · 220 · Jr. · 1L
 Charlotte, N.C. (South Mecklenburg High School/East Carolina)

· 2022 SEC Academic Honor Roll

Enters second year at LSU after transferring from East Carolina in the summer of 2022 ... LSU's starting long snapper for punts and placekicks ... Appeared in all 14 games for the SEC Western Division Champion Tigers as a sophomore in 2022 ... Prior to LSU, served as East Carolina's long snapper as he helped the Pirates to a 7-5 mark and a berth in the Military Bowl in 2021 ... College career includes 26 games with 239 total special teams snaps (105 punts, 134 placekicks) ... Excellent student ... Named to the 2022 SEC Academic Honor Roll ... Also earned a spot on the Dean's List at LSU during the summer of 2022 ... Took part in LSU's Study Abroad program in May of 2023 when he joined 10 of his teammates on a 10-day trip to Senegal ... Majoring in management.

SOPHOMORE SEASON (2022)

LSU's long snapper for both punts and place kicks for a 14 games ... Had a total of 123 special teams snaps, 50 on punts and 73 on placekicks ... Credited with 4 tackles on punt coverage ... Had 1 tackle in games against Florida State, Auburn, UAB and Purdue.

TRUE FRESHMAN SEASON (2021)

Served as the long snapper in all 12 games for East Carolina ... East Carolina placekicker Owen Daffer converted 19-of-23 field goals and made all but two extra points with Roy snapping ... East Carolina punters combined to average 41.8 yards on 54 punts ... Credited with 116 total snaps during his debut season at East Carolina (55 punts, 61 placekicks).



15

Sage Ryan

Defensive Back
 5-11 · 203 · So · 1L
 Lafayette, La. (Lafayette Christian Academy)

Enters third season with the Tigers in 2023 ... Has shown steady improvement in each of his 2 previous seasons at LSU ... Versatile defensive back who can play either safety or the nickel position ... Ability to make plays all over the secondary ... Ball hawk with a knack for locating the football ... Can cover and tackle with equal ability ... Also a special teams contributor ... 16 career games with 3 starts ... 29 tackles ... Uncle is former LSU standout linebacker Trev Faulk and is also related (cousin) to former Tiger All-America Kevin Faulk ... Older brother Shakeir was a standout at Northwestern State and played three seasons in the CFL ... Appeared in 4 games with a pair starts at safety as a true freshman in 2021 ... Majoring in sports administration.

REDSHIRT FRESHMAN SEASON (2022)

Played in all 14 games with 1 start coming in win over Ole Miss ... Recorded career-best 5 tackles win over the Rebels ... Capped season with 23 tackles, 2 fumble recoveries and 2 forced fumbles ... Recovered 2 fumbles in home-opener against Southern ... Had 4 tackles vs. Tennessee and against Purdue in Citrus Bowl ... Forced fumbles against Tennessee and Alabama ... Against Auburn, broke a pass on a 4-and-10 at the LSU 37-yard line in third quarter ... LSU responded by scoring TD on next possession, taking the lead for good at 21-7.

TRUE FRESHMAN SEASON (2021)

Played in 4 games as a true freshman in 2021 ... Battled injuries for most of the year ... When healthy, played significant snaps on defense ... Started twice – vs. Florida and at Ole Miss ... Made collegiate debut at Kentucky ... Played well enough to earn start the following week in win over Florida ... Fina appearance came against Kansas State in the Texas Bowl, recording 1 tackle ... Finished year with 6 tackles and 2 pass breakups ... Career-best 3 tackles at Ole Miss.

HIGH SCHOOL

Five-star defensive back and one of the nation's top defensive backs for the class of 2021 from Lafayette Christian Academy ... Electric athlete with natural playmaking abilities in the defensive backfield ... Named Mr. Football for the state of Louisiana by the Louisiana Sports Writers Association ... Rated as a five-star prospect by 247 Sports and Rivals and a four-star by ESPN ... Ranked as the nation's No. 62 player in the ESPN 300 rankings... Listed as the No. 2 Safety in the country and No. 2 player in the state by 247 Sports... Led his team to back-to-back Division II state titles in 2018 and 2019 ... Earned Class 2A All-State honors in 2019 when he recorded 31 tackles and two interceptions on the defensive side of the ball ... On offense as a junior, he tallied 37 receptions for 702 yards and eight TDs and added 263 rushing yards and seven TDs ... As a senior, rushed for 576 yards and 13 TDs on 57 carries ... Caught 18 passes for 297 yards and 3 TDs ... Also returned three punts for touchdowns in 2020 ... Earned LSWA 2A all state honors as both an athlete and kick returner in 2020 and was named the Class 2A offensive MVP for the state ... Named to the Sports Illustrated All-America team and also earned a spot in the All-American Bowl... In four years at Lafayette Christian Academy, helped his team to a combined 48-3 overall record and two four straight state titles (two in Division IV and two in Division III) ... Comes from an outstanding football background with LSU ties as his uncle is former Tiger standout linebacker Trev Faulk and his cousin is Kevin Faulk, LSU's all-time leading rusher.

SAGE RYAN'S CAREER HIGHS

Tackles: 5 vs. Ole Miss, 2022
Tackles for loss: 0
Sacks: 0
Interceptions: 0
Passes Defended: 1, 3x (Last: at Auburn, 2022; First: vs. Florida, 2021)
Fumble Recoveries: 2 vs. Southern, 2022
Forced Fumbles: 1, 2x (Last: vs. Alabama, 2022; First: vs. Tennessee, 2022)

SAGE RYAN'S CAREER STATISTICS

YEAR	G-GS	UT	AT	TT	TFL	Sacks	PBU	QBH	INT	FF	FR
2021	4-2	2	4	6	0-0	0-0	2	0	0	0	0
2022	14-1	13	10	23	0-0	0-0	1	1	0	2	2-0
Totals	16-3	15	14	29	0-0	0-0	3	1	0	2	2-0



14

André Sam

Safety
6-1 · 180 · Sr./Trf.
Iowa, La. (Iowa High School/McNeese/Marshall)

- 2021 First Team All-Southland Conference (at McNeese)
- 2020 First Team All-Southland Conference (at McNeese)

Transfer safety who joined the Tigers following the spring semester in 2023 ... A former 2-time All-Southland Conference defensive back at McNeese ... Spent five years at McNeese before transferring to Marshall in the spring of 2022 ... Has 55 career appearances (43 at McNeese, 12 at Marshall) with 48 starts (38 at McNeese, 10 at Marshall) ... 232 career tackles to go with 7 interceptions and 22 pass breakups ... Played against LSU in Tiger Stadium in 2021 when the Tigers hosted McNeese ... Advocates for children who have speech impediments ... Has had a nearly life-long battle with stuttering.

SUPER SENIOR SEASON (2022 at Marshall)

Spent 2022 season at Marshall after transferring from McNeese ... Played in 12 games, starting 10 times ... Started first 9 games of season ... Finished year with 53 tackles, 5.5 tackles for loss, 7 pass breakups and an interception ... Also returned a fumble 20 yards in win over Old Dominion ... Tied a career-high with 10 tackles and added a half-tackle for loss and a pass breakup in historic win over Notre Dame in South Bend ... Had 7 tackles and 2 pass breakups the following week against Bowling Green ... Intercepted pass in win over James Madison ... Did not play against Appalachian State ... Had a QB hurry and a tackle in win over UConn in Myrtle Beach Bowl.

SENIOR SEASON (2021 at McNeese)

Played and started all 11 games ... Earned first team All-Southland Conference honors for second consecutive season ... Finished with 70 tackles, 7 pass breakups and an interception ... Tied career-high with 10 tackles vs. Incarnate Word ... Intercepted pass vs. Nicholls ... Started against LSU in Tiger Stadium and had 5 tackles and a pass breakup.

JUNIOR SEASON (Spring 2021 at McNeese)

Starter in all 7 games during the spring season ... Season moved to spring due to Covid-19 ... Led team with 52 tackles and 3 interceptions ... Named first team All-Southland Conference ... Set career-best with 10 tackles vs. Northwestern State ... Intercepted 2 passes in season finale against Sam Houston State ... Had 9 tackles and forced a fumble in season-opener against Tarleton State ... Had 8 tackles a tackle for a loss and 2 pass breakups against Southeastern Louisiana.

SOPHOMORE SEASON (2019 at McNeese)

Played and started all 12 games ... Had season-high 8 tackles in the opener vs. Southern ... Had 4 tackles and broke up 3 passes against Sam Houston State ... Had 3 tackles at Oklahoma State ... Had 7 tackles, including a tackle for a 2-yard loss, vs. Alcorn State ... Had 5 tackles against Central Arkansas, Stephen F. Austin and Nicholls ... Added a tackle for a 2-yard loss vs. Northwestern State.

REDSHIRT FRESHMAN SEASON (2018 at McNeese)

Appeared in 3 games ... Had 6 tackles, including 3 in the season-opener against Northern Colorado ... Also saw action against Houston Baptist (2 tackles) and BYU (1 tackle).

TRUE FRESHMAN SEASON (2017 at McNeese)

Redshirted as a true freshman in 2017.

HIGH SCHOOL

Earned All-State honors at wide receiver and kick returner at Iowa High School ... Caught 48 passes for 775 yards and 11 TDs as a senior, helping lead his team to the Class 3A state quarterfinals ... Caught 178 career passes for 2,593 yards and 31 TDs ... District champion in the long jump and as a member of the 4x100m and 4x200m relay teams.

ANDRE SAM'S CAREER HIGHS

Tackles: 10, 3x (Last: at Notre Dame, 2022 (at Marshall); First: vs. Northwestern State, Spring 2021 (at McNeese))
Tackles for Loss: 2.0 at James Madison, 2022 (at Marshall)
Sacks: 0.5 vs. Lamar, Spring 2021 (at McNeese)
Interceptions: 2 vs. Sam Houston State, Spring 2021 (at McNeese)
Pass Breakups: 3 vs. Sam Houston State, 2019 (at McNeese)

ANDRE SAM'S CAREER STATISTICS

YEAR	G-GS	UT	AT	TT	TFL	SACKS	PBU	QBH	INT	FF	FR
2018 McNeese	3-0	5	1	6	0	0	0	0	0	0	0
2019 McNeese	12-12	37	14	51	2.0-4	0	6	0	1-0	0	0
2020 McNeese	7-5	30	22	52	1.5-4	0.5-2	2	0	3-51	1	0
2021 McNeese	11-11	48	22	70	1.0-2	0	7	0	1-23	0	0
2022 Marshall	12-10	32	21	53	5.5-11	0	7	1	1-0	0	1-20
McNeese Totals	43-38	120	59	179	4.5-10	0.5-2	15	0	5-74	1	0
Marshall Totals	12-10	32	21	53	5.5-11	0	7	1	1-0	0	1-20
College Totals	55-48	152	80	232	10.0-21	0.5-2	22	1	6-74	1	1-20



6

Shelton Sampson Jr.

Wide Receiver
6-3 · 187 · Fr. · HS
Baton Rouge, La. (Catholic)

HIGH SCHOOL

Standout wide receiver at Catholic High School in Baton Rouge where he finished his prep career as the most accomplished player at his position in school history ... One of the top receiver prospects in the Class of 2023 ... Rated with 4-stars and No. 36 overall and No. 6 at his position in the On3 Composite ... Ranked as high as No. 23 overall nationally and the No. 4 wide receiver by On3 ... Ranked No. 41 nationally by ESPN.com ... Capped his prep career with 140 receptions for 2,495 yards and 31 touchdowns ... Ranks No. 1 in school history in receptions, receiving yards and TDs ... As a senior, caught 79 passes for 1,152 yards and 18 TDs becoming only the third player in Catholic history to reach 1,000 receiving yards in a season ... First team 5A All-State as both a junior and senior ... Named to 2022 Class 5A/4A All-Metro Football Team for Baton Rouge ... Hauled in 40 passes for 932 yards and 8 TDs as a junior ... Scored 192 points during his high school career, which ranks No. 7 all-time in school history ... In four years at Catholic, team went a combined 44-6 with two Louisiana Division I State Championships, three appearances in the state championship game and a pair of district titles ... High school teammates with LSU offensive lineman Emery Jones Jr ... Invited to participate in Under Armour All-America game ... His dad Shelton Sampson was a standout running back at Northwestern State from 2002-05.



94

Paris Shand

Defensive Tackle
6-5 · 290 · Jr. · Trf.
Toronto, Ontario, Canada (The Loomis Chaffee School/Arizona)

Tremendous all-around athlete who joins the Tigers after transferring from Arizona ... Spent three years at Arizona, appearing in 24 games with 10 starts ... Standout basketball player as well ... Member of Canada's U16 National Team in 2017, winning a silver medal at the FIBA U16 Americas Championship in Argentina ... Born in Canada ... Played high school football at the Loomis Chaffee School in Windsor, Connecticut ... Dad Kevin Shand played college basketball at Duquesne, was a member of the Canadian National Team and played professionally overseas.

SOPHOMORE SEASON (2022 at Arizona)

Appeared in 9 games with 7 starts on the defensive line ... Finished with 23 tackles, 2.5 tackles for loss and 2.5 sacks ... Tallied a career-best 5 tackles to go along with a forced fumble in season-opener vs. San Diego State ... Followed that with 5 tackles, including 1.5 sacks for 11-yards in losses vs. Mississippi State ... Forced a fumble vs. Mississippi State ... Had 2 tackles and sack for a 4-yard loss in win over Colorado ... Recovered a fumble vs. Colorado ... Had 4 tackles vs. Utah.

REDSHIRT FRESHMAN SEASON (2021 at Arizona)

Logged time in 11 of the Wildcats 12 games, with three starts ... Totaled 16 tackles, 2 tackles for loss, 1.5 sacks, and 2 quarterback hurries...Set season-high with 4 tackles and 1.5 tackles for loss at USC ... Important contributor to an Arizona defensive unit that ranked second in the Pac-12 with an average of 5.8 tackles for loss per game...Logged at least one tackle in 9-of-11 games in which he appeared, including five multi-tackle performances.

TRUE FRESHMAN SEASON (2020 at Arizona)

Played in 4 games with 2 tackles and a tackle for loss, all coming against Washington ... Also saw action against USC, UCLA and Arizona State.

HIGH SCHOOL

Prepped at The Loomis Chaffee School in Windsor, Conn., where he was rated as a 3-star prospect ... Rated as the No. 13 player in the state of Connecticut and No. 79 nationally at his position for the Class of 2020 ... As a senior on the defensive line, tallied 50 tackles, 10.0 sacks, and a forced fumble ... Also competed in basketball and track and field ... Member of Team Canada U16 Basketball squad in 2017 that competed in the FIBA U16 Americas Championship in Argentina ... Canada went 3-0 in Group Play and finished as a silver medalist, falling to USA in Gold Medal game ... USA team featured several future NBA stars including James Wiseman, Scott Barnes, and Jalen Green ... Scored 5 points and had 7 rebounds in semifinal win over Puerto Rico ... OFSAA silver medalist in shot put.

PARIS SHAND'S CAREER HIGHS (at Arizona)

Tackles: 5 vs. San Diego State, 2022
Tackles for Loss: 1.5, 2x (Last: vs. Mississippi State, 2022)
Sacks: 1.5 vs. Mississippi State, 2022

PARIS SHAND'S CAREER STATS (at Arizona)

YEAR	G-GS	UT	AT	TT	TFL	Sacks	PBU	QBH	INT	FF	FR
2020	4-0	2	0	2	1.0-2	1.0-2	0	0	0	0	0
2021	11-3	8	8	16	2.0-7	1.5-6	0	2	0	0	0
2022	9-7	12	11	23	2.5-15	2.5-15	0	0	0	2	1-0
Totals	24-10	22	19	41	5.5-24	5.0-23	0	2	0	2	1-0



Maason Smith
Defensive Tackle
6-5 · 300 · So. · 1L
Houma, La. (Terrebonne HS)

- 2021 Freshman All-America (Football Writers Association of America)
- 2021 Freshman All-SEC

Enters third season with the Tigers ... One of the nation's top defensive linemen despite missing all but one quarter of the 2022 season ... Fully recovered and enters 2023 with no limitations ... Injured knee in first quarter of 2022 season-opener against Florida State ... Used his time off the field to serve as a mentor to the defensive linemen ... Despite injury, was still involved in every aspect of the team and serves as a team leader and an ambassador for the program ... Redshirted in 2022 ... Was in position for a breakout season in 2022 after earning Freshman All-America honors in 2021 ... The most imposing player on the LSU roster ... Extremely hard worker in all areas of the game – practice field, weight room and film room ... Strong, quick off the ball, and difficult to block ... Rarely gets beat 1-on-1 and often requires the attention of more than one offensive lineman ... Brings a great attitude to work each day ... Has the desire to be a great player ... Looked like an NFL veteran from the first time he stepped on campus ... Rated as the nation's top prep defensive lineman for the Class of 2021 ... Enrolled at LSU early and took part in spring practice prior to his rookie season ... First player in LSU history to wear No. 0 ... Recorded 19 tackles, 5.0 tackles for loss and 4.0 sacks as a true freshman in 2021 ... Majoring in interdisciplinary studies.

SOPHOMORE SEASON (2022)

Started season-opener against Florida State ... Suffered season-ending knee injury in first quarter of season-opener against Florida State.

TRUE FRESHMAN SEASON (2021)

Played in 9 games, starting 4 times ... First career start came at Kentucky ... Other starts came against Florida, Ole Miss and Kansas State in the Texas Bowl ... In first game in Tiger Stadium, had 6 tackles, 3.5 tackles for loss (-24) and 3.0 sacks (-22) in win over McNeese ... Had 5 tackles and a half-tackle for loss (-2) at Kentucky ... Recorded a sack for a 3-yard loss and a pair of tackles in win over Florida.

HIGH SCHOOL

The nation's top defensive line prospect according to Rivals ... Has the size and athleticism to be the next great defensive lineman for the Tigers ... Rated with five-stars by both 247 Sports and Rivals and earned four-stars from ESPN ... Is the top-ranked player in the state of Louisiana for the Class of 2021 ... Listed as the nation's No 2 defensive line prospect according to the 247 Sports Composite, which also has him ranked No. 18 overall nationally ... Had a dominant high school career at Terrebonne, racking up over 200 tackles, 60 tackles for loss and 26 sacks ... As a senior, registered 63 tackles, 24 tackles for loss, nine sacks and 22 quarterback hurries ... Combined for 141 tackles, 36 tackles for loss, 12 sacks and batted down 11 passes as a sophomore and junior ... Earned a spot on the All-American Bowl roster.

MAASON SMITH'S CAREER HIGHS

Tackles: 6 vs. McNeese, 2021
Tackles for loss: 3.5 vs. McNeese, 2021
Sacks: 3.0 vs. McNeese, 2021
QB Hurries: 1 at Ole Miss, 2021

MAASON SMITH'S CAREER STATISTICS

YEAR	G-GS	UT	AT	TT	TFL	Sacks	PBU	QBH	INT	FF	FR
2021	9-4	13	6	19	5.0-29	4.0-25	0	1	0	0	0
2022	1-1	0	0	0	0	0	0	0	0	0	0
Totals	10-5	13	6	19	5.0-29	4.0-25	0	1	0	0	0



Omar Speights
Linebacker
6-1 · 235 · Sr./Trf.
Philadelphia, Pa. (Crescent Valley HS/Oregon State)

- 2022 First Team All-Pac 12 (Coaches)
- 2022 Second Team All-Pac 12 (AP)
- 2019 Freshman All-America (USA Today, FWA, The Athletic)
- 2019 Pac-12 Freshman of the Week vs. Washington

Standout linebacker who will factor heavily into LSU's defensive plans in 2023 ... Joined the Tigers in the spring of 2023 after transferring from Oregon State ... Went through spring drills and gained immediate respect from his teammates ... Emerged from spring as a player who will be a difference-maker for LSU this season as well as one who established himself as a team leader ... Four-year starter at linebacker at Oregon State ... First team All-Pac 12 in 2022 after leading Oregon State to a 10-win season ... Freshman All-America in 2019 ... Appeared in 45 games during his 4 years at Oregon State, starting 39 times ... Racked up 308 tackles, 25.0 tackles for loss and 5 sacks ... Graduated from Oregon State in December of 2022 with a degree in business administration ... Born and raised in Philadelphia, Pennsylvania ... His brother Jeromy also played football at Oregon State.

SENIOR SEASON (2022 at Oregon State)

Started all 13 games for the Beavers, leading the team in tackles with 83 ... Named first team All-Pac 12 by the league coaches and second team all-conference by the Associated Press ... Helped Oregon State to a 10-3 record and a win over Florida in the Las Vegas Bowl ... Leader of Oregon State defense that led the Pac-12 in both total defense (332.8 yards per game) and rush defense (108.2 yards per game) ... Had season-high 13 tackles in win over Oregon ... Closed year with tackles, including 2 for losses, in bowl win over Florida ... Oregon State held Florida to 39 rushing yards (33 attempts) and 219 total yards in Las Vegas Bowl ... Had 9 tackles and a tackle for loss against Washington ... Recorded 8 tackles against USC.

JUNIOR SEASON (2021 at Oregon State)

Played and started all 13 games for the Beavers ... Racked up 89 tackles to go along with 5.0 tackles for loss and a pair of interceptions ... Opened season with 12 tackles vs. Purdue ... Had 9 tackles in 4 games – Utah, Stanford, Oregon and Utah State in the LA Bowl ... Intercepted passes against Idaho and Washington State ... Had 5 tackles and recovered a fumble against USC.

SOPHOMORE SEASON (2020 at Oregon State)

Started all 7 games during the Covid-shortened season ... Had 63 tackles and 4.5 tackles for loss ... Double-digit tackle games against Cal (10), Utah (13) and Arizona State (12).

TRUE FRESHMAN SEASON (2019 at Oregon State)

Played in all 12 games with 6 starts ... Earned Freshman All-America honors ... Ranked second on team in tackles with 73 ... Added 7.5 tackles for loss ... The 73 tackles ranked third among all freshmen (true or redshirt) nationally ... Earned Pac-12 Freshman of the Week honors after his 18-tackle performance vs. Washington ... Reached double-digit tackles against Utah (10), Arizona (10), and Oregon (10) ... Had 6 tackles and an interception vs. Washington State ... Forced a fumble vs. Cal-Poly ... Had 6 tackles and a sack for a 13-yard loss vs. Arizona State.

HIGH SCHOOL

Rated with 4 stars by Rivals as a senior at Crescent Valley High School in Oregon ... Transferred to Crescent City after playing his first 3 years of high school football in Philadelphia ... 4A All-State selection in Pennsylvania as a junior ... Also played defensive end and running back ... Rated the top overall player in Pennsylvania prior to moving to Oregon.

OMAR SPEIGHTS' CAREER HIGHS (at Oregon State)

Tackles: 18 vs. Washington, 2019
Tackles for Loss: 2.0, 2x (Last: vs. Florida, 2022 Las Vegas Bowl)
Sacks: 1.0, 4x (Last: vs. Utah State, 2021 LA Bowl)
Interceptions: 1, 3x (Last: at Washington State, 2021)
Fumble Recovery: 1, 2x (Last: at USC, 2021)

OMAR SPEIGHTS' CAREER STATISTICS (at Oregon State)

YEAR	G-GS	UT	AT	TT	TFL	SACKS	PBU	QBH	INT	FF	FR
2019	12-6	43	30	73	7.5-30	3.5-21	3	2	1-3	0	1
2020	7-7	32	31	63	4.5-8	1.0-2	0	0	0	0	0
2021	13-13	33	56	89	5.0-13	0.5-2	1	2	2-4	0	1
2022	13-13	39	44	83	8.0-21	0-0	1	4	0	0	0
Totals	45-39	147	161	308	25.0-72	5.0-25	5	8	3-1	0	2



26
Ashton Stamps
 Cornerback
 6-0 · 167 · Fr. · HS
 Harvey, La. (Archbishop Rummel)

HIGH SCHOOL

Outstanding defensive back prospect from Archbishop Rummel in the New Orleans area ... Rated with 3-stars in the On3 Consensus ... Ranked as high as No. 34 nationally at his position by On3 ... Rarely had a ball thrown his way as a senior as he was targeted only 10 times ... Still managed 65 tackles, 9 pass breakups, created 3 turnovers and blocked 2 field goals ... Selected to 2022 New Orleans All-Metro large-schools team ... First team 5A All-State as a senior ... Is skilled in playing both the piano and drums.



13
Bradyn Swinson
 Edge/Jack
 6-4 · 233 · Jr. · Trf.
 Douglasville, Ga. (Chapel Hill HS/Oregon)

Talented edge rusher who joined the Tigers after transferring from Oregon ... Signed with the Tigers in December of 2022 ... Spent 3 years at Oregon, appearing in 30 games with 1 start ... Highly-recruited prospect in the Class of 2020 ... Earned Pac-12 Defensive Lineman of the Week for his performance in Oregon's win over Ohio State in 2021.

SOPHOMORE SEASON (2022 at Oregon)

Played in 12 games with no starts for 9-3 Oregon ... Recorded 8 tackles and 1.5 tackles for loss ... Talled a tackle for a 2-yard loss in win over Arizona ... Recorded 2 tackles vs. Stanford and BYU.

REDSHIRT FRESHMAN SEASON (2021 at Oregon)

Played in 11 of 14 games as a second-year freshman ... First career start came in win over Ohio State ... Finished with 24 total tackles, 14 solo tackles, 4.0 tackles-for-loss, 3.0 sacks, and a forced fumble ... Played 354 total snaps, including 334 on defense ... Opened season with 5 tackles and a sack for 14-yard loss vs. Fresno State ... Played a key role in Oregon's historic upset win over Ohio State in Ohio Stadium, tallying 5 tackles and adding a key sack in the fourth quarter that led to the game-sealing interception ... Named the Pac-12 Defensive Lineman of the Week for his breakout performance ... Notched his third sack of the season and forced a fumble for the first time in his career vs. UCLA ... Against Washington State, had 3 tackles and a tackle for loss.

TRUE FRESHMAN SEASON (2020 at Oregon)

Appeared in all 7 of Oregon's games as a true freshman during the pandemic-shortened 2020 season ... Talled 3 total tackles and a pass breakup ... Assisted on first career tackle against UCLA ... First career solo tackle vs. Oregon State ... Made a solo tackle and broke up a pass in the Pac-12 Championship Game vs. USC.

HIGH SCHOOL

Consensus three-star prospect by ESPN, Rivals and 247Sports ... Rated a top-5 strong-side defensive end in Georgia by Rivals and 247Sports ... Ranked No. 18 nationally at strong-side defensive end and No. 45 overall in Georgia by 247Sports ... No. 26 strong-side defensive end in the country and No. 55 overall prospect in Georgia according to Rivals ... Graded as the No. 49 defensive end in the class by ESPN ... PrepStar All-Southeast Region selection ... A 4-year letterman at Chapel Hill High School ... Named the Region 5-AAAA Co-Defensive Player of the Year as a senior ... Named Douglas County Player of the Year ... Recorded 10 sacks and 16 tackles for loss, making 79 tackles with 24 quarterback hurries ... Made nine tackles, two for loss, with a sack and fumble recovery in a season-opening win over Newnan High School ... On the Atlanta Journal Constitution Preseason All-State Team prior to senior year ... First-team All-Region 5-AAAA selection as a junior ... Named honorable mention all-state by the Atlanta Journal Constitution as a junior ... Finished the year with 25 tackles for loss and eight sacks, making 78 tackles and forcing two fumbles ... Recorded multiple tackles for loss in seven games, including three or more in six games ... Had a season-high three sacks with nine tackles in a late-season win over LaGrange High School ... Received 5-AAAA All-Region honorable mention recognition as a sophomore ... Totaled 12 tackles for loss and six sacks, making 51 tackles ... Made seven tackles with two sacks and four tackles for loss in a win over Sandy Creek High School ... High school coach was Justin DeShon

BRADYN SWINSON'S CAREER HIGHS (at Oregon)

Tackles: 5, 2x (Last: vs. Ohio State, 2021)
 Sacks: 1, 3x (Last: vs. UCLA, 2021)

BRADYN SWINSON'S CAREER STATS (at Oregon)

YEAR	G-GS	UT	AT	TT	TFL	Sacks	PBU	QBH	INT	FF	FR
2020	7-0	2	1	3	0	0	1	0	0	0	0
2021	11-1	14	10	24	4.0-24	3.0-23	2	0	0	1	0
2022	12-0	5	3	8	1.5-3	0	0	0	0	0	0
Totals	30-1	21	14	35	5.5-27	3.0-23	3	0	0	1	0



86
Mason Taylor
 Tight End
 6-5 · 245 · So./1L
 Plantation, Fla. (St. Thomas Aquinas High School)

- 2022 Freshman All-SEC (Coaches, AP)
- 2022 SEC Freshman of the Week vs. Alabama
- 2022 SEC First-Year Academic Honor Roll

Outstanding young talent who made an immediate impact during his first season at LSU ... Goes into sophomore season as one of the nation's top tight ends after earning Freshman All-SEC honors in 2022 ... Ranks second on LSU's all-time single-season list for receptions (38) and No. 3 in receiving yards (414) by a tight end ... Made Tiger Stadium erupt when he hauled in a 2-point conversion in overtime in LSU's 32-31 win over Alabama ... Does everything well on the football field ... Makes catches with ease, tremendous as a blocker in the running game especially when it comes to providing downfield blocks for a scrambling Jayden Daniels ... Comes from a football family as he dad Jason played 15 years in the NFL and is in the Pro Football Hall of Fame ... His uncle Zach Thomas is also a former NFL standout ... His brother Isaiah plays football at Arizona ... Last year, head coach Brian Kelly said of Mason Taylor, "we hit a home run with Mason Taylor. He's been outstanding. I've been blessed. I've had some great tight ends. I've got seven of them right now who are active in the NFL. And Mason Taylor is as good as any freshman tight end that I've had" ... Named to First-Year SEC Academic Honor Roll for the 2022-23 academic year ... Majoring in general business.

TRUE FRESHMAN SEASON (2022)

Appeared in 14 games, starting 13 times ... Started final 13 games of the season ... Caught a pass in all but one game (at Arkansas) ... Finished third on team in receptions (38) and receiving yards (414) ... His 38 receptions rank No. 2 in school history for a tight end in a single season ... Ranks No. 3 on LSU's single-season list for receiving yards by a tight end (414) ... Both are the most by a freshman tight end in LSU history ... Will long be remembered for hauling in 2-point conversion from Jayden Daniels in overtime to beat Alabama, 32-31 ... Named SEC Freshman of the Week for his performance in win over Crimson Tide (3 receptions, 36 yards, 1 TD) ... Against Alabama, caught a 7-yard TD pass with 1:47 remaining in contest to put the Tigers up 24-21 ... All 3 receptions vs. Alabama resulted in a first down (twice) or a touchdown (1) ... Had career-best 6 receptions for 63 yards vs. Georgia in SEC Championship Game ... Followed that with a career-best 88 yards on 5 catches vs. Purdue in Citrus Bowl ... Scored on a 32-yard pass from Daniels in the second quarter that put LSU up 21-0 against Purdue ... In LSU debut, caught 4 passes for 34 yards vs. Florida State ... Caught just 1 pass (6 yards) at Florida, but it came on 3-and-2 in first quarter and extended what turned out to be a TD scoring drive for the Tigers ... Against Ole Miss, scored first TD of career on a 1-yard pass from Daniels that put LSU up for good at 24-20 with 8:25 left in the third quarter.

HIGH SCHOOL

Versatile tight end that has tremendous pass-catching ability ... Prepped at St. Thomas Aquinas High School in south Florida ... Rated with four-stars and as the No. 7 ranked tight end in the nation by Rivals ... Big frame that will allow him to also be effective in run blocking ... Caught 12 passes for 162 yards in the opening game of the 2021 season ... Started at tight end for the 2020 7A Florida state champion team ... Named to the Miami Herald All-Broward 8A-6A first-team ... Father is Jason Taylor, 2006 NFL Defensive Player of the Year, who played for the majority of his professional career as a Miami Dolphin and tallied 139.5 sacks ... Jason was inducted into the NFL Hall of Fame in 2017, which was his first year of eligibility ... Uncle is Zach Thomas, another NFL player with an extensive history in the league, playing linebacker for 12 seasons on the Dolphins and one with the Dallas Cowboys.

MASON TAYLOR'S CAREER HIGHS

Receptions: 6 vs. Georgia, 2022 SEC Championship Game
 Receiving Yards: 88 vs. Purdue, 2023 Citrus Bowl
 Receiving TDs: 1, 3x (Last: vs. Purdue, 2023 Citrus Bowl); First: vs. Ole Miss, 2022
 Longest Reception: 38 vs. Ole Miss, 2022

MASON TAYLOR'S CAREER RECEIVING STATISTICS

YEAR	G-GS	REC.	YDS.	TD	LONG
2022	14-13	38	414	3	38 (TD)
TOTAL	14-13	38	414	3	57 (TD)



11
Brian Thomas Jr.
 Wide Receiver
 6-4 · 201 · Jr. · 2L
 Walker, La. (Walker HS)

A big-play threat in LSU's passing game ... Big target for the Tigers who possesses tremendous speed and great hands ... Creates mismatches with cornerbacks due to his size ... Outstanding leaping ability and rarely gets beat on a 50-50 ball ... Part of LSU's receiving rotation for past two years and will continue to be a significant contributor on offense ... A natural athlete who also excelled in basketball in high school ... Turned down opportunity to play Division I basketball at a number of schools to attend LSU ... Appeared in 25 games in 2 years with the Tigers, starting 15 times ... 59 career receptions for 720 yards and 7 TDs ... Majoring in sports administration.

SOPHOMORE SEASON (2022)

Appeared in 13 games with 6 starts ... Fourth on team in receptions with 31 ... Had 361 receiving yards and 5 TDs ... Caught a pass in all but 2 game (at Auburn, vs. Alabama) ... Opened season with 5 receptions for 44 yards vs. Florida State ... Had 5 catches for 37 yards vs. Tennessee ... Caught 4 passes against UAB (21 yards) and Purdue in Citrus Bowl (31 yards) ... TD receptions vs. came Southern (44 yards), New Mexico (57 yards), Florida (24 yards), UAB (5 yards) and Purdue (10 yards).

TRUE FRESHMAN SEASON (2021)

Played in 12 games, starting 9 times ... The 9 starts were the most of any true freshman on the team in 2021 ... Caught 28 passes for 359 yards and 2 TDs ... Caught at least one pass in all but one game in which he appeared ... Hauled in a 8-yard TD pass on LSU's opening drive against Alabama, putting the Tigers up 7-0 in the first quarter ... The TD reception against Alabama was the first of his career ... Added a 42-yard reception in the third quarter in win over ULM ... Caught 1 pass for 18 yards in collegiate debut at UCLA ... Caught career-best 5 passes for 32 yards vs. Auburn ... Has career-high 61 yards on 4 catches in win over ULM ... Capped season with 2 receptions for 15 yards vs. Kansas State in the Texas Bowl.

HIGH SCHOOL

Two-sport standout at Walker High School just outside of Baton Rouge ... Excelled in both football and basketball at Walker High School ... Earned 4-stars from ESPN, Rivals and the 247Sports Composite rankings ... Listed as the nation's No. 86 high school prospect and the No. 13 wide receiver ... Listed as the No. 4 player in Louisiana ... Caught 30 passes for 507 yards and seven TDs as a senior in 2020 ... Added a pair of rushing TDs ... As a junior, hauled in 75 passes for 1,272 yards and 17 touchdowns ... Caught 10 passes for 155 yards and a TD against top-ranked St. Thomas More as a senior ... In his first football game at Walker – which came as a sophomore in 2018 – caught four passes for 278 yards and three TDs (89, 63, and 75 yards) ... Selected to participate in the 2021 Adidas All-American Bowl ... On the basketball court as a freshman, helped Walker to a 33-4 mark and the 2018 5A championship, the first in school history ... Named Most Outstanding Player in state title game in 2018 after scoring 20 points and grabbing eight rebounds in win over Landry-Walker ... As a sophomore, had 29 points and eight rebounds in a loss to Thibodaux High School in 2019 5A state title game ... Named second team 5A All State as junior ... Scored more than 1,000 points in each of his three seasons of basketball ... Coached in high school by Chad Mahaffey.

BRIAN THOMAS' CAREER HIGHS

Receptions: 5, 3x (Last: vs. Tennessee, 2022; First: vs. Auburn, 2021)
 Receiving Yards: 65 vs. New Mexico, 2022
 Receiving TDs: 1, 7x (Last: vs. Purdue, 2023 Citrus Bowl; First: at Alabama, 2021)
 Longest Reception: 57 vs. New Mexico, 2022

BRIAN THOMAS' CAREER RECEIVING STATISTICS

YEAR	G-GS	REC.	YDS.	TD	LONG
2021	12-9	28	359	2	42 (TD)
2022	13-6	31	361	5	57 (TD)
TOTAL	25-15	59	720	7	57 (TD)



38
Peyton Todd
 Punter
 6-5 • 240 • So. • Sqd.
 West Monroe, La. (West Monroe HS)

• 2021 SEC Academic Honor Roll

Two-year squad member for the Tigers heading into 2023 ... Redshirted as a true freshman in 2021 and then served as the backup punter to Jay Bramblett in 2022 ... LSU's backup holder on placekicks as well ... Appeared in 1 game during his career (vs. Purdue in the 2023 Citrus Bowl) ... Named to 2021 SEC Academic Honor Roll ... Majoring in Animal Science.

REDSHIRT FRESHMAN SEASON (2022)

Served as LSU's backup punter and holder for placekicks ... Played in 1 game, holding on a point-after touchdown in the Citrus Bowl win over Purdue.

TRUE FRESHMAN SEASON (2021)

Did not see any game action.

HIGH SCHOOL

The nation's top punting prospect for the Class of 2021 according to 247 Sports ... Product of West Monroe High School in West Monroe, Louisiana ... Big frame, standing 6-4 ... Listed as a five-star by Kohl's Professional Kicking Camps and ProKicker.Com... Twice named the recipient of the Ray Guy ProKicker.Com Top Prospect Award... As a junior in 2019, averaged 42 yards a punt with 20 of his punts downed inside the 20-yard line ... At the Kohl's Professional Kicking Camp in 2016 averaged 65 Yards per punt and 5.11 seconds of hangtime per kick ... Also excelled on the defensive side of the ball, playing linebacker as a junior ... Led the team in interceptions as a junior ... Coached by Jerry Arledge.



25
Javien Toviano
 Cornerback
 6-1 • 199 • Fr. • HS
 Arlington, Texas (Martin)

Enrolled at LSU in January and took part in spring drills ... One of the nation's top cornerbacks in the Class of 2023 ... Majoring in mechanical engineering.

HIGH SCHOOL

Rated with 5-stars and the No. 3 player at his position nationally from Rivals.com ... In the On3 Composite, ranked with 4-four stars, No. 5 nationally at his position and the No. 9 overall player in the state of Texas ... Ranked as the top player in the Dallas Metro area ... Helped team to a 10-2 record and a second round appearance in the state playoffs ... Team won the 8-6A district title in 2022 ... As a senior, credited with 38 tackles, 2 interceptions, 2 forced fumbles ... Returned both interceptions for TDs in 2022 ... On offense, rushed 41 times for 415 yards and 8 TDs ... Capped career with 105 tackles, 3 interceptions, 19 pass breakups and 5 forced fumbles.



69
Charles Turner III
 Center
 6-4 • 295 • Sr. • 3L
 Canton, Ohio (IMG Academy)

• LSU Graduate (Interdisciplinary Studies), May 2023

Veteran offensive lineman who has developed tremendously under offensive line coach Brad Davis ... One of the top centers in the SEC going into 2023 ... Versatile player with the ability to play multiple positions on the offensive line if necessary ... Team leader ... Started 12 games at center for the Tigers in 2022 with LSU going 9-3 in those games ... Took over at center in 2022 after serving as a backup at the position in 2021 ... Very athletic player with complete understanding of the center position ... Has appeared in 27 games at LSU, starting 13 times (12 at center, 1 at right tackle) ... Graduated in May of 2023 with a degree in interdisciplinary studies.

JUNIOR SEASON (2022)

Appeared and started in 12 games, all at center ... LSU was 9-3 in those games ... Played a total of 811 snaps from scrimmage ... Didn't get called for a penalty in final 10 games in which he appeared ... Called for 5 penalties all season (2 vs. Southern, 3 vs. Mississippi State) ... Saw action on 70-plus plays in 9 games, including a season-high 82 vs. Tennessee ... Played 81 snaps in comeback win over Auburn ... Played every offensive snap in LSU's 45-point, 500-yard offensive outburst in win over No. 7 Ole Miss ... Played 73 snaps in overtime win over Alabama ... Helped pave the way for an LSU offense that set the school record for rushing TDs in 2022 with 39, breaking previous mark of 37 set in 2013.

SOPHOMORE SEASON (2021)

Played in 4 games, starting at right tackle in the win over McNeese ... Served as the backup center to Liam Shanahan ... Cross trained at all positions on the line, filling in where necessary ... Logged a career-best 73 snaps in win over McNeese ... Other action came against UCLA, Auburn, and Kentucky.

REDSHIRT FRESHMAN SEASON (2020)

Appeared in 8 games with no starts ... Most extensive action came against Missouri when he played 58 snaps against the Tigers ... Filled in for an injured Cam Wire in that game who went down with an injury after he was subbing for Ed Ingram, who missed the contest ... Contributed on point-after touchdown and field goal protection in other seven appearances.

TRUE FRESHMAN SEASON (2019)

Redshirted as a true freshman in 2019 ... Saw action in 3 games as a true freshman – Georgia Southern, Northwestern State and Vanderbilt ... Played a total of 36 snaps – 16 vs. Georgia Southern, 11 vs. Northwestern State and 9 vs. Vanderbilt.

HIGH SCHOOL

A consensus three-star prospect according to 247Sports, Rivals, and ESPN... Selected to take part in the 2019 All-American Bowl... Ranked as the 6th best center nationally according to 247Sports... Attended IMG Academy his final two years of high school, helping his team to a 16-1 mark during that span.



33

West Weeks

Linebacker
6-2 · 238 · Jr./1L
Watkinsville, Ga. (Oconee County High School/Virginia)

Enters second season at LSU in 2023 after transferring from Virginia ... Is joined on the LSU roster by his brother, Whit ... Whit signed with the Tigers in December of 2022 and enrolled at LSU in January ... Appeared in 14 games in his first year with the Tigers after playing in 11 games as a true freshman at Virginia in 2021 ... 59 career tackles, 4.0 tackles for loss and 2.5 sacks in 25 games ... His dad, David, was a three-year starter on the offensive line for Georgia from 1991-95 ... Joined 10 of his teammates for LSU's Study Abroad program in May of 2023 that saw the group travel to Senegal for a 10-day trip ... Majoring in entrepreneurship.

SOPHOMORE SEASON (2022)

Appeared in all 14 games for the Tigers, seeing action at linebacker and special teams ... Recorded 28 tackles, 3.0 tackles for loss and 1.5 sacks ... Capped season with 6 tackles in Citrus Bowl win over Purdue ... Had 3 tackles vs. Florida State in LSU debut ... Had 4 tackles, including two for losses and a sack, in win over New Mexico ... Forced a fumble to go along with 5 tackles in Tiger Stadium debut vs. Southern.

TRUE FRESHMAN SEASON (2021 at Virginia)

Made an immediate impact as a true freshman, appearing in 11 games with one start ... Started the season-final against Virginia Tech ... Finished rookie season with 31 tackles, a sack and a fumble recovery ... Had 5 tackles and a sack for a 14-yard loss against the Hokies ... A week prior, recorded career-best 8 tackles and had 2 pass breakups against Pittsburgh ... Had 5 tackles in win over Duke in mid-October, a victory that ran Virginia's record to 5-1 ... First college appearance came in season-opening win over William & Mary (1 tackle).

HIGH SCHOOL

Played linebacker at Oconee County High School for head coach Travis Noland ... piled up 250 career tackles as a linebacker at Oconee County ... a preseason second-team all-state pick for Georgia by MaxPreps ... has helped Oconee County (11-0) to the semifinals of Georgia's Class AAA playoffs ... also played quarterback for the Warriors this season ... has 91 total tackles, including 36 solo stops this season ... has caused one fumble and intercepted one pass as a senior ... has season-high 15 tackles this year vs. Thomasville and Monroe Area ... averages 32 yards per return on five kickoff run backs this season ... Oconee County (13-2) reached state championship game in 2019 ... achieved Class AAAA all-state honors as a junior ... amassed 112 tackles as a junior, including 45 solo stops ... caught 16 passes and rushed the ball 11 times in 2019 ... played six different positions for Oconee County during his prep career ... father, David, was offensive line coach at Oconee County ... father was a three-year starter at offensive line at Georgia where he played from 1991-95 ... a three-star recruit by ESPN.com, Rivals.com and 247sports.com ... rated the No. 29 junior in Georgia prior to the 2020 season.

WEST WEEKS CAREER HIGHS

Tackles: 8 vs. Pittsburgh, 2021
Tackles for loss: 2.0 vs. New Mexico, 2022
Sacks: 1.0, 2x (Last: vs. New Mexico, 2022; First: vs. Virginia Tech, 2021)
Interceptions: 0
Pass Breakups: 2 vs. Pittsburgh, 2021

WEST WEEKS CAREER STATISTICS (at Virginia)

YEAR	G-GS	UT	AT	TT	TFL	Sacks	PBU	QBH	INT	FF	FR
2021 Virginia	11-1	15	16	31	1.0-14	1.0-14	5	2	0	0	1-0
2022 LSU	14-0	15	13	28	3.0-4	1.5-3	0	0	0	1	0
Virginia Totals	11-1	15	16	31	1.0-14	1.0-14	5	2	0	1	1-0
LSU Totals	14-0	15	13	28	3.0-4	1.5-3	0	0	0	0	0
College Totals	25-1	30	29	59	4.0-18	2.5-17	5	2	0	0	1-0



40

Whit Weeks

Linebacker
6-3 · 217 · Fr. · HS
Watkinsville, Ga. (Oconee County)

Enrolled at LSU in January and participated in spring practice ... Older brother Whit is also a linebacker for the Tigers ... Returned an interception for a touchdown in the spring game ... Dad played football at Georgia ... Majoring in entrepreneurship.

HIGH SCHOOL

Playmaking linebacker and one of the top players in the state of Georgia ... Joins brother West on the LSU roster ... Rated a consensus 4-star linebacker in the On3 Composite ... Listed as high as the No. 11 player at his position nationally and No. 10 overall for the state of Georgia by 247Sports ... Led Oconee County to the Georgia 3A state semifinals in 2022 ... Named Region 8-3A Player of the Year as a senior ... Played on both sides of the ball in high school, also seeing action at running back, wide receiver and kick returner ... Recorded 104 tackles, 19 tackles for loss, 2 sacks and 3 interceptions in 2022 ... Also rushed for 396 yards, caught 16 passes for 33 yards and scored a total of 16 touchdowns ... Invited to play in the All-American Bowl ... Dad played football at Georgia.



5

Laterrance Welch

Cornerback
6-1 · 191 · So./1L
Lafayette, La. (Acadiana High School)

Talented cornerback who saw action in 13 games as a true freshman ... Most of his playing time came on special teams ... Had a great spring and has positioned himself for additional playing time in 2023 ... Tremendous in coverage and a good tackler ... Proven in practice to be difficult to throw on ... Does a good job of reading the ball and reacting on the pass ... Appeared in 13 games during his career with 4 tackles ... Majoring in sports administration.

TRUE FRESHMAN SEASON (2022)

Appeared in 13 games with no starts ... Saw majority of his action on special teams ... Had 2 tackles in Tiger Stadium debut vs. Southern ... Added 1 tackle against New Mexico and Purdue in the Citrus Bowl.

HIGH SCHOOL

Outstanding defensive back from Acadiana High School in Lafayette ... Listed as the nation's No. 101 prospect by ESPN ... Ranked No. 12 nationally at his position and No. 7 overall in Louisiana by ESPN ... Three-year starter at Acadiana ... Listed as a four-star cornerback by ESPN, 247Sports and Rivals ... Ranked as the No. 9 player in Louisiana according to the 247Sports Composite ... Selected as a 2022 Under Armour All-American ... Contributed to two 5A State Titles in 2019 and 2020 ... Intercepted an attempted two-point conversion in the 2020 5A State Championship game to secure a 35-34 win for Acadiana ... Coached by Matt McCullough.

Laterrance Welch's CAREER HIGHS

Tackles: 2 vs. Southern, 2022
Tackles for loss: 0
Sacks: 0
Interceptions: 0

Laterrance Welch's CAREER STATISTICS

YEAR	G-GS	UT	AT	TT	TFL	Sacks	PBU	QBH	INT	FF	FR
2022	13-0	4	0	4	0-0	0-0	0	0	0	0	0
Totals	13-0	4	0	4	0-0	0-0	0	0	0	0	0



68

Fitzgerald West Jr.

Defensive Tackle
6-2 · 300 · Fr./RS
Lafayette, La. (Lafayette Christian Academy)

Enters second year with the Tigers after seeing action on both sides of the ball as a true freshman in 2022 ... Goes into redshirt freshman season playing defensive tackle ... Helped fill in where needed when injuries hurt depth on the offensive and defensive lines last season ... Played a total of 5 games ... Saw action on offensive line against Southern and played on defensive line against New Mexico and Purdue ... Other action came on special teams vs. Mississippi State and UAB ... Joined the Tigers after a standout career on both sides of the ball at Lafayette Christian Academy ... Took part in LSU's Study Abroad program in May of 2023 when he joined 10 of his teammates on a 10-day trip to Senegal ... Majoring in management.

TRUE FRESHMAN SEASON (2022)

Appeared in 5 games, seeing action on offensive and defensive lines as well as special teams ... Played season-high 34 snaps on offense in Tiger Stadium debut vs. Southern ... Saw action on 6 snaps on defense in win over New Mexico and finished the year with 29 defensive snaps in Citrus Bowl win over Purdue ... Recorded first career tackle against the Boilermakers ... Other action came on special teams against Mississippi State and UAB.

HIGH SCHOOL

Talented lineman that starred on both sides of the ball for Lafayette Christian Academy ... Rated with three-stars from both 247Sports and Rivals ... Ranked as the No. 6 defensive lineman in Louisiana for the Class of 2022 according to the 247Sports Composite ... Four-year starter at Lafayette Christian Academy ... Three-time Division III state champion ... Voted 2A second team All-State in 2019 and first team All-State in 2020 ... Two-way player, able to play at the center and guard positions on offense ... Represented his track and field program in shot put, claiming the District 6-2A title and finishing runner-up in the state championship in 2021.

FITZGERALD WEST'S CAREER HIGHS

Tackles: 1 vs. Purdue, 2023 Citrus Bowl
Tackles for Loss: 0
Sacks: 0

FITZGERALD WEST'S CAREER STATISTICS

YEAR	G-GS	UT	AT	TT	TFL	Sacks	PBU	QBH	INT	FF	FR
2022	5-0	1	0	1	0-0	0-0	0	0	0	0	0
Total	5-0	1	0	1	0-0	0-0	0	0	0	0	0



93

Quency Wiggins

Defensive End
6-6 · 265 · Fr./RS
Baton Rouge, La. (Madison Prep)

Defensive end prospect with huge upside ... Has all of the measurables and traits necessary to be a dominant defensive end for the Tigers – size, strength, work ethic, and determination to be great ... Showed a glimpse of what his future may hold with an outstanding performance vs. Purdue in the Citrus Bowl ... Had 4 tackles in bowl victory ... As a true freshman learned from some of the best at his position, working alongside the likes of BJ Ojulari and Ali Gaye each day in practice ... Local product who was a standout at Madison Prep in Baton Rouge ... Majoring in general business.

TRUE FRESHMAN SEASON (2022)

Appeared in 5 games ... Recorded 5 tackles, including a career-best 4 in win over Purdue in the Citrus Bowl ... Made LSU debut in win over Mississippi State ... Had first career tackle the following week in win over New Mexico ... Also played against Auburn and Tennessee ... Enrolled at LSU in January of 2022 and took part in spring practice.

HIGH SCHOOL

Outstanding defensive line prospect from Madison Prep in Baton Rouge ... Rated with four-stars and ranked No. 198 in ESPN's Top 300 list ... Ranked No. 11 overall in Louisiana and No. 18 nationally at his position by ESPN ... Four-star prospect and ranked as the No. 7 player in the state of Louisiana by 247Sports... Invited to play in the Adidas All-American Bowl... Helped lead Madison Prep to its first-ever football state championship in 2020 as the Chargers won the 3A title and capped the year with an undefeated record ... Also plays basketball for Madison Prep.

Quency Wiggins' CAREER HIGHS

Tackles: 4 vs. Purdue, 2023 Citrus Bowl
 Tackles for loss: 0
 Sacks: 0

Quency Wiggins' CAREER STATISTICS

YEAR	G-GS	UT	AT	TT	TFL	Sacks	PBU	QBH	INT	FF	FR
2022	5-0	3	2	5	0-0	0-0	0	0	0	0	0
Totals	5-0	3	2	5	0-0	0-0	0	0	0	0	0



27

Josh Williams

Running Back
5-9 · 200 · Sr. · 3L
Houston, Texas (The Kinkaid School)

- **LSU Graduate (Marketing) – December, 2022**
- **2022 SEC Academic Honor Roll**
- **2021 SEC Academic Honor Roll**
- **2020 SEC Academic Honor Roll**

Former walk-on to the team that has since earned a scholarship and become one of the top running backs on the LSU roster ... Enters fifth year with the Tigers in 2023 ... Has worked his way up from the scout team when he first arrived on campus to being one of the leading rushers for the Tigers ... Joined the team as a walk-on in 2019 and was awarded a scholarship after preseason camp in 2020 ... Turned down offers to some smaller Division I schools to attend LSU, a team that he was a huge fan of growing up ... Has proven to be a dependable back, both running the ball or in pass protection ... Equally as accomplished in the classroom, earning SEC Academic Honor Roll honors three times ... Graduated in December of 2022 with a marketing degree and with a 3.4 grade point average ... Pursuing an MBA ... Has appeared in 34 games during his career, starting 6 times – all in 2022 ... 767 career rushing yards with 6 TDs ... Part of a group of LSU players who participated in the school's Study Abroad program in May of 2023, spending 10 days in Senegal ... Delivered the keynote speech at LSU's annual "Tribute", a graduation exercise for student-athletes held the night before graduation, in December of 2022 ... Recipient of the 2022 Percy E. Roberts Offensive Player of the Year Award for LSU.

JUNIOR SEASON (2022)

LSU's starting running back ... Led all LSU running backs in rushing yards with 532 to go along with 6 TDs ... Rushed for career-best 118 yards and a TD on 18 carries in win over Arkansas ... Had first 100-yard game of career in win over Florida with 106 yards on 14 carries ... Received game ball in locker room following win over Florida ... Rushed for 76 yards and a TD in helping LSU to a 45-20 win over then-No. 7 and undefeated Ole Miss ... Followed that with 54 yards and a TD in win over No. 6 Alabama ... His 2-yard TD run vs. Alabama came late in third quarter and put the Tigers up 14-9 ... Other rushing TDs came against Southern, Mississippi State and Tennessee ... Ranked among team leaders in receiving with 21 receptions for 132 yards ... Named game team captain three times.

SOPHOMORE SEASON (2021)

Played all 13 games, seeing action at running back and on special teams ... Rushed 23 times for 107 yards ... Caught 5 passes for 11 yards ... Had best game of season against Kansas State in the Texas Bowl, rushing for 32 yards on 7 carries ... Had a long run of 11 yards vs. Kansas State ... Had 24-yard run on third-and-4 late in the fourth quarter against Florida that setup LSU's game-winning touchdown ... Carried 4 times for 16 yards in win over McNeese.

REDSHIRT FRESHMAN SEASON (2020)

Played in all 10 games, seeing action at running back and kickoff returns ... Rushed for 88 yards on 22 carries ... Led LSU in rushing in the season-finale victory over Ole Miss with 55 yards on 12 carries ... Had 30 yards on eight carries in win over Vanderbilt ... Returned two kickoffs for 37 yards, including a long of 28 yards, against Ole Miss.

TRUE FRESHMAN SEASON (2019)

Member of the scout team during LSU's national championship season ... Did not see any game action.

JOSH WILLIAMS' CAREER HIGHS

Rushing attempts: 18 at Arkansas, 2022
 Rushing yards: 118 at Arkansas, 2022
 Rushing TDs: 1, 6x (Last: at Arkansas, 2022)
 Long rush: 50 vs. at Florida, 2022

JOSH WILLIAMS' CAREER RUSHING STATISTICS

YEAR	G-GS	No.	Yards	TD	Long
2019	0-0	0	0	0	0
2020	10-0	22	88	0	30
2021	13-0	23	107	0	24
2022	11-6	97	532	6	50
TOTAL	34-6	136	727	6	50



18

Mekhi Wingo

Defensive Line
6-1 · 295 · Jr./1L
St. Louis, Mo. (De Smet High School/Missouri)

- **2022 Third Team All-America (AP)**
- **2022 Second Team All-SEC (Coaches, AP)**
- **2022 SEC Defensive Lineman of the Week vs. Ole Miss**
- **2021 SEC Freshman All-SEC**

Anchors on LSU's defensive line ... Tremendous talent who transferred to LSU after spending one season at Missouri ... Third team All-America and second team All-SEC in his first year at LSU in 2022 ... Joined LSU after a Freshman All-SEC season at Missouri ... Team leader on and off the field ... Has appeared in 25 games, starting 16 times (13 at LSU, 3 at Missouri) ... 74 career tackles along with 8.0 tackles for loss and 4 sacks ... One of five LSU representatives on the SEC Student-Athlete Leadership Council ... Majoring in mass communications ... Coached in high school by LSU cornerbacks coach Robert Steeples ... Took part in LSU's Study Abroad program in May of 2023 when he joined 10 of his teammates on a 10-day trip to Senegal ... Active in many community service endeavors including Baton Rouge Food Bank, the domestic violence shelter, literacy fest, and the Boys and Girls Club.

SOPHOMORE SEASON (2022 at LSU)

Played in 14 games with 13 starts ... Started final 13 games of the season ... 47 tackles, 6.0 tackles for loss (-34) and 3 sacks (-29) ... Batted down 4 passes and credited with 5 quarterback hurries ... SEC Defensive Lineman of the Week for his performance in LSU's win over Ole Miss ... In that game had 7 tackles and 1.5 sacks for 18-yards in losses ... Also forced a fumble and batted down a pair of passes in the 45-20 LSU victory ... Capped season with 2 tackles for loss and a sack for an 8-yard loss in win over Purdue in the Citrus Bowl ... Had 4 tackles and batted down 2 passes in overtime win over Alabama ... Opened season with 6 tackles and a fumble recovery vs. Florida State ... Recovered fumble on LSU 1-yard line with just over a minute in contest and with Tigers trailing 24-17 ... LSU marched down field and pulled to within 24-23 before falling after a blocked PAT after time had expired ... Had 6 tackles in comeback road win over Auburn.

FRESHMAN SEASON (2021 at Missouri)

Appeared in 11 games, starting three times as a true freshman in 2021 ... Starts came against North Texas, Texas A&M and Vanderbilt ... Earned Freshman All-SEC honors ... Recorded 27 tackles, 2.0 tackles for loss (-8) and a sack (-7) ... Returned an interception 40 yards for a touchdown in win over North Texas ... Had a sack for a 7-yard loss and a pair of tackles in college debut vs. Central Michigan ... Had 4 tackles, a tackle for a loss, an interception and a quarterback hurry against North Texas ... Closed season with career-best 6 tackles in Armed Forces Bowl vs. Army.

HIGH SCHOOL

Standout defensive lineman for De Smet Jesuit High School in St. Louis, Missouri ... Helped team to 2021 6A state runner-up finish ... Named Missouri 6A Defensive Player of the Year as a senior ... First team 6A All-State by the Missouri Football Coaches Association ... First Team 6A All-State by the Missouri media ... Metro Catholic Conference Defensive Player of the Year ... Recorded 54 tackles, 16 tackles for loss and five sacks as a senior.

MEKHI WINGO'S CAREER HIGHS

Tackles: 7 vs. Ole Miss, 2022
 Tackles for Loss: 1.5 vs. Ole Miss, 2022
 Sacks: 1.5 vs. Ole Miss, 2022
 Interceptions: 1 vs. North Texas, 2021 (at Missouri)
 Pass Breakups: 2, 2x (Last: vs. Alabama, 2022; First: vs. Ole Miss, 2022)
 Fumble Recovery: 1, 2x (Last: at Arkansas, 2022; First: vs. Florida State, 2022)
 Forced Fumble: 1 vs. Ole Miss, 2022

MEKHI WINGO'S CAREER STATISTICS

YEAR	G-GS	UT	AT	TT	TFL	SACKS	PBU	QBH	INT	FF	FR
2021 Missouri	11-3	14	13	27	2.0-8	1.0-7	0	2	1-40	0	0
2022 LSU	14-13	25	22	47	6.0-34	3.0-29	4	5	0	1	2-0
Missouri Totals	11-3	14	13	27	2.0-8	1.0-7	0	2	1-40	0	0
LSU Totals	14-13	25	22	47	6.0-34	3.0-29	4	5	0	1	2-0
College Totals	25-16	39	35	74	8.0-42	4.0-36	4	5	1-40	1	2-0



17

Da'Shawn Womack

Defensive End

6-5 · 266 · Fr. · HS

Parkville, Md. (St. Frances Academy)

Early enrollee who participated in spring practice ... One of the nation's top defensive ends for the Class of 2023 ... Majoring in interdisciplinary studies.

HIGH SCHOOL

One of the nation's top players from national powerhouse St. Frances Academy in Baltimore ... Rated with 5-stars by 247Sports and ranked the No. 1 overall player in the state of Maryland in the On3 Composite ... A consensus Top 40 player nationally for the Class of 2023 in the On3 Composite and ranked No. 5 overall at his position ... Rated as high as No. 22 nationally and No. 4 at his position by On3 ... Ranked No. 27 nationally and No. 3 at his position by 247Sports ... In 2022, registered 48 tackles, 26 tackles for loss, 15 sacks and recovered 5 fumbles in leading his team to an 8-1 mark ... His 2021 team posted an 8-1 overall record, including a 34-24 win over IMG Academy in the season-finale ... Invited to the Under Armour All-American Game.



21

Ryan Yaites Jr.

Safety

6-0 · 193 · Fr. · HS

Denton, Texas (John H. Guyer)

Outstanding defensive back who joined the Tigers after a stellar high school career in Texas ... Early enrollee ... Took part in spring drills ... Majoring in management.

HIGH SCHOOL

Four-star prospect and one of the top players in the Class of 2023 in the state of Texas ... Ranked No. 16 nationally at his position in the On3 Composite ... In 15 games as a senior, accounted for 63 tackles, 11 pass breakups and 2 interceptions ... Played both corner and safety in high school ... Team went 14-1 overall, falling in the state semifinals in 2022 ... As a junior, earned all-district honors with 42 tackles and 8 pass breakups for 14-2 team that reached the Texas 6A Division II State Championship contest ... Under Armour All-American.



Brian Kelly

Head Coach

[@CoachBrianKelly](#)

Overall Record: 294-101-2
LSU Record: 10-4

When Brian Kelly was hired away from Notre Dame in December of 2021, LSU announced at the time that “the search for LSU Football’s next championship head coach is over.”

The most accomplished hire in program history, Kelly wasted little time in making his impact felt, leading the Tigers to a 10-win season and the SEC Western Division title. Despite inheriting a roster with only 39 scholarship players remaining from the 2021 season, Kelly guided the Tigers to Top 10 wins over Ole Miss and Alabama along with road victories over Auburn, Florida and Arkansas.

The Tigers capped the season with a resounding 63-7 win over Purdue in the Citrus Bowl completing one of the biggest turnarounds in college football a year ago.

Kelly, who has more victories than any active coach in major college football, was named LSU’s 34th head football coach on December 1, taking over a program that has won four national championships.

Kelly’s 10 wins at LSU in 2022 ran his career win total to 294 in 32 years as a head coach and it marked the 11th time he led a team to 10 or more wins in a season at the FBS level. Overall, Kelly has had teams reach double-figure wins 17 times with his teams winning nine games on five other occasions. His coaching career includes 13 seasons at Grand Valley State, three at Central Michigan, four at Cincinnati, 12 at Notre Dame and one at LSU.

His overall mark of 294-101-2 puts him ahead of Alabama’s Nick Saban (285) and North Carolina’s Mack Brown (268) on the list of most victories by an active FBS head coach. Only twice during Kelly’s 32-year coaching career has he had a team finish below .500.

Kelly is also one of only five active FBS coaches who have guided their programs to multiple undefeated regular seasons since 2009 and he’s led teams to one berth in the BCS National Championship Game and to a pair of College Football Playoff appearances. Overall, his teams have appeared in bowl games 14 times.

Prior to taking over at LSU in 2022, Kelly spent 12 years as the head coach at Notre Dame where he became the school’s winningest coach with 113 victories, moving past legendary Knute Rockne for the top spot on the list. Kelly left Notre Dame with a 113-40 overall mark and his teams

averaged 10 wins a season over his last five years – 54-9 during that span – with Irish.

During his Notre Dame career, Kelly led the Irish to the 2012 BCS national title game as well as College Football Playoff appearances in 2018 and 2020. He was named National Coach of the Year by numerous outlets in 2012 and 2018. He’s the only coach to win the Home Depot Coach of the Year Award more than once, and he’s done it three times (2009, 2012, and 2018).

In 12 seasons at Notre Dame, Kelly’s teams won at least 10 games seven times, including 2021, as the Irish posted an 11-1 mark and were ranked as high as No. 5 in the nation during his final season in South Bend. Kelly’s final five seasons at Notre Dame saw the Irish win at least 10 games each year, including a 12-1 mark in 2018 and 11-2 in 2019.

Individually, Notre Dame players claimed eight consensus All-America honors playing for Kelly, while the Irish had players win nine national awards during that span. Kelly’s Notre Dame teams produced 55 NFL Draft picks since 2012, including 10 in the first round.

Academically under Kelly, the Irish had eight players earn the prestigious CoSIDA Academic All-America honor, and three were selected as National Football Foundation Scholar-Athletes. As a team, Notre Dame consistently ranked among the nation’s top four in the NCAA’s Graduation Success Rate.

Prior to joining the Irish, Kelly transformed Cincinnati into a football powerhouse, winning Big East titles in 2008 and 2009. In three years at Cincinnati, the Bearcats won 34 games and appeared in the Orange and Sugar Bowls. In 2007, Kelly led Cincinnati to the school’s first-ever 10-win season with a 10-3 mark and a win in the PapaJohns.com Bowl. In his final season at Cincinnati, Kelly’s team posted a 12-0 regular season mark and earned a berth to the Sugar Bowl.

Kelly’s first Division I head coaching position came in 2004 when he took over at Central Michigan. In three years with the Chippewas, Kelly’s teams won 19 games, claimed the Mid-American Conference title in 2006 and appeared in a bowl game for the first time in 12 years.

Kelly’s first head coaching job came at Division II Grand Valley State in 1991, a position he held for 13 years. In 13 years at Grand Valley, Kelly won 118 games, won five straight conference titles and made six Division II playoff appearances. He led the Lakers to back-to-back national titles in 2002 and 2003, going 14-0 and 14-1, respectively. He won 41 games during his final three years in Allendale.

A native of Everett, Mass., Kelly was a four-year letterwinner at linebacker and two-time team captain at Assumption College in Worcester, Mass. He graduated from Assumption in 1983 with a degree in political science.

Kelly and his wife Paqui have three children – Patrick, Grace and Kenzel. The Kellys are active in community outreach and have established the Kelly Cares Foundation which has donated nearly \$8 million to support causes related to the fight against breast cancer since its founding in 2008.

THE KELLY FILE

Year at LSU: Second

Birthdate: October 25, 1961

Hometown: Everett, Mass.

Wife: Paqui

Children: Patrick, Grace, and Kenzel

Alma Mater: Assumption College (Mass.), 1983

OVERALL HEAD COACHING RECORD

SCHOOL	YEARS	OVERALL RECORD
Grand Valley State	1991-2003	118-35-2 (.761)
Central Michigan	2004-06	19-16 (.543)
Cincinnati	2006-09	34-6 (.850)
Notre Dame	2010-21	13-39 (.743)
LSU	2022-pres.	10-4
Overall	1991-2023	294-101-2

PLAYING EXPERIENCE

1979-83 Assumption College (club) - Linebacker

COACHING EXPERIENCE

1987-89 Grand Valley State (graduate assistant)

1989-90 Grand Valley State (defensive coordinator)

1991-2003 Grand Valley State (head coach)

2004-06 Central Michigan (head coach)

2006-09 Cincinnati (head coach)

2010-21 Notre Dame (head coach)

2022-pres. LSU (head coach)

YEAR-BY-YEAR HEAD COACHING RECORD

YEAR	SCHOOL	OVERALL RECORD
1991	Grand Valley State	9-3
1992	Grand Valley State	8-3
1993	Grand Valley State	6-3-2
1994	Grand Valley State	8-4
1995	Grand Valley State	8-3
1996	Grand Valley State	8-3
1997	Grand Valley State	9-2
1998	Grand Valley State	9-3
1999	Grand Valley State	5-5
2000	Grand Valley State	7-4
2001	Grand Valley State	13-1
2002	Grand Valley State	14-0
2003	Grand Valley State	14-1
2004	Central Michigan	4-7
2005	Central Michigan	6-5
2006	Central Michigan	9-4
2006	Cincinnati	1-0
2007	Cincinnati	10-3
2008	Cincinnati	11-3
2009	Cincinnati	12-0
2010	Notre Dame	8-5
2011	Notre Dame	8-5
2012	Notre Dame	12-1
2013	Notre Dame	9-4
2014	Notre Dame	8-5
2015	Notre Dame	10-3
2016	Notre Dame	4-8
2017	Notre Dame	10-3
2018	Notre Dame	12-1
2019	Notre Dame	11-2
2020	Notre Dame	10-2
2021	Notre Dame	11-1
2022	LSU	10-4
2023	LSU	0-0
TOTAL		294-101-2

BRIAN KELLY ACCOLADES

SEC Western Division Champion (2022)

College Football Playoff Appearance (2018, 2020)

BCS National Championship Game Appearance (2012)

NCAA Division II National Champion (2002, 2003)

Home Depot National Coach of the Year (2009, 2012, 2018)

AP College Football Coach of the Year (2012, 2018)

Walter Camp Coach of the Year (2012)

Eddie Robinson Coach of the Year (2012)

AFCA Division II Coach of the Year (2002, 2003)

Big East Coach of the Year (2007, 2008, 2009)

MAC Conference Champion (2006)

Big East Conference Champion (2008, 2009)

All-Time Winningest Coach at Notre Dame (113)

WINNINGEST ACTIVE FBS HEAD COACHES

RANK	NAME	SCHOOL	YEARS	WINS
1.	Brian Kelly	LSU	32	294
2.	Nick Saban	Alabama	27	285
3.	Mack Brown	North Carolina	34	268
4.	Kirk Ferentz	Iowa	27	198
5.	Willie Fritz	Tulane	25	197

NOTABLE HONORS

2018

Home Depot National Coach of the Year

Stallings National Coach of the Year

Bobby Dodd National Coach of the Year

AP National National Coach of the Year

2012

AP National Coach of the Year

Walter Camp National Coach of the Year

Sporting News National Coach of the Year

Home Depot National Coach of the Year

Liberty Mutual National Coach of the Year

AFCA National Coach of the Year

2009

Home Depot National Coach of the Year

BOWL EXPERIENCE

SEASON	BOWL	TEAM	OPPONENT	RESULTS
2006	International	Cincinnati	Western Michigan	W, 27-24
2007	Papajohns.com	Cincinnati	Southern Mississippi	W, 31-21
2008	Orange	Cincinnati	Virginia Tech	L, 20-7
2010	Sun	Notre Dame	Miami	W, 33-17
2011	Champs Sports	Notre Dame	Florida State	L, 18-14
2012	BCS Championship	Notre Dame	Alabama	L, 42-14
2014	Music City	Notre Dame	LSU	W, 31-28
2015	Fiesta	Notre Dame	Ohio State	L, 44-28
2017	Citrus	Notre Dame	LSU	W, 21-17
2018	Cotton (CFP Semi)	Notre Dame	Clemson	L, 30-3
2019	Camping World	Notre Dame	Iowa State	W, 33-9
2020	Rose (CFP Semi)	Notre Dame	Alabama	L, 31-14
2023	Citrus	LSU	Purdue	W, 63-7



Mike Denbrock

Offensive Coordinator

Mike Denbrock, who has coached some of the top offenses in college football during his career, serves as LSU's offensive coordinator and tight ends coach. Denbrock joined the Tigers in January of 2022 reuniting the coaches who have now spent

15 years together, winning 125 games during that span.

Denbrock served on Kelly's Grand Valley State staff for seven years (1992-98) and then followed that with seven years (2010-16) at Notre Dame.

In his first year at LSU, Denbrock's offense featured one of the nation's most dynamic quarterbacks in Jayden Daniels. Daniels, in his first year with the Tigers after transferring from Arizona State, set LSU records for a quarterback in rushing yards (885) and TDs (11) and his 3,798 yards of total ranks second in school history only Heisman Trophy winner Joe Burrow.

Daniels was one of only two quarterbacks nationally to rush for 800-plus yards and pass for 2,500-yards or more.

Daniels guided an offense that racked up 6,344 total yards – the second-highest total in school history.

As a unit, the Tigers put together one of the best all-around seasons in school history, averaging 34.5 points per game and 453.1 total yards (183.9 rushing, 269.3 passing). LSU also set the school record for rushing touchdowns in a season with 39, breaking the previous mark of 37 set in 2013.

For the first time in school history, LSU started true freshmen (Will Campbell and Emery Jones) at offensive tackle. The offense also featured one of the most productive tight ends in school history in true freshman Mason Taylor, who caught 38 passes for 414 yards and 3 TDs.

Sophomore Malik Nabers established himself as one of the nation's top receivers, catching 72 passes for 1,017 yards and three TDs. It was 12th 1,000-yard receiving season in LSU history.

Denbrock arrived at LSU from Cincinnati, where he served as offensive coordinator for five years. During that span, Cincinnati won 48 games, made four bowl appearances, including the 2021 CFP Semifinals, and claimed a pair of American Athletic Conference Championships.

He also developed Desmond Ridder, the two-time AAC Offensive Player of the Year, into one of the top quarterbacks in college football history. In four years, Ridder accounted for over 12,000 yards and 116 TDs and ranks third all-time in college football history with 44 wins as a starting quarterback. Ridder was selected in the third round of the 2022 NFL Draft by the Falcons.

A veteran of 30-plus years in the coaching profession, Denbrock has worked as both an offensive and defensive coordinator and coached every position on the offensive side of the ball.

In 2021, he was named a semifinalist for the Broyles Award, given to the nation's top assistant coach, as Cincinnati went 13-0 in the regular season for the first time in school history, won its second straight American Athletic Conference Championship and advanced to the College Football Playoffs Semifinal at the Cotton Bowl.

Denbrock's 2021 offense set school records for touchdowns (70) and points scored (516), and the Bearcats led the AAC and ranked among the nation's leaders in points per game (36.9) and yards per play (6.7).

In 2020, Denbrock had five offensive players collect All-AAC honors. The team ranked 19th in total offense, 18th in team passing efficiency and 15th in scoring offense.

Before going to Cincinnati, Denbrock worked under Kelly at Notre Dame from 2010-16 in a variety of roles. He coached tight ends (2010-11), outside receivers and was the passing game coordinator (2012-13), served as offensive coordinator and wide receivers coach (2014) and was the associate head coach and wide receivers coach (2015-16). During his second stint with the Fighting Irish, Denbrock coached in six bowl games, including the 2012 BCS National Championship.

Known as a dynamic recruiter, Denbrock is a strong offensive mind who had success as the Irish's primary play caller for two seasons. The offense averaged 443 yards per game and close to seven yards per play over a 25-game span.

He acted as Notre Dame offensive coordinator and wide receivers coach in 2014, with the Irish scoring at least 27 points a school-record 11 times in 2014 and averaging 33.0 points and 444.6 yards per game.

He coached 2011 Mackey Award finalist and first-team All-American Tyler Eifert to one of the best seasons ever by a Notre Dame tight end. Eifert, a 2015 Pro Bowl selection who played eight seasons in the NFL with the Bengals and Jaguars, ranked second on the Irish with 63 receptions for 803 yards and five TDs in 2011. Those marks were Notre Dame single-season records for receptions and receiving yards by a tight end and led all FBS tight ends in 2011 in both receptions and receiving yards.

Denbrock mentored at Notre Dame in 2010 future two-time NFL Pro Bowl tight end Kyle Rudolph, who collected 28 receptions for 328 yards and three touchdowns in six games for the Irish before a hamstring injury ended his season. Rudolph has enjoyed an 11-season professional career with the Vikings and Giants.

Before his time at Notre Dame, Denbrock spent the 2009 season as the associate head coach at Indiana State, and he was the offensive line coach at Washington from 2005-08.

Denbrock was an assistant under Kelly at Grand Valley State from 1992-98, coaching the quarterbacks (1992-95) before moving to the defensive side of the ball as coordinator and linebackers coach (1996-98).

Between 1992-95, Grand Valley State's offense rated first in the Midwest Intercollegiate Football Conference in both total and scoring offense each season. He guided a GVSU defensive unit that ranked among the nation's top 30 in total defense, scoring defense and rushing defense each season.

Denbrock's first full-time coaching assignment came in 1990-91 as the tackles and tight ends coach at Illinois State after working as a graduate assistant at Michigan State for two years, working with quarterbacks and receivers in 1988 and offensive line in 1989.

He broke into coaching as a graduate assistant with the offensive tackles and tight ends from 1986-87 at his alma mater, Grand Valley State. Denbrock was a tight end at GVSU from 1982-85, earning a bachelor's degree in communications in 1987.

Denbrock and his wife Dianne have a son, Chance.



Matt House

Defensive Coordinator/Linebackers

Matt House, a coach with a Super Bowl Championship on his resume, enters his second year as LSU's defensive coordinator and inside linebackers coach in 2023. House coached linebackers for the Kansas City Chiefs for three years prior to joining Brian

Kelly's LSU staff.

In his first year at LSU, House had to overhaul a Tiger defense that was decimated due to the NFL Draft and players leaving the program. The result was nothing short of remarkable as the Tigers ranked among the top half the SEC in nearly every major defensive category.

In 2022, the Tiger defense included seven players (6 transfers, 1 true freshman) in significant roles who were playing in an LSU uniform for the first time. LSU's defensive unit also featured two other players who were first-time starters in linebacker Greg Penn and defensive tackle Jaquelin Roy. Not to mention that LSU lost perhaps one of the nation's top defensive linemen in Maason Smith to an injury on the first series of the year.

Still, LSU managed to rank fourth in the SEC in passing defense (206.2 yards per game), fifth in scoring (22.5 points per game) and sixth in total defense (354.6 yards per game).

Individually, true freshman linebacker Harold Perkins emerged as one of the SEC's top playmakers, earning conference defensive player of the week honors in back-to-back games in wins over Alabama and Arkansas. He earned first team All-SEC honors and was also named Freshman All-America.

Transfer defensive tackle Mekhi Wingo plugged a hole for the Tigers up front with the absence of Maason Smith and went on to be named third team All-America by the Associated Press and second team All-SEC. Jack/rush end BJ Ojulari was named first team All-SEC and went on to become LSU's highest-drafted player, going in the second round to the Arizona Cardinals. A total of four Tiger defenders were picked in the 2023 NFL Draft.

In three years with the Chiefs, House was part of a Kansas City organization that won the Super Bowl during the 2019 season and played for the Super Bowl title the following year. Last year, the Chiefs lost in the conference championship game.

During his three years on the Chiefs staff, Kansas City posted a combined regular season mark of 38-11 and posted a 31-20 win over San Francisco in Super Bowl LIV. The following year, Kansas City dropped a 31-9 decision to Tampa Bay in the Super Bowl.

House joined the LSU staff with five years of defensive coordinator experience, including two at Kentucky in 2017-18, two at the University of Pittsburgh (2013-14) and one at Florida International (2015).

At Kentucky, House's defense anchored a Wildcat team that reached three consecutive bowl games, a first for the school in nearly a decade. The Wildcats capped the school's first 10-win season in 2018 ranked No. 12 in the nation following a 27-24 victory over Penn State in the Citrus Bowl.

House's 2018 Kentucky defense ranked No. 6 in the nation in points allowed per game as the Wildcats held six opponents to 14 points or less six times. In his first year with the Wildcats, House served as the special teams coordinator/inside linebackers coach.

House spent one season as the defensive coordinator at Florida International (2015) in which his defense limited four opponents to less than 14 points and finished the season ranked 16th nationally in red zone defense. House's defense boasted five players who earned all-conference honors and four would go on to sign NFL contracts.

Before his time in Lexington and Miami, House spent time as a defensive coordinator at Pittsburgh (2012-14) where he coached first round NFL Draft pick Aaron Donald. Donald has since become one of the most dominant defenders in the NFL, twice being named the NFL's Defensive Player of the Year. Pitt won two bowl games during House's three years with the Panthers.

Prior to returning to the college game, House spent four years in the NFL, serving as defensive quality control/assistant linebacker coach for the St. Louis Rams (2009-11) and special teams/strength and conditioning assistant for the Carolina Panthers (2008).

In his one season in Carolina, the Panthers went 12-4 and claimed the NFC South title.

House's final stop of his first collegiate stint was at the University of Buffalo (2006-07), where he was the defensive backs coach and recruiting coordinator for the Bulls. Buffalo captured the MAC East title in 2007 and in 2008, the Bulls played in a bowl game for the first time in school history.

House also coached on the defensive side of the ball at North Carolina (2003-04) and Gardner-Webb (2005).

House began his coaching career at Michigan State University (2001-02) as a graduate assistant, helping the Spartans to the 2001 Silicon Valley Classic working with the secondary and special teams units.

House and his wife Jessi have four children – Avery, Jackson, Jacob and Trent. The Harrison, Michigan native is a 2000 graduate of Michigan State.



Bob Diaco

Special Teams Coordinator/Outside Linebackers

Bob Diaco, the winner of the Broyles Award as the nation's top assistant coach in 2012, joined the LSU staff in the spring of 2023 as a senior defensive analyst for the Tigers. He served in that capacity until August when he took over as special teams coordinator and outside linebackers coach due to defensive line coach Jimmy Lindsey stepping away from the program to deal with a personal health matter.

Diaco is a former head coach at Connecticut and is reuniting with LSU coach Brian Kelly for the fourth time.

Prior to joining the Tiger staff, Diaco coached the defensive line for the New Jersey Generals in the USFL for two seasons.

A native of Cedar Grove, N.J., Diaco previously served on Kelly's staff at Central Michigan (2005), Cincinnati (2009) and Notre Dame

(2010-13).

In 2005 at Central Michigan, Diaco was the co-defensive coordinator and linebackers coach for the Chippewas who went 6-5 and had only the second winning season for the school in over a decade.

After two years coaching linebackers and special teams at Virginia, Diaco rejoined Kelly in 2009 at Cincinnati, helping the Bearcats to a 12-0 mark during the regular season and an appearance in the Sugar Bowl.

From 2010 to 2013, Diaco was regarded as one of the nation's top defensive coordinators during his time at Notre Dame when he led the Irish defense under Kelly. At Notre Dame, Diaco helped lead the Irish to multiple bowl appearances, including the 2012 national championship game, while also being named the winner of the Broyles Award (nation's top assistant coach) in 2012 and a semifinalist in 2011. In addition to his defensive coordinator role, Diaco also held the title of assistant head coach in 2012 and 2013.

In 2012, Diaco's Irish defense ranked among the top 10 in the Football Bowl Subdivision in 12 different categories as the school played in the BCS National Championship Game and finished with a 12-1 record.

The defense led the way to the BCS title game in 2012, as Diaco's unit ranked second in the FBS in scoring defense allowing just 12.77 points per game. Notre Dame only allowed 15 offensive touchdowns, four fewer than any other FBS school. The Irish held six opponents without an offensive touchdown and nine opponents to one or fewer offensive touchdowns.

During his four seasons in South Bend, the Fighting Irish defense allowed an average of 19.08 points per game, which ranked as the ninth-best average over that time among FBS programs.

Diaco's 2011 defense ranked in the top 30 in both scoring defense (24th, 20.7) and total defense (30th, 344.7). In his first season at Notre Dame in 2010, Diaco switched defensive schemes from a blitzing 4-3 defense the Irish utilized in 2009 and installed a 3-4 no-crease defense. Diaco's defense became immediately better as the Irish allowed 5.69 fewer points per game and 40.5 fewer yards per game in 2010 than 2009.

He was named head coach at Connecticut in 2014 leading the Huskies for three years. During that span, the Huskies went 11-26 and played in the St. Petersburg Bowl in 2015.

Following three years as the head coach at Connecticut, Diaco was hired as the defensive coordinator at Nebraska (2017), followed by stops at Oklahoma (2018), Louisiana Tech (2019) and Purdue (2020). He served as the defensive coordinator at both Louisiana Tech and Purdue.

Diaco began his coaching career in 1996 as a graduate assistant at his alma mater, the University of Iowa. He then served on the staffs at Western Illinois (1999-2000) as the special teams coordinator and running backs coach, Eastern Michigan (2001-2003) working with the same positions and Central Michigan (2005) as the co-defensive coordinator and linebackers coach.

Diaco was a two-time All-Big Ten selection at Iowa as a linebacker under Hall of Fame coach Hayden Fry and was named the team's co-MVP in 1995, while also starting in all 23 games over his junior and senior seasons.



Frank Wilson

Associate Head Coach/Running Backs

Frank Wilson is home.

The New Orleans native and two-time national recruiter of the year was one of the first hires for Brian Kelly when he took over the LSU program in December of 2021. Wilson serves as LSU's running backs coach as well as associate head coach.

Wilson previously spent six years on the LSU coaching staff, serving as running backs coach and recruiting coordinator from 2010-15. During that time, Wilson helped LSU lure some of the nation's top players to Baton Rouge, as the Tigers had four Top 10 recruiting classes, including the No. 2 class in 2014 and the No. 5 class in 2015.

In his first stint at LSU, Wilson helped LSU to six bowl appearances, including the 2012 BCS National Championship game, the 2011 SEC Championship, and an overall mark of 61-17. He's now been part of 71 wins at LSU to go along with seven bowl appearances and two SEC Western Division titles.

Wilson returned to LSU after serving as head coach at Texas-San Antonio and most recently McNeese. He went 26-40 as head coach in six years, which included an appearance in the New Mexico Bowl in his first season at UTSA.

In his first year back with the Tigers, Wilson used a stable of running backs in various ways to contribute to one of the most prolific offenses in school history. The 2022 Tigers set the LSU record for rushing touchdowns with 39, breaking the previous mark of 37 set in 2013.

Josh Williams led all running backs in rushing yards in 2022 with 532, while Penn State transfer Noah Cain followed with 409 yards and 10 TDs. John Emery had 375 yards on the ground and six TDs, while Armoni Goodwin followed with 267 yards and five scores.

Wilson has experience coaching running backs, receivers, and special teams, and he made his mark at LSU as an elite recruiter and developer of talent. He coached seven running backs at LSU who went on to be selected in the NFL Draft, a group that included consensus All-America Leonard Fournette. Four LSU running backs Wilson recruited or coached earned All-SEC honors, a list that includes Fournette, Steven Ridley, Spencer Ware, and Jeremy Hill.

In seven years as LSU's running backs coach, Wilson's backfield has produced four 1,000-yard rushers, had 47 100-yard individual rushing performances, and broke the 200-yard rushing mark as a team 46 times under his guidance.

During his first run with the Tigers, Wilson was recognized as the nation's top assistant coach at his position in 2011. Wilson also was named the 2011 Recruiter of the Year by Rivals.com, the 2014 NFL.com Top Recruiter in College Football and the 2015 Scout.com SEC Recruiter of the Year.

As the lead recruiter for the Tigers, Wilson landed some of the most decorated players in school history in Fournette, defensive back Tyrann Mathieu, wide receivers Jarvis Landry and Odell Beckham Jr. and offensive lineman La'el Collins.

Overall, Wilson has coached or recruited 40 individuals who have gone on to play in the NFL.

In six seasons at LSU, Wilson developed seven running backs that were selected in the NFL Draft, including first-team All-SEC performers in Fournette, Hill and Ridley.

Other collegiate coaching stops for Wilson include Tennessee (2009, wide receivers), Southern Miss (2008), Ole Miss (2005-07, running backs/special teams), and Nicholls (1996).

Wilson is a 1997 graduate of Nicholls where he was a three-year letterwinner at running back for the Colonels.

Wilson and his wife, Tiffany, have three children: Alaina, Sabree and Frank IV, who plays defensive back for the Tigers.



Cortez Hankton

Wide Receivers/Passing Game Coordinator

Cortez Hankton, a native of New Orleans who was part of the coaching staff that helped Georgia to the 2022 national championship, serve as LSU's wide receivers coach and passing game coordinator. Hankton joined the LSU staff in January of 2022.

In his first year with the Tigers in 2022, Hankton played a key role in one of the most prolific offenses in school history as the Tigers racked up 6,344 total yards and 3,770 passing yards – both rank as the second-highest totals in school history.

Individually, sophomore Malik Nabers established himself as one of the nation's elite receivers, leading the Tigers with 72 receptions for 1,017 yards and three touchdowns. It was only the 12th 1,000-yard receiving season in school history.

LSU wide receiver Kayshon Boutte was drafted in the sixth round of the 2023 NFL Draft by the New England Patriots.

Prior to joining the LSU staff, Hankton spent four years at Georgia where he was part of three SEC Eastern Division titles, three New Year's Six Bowl games and the 2022 College Football Playoff.

Hankton served as the pass game coordinator and wide receivers coach at Georgia from 2019-22. He joined the Bulldog staff in 2018 as wide receivers coach. In 2021, Georgia led the SEC in yards per play (6.98) and pass efficiency.

At Georgia, Hankton coached SEC All-Freshman wide receiver George Pickens, the MVP of the 2020 Allstate Sugar Bowl victory over Baylor. Additionally, he coached several big-play receivers in 2018 in Terry Godwin, Mecole Hardman and Riley Ridley who combined for 1,475 receiving yards. All three were drafted in the 2019 NFL Draft – Hardman, 2nd round, Kansas City; Ridley, 4th round, Chicago; and Godwin, 7th round, Carolina.

Hankton joined the Georgia staff in February of 2018, after coaching wide receivers for three seasons at Vanderbilt, where he coached veteran receivers C.J. Duncan and Trent Sherfield along with Caleb Scott and Kalija Lipscomb. Sherfield ended his career among the program's best in receptions (136) and 1,869 yards. Prior to his tenure at Vanderbilt, Hankton coached receivers for three seasons at Dartmouth in the Ivy League (2012-14). During that time, he helped the Big Green to a 20-10 overall record, including an 8-2 mark in 2014.

Hankton's produced an All-Ivy caliber receiver all three seasons at Dartmouth. In 2012, Michael Reilly earned first-team recognition.

Prior to joining the Dartmouth staff in 2012, Hankton spent three months working as a volunteer assistant with Central Florida. In that role, he assisted in all aspects of the recruiting process. From 2008-10, Hankton spent time training draft-eligible athletes for the NFL combines with Tom Shaw Performance Training Camps. In early 2010, he also served as non-paid receiver coach at Dr. Phillips High School in Orlando.

Hankton was signed as an undrafted rookie free agent in April of 2003 by the Jacksonville Jaguars. In his four years with the Jaguars, he caught 34 passes for 310 yards and a pair of touchdowns, both of which came in 2004. Hankton signed with Minnesota Vikings in 2007 and spent the entire 2008 season on injured reserve with Tampa Bay Buccaneers.

After his NFL career, he played three seasons with New York, Florida and Virginia of the United Football League.

Hankton received his bachelor's degree in business administration from Texas Southern in 2002, where he set season and career records for receiving yards.

A four-year starter and two-year captain, he was Texas Southern's MVP and an All-SWAC honoree as a junior and senior. Hankton culminated his career by being named as a Division I-AA third-team all-America by the AP.

Hankton in 2011 created Black Ice Concept, an organization that strives to increase minority presence in winter sports by obtaining sponsorships and funding to subsidize expenses for the athletes. He has demonstrated his commitment to academics many times over as well, including the creation of the Cortez Hankton Scholarship Fund for exemplary student-athletes in 2003 and his work with Read Across America through the NFL and the National Education Association. From 2016-17, Hankton volunteered with "Walk for Wishes," a fund raising program for Make-A-Wish Middle Tennessee.

Off the field at Georgia, Hankton mentored Bulldog football players in their "Dawgs for Pups" campaign which assisted Athens-area children with a number of vital goods and services such as providing internet access for in-home learning, coats during the winter season and a "Food2Kids" snack drive.

The New Orleans native is the son of Cortez Sr. and Sherome Hankton, both officers in the New Orleans Police Department. Hankton was a standout athlete and multi-year starter at St. Augustine High School.

Hankton and his wife, the former Shon Holder, were married in July, 2014. They are the parents of sons Cortez "Trip" III and Cruz.



Kerry Cooks

Safeties

Kerry Cooks joined the LSU coaching staff in December of 2021 after spending two seasons as a defensive analyst on Brian Kelly's staff at Notre Dame. Cooks coaches the LSU safeties.

In his first season at LSU, Cooks helped the Tigers to a 10-win season and the SEC Western Division title. LSU's pass defense ranked No. 4 in the SEC in 2022.

Cooks arrived at LSU after enjoying tremendous success as both a player and coach. As team captain at Iowa in 1997, he earned All-Big Ten honors as a defensive back. He was selected in the fifth round of the 1998 NFL Draft by the Minnesota Vikings. He played nine games for the Vikings in 1998 and later spent time on the Packers, Falcons and Jaguars rosters.

As a coach, Cooks has helped team earn bowl appearances 18 times in 20 years. He's also been part of three College Football Playoff appearances with Oklahoma as well as the BCS National Championship Game with Notre Dame.

At Notre Dame from 2020-21, the Irish won 21 games and reached the College Football Playoffs in 2020. Cooks was also part of Kelly's first staff at Notre Dame, joining the Irish in 2010. Cooks served on Kelly's staff at Notre Dame from 2010-14, coaching outside linebackers, cornerbacks and defensive backs during that span. He was co-defensive coordinator for two years (2012-13).

Cooks coached defensive backs at Oklahoma for four years, also serving as assistant defensive coordinator for three seasons. During his four years in Norman, Oklahoma claimed the Big 12 title each season and appeared in the College Football Playoff three times.

As defensive backs coach for the Sooners, Cooks' secondary consistently ranked near the top of the Big 12 in several passing categories. The Sooners led the Big 12 in fewest passing yards allowed in 2015.

As defensive backs coach at Notre Dame, the Irish boasted one of the nation's top pass defenses, ranking No. 15 nationally in interceptions in 2014 as well as a No. 15 ranking for pass defense in 2012. The 2012 Notre Dame defense ranked No. 2 in the nation in yards per completion and allowed only 11 passing TDs all year, a figure that ranked sixth nationally. Notre Dame played in the BCS National Championship game that year.

Among the players Cooks developed into NFL Draft picks at Notre Dame include first rounder Harrison Smith (2012) along with Robert Blanton (fifth round in 2012), Jamoris Slaughter (sixth round in 2013), Zeke Motta (seventh round in 2013), and Bennett Jackson (sixth round in 2014).

Other coaching stops for Cooks include Texas Tech (2019), four years at Wisconsin (2006-09) as the defensive backs coach and assistant special teams assistant, and one year as defensive backs coach at Minnesota (2005). He spent the 2004 season at Western Illinois coaching defensive backs and special teams after getting his start in as a graduate assistant at Kansas State in 2003.

In four years at Wisconsin, the Badgers won 38 games, appeared in four bowl games, and led the nation in pass efficiency defense in Cooks' first season on staff in 2006.

Cooks, a native of Irving, Texas, and his wife Elvem are the parents of two daughters, Kerrington and Kenadee.



Brad Davis

Offensive Line

Brad Davis, a Baton Rouge native and member of Oklahoma's 2000 national championship team, enters his first year as LSU's offensive line coach in 2021. Davis joined the Tiger staff in June.

Davis returns to his hometown after spending the past four seasons coaching offensive lines in the Southeastern Conference. Davis coached at Florida in 2017, followed by two years at Missouri. Last year, he served as the offensive line coach at Arkansas. During his coaching career, Davis has had 14 of his offensive linemen earn all-conference honors.

Davis coached at Arkansas in 2020 after two years on the staff at Missouri where he developed Tre'Vour Wallace-Sims into a first team All-SEC offensive lineman. Davis' Missouri offensive line helped pave the way for an offense that rushed for 151.7 yards per game in 2019. The 2018 Missouri offense ranked No. 13 in the nation with 481.8 yards per game and were No. 18 nationally in scoring with 36.6 points a contest.

Prior to joining the Florida staff in 2017, Davis coached the offensive lines at North Texas (2016), East Carolina (2015) and James Madison (2014). At James Madison, Davis also served as the co-offensive coordinator for a Dukes team that finished 9-4 and earned a spot in the FCS Playoffs.

As co-offensive coordinator at James Madison in 2014, Davis helped the Dukes rank among the nation's best in offensive output. James Madison ranked No. 10 nationally in total offense with a 484.6 yards-per-game average and stood at No. 17 in scoring with 35.7 points a contest.

Behind the play of Associated Press third team All-America quarterback Vad Lee, the Dukes established numerous school records, including passing completions, attempts, yards and touchdowns. In addition to Lee and receiver Daniel Brown, Davis also had a direct impact on the development of another All-CAA performer, offensive lineman Mitchell Kirsch.

In five years as the offensive line coach and run game coordinator at Portland State (2009-13), Davis helped the Vikings set numerous school records including total yards (6,486) and yards rushing (3,330), rushing yards per game (277.7), rushing touchdowns (36) and total yards per game (540.5).

At Portland State, Davis coached All-America and All-Big Sky offensive lineman Mitchell Van Dyk. He also developed future FCS Rimington Award (nation's top center) winner Cornelius Edison, who won honor in 2014.

In his last two seasons as the offensive line coach at Portland State, the Vikings surrendered only a combined 19 sacks to finish among the top five in the nation each year.

Following his graduation from Oklahoma in 2003, Davis got his start in coaching at Southern Lab in Baton Rouge, where he coached the offensive line and was co-offensive coordinator. He then spent time at Wayne State as a graduate assistant and Doane College as the offensive line coach and run game coordinator.

Davis served as a graduate assistant at Texas A&M for two years (2006-07) before coaching as an offensive line graduate assistant at North Carolina in 2008.

In addition to his college coaching experience, Davis was part of the NFL's summer internship program, working with the Jacksonville Jaguars in 2011 and the Seattle Seahawks in 2012.

The Baton Rouge native prepped at Belaire High School and later went on to an outstanding playing career at Oklahoma. A 2003 graduate of Oklahoma, Davis was part of two Big 12 championship teams and the 2000 national championship team. He was named the team's Most Valuable Offensive Lineman in 2002.

Davis and his wife, Anecia, have two sons, Bradley and Brayden.



John Jancek

Defensive Line

John Jancek, the former defensive coordinator at Georgia and Tennessee, currently serves as LSU's defensive line coach. Jancek shifted his duties from special teams coordinator and outside linebackers coach prior to training camp when defensive line coach Jimmy Lindsey had to step away from the program due to a personal health matter.

Jancek was elevated to special teams coordinator and outside linebackers coach in the spring of 2023 after serving as senior defensive analyst for the Tigers in 2022.

Jancek, who joined the Kelly's staff at LSU in 2022 as senior defensive analyst, has over three decades of college football coaching experience. He's also been part of Kelly's coaching staffs at Grand Valley State and Central Michigan.

Jancek's coaching career includes stops at Georgia, Tennessee, Kentucky and Cincinnati among others. He coached linebackers at Georgia from 2005-08 before being elevated to co-defensive coordinator in 2009. In his five seasons at Georgia from 2005-09, the Bulldogs won 48 games, made a pair of BCS Bowl appearances, won the 2005 SEC title and finished ranked in the Top 10 three times.

He followed that with three seasons as defensive coordinator at Cincinnati from 2010-12 helping lead the Bearcats to back-to-back 10-win seasons in 2011 and 2012.

Jancek returned to the SEC in 2013 as the defensive coordinator at Tennessee from 2013-15. He coached safeties at South Florida in 2016 and served as the defensive coordinator at Colorado State from 2018-19.

Prior to joining the LSU staff in 2022, Jancek served as a defensive quality control assistant at Georgia where he was part of the 2021 national title team.

He got his start in coaching as a graduate assistant on Kelly's first staff at Grand Valley State in 1991.

From there, Jancek jumped right into a defensive coordinator role at Wayne State for three years (1992-94), followed by three more seasons (1996-98) of overseeing the defense at Hillsdale.

He returned to Kelly's Grand Valley State staff as defensive coordinator from 1999-2002 where he helped lead the program to NCAA Division II National Championship in 2002. The Lakers posted a 13-1 mark in 2001 and advanced to the national title game.

Jancek coached the defensive line at Central Michigan in 2003 before being elevated to defensive coordinator in 2004.

A native of Muskegon, Mich., Jancek played defensive line at Grand Valley State from 1986-1990. He graduated from Grand Valley State in 1991 followed by earning his Master's degree from Wayne State in 1994.



Jimmy Lindsey

Defensive Line

Jimmy Lindsey, a proven defensive line coach with a track record of developing players on and off the field, joined the LSU staff in May of 2023.

Lindsey comes to LSU after coaching the defensive line at South Carolina for the past two years. Lindsey brings over 20 years of collegiate experience coaching the defensive line to the LSU program.

Lindsey inherits an LSU defensive line that features third team All-America Mekhi Wingo along with a rising star in Maason Smith. Lindsey joined the Tigers after a two-year stint at South Carolina where he oversaw the development of Zacch Pickens, a fourth round NFL Draft pick of the Chicago Bears in the 2023 draft.

South Carolina appeared in bowl games in each of Lindsey's two seasons with the Gamecocks. The Gamecocks closed out the 2022 regular season with wins over No. 6 Tennessee and No. 13 Clemson in consecutive weeks for its first eight-win season since 2017.

Lindsey, who was born in Cheraw, S.C., and lists Morven, N.C., as his hometown, spent the 2020 season coaching defensive ends on Lovie Smith's staff at the University of Illinois. He served as the defensive coordinator in the Illini's season finale at Penn State after Smith was relieved of his coaching duties. Under Lindsey's tutelage, Owen Carney Jr. earned second-team All-Big Ten honors.

Lindsey joined Illinois after three seasons at Western Kentucky where he was Hilltoppers' defensive line coach in 2017, before coaching the defensive ends and serving as the recruiting coordinator in 2018 and 2019.

Lindsey's coaching career began at his alma mater, Chattanooga, where he was an assistant in 2000 and 2001 as he finished up his degree. Following graduation, he was named the Mocs' linebackers coach in 2002.

He then spent four seasons (2003-06) at Gardner-Webb, where he coached the defensive line, linebackers, special teams and was also the recruiting coordinator. Under Lindsey's guidance, Harold Wells was named the 2004 I-AA Football Gazette National Defensive Lineman of the Year, and defensive end Brian Johnson was drafted by the Kansas City Chiefs in 2008.

Lindsey coached at Miami (Ohio) in 2007-08, serving as the defensive ends coach and co-special teams coordinator, then one year at Tennessee-Martin as the defensive line coach before returning to Chattanooga for two seasons (2010-11) as the defensive line coach and special teams coordinator. In 2011, four of Lindsey's defensive linemen earned All-SoCon honors including first-teamer Josh Williams.

Lindsey then spent four years in the Palmetto State, working at Furman University from 2012-15. He was the Paladins' defensive line coach for three seasons before adding the title of Assistant Head Coach in his final season in Greenville. He mentored defensive end Gary Wilkins to All-America honors in 2014 and a contract with the Oakland Raiders. Lindsey also helped Furman win a Southern Conference championship in 2013.

Lindsey spent the 2016 season at Georgia Southern, working as the defensive line coach, before moving on to Western Kentucky.

Lindsey also has had the opportunity to work with four NFL teams (Cleveland – 2006; Detroit – 2008; Denver – 2010; San Diego – 2013) in the Minority Coaching Internship program.

As a player, Lindsey was a linebacker at Chattanooga from 1996-99, serving as a team captain as a senior season and was the recipient of UTC's Marco Sheppard Mr. Hustle Award. He graduated in 2001 with a degree in sports administration.

Born Aug. 22, 1977, Lindsey is married to the former Lauren Thomas. He has one daughter, Kiara.



Joe Sloan

Quarterbacks

Joe Sloan, a proven recruiter with strong ties to Louisiana, joined the LSU coaching staff in January of 2022 and serves as the quarterbacks coach for the Tigers.

In his first year at LSU, Sloan helped the Tigers to a 10-win season and claim the SEC Western Division title.

In his debut season with the Tigers in 2022, Sloan helped develop Jayden Daniels into one of the nation's top dual-threat quarterbacks. Daniels was one of only two players nationally to rush for 800 yards and throw for over 2,500 yards in 2022. Daniels set the LSU record for rushing yards (885) and rushing TDs (11) by a quarterback in his first season with the Tigers. Daniels' 885 rushing yards was the most for any quarterback in college football last year.

In addition, quarterback Garrett Nussmeier, playing in place of an injured Daniels in the second half of the SEC Championship Game, threw for an LSU record 294 yards and three TDs in the final two quarters of the title game. LSU set the SEC Championship Game record with 502 passing yards.

For the season, LSU's offense racked up 6,344 total yards and 3,770 passing yards – both the second-highest totals in school history.

Prior to LSU, Sloan spent nine seasons at Louisiana Tech where he helped produce some of the offenses in college football. In his nine seasons with Tech, the Bulldogs appeared in seven bowl games, won at least nine games four times and claimed the Conference USA West title twice.

In addition to his coaching duties at Louisiana Tech, Sloan spearheaded the recruiting efforts for the Bulldogs. Tech's 2020 signing class ranked No. 1 in Conference USA and was listed as the No. 4 class nationally among the Group of 5 programs. Among his top recruits were a pair of Louisiana natives who went on to earn All-America honors in Jaylon Ferguson and Amik Robertson.

During his time in Ruston, Sloan oversaw the development of some of the program's top offensive threats. In his nine years in Ruston, 31 Bulldogs on the offensive side of the ball earned all-conference honors, a group that includes quarterback Luke Anthony (2020 C-USA Newcomer of the Year), quarterback J'Mar Smith (2019 C-USA Offensive Player of the Year), wide receiver Teddy Veal (2017 C-USA Newcomer of the Year) and wide receiver Carlos Henderson (2016 C-USA Offensive Player of the Year).

He also coached wide receiver Trent Taylor who from 2013-16 racked up the second-most receiving yards in program history (4,179) and under Sloan's guidance, finished his career ranked first in school history in receptions with 327. Taylor led the nation in receiving yards in 2016 with 1,803, while Henderson led the country in receiving TDs with 19 that year.

Sloan joined Louisiana Tech in 2013 as inside receivers coach and was elevated to recruiting coordinator in 2014. In 2015 he was named the assistant head coach and prior to the 2019 season, was promoted to co-offensive coordinator. He was named offensive coordinator for the Bulldogs in January of 2020.

In 2019, Sloan helped guide an offense that among C-USA programs, ranked second in scoring (32.5), second in total offense (436.8), fourth in both passing (268.5) and rushing (168.4), first in third-down conversion percentage (41.4) and second in first downs (304).

In 2016, the Bulldogs led their league in several offensive categories, including passing offense (363.4), completion percentage (.667) and first downs (358). Individually, Tech had two players rank among the top five in Conference USA in receiving yards.

In his second season on staff, Sloan played an integral part in LA Tech's nationally ranked offensive numbers, with the Bulldogs ranking 13th in scoring offense, 15th in fourth down conversion percentage and 22nd in red zone offense.

Sloan got his start in coaching at South Florida, where he served as offensive quality control assistant for two years (2010-11) followed by a season as a graduate assistant. He spent the spring of 2010 as an administrative assistant with an emphasis on recruiting for East Carolina.

As a player, Sloan appeared in 41 games at East Carolina, serving as the holder on placekicks and backup quarterback.

Sloan earned a bachelor's degree in business administration, managerial finance from ECU in December 2008, graduating Summa Cum Laude, before earning his MBA in May 2010. Sloan was selected to the ECU Athletic Director's Honor Roll each semester at ECU.

A Chester, Va., native, Sloan starred at Thomas Dale High School prior to arriving at ECU. He is married to the former Taylor Thomas. The couple has two daughters, Whitney and Lottie.



Robert Steeples

Cornerbacks

Robert Steeples, a former standout high school head coach, serves as LSU's cornerbacks coach. He joined the Tigers in December of 2021 after one season coaching special teams with the Minnesota Vikings.

In his first year at LSU, Steeples inherited a position group with no returning starters, molding that group into one of the strengths of the Tiger defense. LSU's pass defense ranked among the best in the SEC despite having a group of players who had never played together before. LSU's cornerback rotation featured first-year Tigers in Mekhi Garner, Jarrick Bernard-Converse, and Colby Richardson – all transfers.

Garner led the Tigers in pass breakups with eight, while Bernard-Converse had two interceptions, including one in the endzone in the win over Alabama that thwarted a scoring opportunity. LSU posted a 10-4 mark and captured the SEC Western Division title in 2022.

Steeples made the jump from coaching high school to the NFL in 2021 after transforming De Smet Jesuit High School in Creve Coeur, Missouri into a powerhouse in just four years. Under his guidance, De Smet's football team went from 2-8 in his first season in 2016 to a state championship in 2019.

In his final three seasons at De Smet, Steeples led his team to a 29-4 combined record, which included a 20-game winning streak and back-to-back appearances in the state title game. His team was ranked as high as No. 8 in the nation. Doubling as head coach and defensive coordinator, Steeples' defenses allowed only 9.1 points per game during his final two seasons at De Smet.

Steeples was named the 2020 All-American Bowl Coach of the Year after guiding De Smet to the 2019 state title and a 14-0 record. The team returned to the state championship game in 2020 and finished runner-up.

A former NFL cornerback, Steeples entered the NFL as an undrafted free agent for the St. Louis Rams in 2013, where he spent the preseason before signing with the Vikings. Steeples was a member of the practice squad and appeared on special teams in two games for Minnesota as a rookie. Steeples also spent time with Kansas City (2014) and Dallas (2014-15).

During his collegiate playing days, Steeples was a standout cornerback for Missouri and Memphis. He lettered three years at Missouri (2009-11), helping the Tigers to bowl appearances each season. He played the 2012 season at Memphis, where he recorded 42 tackles.

Steeples, who attended De Smet Jesuit High School, earned his bachelor's degree in business administration from Missouri and completed his master's in business and social development at Memphis.

2022 LSU Football Results

OVERALL RECORD: 10-4 · SEC RECORD: 6-2

AP RANKING: 16 · USA TODAY COACHES POLL RANKING: 15

Table with columns: DATE, OPPONENT, W-L/SCORE, ATTENDANCE. Lists all 2022 games including Florida State, Southern, Mississippi State, New Mexico, Auburn, Tennessee, Alabama, Arkansas, UAB, Texas A&M, and Georgia.

* - Denotes SEC Game | HC - Homecoming |

TEAM STATISTICS

Table comparing LSU and OPP stats: Scoring, Points per game, First Downs, Rushing, Passing, TDs, etc.

Score by Quarters

Table showing scores in 1st, 2nd, 3rd, 4th quarters and OT for LSU and Opponents.

RUSHING GP Att Gain Loss Net Avg TD Long Avg/G. Lists players like Jayden Daniels, Josh Williams, Noah Cain, etc.

PASSING GP Effic Cmp-Att-Int Pct Yards TD Long Avg/G. Lists players like Jayden Daniels, Garrett Nussmeier, Walker Howard, etc.

RECEIVING GP No. Yards Avg TD Long Avg/G. Lists players like Malik Nabers, Kayshon Boutte, Mason Taylor, etc.

PUNT RETURNS No. Yards Avg TD Long. Lists Gregory Clayton Jr., Jack Bech, etc.

INTERCEPTIONS No. Yards Avg TD Long. Lists Greg Brooks Jr., Jarrick Bernard-Converse, etc.

KICK RETURNS No. Yards Avg TD Long. Lists Noah Cain, Jack Bech, Malik Nabers, etc.

FUMBLE RETURNS No. Yards Avg TD Long. Lists Jay Ward, Desmond Little, Mekhi Wingo, etc.

SCORING

	TD	FGs	PATs		Rush	Rcv	Pass	DXP	Saf	PTS
			Kick	55-57						
Damian Ramos	-	10-14	55-57	-	-	-	-	-	-	85
Jayden Daniels	12	-	-	-	-	1	-	-	-	72
Noah Cain	10	-	-	-	-	-	-	-	-	60
John Emery Jr.	8	-	-	-	-	-	-	-	-	48
Jaray Jenkins	6	-	-	-	-	-	-	-	-	36
Josh Williams	6	-	-	-	-	-	-	-	-	36
Brian Thomas Jr.	5	-	-	-	-	-	-	-	-	30
Armoni Goodwin	5	-	-	-	-	-	-	-	-	30
Mason Taylor	3	-	-	-	1	-	-	-	-	20
Malik Nabers	3	-	-	-	-	-	-	-	-	18
Kayshon Boutte	2	-	-	-	-	-	-	-	-	12
Micah Baskerville	1	-	-	-	-	-	-	-	-	6
Quad Wilson	1	-	-	-	-	-	-	-	-	6
Derrick Davis Jr.	1	-	-	-	-	-	-	-	-	6
Jack Bech	1	-	-	-	-	-	-	-	-	6
Jay Ward	1	-	-	-	-	-	-	-	-	6
Trey Finison	-	-	3-3	-	-	-	-	-	-	3
Ezekeal Mata	-	-	1-1	-	-	-	-	-	-	1
Total	65	10-14	59-61	0	1	1	0	1	1	483
Opponents	38	17-23	34-35	0	1	1	0	0	0	315

TOTAL OFFENSE

	GP	Plays	Rush	Pass	Total	Avg/G
Jayden Daniels	14	574	885	2913	3798	271.3
Garrett Nussmeier	7	85	-13	800	787	112.4
Josh Williams	11	97	532	0	532	48.4
Noah Cain	14	76	409	0	409	29.2
John Emery Jr.	11	76	375	0	375	34.1
Armoni Goodwin	7	45	267	0	267	38.1
Derrick Davis Jr.	5	11	57	0	57	11.4
Malik Nabers	14	3	5	50	55	3.9
Kayshon Boutte	11	1	41	0	41	3.7
Walker Howard	2	10	33	7	40	20.0
Nick Demas	9	5	10	0	10	1.1
Team	14	0	-27	0	-27	-1.9
Total	14	997	2574	3770	6344	453.1
Opponents	14	930	2077	2887	4964	354.6

ALL-PURPOSE

	GP	Rush	Rcv	PR	KR	IR	Total	Avg/G
Malik Nabers	14	5	1017	-2	31	0	1051	75.1
Jayden Daniels	14	885	5	0	0	0	890	63.6
Josh Williams	11	532	132	0	0	0	664	60.4
Noah Cain	14	409	76	0	155	0	640	45.7
Kayshon Boutte	11	41	538	0	0	0	579	52.6
John Emery Jr.	11	375	129	0	0	0	504	45.8
Mason Taylor	14	0	414	0	0	0	414	29.6
Jaray Jenkins	13	0	404	0	0	0	404	31.1
Brian Thomas Jr.	13	0	361	0	0	0	361	27.8
Jack Bech	12	0	200	3	92	0	295	24.6
Armoni Goodwin	7	267	19	0	0	0	286	40.9
Kyren Lacy	14	0	268	0	0	0	268	19.1
Chris Hilton Jr.	4	0	109	0	23	0	132	33.0
Quad Wilson	2	0	0	0	0	99	99	49.5
Derrick Davis Jr.	5	57	0	0	0	0	57	11.4
Kole Taylor	13	0	55	0	0	0	55	4.2
Gregory Clayton Jr.	12	0	0	51	0	0	51	4.3
Javen Nicholas	4	0	2	0	36	0	38	9.5
Walker Howard	2	33	0	0	0	0	33	16.5
Greg Brooks Jr.	14	0	0	0	0	30	30	2.1
Micah Baskerville	14	0	0	0	0	29	29	2.1
Jarrick Bernard-Converse	13	0	0	0	0	23	23	1.8
Jay Ward	13	0	0	0	0	18	18	1.4
Landon Ibieta	1	0	15	0	0	0	15	15.0
Evan Francioni	7	0	14	0	0	0	14	2.0
Jack Mashburn	12	0	12	0	0	0	12	1.0
Nick Demas	9	10	0	0	0	0	10	1.1
Harold Perkins Jr.	14	0	0	0	0	-3	-3	-0.2
Garrett Nussmeier	7	-13	0	0	0	0	-13	-1.9
Team	14	-27	0	0	0	0	-27	-1.9
Total	14	2574	3770	52	337	196	6929	494.9
Opponents	14	2077	2887	186	706	114	5970	426.4

FIELD GOALS

	FG	Pct	01-19	20-29	30-39	40-49	50-99	Lg	Blk
Damian Ramos	10-14	71.4	0-0	2-2	6-9	2-3	0-0	47	2
Opponents	17-23	73.9	0-0	7-7	7-8	3-7	0-1	48	0

PUNTING

	No.	Yards	Avg	Long	TB	FC	I20	50+	Blk
Jay Bramblett	49	2181	44.5	66	4	17	18	15	0
Opponents	62	2742	44.2	65	3	22	21	16	1

ALL-PURPOSE

	LSU	Opponents
FSU	(36), 30	47, (25)
Southern		43, 30, (29)
Mississippi St.	(35)	(45)
New Mexico	(31), 38	
Auburn		(29), 40
Tennessee		(35), (38), 50, (32), (32)
Florida	(47)	
Ole Miss	(23), 42	(32),(48)
Alabama	(32)	(29), (36), (38), (46)
Arkansas	(38), (29)	(28)
UAB		(29)
Texas A&M	(34)	(25)
Georgia	32, (42)	43
Purdue		

Numbers in (parentheses) indicate field goal was made.

DEFENSIVE LEADERS

DEFENSIVE LEADERS	GP-GS	TACKLES			TFL-YDS	SACKS NO-YDS	PASS DEFENSE		QBH	FUMBLES		BLKD	
		SOLO	AST	TOTAL			INT-YDS	BU		RCV-YDS	FF	KICK	SAF
23 Micah Baskerville	14	41	48	89	4.5-12	1-6	1-29	8	5	-	-	1	.
30 Greg Penn III	14	42	36	78	6-15	-	-	3	3	1-0	-	-	.
40 Harold Perkins Jr.	14	39	33	72	13-75	7.5-59	1--3	2	14	-	4	-	.
3 Greg Brooks Jr.	14	34	32	66	3-11	1-3	2-30	3	-	-	1	-	.
5 Jay Ward	13	43	17	60	2.5-5	-	1-18	4	1	1-23	-	-	.
18 BJ Ojulari	11	34	24	58	8.5-35	5.5-33	-	-	13	1-0	1	-	.
99 Jaquelin Roy	13	25	24	49	3.5-6	0.5-1	-	-	3	1-0	-	-	.
92 Mekhi Wingo	14	25	22	47	6-34	3-29	-	4	5	2-0	1	.	.
24 Jarrick Bernard-Converse	13	29	15	44	0.5-1	-	2-23	3	-	1-0	-	-	.
2 Mekhi Garner	13	25	18	43	1.5-4	-	-	8	-	-	-	-	.
13 Joe Foucha	10	25	15	40	1-4	-	1-0	4	1	-	1	-	.
28 Major Burns	9	22	16	38	3.5-6	-	-	3	1	-	-	-	.
11 Ali Gaye	13	17	19	36	6-24	2.5-19	-	2	-	-	2	-	.
33 West Weeks	14	15	13	28	3-4	1.5-3	-	-	-	-	1	-	.
35 Sai'vion Jones	14	11	12	23	6-29	4.5-27	-	1	1	-	1	-	.
15 Sage Ryan	14	13	10	23	-	-	-	1	1	2-0	2	-	.
6 Mike Jones Jr.	14	8	13	21	0.5-1	-	-	-	-	-	-	-	.
90 Jacobian Guillory	14	4	10	14	0.5-1	-	-	-	1	-	-	-	.
22 Colby Richardson	12	6	6	12	-	-	-	-	-	-	-	-	.
32 DeMario Tolan	12	3	7	10	-	-	-	-	2	-	-	-	.
10 Jaray Jenkins	13	4	4	8	-	-	-	-	-	-	-	-	.
8 Desmond Little	7	2	4	6	-	-	-	1	-	1-5	-	-	.
1 Sevyn Banks	2	2	3	5	0.5-1	-	.	-	-	-	-	-	.
93 Quency Wiggins	5	3	2	5	-	-	-	-	-	-	.	-	.
17 Xavier Carter	11	4	1	5	1-12	1-12	-	1	-	-	1	-	.
27 Laterrance Welch	13	4	-	4	-	-	-	-	-	-	-	-	.
44 Slade Roy	14	3	1	4	-	-	-	-	-	1-0	-	-	.
94 Princeton Malbrue	5	2	2	4	-	-	-	-	-	-	-	-	.
29 Jaelyn Davis-Robinson	3	1	3	4	-	-	-	-	-	-	-	-	.
12 Derrick Davis Jr.	5	1	3	4	-	-	-	-	-	-	-	-	.
25 Kolbe Fields	11	2	2	4	-	-	-	-	-	-	-	-	.
80 Jack Bech	12	1	2	3	-	-	-	-	-	-	-	-	.
19 Jordan Allen	4	2	-	2	1-6	-	-	-	-	-	-	-	.
19 Jay Bramblett	14	2	-	2	-	-	-	.	-	-	-	-	.
36 Nick Demas	9	1	1	2	-	-	-	-	-	-	-	-	.
50 Emery Jones	14	1	1	2	-	-	-	-	-	-	-	-	.
4 Todd Harris Jr.	3	2	-	2	-	-	-	-	-	-	-	-	.
42 Lane Blue	8	-	2	2	0.5-1	0.5-1	-	-	-	-	-	-	.
5 Jayden Daniels	14	.	1	1	-	-	-	-	-	-	-	-	.
95 Tygee Hill	3	1	-	1	-	-	-	-	-	-	-	-	.
82 Jack Mashburn	12	1	-	1	-	-	-	-	-	-	-	-	.
81 Bryce Langston	2	-	1	1	0.5-0	0.5-0	-	-	-	-	-	-	.
69 Charles Turner	12	1	-	1	-	-	-	-	-	-	-	-	.
68 Fitzgerald West Jr.	5	1	-	1	-	-	-	-	-	-	-	-	.
4 John Emery Jr.	11	-	1	1	-	-	-	-	.	-	-	-	.
27 Josh Williams	11	-	1	1	-	-	-	-	-	-	-	-	.
86 Mason Taylor	14	1	-	1	-	-	-	-	-	-	-	-	.
58 Jared Small	2	-	1	1	-	-	-	-	-	-	-	-	.
37 Hunter Faust	3	1	-	1	-	-	-	-	.	-	-	-	.
31 Nathan Dibert	11	1	-	1	-	-	-	-	-	-	-	-	.
91 Kells Bush	1	-	-	-	-	-	-	1	-	-	-	-	.
16 Quad Wilson	2	-	-	-	-	-	1-99	-	-	-	-	-	.
Totals	13	457	408	865	66-252	25-165	6-74	44	47	11-28	14	1	1
Opponents	13	505	424	929	78-290	45-219	6-114	32	20	12-32	10	3	0

TACKLES

Table with 18 columns (Player, UA-A, TOTAL, FSU, SU, MSU, NM, AUB, TN, UF, OM, ALA, ARK, UAB, TAMU, UGA, PURD) listing tackle stats for 111 players.

TACKLES FOR LOSS

Table with 18 columns (Player, UA-A, TOTAL, FSU, SU, MSU, NM, AUB, TN, UF, OM, ALA, ARK, UAB, TAMU, UGA, PURD) listing tackle-for-loss stats for 26 players.

PASSING

#5 Jayden Daniels	Comp-Att-Int	Pct	Yards	TD	Long	Sack-Yds	Effic
Florida St.	25-34-0	73.5	209	2	22	4-19	144.6
Southern	10-11-0	90.9	137	3	44	1-8	285.5
Mississippi St.	22-37-0	59.5	210	1	27	3-12	116.1
New Mexico	24-29-0	82.8	279	0	51	4-12	163.6
Auburn	8-20-0	40.0	80	0	39	3-13	73.6
Tennessee	32-45-1	71.1	300	1	23	5-34	130.0
Florida	23-32-0	71.9	349	3	54	1-8	194.4
Ole Miss	21-28-0	75.0	248	2	38	4-16	173.0
Alabama	22-32-0	68.8	182	2	30	6-15	137.2
Arkansas	8-15-1	53.3	86	0	26	7-41	88.2
UAB	22-29-0	75.9	297	1	47	1-1	173.3
Texas A&M	21-35-0	60.0	189	0	22	1-5	105.4
Georgia	16-24-1	66.7	208	1	53	3-16	144.9
Purdue	12-17-0	70.6	139	1	32	0-0	158.7
Totals	266-388-3	68.6	2913	17	54	43-200	144.5

#13 Garrett Nussmeier	Comp-Att-Int	Pct	Yards	TD	Long	Sack-Yds	Effic
Southern U.	13-23-2	56.5	183	0	60	0-0	106.0
New Mexico	9-10-0	90.0	135	1	57	0-0	236.4
Auburn	2-6-0	33.3	5	0	3	0-0	40.3
UAB	1-2-0	50.0	2	0	2	0-0	58.4
Texas A&M	1-1-0	100.0	8	0	8	0-0	167.2
Georgia	15-27-1	55.6	294	2	59	1-13	164.1
Purdue	11-15-1	73.3	173	2	75	0-0	200.9
Totals	52-84-4	61.9	800	5	75	1-13	152.0

#8 Malik Nabers	Comp-Att-Int	Pct	Yards	TD	Long	Sack-Yds	Effic
Purdue	2-2-0	100.0	50	1	45	0-0	475.0
Totals	2-2-0	100.0	50	1	45	0-0	475.0

#14 Walker Howard	Comp-Att-Int	Pct	Yards	TD	Long	Sack-Yds	Effic
Purdue	2-4-0	50.0	7	0	5	0-0	64.7
Totals	2-4-0	50.0	7	0	5	1-6	64.7

RUSHING

	No-Yds/TD	FSU	SU	MSU	NM	AUB	TN	UF	OM	ALA	ARK	UAB	TAMU	UGA	PURD
Jayden Daniels	186-885/11	16-114/0	3-18/1	16-93/1	9-37/0	16-59/1	16-38/0	14-44/3	23-121/3	18-95/1	19-10/0	12-111/1	12-84/0	6-6/0	6-67/0
Josh Williams	97-532/6	1-2/0	5-17/1	1-7/1	4-19/0	17-68/0	7-10/1	14-106/0	17-76/1	7-54/1	18-118/1	DNP	DNP	6-55/0	DNP
Noah Cain	76-409/10	7-23/1	10-51/1	-	11-94/2	5-21/0	1-3/0	-	-	1-1/0	6-29/0	13-76/3	11-48/0	3-7/1	8-58/2
John Emery Jr.	76-375/6	DNP	DNP	11-32/0	9-45/0	8-42/1	4-4/0	8-31/0	DNP	5-26/0	3-40/0	9-49/1	9-55/3	4-4/0	6-47/1
Armoni Goodwin	45-267/5	5-14/0	12-85/2	9-76/1	8-24/2	DNP	DNP	DNP	8-55/0	1-7/0	2-6/0	DNP	DNP	DNP	DNP
Derrick Davis Jr.	11-57/1	DNP	-	-	-	DNP	DNP	DNP	DNP	DNP	DNP	5-28/0	DNP	DNP	6-29/1
Walker Howard	6-33/0	DNP	3-15/0	DNP	DNP	DNP	DNP	DNP	DNP	DNP	DNP	DNP	DNP	DNP	3-18/0
Nick Demas	5-10/0	-	2-3/0	-	-	DNP	-	-	DNP	DNP	DNP	2-5/0	-	DNP	1-2/0
Kayshon Boutte	1-41/0	-	1-41/0	-	DNP	-	-	-	-	-	-	DNP	-	-	DNP
Malik Nabers	1-5/0	-	-	-	-	-	-	-	-	1-5/0	-	-	-	-	-
Garrett Nussmeier	1-13/0	DNP	-	DNP	-	-	DNP	DNP	DNP	DNP	DNP	-	-	-	-

RECEIVING

	No-Yds/TD	FSU	SU	MSU	NM	AUB	TN	UF	OM	ALA	ARK	UAB	TAMU	UGA	PURD
Malik Nabers	72-1017/3	5-42/0	3-81/1	6-76/0	6-65/0	2-26/0	6-80/0	4-48/0	4-37/0	6-49/0	2-24/0	7-129/0	7-69/0	5-128/1	9-163/1
Kayshon Boutte	48-538/2	2-20/0	5-42/0	3-31/0	DNP	1-4/0	6-33/1	6-115/0	4-43/0	7-51/0	4-49/0	DNP	4-43/0	6-107/1	DNP
Mason Taylor	38-414/3	4-34/0	1-13/0	1-11/0	4-34/0	3-14/0	2-22/0	1-6/0	3-44/1	3-36/1	-	3-39/0	2-10/0	6-63/0	5-88/1
Brian Thomas Jr.	31-361/5	5-44/0	2-55/1	2-22/0	2-65/1	-	5-37/0	2-31/1	2-26/0	-	DNP	4-21/1	1-5/0	2-24/0	4-31/1
Jaray Jenkins	27-404/6	5-46/2	-	3-23/1	5-57/0	-	3-44/0	2-67/1	2-51/1	-	1-4/0	2-29/0	1-11/0	3-72/1	DNP
Kyren Lacy	24-268/0	1-14/0	2-29/0	-	4-41/0	-	4-24/0	2-17/0	2-18/0	1-5/0	-	2-12/0	1-8/0	3-43/0	2-57/0
Josh Williams	21-132/0	-	-	4-18/0	2-31/0	2-0/0	2-15/0	1-8/0	3-25/0	3-7/0	1-9/0	DNP	DNP	3-19/0	DNP
Jack Bech	16-200/1	1-5/0	1-17/1	-	6-43/0	1-2/0	1-14/0	-	DNP	-	-	3-61/0	1-15/0	2-43/0	DNP
John Emery Jr.	13-129/2	DNP	DNP	2-15/0	-	1-39/0	-	3-24/1	DNP	2-34/1	-	-	3-11/0	1-3/0	1-3/0
Noah Cain	9-76/0	-	1-9/0	-	-	-	3-31/0	-	-	-	-	1-6/0	2-25/0	-	2-5/0
Chris Hilton Jr.	7-109/0	-	5-47/0	-	2-62/0	DNP	DNP	DNP	DNP	DNP	DNP	DNP	DNP	DNP	DNP
Kole Taylor	5-55/0	1-8/0	1-3/0	-	1-11/0	-	-	2-33/0	-	-	-	-	-	-	DNP
Armoni Goodwin	4-19/0	1--4/0	-	1-14/0	1-5/0	DNP	DNP	DNP	1-4/0	-	-	DNP	DNP	DNP	DNP
Landon Ibieta	2-15/0	DNP	DNP	DNP	DNP	DNP	DNP	DNP	DNP	DNP	DNP	DNP	DNP	DNP	2-15/0
Jack Mashburn	2-12/0	-	1-10/0	DNP	-	-	DNP	-	-	-	-	1-2/0	-	-	-
Evan Francioni	1-14/0	-	1-14/0	-	DNP	DNP	DNP	DNP	DNP	DNP	-	DNP	-	-	-
Jayden Daniels	1-5/1	-	-	-	-	-	-	-	-	-	-	-	-	-	1-5/1
Javen Nicholas	1-2/0	DNP	-	-	-	DNP	DNP	DNP	DNP	DNP	DNP	DNP	DNP	DNP	1-2/0

LSU TEAM GAME HIGHS

Rushes	51	at Arkansas (Nov. 12, 2022)
Yards Rushing	266	vs. UAB (Nov. 19, 2022)
Yards Per Rush	7.1	vs. Purdue (Jan. 2, 2023)
TD Rushes	5	vs. Southern (Sept. 10, 2022) vs. UAB (Nov. 19, 2022)
Pass attempts	52	vs. Georgia (Dec. 3, 2022)
Pass completions	33	vs. New Mexico (Sept. 24, 2022)
Yards Passing	502	vs. Georgia (Dec. 3, 2022)
Yards Per Pass	10.9	at Florida (Oct. 15, 2022)
TD Passes	4	vs. Purdue (Jan. 2, 2023)
Total Plays	80	vs. New Mexico (Sept. 24, 2022)
Total Offense	633	vs. New Mexico (Sept. 24, 2022)
Yards Per Play	8.5	vs. Purdue (Jan. 2, 2023)
Points	65	vs. Southern (Sept. 10, 2022)
Sacks By	5	at Arkansas (Nov. 12, 2022)
First Downs	35	vs. Ole Miss (Oct. 22, 2022)
Penalties	10	at Auburn (Oct. 1, 2022)
Penalty Yards	94	at Auburn (Oct. 1, 2022)
Turnovers	3	vs. Georgia (Dec. 3, 2022)
Interceptions By	2	at Auburn (Oct. 1, 2022)
Punts	9	at Auburn (Oct. 1, 2022)
Punting Avg	54.0	vs. Tennessee (Oct. 8, 2022)
Long Punt	66	vs. Tennessee (Oct. 8, 2022)
Punts inside 20	4	at Auburn (Oct. 1, 2022)
Long Punt Return	20	vs. New Mexico (Sept. 24, 2022)

OPPONENT TEAM GAME HIGHS

Rushes	50	at Texas A&M (Nov. 26, 2022)
Yards Rushing	274	at Texas A&M (Nov. 26, 2022)
Yards Per Rush	6.4	at Florida (Oct. 15, 2022)
TD Rushes	4	at Florida (Oct. 15, 2022)
Pass attempts	51	vs. Alabama (Nov. 5, 2022)
Pass completions	25	vs. Alabama (Nov. 5, 2022)
Yards Passing	337	at Auburn (Oct. 1, 2022)
Yards Per Pass	17.7	at Auburn (Oct. 1, 2022)
TD Passes	4	vs. Georgia (Dec. 3, 2022)
Total Plays	81	vs. Alabama (Nov. 5, 2022)
Total Offense	529	vs. Georgia (Dec. 3, 2022)
Yards Per Play	7.2	vs. Georgia (Dec. 3, 2022)
Points	50	vs. Georgia (Dec. 3, 2022)
Sacks By	7	at Arkansas (Nov. 12, 2022)
First Downs	27	vs. Tennessee (Oct. 8, 2022) vs. Georgia (Dec. 3, 2022)
Penalties	12	vs. Tennessee (Oct. 8, 2022)
Penalty Yards	111	vs. Ole Miss (Oct. 22, 2022)
Turnovers	4	at Auburn (Oct. 1, 2022)
Interceptions By	3	vs. Purdue (Jan. 2, 2023)
Punts	9	vs. New Mexico (Sept. 24, 2022)
Punting Avg	56.0	at Florida (Oct. 15, 2022)
Long Punt	65	vs. Ole Miss (Oct. 22, 2022)
Punts inside 20	4	vs. Mississippi St. (Sept. 17, 2022)
Long Punt Return	58	vs. Tennessee (Oct. 8, 2022)

LSU INDIVIDUAL GAME HIGHS

Rushes	23	Jayden Daniels vs. Ole Miss (Oct. 22, 2022)
Yards Rushing	121	Jayden Daniels vs. Ole Miss (Oct. 22, 2022)
TD Rushes	3	Jayden Daniels at Florida (Oct. 15, 2022) Jayden Daniels vs. Ole Miss (Oct. 22, 2022) Noah Cain vs. UAB (Nov. 19, 2022) John Emery Jr. at Texas A&M (Nov. 26, 2022)
Long Rush	50	Josh Williams at Florida (Oct. 15, 2022)
Pass attempts	45	Jayden Daniels vs. Tennessee (Oct. 8, 2022)
Pass completions	32	Jayden Daniels vs. Tennessee (Oct. 8, 2022)
Yards Passing	349	Jayden Daniels at Florida (Oct. 15, 2022)
TD Passes	3	Jayden Daniels vs. Southern (Sept. 10, 2022) Jayden Daniels at Florida (Oct. 15, 2022)
Long Pass	75	Garrett Nussmeier vs. Purdue (Jan. 2, 2023)
Receptions	9	Malik Nabers vs. Purdue (Jan. 2, 2023)
Yards Receiving	163	Malik Nabers vs. Purdue (Jan. 2, 2023)
TD Receptions	2	Jaray Jenkins vs. FSU (Sept. 4, 2022)
Long Reception	75	Malik Nabers vs. Purdue (Jan. 2, 2023)
Field Goals	2	Damian Ramos vs. FSU (Sept. 4, 2022)
Long Field Goal	36	Damian Ramos vs. FSU (Sept. 4, 2022)
Punts	9	Jay Bramblett at Auburn (Oct. 1, 2022)
Punting Avg	54.0	Jay Bramblett vs. Tennessee (Oct. 8, 2022)
Long Punt	66	Jay Bramblett vs. Tennessee (Oct. 18, 2022)
Punts inside 20	4	Jay Bramblett at Auburn (Oct. 1, 2022)
Long Punt Return	20	Greg Clayton Jr. vs. New Mexico (Sept. 24, 2022)
Long Kickoff Return	33	Noah Cain vs. Ole Miss (Oct. 22, 2022)
Tackles	15	Micah Baskerville vs. Tennessee (Oct. 8, 2022)
Sacks	3	Harold Perkins Jr. at Arkansas (Nov. 12, 2022)
Tackles For Loss	3	Harold Perkins Jr. at Arkansas (Nov. 12, 2022)
Interceptions	1	Micah Baskerville vs. Southern (Sept. 10, 2022) Jay Ward vs. Mississippi St. (Sept. 17, 2022) Harold Perkins Jr. at Auburn (Oct. 1, 2022) Greg Brooks Jr. at Auburn (Oct. 1, 2022) Joe Foucha vs. Ole Miss (Oct. 22, 2022) Jarrick Bernard-Converse vs. Alabama (Nov. 5, 2022) Greg Brooks Jr. vs. Purdue (Jan. 2, 2023) Jarrick Bernard-Converse vs. Purdue (Jan. 2, 2023) Quad Wilson vs. Purdue (Jan. 2, 2023)

OPPONENT INDIVIDUAL GAME HIGHS

Rushes	38	Devon Achane at Texas A&M (Nov. 26, 2022)
Yards Rushing	215	Devon Achane at Texas A&M (Nov. 26, 2022)
TD Rushes	2	Jabari Small vs. Tennessee (Oct. 8, 2022) Montrell Johnson Jr. at Florida (Oct. 15, 2022) Quinshon Judkins vs. Ole Miss (Oct. 22, 2022) Roydell Williams vs. Alabama (Nov. 5, 2022) Devon Achane at Texas A&M (Nov. 26, 2022) Kenny McIntosh vs. Georgia (Dec. 3, 2022)
Long Rush	81	Anthony Richardson at Florida (Oct. 15, 2022)
Pass attempts	51	Bryce Young vs. Alabama (Nov. 5, 2022)
Pass completions	25	Bryce Young vs. Alabama (Nov. 5, 2022)
Yards Passing	337	Robby Ashford at Auburn (Oct. 1, 2022)
TD Passes	4	Stetson Bennett vs. Georgia (Dec. 3, 2022)
Long Pass	65	Bryce Young vs. Alabama (Nov. 5, 2022)
Receptions	10	Ontaria Wilson vs. FSU (Sept. 4, 2022)
Yards Receiving	145	Malik Heath vs. Ole Miss (Oct. 22, 2022)
TD Receptions	2	Ontaria Wilson vs. FSU (Sept. 4, 2022) Jalin Hyatt vs. Tennessee (Oct. 8, 2022)
Long Reception	65	Jase McClellan vs. Alabama (Nov. 5, 2022)
Field Goals	5	Chase McGrath vs. Tennessee (Oct. 8, 2022)
Long Field Goal	48	Jonathan Cruz vs. Ole Miss (Oct. 22, 2022)
Punts	9	Aaron Rodriguez vs. New Mexico (Sept. 24, 2022)
Punting Avg	56.0	Jeremy Crawshaw at Florida (Oct. 15, 2022)
Long Punt	65	Fraser Masin vs. Ole Miss (Oct. 22, 2022)
Punts inside 20	3	Brett Thorson vs. Georgia (Dec. 3, 2022)
Long Punt Return	58	Dee Williams vs. Tennessee (Oct. 8, 2022)
Long Kickoff Return	66	Jermaine Brown Jr. vs. UAB (Nov. 19, 2022)
Tackles	12	Demarcco Hellams vs. Alabama (Nov. 5, 2022) Drew Sanders at Arkansas (Nov. 12, 2022) Jaylen Key vs. UAB (Nov. 19, 2022)
Sacks	2.5	Byron Young vs. Tennessee (Oct. 8, 2022)
Tackles For Loss	2.5	Jared Verse vs. FSU (Sept. 4, 2022) Byron Young vs. Tennessee (Oct. 8, 2022) Jaylen Moody vs. Alabama (Nov. 5, 2022)
Interceptions	1	Benny McCray vs. Southern (Sept. 10, 2022) Corione Harris vs. Southern (Sept. 10, 2022) Trevon Flowers vs. Tennessee (Oct. 8, 2022) Latavious Brini at Arkansas (Nov. 12, 2022) Smael Mondon Jr. vs. Georgia (Dec. 3, 2022) Christopher Smith vs. Georgia (Dec. 3, 2022) Jamari Brown vs. Purdue (Jan. 2, 2023)

2022 OFFENSIVE GAME-BY-GAME STARTERS

GAME	LT	LG	C	RG	RT	TE	WR	WR	RB	WR	QB
vs. FSU	Campbell	Frazier	Dellinger	Bradford	Wire	M. Taylor	Boutte	Thomas	Cain	Bech	Daniels
vs. Southern	Campbell	Dellinger	Turner	Bradford	Frazier	M. Taylor	K. Taylor (TE)	Boutte	Goodwin	Jenkins	Daniels
vs. Mississippi St.	Campbell	Dellinger	Turner	Frazier	Jones	M. Taylor	Boutte	Nabers	Goodwin	Hilton	Daniels
vs. New Mexico	Campbell	Dellinger	Turner	Frazier	Jones	M. Taylor	Jenkins	Nabers	Goodwin	Bech	Daniels
at Auburn	Campbell	Frazier	Turner	Bradford	Jones	M. Taylor	Boutte	Nabers	Williams	Thomas	Daniels
vs. Tennessee	Bradford	Dellinger	Turner	Frazier	Jones	M. Taylor	Boutte	Nabers	Williams	Jenkins	Daniels
at Florida	Campbell	Frazier	Turner	Bradford	Jones	M. Taylor	Boutte	Nabers	Williams	Jenkins	Daniels
vs. Ole Miss	Campbell	Frazier	Turner	Bradford	Jones	M. Taylor	Boutte	Nabers	Williams	Thomas	Daniels
vs. Alabama	Campbell	Frazier	Turner	Bradford	Jones	M. Taylor	Boutte	Nabers	Williams	Jenkins	Daniels
at Arkansas	Campbell	Frazier	Turner	Bradford	Jones	M. Taylor	Boutte	Nabers	Williams	Jenkins	Daniels
vs. UAB	Campbell	Frazier	Martinez	Bradford	Jones	M. Taylor	Bech	Nabers	Emery	Jenkins	Daniels
at Texas A&M	Campbell	Frazier	Turner	Bradford	Jones	M. Taylor	Bech	Lacy	Cain	Thomas	Daniels
vs. Georgia	Campbell	Frazier	Turner	Bradford	Jones	M. Taylor	Boutte	Nabers	Emery	Thomas	Daniels
vs. Purdue	Campbell	Dellinger	Turner	Bradford	Jones	M. Taylor	Lacy	Nabers	Cain	Thomas	Daniels

2022 DEFENSIVE GAME-BY-GAME STARTERS

GAME	DE	DT	DT	DE	LB	LB	LB	CB	S	S	CB
vs. FSU	Gaye	Smith	Roy	Ojulari	Jones	Penn III	Brooks (NICK)	Garner	Ward	Burns	Richardson
vs. Southern	Jones	Wingo	Roy	Little	Jones	Penn III	Brooks (NICK)	Garner	Ward	Burns	Bernard-Converse
vs. Mississippi St	Gaye	Wingo	Guillory	Ojulari	Jones	Penn III	Brooks (NICK)	Garner	Ward	Burns	Richardson
vs. New Mexico	Gaye	Wingo	Roy	Jones	Jones	Penn III	Perkins	Garner	Brooks	Richardson	Bernard-Converse
at Auburn	Gaye	Wingo	Roy	Ojulari	Baskerville	Penn III	Brooks (NICK)	Garner	Ward	Foucha	Richardson
vs. Tennessee	Gaye	Wingo	Roy	Ojulari	Baskerville	Penn III	Ward (NICK)	Garner	Brooks	Bernard-Converse	Richardson
at Florida	Gaye	Wingo	Roy	Ojulari	Baskerville	Penn III	Perkins	Garner	Brooks	Foucha	Bernard-Converse
vs. Ole Miss	Gaye	Wingo	Roy	Ojulari	Baskerville	Penn III	Brooks (NICK)	Garner	Ryan	Foucha	Bernard-Converse
vs. Alabama	Gaye	Wingo	Roy	Ojulari	Baskerville	Penn III	Perkins	Garner	Brooks	Foucha	Bernard-Converse
at Arkansas	Gaye	Wingo	Roy	Ojulari	Baskerville	Penn III	Perkins	Garner	Brooks	Foucha	Bernard-Converse
vs. UAB	Gaye	Wingo	Roy	Ojulari	Baskerville	Penn III	Perkins	Garner	Ward	Foucha	Bernard-Converse
at Texas A&M	Gaye	Wingo	Roy	Ojulari	Baskerville	Penn III	Perkins	Garner	Brooks	Foucha	Ward
vs. Georgia	Gaye	Wingo	Roy	Ojulari	Baskerville	Penn III	Perkins	Garner	Brooks	Burns	Ward
vs. Purdue	Jones	Wingo	Guillory	Burns (NICK)	Baskerville	Penn III	Perkins	Ward	Brooks	Foucha	Bernard-Converse

Florida State

24

September 4, 2022
Caesars Superdome
New Orleans, LA
(68,388)

LSU

23

LSU

RUSHING	Att.	Gain	Lost	Net	TD	Long	Avg.
Jayden Daniels	16	133	19	114	0	25	7.1
Noah Cain	7	23	0	23	1	9	3.3
Armoni Goodwin	5	15	1	14	0	9	2.8
Josh Williams	1	2	0	2	0	2	2.0

PASSING	Att.	Comp	Int.	Yds.	TD	Long	Sacks
Jayden Daniels	35	26	0	209	2	22	4

RECEIVING	No.	Yds.	TD	Long
Jaray Jenkins	5	46	2	22
Malik Nabers	5	34	0	10
Brian Thomas Jr.	5	44	0	16
Mason Taylor	5	42	0	17
Kayshon Boutte	2	20	0	13
Kyren Lacy	1	14	0	14
Armoni Goodwin	1	-4	0	0
Jack Bech	1	5	0	5

PUNTING	No.	Yds.	Avg.	Long	I20	TB
Jay Bramblett	2	87	43.5	56	1	0

FIELD GOALS	Att.	Made	Long	Kicks
Damian Ramos	2	1	36	Made: 36

ALL RETURNS	Punts			Kickoffs			Interceptions		
	No.	Yds.	Lg.	No.	Yds.	Lg.	No.	Yds.	Lg.
Malik Nabers	2	-2	0	2	31	17	0	0	0

FSU

RUSHING	Att.	Gain	Lost	Net	TD	Long	Avg.
Treshaun Ward	16	51	2	49	0	8	3.1
Jordan Travis	8	31	0	31	0	23	3.9
Deuce Spann	2	20	0	20	0	16	10.0
Trey Benson	6	15	0	15	0	7	2.5
Lawrence Toafili	4	12	3	9	0	7	2.2
Mycah Pittman	1	17	0	7	0	7	7.0
DJ Lundy	1	1	0	1	0	1	1.0

PASSING	Att.	Comp	Int.	Yds.	TD	Long	Sacks
Jordan Travis	32	20	0	260	2	39	2
Treshuan Ward	1	0	0	0	0	0	0

RECEIVING	No.	Yds.	TD	Long
Ontaria Wilson	7	102	2	39
Johnny Wilson	3	60	0	24
Mychah Pittman	3	45	0	25
Camren McDonald	2	23	0	13
Deuce Spann	2	6	0	3
Lawrance Toafili	1	10	0	10
Markeston Douglas	1	8	0	8
Treshaun Ward	1	6	0	6

PUNTING	No.	Yds.	Avg.	Long	I20	TB
Alex Mastromanno	2	92	46.0	47	2	0

FIELD GOALS	Att.	Made	Long	Kicks
Ryan Fitzgerald	2	1	25	Made: 25

ALL RETURNS	Punts			Kickoffs			Interceptions		
	No.	Yds.	Lg.	No.	Yds.	Lg.	No.	Yds.	Lg.
Mycah Pittman	1	0	0	0	0	0	0	0	0
Sam McCall	0	0	0	2	45	24	0	0	0

LSU Drops Opener to Florida State, 24-23

Jayden Daniels found Jaray Jenkins for a 2-yard touchdown as time expired, but Florida State blocked the extra point to lead the Seminoles over LSU, 24-23, in the season-opener for the Tigers at Caesars Superdome in New Orleans. Trailing 24-10 late in the fourth quarter, LSU showed resiliency, battling back under the direction of Daniels. He connected with Jenkins up the middle for a 22-yard touchdown to cut the deficit to 24-17 with 4:07 left to play. A fumble recovery by defensive tackle Mekhi Wingo on the Tigers' goal line gave LSU the ball back with another opportunity with 1:20 remaining. Daniels marched the Tigers 99 yards on 11 plays, pulling LSU to within 24-23 on the 2-yard strike to Jenkins on the final play of regulation. With no time remaining and needing only a PAT to tie the score, Florida State blocked the extra-point attempt and held on for the 1-point victory. Daniels was spectacular in his LSU debut, completing 25-of-35 passes for 209 yards and a pair of scores. He added 114 rushing yards. Jenkins led the Tigers in receiving with five catches for 46 yards and a pair of TDs. Brian Thomas (44 yards) and Malik Nabers (42 yards) each caught five passes.

Scoring	1	2	3	4	F
Florida State	0	7	10	7	24
LSU	3	0	7	13	23

LSU	1Q	11:41	Ramos 36 yd field goal
FSU	2Q	13:00	O. Wilson 39 yd pass from Travis (Fitzgerald kick)
FSU	3Q	8:29	Fitzgerald 25 yd field goal
FSU	3Q	4:17	O. Wilson 27 yd pass from Travis (Fitzgerald Kick)
LSU	3Q	0:08	Cain 1 yd rush (Ramos kick)
FSU	4Q	9:04	Lundy 1 yd rush (Fitzgerald kick)
LSU	4Q	4:07	Jenkins 22 yd pass from Daniels (Ramos kick)
LSU	4Q	0:00	Jenkins 2 yd pass from Daniels (Ramos kick blocked)

Team Stats	LSU	FSU
FIRST DOWNS	25	22
Rushing	8	8
Passing	14	14
Penalty	3	0
NET YARDS RUSHING	139	132
Rushing Attempts	30	38
Average Per Rush	4.6	3.5
Rushing Touchdowns	1	1
Yards Gained Rushing	173	137
Yards Lost Rushing	34	5
NET YARDS PASSING	209	260
Completions-Attempts-Int	20-33-0	26-36-0
Avg. Per Attempt	5.8	7.9
Avg. Per Completion	8.0	13.0
Passing Touchdowns	2	2
TOTAL OFFENSE YARDS	348	392
Total offense plays	66	71
Avg. Game Per Play	5.3	5.5
Fumbles: Number-Lost	2-2	1-1
Penalties: Number-Yards	4-45	7-80
PUNTS-YARDS	2-87	2-92
Avg. Yard Per Punt	43.5	46.0
Net Yards Per Punt	43.5	47
Inside 20	1	2
50+ Yards	1	0
Touchbacks	0	0
Fair Catch	0	0
KICKOFF-YARDS	4-259	5-180
Avg. Yard Per Kickoff	64.8	36.0
Net Yards Per Kickoff	41	37.8
Touchbacks	1	0
Fair Catch Yards	25	20
Punt Returns: Number-Yds-TD	2--2-0	1-0-0
Avg. Punt Return	-1.0	0.0
Kick Returns: Number-Yds-TD	2-31-0	2-45-0
Avg. Per Return	15.5	22.5
Interception: Number-Yds-TD	0-0-0	0-0-0
Fumble Returns: Number-Yds-TD	0-0-0	0-0-0
Miscellaneous Yards	0	0
Possession Time	25:54	34:06
1st Quarter	05:35	09:25
2nd Quarter	08:27	06:33
3rd Quarter	05:35	09:25
4th Quarter	06:17	08:43
Third Down Conversions	5-11	11-17
Fourth Down Conversions	2-2	0-1
Red-Zone: Scores-Chances	3-4	2-4
Touchdowns	2-4	1-4
Field Goals	1-4	1-4
Sacks By: Number-Yds	2-0	4-19
PAT Kicks	2-3	3-3
Field Goals	1-2	1-2
Points off Turnover	6	0

**Southern
LSU**

**17
65**

September 10, 2022
Tiger Stadium
Baton Rouge, LA
(102,321)

LSU

RUSHING	Att.	Gain	Lost	Net	TD	Long	Avg.
Armoni Goodwin	12	93	8	85	2	38	7.1
Noah Cain	10	53	2	51	1	11	5.1
Kayshon Boutte	1	41	0	41	0	41	41.0
Jayden Daniels	3	26	8	18	1	18	6.0
Josh Williams	5	17	0	17	1	5	3.4
Walker Howard	3	21	6	15	0	13	5.0
Nick Demas	2	3	0	3	0	2	1.5

PASSING	Att.	Comp	Int.	Yds.	TD	Long	Sacks
Garrett Nussmeier	23	12	2	183	0	60	0
Jayden Daniels	11	10	0	137	3	44	1
Walker Howard	0	0	0	0	0	0	1

RECEIVING	No.	Yds.	TD	Long
Chris Hilton	5	47	0	13
Kayshon Boutte	5	42	0	21
Malik Nabers	3	81	1	60
Brian Thomas Jr.	2	55	1	44
Kyren Lacy	2	29	0	16
Jack Bech	1	17	1	17
Evan Francioni	1	14	0	14
Mason Taylor	1	13	0	13
Jack Mashburn	1	10	0	10
Noah Cain	1	9	0	9
Kole Taylor	1	3	0	3

PUNTING	No.	Yds.	Avg.	Long	I20	TB
Jay Bramblett	2	87	43.5	47	0	0

FIELD GOALS	Att.	Made	Long	Kicks	
Punts					
No.	Yds.	Lg.	No.	Yds.	
Gregory Clayton Jr.	1	18	18	0	0
Micah Baskerville	1	34	34	0	0
Javen Nicholas	0	0	0	1	18
Kickoffs					
No.	Yds.	Lg.	No.	Yds.	
Interceptions					
No.	Yds.	Lg.	No.	Yds.	
Gregory Clayton Jr.	1	18	18	0	0
Micah Baskerville	1	34	34	0	0
Javen Nicholas	0	0	0	1	18

Southern

RUSHING	Att.	Gain	Lost	Net	TD	Long	Avg.
Jerodd Sims	15	83	4	79	0	24	5.3
Besean McCray	12	56	9	47	0	15	3.9
Karl Ligon	7	45	0	45	1	11	6.4
Kendric Rhymes	8	30	0	30	0	9	3.8

PASSING	Att.	Comp	Int.	Yds.	TD	Long	Sacks
Besean McCray	16	9	1	61	0	29	3
Cornelius Dyson	1	0	0	0	0	0	0

RECEIVING	No.	Yds.	TD	Long
Chandler Whitfield	2	-4	0	2
Cornelius Dyson	1	29	0	29
Isaiah Taylor	1	17	0	17
August Pitre III	1	11	0	11
Dupree Fuller	1	6	0	6
Jerodd Sims	1	2	0	2
Gregory Perkins	1	2	0	2
Karl Ligon	1	-2	0	0

PUNTING	No.	Yds.	Avg.	Long	I20	TB
Alex Mastromanno	3	138	46.0	50	0	0

FIELD GOALS	Att.	Made	Long	Kicks
Luke Jackson	3	1	29	Made: 29
Punts				
No.	Yds.	Lg.	No.	Yds.
Reginald King	0	0	0	1
Braelen Morgan	0	0	0	4
Corione Harris	0	0	0	0
Benny McCray	0	0	0	0
Kickoffs				
No.	Yds.	Lg.	No.	Yds.
Interceptions				
No.	Yds.	Lg.	No.	Yds.
Reginald King	0	0	0	1
Braelen Morgan	0	0	0	4
Corione Harris	0	0	0	0
Benny McCray	0	0	0	0

Tigers Dominates Southern in Home Opener, 65-17

Tigers Dominate Southern in Home-Opener, 65-17 LSU quarterback Jayden Daniels went 10-for-11 for 137 yards and three touchdowns in just over a quarter of play as the Tigers had little trouble in a 65-17 win over Southern in what was the first-ever meeting between the cross-town schools. Southern fumbled the opening kickoff and LSU scored three plays later on an 18-yard run by Daniels. A 5-yard run by Josh Williams on LSU's next possession ran the score 14-0. LSU scored TDs on its first four possessions and added a 29-yard interception return by Micah Baskerville for a touchdown in the first quarter. A Southern safety with just over a minute left in the first quarter gave the Tigers a 37-0 lead – the most points in a single quarter in school history. LSU led 51-0 at halftime and then stretched the margin to 58-0 on a 2-yard run by Armoni Goodwin. Southern's first points of the game came on a 94-yard interception return with 3:45 left in the third quarter. LSU added a TD early in the fourth quarter on a 1-yard run by Goodwin before Southern scored the final 10 points of the game. Goodwin led the Tigers with 83 rushing yards and 2 TDs. Eight different LSU players accounted for touchdowns as the Tigers racked up 550 yards of offense (230 rushing, 320 passing).

Scoring	1	2	3	4	F
LSU	37	14	7	7	65
Southern	0	0	7	10	17

LSU	1Q	13:25	J. Daniels 18 yd rush (Ramos kick)
LSU	1Q	11:46	J. Williams 5 yd rush (Ramos kick)
LSU	1Q	7:16	Bech 17 yd pass from Daniels (Ramos kick)
LSU	1Q	7:07	Baskerville 29 yd interception return (Ramos kick)
LSU	1Q	4:44	Nabers 5 yd pass from Daniels (Ramos kick)
LSU	1Q	1:31	Safety
LSU	2Q	14:20	Thomas Jr. 44 yd pass from Daniels (Ramos kick)
LSU	2Q	1:06	Cain 2 yd rush (Ramos kick)
LSU	3Q	8:42	Goodwin 2 yd rush (Ramos kick)
SU	3Q	3:45	McCray 94 yd interception return (Jackson kick)
LSU	4Q	14:01	Goodwin 1 yd rush (Ramos kick)
SU	4Q	8:15	Ligon 1 yd rush (Jackson kick)
SU	4Q	0:00	Jackson 29 yd FG

Team Stats	SU	LSU
FIRST DOWNS	15	23
Rushing	11	10
Passing	3	13
Penalty	1	0
NET YARDS RUSHING	201	230
Rushing Attempts	42	36
Average Per Rush	4.8	6.4
Rushing Touchdowns	1	5
Yards Gained Rushing	214	254
Yards Lost Rushing	13	24
NET YARDS PASSING	61	320
Completions-Attempts-Int	9-17-1	23-34-2
Avg. Per Attempt	3.6	9.4
Avg. Per Completion	6.8	13.9
Passing Touchdowns	0	3
TOTAL OFFENSE YARDS	262	550
Total offense plays	59	70
Avg. Game Per Play	4.4	7.9
Fumbles: Number-Lost	4-4	0-0
Penalties: Number-Yards	2-8	6-40
PUNTS-YARDS	4-138	2-87
Avg. Yard Per Punt	34.5	43.5
Net Yards Per Punt	30	43.5
Inside 20	0	0
50+ Yards	1	0
Touchbacks	0	0
Fair Catch	2	2
KICKOFF-YARDS	4-258	10-631
Avg. Yard Per Kickoff	64.5	63.1
Net Yards Per Kickoff	41.2	40.1
Touchbacks	2	5
Fair Catch Yards	25	0
Punt Returns: Number-Yds-TD	0-0-0	1-18-0
Avg. Punt Return	0.0	26.0
Kick Returns: Number-Yds-TD	5-105-0	1-18-0
Avg. Per Return	21.0	18.0
Interception: Number-Yds-TD	2-106-1	1-29-1
Fumble Returns: Number-Yds-TD	0-0-0	1-5-0
Miscellaneous Yards	0	0
Possession Time	28:52	31:08
1st Quarter	06:56	08:04
2nd Quarter	10:32	04:28
3rd Quarter	02:13	01:27
4th Quarter	09:11	05:49
Third Down Conversions	2-10	7-12
Fourth Down Conversions	0-0	0-1
Red-Zone: Scores-Chances	2-2	7-8
Touchdowns	1-3	8-8
Field Goals	1-3	0-8
Sacks By: Number-Yds	2-14	3-9
PAT Kicks	2-2	9-9
Field Goals	1-3	0-0
Points off Turnover	7	28

Mississippi St.

16

September 17, 2022

LSU

31

Tiger Stadium
Baton Rouge, LA
(98,520)

LSU

RUSHING	Att.	Gain	Lost	Net	TD	Long	Avg.
Jayden Daniels	16	107	14	93	1	20	5.8
Armoni Goodwin	9	75	0	75	1	47	8.3
John Emery Jr.	11	32	0	32	0	9	2.9
Josh Williams	1	7	0	7	1	7	7.0

PASSING	Att.	Comp	Int.	Yds.	TD	Long	Sacks
Jayden Daniels	37	22	0	210	1	27	3

RECEIVING	No.	Yds.	TD	Long
Malik Nabers	6	76	0	27
Josh Williams	4	18	0	8
Kayshon Boutte	3	31	0	18
Jaray Jenkins	3	23	1	12
Brian Thomas Jr.	2	22	0	15
John Emery Jr.	2	15	0	10
Armoni Goodwin	1	14	0	14
Mason Taylor	1	11	0	11

PUNTING	No.	Yds.	Avg.	Long	I20	TB
Jay Bramblett	6	269	44.8	55	2	1

FIELD GOALS	Att.	Made	Long	Kicks
Damian Ramos	1	1	35	Made: 35

ALL RETURNS	Punts			Kickoffs			Interceptions		
	No.	Yds.	Lg.	No.	Yds.	Lg.	No.	Yds.	Lg.
Gregory Clayton Jr.	1	1	1	0	0	0	0	0	0
Javen Nicholas	0	0	0	1	18	18	0	0	0
Jay Ward	0	0	0	0	0	0	1	19	19

Mississippi St.

RUSHING	Att.	Gain	Lost	Net	TD	Long	Avg.
Dillon Johnson	7	52	2	50	0	35	7.1
Jo'quavious Marks	9	51	1	50	1	37	5.6
Simeon Price	1	0	3	-3	0	0	-3.0
Will Rogers	5	6	28	-22	0	6	-4.4

PASSING	Att.	Comp	Int.	Yds.	TD	Long	Sacks
Will Rogers	42	24	1	214	1	24	4

RECEIVING	No.	Yds.	TD	Long
Dillon Johnson	5	29	0	10
Rara Thomas	4	67	1	24
Caleb Ducking	4	33	0	16
Lideatrick Griffin	3	32	0	18
Rufus Harvey	3	22	0	18
Jaden Walley	2	16	0	11
Jamire Calvin	2	15	0	9
Jo-quavious Marks	1	0	0	0

PUNTING	No.	Yds.	Avg.	Long	I20	TB
George Gerogopoulos	3	135	45	50	2	0
Archer Trafford	3	133	44.3	48	2	0

FIELD GOALS	Att.	Made	Long	Kicks
Ben Raybon	1	1	45	Made: 45

ALL RETURNS	Punts			Kickoffs			Interceptions		
	No.	Yds.	Lg.	No.	Yds.	Lg.	No.	Yds.	Lg.
Zavion Thomas	2	48	26	0	0	0	0	0	0
Austin Williams	1	-1	0	0	0	0	0	0	0
Lideatrick Griffin	0	0	0	2	64	64	0	0	0

Tigers Overcome 13-0 Deficit To Beat Mississippi State, 31-16

Jayden Daniels passed for 210 yards and a TD and rushed for 93 yards and a score as LSU overcame a 13-0 first half deficit to beat Mississippi State, 31-16, in Tiger Stadium. The Bulldogs grabbed an early 7-0 lead following a 9-play, 87-yard drive. LSU punted on four of its first five possessions and lost a fumble on another possession as the Tigers helped spot Mississippi State a 13-0 lead following a TD with just over two minutes remaining in the first half. LSU found its offense just before the half, going 75 yards on seven plays, capped with an 8-yard TD pass from Daniels to Jaray Jenkins. A Damian Ramos 35-yard field goal pulled LSU to within 13-10 at the 10:56 in the third quarter. MSU kicked a field goal on its next possession, stretching the advantage to 16-1- at the 6:31 mark in the third quarter. LSU's defense dominated the fourth quarter, holding the Bulldogs to no points and only 52 yards, setting the stage for the comeback. Daniels scored on a 3-yard run with 14:11 left to play to give the Tigers their first lead of the game at 17-16. Josh Williams scored on a 7-yard run to increase the lead to 24-16 with 6:53 to go and the Tigers put the game out of reach at 31-16 on a 47-yard TD run by Armoni Goodwin with 4:50 left in the contest. LSU held Mississippi State to 289 yards of offense, while the Tigers racked up 417 total yards (207 rushing, 210 passing).

Scoring	1	2	3	4	F
LSU	0	7	3	21	31
Mississippi St.	6	7	3	0	16

MSU	1Q	7:30	Marks 37 yard rush (Raybon kick)
MSU	2Q	2:14	Thomas 13 yd pass from Rogers (Raybon kick)
LSU	2Q	0:46	Jenkins 8 yd pass from Daniels (Ramos kick)
LSU	3Q	10:56	Ramos 35 yd FG
MSU	3Q	6:31	Raybon 45 yd FG
LSU	4Q	14:11	Daniels 3 yd rush (Ramos kick)
LSU	4Q	6:53	Williams 7 yd rush (Ramos kick)
LSU	4Q	4:50	Goodwin 47 yd rush (Ramos kick)

Team Stats	MSU	LSU
FIRST DOWNS	15	20
Rushing	6	8
Passing	9	11
Penalty	0	1
NET YARDS RUSHING	75	206
Rushing Attempts	22	38
Average Per Rush	3.4	5.4
Rushing Touchdowns	1	3
Yards Gained Rushing	109	221
Yards Lost Rushing	34	15
NET YARDS PASSING	214	210
Completions-Attempts-Int	24-42-1	22-37-0
Avg. Per Attempt	5.1	5.7
Avg. Per Completion	8.9	9.5
Passing Touchdowns	1	1
TOTAL OFFENSE YARDS	289	416
Total offense plays	64	75
Avg. Game Per Play	4.5	5.5
Fumbles: Number-Lost	2-1	1-1
Penalties: Number-Yards	3-40	7-39
PUNTS-YARDS	6-268	6-269
Avg. Yard Per Punt	44.7	44.8
Net Yards Per Punt	46.2	33.7
Inside 20	4	2
50+ Yards	1	1
Touchbacks	0	1
Fair Catch	1	1
KICKOFF-YARDS	4-258	6-361
Avg. Yard Per Kickoff	64.5	60.2
Net Yards Per Kickoff	41.2	35
Touchbacks	3	3
Fair Catch Yards	0	0
Punt Returns: Number-Yds-TD	3-47-0	1-1-0
Avg. Punt Return	32.0	1.0
Kick Returns: Number-Yds-TD	2-64-0	1-18-0
Avg. Per Return	32.0	18.0
Interception: Number-Yds-TD	0-0-0	1-19-0
Fumble Returns: Number-Yds-TD	0-0-0	0-0-0
Miscellaneous Yards	0	0
Possession Time	27:18	32:42
1st Quarter	07:56	07:04
2nd Quarter	08:18	06:42
3rd Quarter	07:24	07:36
4th Quarter	03:40	11:20
Third Down Conversions	3-14	6-15
Fourth Down Conversions	1-4	1-2
Red-Zone: Scores-Chances	1-1	4-4
Touchdowns	1-1	3-4
Field Goals	0-1	1-4
Sacks By: Number-Yds	1-2	4-4
PAT Kicks	0-0	0-0
Field Goals	1-1	1-1
Points off Turnover	0	7

New Mexico
LSU

0
38

September 24, 2022
Tiger Stadium
Baton Rouge, LA
(100,501)

LSU

RUSHING	Att.	Gain	Lost	Net	TD	Long	Avg.
Noah Cain	11	94	0	94	2	49	8.5
John Emery Jr.	9	45	0	45	0	11	5.0
Jayden Daniels	9	49	12	37	0	23	4.1
Armoni Goodwin	8	24	0	24	2	7	3.0
Josh Williams	4	21	2	19	0	13	4.8

PASSING	Att.	Comp	Int.	Yds.	TD	Long	Sacks
Jayden Daniels	29	24	0	279	0	51	4
Garrett Nussmeier	10	9	0	135	1	57	0

RECEIVING	No.	Yds.	TD	Long
Malik Nabers	6	65	0	17
Jack Bech	6	43	0	10
Jaray Jenkins	5	57	0	19
Kyren Lacy	4	41	0	16
Mason Taylor	4	34	0	17
Brian Thomas Jr.	3	76	1	57
Josh Williams	2	31	0	21
Chris Hilton Jr.	1	51	0	51
Kole Taylor	1	11	0	11
Armoni Goodwin	1	5	0	5

PUNTING	No.	Yds.	Avg.	Long	I20	TB

FIELD GOALS	Att.	Made	Long	Kicks
Damian Ramos	2	1	31	Made: 31

ALL RETURNS	Punts			Kickoffs			Interceptions		
	No.	Yds.	Lg.	No.	Yds.	Lg.	No.	Yds.	Lg.
Jack Bech	2	11	11	0	0	0	0	0	0
Gregory Clayton Jr.	2	20	20	0	0	0	0	0	0
Chris Hilton Jr.	0	0	0	1	23	23	0	0	0

New Mexico

RUSHING	Att.	Gain	Lost	Net	TD	Long	Avg.
Nate Jones	8	33	0	33	0	10	4.1
Christian Washinton	2	13	0	13	0	8	6.5
Sherod White	3	9	0	9	0	5	3.0
Jaden Hullaby	2	8	0	9	0	4	4.0
Geordon Porter	2	7	0	7	0	5	3.5
Luke Wysong	3	1	2	-1	0	1	-0.3
Miles Kendrick	5	0	21	-21	0	0	-4.2

PASSING	Att.	Comp	Int.	Yds.	TD	Long	Sacks
Miles Kendrick	7	5	0	47	0	38	4

RECEIVING	No.	Yds.	TD	Long
Luke Wysong	2	0	0	4
Jaden Hullaby	1	38	0	38
Geordon Porter	1	6	0	6
Nate Jones	1	3	0	3

PUNTING	No.	Yds.	Avg.	Long	I20	TB
Aaron Rodriguez	9	389	43.2	55	2	1

FIELD GOALS	Att.	Made	Long	Kicks

ALL RETURNS	Punts			Kickoffs			Interceptions		
	No.	Yds.	Lg.	No.	Yds.	Lg.	No.	Yds.	Lg.
Christian Washington	0	0	0	3	56	23	0	0	0

Defense Dominant in 38-0 Win over New Mexico

LSU pitched its first shutout since 2018 as the Tigers held New Mexico to only two first downs and 88 yards of offense in a 38-0 win over the Lobos. Every New Mexico possession ended in a punt as the Tigers forced the Lobos to punt nine times in the contest. LSU built a 10-0 lead in the first quarter and then stretched the margin to 17-0 at halftime following a 1-yard TD run by Armoni Goodwin. Noah Cain rushed for TDs of 1 and 49-yards in the third quarter to increase the lead to 31-0. Garrett Nussmeier connected with Brian Thomas on a 57-yard pass early in the fourth quarter to give the Tigers a 38-0 advantage. As a team, LSU completed 33-of-39 passes for 414 yards and a TD. Jayden Daniels connected on 24-of-29 passes for 279 yards, while Nussmeier was 9-of-10 for 135 yards and a score. Cain led the Tigers with 94 yards and 2 TDs on 11 carries, followed by John Emery with 45 yards, Daniels with 37, and Goodwin with 24 and 2 TDs. The Tiger defense held the Lobos to just 1-of-10 on third-conversions and recorded four sacks for the second straight game.

Scoring	1	2	3	4	F
LSU	10	7	14	7	38
New Mexico	0	0	0	0	0

LSU	1Q	9:52	Goodwin 5 yd rush (Ramos kick)
LSU	1Q	2:23	Ramos 31 yd FG
LSU	2Q	0:23	Goodwin 1 yd rush (Ramos kick)
LSU	3Q	5:27	Cain 1 yd rush (Ramos kick)
LSU	3Q	1:45	Cain 49 yd rush (Ramos kick)
LSU	4Q	13:14	Thomas Jr. 57 yd pass from Nussmeier (Ramos kick)

Team Stats	UNM	LSU
FIRST DOWNS	2	28
Rushing	0	11
Passing	2	16
Penalty	0	1
NET YARDS RUSHING	41	219
Rushing Attempts	26	41
Average Per Rush	1.6	5.3
Rushing Touchdowns	0	4
Yards Gained Rushing	71	233
Yards Lost Rushing	30	14
NET YARDS PASSING	47	414
Completions-Attempts-Int	5-7-0	33-39-0
Avg. Per Attempt	6.7	10.6
Avg. Per Completion	9.4	12.5
Passing Touchdowns	0	1
TOTAL OFFENSE YARDS	88	633
Total offense plays	33	80
Avg. Game Per Play	2.7	7.9
Fumbles: Number-Lost	1-0	2-1
Penalties: Number-Yards	2-14	5-60
PUNTS-YARDS	9-389	0-0
Avg. Yard Per Punt	43.2	0
Net Yards Per Punt	40.3	0
Inside 20	2	0
50+ Yards	1	0
Touchbacks	1	0
Fair Catch	2	0
KICKOFF-YARDS	1-62	7-443
Avg. Yard Per Kickoff	62.0	63.3
Net Yards Per Kickoff	39	40.6
Touchbacks	0	3
Fair Catch Yards	0	0
Punt Returns: Number-Yds-TD	0-0-0	4-31-0
Avg. Punt Return	0	7.8
Kick Returns: Number-Yds-TD	3-56-0	1-23-0
Avg. Per Return	18.7	23.0
Interception: Number-Yds-TD	0-0-0	0-0-0
Fumble Returns: Number-Yds-TD	0-0-0	0-0-0
Miscellaneous Yards	0	0
Possession Time	22:50	37:10
1st Quarter	9:00	6:00
2nd Quarter	3:28	11:32
3rd Quarter	5:30	9:30
4th Quarter	4:52	10:08
Third Down Conversions	1-10	7-13
Fourth Down Conversions	0-0	2-3
Red-Zone: Scores-Chances	0-0	4-5
Touchdowns	0-0	3-5
Field Goals	0-0	1-5
Sacks By: Number-Yds	4-12	4-20
PAT Kicks	0-0	5-5
Field Goals	0-0	1-2
Points off Turnover	0	0

LSU 21
Auburn 17

October 1, 2022
Jordan-Hare Stadium
Auburn, Alabama
(87,451)

LSU

RUSHING	Att.	Gain	Lost	Net	TD	Long	Avg.
Josh Williams	17	69	1	68	0	15	4.0
Jayden Daniels	16	76	17	59	1	12	3.7
John Emery Jr.	8	44	2	42	1	20	5.2
Noah Cain	5	22	1	21	0	9	4.2

PASSING	Att.	Comp	Int.	Yds.	TD	Long	Sacks
Jayden Daniels	20	8	0	80	0	39	3
Garrett Nussmeier	6	2	0	5	0	3	0

RECEIVING	No.	Yds.	TD	Long
Mason Taylor	3	14	0	6
Malik Nabers	2	26	0	17
Josh Williams	2	0	0	3
John Emery Jr.	1	39	0	39
Kayshon Boutte	1	4	0	4
Jack Bech	1	2	0	2

PUNTING	No.	Yds.	Avg.	Long	I20	TB
Jay Bramblett	9	400	44.4	65	4	0

FIELD GOALS	Att.	Made	Long	Kicks

ALL RETURNS	Punts			Kickoffs			Interceptions		
	No.	Yds.	Lg.	No.	Yds.	Lg.	No.	Yds.	Lg.
Jack Bech	0	0	0	2	43	23	0	0	0
Harold Perkins Jr.	0	0	0	0	0	0	1	-3	0
Greg Brooks Jr.	0	0	0	0	0	0	1	30	30

Auburn

RUSHING	Att.	Gain	Lost	Net	TD	Long	Avg.
Tank Bigsby	12	50	5	45	0	23	3.8
Jarquez Hunter	6	35	0	35	0	11	5.8
Robby Ashford	11	37	18	19	0	24	1.7
Ja'Varrius Johnson	1	4	0	4	0	4	4.0

PASSING	Att.	Comp	Int.	Yds.	TD	Long	Sacks
Robby Ashford	38	19	1	337	2	61	2
Koy Moore	1	0	1	0	0	0	0

RECEIVING	No.	Yds.	TD	Long
Koy Moore	4	55	0	31
Tank Bigsby	4	18	0	9
Ja'Varrius Johnson	3	74	1	53
J. Samuel Shenker	3	42	0	27
Jarquez Hunter	2	70	0	61
Tyler Fromm	1	35	0	35
Omari Kelly	1	25	0	25
Camden Brown	1	18	1	18

PUNTING	No.	Yds.	Avg.	Long	I20	TB
Oscar Chapman	4	185	46.2	50	2	0

FIELD GOALS	Att.	Made	Long	Kicks
Anders Carlson	2	1	29	Made: 29

ALL RETURNS	Punts			Kickoffs			Interceptions		
	No.	Yds.	Lg.	No.	Yds.	Lg.	No.	Yds.	Lg.
Keionte Scott	3	20	15	1	16	16	0	0	0
Jarquez Hunter	0	0	0	2	45	25	0	0	0

LSU Comes From 17 Down to Beat Auburn, 21-17

A 23-yard fumble return for a touchdown by Jay Ward in the second quarter sparked a rally as LSU overcame a 17-0 first half deficit to beat Auburn, 21-17, at Jordan-Hare Stadium. Auburn took an early 7-0 lead on a 53-yard TD reception by Ja'Varrius Johnson on the opening possession of the game. Auburn stretched the margin to 14-0 following a 99-yard scoring drive early in the second quarter. A 29-yard field goal gave Auburn a 17-0 advantage with 9:38 left before halftime. LSU punted on its first five possessions but found life when BJ Ojulari sacked Auburn quarterback Robby Ashford, forcing a fumble that was picked up by Ward, who raced 23-yards for a touchdown. Leading 17-7, Auburn missed a 40-yard field goal at the 1:56 mark in the second quarter and LSU took advantage, going 77 yards on 11 plays, capped with a 1-yard TD run by Jayden Daniels to pull to within 17-14 at halftime. After stopping Auburn on 4-and-10 at the LSU 37-yard line, LSU used its running game to go 63 yards on 7 plays, capped with a 20-yard TD run by John Emery to take its first lead of the game at 21-17 with 3:32 left in the third quarter. Auburn responded with a drive inside the LSU 10-yard line, however a Harold Perkins interception ended that Auburn drive. Auburn had one final chance at victory, driving to the LSU 35-yard line with just over two minutes left in the contest. However, on 2-and-11 at the LSU 36, Greg Brooks picked off Ashford at the 25-yard line, returning it 30 yards to the Auburn 45. LSU, needing only a first down to run out the clock, got it when Josh Williams moved the chains with a 3-yard run on 3-and-3 icing the victory.

Scoring	1	2	3	4	F
LSU	0	14	7	0	21
Auburn	7	10	0	0	17

AU	1Q	12:57	Johnson 53 yd pass from Ashford (Carlson kick)
AU	2Q	14:04	Brown 18 yd pass from Ashford (Carlson kick)
AU	2Q	9:38	Carlson 29 yd FG
LSU	2Q	6:33	Ward 23 yd fumble return (Ramos kick)
LSU	2Q	0:15	Daniels 1 yd rush (Ramos kick)
LSU	3Q	3:32	TEmerly Jr. 20 yd rush (Ramos kick)

Team Stats	LSU	AU
FIRST DOWNS	19	20
Rushing	13	9
Passing	2	10
Penalty	4	1
NET YARDS RUSHING	185	101
Rushing Attempts	49	31
Average Per Rush	3.8	3.3
Rushing Touchdowns	2	0
Yards Gained Rushing	211	126
Yards Lost Rushing	26	25
NET YARDS PASSING	85	337
Completions-Attempts-Int	10-26-0	19-39-2
Avg. Per Attempt	3.3	8.6
Avg. Per Completion	8.5	17.7
Passing Touchdowns	0	2
TOTAL OFFENSE YARDS	270	438
Total offense plays	75	70
Avg. Game Per Play	3.6	6.3
Fumbles: Number-Lost	2-1	6-2
Penalties: Number-Yards	10-94	8-80
PUNTS-YARDS	9-400	4-185
Avg. Yard Per Punt	44.4	46.2
Net Yards Per Punt	42.2	46.2
Inside 20	4	2
50+ Yards	2	2
Touchbacks	0	0
Fair Catch	4	3
KICKOFF-YARDS	4-235	4-252
Avg. Yard Per Kickoff	58.8	63.0
Net Yards Per Kickoff	37.2	42.2
Avg. Punt Return	0	6.7
Kick Returns: Number-Yds-TD	2-43-0	3-61-0
Avg. Per Return	21.5	20.3
Interception: Number-Yds-TD	2-27-0	0-0-0
Fumble Returns: Number-Yds-TD	1-23-1	0-0-0
Miscellaneous Yards	0	0
Possession Time	29:07	30:53
1st Quarter	07:01	07:59
2nd Quarter	06:28	08:32
3rd Quarter	07:52	07:08
4th Quarter	07:46	07:14
Third Down Conversions	5-15	6-15
Fourth Down Conversions	0-0	1-2
Red-Zone: Scores-Chances	2-2	2-3
Touchdowns	2-2	1-3
Field Goals	0-2	1-3
Sacks By: Number-Yds	2-8	3-13
PAT Kicks	3-3	2-2
Field Goals	0-0	1-2
Points off Turnover	0	0

Tennessee
LSU

40
13
October 8, 2022
Tiger Stadium
Baton Rouge, LA
(102,321)

LSU

RUSHING	Att.	Gain	Lost	Net	TD	Long	Avg.
Jayden Daniels	16	76	38	38	0	17	2.4
Josh Williams	7	11	1	10	1	4	1.4
John Emery	4	4	0	4	0	2	1.0
Noah Cain	1	3	0	3	0	3	3.0

PASSING	Att.	Comp	Int.	Yds.	TD	Long	Sacks
Jayden Daniels	45	32	1	300	1	23	5

RECEIVING	No.	Yds.	TD	Long
Malik Nabers	6	80	0	23
Kayshon Boutte	6	33	1	9
Brain Thomas Jr.	5	37	0	20
Kyren Lacy	4	24	0	7
Jaray Jenkins	3	44	0	22
Noah Cain	3	31	0	20
Mason Taylor	2	22	0	17
Josh Williams	2	15	0	19
Jack Bech	1	14	0	14

PUNTING	No.	Yds.	Avg.	Long	I20	TB
Jay Bramblett	4	216	54.0	66	2	1

FIELD GOALS	Att.	Made	Long	Kicks

ALL RETURNS	No.	Yds.	Lg.	No.	Yds.	Lg.	No.	Yds.	Lg.
Jack Bech	0	0	0	2	22	12	0	0	0

Tennessee

RUSHING	Att.	Gain	Lost	Net	TD	Long	Avg.
Jabari Small	22	128	1	127	2	49	5.8
Jaylen Wright	12	50	0	50	0	12	4.9
Hendon Hooker	10	63	7	56	0	26	5.6
Dyain Sampson	2	14	0	14	0	9	7.0
Squirrel White	1	5	0	5	0	5	5.0
Bru McCoy	1	3	0	3	0	3	3.0
TEAM	1	0	1	-1	0	0	-1.0

PASSING	Att.	Comp	Int.	Yds.	TD	Long	Sacks
Hendon Hooker	27	17	0	239	2	48	0
TEAM	1	0	0	0	0	0	0

RECEIVING	No.	Yds.	TD	Long
Bru McCoy	7	140	0	48
Jalin Hyatt	4	63	2	45
Ramel Keyton	2	19	0	11
Princeton Fant	2	13	0	8
Jabari Small	1	3	0	3
Squirrel White	1	1	0	1

PUNTING	No.	Yds.	Avg.	Long	I20	TB
Paxton Brooks	2	83	41.5	49	1	0

FIELD GOALS	Att.	Made	Long	Kicks
Chase McGrath	5	4	38	Made: 32, 32, 35, 38; Missed: 50

ALL RETURNS	No.	Yds.	Lg.	No.	Yds.	Lg.	No.	Yds.	Lg.
Dee Williams	1	58	58	0	0	0	0	0	0
Jimmy Holiday	0	0	0	3	55	25	0	0	0
Trevion Flowers	0	0	0	0	0	0	1	0	0

Tigers Fall to Tennessee, 40-13

A Jack Bech fumble on the opening kickoff set the tone for what was a frustrating day for LSU as the Tigers dropped a 40-13 decision to Tennessee in Tiger Stadium. The Vols took advantage of the opening kickoff miscue for a quick 7-0 lead. Tennessee increased the lead to 20-0 early in the second quarter on a 45-yard TD pass from Hendon Hooker to Jalin Hyatt. LSU got its first points on a 1-yard run by Josh Williams with 3:05 left in the first half, pulling the Tigers to within 20-7. The Vols kicked a 32-yard field goal as time expired to lead 23-7 at halftime. Third quarter TDs extended Tennessee's lead to 37-7. Jayden Daniels connected with Kayshon Boutte on a 5-yard TD pass for LSU's final points of the contest at the 11:32 mark in the fourth quarter. Daniels connected on 32-of-42 passes for 300 yards, a TD and his first interception in an LSU uniform. Daniels also led the Tigers in rushing with 38 yards on 16 carries. Malik Nabers (80 yards) and Boutte (33 yards) each caught six passes. Linebacker Micah Baskerville set a career-best with 15 tackles.

Scoring	1	2	3	4	F
LSU	0	7	0	6	13
Tennessee	13	10	14	3	40

TEN	1Q	13:46	Small 1 yd rush (McGrath kick)
TEN	1Q	11:08	McGrath 35 yd FG
TEN	1Q	2:26	McGrath 38 yd FG
TEN	2Q	14:39	Hyatt 45 yd pass from Hooker (McGrath kick)
LSU	2Q	3:05	Williams 1 yd rush (Ramos kick)
TEN	2Q	0:00	McGrath 32 yd FG
TEN	3Q	11:47	Hyatt 14 yd pass from Hooker (McGrath kick)
TEN	3Q	2:13	Small 5 yd rush (McGrath kick)
LSU	4Q	11:32	Boutte 5 yd pass from Daniels (Daniels rush failed)
TEN	4Q	2:39	McGrath 32 yd FG

Team Stats	TEN	LSU
FIRST DOWNS	27	24
Rushing	12	5
Passing	11	15
Penalty	4	4
NET YARDS RUSHING	263	55
Rushing Attempts	49	28
Average Per Rush	5.4	2.0
Rushing Touchdowns	2	1
Yards Gained Rushing	272	94
Yards Lost Rushing	9	39
NET YARDS PASSING	239	300
Completions-Attempts-Int	17-28-0	32-45-1
Avg. Per Attempt	8.5	6.7
Avg. Per Completion	14.1	9.4
Passing Touchdowns	2	1
TOTAL OFFENSE YARDS	502	355
Total offense plays	77	73
Avg. Game Per Play	6.5	4.9
Fumbles: Number-Lost	3-0	1-1
Penalties: Number-Yards	12-107	9-81
PUNTS-YARDS	2-83	4-216
Avg. Yard Per Punt	41.5	54.0
Net Yards Per Punt	42.5	34.5
Inside 20	1	2
50+ Yards	0	3
Touchbacks	0	1
Fair Catch	0	1
KICKOFF-YARDS	8-473	3-189
Avg. Yard Per Kickoff	59.1	63.0
Net Yards Per Kickoff	40.9	46.3
Touchbacks	1	0
Fair Catch Yards	99	0
Punt Returns: Number-Yds-TD	1-58-0	0-0-0
Avg. Punt Return	58.0	0.0
Kick Returns: Number-Yds-TD	3-55-0	2-22-0
Avg. Per Return	18.3	11.0
Interception: Number-Yds-TD	1-0-0	0-0-0
Fumble Returns: Number-Yds-TD	0-0-0	0-0-0
Miscellaneous Yards	0	0
Possession Time	30:23	29:37
1st Quarter	05:58	09:02
2nd Quarter	06:34	08:26
3rd Quarter	08:49	06:11
4th Quarter	09:02	05:58
Third Down Conversions	7-16	7-15
Fourth Down Conversions	3-3	0-3
Red-Zone: Scores-Chances	6-6	2-4
Touchdowns	3-6	2-4
Field Goals	3-6	0-4
Sacks By: Number-Yds	5-34	0-0
PAT Kicks	4-4	1-1
Field Goals	4-5	0-0
Points off Turnover	7	0
Points off Turnover	7	0

LSU 45
Florida 35

October 15, 2022
Ben Hill Griffin Stadium
Gainesville Stadium, FL
(90,585)

LSU

RUSHING	Att.	Gain	Lost	Net	TD	Long	Avg.
Josh Williams	14	107	1	106	0	50	7.6
Jayden Daniels	14	54	10	44	3	12	3.1
John Emery Jr.	8	31	0	31	0	10	3.9

PASSING	Att.	Comp	Int.	Yds.	TD	Long	Sacks
Jayden Daniels	32	23	0	349	3	54	1

RECEIVING	No.	Yds.	TD	Long
Kayshon Boutte	6	115	0	40
Malik Nabers	4	48	0	19
John Emery Jr.	3	24	1	11
Jaray Jenkins	2	67	1	54
Kole Taylor	2	33	0	26
Brian Thomas Jr.	2	31	1	24
Kyren Lacy	2	17	0	13
Josh Williams	1	8	0	8
Mason Taylor	1	6	0	6

PUNTING	No.	Yds.	Avg.	Long	I20	TB
Jay Bramblett	1	40	40.0	40	0	0

FIELD GOALS	Att.	Made	Long	Kicks
Damian Ramos	1	1	47	Made: 47

ALL RETURNS	Punts			Kickoffs			Interceptions		
	No.	Yds.	Lg.	No.	Yds.	Lg.	No.	Yds.	Lg.
Jack Bech	1	-8	0	1	27	27	0	0	0
Gregory Clayton Jr.	1	2	2	0	0	0	0	0	0

Florida

RUSHING	Att.	Gain	Lost	Net	TD	Long	Avg.
Anthony Richardson	9	115	6	109	1	81	12.1
Montrell Johnson Jr.	13	62	5	57	2	39	4.4
Trevor Etienne	8	29	1	28	1	9	3.5
Lorenzo Lingard	3	16	0	16	0	9	5.3

PASSING	Att.	Comp	Int.	Yds.	TD	Long	Sacks
Anthony Richardson	25	15	0	185	1	51	1

RECEIVING	No.	Yds.	TD	Long
Xzavier Henderson	4	42	0	12
Justin Shorter	3	71	1	51
Ricky Pearsall	2	5	0	29
Montrell Johnson Jr.	2	5	0	4
Lorenzon Lingard	1	7	0	7
Keon Zipperer	1	6	0	6
Dante Zanders	1	4	0	4
Trevor Etienne	1	1	0	1

PUNTING	No.	Yds.	Avg.	Long	I20	TB
Jeremy Crawshaw	2	112	56.0	62	2	0

FIELD GOALS	Att.	Made	Long	Kicks

ALL RETURNS	Punts			Kickoffs			Interceptions		
	No.	Yds.	Lg.	No.	Yds.	Lg.	No.	Yds.	Lg.
Trevor Etienne	0	0	0	3	100	47	0	0	0

Daniels Accounts for 6 TDs In 45-35 Win over Florida

Jayden Daniels became the first quarterback in LSU history to account for six TDs in a game decided in regulation as his performance helped the Tigers to a 45-35 win over Florida in Gainesville. Daniels scored on runs of 1, 9, and 9 yards and threw TD passes of 7, 24, and 54 yards to join Joe Burrow as the only players in LSU history to account for six TDs in a game. LSU spotted Florida an early 7-0, but tied the game at 7-7 on a Daniels 7-yard TD pass to John Emery. The Gators led again at 14-7 before Daniels tied it on 1-yard run early in the second quarter. The Gators capitalized on a fumbled punt at the LSU 13-yard line and needed only five plays to take a 21-14 advantage at the 8:13 mark in the second quarter. The Tigers scored the next 28 points, 14 coming on its their final two possessions of the second half. LSU took a 28-21 lead at halftime on a 54-yard TD pass from Daniels to Jaray Jenkins. LSU extended the lead to 42-21 midway through the third quarter on a 9-yard TD run by Daniels. Florida got to within 42-35 midway through the fourth quarter but LSU responded with a drive culminating with a 47-yard field goal by Damian Ramos to extend the margin to 45-35. LSU forced Florida to turn the ball over on downs on its next possession and the Tigers were then able to run out the clock. Daniels completed 23-of-32 passes for 349 yards and 3 TDs. Josh Williams had his first career 100-yard game with 106 yards on 14 carries. LSU's offense racked up 28 first downs and 528 total yards (179 rushing, 349 passing). Micah Baskerville led the Tiger defense with 11 tackles and a sack.

Scoring	1	2	3	4	F
LSU	7	21	14	3	45
Florida	14	7	0	14	35

UF	1Q	14:01	Shorter 51 yd pass from Richardson (Mihalek kick)
LSU	1Q	7:46	Emery 7 yd pass from Daniels (Ramos kick)
UF	1Q	2:00	Johnson Jr. 39 yd rush (Mihalek kick)
LSU	2Q	11:55	Daniels 1 yd rush (Ramos kick)
UF	2Q	6:13	Johnson Jr. 3 yd rush (Mihalek kick)
LSU	2Q	5:55	Thomas Jr. 24 yd pass from Daniels (Ramos kick)
LSU	2Q	2:24	Jenkins 54 yd pass from Daniels (Ramos kick)
LSU	3Q	13:17	Daniels 9 yd rush (Ramos kick)
LSU	3Q	1:07	Daniels 9 yd rush (Ramos kick)
UF	4Q	14:46	Richardson 81 yd rush (Mihalek kick)
UF	4Q	7:39	Etienee 1 yd rush (Mihalek kick)
LSU	4Q	1:52	Ramos 47 yd FG

Team Stats	LSU	UF
FIRST DOWNS	28	19
Rushing	12	9
Passing	15	8
Penalty	1	2
NET YARDS RUSHING	179	210
Rushing Attempts	38	33
Average Per Rush	4.7	6.4
Rushing Touchdowns	3	4
Yards Gained Rushing	192	222
Yards Lost Rushing	13	12
NET YARDS PASSING	349	185
Completions-Attempts-Int	23-32-0	15-26-0
Avg. Per Attempt	10.9	7.1
Avg. Per Completion	15.2	12.3
Passing Touchdowns	3	1
TOTAL OFFENSE YARDS	528	395
Total offense plays	70	59
Avg. Game Per Play	7.5	6.7
Fumbles: Number-Lost	1-1	0-0
Penalties: Number-Yards	5-45	5-50
PUNTS-YARDS	1-40	2-112
Avg. Yard Per Punt	40.0	56.0
Net Yards Per Punt	40	59
Inside 20	0	2
50+ Yards	0	2
Touchbacks	0	0
Fair Catch	0	0
KICKOFF-YARDS	8-519	6-382
Avg. Yard Per Kickoff	64.9	63.7
Net Yards Per Kickoff	36.8	39.7
Touchbacks	5	3
Fair Catch Yards	0	42
Punt Returns: Number-Yds-TD	2-6-0	0-0-0
Avg. Punt Return	-3.0	0.0
Kick Returns: Number-Yds-TD	1-27-0	3-100-0
Avg. Per Return	27.0	33.3
Interception: Number-Yds-TD	0-0-0	0-0-0
Fumble Returns: Number-Yds-TD	0-0-0	0-0-0
Miscellaneous Yards	0	0
Possession Time	31:47	28:13
1st Quarter	08:15	06:45
2nd Quarter	07:18	07:42
3rd Quarter	07:34	07:26
4th Quarter	08:40	06:20
Third Down Conversions	8-12	7-12
Fourth Down Conversions	2-2	0-3
Red-Zone: Scores-Chances	5-5	2-3
Touchdowns	4-5	2-3
Field Goals	1-5	0-3
Sacks By: Number-Yds	1-6	1-8
PAT Kicks	6-6	5-5
Field Goals	1-1	0-0
Points off Turnover	0	7

Ole Miss 20
LSU 45

October 22, 2022
Tiger Stadium
Baton Rouge, LA
(100,821)

LSU

RUSHING	Att.	Gain	Lost	Net	TD	Long	Avg.
Jayden Daniels	23	137	16	121	3	17	5.3
Josh Williams	17	76	0	76	1	9	4.5
Armoni Goodwin	8	55	0	55	0	19	6.9

PASSING	Att.	Comp	Int.	Yds.	TD	Long	Sacks
Jayden Daniels	28	21	0	248	2	38	4

RECEIVING	No.	Yds.	TD	Long
Kayshon Boutte	4	43	0	20
Malik Nabers	4	37	0	17
Mason Taylor	3	44	1	38
Josh Williams	3	25	0	11
Jaray Jenkins	2	51	1	34
Brian Thomas Jr.	2	26	0	14
Kyren Lacy	2	18	0	11
Armoni Goodwin	1	4	0	4

PUNTING	No.	Yds.	Avg.	Long	I20	TB
Jay Bramblett	2	84	42.0	42	1	0

FIELD GOALS	Att.	Made	Long	Kicks
Damian Ramos	2	1	23	Made: 23

ALL RETURNS	Punts			Kickoffs			Interceptions		
	No.	Yds.	Lg.	No.	Yds.	Lg.	No.	Yds.	Lg.
Noah Cain	0	0	0	1	33	33	0	0	0
Joe Foucha	0	0	0	0	0	0	1	0	0

Ole Miss

RUSHING	Att.	Gain	Lost	Net	TD	Long	Avg.
Quinshon Judkins	25	111	0	111	2	18	4.4
Jaxson Dart	10	34	28	6	0	10	0.6
Dayton Wade	1	2	0	2	0	2	2.0
Ulysses Bentley IV	1	0	3	-3	0	0	-3.0

PASSING	Att.	Comp	Int.	Yds.	TD	Long	Sacks
Jaxson Dart	34	19	1	284	0	37	3
Jordan Watkins	1	1	0	4	0	4	0

RECEIVING	No.	Yds.	TD	Long
Malik Heath	8	145	0	31
Jordan Watkins	5	57	0	24
Jonathan Mingo	4	69	0	37
Quinshon Judkins	2	13	0	9
Ulysses Bentley IV	1	4	0	4

PUNTING	No.	Yds.	Avg.	Long	I20	TB
Fraser Masin	3	136	45.3	65	0	1

FIELD GOALS	Att.	Made	Long	Kicks
Jonathan Cruz	2	2	48	Made: 32, 48

ALL RETURNS	Punts			Kickoffs			Interceptions		
	No.	Yds.	Lg.	No.	Yds.	Lg.	No.	Yds.	Lg.
Jordan Watkins	2	9	6	0	0	0	0	0	0
Dayton Wade	0	0	0	1	15	15	0	0	0
Matt Jones	0	0	0	1	18	18	0	0	0

Daniels Runs and Passes Tigers Past No. 7 Ole Miss

Jayden Daniels accounted for five touchdowns – two passing and three rushing – to lead LSU past previously unbeaten and seventh-ranked Ole Miss, 45-20, in Tiger Stadium. LSU improved to 6-2 overall and remained atop the SEC Western Division with a 4-1 mark. LSU improved to 6-2 and 4-1 in the SEC. The loss was the first of the year for the Rebels. Ole Miss scored on its opening possession and built a 17-3 at the 14:57 mark in the second quarter on a 32-yard field goal. LSU's defense clamped down after that allowing the Rebels to only three points over the final 44 minutes of the contest. Meanwhile, LSU's offense found its rhythm, scoring touchdown on six of its final eight possessions of the game. Daniels connected with Jaray Jenkins on a 34-yard TD at the 12:11 mark in the second quarter to make it a 17-10 game. After an Ole Miss punt, LSU tied the score at 17-17 on a 3-yard run by Daniels. Ole Miss regained the lead at 20-17 on a field goal late in the second quarter. LSU took its first lead of the game at 24-20 on a 1-yard pass from Daniels to Mason Taylor. A Joe Foucha interception in the endzone halted an Ole Miss drive and the Tigers responded with a 10-play, 80-yard drive capped with an 11-yard run by Daniels to stretch the lead to 31-20. LSU tacked on fourth quarter TDs for the final margin as the Tigers racked up 500 yards of offense (252 rushing, 248 passing). Daniels passed for 248 yards and led the Tigers in rushing with 121 yards.

Scoring	1	2	3	4	F
LSU	3	14	7	21	45
Ole Miss	14	6	0	0	20

OM	1Q	13:23	Judkins 6 yd rush (Cruz kick)
LSU	1Q	8:44	Ramos 23 yd FG
OM	1Q	6:01	Judkins 3 yd rush (Cruz kick)
OM	2Q	14:57	Cruz 32 yd FG
LSU	2Q	12:11	Jenkins 34 yd pass from Daniels (Ramos kick)
LSU	2Q	8:20	Daniels 3 yd rush (Ramos kick)
OM	2Q	4:08	Cruz 48 yd FG
LSU	3Q	8:25	Taylor 1 yd pass from Daniels (Ramos kick)
LSU	4Q	14:18	Daniels 11 yd rush (Ramos kick)
LSU	4Q	8:36	Daniels 17 yd rush (Ramos kick)
LSU	4Q	2:05	Williams 1 yd rush (Ramos kick)

Team Stats	OM	LSU
FIRST DOWNS	24	35
Rushing	7	17
Passing	12	14
Penalty	5	4
NET YARDS RUSHING	116	252
Rushing Attempts	37	48
Average Per Rush	3.1	5.2
Rushing Touchdowns	2	4
Yards Gained Rushing	147	268
Yards Lost Rushing	31	16
NET YARDS PASSING	288	248
Completions-Attempts-Int	20-35-1	21-28-0
Avg. Per Attempt	8.2	8.9
Avg. Per Completion	14.4	11.8
Passing Touchdowns	0	2
TOTAL OFFENSE YARDS	404	500
Total offense plays	72	76
Avg. Game Per Play	5.6	6.6
Fumbles: Number-Lost	1-0	0-0
Penalties: Number-Yards	10-111	8-71
PUNTS-YARDS	3-136	2-84
Avg. Yard Per Punt	45.3	42.0
Net Yards Per Punt	38.7	37.5
Inside 20	0	1
50+ Yards	1	0
Touchbacks	1	0
Fair Catch	1	0
KICKOFF-YARDS	5-324	8-516
Avg. Yard Per Kickoff	64.8	64.5
Net Yards Per Kickoff	38.2	41.6
Touchbacks	3	6
Fair Catch Yards	25	0
Punt Returns: Number-Yds-TD	2-9-0	0-0-0
Avg. Punt Return	4.5	0.0
Kick Returns: Number-Yds-TD	2-33-0	1-33-0
Avg. Per Return	16.5	33.0
Interception: Number-Yds-TD	0-0-0	1-0-0
Fumble Returns: Number-Yds-TD	0-0-0	0-0-0
Miscellaneous Yards	0	0
Possession Time	23:41	36:19
1st Quarter	07:14	07:46
2nd Quarter	06:03	08:57
3rd Quarter	05:13	09:47
4th Quarter	05:11	09:49
Third Down Conversions	4-13	6-11
Fourth Down Conversions	1-2	1-1
Red-Zone: Scores-Chances	4-5	6-6
Touchdowns	2-5	5-6
Field Goals	2-5	1-6
Sacks By: Number-Yds	4-16	3-26
PAT Kicks	2-2	6-6
Field Goals	2-2	0-0
Points off Turnover	0	7

Alabama

31

November 5, 2022

LSU

32 (OT)

Tiger Stadium
Baton Rouge, LA
(102,321)

LSU

RUSHING	Att.	Gain	Lost	Net	TD	Long	Avg.
Jayden Daniels	18	112	17	95	1	31	5.3
Josh Williams	7	54	0	54	1	16	7.7
John Emery Jr.	5	26	0	26	0	9	5.2
Armoni Goodwin	1	7	0	7	0	7	7.0
Malik Nabers	1	5	0	5	0	5	5.0
Noah Cain	1	0	1	-1	0	0	-1.0

PASSING	Att.	Comp	Int.	Yds.	TD	Long	Sacks
Jayden Daniels	32	22	0	182	2	30	6

RECEIVING	No.	Yds.	TD	Long
Kayshon Boutte	7	51	0	17
Malik Nabers	6	49	0	22
Mason Taylor	3	36	1	15
Josh Williams	3	7	0	5
John Emery Jr.	2	34	1	30
Kyren Lacy	1	5	0	5

PUNTING	No.	Yds.	Avg.	Long	I20	TB
Jay Bramblett	6	251	41.8	55	3	1

FIELD GOALS	Att.	Made	Long	Kicks
Damian Ramos	1	1	32	Made: 32

ALL RETURNS	Punts			Kickoffs			Interceptions		
	No.	Yds.	Lg.	No.	Yds.	Lg.	No.	Yds.	Lg.
Noah Cain	0	0	0	3	62	23	0	0	0
J. Bernard-Converse	0	0	0	0	0	0	1	0	0

Alabama

RUSHING	Att.	Gain	Lost	Net	TD	Long	Avg.
Jahmyr Gibbs	15	100	1	99	0	34	6.6
Jase McClellan	4	17	0	17	0	7	4.2
Roydell Williams	7	11	0	11	2	2	1.6

PASSING	Att.	Comp	Int.	Yds.	TD	Long	Sacks
Bryce Young	51	25	1	328	1	65	2

RECEIVING	No.	Yds.	TD	Long
Jahmyr Gibbs	8	64	0	14
Ja'Corey Brooks	7	97	1	41
Cameron Latu	3	50	0	21
Jase McClellan	2	74	0	65
Jermaine Burton	2	19	0	15
Jojo Earl	1	15	0	15
Roydell Williams	1	5	0	5
Kobe Prentice	1	4	0	4

PUNTING	No.	Yds.	Avg.	Long	I20	TB
James Burnip	4	199	49.8	58	0	0

FIELD GOALS	Att.	Made	Long	Kicks
Will Reichard	4	4	46	Made: 29, 36, 38, 46

ALL RETURNS	Punts			Kickoffs			Interceptions		
	No.	Yds.	Lg.	No.	Yds.	Lg.	No.	Yds.	Lg.

LSU Tops Alabama on Gutsy OT Conversion, 32-31

Jayden Daniels connected with Mason Taylor just inside the right pylon in front corner of the endzone on a 2-point conversion in overtime to lead No. 15 to a 32-31 win over No. 6 Alabama in Tiger Stadium. Down 31-24 after Alabama scored on its first overtime possession, the Tigers needed only one play – a 25-yard run by Daniels – to pull to within 31-30. Instead of kicking the extra-point to send the game into a second overtime, LSU coach Brian Kelly opted to go for two and the victory. The decision, which Kelly later said was determined on Thursday had the Tigers been in this position, proved to be the right one as Daniels found Taylor in the front corner of the south endzone to secure the victory in front of a sellout crowd in Death Valley. Moments later, a sea of purple and gold fans engulfed the playing surface to celebrate LSU's first win over Alabama in Tiger Stadium since 2010. After a defensive struggle through the first three quarters, offense took over in the fourth quarter as the teams combined for 25 points in the final 15 minutes of the game. LSU held Alabama to three field goals through the first three quarters and led 14-9 after a 2-yard run by Josh Williams at the 3:30 mark in the third quarter. The teams exchanged leads four times in the fourth quarter with the Tigers taking a 24-21 advantage on a Daniels-to-Taylor 7-yard TD with 1:47 remaining. Alabama tied the game with 21 seconds left on a 24-yard field goal, sending the game into overtime.

Scoring	1	2	3	4	OT	F
LSU	0	7	7	10	8	32
Alabama	0	6	3	15	7	31

LSU	2Q	9:46	Emery Jr. 30 yd pass from Daniels (Ramos kick)
ALA	2Q	5:56	Reichard 29 yd FG
ALA	2Q	0:00	Reichard 36 yd FG
ALA	3Q	8:11	Reichard 38 yd FG
LSU	3Q	3:30	Williams 2 yd rush (Ramos kick)
ALA	4Q	12:37	Williams 2 yd rush (Reichard kick)
LSU	4Q	6:52	Ramos 32 yd FG
ALA	4Q	4:44	Brooks 41 yd pass from Young (Reichard kick)
LSU	4Q	1:47	Taylor 7 yd pass from Daniels (Ramos kick)
ALA	4Q	0:21	Reichard 46 yd FG
ALA	OT	0:00	Williams 1 yd rush (Reichard kick)
LSU	OT	0:00	Daniels 25 yd rush (Taylor pass from Daniels)

Team Stats	ALA	LSU
FIRST DOWNS	25	22
Rushing	9	6
Passing	14	11
Penalty	2	5
NET YARDS RUSHING	137	185
Rushing Attempts	30	34
Average Per Rush	4.6	5.4
Rushing Touchdowns	2	2
Yards Gained Rushing	148	204
Yards Lost Rushing	11	19
NET YARDS PASSING	328	182
Completions-Attempts-Int	25-51-1	22-32-0
Avg. Per Attempt	6.4	5.7
Avg. Per Completion	13.1	8.3
Passing Touchdowns	1	2
TOTAL OFFENSE YARDS	465	367
Total offense plays	81	66
Avg. Game Per Play	5.7	5.6
Fumbles: Number-Lost	1-0	0-0
Penalties: Number-Yards	9-92	7-64
PUNTS-YARDS	4-199	6-251
Avg. Yard Per Punt	49.8	41.8
Net Yards Per Punt	49.8	38.5
Inside 20	0	3
50+ Yards	2	2
Touchbacks	0	1
Fair Catch	2	2
KICKOFF-YARDS	6-382	5-323
Avg. Yard Per Kickoff	63.7	64.6
Net Yards Per Kickoff	40.8	38
Touchbacks	2	4
Fair Catch Yards	25	0
Punt Returns: Number-Yds-TD	0-0-0	0-0-0
Avg. Punt Return	0.0	0.0
Kick Returns: Number-Yds-TD	0-0-0	3-62-0
Avg. Per Return	0.0	20.7
Interception: Number-Yds-TD	0-0-0	1-0-0
Fumble Returns: Number-Yds-TD	0-0-0	0-0-0
Miscellaneous Yards	0	0
Possession Time	28:00	32:00
1st Quarter	05:49	09:11
2nd Quarter	08:32	06:28
3rd Quarter	07:42	07:18
4th Quarter	05:57	09:03
Third Down Conversions	6-16	5-12
Fourth Down Conversions	2-2	0-0
Red-Zone: Scores-Chances	5-6	3-3
Touchdowns	2-6	2-3
Field Goals	3-6	1-3
Sacks By: Number-Yds	6-15	2-10
PAT Kicks	1-1	3-3
Field Goals	4-4	1-1
Points off Turnover	0	0

LSU 13
Arkansas 10

November 12, 2022
Razorback Stadium
Fayetteville, AR.
(73,750)

LSU RUSHING

	Att.	Gain	Lost	Net	TD	Long	Avg.
Josh Williams	18	118	0	118	1	31	6.6
John Emery Jr.	3	40	0	40	0	32	13.3
Noah Cain	6	29	0	29	0	13	4.8
Jayden Daniels	19	53	43	10	0	20	0.5
Armoni Goodwin	2	6	9	6	0	3	3.0

PASSING

	Att.	Comp	Int.	Yds.	TD	Long	Sacks
Jayden Daniels	15	8	1	86	0	26	7

RECEIVING

	No.	Yds.	TD	Long
Kayshon Boutte	4	49	0	26
Malik Nabers	2	24	0	12
Josh Williams	1	9	0	9
Jaray Jenkins	1	4	0	4
John Emery Jr.	1	0	0	0

PUNTING

	No.	Yds.	Avg.	Long	I20	TB
Jay Bramblett	6	261	43.5	52	1	0

FIELD GOALS

	Att.	Made	Long	Kicks
Damian Ramos	2	2	38	Made: 29, 38

ALL RETURNS

	Punts			Kickoffs			Interceptions		
	No.	Yds.	Lg.	No.	Yds.	Lg.	No.	Yds.	Lg.
Noah Cain	0	0	0	1	18	18	0	0	0

ARKANSAS

RUSHING

	Att.	Gain	Lost	Net	TD	Long	Avg.
Raheim Sanders	12	46	0	46	0	14	3.8
Malik Hornsby	18	79	42	37	0	14	2.1
AJ Green	7	31	0	31	0	10	4.4
Cade Fortin	5	24	7	17	0	17	3.4
Rashod Dubinion	3	4	2	2	0	3	0.7
Jadon Haselwood	1	0	0	0	0	0	0.0

PASSING

	Att.	Comp	Int.	Yds.	TD	Long	Sacks
Cade Fortin	13	8	0	92	1	40	1
Malik Hornsby	9	4	0	24	0	11	4

RECEIVING

	No.	Yds.	TD	Long
Jadon Haselwood	5	39	0	14
Matt Landers	2	69	1	40
Raheim Sanders	2	0	0	2
Ketron Jackson Jr.	1	4	0	4
Bryce Stephens	1	3	0	3
Rashod Dubinion	1	1	0	1

PUNTING

	No.	Yds.	Avg.	Long	I20	TB
Reid Bauer	6	246	41.0	52	2	1
Max Fletcher	1	31	31.0	31	1	0

FIELD GOALS

	Att.	Made	Long	Kicks
Cam Little	1	1	28	Made: 28

ALL RETURNS

	Punts			Kickoffs			Interceptions		
	No.	Yds.	Lg.	No.	Yds.	Lg.	No.	Yds.	Lg.
Bryce Stephens	3	14	14	0	0	0	0	0	0
Latavious Brini	0	0	0	0	0	0	1	5	5

LSU Clinches SEC Western Division Title with 13-10 Victory over Arkansas

Josh Williams rushed for a career-high 118 yards and scored LSU's only touchdown in a 13-10 win over Arkansas. LSU improved to 8-2 overall and clinched the SEC Western Division title, securing a spot in the league's championship game with its sixth league win. LSU's defense came up big –behind the play of freshmen linebacker Harold Perkins – as the Tigers limited Arkansas to 249 total yards (133 rushing, 116 passing). Perkins, who was named the National and SEC Defensive Player of the Week, had 3 sacks and forced 2 fumbles in the contest. A pair of Damian Ramos field goals (38, 29 yards) put gave the Tigers a 6-3 lead at halftime. LSU stretched the advantage to 13-13 on a 1-yard run by Williams late in the third quarter. Arkansas pulled to within 13-10 at the 13:17 mark in the fourth quarter but LSU's defense responded, holding the Razorbacks to a pair of punts and forcing a turnover on their final three possessions of the game.

Scoring

	1	2	3	4	F
LSU	0	6	7	0	13
Arkansas	3	0	0	7	10

ARK	1Q	4:48	Little 28 yd FG
LSU	2Q	9:28	Ramos 38 yd FG
LSU	2Q	1:51	Ramos 29 yd FG
LSU	3Q	5:25	Williams 1 yd rush (Ramos kick)
ARK	4Q	13:17	Landers 40 yd pass from Fortin (Little kick)

Team Stats

	LSU	ARK
FIRST DOWNS	15	15
Rushing	11	11
Passing	4	4
Penalty	0	0
NET YARDS RUSHING	198	133
Rushing Attempts	51	46
Average Per Rush	3.9	2.9
Rushing Touchdowns	1	0
Yards Gained Rushing	246	184
Yards Lost Rushing	48	51
NET YARDS PASSING	86	116
Completions-Attempts-Int	8-15-1	12-22-0
Avg. Per Attempt	5.7	5.3
Avg. Per Completion	10.8	9.7
Passing Touchdowns	0	1
TOTAL OFFENSE YARDS	284	249
Total offense plays	66	68
Avg. Game Per Play	4.3	3.7
Fumbles: Number-Lost	1-1	2-2
Penalties: Number-Yards	7-44	2-15
PUNTS-YARDS	6-261	7-277
Avg. Yard Per Punt	43.5	39.6
Net Yards Per Punt	41.2	36.7
Inside 20	1	3
50+ Yards	2	1
Touchbacks	0	1
Fair Catch	2	2
KICKOFF-YARDS	4-256	3-193
Avg. Yard Per Kickoff	64.0	64.3
Net Yards Per Kickoff	37.5	45
Touchbacks	2	4
Fair Catch Yards	24	0
Punt Returns: Number-Yds-TD	0-0-0	3-14-0
Avg. Punt Return	0.0	4.7
Kick Returns: Number-Yds-TD	1-18-0	0-0-0
Avg. Per Return	18.0	0.0
Interception: Number-Yds-TD	0-0-0	1-5-0
Fumble Returns: Number-Yds-TD	0-0-0	1-2-0
Miscellaneous Yards	0	0
Possession Time	32:44	27:16
1st Quarter	08:15	06:45
2nd Quarter	09:23	05:37
3rd Quarter	04:56	10:04
4th Quarter	10:10	04:50
Third Down Conversions	4-14	6-17
Fourth Down Conversions	1-2	0-2
Red-Zone: Scores-Chances	3-3	1-2
Touchdowns	1-3	0-2
Field Goals	2-3	1-2
Sacks By: Number-Yds	5-40	7-41
PAT Kicks	1-1	1-1
Field Goals	2-2	1-1
Points off Turnover	0	0

UAB 10 November 19, 2022
LSU 41 Tiger Stadium
 Baton Rouge, LA
 (97,367)

LSU

RUSHING	Att.	Gain	Lost	Net	TD	Long	Avg.
Jayden Daniels	12	112	1	111	1	28	9.2
Noah Cain	13	76	0	76	3	15	5.8
Derrick Davis Jr.	5	29	1	28	0	16	5.6
Nick Demas	2	5	0	5	0	5	2.5

PASSING	Att.	Comp	Int.	Yds.	TD	Long	Sacks
Jayden Daniels	29	22	0	297	1	47	1
Garrett Nussmeier	2	1	0	2	0	2	0

RECEIVING	No.	Yds.	TD	Long
Malik Nabers	7	129	0	47
Brian Thomas Jr.	4	21	1	8
Jack Bech	3	61	0	29
Mason Taylor	3	39	0	15
Jaray Jenkins	2	29	0	25
Kyren Lacy	2	12	0	14
Noah Cain	1	6	0	6
Jack Mashburn	1	2	0	2

PUNTING	No.	Yds.	Avg.	Long	I20	TB
Jay Bramblett	1	44	44.0	44	1	0

FIELD GOALS	Att.	Made	Long	Kicks
-------------	------	------	------	-------

ALL RETURNS	No.	Yds.	Lg.	No.	Yds.	Lg.	No.	Yds.	Lg.
Gregory Clayton Jr.	3	-1	2	0	0	0	0	0	0
Noah Cain	0	0	0	1	20	20	0	0	0

UAB

RUSHING	Att.	Gain	Lost	Net	TD	Long	Avg.
DeWayne McBride	13	35	1	34	1	6	2.6
Jermaine Brown Jr.	6	28	4	24	0	9	4.0
Lee Witherspoon	1	0	4	-4	0	0	-4.0
Dylan Hopkins	2	0	6	-6	0	0	-3.0

PASSING	Att.	Comp	Int.	Yds.	TD	Long	Sacks
Dylan Hopkins	29	14	0	158	0	27	1
Jacob Zeno	6	3	0	53	0	36	0

RECEIVING	No.	Yds.	TD	Long
Trea Shropshire	4	54	0	36
Bryce Damous	3	56	0	27
Samario Rudolph	2	27	0	20
Dallas Payne	2	17	0	13
Fred Farrier	2	12	0	15
TJ Jones	1	27	0	27
Dexter Boykin	1	7	0	7
DeWayne McBride	1	6	0	6
Terrell McDonald	1	5	0	5

PUNTING	No.	Yds.	Avg.	Long	I20	TB
Kyle Greenwell	6	275	45.8	55	1	0

FIELD GOALS	Att.	Made	Long	Kicks
Matt Quinn	1	1	29	Made 29

ALL RETURNS	No.	Yds.	Lg.	No.	Yds.	Lg.	No.	Yds.	Lg.
Starling Thomas V	1	0	0	1	23	23	0	0	0
Jermaine Brown Jr.	0	0	0	1	66	66	0	0	0

LSU Sends Out Seniors With 41-10 Win Over UAB in Home Finale

LSU raced out a 28-10 halftime lead and never looked back in a 41-10 win over UAB in its home finale. The Tigers improved to 9-2 overall with the victory. Jayden Daniels racked up 398 yards of total offense, rushing for 111 yards and a TD and throwing for 297 yards and a score. Overall, LSU's offense cranked out 31 first downs and 568 total yards as the Tigers punted only one time. With the game tied at 7-7, LSU took the lead for good on a 5-yard TD run by Noah Cain. LSU extended the lead to 28-10 at halftime following a pair of 1-yard TD runs in the second quarter. Daniels scored on a 2-yard run and then threw a 5-yard TD pass to Brian Thomas early in the fourth quarter to close out the victory. LSU's defense held UAB to 259 total yards (48 rushing, 211 passing) and 4-of-14 on third-down conversions. Greg Penn led LSU with 8 tackles, while Harold Perkins had 5 tackles, including 2 for losses.

Scoring	1	2	3	4	F
LSU	14	14	6	7	41
UAB	7	3	0	0	10

LSU	1Q	10:44	Emery Jr. 2 yd rush (Ramos kick)
UAB	1Q	9:19	McBride 5 yd rush (Quinn kick)
LSU	1Q	5:59	Cain 5 yd rush (Ramos kick)
UAB	2Q	14:57	Quinn 29 yd FG
LSU	2Q	5:20	Cain 1 yd rush (Ramos kick)
LSU	2Q	0:40	Cain 1 yd rush (Ramos kick)
LSU	3Q	6:50	Daniels 2 yd rush (Ramos kick missed)
LSU	4Q	9:46	Thomas Jr. 5 yd pass from Daniels (Finison kick)

Team Stats	UAB	LSU
FIRST DOWNS	12	31
Rushing	3	15
Passing	8	13
Penalty	1	3
NET YARDS RUSHING	48	266
Rushing Attempts	22	41
Average Per Rush	2.2	6.5
Rushing Touchdowns	1	5
Yards Gained Rushing	63	268
Yards Lost Rushing	15	2
NET YARDS PASSING	211	299
Completions-Attempts-Int	17-35-0	23-31-0
Avg. Per Attempt	6.0	9.6
Avg. Per Completion	12.4	13.0
Passing Touchdowns	0	1
TOTAL OFFENSE YARDS	259	565
Total offense plays	57	72
Avg. Game Per Play	4.5	7.8
Fumbles: Number-Lost	0-0	2-2
Penalties: Number-Yards	8-73	3-39
PUNTS-YARDS	6-275	1-44
Avg. Yard Per Punt	45.8	44.0
Net Yards Per Punt	48.5	44
Inside 20	1	1
50+ Yards	2	0
Touchbacks	0	0
Fair Catch	1	0
KICKOFF-YARDS	3-194	7-447
Avg. Yard Per Kickoff	64.7	63.9
Net Yards Per Kickoff	41.3	33.3
Touchbacks	2	5
Fair Catch Yards	0	0
Punt Returns: Number-Yds-TD	1-0-0	3--1-0
Avg. Punt Return	0.0	-0.3
Kick Returns: Number-Yds-TD	2-69-0	1-20-0
Avg. Per Return	44.5	20.0
Interception: Number-Yds-TD	0-0-0	0-0-0
Fumble Returns: Number-Yds-TD	0-0-0	0-0-0
Miscellaneous Yards	0	0
Possession Time	26:51	33:09
1st Quarter	07:24	07:36
2nd Quarter	06:42	08:18
3rd Quarter	07:23	07:37
4th Quarter	05:22	09:38
Third Down Conversions	4-14	11-13
Fourth Down Conversions	0-3	0-1
Red-Zone: Scores-Chances	2-3	6-7
Touchdowns	1-3	6-7
Field Goals	1-3	0-7
Sacks By: Number-Yds	1-1	1-6
PAT Kicks	1-1	5-6
Field Goals	1-1	0-0
Points off Turnover	0	0

LSU **23**
Texas A&M **38**

November 26, 2022
 Kyle Field
 College Station, TX
 (93,578)

LSU RUSHING

	Att.	Gain	Lost	Net	TD	Long	Avg.
Jayden Daniels	12	97	13	84	0	24	7.0
John Emery Jr.	9	55	0	55	3	19	6.1
Noah Cain	11	48	0	48	0	12	4.4

LSU PASSING

	Att.	Comp	Int.	Yds.	TD	Long	Sacks
Jayden Daniels	35	21	0	189	0	22	1
Garrett Nussmeier	1	1	0	8	0	8	0

LSU RECEIVING

	No.	Yds.	TD	Long
Malik Nabers	7	69	0	18
Kayshon Boutte	4	43	0	22
John Emery Jr.	3	11	0	8
Noah Cain	2	25	0	15
Mason Taylor	2	10	0	6
Jack Bech	1	15	0	15
Jaray Jenkins	1	11	0	11
Kyren Lacy	1	8	0	8
Brian Thomas Jr.	1	5	0	5

LSU PUNTING

	No.	Yds.	Avg.	Long	I20	TB
Jay Bramblett	4	166	41.5	49	2	1

LSU FIELD GOALS

	Att.	Made	Long	Kicks
Damian Ramos	1	1	34	Made: 34

LSU ALL RETURNS

Punts			Kickoffs			Interceptions		
No.	Yds.	Lg.	No.	Yds.	Lg.	No.	Yds.	Lg.

TAMU RUSHING

	Att.	Gain	Lost	Net	TD	Long	Avg.
Devon Achane	38	220	5	215	2	29	5.7
Amari Daniels	4	39	0	39	0	23	9.8
Conner Weigman	7	23	2	21	0	12	3.0
TEAM	1	0	1	-1	0	0	-1.0

TAMU PASSING

	Att.	Comp	Int.	Yds.	TD	Long	Sacks
Conner Weigman	18	12	0	155	2	39	0

TAMU RECEIVING

	No.	Yds.	TD	Long
M. Muhammad III	5	94	1	39
Even Stewart	4	42	0	13
Donovan Green	2	13	1	10
Noah Thomas	1	6	0	6

TAMU PUNTING

	No.	Yds.	Avg.	Long	I20	TB
Nik Constantinou	3	124	41.3	45	0	0

TAMU FIELD GOALS

	Att.	Made	Long	Kicks
Randy Bond	1	1	25	Made: 25

TAMU ALL RETURNS

Punts			Kickoffs			Interceptions		
No.	Yds.	Lg.	No.	Yds.	Lg.	No.	Yds.	Lg.
M. Muhammad III	1	3	3	0	0	0	0	0
Le'Veon Moss	0	0	0	1	17	17	0	0

LSU Drops Regular-Season Finale to Texas A&M, 38-23

Texas A&M broke open a tight game with a pair of fourth quarter touchdowns as the Aggies snapped LSU's five-game winning streak with a 38-23 win over the Tigers in College Station. LSU dropped to 9-3 overall and 6-2 in SEC play. Down 17-10 at halftime, John Emery scored on a 19-yard run at the 9:40 mark in the third quarter to tie the contest at 17-17. The Aggies regained the lead, 24-17, for good when they returned a Jayden Daniels fumble 27 yards for a touchdown two minutes later. After an LSU punt, the Aggies extended the lead to 31-17 on a 21-yard TD pass. A&M scored again on its next possession, before the Tigers closed to within 38-23 on a 3-yard run by Emery at the 6:21 mark. That was as close as LSU would get at the Aggies stopped the Tigers on downs at the A&M 27-yard line on their next possession. Daniels led LSU threw for 189 yards and led the Tigers in rushing with 84 yards on 12 carries. Defensive tackle Jaquelin Roy led the Tiger defense with 12 tackles, including 1.5 for losses.

Scoring

	1	2	3	4	F
LSU	0	10	7	6	23
Texas A&M	7	10	7	14	38

TAMU	1Q	4:54	Achane 10 yd rush (Bond kick)
LSU	2Q	14:00	Emery Jr. 4 yd rush (Ramos kick)
TAMU	2Q	9:23	Bond 25 yd FG
LSU	2Q	5:38	Ramos 34 yd FG
TAMU	2Q	1:10	Green 3 yd pass from Weigman (Bond kick)
LSU	3Q	9:40	Emery Jr. 19 yd rush (Ramos kick)
TAMU	3Q	7:03	Richardson 27 yard fumble return (Bond kick)
TAMU	4Q	14:54	Muhammad III 21 yd pass from Weigman (Bond kick)
TAMU	4Q	7:46	Achane 10 yd rush (Bond kick)
LSU	4Q	6:21	Emery Jr. 3 yd rush (Daniels rush failed)

Team Stats

	LSU	TAMU
FIRST DOWNS	25	25
Rushing	10	18
Passing	12	17
Penalty	3	0
NET YARDS RUSHING	187	274
Rushing Attempts	32	50
Average Per Rush	5.8	5.5
Rushing Touchdowns	3	2
Yards Gained Rushing	200	282
Yards Lost Rushing	13	8
NET YARDS PASSING	197	155
Completions-Attempts-Int	22-36-0	12-15-0
Avg. Per Attempt	5.5	8.6
Avg. Per Completion	9.0	12.9
Passing Touchdowns	0	2
TOTAL OFFENSE YARDS	384	429
Total offense plays	68	68
Avg. Game Per Play	5.6	6.3
Fumbles: Number-Lost	2-1	0-0
Penalties: Number-Yards	5-42	4-47
PUNTS-YARDS	4-166	3-124
Avg. Yard Per Punt	41.5	41.3
Net Yards Per Punt	39.5	41.3
Inside 20	2	0
50+ Yards	0	0
Touchbacks	1	0
Fair Catch	2	1
KICKOFF-YARDS	5-307	7-440
Avg. Yard Per Kickoff	61.4	62.9
Net Yards Per Kickoff	37.4	37.9
Touchbacks	3	7
Fair Catch Yards	0	0
Punt Returns: Number-Yds-TD	0-0-0	1-3-0
Avg. Punt Return	0.0	3.
Kick Returns: Number-Yds-TD	0-0-0	1-17-0
Avg. Per Return	0.0	17.0
Interception: Number-Yds-TD	0-0-0	0-0-0
Fumble Returns: Number-Yds-TD	0-0-0	1-27-0
Miscellaneous Yards	0	0
Possession Time	28:19	31:41
1st Quarter	07:23	07:37
2nd Quarter	05:47	09:13
3rd Quarter	09:56	05:04
4th Quarter	05:13	10:15
Third Down Conversions	4-11	10-15
Fourth Down Conversions	0-1	1-1
Red-Zone: Scores-Chances	4-4	4-4
Touchdowns	3-4	3-4
Field Goals	1-4	1-4
Sacks By: Number-Yds	0-0	1-5
PAT Kicks	2-2	5-5
Field Goals	1-1	1-1
Points off Turnover	0	7

LSU 30
Georgia 50

December 3, 2022
Merrcedes-Benz Stadium
Atlanta, GA
(74,810)

LSU

RUSHING	Att.	Gain	Lost	Net	TD	Long	Avg.
Josh Williams	6	57	2	55	0	47	9.2
Noah Cain	3	7	0	7	1	5	2.3
John Emery Jr.	4	6	2	4	0	3	1.0
Jayden Daniels	6	10	16	-6	0	5	-1.0
Garrett Nussmeier	1	0	13	-13	0	0	-13.0

PASSING	Att.	Comp	Int.	Yds.	TD	Long	Sacks
Garrett Nussmeier	27	15	1	294	2	59	1
Jayden Daniels	24	16	1	208	1	53	3

RECEIVING	No.	Yds.	TD	Long
Kayshon Boutte	6	107	1	53
Mason Taylor	6	63	0	27
Malik Nabers	5	128	1	59
Jaray Jenkins	3	72	1	33
Kyren Lacy	3	43	0	20
Josh Williams	3	19	0	15
Jack Bech	2	43	0	23
Brian Thomas Jr.	2	24	0	15
John Emery Jr.	1	3	0	3

PUNTING	No.	Yds.	Avg.	Long	I20	TB
Jay Bramblett	4	173	43.2	51	1	0

FIELD GOALS	Att.	Made	Long	Kicks
Damian Ramos	2	1	42	Made: 42

ALL RETURNS	No.	Yds.	Lg.	No.	Yds.	Lg.	No.	Yds.	Lg.
Gregory Clayton Jr.	1	0	0	0	0	0	0	0	0

UGA

RUSHING	Att.	Gain	Lost	Net	TD	Long	Avg.
Kendall Milton	8	113	0	113	0	51	14.1
Daijun Edwards	12	80	3	77	0	28	6.4
Kenny McIntosh	14	58	3	55	2	10	3.9
Branson Robinson	5	20	0	20	0	8	4.0
TEAM	3	0	4	-4	0	0	-1.3
Stetson Bennett	2	2	8	-6	0	2	-3.0

PASSING	Att.	Comp	Int.	Yds.	TD	Long	Sacks
Stetson Bennett	29	23	0	274	4	32	0

RECEIVING	No.	Yds.	TD	Long
Brock Bowers	6	81	1	32
Ladd McConkey	5	69	1	22
M. Rosemy-Jacksaint	3	47	0	18
Dominick Blaylock	2	23	0	12
Kenny McIntosh	2	12	0	9
Darnell Washington	1	14	1	14
Arian Smith	1	7	0	7
Dillon Bell	1	3	1	3
Kendall Milton	1	-1	0	0

PUNTING	No.	Yds.	Avg.	Long	I20	TB
Brett Thorson	4	207	51.8	56	3	0

FIELD GOALS	Att.	Made	Long	Kicks
Jack Podlesny	1	0	0	

ALL RETURNS	No.	Yds.	Lg.	No.	Yds.	Lg.	No.	Yds.	Lg.
Daijun Edwards	0	0	0	1	20	20	0	0	0
Smael Mondon Jr.	0	0	0	0	0	0	1	3	3
Christopher Smith	0	0	0	0	0	0	1	0	0

LSU Drops 50-30 Decision To Top-Ranked Georgia in SEC Title Game

Georgia scored 28 unanswered points in the first half to blow open a tight game on its way to a 50-30 win over LSU in the SEC Championship Game in Atlanta. Down 7-0 late in the first quarter, LSU tied the game at 7-7 on a 53-yard TD pass from Jayden Daniels to Kayshon Boutte. Georgia regained the lead for good two minutes later, and then after an LSU turnover, the Bulldogs needed just one play to stretch the lead to 21-7. Damian Ramos kicked a 42-yard field goal as time expired in the second quarter to get the Tigers to within 35-10 at halftime. With Daniels out of the game due to an injury, backup quarterback Garrett Nussmeier opened the second half and got LSU to within 34-17 on a 34-yard TD pass to Malik Nabers at the 10:33 mark. Georgia stretched the lead to 42-17 before a 1-yard TD run by Noah Cain made it 42-23 with 1:46 left in the third quarter. Nussmeier connected with Jaray Jenkins on a 33-yard pass with 7:12 left in the contest for the final points of the game. Nussmeier passed for 294 yards and 2 TDs – all in the second half – setting the school record for most passing yards in a half. Harold Perkins had 10 tackles, forced a fumble and added 1.5 tackles for loss, while Micah Baskerville had 9 tackles.

Scoring	1	2	3	4	F
LSU	7	3	13	7	30
Georgia	14	21	7	8	50

UGA	1Q	3:33	Smith 96 yd blocked FG return (Podlesny kick)
LSU	1Q	2:21	Boutte 53 yd pass from Daniels (Ramos kick)
UGA	1Q	0:03	Bowers 3 yd pass from Bennett (Podlesny kick)
UGA	2Q	14:43	McConkey 22 yd pass from Bennett (Podlesny kick)
UGA	2Q	2:48	Washington 14 yd pass from Bennett (Podlesny kick)
UGA	2Q	0:32	Bell 3 yd pass from Bennett (Podlesny kick)
LSU	2Q	0:00	Ramos 42 yd FG
LSU	3Q	10:33	Nabers 34 yd pass from Nussmeier (Ramos kick)
UGA	3Q	3:32	Mcintosh 2 yd rush (Podlesny kick)
LSU	3Q	1:46	Cain 1 yd rush (Thomas pass from Nussmeier failed)
UGA	4Q	13:13	Mcintosh 8 yd rush (Washington pass from Mitchell)
LSU	4Q	7:12	Jenkins 33 yd pass from Nussmeier (Ramos kick)

Team Stats	LSU	UGA
FIRST DOWNS	23	27
Rushing	2	9
Passing	20	16
Penalty	1	2
NET YARDS RUSHING	47	255
Rushing Attempts	20	44
Average Per Rush	2.4	5.8
Rushing Touchdowns	1	2
Yards Gained Rushing	80	273
Yards Lost Rushing	33	18
NET YARDS PASSING	502	155
Completions-Attempts-Int	31-52-2	23-29-0
Avg. Per Attempt	9.7	9.4
Avg. Per Completion	16.2	11.9
Passing Touchdowns	3	4
TOTAL OFFENSE YARDS	549	529
Total offense plays	72	73
Avg. Game Per Play	7.6	7.2
Fumbles: Number-Lost	1-1	2-1
Penalties: Number-Yards	3-24	4-33
PUNTS-YARDS	4-173	4-207
Avg. Yard Per Punt	43.2	51.8
Net Yards Per Punt	43.2	51.8
Inside 20	1	3
50+ Yards	2	3
Touchbacks	0	0
Fair Catch	3	2
KICKOFF-YARDS	5-325	8-509
Avg. Yard Per Kickoff	65.0	63.6
Net Yards Per Kickoff	41	38.8
Touchbacks	4	7
Fair Catch Yards	0	0
Punt Returns: Number-Yds-TD	1-0-0	0-0-0
Avg. Punt Return	0.0	0
Kick Returns: Number-Yds-TD	0-0-0	1-20-0
Avg. Per Return	0.0	20.0
Interception: Number-Yds-TD	0-0-0	2-3-0
Fumble Returns: Number-Yds-TD	0-0-0	0-0-0
Miscellaneous Yards	0	0
Possession Time	24:02	35:58
1st Quarter	11:01	3:59
2nd Quarter	03:09	11:51
3rd Quarter	04:05	10:55
4th Quarter	05:47	09:13
Third Down Conversions	4-13	7-13
Fourth Down Conversions	1-2	0-0
Red-Zone: Scores-Chances	1-3	5-5
Touchdowns	2-3	5-5
Field Goals	0-3	0-5
Sacks By: Number-Yds	0-0	4-29
PAT Kicks	3-3	6-6
Field Goals	1-2	0-1
Points off Turnover	7	

LSU 63
Purdue 7
 January 2, 2023
 Camping World Stadium
 Orlando, FL
 (42,791)

LSU Gets Win No. 10 in Dominating 63-7 Win Over Purdue In Citrus Bowl

The LSU offense exploded for 594 yards of total offense to defeat Purdue, 63-7, capturing the Citrus Bowl title and winning its 10th game in the process. The 2022 Tigers joined the 1961 squad as the only teams in LSU history to lose its first game of the season and still go on to win 10 games. LSU finished its first season under Brian Kelly with a 10-4 mark. After punting on its first possession, LSU scored touchdowns the next five times it touched the ball, building a 35-0 lead at halftime. The 35-point halftime margin marked the largest in school history for a bowl game. Noah Cain scored on a pair of 9-yard runs in the first half, while Jayden Daniels threw TD passes to Mason Taylor (32 yards) and Brian Thomas (10 yards). LSU extended the lead to 42-0 when wide receiver Malik Nabers threw a 5-yard TD pass to Daniels. Nabers scored on a 75-yard TD pass from Garrett Nussmeier on LSU's next possession, stretching the lead to 49-0. Quad Wilson closed out the scoring when he returned an interception 99 yards for a touchdown with 40 seconds left in the contest. Nabers earned game MVP honors after catching 9 passes for 163 yards and a TD.

LSU RUSHING	Att.	Gain	Lost	Net	TD	Long	Avg.
Jayden Daniels	6	67	0	67	0	37	11.2
Noah Cain	8	58	0	58	2	14	7.2
John Emery Jr.	6	47	0	47	1	29	7.8
Derrick Davis Jr.	6	29	0	29	1	12	4.8
Walker Howard	3	23	5	18	0	23	6.0
Nick Demas	1	2	0	2	0	2	2.0
TEAM	1	0	1	-1	0	0	-1

LSU PASSING	Att.	Comp	Int.	Yds.	TD	Long	Sacks
Jayden Daniels	17	12	0	139	1	32	0
Garrett Nussmeier	15	11	1	173	2	75	0
Walker Howard	4	2	0	7	0	5	0
Malik Nabers	2	2	0	50	1	45	0

LSU RECEIVING	No.	Yds.	TD	Long
Malik Nabers	9	163	1	75
Mason Taylor	5	88	1	32
Brian Thomas Jr.	4	31	1	10
Kyren Lacy	2	57	0	45
Landon Ibieta	2	15	0	10
Noah Cain	2	5	0	3
Jayden Daniels	1	5	1	5
John Emery Jr.	1	3	0	3
Javen Nicholas	1	2	0	2

LSU PUNTING	No.	Yds.	Avg.	Long	I20	TB
Jay Bramblett	2	103	51.5	53	0	0

LSU FIELD GOALS	Att.	Made	Long	Kicks		
Punts						
Kickoffs						
Interceptions						
ALL RETURNS	No.	Yds.	Lg.	No.	Yds.	Lg.
Gregory Clayton Jr.	1	11	11	0	0	0
Noah Cain	0	0	0	1	22	22
J. Bernard-Converse	0	0	0	0	0	1
Greg Brooks Jr.	0	0	0	0	0	1
Quad Wilson	0	0	0	0	0	1

Purdue RUSHING	Att.	Gain	Lost	Net	TD	Long	Avg.
Devin Mockobee	13	48	0	48	0	8	3.7
Tyrone Tracy Jr.	4	26	0	26	0	14	6.5
Michael Alaimo	5	22	7	15	0	8	3.0
Ryan Brandt	1	7	0	7	0	7	7.0
Caleb Lahey	3	6	0	6	0	4	2.0
Jack Sullivan	1	5	0	5	0	5	5.0
Deion Burks	1	4	0	4	0	4	4.0
Jack Albers	1	1	0	1	0	1	1.0
Dylan Downing	1	0	1	-1	0	0	-1.0
TJ Sheffield	1	0	3	-3	0	0	-3.0
Austin Burton	5	7	21	-14	0	5	-2.8

Purdue PASSING	Att.	Comp	Int.	Yds.	TD	Long	Sacks
Austin Burton	24	12	1	74	0	11	3
Michael Alaimo	11	4	1	37	1	16	1
Jack Albers	6	2	1	32	0	20	0
A. Rahman Yaseen	1	1	0	26	0	26	0

Purdue RECEIVING	No.	Yds.	TD	Long
TJ Sheffield	7	56	1	26
Devin Mockobee	3	26	0	11
A. Rahman Yassen	2	21	0	13
Tyrone Tracy Jr.	2	13	0	10
Mershawn Rice	2	10	0	7
Max Klare	1	20	0	20
Ben Buechel	1	12	0	12
Paul Piferi	1	11	0	11

Purdue PUNTING	No.	Yds.	Avg.	Long	I20	TB
Jack Ansell	6	257	42.8	47	1	0

Purdue FIELD GOALS	Att.	Made	Long	Kicks		
Punts						
Kickoffs						
Interceptions						
ALL RETURNS	No.	Yds.	Lg.	No.	Yds.	Lg.
Andrew Sowinski	1	14	14	0	0	0
TJ Sheffield	1	21	21	0	0	0
Deion Burks	0	0	0	1	19	19
Tyrone Tracy Jr.	0	0	0	1	20	20
Bryce Hampton	0	0	0	1	22	22
Jamari Brown	0	0	0	0	0	1

Scoring	1	2	3	4	F
LSU	14	21	14	14	63
Purdue	0	0	0	7	7

LSU	1Q	7:01	Emery Jr. 1 yd rush (Ramos kick)
LSU	1Q	1:06	Cain 9 yd rush (Ramos kick)
LSU	2Q	13:03	Taylor 32 yd pass from Daniels (Ramos kick)
LSU	2Q	8:23	Cain 9 yd rush (Ramos kick)
LSU	2Q	1:07	Thomas Jr. 10 yd pass from Daniels (Ramos kick)
LSU	3Q	9:21	Daniels 5 yd pass from Nabers (Ramos kick)
LSU	3Q	3:15	Nabers 75 yd pass from Nussmeier (Ramos kick)
Purdue	4Q	13:53	Sheffield 16 yd pass from Alaimo (Fineran kick)
LSU	4Q	8:47	Davis Jr. 12 yd rush (Mata kick)
LSU	4Q	0:40	Wilson 99 yd interception return (Finison kick)

Team Stats	LSU	Purdue
FIRST DOWNS	28	16
Rushing	10	6
Passing	17	9
Penalty	1	1
NET YARDS RUSHING	220	94
Rushing Attempts	31	36
Average Per Rush	7.1	2.6
Rushing Touchdowns	4	0
Yards Gained Rushing	226	126
Yards Lost Rushing	6	32
NET YARDS PASSING	369	169
Completions-Attempts-Int	27-38-1	19-42-3
Avg. Per Attempt	9.7	4.0
Avg. Per Completion	13.7	8.9
Passing Touchdowns	4	1
TOTAL OFFENSE YARDS	589	263
Total offense plays	69	78
Avg. Game Per Play	8.5	3.4
Fumbles: Number-Lost	1-0	1-0
Penalties: Number-Yards	7-72	6-40
PUNTS-YARDS	2-103	6-257
Avg. Yard Per Punt	51.5	42.8
Net Yards Per Punt	34	41
Inside 20	0	1
50+ Yards	2	0
Touchbacks	0	0
Fair Catch	0	5
KICKOFF-YARDS	10-643	2-126
Avg. Yard Per Kickoff	64.3	63.0
Net Yards Per Kickoff	40.7	39.5
Touchbacks	7	1
Fair Catch Yards	0	0
Punt Returns: Number-Yds-TD	1-11-0	2-35-0
Avg. Punt Return	11.0	17.5
Kick Returns: Number-Yds-TD	1-22-0	3-61-0
Avg. Per Return	22.0	20.3
Interception: Number-Yds-TD	3-122-1	1-0-0
Fumble Returns: Number-Yds-TD	0-0-0	0-0-0
Miscellaneous Yards	0	0
Possession Time	29:23	30:37
1st Quarter	10:09	04:51
2nd Quarter	05:49	09:11
3rd Quarter	07:10	07:50
4th Quarter	06:15	08:45
Third Down Conversions	8-12	4-18
Fourth Down Conversions	1-2	3-7
Red-Zone: Scores-Chances	6-7	1-1
Touchdowns	6-7	1-1
Field Goals	0-7	0-1
Sacks By: Number-Yds	4-28	0-0
PAT Kicks	9-9	1-1
Field Goals	0-0	0-0
Points off Turnover	14	0

Keiland Williams	Virginia Tech, 2007	126 (7)	Steve Van Buren	Georgia, Oct. 1943	110 (22)
Terry Robiskie	Kentucky, 1976	126 (24)	Spencer Ware	Florida, 2011	109 (24)
Adrian Dodson	Holy Cross, 1940	126 (26)	Joseph Addai	Arizona State, 2005	109 (16)
Nick Brossette	Miami, 2018	125 (22)	Alley Broussard	Iowa, 2004*	109 (13)
Kevin Faulk	Arkansas, 1996	125 (36)	Domanick Davis	North Texas, 1999	109 (17)
James Jaquet	Ole Miss, 1991	125 (13)	Terry Robiskie	South Carolina, 1975	109 (26)
Levi Johns	Ole Miss, 1953	125 (16)	Joe Labruzzo	TCU, 1963	109 (12)
Jeremy Hill	Clemson, 2012*	124 (12)	Sal Nicolo	Rice, 1952	109 (4)
Jeremy Hill	South Carolina, 2012	124 (17)	Leonard Fournette	Ole Miss, 2015	108 (25)
Shyrone Carey	Western Illinois, 2003	124 (21)	Terrence Magee	Kent State, 2013	108 (9)
Dalton Hilliard	Mississippi State, 1985	124 (22)	Terrence Magee	Furman, 2013	108 (7)
Alfred Blue	North Texas, 2012	123 (16)	Alley Broussard	South Carolina, 2003	108 (19)
Stevan Ridley	Tennessee, 2010	123 (22)	Kevin Faulk	Notre Dame, 1998	108 (31)
Kevin Faulk	Mississippi State, 1998	123 (24)	Billy Cannon	Kentucky, 1958	108 (12)
Dalton Hilliard	Ole Miss, 1982	123 (23)	Earl Gros	Mississippi State, 1961	108 (14)
Charles Alexander	Wake Forest, 1978	123 (31)	Jeremy Hill	Alabama, 2012	107 (29)
Leroy Labat	Mississippi State, 1951	123 (29)	Spencer Ware	Mississippi State, 2011	107 (22)
Gene Knight	Ole Miss, 1945	123 (13)	Keiland Williams	Notre Dame, 2006*	107 (14)
LSU	BYU, 2017	122 (27)	Joseph Addai	Ole Miss, 2004	107 (14)
Leonard Fournette	New Mexico State, 2014	122 (18)	Terry Robiskie	Vanderbilt, 1976	107 (17)
Domanick Davis	Mississippi State, 2002	122 (18)	Josh Williams	Florida, 2022	106 (14)
Domanick Davis	Illinois, 2001*	122 (28)	Tyrion Davis-Price	Arkansas, 2021	106 (28)
Garry James	Wichita State, 1984	122 (21)	Clyde Edwards-Helaire	Vanderbilt, 2019	106 (14)
Billy Cannon	Tennessee, 1959	122 (22)	Darrel Williams	Texas A&M, 2017	106 (12)
Jayden Daniels - QB	Ole Miss, 2022	121 (23)	Jacob Hester	Florida, 2007	106 (23)
Jeremy Hill	Florida, 2013	121 (19)	Alley Broussard	Louisiana Tech, 2003	106 (16)
Rondell Mealey	New Mexico State, 1996	121 (12)	Domanick Davis	Ole Miss, 2000	106 (25)
Dalton Hilliard	Washington, 1983	121 (21)	Odele Beckham Sr.	Colorado State, 1992	106 (7)
Dalton Hilliard	South Carolina, 1983	121 (24)	Sam Martin	Georgia, 1986	106 (11)
Hokie Gajan	Rice, 1978	121 (21)	Hokie Gajan	Florida State, 1979	106 (24)
Ebert Van Buren	Texas A&M, 1949	121 (14)	Steve Rogers	Tulane, 1974	106 (22)
Jacob Hester	Tennessee, 2007	120 (23)	Jim Benglis	Texas A&M, 1971	106 (6)
LaBrandon Toefield	Auburn, 2001	120 (29)	Bill Schroll	Rice, 1947	106 (10)
LaBrandon Toefield	Tennessee, 2000	120 (15)	Jabbo Stell	Loyola, 1937	106 (11)
Anthony Jennings - QB	Texas A&M, 2014	119 (14)	Joseph Addai	Auburn, 2005	105 (24)
Alfred Blue	Western Kentucky, 2011	119 (9)	Stevan Ridley	Texas A&M, 2010*	105 (24)
LaBrandon Toefield	Mississippi State, 2000	119 (26)	Justin Vincent	Ole Miss, 2003	105 (22)
Chris Dantin	Rice, 1972	119 (23)	Kevin Faulk	Notre Dame, 1997	105 (26)
Josh Williams	Arkansas, 2022	118 (18)	Jerry Murphree	Florida, 1977	105 (25)
Rondell Mealey	North Texas, 1999	118 (13)	Joe Labruzzo	Mississippi State, 1965	105 (15)
Dalton Hilliard	Notre Dame, 1984	118 (13)	Jerry Marchand	Arkansas, 1953	105 (21)
Dalton Hilliard	Tulane, 1983	118 (28)	Tyrion Davis-Price	Alabama, 2021	104 (23)
Hokie Gajan	Rice, 1979	118 (19)	Tyrion Davis-Price	Arkansas, 2020	104 (24)
Allen Shorey	Alabama, 1969	118 (26)	Jay Johnson	Ole Miss, 1993	104 (15)
Tommy Allen	Kentucky, 1967	118 (19)	Hokie Gajan	Kentucky, 1979	104 (20)
Nelson Stokley - QB	Kentucky, 1965	118 (15)	Don Schwab	Tulane, 1964	104 (20)
Steve Van Buren	TCU, 1943	118 (23)	Jimmy Taylor	Oklahoma A&M, 1956	104 (12)
Nick Brossette	UCF, 2018*	117 (29)	John Emery Jr.	Vanderbilt, 2020	103 (12)
Jeremy Hill	Kent State, 2013	117 (11)	Clyde Edwards-Helaire	Alabama, 2019	103 (20)
Justin Vincent	Oklahoma, 2003*	117 (16)	Darrel Williams	Ole Miss, 2017	103 (22)
Kevin Faulk	Ole Miss, 1996	117 (28)	Rondell Mealey	Akron, 1997	103 (15)
Gene Lang	Mississippi State, 1980	117 (11)	Gene Knight	Miami (Fla.), 1946	103 (18)
Charles Alexander	Indiana, 1977	117 (24)	Bill Montgomery	Georgia Tech, 1945	103 (17)
Brad Davis	Tulane, 1974	117 (23)	LSU	Chattanooga, 2017	102 (15)
Art Cantrelle	Ole Miss, 1970	117 (25)	Kenny Hilliard	Arkansas, 2011	102 (19)
Billy Cannon	Tulane, 1958	117 (15)	Spencer Ware	Texas A&M, 2010*	102 (10)
Jimmy Taylor	Ole Miss, 1957	117 (15)	Charles Scott	North Texas, 2008	102 (7)
Albin Collins	Mississippi State, 1947	117 (17)	Joseph Addai	Vanderbilt, 2005	102 (24)
Kenny Hilliard	Idaho, 2012	116 (11)	Justin Vincent	Arkansas State, 2004	102 (13)
Stevan Ridley	West Virginia, 2010	116 (20)	Kendall Cleveland	Arkansas, 1995	102 (24)
Keiland Williams	Louisiana Tech, 2009	116 (15)	Eddie Ray	Alabama, 1969	102 (16)
Eddie Fuller	Tennessee, 1988	116 (18)	Jim Dousay	Mississippi State, 1967	102 (19)
Garry James	Florida State, 1982	116 (20)	Don Schwab	Mississippi State, 1964	102 (22)
Jacob Hester	Louisiana Tech, 2007	115 (11)	Danny LeBlanc	Kentucky, 1963	102 (23)
Chris Dantin	Wisconsin, 1972	115 (27)	Don Schwab	TCU, 1963	102 (16)
Eddie Ray	Tulane, 1969	115 (21)	O.K. Ferguson	Florida, 1955	102 (24)
Johnny Robinson	Tennessee, 1959	115 (17)	Zollie Toth	Ole Miss, 1949	102 (18)
Jerry Marchand	Tulane, 1952	115 (13)	Leonard Fournette	Auburn, 2016	101 (16)
Jayden Daniels - QB	Florida State, 2022	114 (16)	Alfred Blue	Washington, 2012	101 (14)
Charles Scott	Tulane, 2008	114 (12)	Charles Scott	Tulane, 2006	101 (15)
Kevin Faulk	Vanderbilt, 1996	114 (19)	Herb Tyler - QB	Ole Miss, 1997	101 (17)
Eddie Fuller	Ole Miss, 1988	114 (21)	Arthur Cantrelle	Wisconsin, 1971	101 (11)
Lynn Amedee - QB	Tulane, 1961	114 (12)	Edward Campbell	North Carolina, 1961	101 (10)
Levi Johns	Arkansas, 1955	114 (15)	Billy Baggett	Vanderbilt, 1950	101 (19)
Steve Van Buren	Texas A&M, 1943	114 (22)	Steve Van Buren	Georgia Tech, 1943	101 (14)
Leonard Fournette	Ole Miss, 2014	113 (23)	Sulcer Harris	Louisiana Tech, 1941	101 (9)
Domanick Davis	South Carolina, 2002	113 (26)	Joe Burrow - QB	Texas A&M, 2018	100 (29)
Art Cantrelle	Texas A&M, 1970	113 (26)	Jordan Jefferson - QB	Tennessee, 2010	100 (5)
Dan Sandifer	Miami (Fla.), 1946	113 (11)	Harvey Williams	Florida State, 1990	100 (22)
Bill Montgomery	Ole Miss, 1945	113 (11)	Joe Labruzzo	Kentucky, 1965	100 (14)
Steve Van Buren	Rice, 1943	113 (19)	Vincent Gonzales	Texas Tech, 1954	100 (18)
Charles Scott	Tulane, 2009	112 (18)	Bill Montgomery	Georgia, 1945	100 (11)
Justin Vincent	Arkansas, 2003	112 (18)			
Vincent Gonzales	Florida, 1955	112 (23)			
Jayden Daniels - QB	UAB, 2022	111 (12)			
LaBrandon Toefield	Miami (Ohio), 2002	111 (17)			
Jermaine Sharp	Arkansas, 1994	111 (9)			
Levi Johns	Texas Tech, 1954	111 (21)			
James Roshto	Alabama, 1951	111 (11)			
Clyde Edwards-Helaire	Clemson, 2019*	110 (16)			
Kenny Hilliard	Wisconsin, 2014	110 (18)			
Eddie Fuller	Ohio, 1989	110 (8)			
Charles Alexander	Alabama, 1977	110 (22)			

* - Denotes bowl game

CONSECUTIVE 100-YARD RUSHING GAMES

1.	9	Leonard Fournette	2014-15
		146 vs. Texas A&M, 143 vs. Notre Dame*, 159 at #25 Mississippi State, 228 vs. #18 Auburn, 244, at Syracuse, 233 vs. Eastern Michigan, 158 vs. South Carolina, 180 vs. #8 Florida, 150 vs. Western Kentucky	
	9	Charles Alexander	1977-78
		110 vs. #2 Alabama, 136 vs. Mississippi State, 199 at Tulane, 231 vs. Wyoming, 197 vs. Stanford*, 144 vs. Indiana, 123 vs. Wake Forest, 144 at Rice, 156 at Florida	
3.	7	Leonard Fournette	2015-16
		108 at #22 Ole Miss, 159 vs. Texas A&M, 212 vs. Texas Tech*, 138 vs. Wisconsin, 147 vs. Mississippi State, 101 at Auburn, 284 vs. #23 Ole Miss	
	7	Steve Van Buran	1943
		144 vs. Georgia, 113 vs. Rice, 114 vs. Texas A&M, 132 vs. Louisiana Army (STU) 110 vs. Georgia, 118 vs. TCU, 101 vs. Georgia Tech	
5.	5	Kevin Faulk	1997
		172 vs. Ole Miss, 212 at Kentucky, 168 at Alabama, 105 vs. Notre Dame, 138 vs. Arkansas	
6.	4	Clyde Edwards-Helaire	2019
		136 vs. #9 Auburn, 104 at No. 3 Alabama, 172 at Ole Miss, 188 vs. Arkansas	
	4	LSU	2016-17
		285 at Texas A&M, 138 vs. Louisville*, 122 vs. BYU, 102 vs Chattanoogaoga	
	4	Charles Scott	2008
		160 vs. Appalachian State, 102 vs. North Texas, 132 at #10 Auburn, 141 vs. Mississippi State	
	4	Justin Vincent	2003
		105 at Ole Miss, 112 vs. Arkansas, 201 vs. #5 Georgia^, 117 vs. #1 Oklahoma*	
10.	3	Jeremy Hill	2012
		124 vs. #3 South Carolina, 127 at #20 Texas A&M, 107 vs. #1 Alabama	
	3	Joseph Addai	2005
		102 at Vanderbilt, 156 vs. #11 Florida, 105 vs. #16 Auburn	
	3	Cecil Collins	1997
		172 at Mississippi State, 232 vs. #12 Auburn, 179 vs. Akron	
	3	Kevin Faulk	1996
		117 at Ole Miss, 148 vs. Tulane, 125 at Arkansas	
	3	Dalton Hilliard	1984
		152 at #16 Kentucky, 164 vs. Notre Dame, 118 vs. Ole Miss	

3		Terry Robiskie	1976
		107 vs. Vanderbilt, 126 at Kentucky, 129 vs. Ole Miss	
3		Don Schwab	1964
		102 vs. Mississippi State, 104 at Tulane, 136 vs. Florida	
17.	2	Tyrion Davis-Price	2021
		104 at #1 Alabama, 106 vs. Arkansas	
2		Tyrion Davis-Price	2021
		147 at Kentucky, 287 vs. #20 Florida	
2		Nick Brossette	2018
		125 vs. Miami, 137 vs. Southeastern La.	
2		LSU	2016
		163 vs. Missouri, 162 vs. Southern Miss	
2		Jeremy Hill	2013
		145 vs. Arkansas, 216 vs. Iowa*	
2		Jeremy Hill	2013
		157 at Mississippi State, 121 vs. #17 Florida	
2		Jeremy Hill	2013
		117 vs. Kent State, 185 vs. Auburn	
2		Alfred Blue	2012
		123 vs. North Texas, 101 vs. Washington	
2		Stevan Ridley	2010
		116 at #22 West Virginia, 123 vs. Tennessee	
2		Charles Scott	2008
		144 vs. #9 Georgia, 114 vs. Tulane	
2		Jacob Hester	2007
		126 vs. Arkansas, 120 vs. #14 Tennessee^	
2		LaBrandon Toefield	2001
		173 vs. #24 Arkansas, 120 vs. #25 Auburn	
2		Rondell Mealey	1999
		158 vs. San Jose State, 118 vs. North Texas	
2		Kevin Faulk	1998
		201 vs. Alabama, 108 at #10 Notre Dame	
2		Rondell Mealey	1997
		129 vs. #12 Auburn, 103 vs. Akron	
2		Kevin Faulk	1996
		138 vs. Kentucky, 170 vs. Mississippi State	
2		Kevin Faulk	1995-96
		234 vs. Michigan State*, vs. Houston	
2		Jermaine Sharp	1994
		142 at Tulane, 111 at Arkansas	
2		Harvey Williams	1990
		214 vs. Kentucky, 100 at #12 Florida State	
2		Dalton Hilliard	1985
		174 at Tulane, 170 vs. East Carolina	
2		Dalton Hilliard	1985
		148 at North Carolina, 151 vs. Colorado State	
2		Dalton Hilliard	1984
		166 vs. Wichita State, 145 vs. Arizona	
2		Garry James	1982
		116 vs. #7 Florida State, 166 vs. Tulane	

2		Hokie Gajan	1979
		104 vs. Kentucky, 106 vs. #8 Florida State	
2		Charles Alexander	1977
		170 vs. #9 Florida, 183 at Vanderbilt	
2		Charles Alexander	1976-77
		141 vs. Utah, 117 at Indiana	
2		Chris Dantin	1972
		115 vs. Wisconsin, 119 at Rice	
2		Jim Dousay	1967
		102 vs. Mississippi State, 145 vs. Tulane	
2		Billy Baggett	1950
		192 vs. Ole Miss, 101 at Vanderbilt	

^ = Denotes SEC Championship Game;
* - Denotes bowl game

CONSECUTIVE 100-YARD RUSHING GAMES

PLAYER	YEAR	STREAK
Leonard Fournette	2014-15	9
Charles Alexander	1977-78	9
Leonard Fournette	2015-16	7
Steve Van Buren	1943	7
Kevin Faulk	1997	5
Clyde Edwards-Helaire	2019	4
LSU	2016-17	4
Charles Scott	2008	4
Justin Vincent	2003	4
Clyde Edwards-Helaire	2019	3
Jeremy Hill	2012	3
Joseph Addai	2005	3
Cecil Collins	1997	3
Kevin Faulk	1996	3
Dalton Hilliard	1984	3
Terry Robiskie	1976	3
Don Schwab	1964	3
Tyrion Davis-Price	2021	2

PLAYER	YEAR	STREAK
Nick Brossette	2018	2
LSU	2016	2
Jeremy Hill	2013 (3x)	2
Alfred Blue	2012	2
Stevan Ridley	2010	2
Charles Scott	2008	2
Jacob Hester	2007	2
LaBrandon Toefield	2001	2
Rondell Mealey	1999	2
Kevin Faulk	1998	2
Rondell Mealey	1997	2
Kevin Faulk	1996	2
Kevin Faulk	1995-96	2
Jermaine Sharp	1994	2
Harvey Williams	1990	2
Dalton Hilliard	1985 (2x)	2
Dalton Hilliard	1984	2
Garry James	1982	2

PLAYER	YEAR	STREAK
Hokie Gajan	1979	2
Charles Alexander	1977	2
Charles Alexander	1976-77	2
Chris Dantin	1972	2
Jim Dousay	1967	2
Billy Baggett	1950	2

SAME GAME 100-YARD RUSHING PERFORMANCES (32)

NAMES (YARDS)	OPPONENT	COMBINED ATT./YDS.
LSU (28/127) and Darrel Williams (12/106)	Texas A&M, 2017	40/233
LSU (22/276) and Darrel Williams (22/103)	Ole Miss, 2017	44/379
LSU (17/163) and Darrel Williams (21/130)	Missouri, 2016	38/293
LSU (16/161) and Leonard Fournette (20/158)	South Carolina, 2015	36/319
Leonard Fournette (19/146) and Anthony Jennings (14/119)	Texas A&M, 2014	33/265
Jeremy Hill (14/143) and Terrence Magee (7/108)	Furman, 2013	21/251
Jeremy Hill (11/117) and Terrence Magee (9/108)	Kent State, 2013	20/225
Kenny Hilliard (13/141) and Alfred Blue (16/123)	North Texas, 2012	29/264
Stevan Ridley (24/105) and Spencer Ware (10/102)	Texas A&M, 2010*	34/207
Stevan Ridley (22/123) and Jordan Jefferson (5/100)	Tennessee, 2010	27/223
Alley Broussard (26/250) and Joseph Addai (14/107)	Ole Miss, 2004	40/357
Rondell Mealey (13/118) and Domanick Davis (17/109)	North Texas, 1999	30/227
Kevin Faulk (28/212) and Rondell Mealey (13/131)	Kentucky, 1997	41/343
Kevin Faulk (25/172) and Herb Tyler (17/101)	Ole Miss, 1997	42/273
Cecil Collins (27/232) and Rondell Mealey (12/129)	Auburn 1997	39/361
Kevin Faulk (21/246) and Rondell Mealey (14/161)	Houston, 1996	35/407
Harvey Williams (24/133) and Sam Martin (11/109)	Georgia, 1986	35/242
Dalton Hilliard (17/166) and Garry James (21/121)	Wichita State, 1984	38/288
Dalton Hilliard (36/183) and Garry James (20/116)	Florida State, 1982	56/299
Dalton Hilliard (18/133) and Garry James (12/128)	Oregon State, 1982	30/261
Charles Alexander (24/144) and Hokie Gajan (21/121)	Rice, 1978	45/265
Charles Alexander (31/170) and Jerry Murphree (25/105)	Florida, 1977	56/275
Charles Alexander (16/138) and Terry Robiskie (24/129)	Ole Miss, 1976	40/267
Brad Davis (23/117) and Steve Rogers (22/106)	Tulane, 1974	55/223
Paul Lyons (19/139) and Arthur Cantrelle (11/101)	Wisconsin, 1971	30/240
Nelson Stokley (15/114) and Joe Labruzzo (14/100)	Kentucky, 1965	29/214
Joe Labruzzo (12/109) and Don Schwab (16/102)	TCU, 1963	28/211
Billy Cannon (22/122) and Johnny Robinson (17/115)	Tennessee, 1959	39/237
Vincent Gonzales (23/112) and O.K. Ferguson (24/102)	Florida, 1955	47/214
Levi Johns (21/111) and Vincent Gonzales (18/100)	Texas Tech, 1954	39/211
Dan Sandifer (11/113) and Gene Knight (18/103)	Miami (Fla.), 1946	29/216
Gene Knight (13/123) and Bill Montgomery (11/113)	Ole Miss, 1945	24/236

* - denotes bowl game

1,000-YARD RUSHERS · SEASON (20)

PLAYER	YEAR	YARDS	CARRIES	AVG	GAMES TO 1,000
Leonard Fournette	2015	1,953	300	6.5	5
Charles Alexander	1977	1,686	311	5.4	7
Jeremy Hill *	2013	1,401	203	6.9	10
LSU	2016	1,387	183	7.6	11
Clyde Edwards-Helaire	2019	1,414	215	6.6	11
Kevin Faulk	1996	1,282	248	5.2	9
Kevin Faulk	1998	1,279	229	5.6	9
Dalton Hilliard	1984	1,268	254	5.0	9
LSU	2017	1,251	237	5.3	10
Charles Scott	2008	1,174	217	5.4	10
Charles Alexander	1978	1,172	281	4.2	10
Stevan Ridley	2010	1,147	249	4.6	12
Kevin Faulk *	1997	1,144	205	5.6	8
Dalton Hilliard	1985	1,134	258	4.4	11
Terry Robiskie	1976	1,117	224	5.0	10
Jacob Hester	2007	1,103	225	4.9	13
Nick Brossette	2018	1,039	240	4.3	13
Leonard Fournette	2014	1,034	187	5.5	13
Tyrion Davis-Price	2021	1,003	211	4.8	12
Justin Vincent	2003	1,001	154	6.5	14
Harvey Williams	1987	1,001	154	6.5	11

* Faulk did not play against Mississippi State and Auburn in 1997; Hill did not play versus TCU in 2013;

1,000-YARD RUSHERS · CAREER (50)

PLAYER (YEARS)	YARDS
Kevin Faulk (1995-98)	4,557
Dalton Hilliard (1982-85)	4,050
Charles Alexander (1975-78)	4,035
Leonard Fournette (2014-16)	3,830
LSU (2015-17)	3,074
Harvey Williams (1986-90)	2,860
Joseph Addai (2001-05)	2,576
Terry Robiskie (1973-76)	2,517
Charles Scott (2006-09)	2,317
Rondell Mealey (1996-99)	2,238
Garry James (1982-85)	2,217
Brad Davis (1972-74)	2,163
Jeremy Hill (2012-13)	2,156
LaBrandon Toefield (2000-02)	2,149
Clyde Edwards-Helaire (2017-19)	2,103
Domanick Davis (1999-02)	2,056
Justin Vincent (2003-06)	2,021

PLAYER (YEARS)	YARDS
Billy Cannon (1957-59)	1,867
Eddie Fuller (1986-89)	1,816
Jacob Hester (2004-07)	1,780
Tyrion Davis-Price (2019-21)	1,744
Keiland Williams (2006-09)	1,699
Darrel Williams (2014-17)	1,651
Art Cantrelle (1969-71)	1,644
Hokie Gajan (1977-80)	1,563
Kenny Hilliard (2011-14)	1,557
Alley Broussard (2003-06)	1,537
Chris Dantin (1970-72)	1,502
Gene Knight (1943-46)	1,491
Don Schwab (1963-65)	1,424
Stevan Ridley (2008-10)	1,419
Michael Ford (2011-12)	1,392
Sammy Martin (1984-97)	1,359
Nick Brossette (2015-18)	1,345

YEAR-BY-YEAR INDIVIDUAL 100-YARD RUSHING GAMES

1937	1	1980	2
1938	0	1981	0
1939	0	1982	7
1940	1	1983	4
1941	1	1984	7
1942	2	1985	5
1943	8	1986	2
1944	0	1987	3
1945	5	1988	2
1946	2	1989	1
1947	2	1990	4
1948	0	1991	2
1949	3	1992	2
1950	2	1993	1
1951	2	1994	4
1952	2	1995	5
1953	2	1996	9
1954	2	1997	14
1955	3	1998	5
1956	2	1999	3
1957	3	2000	3
1958	2	2001	5
1959	2	2002	3
1960	0	2003	8
1961	3	2004	4
1962	0	2005	5
1963	4	2006	2
1964	3	2007	5
1965	3	2008	6
1966	0	2009	2
1967	3	2010	6
1968	0	2011	4
1969	3	2012	8
1970	2	2013	10
1971	3	2014	8
1972	2	2015	11
1973	2	2016	10
1974	3	2017	8
1975	1	2018	6
1976	7	2019	7
1977	11	2020	3
1978	8	2021	4
1979	3	TOTAL	318

CAREER

1.	76	Joe Burrow	2018-19
2.	69	Tommy Hodson	1986-89
3.	52	JaMarcus Russell	2004-06
4.	40	Herb Tyler	1995-98
5.	37	Matt Mauck	2001-03
6.	35	Zach Mettenberger	2011-13
7.	34	Jamie Howard	1992-95
8.	34	Jordan Jefferson	2008-11
9.	32	Jarrett Lee	2008-11
10.	31	Matt Flynn	2004-07
	31	Alan Risher	1980-82

CONSECUTIVE ATTEMPTS WITHOUT INTERCEPTION GAME

1.	49	Joe Burrow vs. Clemson	2019
	49	Tommy Hodson vs. Tennessee	1989
3.	48	Myles Brennan at Missouri	2020
4.	44	Jesse Daigle vs. Mississippi State	1991
5.	43	Rohan Davey vs. Tennessee	2001

CAREER (MIN. 100)

1.	187	Joe Burrow	2019
2.	175	Jayden Daniels	2022
3.	159	Joe Burrow	2018
4.	143	Max Johnson	2020
5.	137	Alan Risher	1982

LONGEST PASSES

1.	*94	Anthony Jennings to Travin Dural vs. Sam Houston State	2014
2.	*87	Danny Etling to Drake Davis vs. Syracuse	2017
3.	*82	Steve Enslinger to Carlos Carson vs. Georgia	1978
4.	81	Jamie Howard to Brett Bech vs. Ole Miss	1994
5.	*80	Danny Etling to DJ Chark vs. Southern Miss	2016
	*80	Anthony Jennings to Travin Dural vs. Wisconsin	2014
	*80	Josh Booty to Reggie Robinson vs. Western Carolina	2000
	*80	Tommy Hodson to Sammy Martin vs. Rice	1987
	*80	Jeff Wickersham to Eric Martin vs. Alabama	1983
	*80	Norm Stevens to Al Doggett vs. Kentucky	1952
	*80	Y.A. Tittle to Dan Sandifer vs. Georgia Tech	1946
12.	*79	Chad Loup to Todd Kinchen vs. Texas A&M	1990
13.	*78	Joe Burrow to Ja'Marr Chase vs. Texas A&M	2019
	*76	Jamie Howard to Brett Bech vs. Auburn	1994
	*76	Alan Risher to Orlando McDaniel vs. Florida State	1981

*-Denotes Touchdown

PASS YARDS PER ATTEMPT GAME

(Min. 20 plays)

1.	15.54	Joe Burrow vs. Northwestern State (373 yards · 24 plays)	2019
2.	15.48	Jamie Howard vs. Rice (356 yards · 23 plays)	1995
3.	14.59	JaMarcus Russell vs. Mississippi State (321 yards · 22 plays)	2006
4.	13.67	Zach Mettenberger vs. Furman (328 yards · 24 plays)	2013
5.	12.64	Joe Burrow vs. Oklahoma (493 yards · 39 plays)	2019
6.	12.20	Joe Burrow vs. Florida (293 yards · 23 plays)	2019
7.	12.08	Joe Burrow at Texas (471 yards · 49 plays)	2019
8.	11.68	Joe burrow vs. Arkansas (327 yards · 28 plays)	2019
9.	11.64	Joe Burrow at Ole Miss (489 yards · 42 plays)	2019
10.	11.59	Joe Burrow vs. UCF (394 yards · 34 plays)	2019

YARDS PER GAME

SEASON (MIN. 7 GAMES)

1.	378.1	Joe Burrow (5,671 · 15 games)	2019
2.	278.9	Rohan Davey (3,347 · 12 games)	2001
3.	256.8	Zach Mettenberger (3,082 · 12 games)	2013
4.	241.4	Tommy Hodson (2,655 · 11 games)	1989
5.	240.7	JaMarcus Russell (3,129 · 13 games)	2006
6.	234.6	Max Johnson (2,815 · 12 games)	2021
7.	231.1	Jeff Wickersham (2,542 · 11 games)	1983
8.	222.6	Joe Burrow (2,894 · 13 games)	2018
9.	213.3	Jamie Howard (1493 · 7 games)	1995
10.	212.2	Josh Booty (2,121 · 10 games)	2000

CAREER (MIN. 20 GAMES)

1.	305.9	Joe Burrow (8,565 · 28 games)	2018-19
2.	207.2	Tommy Hodson (9,115 · 44 games)	1986-89
3.	197.6	Josh Booty (3,951 · 20 games)	1999-2000
4.	192.8	Zach Mettenberger (5,783 · 30 games)	2011-13
5.	191.1	Danny Etling (4,586 · 24 games)	2016-17
6.	184.0	JaMarcus Russell (6,625 · 36 games)	2004-06
7.	182.1	Jeff Wickersham (6,921 · 38 games)	1982-85
8.	176.6	Rohan Davey (4,415 · 25 games)	1998-2001
9.	171.1	Jamie Howard (6,158 · 36 games)	1992-95
10.	166.6	Matt Mauck (3,831 · 23 games)	2001-03

WINS BY A STARTING QUARTERBACK

1.	31	Tommy Hodson (31-14-1)	1986-89
2.	27	Herb Tyler (27-11)	1995-98
3.	25	Joe Burrow (25-3)	2018-19
	25	JaMarcus Russell (25-4)	2004-06
	25	Warren Rabb (25-7)	1957-59

300-YARD+ PASSING GAMES

SEASON

1.	13	Joe Burrow	2019
2.	6	Rohan Davey	2001
3.	5	Max Johnson	2021
4.	3	Myles Brennan	2020
	3	Zach Mettenberger	2013
6.	2	Jayden Daniels	2022
	2	Joe Burrow	2018
	2	Matt Flynn	2007
	2	JaMarcus Russell	2006
	2	Matt Mauck	2003
	2	Jamie Howard	1995
	2	Tommy Hodson	1989
	2	Jeff Wickersham	1983

CAREER

1.	15	Joe Burrow	2018-19
2.	7	Rohan Davey	1998-2001
3.	6	Max Johnson	2020-21
4.	3	Myles Brennan	2020-present
	3	Zach Mettenberger	2011-13
	3	Jamie Howard	1992-95

500+ YARD PASSING GAMES (1)

NAME	OPPONENT	YARDS
Rohan Davey	Alabama, 2001	540

400-499 YARD PASSING GAMES (8)

NAME	OPPONENT	YARDS
Joe Burrow	Oklahoma, 2019*	493
Joe Burrow	Ole Miss, 2019	489
Joe Burrow	Texas, 2019	471
Joe Burrow	Clemson, 2019*	463
Rohan Davey	Illinois, 2001*	444
Tommy Hodson	Tennessee, 1989	438
Max Johnson	Ole Miss, 2020	435
Myles Brennan	Missouri, 2020	430

300-399 YARD PASSING GAMES (45)

NAME	OPPONENT	YARDS
Joe Burrow	Vanderbilt, 2019	398
Joe Burrow	UCF, 2018 *	394
Jesse Daigle	Mississippi State, 1991	394
Joe Burrow	Alabama, 2019	393
Rohan Davey	Kentucky, 2001	383
Tommy Hodson	Ole Miss, 1989	381
Joe Burrow	Northwestern State, 2019	373
Max Johnson	Central Michigan, 2021	372
Zach Mettenberger	Georgia, 2013	372
Jeff Wickersham	Mississippi State, 1983	368
Rohan Davey	Arkansas, 2001	359
Rohan Davey	Tennessee, 2001	356
Jamie Howard	Rice, 1995	356
Matt Flynn	Alabama, 2007	353
Joe Burrow	Texas A&M, 2019	352

Jayden Daniels

Joe Burrow	Georgia, 2019	349
Danny Etling	Texas A&M, 2017	347
Myles Brennan	Mississippi State, 2020	345
Joe Burrow	Utah State, 2019	344
Jeff Wickersham	Alabama, 1983	344
Zach Mettenberger	Mississippi State, 2013	340
Jamie Howard	Florida, 1995	339
Chad Loup	Arkansas, 1993	339
Myles Brennan	Vanderbilt, 2020	337
JaMarcus Russell	Notre Dame, 2006 *	332
Max Johnson	UCLA, 2021	330
JaMarcus Russell	Mississippi State, 2006	330
Zach Mettenberger	Furman, 2013	328
Marcus Randall	Troy, 2004	328
Joe Burrow	Arkansas, 2019	327
Joe Burrow	Mississippi State, 2019	327
Max Johnson	Auburn, 2021	325
Danny Etling	Texas A&M, 2016	324
Brandon Harris	Ole Miss, 2015	324
Joe Burrow	Auburn, 2019	321
Max Johnson	ULM, 2021	319
Matt Flynn	Auburn, 2007	319
Rohan Davey	Middle Tennessee, 2001	318
Rohan Davey	Tennessee, 2000	318
Jamie Howard	Southern Miss, 1994	314
Matt Mauck	Louisiana Tech, 2003	311
Alan Risher	Mississippi State, 1982	308
Joe Burrow	Rice, 2018	307
Max Johnson	Texas A&M, 2021	306
Matt Mauck	Western Illinois, 2003	305
Jayden Daniels	Tennessee, 2022	300

CONSECUTIVE 300-YARD+ PASSING GAMES

1.	9	Joe Burrow	2019
		327 at Mississippi State, 321 vs. Auburn, 393 at Alabama, 489 at Ole Miss, 327 vs. Arkansas, 352 vs. Texas A&M 349 vs. Georgia, 493 vs. Oklahoma, 363 vs. Clemson	
2.	4	Joe Burrow	2019
		471 at Texas, 373 vs. Northwestern State, 398 at Vanderbilt, 344 vs. Utah State	
3.	3	Myles Brennan	2020
		345 vs. Mississippi State, 337 at Vanderbilt, 430 at Missouri	
	3	Rohan Davey	2001
		528 at Alabama, 318 vs. Middle Tennessee, 359 vs. #24 Arkansas	
5.	2	Jayden Daniels	2022
		300 vs. #8 Tennessee, 349 at Florida	
	2	Max Johnson	2021
		319 vs. ULM, 306 vs. #14 Texas A&M	
	2	Zach Mettenberger	2013
		372 at #9 Georgia, 340 at Mississippi State	
	2	Matt Flynn	2007
		319 vs. #18 Auburn, 353 at #17 Alabama	
	2	Tommy Hodson	1989
		438 vs. #11 Tennessee, 381 at Ole Miss	
	2	Jeff Wickersham	1983
		344 vs. #19 Alabama, 368 vs. Mississippi State	

CATCHES

GAME

Table with 3 columns: Rank, Name, Yards. Includes players like Josh Reed (293 yards) and Justin Jefferson (308 yards).

* - SEC Record

SEASON

Table with 3 columns: Rank, Name, Yards. Includes Justin Jefferson (1,540 yards) and Josh Reed (1,740 yards).

CAREER

Table with 3 columns: Rank, Name, Yards. Includes Wendell Davis (2,708 yards) and Michael Clayton (2,582 yards).

YARDS

GAME

Table with 3 columns: Rank, Name, Yards. Includes Kaysnon Boutte vs. Ole Miss (14 catches) and Josh Reed at Alabama (19 catches).

* - SEC Record

SEASON

Table with 3 columns: Rank, Name, Yards. Includes Ja'Marr Chase (84 catches) and Josh Reed (94 catches).

* - SEC Record

CAREER

Table with 3 columns: Rank, Name, Yards. Includes Josh Reed (167 catches) and Wendell Davis (183 catches).

YARDS PER GAME

SEASON

Table with 3 columns: Rank, Name, Yards/Game. Includes Josh Reed (1,740 - 12 games) and Ja'Marr Chase (1,780 - 14 games).

* - SEC Record

YARDS PER CATCH

GAME

Table with 3 columns: Rank, Name, Yards per Catch. Includes Devery Henderson vs. Kentucky (5/201) and Carlos Carson vs. Rice (5/201).

SEASON

Table with 3 columns: Rank, Name, Yards per Catch. Includes Andy Hamilton (39/870) and DJ Chark (40/874).

(Min. 50 catches)

Table with 3 columns: Rank, Name, Yards per Catch. Includes Ja'Marr Chase (84/1,780) and Eric Martin (52/1,064).

(Min. 75 catches)

Table with 3 columns: Rank, Name, Yards per Catch. Includes Ja'Marr Chase (84/1,780) and Josh Reed (94/1,740).

* - SEC Record

TOUCHDOWN CATCHES

GAME

Table with 3 columns: Rank, Name, Yards. Includes Carlos Carson vs. Rice and Justin Jefferson vs. Oklahoma.

* - SEC Record

SEASON

Table with 3 columns: Rank, Name, Yards. Includes Ja'Marr Chase and Justin Jefferson.

* - SEC Record

CAREER

Table with 3 columns: Rank, Name, Yards. Includes Dwayne Bowe and Brandon LaFell.

CONSECUTIVE GAMES WITH A CATCH

Table with 3 columns: Rank, Name, Games. Includes Brandon LaFell (2006-09) and Michael Clayton (2001-03).

CONSECUTIVE GAMES WITH RECEIVING TD

Table with 3 columns: Rank, Name, Games. Includes Kayshon Boutte (2020-21) and Jarvis Landry (2012-13).

RECEPTIONS BY A RUNNING BACK

SEASON

Table with 3 columns: Rank, Name, Yards. Includes Clyde Edwards-Helaire (2019) and Garry James (1985).

CAREER

Table with 3 columns: Rank, Name, Yards. Includes Garry James (1982-85) and Dalton Hilliard (1984-85).

RECEPTIONS BY A TIGHT END

SEASON

Table with 3 columns: Rank, Name, Yards. Includes Thaddeus Moss (2019) and Mason Taylor (2022).

CAREER

Table with 3 columns: Rank, Name, Yards. Includes Richard Dickson (2006-09) and Mitch Andrews (1982-85).

YARDS RECEIVING BY A TIGHT END

SEASON

Table with 3 columns: Rank, Name, Yards. Includes Thaddeus Moss (2019) and David LaFleur (1996).

CAREER

Table with 3 columns: Rank, Name, Yards. Includes Richard Dickson (2006-09) and David LaFleur (1993-96).

TD RECEPTIONS BY A TIGHT END

SEASON

Table with 3 columns: Rank, Name, TDs. Includes Richard Dickson (2008) and Richard Dickson (2007).

9. 3 12 times (last: Mason Taylor, 2022)

CAREER

1.	10	Richard Dickson	2006-09
	10	Brad Boyd	1972-74
3.	7	Robert Royal	1998-01
4.	6	Foster Moreau	2015-18
	6	Eric Edwards	2000-03
	6	Brian Kinchen	1984-87

QUARTERBACK-RECEIVER TD COMBINATIONS

1.	24	Joe Burrow-Justin Jefferson
2.	23	Joe Burrow-Ja'Marr Chase
23		Ja'Marcus Russell-Dwayne Bowe
3.	21	Tommy Hodson-Wendell Davis
5.	15	Zach Mettenberger-Jarvis Landry
6.	14	Max Johnson-Kayshon Boutte
	14	Tommy Hodson-Tony Moss
	14	Matt Mauck-Devery Henderson
9.	13	Joe Burrow-Terrace Marshall Jr.
	13	Tommy Hodson-Eddie Fuller
	13	Rohan Davey-Josh Reed

100-YARD GAMES

SEASON

1.	11	Josh Reed	2001
2.	9	Ja'Marr Chase	2019
3.	8	Justin Jefferson	2019
4.	6	Josh Reed	2000
	6	Wendell Davis	1987
	6	Wendell Davis	1986
7.	5	Odell Beckham Jr.	2013
	5	Jarvis Landry	2013
	5	Tony Moss	1988
	5	Eric Martin	1983
	5	Andy Hamilton	1971

CAREER

1.	18	Josh Reed	1999-2001
2.	13	Wendell Davis	1984-87
3.	11	Eric Martin	1981-84
4.	10	Justin Jefferson	2017-19
5.	9	Ja'Marr Chase	2018-19
	9	Tony Moss	1986-89
	9	Andy Hamilton	1969-71
8.	8	Todd Kinchen	1989-91
9.	7	Odell Beckham Jr.	2011-13
	7	Michael Clayton	2001-03

300-YARD RECEIVING GAMES (1)

NAME	OPPONENT	YARDS (REC.)
Kayshon Boutte	Ole Miss, 2020	*308 (14)

* - SEC Record

200-299 YARD RECEIVING GAMES (14)

NAME	OPPONENT	YARDS (REC.)
Josh Reed	Alabama, 2001	293 (19)
Todd Kinchen	Mississippi State, 1991	248 (9)
Josh Reed	Illinois, 2001 *	239 (14)
Terrace Marshall Jr.	Missouri, 2020	235 (11)
Ja'Marr Chase	Vanderbilt, 2019	229 (10)
Justin Jefferson	Oklahoma, 2019*	227 (14)
Ja'Marr Chase	Ole Miss, 2019	227 (8)
Ja'Marr Chase	Clemson, 2019*	221 (9)
Eric Martin	Alabama, 1983	209 (8)
Wendell Davis	Ole Miss, 1986	208 (14)
Odell Beckham Jr.	Furman, 2013	204 (6)
Devery Henderson	Kentucky, 2002	201 (5)
Shedrick Wilson	Rice, 1995	201 (9)
Carlos Carson	Rice, 1977	201 (5)

100-199 YARD RECEIVING GAMES (198)

NAME	OPPONENT	YARDS (REC.)
Ja'Marr Chase	Texas A&M, 2019	197 (7)
Eddie Kennison	Utah State, 1993	195 (6)
Josh Reed	Auburn, 2001	186 (10)
Wendell Davis	North Carolina, 1986	184 (9)
Josh Reed	Arkansas, 2001	183 (7)
Odell Beckham Jr.	Mississippi State, 2013	179 (9)
Josh Reed	Ole Miss, 2000	173 (8)
Orlando McDaniel	Mississippi State, 1979	172 (3)
Jaray Jenkins	Texas A&M, 2021	169 (8)
Josh Reed	Auburn, 2000	167 (8)
Andy Hamilton	Iowa State, 1971*	165 (6)
Andy Hamilton	Baylor, 1970	165 (10)
Malik Nabers	Purdue, 2022*	163 (9)
Justin Jefferson	Texas, 2019	163 (9)
Michael Clayton	Western Illinois, 2003	162 (11)
Andy Hamilton	Tulane, 1971	161 (6)
Josh Reed	Kentucky, 2001	160 (8)
Jarvis Landry	Georgia, 2013	156 (10)
Justin Jefferson	Vanderbilt, 2019	155 (9)

Orlando McDaniel	Florida State, 1981	155 (5)
Reggie Robinson	Arkansas, 1999	154 (5)
Jerel Myers	Auburn, 1999	153 (13)
Abram Booty	Notre Dame, 1998	153 (8)
Andy Hamilton	Notre Dame, 1971	153 (7)
Michael Clayton	Louisiana-Monroe, 2003	152 (6)
Tommy Morel	Mississippi State, 1967	152 (11)
Travin Dural	Wisconsin, 2014	151 (3)
Wendell Davis	Cal State Fullerton, 1987	151 (8)
DJ Chark	Auburn, 2017	150 (5)
Brett Bech	Ole Miss, 1994	149 (6)
Kayshon Boutte	UCLA, 2021	148 (9)
Andy Hamilton	Ole Miss, 1971	148 (9)
Ja'Marr Chase	Texas, 2019	147 (8)
Josh Reed	Mississippi State, 2001	146 (10)
Josh Reed	Tennessee, 2000	146 (7)
Andy Hamilton	Nebraska, 1970*	146 (9)
Todd Kinchen	Miami (Ohio), 1990	145 (5)
Ja'Marr Chase	Arkansas, 2019	144 (6)
Demetrius Byrd	Alabama, 2007	144 (6)
Malik Nabers	ULM, 2021	143 (4)
Eric Martin	Kentucky, 1983	143 (7)
Warren Virgets	Vanderbilt, 1950	143 (4)
Ja'Marr Chase	Auburn, 2019	140 (6)
Travin Dural	Sam Houston State, 2014	140 (3)
Malachi Dupre	Louisville, 2016*	139 (7)
Josh Reed	Western Carolina, 2000	137 (5)
Larry Foster	Kentucky, 1998	137 (5)
Eric Martin	Washington, 1983	137 (7)
Odell Beckham Jr.	UAB, 2013	136 (3)
Deion Smith	LSU, 2021	135 (5)
Josh Reed	Tulane, 2001	135 (6)
Carlos Carson	Georgia, 1978	135 (5)
Terrace Marshall Jr.	Texas A&M, 2020	134 (10)
Rueben Randle	Arkansas, 2011	134 (9)
Brett Bech	Arkansas, 1993	134 (9)
Todd Kinchen	Texas A&M, 1990	133 (5)
Tony Moss	Alabama, 1988	133 (6)
Wendell Davis	Ole Miss, 1987	133 (6)
Travin Dural	Western Kentucky, 2015	132 (3)
Wendell Davis	South Carolina, 1987*	132 (9)
Wendell Davis	Texas A&M, 1986	132 (9)
DJ Chark	Arkansas, 2017	130 (4)
Michael Clayton	Alabama, 2003	130 (12)
Malik Nabers	UAB, 2022	129 (7)
Josh Reed	Alabama, 2000	129 (8)
Eddie Kennison	South Carolina, 1995	129 (9)
Andy Hamilton	Wisconsin, 1971	129 (5)
Dan Sandifer	Tulane, 1944	129 (4)
Malik Nabers	Georgia, 2022	128 (5)
Odell Beckham Jr.	Towson, 2012	128 (5)
Alvin Lee	Tennessee, 1988	128 (10)
Tony Moss	Ole Miss, 1988	128 (6)
Kayshon Boutte	Auburn, 2021	127 (6)
Ja'Marr Chase	Florida, 2019	127 (7)
Rueben Randle	Florida, 2011	127 (4)
Brandon LaFell	Troy, 2008	126 (12)
Michael Clayton	Alabama, 2001	126 (7)
Eric Martin	Mississippi State, 1983	126 (9)
Rueben Randle	Alabama, 2010	125 (3)
Brandon LaFell	Virginia Tech, 2007	125 (7)
Josh Reed	Tennessee, 2001	125 (7)
Scott Ray	Florida, 1992	125 (8)
Carlos Carson	Alabama, 1978	125 (5)
Justin Jefferson	Northwestern State, 2019	124 (5)
Travin Dural	Mississippi State, 2014	124 (6)
Josh Reed	Utah State, 2001	124 (5)
Jerel Myers	Ole Miss, 1999	124 (9)
Eddie Kennison	Michigan State, 1995*	124 (5)
Ja'Marr Chase	Auburn, 2019	123 (8)
Justin Jefferson	Florida, 2019	123 (10)
Terrace Marshall Jr.	Texas, 2019	123 (6)
Josh Reed	Florida, 2001	123 (6)
Larry Foster	Texas-El Paso, 1997	123 (7)
Tony Moss	Ohio, 1989	123 (7)
Wendell Davis	Georgia, 1987	123 (11)
Eric Martin	Mississippi State, 1984	123 (6)
Terrace Marshall Jr.	Mississippi State, 2020	122 (8)
Dwayne Bowe	Iowa, 2004*	122 (8)
Jarvis Landry	Ole Miss, 2013	121 (7)
Rueben Randle	Northwestern State, 2011	121 (5)
Wendell Davis	Notre Dame, 1986	121 (7)
Eric Martin	Florida State, 1982	121 (3)
Malachi Dupre	Mississippi State, 2014	120 (4)
Michael Clayton	Illinois, 2001*	120 (8)
Josh Reed	Middle Tennessee, 2001	120 (9)
Terrence Toliver	Louisiana Tech, 2007	119 (3)
Wendell Davis	Alabama, 1985	119 (3)
Odell Beckham Jr.	Georgia, 2013	118 (6)
Odell Beckham Jr.	TCU, 2013	118 (5)
Todd Kinchen	Florida State, 1991	118 (7)
Jarvis Landry	Auburn, 2013	118 (7)
Justin Jefferson	Arkansas, 2018	117 (6)
Terrence Toliver	Washington, 2009	117 (4)

Jerel Myers	Western Carolina, 2000	117 (6)
Shedrick Wilson	Auburn, 1995	117 (8)
Tony Moss	Florida State, 1989	117 (6)
Tony Moss	Ohio State, 1988	117 (6)
Abram Booty	Arkansas State, 1998	116 (7)
Abram Booty	Arkansas, 1997	116 (10)
Kayshon Boutte	Florida, 2022	115 (6)
Justin Jefferson	Georgia, 2019	115 (7)
Malachi Dupre	Florida, 2015	115 (4)
Early Doucet	Notre Dame, 2006*	115 (8)
Tony Moss	Miami, 1988	115 (7)
Devery Henderson	Mississippi State, 2003	114 (7)
Jerel Myers	Houston, 1999	114 (8)
Jarvis Landry	Arkansas, 2013	113 (8)
Josh Reed	Mississippi State, 2000	113 (10)
Eddie Kennison	Rice, 1995	113 (4)
Justin Jefferson	Ole Miss, 2019	112 (9)
Odell Beckham Jr.	Arkansas, 2012	112 (4)
Terrence Toliver	Texas A&M, 2010*	112 (5)
Eric Martin	Mississippi State, 1982	112 (5)
Malcolm Scott	Florida State, 1981	112 (8)
Tony Moss	Tulane, 1988	112 (5)
Kayshon Boutte	Alabama, 2020	111 (8)
Terrence Toliver	Florida, 2010	111 (6)
Dwayne Bowe	Kentucky, 2006	111 (6)
Larry Foster	Auburn, 1998	111 (10)
Eric Martin	Florida, 1984	111 (9)
Tommy Morel	Mississippi State, 1968	111 (6)
Brett Bech	Arkansas, 1994	110 (5)
Lonny Myles	Kentucky, 1969	110 (7)
Tommy Morel	Ole Miss, 1968	110 (6)
Malachi Dupre	Arkansas, 2015	109 (8)
Travin Dural	South Carolina, 2015	109 (4)
Jarvis Landry	TCU, 2013	109 (8)
Jarvis Landry	Mississippi State, 2012	109 (9)
Michael Clayton	Arizona, 2003	109 (6)
Devery Henderson	Florida, 2003	109 (5)
Eric Martin	Kentucky, 1982	109 (6)
Abner Wimberly	Ole Miss, 1948	109 (2)
Kayshon Boutte	Florida, 2020	108 (5)
Justin Jefferson	Georgia, 2018	108 (6)
Abram Booty	Idaho, 1998	108 (7)
Shedrick Wilson	Florida, 1995	108 (7)
Todd Kinchen	Ole Miss, 1989	108 (5)
Alvin Lee	Ohio State, 1988	108 (6)
Wendell Davis	Georgia, 1986	108 (8)
Eric Martin	Tennessee, 1982	108 (6)
Lee Hedges	Pacific, 1950	108 (3)
Kayshon Boutte	Georgia, 2022	107 (6)
Terrence Toliver	Ole Miss, 2009	107 (5)
Justin Jefferson	Clemson, 2019*	106 (9)
Rueben Randle	Auburn, 2011	106 (5)
Dwayne Bowe	Fresno State, 2006	106 (4)
Eric Martin	Florida, 1983	106 (5)
Darrel Williams	Ole Miss, 2017	105 (4)
DJ Chark	Troy, 2017	105 (4)
Michael Clayton	Kentucky, 2001	105 (9)
Tony Moss	Mississippi State, 1989	105 (3)
Carlos Carson	Rice, 1979	105 (6)
Brett Bech	Auburn, 1994	104 (3)
Chris Hill	Southern Miss, 1994	104 (5)
Herman Fontenot	Vanderbilt, 1984	104 (6)
DJ Chark	Chattanooga, 2017	103 (3)
Dwayne Bowe	Oregon State, 2004	103 (5)
Skyler Green	Louisiana Tech, 2003	103 (9)
Todd Kinchen	Kentucky, 1990	103 (4)
Rogie Magee	Ohio State, 1987	103 (5)
Gerald Keigley	Auburn, 1972	103 (5)
Andy Hamilton	Mississippi State, 1970	103 (2)
Andy Hamilton	Texas A&M, 1970	103 (4)
Lonny Myles	Mississippi State, 1969	103 (8)
Tommy Morel	Tulane, 1968	103 (10)
Tommy Morel	Florida State, 1968	103 (6)
Wendell Davis	Florida, 1987	102 (8)
Reggie Robinson	Mississippi State, 2000	102 (10)
Eddie Fuller	Ole Miss, 1989	102 (5)
Wendell Davis	Mississippi State, 1986	102 (6)
Brandon LaFell	Mississippi State, 2009	101 (6)
Early Doucet	Alabama, 2006	101 (7)
Craig Davis	Mississippi State, 2006	101 (6)
Devery Henderson	Auburn, 2003	101 (6)
Abram Booty	Florida, 1997	101 (4)
Todd Kinchen	Alabama, 1991	101 (7)
Tony Moss	Tulane, 1989	101 (5)
Wendell Davis	Alabama, 1987	101 (9)
Doug Moreau	Texas A&M, 1964	101 (6)
Dilton Richmond	Louisiana Normal, 1942	101 (3)
Brandon LaFell	Mississippi State, 2008	101 (7)
Malachi Dupre	Southern Miss, 2016	100 (3)
Josh Reed	Houston, 1999	100 (5)
Todd Kinchen	Georgia, 1990	100 (6)
Ken Kavanaugh	Vanderbilt, 1939	100 (5)

* - Denotes bowl game

CONSECUTIVE 100-YARD RECEIVING GAMES

1.	6	Josh Reed	2001	135 vs. Tulane, 124 vs. Utah State, 125 at #7 Tennessee, 123 vs. #2 Florida
2.	5	Ja'Marr Chase	2019	160 at Kentucky, 146 at Mississippi State, 123 vs. #9 Auburn, 140 at #3 Alabama, 227 at Ole Miss, 144 vs. Arkansas, 197 vs. Texas A&M
3.	4	Josh Reed	2001	293 at Alabama, 120 vs. Middle Tennessee
4.	3	Kayshon Boutte	2020	183 vs. #24 Arkansas, 186 vs. #25 Auburn, 111 vs. #1 Alabama, 108 at #6 Florida, 305 vs. Ole Miss
3		Justin Jefferson	2019	115 vs. #4 Georgia, 227 vs. #4 Oklahoma*, 106 vs. #3 Clemson*
3		Michael Clayton	2003	152 vs. Louisiana-Monroe, 109 at Arizona, 162 vs. Western Carolina
3		Josh Reed	2000	113 vs. #13 Mississippi State, 129 at Alabama, 173 at Ole Miss
3		Andy Hamilton	1971	153 vs. #7 Notre Dame, 161 vs. Tulane, 165 vs. Iowa State*
3		Tommy Morel	1968	111 vs. Mississippi State, 103 at Tulane, 103 vs. #19 Florida State
10.	2	Malik Nabers	2022	128 vs. #1 Georgia, 163 vs. Purdue
2		Justin Jefferson	2019	155 vs. Utah State, 123 vs. #7 Florida
2		Ja'Marr Chase	2019	147 at #9 Texas, 229 at Vanderbilt
2		Justin Jefferson	2019	at #9 Texas, 124 vs. Northwestern State
2		Travin Dural	2014	151 vs. #14 Wisconsin, 140 vs. Sam Houston State
2		Odell Beckham Jr.	2013	118 at #9 Georgia, 179 at Mississippi State
2		Jarvis Landry	2013	118 vs. Auburn, 156 at #9 Georgia
2		Odell Beckham Jr.	2013	118 vs. #20 TCU, 136 vs. UAB
2		Dwayne Bowe	2004	111 vs. Kentucky, 106 vs. Fresno State
2		Devery Henderson	2003	114 at Mississippi State, 109 at Florida
2		Eddie Kennison	1995	113 vs. Rice, 129 at South Carolina
2		Shedrick Wilson	1995	117 vs. #5 Auburn, 201 vs. Rice
2		Todd Kinchen	1991	101 vs. #6 Alabama, 248 vs. Mississippi State
2		Todd Kinchen	1990	100 vs. Georgia, 145 vs. Miami (Ohio)
2		Tony Moss	1989	105 vs. Mississippi State, 101 at Tulane
2		Tony Moss	1989	117 vs. Florida State, 123 vs. Ohio
2		Tony Moss	1988	115 vs. #3 Miami (Fla.), 112 vs. Tulane
2		Tony Moss	1988	128 vs. Ole Miss, 133 at #18 Alabama
2		Alvin Lee	1988	128 at Tennessee, 108 at #18 Ohio State
2		Wendell Davis	1987	133 at Ole Miss, 101 vs. #13 Alabama
2		Wendell Davis	1987	102 vs. #19 Florida, 123 at #16 Georgia
2		Wendell Davis	1986	102 at Mississippi State, 121 vs. Notre Dame
2		Wendell Davis	1986	184 vs. North Carolina, 133 vs. Ole Miss
2		Eric Martin	1983	209 vs. #19 Alabama, 126 vs. Mississippi State
2		Eric Martin	1983	137 vs. #9 Washington, 106 vs. #12 Florida
2		Eric Martin	1982	112 at Mississippi State, 121 vs. #7 Florida State
2		Eric Martin	1982	108 vs. Tennessee, 109 at Kentucky

*- Denotes bowl game

CONSECUTIVE 100-YARD RECEIVING GAMES

PLAYER	YEAR	STREAK
Josh Reed	2001	6
Ja'Marr Chase	2019	5
Josh Reed	2001	4
Kayshon Boutte	2020	3
Ja'Marr Chase	2019	3
Michael Clayton	2003	3
Josh Reed	2000	3
Andy Hamilton	1971	3
Tommy Morel	1968	3
Malik Nabers	2022	2
Justin Jefferson	2019 (2x)	2
Ja'Marr Chase	2019 (Games 3-4)	2
Travin Dural	2014	2
Odell Beckham Jr.	2013 (2x)	2
Jarvis Landry	2013	2
Dwayne Bowe	2004	2
Devery Henderson	2003	2
Eddie Kennison	1995	2
Shedrick Wilson	1995	2
Todd Kinchen	1991	2
Todd Kinchen	1990	2
Tony Moss	1989 (2x)	2
Alvin Lee	1988	2
Tony Moss	1988 (2x)	2
Wendell Davis	1987 (2x)	2
Wendell Davis	1986 (2x)	2
Eric Martin	1983 (2x)	2
Eric Martin	1982 (2x)	2

1,000-YARD RECEIVERS · SEASON (10)

PLAYER	YEAR	YARDS	CATCHES	AVG	GAMES TO 1,000
Ja'Marr Chase	2019	1,780	84	21.2	10
Josh Reed	2001	1,740	94	18.5	8
Justin Jefferson	2019	1,540	111	13.9	10
Wendell Davis	1986	1,244	80	15.6	9
Jarvis Landry	2013	1,193	77	15.5	11
Odell Beckham Jr.	2013	1,152	59	19.5	9
Josh Reed	2000	1,127	65	17.3	10
Michael Clayton	2003	1,079	78	13.8	13
Eric Martin	1983	1,064	52	20.5	10
Malik Nabers	2022	1,017	72	14.13	14

SAME GAME 100-YARD RECEIVING PERFORMANCES (18)

NAMES (REC./YDS.)	OPPONENT, SEASON	COMBINED REC./YDS.
Malik Nabers (5/128) and Kayshon Boutte (6/107)	vs. Georgia, 2022	11/235
Ja'Marr Chase (9/221) and Justin Jefferson (9/106)	vs. Clemson, 2019*	18/327
Ja'Marr Chase (8/227) and Justin Jefferson (9/112)	at Ole Miss, 2019	17/339
Ja'Marr Chase (7/127) and Justin Jefferson (10/123)	vs. Florida, 2019	17/250
Justin Jefferson (9/163), Ja'Marr Chase (8/147), Terrace Marshall Jr. (6/123)	at Texas, 2019	23/433
Travin Dural (6/124) and Malachi Dupre (4/120)	Mississippi State, 2014	10/244
Jarvis Landry (10/156) and Odell Beckham Jr. (6/118)	Georgia, 2013	16/274
Odell Beckham Jr. (5/118) and Jarvis Landry (8/109)	TCU, 2013	13/227
Josh Reed (14/239) and Michael Clayton (8/120)	Illinois, 2001*	22/359
Josh Reed (19/293) and Michael Clayton (7/126)	Alabama, 2001	26/419
Josh Reed (8/160) and Michael Clayton (9/105)	Kentucky, 2001	17/265
Josh Reed (10/113) and Reggie Robinson (10/102)	Mississippi State, 2000	20/215
Josh Reed (5/137) and Jarel Myers (6/117)	Western Carolina, 2000	11/254
Jarel Myers (8/114) and Josh Reed (5/100)	Houston, 1999	13/214
Sheddrick Wilson (9/201) and Eddie Kennison (4/113)	Rice, 1995	13/314
Tony Moss (6/117) and Alvin Lee (6/108)	Ohio State, 1988	12/225
Todd Kinchen (5/108) and Eddie Fuller (5/102)	Ole Miss, 1989	10/210
Orlando McDaniel (5/155) and Malcolm Scott (8/112)	Florida State, 1981	13/267

* - denotes bowl game

YEAR-BY-YEAR INDIVIDUAL 100-YARD RECEIVING GAMES

1939	1	1980	0	2002	1
1940-41	0	1981	2	2003	8
1942	1	1982	4	2004	2
1943	0	1983	5	2005	0
1944	1	1984	3	2006	5
1945-47	0	1985	1	2007	3
1948	1	1986	6	2008	2
1949	0	1987	7	2009	3
1950	2	1988	7	2010	3
1951-63	0	1989	6	2011	4
1964	1	1990	4	2012	3
1965-66	0	1991	3	2013	10
1967	1	1992	1	2014	4
1968	5	1993	2	2015	4
1969	2	1994	4	2016	2
1970	4	1995	6	2017	5
1971	5	1996	0	2018	2
1972	1	1997	3	2019	18
1973-76	0	1998	5	2020	6
1977	1	1999	5	2021	5
1978	2	2000	8	2022	5
1979	2	2001	14	TOTAL	221

PLAYS

GAME

1.	67	Joe Burrow vs. Texas A&M (29 rush, 38 pass)	2018
2.	65	Max Johnson vs. Ole Miss (14 rush, 51 pass)	2020
3.	63	Joe Burrow vs. Clemson (14 rush, 49 pass)	2019
4.	61	Josh Booty vs. Auburn (3 rush, 58 pass)	1999
5.	60	Jayden Daniels vs. Tennessee (16 rush, 44 pass)	2022
6.	57	Max Johnson at UCLA (11 rush, 46 pass)	2021
	57	Myles Brennan (11 rush, 46 pass)	2020
	57	Brandon Harris at Ole Miss (6 rush, 51 pass)	2015
9.	56	Matt Flynn vs. Arkansas (9 rush, 47 pass)	2007
	56	Marcus Randall vs. Texas (11 rush, 45 pass)	2002

SEASON

1.	*642	Joe Burrow (115 rush, 527 pass)	2019
2.	573	Jayden Daniels (186 rush, 387 pass)	2022
3.	507	Joe Burrow (128 rush, 379 pass)	2018
4.	459	Matt Flynn (100 rush, 359 pass)	2007
5.	451	Max Johnson (78 rush, 373 pass)	2021
6.	437	Matt Mauck (79 rush, 358 pass)	2003
7.	414	Jeff Wickersham (68 rush, 346 pass)	1985
8.	408	Jordan Jefferson (112 rush, 296 pass)	2009
9.	405	Rohan Davey (38 rush, 367 pass)	2001
10.	399	Zach Mettenberger (47 rush, 352 pass)	2012

* - SEC Record

CAREER

1.	1,307	Tommy Hodson (144 rush, 1,163 pass)	1986-89
2.	1,181	Jeff Wickersham (176 rush, 1,005 pass)	1982-85
3.	1,149	Joe Burrow (243 rush, 906 pass)	2018-19
4.	1,063	Jamie Howard (129 rush, 934 pass)	1992-95
5.	1,037	Jordan Jefferson (359 rush, 678 pass)	2008-11
6.	1,006	Herb Tyler (291 rush, 715 pass)	1995-98
7.	992	Alan Risher (377 rush, 615 pass)	1980-82
8.	936	JaMarcus Russell (139 rush, 797 pass)	2004-06
9.	884	Dalton Hilliard (882 rush, 2 pass)	1982-85
10.	859	Kevin Faulk (856 rush, 3 pass)	1995-98

TOTAL YARDS

GAME

1.	540	Rohan Davey at Alabama (12 rush, 528 pass)	2001
2.	521	Joe Burrow vs. Clemson (58 rush, 463 pass)	2019
3.	515	Joe Burrow at Ole Miss (26 rush, 489 pass)	2019
4.	514	Joe Burrow vs. Oklahoma (21 rush, 493 pass)	2019
5.	480	Max Johnson vs. Ole Miss (45 rush, 435 pass)	2020
6.	479	Joe Burrow at Texas (8 rush, 471 pass)	2019
7.	457	Joe Burrow at Alabama (64 rush, 393 pass)	2019
8.	433	Tommy Hodson vs. Tennessee (-5 rush, 438 pass)	1989
9.	428	Myles Brennan vs. Missouri (-2 rush, 430 pass)	2020
10.	418	Joe Burrow vs. UCF (24 rush, 394 pass)	2018

SEASON

1.	^6,039	Joe Burrow (358 rush, 5,671 pass)	2019
2.	3,798	Jayden Daniels (885 rush, 2,913 pass)	2022
	3,351	Rohan Davey (4 rush, 3,347 pass)	2001
3.	3,293	Joe Burrow (399 rush, 2,894 pass)	2018
4.	3,271	JaMarcus Russell (142 rush, 3,129 pass)	2006
5.	2,949	Zach Mettenberger (-133 rush, 3,082 pass)	2013
6.	2,922	Matt Mauck (97 rush, 2,825 pass)	2003
7.	2,774	Max Johnson (-41 rush, 2,815 pass)	2021
8.	2,622	Matt Flynn (215 rush, 2,407 pass)	2007
9.	2,604	Tommy Hodson (-51 rush, 2,655 pass)	1989
10.	2,591	Danny Etling (128 rush, 2,463 pass)	2017

^ - NCAA Record

CAREER

1.	9,332	Joe Burrow (676 rush, 8,565 pass)	2018-19
2.	8,938	Tommy Hodson (-177 rush, 9,115 pass)	1986-89
3.	6,705	Jeff Wickersham (-216 rush, 6,921 pass)	1982-85
4.	6,704	JaMarcus Russell (79 rush, 6,625 pass)	2004-06
5.	6,654	Herb Tyler (778 rush, 5,876 pass)	1995-98
6.	6,010	Jamie Howard (-148 rush, 6,158 pass)	1992-95
7.	5,751	Jordan Jefferson (1,018 rush, 4,733 pass)	2008-11
8.	5,470	Zach Mettenberger (-313 rush, 5,783 pass)	2011-13
9.	5,127	Alan Risher (542 rush, 4,585 pass)	1980-82
10.	4,760	Danny Etling (174 rush, 4,586 pass)	2016-17

YARDS PER GAME

SEASON

1.	*402.6	Joe Burrow (6,039 in 15 games)	2019
2.	279.3	Rohan Davey (3,351 in 12 games)	2001
3.	271.3	Jayden Daniels (3,798 in 14 games)	2022
4.	253.3	Joe Burrow (3,293 in 13 games)	2018
5.	251.6	JaMarcus Russell (3,271 in 13 games)	2006
6.	245.8	Zach Mettenberger (2,949 in 12 games)	2013
7.	236.7	Tommy Hodson (2,604 in 11 games)	1989
8.	231.2	Max Johnson (2,774 in 12 games)	2021
9.	221.5	Jeff Wickersham (2,436 in 11 games)	1983
10.	220.0	Herb Tyler (2,200 in 10 games)	1998

* - SEC Record

CAREER (MIN. 20 GAMES)

1.	333.3	Joe Burrow (9,332 in 28 games)	2018-19
2.	203.1	Tommy Hodson (8,938 in 44 games)	1986-89
3.	198.3	Danny Etling (4,760 in 24 games)	2016-17
4.	193.4	Josh Booty (3,868 in 20 games)	1999-00
5.	186.2	JaMarcus Russell (6,704 in 36 games)	2004-06
6.	184.8	Herb Tyler (6,654 in 20 games)	1995-98
7.	182.3	Zach Mettenberger (5,470 in 30 games)	2011-13
8.	181.6	Matt Mauck (4,176 in 23 games)	2001-03
9.	179.7	Rohan Davey (4,492 in 25 games)	1998-01
10.	176.4	Jeff Wickersham (6,705 in 38 games)	1982-85

MOST TOUCHDOWNS

RESPONSIBLE FOR

GAME

1.	*8	Joe Burrow vs. Oklahoma (1 rush, 7 pass)	2019
2.	6	Jayden Daniels at Florida (3 rush, 3 pass)	2022
	6	Joe Burrow vs. Clemson (1 rush, 5 pass)	2019
	6	Joe Burrow vs. Utah State (1 rush, 5 pass)	2019
	6	Joe Burrow at Vanderbilt (6 pass)	2019
	6	Joe Burrow vs. Texas A&M (3 rush, 3 pass)	2018
6.	5	Jayden Daniels vs. Ole Miss (3 rush, 2 pass)	2022
	5	Max Johnson vs. Central Michigan (5 pass)	2020
	5	Max Johnson vs. Ole Miss (3 pass, 2 rush)	2020
	5	Joe Burrow at Ole Miss (5 pass)	2019
	5	Joe Burrow vs. Georgia Southern (5 pass)	2019
	5	Leonard Fournette vs. Texas Tech (4 rush, 1 rec)	2015
	5	Brandon Harris vs. New Mexico St. (3 pass, 2 rush)	2014
	5	Zach Mettenberger vs. UAB (5 pass)	2013
	5	Herb Tyler vs. Kentucky (3 rush, 2 pass)	1998
	5	Kevin Faulk at Kentucky (5 rush)	1997
	5	Tommy Hodson vs. Tennessee (4 pass, 1 rush)	1989
	5	Carlos Carson vs. Rice (5 rec)	1977

* - SEC Record

SEASON

1.	^65	Joe Burrow (5 rush, 60 pass)	2019
2.	29	JaMarcus Russell (1 rush, 28 pass)	2006
	29	Matt Mauck (1 rush, 28 pass)	2003
4.	28	Jayden Daniels (11 rush, 17 pass, 1 rec.)	2022
	28	Max Johnson (1 rush, 27 pass)	2021
6.	25	Matt Flynn (4 rush, 21 pass)	2007
	25	Herb Tyler (7 rush, 18 pass)	1998
8.	24	Tommy Hodson (2 rush, 22 pass)	1989
9.	23	Joe Burrow (7 rush, 16 pass)	2018
	23	Leonard Fournette (22 rush, 1 rec)	2015

^ - NCAA Record

CAREER

1.	88	Joe Burrow (12 rush, 76 pass)	2018-19
2.	71	Tommy Hodson (2 rush, 69 pass)	1986-89
3.	63	Herb Tyler (23 rush, 40 pass)	1995-98
4.	56	JaMarcus Russell (4 rush, 52 pass)	2004-06
5.	53	Kevin Faulk (46 rush, 4 rec, 2 PR, 1 KOR)	1995-98
6.	50	Dalton Hilliard (44 rush, 6 rec)	1982-85
7.	46	Jordan Jefferson (12 rush, 34 pass)	2008-11
8.	44	Alan Risher (13 rush, 31 pass)	1980-82
9.	42	Leonard Fournette (40 rush, 1 rec, 1 KOR)	2014-16
10.	40	Matt Mauck (3 rush, 37 pass)	2001-03
	40	Charles Alexander (40 rush)	1975-78

LSU'S ALL-TIME STARTING QUARTERBACK CAREER RECORD (SINCE 1957)

YEARS	QB	CAREER RECORD BY WINS
1986-89	Tommy Hodson	31-14-1
1995-98	Herb Tyler	27-11
2004-06	JaMarcus Russell	26-4
2018-19	Joe Burrow	25-3
1957-59	Warren Rabb	25-7
2008-11	Jordan Jefferson	24-8
1983-85	Jeff Wickersham	21-12-2
1960-62	Jimmy Field	20-6-2
2011-13	Zach Mettenberger	19-6
2001-03	Matt Mauck	18-2
1980-82	Alan Risher	17-14-2
2016-17	Danny Etling	16-7
2008-11	Jarrett Lee	14-4
1977-79	David Woodley	14-7
1963-65	Pat Screen	13-3-1
1970-72	Bert Jones	12-4-1
1999-01	Rohan Davey	12-5
1992-95	Jamie Howard	12-19-1
2004-07	Matt Flynn	11-2
1967-69	Mike Hillman	11-2
1966-68	Fred Haynes	11-5-1
1976-79	Steve Ensminger	11-6
2022-present Jayden Daniels		10-4
1972-73	Mike Miley	9-3
1969-70	Buddy Lee	9-3
2014-16	Brandon Harris	9-5
2013-15	Anthony Jennings	9-4
1965-67	Nelson Stokley	9-5-1
1975-77	Pat Lyons	9-8-1
2020-21	Max Johnson	8-6
1999-00	Josh Booty	8-10
1963-65	Billy Ezell	7-5
1990-93	Chad Loup	7-10
1970-72	Paul Lyons	6-1
2002-04	Marcus Randall	6-7
1960-62	Lynn Amedee	4-0-1
1973-74	Billy Broussard	4-5-1
2008	Andrew Hatch	3-0
1990	Sol Graves	3-2
2020	TJ Finley	2-3
2007	Ryan Perrilloux	2-0
1990-92	Jesse Daigle	2-4
2020	Myles Brennan	1-2
2002	Rick Clausen	1-0
1979-80	Robert Mahfouz	1-0
1974-76	Carl Otis Trimble	1-0
1967-69	Jimmy Gilbert	1-0
1998-99	Craig Nall	1-1
1975-77	Bobby Moreau	1-1
1985-88	Mickey Guidry	0-1
1995-97	Melvin Hill	0-3

LSU'S ALL-TIME STARTING QUARTERBACK RECORD BY SEASON (SINCE 1957)

YEAR	STARTING QUARTERBACK	RECORD
1957	Warren Rabb	5-5
1958	Warren Rabb	11-0
1959	Warren Rabb	9-2
1960	Jimmy Field	2-4
	Lynn Amedee	3-0-1
1961	Jimmy Field	10-1
1962	Jimmy Field	8-1-1
	Lynn Amedee	1-0
1963	Billy Ezell	4-3
	Pat Screen	3-1
1964	Pat Screen	5-0-1
	Billy Ezell	3-2
1965	Pat Screen	5-2
	Nelson Stokley	3-1
1966	Fred Haynes	4-3-1
	Nelson Stokley	1-1
1967	Nelson Stokley	5-3-1
	Fred Haynes	2-0
1968	Fred Haynes	5-2
	Mike Hillman	2-1
	Jimmy Gilbert	1-0
1969	Mike Hillman	9-1
1970	Buddy Lee	9-3
1971	Paul Lyons	6-1
	Bert Jones	3-2
1972	Bert Jones	9-2-1
1973	Mike Miley	9-3
1974	Billy Broussard	4-5-1
	Carl Otis Trimble	1-0
1975	Pat Lyons	4-5
	Bobby Moreau	1-1
1976	Pat Lyons	5-3-1
	Steve Ensminger	2-0
1977	Steve Ensminger	7-4
	David Woodley	1-0
1978	David Woodley	8-4
1979	David Woodley	5-3
	Steve Ensminger	2-2
1980	Alan Risher	6-4
	Robert Mahfouz	1-0
1981	Alan Risher	3-7-1
1982	Alan Risher	8-3-1
1983	Jeff Wickersham	4-7
1984	Jeff Wickersham	8-3-1
1985	Jeff Wickersham	9-2-1
1986	Tommy Hodson	9-3
1987	Tommy Hodson	10-0-1
	Mickey Guidry	0-1
1988	Tommy Hodson	8-4
1989	Tommy Hodson	4-7
1990	Sol Graves	3-2
	Chad Loup	2-4
1991	Chad Loup	3-3
	Jesse Daigle	2-3
1992	Chad Loup	2-2
	Jamie Howard	0-6
	Jesse Daigle	0-1
1993	Jamie Howard	5-5
	Chad Loup	0-1
1994	Jamie Howard	4-5
	Melvin Hill	0-2
1995	Herb Tyler	4-0
	Jamie Howard	3-3-1
	Melvin Hill	0-1
1996	Herb Tyler	10-2
1997	Herb Tyler	9-3
1998	Herb Tyler	4-6
	Craig Nall	0-1
1999	Craig Nall	1-0
	Rohan Davey	1-1
	Josh Booty	1-7
2000	Josh Booty	7-3
	Rohan Davey	1-1
2001	Rohan Davey	10-3
2002	Matt Mauck	5-1
	Marcus Randall	2-4
	Rick Clausen	1-0
2003	Matt Mauck	13-1
2004	JaMarcus Russell	5-0
	Marcus Randall	4-3
2005	JaMarcus Russell	10-2
	Matt Flynn	1-0
2006	JaMarcus Russell	11-2
2007	Matt Flynn	10-2
	Ryan Perrilloux	2-0
2008	Jarrett Lee	4-4
	Andrew Hatch	3-0
	Jordan Jefferson	1-1
2009	Jordan Jefferson	8-4
	Jarrett Lee	1-0
2010	Jordan Jefferson	11-2
2011	Jarrett Lee	9-0
	Jordan Jefferson	4-1
2012	Zach Mettenberger	10-3
2013	Zach Mettenberger	9-3
	Anthony Jennings	1-0
2014	Anthony Jennings	8-4
	Brandon Harris	0-1
2015	Brandon Harris	9-3
2016	Danny Etling	7-3
	Brandon Harris	1-1
2017	Danny Etling	9-4
2018	Joe Burrow	10-3
2019	Joe Burrow	15-0
2020	Max Johnson	2-0
	TJ Finley	2-3
	Myles Brennan	1-2
2021	Max Johnson	6-6
	Jontre Kirklin	0-1
2022	Jayden Daniels	10-4

ALL PURPOSE YARDS**GAME**

1.	376	Kevin Faulk vs. Houston (246 rush, 8 rec., 106 PR, 16 KOR)	1996
2.	338	Josh Reed at Alabama (293 rec., 5 PR, 40 KOR)	2001
3.	331	Odell Beckham Jr. vs. UAB (15 rush, 136 rec., 59 PR, 21 KOR, 100 FGR)	2013
4.	309	Leonard Fournette vs. Ole Miss (284 rush, 25 rec.)	2016
5.	308	Kayshon Boutte vs. Ole Miss (308 rec.)	2020
6.	300	Cecil Collins vs. Auburn (232 rush, 11 rec., 57 KOR)	1997
7.	298	Devery Henderson at Kentucky (10 rush, 201 rec., 87 KOR)	2002
8.	290	Odell Beckham Jr. at Mississippi State (179 rec., 111 KOR)	2013
9.	289	Odell Beckham Jr. at Georgia (118 rec., -4 PR, 175, KOR)	2013
10.	287	Tyrion Davis-Price vs. Florida (287 rush)	2021

SEASON

1.	2,315	Odell Beckham Jr. (58 rush, 1,152 rec., 160 PR, 845 KOR, 100 FGR)	2013
2.	2,206	Leonard Fournette (1,953 rush, 253 rec.)	2015
3.	2,120	Domanick Davis (31 rush, 130 rec., 499 PR, 560 KOR)	2002
4.	2,109	Kevin Faulk (1,279, rush, 287 rec., 265 PR, 278 KOR)	1998
5.	2,104	Kevin Faulk (1,282 rush, 134 rec., 375 PR, 313 KOR)	1996
6.	2,081	Clyde Edwards-Helaire (1,414 rush, 453 rec., 214 KOR)	2019
7.	2,018	Clyde Edwards-Helaire (1,414 rush, 453 rec., 214 KOR)	2019
8.	1,860	Josh Reed (7 rush, 1,740 rec., 5 PR, 108 KOR)	2001
9.	1,786	Leonard Fournette (1,034 rush, 127 rec., 625 KOR)	2014
10.	1,785	Ja'Marr Chase (5 rush, 1,780 rec.)	2019

Career

1.	*6,883	Kevin Faulk (4,557 rush, 600 rec., 832 PR, 844 KOR)	1995-98
2.	5,743	Domanick Davis (2,056 rush, 393 rec., 1,126 PR, 2,168 KOR)	1999-2002
3.	5,326	Dalton Hilliard (4,050 rush, 1,133 rec., 143 KOR)	1982-85
4.	4,981	Leonard Fournette (3,830 rush, 526 rec., 625 KOR)	2014-16
5.	4,513	Charles Alexander (4,035 rush, 431 rec., 47 KOR)	1975-78
6.	4,118	Odell Beckham Jr. (77 rush, 2,340 rec., 557 PR, 1,044 KOR, 100 FGR)	2011-13
7.	4,066	Harvey Williams (2,860 rush, 674 rec., 532 KOR)	1986-90
8.	4,019	LSU (3,074 rush, 250 rec., 695 KOR)	2015-17
9.	3,833	Eric Martin (357 rush, 2,625 rec., 851 KOR)	1981-84
10.	3,819	Eddie Kennison (140 rush, 1,554 rec., 947 PR, 1,178 KOR)	1993-95

* - SEC Record

ALL PURPOSE YARDS PER GAME**SEASON**

1.	*191.7	Kevin Faulk (1,279 rush, 287 rec., 265 PR, 278 KOR in 11 games)	1998
2.	191.3	Kevin Faulk (1,282 rush, 134 rec., 375 PR, 313 KOR in 11 games)	1996
3.	183.8	Leonard Fournette (1,953 rush, 253 rec. in 12 games)	2015
4.	182.9	Kevin Faulk (1,144 rush, 93 rec., 192 PR, 217 KOR in 9 games)	1997
5.	178.1	Odell Beckham Jr. (58 rush, 1,152 rec., 160 PR, 845 KOR in 13 games)	2013

* - SEC Record

CAREER

1.	166.7	Kevin Faulk (6,833 yards in 41 games)	1995-98
2.	155.7	Leonard Fournette (4,981 yards in 32 games)	2014-16
3.	137.2	Odell Beckham Jr. (4,118 yards in 30 games)	2011-13

SCORING - POINTS**GAME**

1.	30	Leonard Fournette vs. Texas Tech (5 TDs)	2015
	30	Kevin Faulk at Kentucky (5 TDs)	1997
	30	Carlos Carson vs. Rice (5 TDs)	1977
4.	26	Harvey Williams vs. Miami (Ohio) (4 TDs, 1 2-PT Conv.)	1990
	26	Wendell Harris vs. Tulane (3 TDs, 1 FG, 2 PAT)	1961
6.	24	14 players Last: Justin Jefferson (4 TDs)	2019

SEASON

1.	152	Cade York (21 FG, 89 PAT)	2019
2.	147	Colt David (1 TD, 26 FG, 63 PAT)	2007
3.	138	Leonard Fournette (34 TDs)	2015
4.	129	Cole Tracy (29 FG, 42 PAT)	2018
5.	122	Ja'Marr Chase (20 TD, 1 2-PT Conv.)	2019
6.	120	Josh Jasper (28 FG, 36 PAT)	2010
7.	114	LaBrandon Toefield (19 TD)	2001
8.	110	Drew Alleman (16 FG, 62 PAT)	2011
9.	108	Justin Jefferson (18 TD)	2019
	108	Charles Scott (18 TD)	2008

CAREER

1.	369	Colt David (54 FG, 201 PAT, 1 TD)	2005-08
2.	326	Cade York (54 FG, 164 PAT)	2018-21
3.	318	Kevin Faulk (53 TDs)	1995-98
4.	302	Dalton Hilliard (50 TDs, 1 2-PT Conv.)	1982-85
5.	292	David Brownndyke (61 FG, 109 PAT)	1986-89
6.	279	John Corbello (50 FG, 129 PAT)	1999-02
7.	254	Charles Alexander (42 TDs, 1 2-PT Conv.)	1975-78
8.	252	Leonard Fournette (42 TDs)	2014-16
9.	235	Colby Delahoussaye (35 FG, 130 PAT)	2013-16
10.	217	Drew Alleman (37 FG, 106 PAT)	2011-12

SCORING - TOUCHDOWNS**GAME**

1.	5	Leonard Fournette vs. Texas Tech	2015
	5	Kevin Faulk at Kentucky	1997
	5	Carlos Carson vs. Rice	1977
4.	4	Justin Jefferson vs. Oklahoma	2019
	4	Clyde Edwards-Helaire at Alabama	2019
	4	Ja'Marr Chase at Vanderbilt	2019
	4	LSU at Texas A&M	2016
	4	Odell Beckham Jr. vs. UAB	2013
	4	LaBrandon Toefield vs. Utah State	2001
	4	Rondell Mealey vs. New Mexico State	1996
	4	Harvey Williams vs. Miami (Ohio)	1990
	4	Dalton Hilliard at Kentucky	1984
	4	Charles Alexander vs. Oregon	1977
	4	Ken Kavanaugh Sr. at Holy Cross	1939

SEASON

1.	23	Leonard Fournette	2015
2.	20	Ja'Marr Chase	2019
3.	19	LaBrandon Toefield	2001
4.	18	Justin Jefferson	2019
	18	Charles Scott	2008
6.	17	Clyde Edwards-Helaire	2019
	17	Kevin Faulk	1997
	17	Charles Alexander	1997
9.	16	Dalton Hilliard	1982
	16	Charles Alexander	1978
	16	Jeremy Hill	2013

CAREER

1.	53	Kevin Faulk	1995-98
2.	50	Dalton Hilliard	1982-85
3.	42	Leonard Fournette	2014-16
	42	Charles Alexander	1975-78
5.	35	Charles Scott	2006-09
6.	33	Rondell Mealey	1996-99
7.	32	LSU	2015-17
8.	30	Garry James	1982-85
9.	29	Harvey Williams	1986-90
	29	Terry Robiskie	1973-76

POINTS RESPONSIBLE FOR**(SINCE 1959; ALL BOWLS INCLUDED)****GAME**

1.	48	Joe Burrow vs. Oklahoma	2019
2.	40	Joe Burrow vs. Texas A&M	2018
3.	36	Jayden Daniels vs. Florida	2022
	36	Joe Burrow vs. Clemson	2019
	36	Joe Burrow vs. Utah State	2019
	36	Joe Burrow at Vanderbilt	2019
6.	35	Jayden Daniels vs. Ole Miss	2022
7.	32	Tommy Hodson vs. Tennessee	1989
8.	30	Max Johnson vs. Central Michigan	2021
	30	Joe Burrow at Ole Miss	2019
	30	Joe Burrow vs. Georgia Southern	2019
	30	Leonard Fournette vs. Texas Tech	2015
	30	Brandon Harris vs. New Mexico State	2014
	30	Zach Mettenberger vs. UAB	2013
	30	Herb Tyler vs. Kentucky	1998
	30	Kevin Faulk at Kentucky	1997
	30	Herb Tyler vs. Akron	1997
	30	Carlos Carson vs. Rice	1977

SEASON

1.	^392	Joe Burrow	2019
2.	176	Matt Mauck	2003
3.	174	JaMarcus Russell	2006
4.	168	Max Johnson	2021
5.	154	Herb Tyler	1998
6.	152	Cade York	2019
	152	Matt Flynn	2007
	152	Tommy Hodson	1989
9.	147	Colt David	2007
10.	142	Joe Burrow	2018

^ NCAA Record

CAREER

1.	534	Joe Burrow	2018-19
2.	468	Tommy Hodson	1986-89
3.	398	Herb Tyler	1995-98
4.	369	Colt David	2005-08
5.	342	Kevin Faulk	1995-98
6.	340	JaMarcus Russell	2004-06
7.	320	Dalton Hilliard	1982-85
8.	309	David Brownndyke	1986-89
9.	290	John Corbello	1999-2002
10.	282	Jordan Jefferson	2008-11

LONGEST SCORING PLAYS - RETURNS

1.	100	Leonard Fournette, Kickoff vs. Notre Dame	2014
	100	Odell Beckham Jr., FG vs. UAB	2013
	100	Craig Loston, INT vs. Ole Miss	2012
	100	Eddie Kennison, Punt vs. Mississippi State	1994
	100	Greg Jackson, INT at Mississippi State	1988
	100	Eric Martin, Kickoff vs. Kentucky	1981
	100	Sammy Grezaffi, Kickoff at Tennessee	1967
	100	White Graves, INT at Kentucky	1964
	100	Ken Kavanaugh Sr., Fumble at Rice	1937

Kicking

FIELD GOAL ATTEMPTS

GAME	
1. 6	David Brownadyke (made 4) vs. Ole Miss 1986
6	Juan Roca (made 1) vs. Florida 1972
3. 5	Cole Tracy (made 5) vs. Georgia 2018
5	Trent Domingue (made 3) vs. Texas A&M 2015
5	Josh Jasper (made 5) vs. Mississippi St. 2010
5	Colt David (made 3) at Arkansas 2008
5	John Corbello (made 3) vs. So. Carolina 2002
5	David LaFleur (made 4) at Auburn 1994
5	David Brownadyke (made 4) at Mississippi St. 1986
5	Mike Conway (made 4) at Kentucky 1978
5	Carlos Rabb (made 3) at Florida 1967

SEASON

1. 34	Josh Jasper (28/34)	2010
2. 33	Cole Tracy (29/33)	2018
3. 33	Colt David (26/33)	2007
4. 29	Drew Allemman (21/29)	2012
5. 27	Cade York (21/27)	2019
6. 24	John Corbello (17/24)	2002
7. 23	John Corbello (14/23)	2001
23	David Brownadyke (19/23)	1988
9. 21	Cade York (18/21)	2020
21	Colt David (16/21)	2008

CAREER

1. 77	John Corbello (50/77)	1999-02
2. 75	David Brownadyke (61/75)	1986-89
3. 72	Colt David (54/72)	2005-08
4. 66	Cade York (54/66)	2019-21
5. 56	Josh Jasper (47/56)	2008-10
6. 55	Juan Betanzos (36/55)	1982-84
7. 54	Mike Conway (33/54)	1975-78
8. 50	André LaFleur (37/50)	1993-95
9. 47	Drew Allemman (37/47)	2011-12
10. 45	Pedro Suarez (33/45)	1990-92

FIELD GOALS MADE

GAME	
1. 5	Cole Tracy vs. Georgia 2018
5	Josh Jasper vs. Mississippi State 2010
3. 4	Cade York vs. Auburn 2021
4	Cade York vs. Ole Miss 2020
4	Cole Tracy vs. UCF 2018
4.	Cole Tracy vs. Mississippi State 2018
4	Cole Tracy vs. Miami 2018
4	Connor Culp at Ole Miss 2017
4	Drew Allemman at Mississippi State 2011
4	Josh Jasper vs. Arkansas 2009
4	John Corbello vs. Miami (Ohio) 2002
4	André LaFleur at Auburn 1994
4	David Brownadyke at Ohio State 1988
4	David Brownadyke at Georgia 1987
4	David Brownadyke vs. Ole Miss 1986
4	David Brownadyke at Mississippi State 1986
4	Mike Conway at Kentucky 1978

SEASON

1. 29	Cole Tracy (33 att.)	2018
2. 28	Josh Jasper (34 att.)	2010
3. 26	Colt David (33 att.)	2007
4. 21	Cade York (27 att.)	2019
21	Drew Allemman (29 att.)	2012
6. 19	David Brownadyke (23 att.)	1988
7. 18	Cade York (21 att.)	2020
8. 17	John Corbello (24 att.)	2002
17	Josh Jasper (20 att.)	2009
10. 16	Colt David (21 att.)	2008
16	Drew Allemman (18 att.)	2011

CAREER

1. 61	David Brownadyke (75 att.)	1986-89
2. 54	Cade York (66 atts.)	2019-21
54	Colt David (72 att.)	2005-08
4. 50	John Corbello (77 att.)	1999-2002
5. 47	Josh Jasper (56 att.)	2008-10
6. 37	André LaFleur (50 att.)	1993-95
37	Drew Allemman (47 att.)	2011-12
8. 36	Juan Betanzos (55 att.)	1982-84
9. 35	Colby Delahoussaye (44 att.)	2013-16
10. 33	Mike Conway (54 att.)	1975-78
33	Pedro Suarez (45 att.)	1990-92

LONG FIELD GOALS

GAME	
1. 57	Cade York at Florida 2020
2. 56	Cade York vs. McNeese 2021
3. 55	Cade York vs. McNeese 2021
54	Cole Tracy vs. Miami 2018
54	Wade Richey vs. Kentucky 1996
54	Ron Lewis at North Carolina 1985
7. 53	Cade York at Vanderbilt 2020
53	Josh Jasper vs. Louisiana-Monroe 2010
53	Colt David vs. Georgia Tech 2008
53	Chris Jackson at Arkansas 2004
53	Juan Roca at Rice 1972

FIELD GOAL PERCENTAGE

SEASON	
(Min. 10 attempts)	
1. 100.0	David Brownadyke (14 of 14) 1989
2. 92.9	Colby Delahoussaye (13 of 14) 2013
3. 88.9	Drew Allemman (16 of 18) 2011
4. 88.2	Pedro Suarez (15 of 17) 1990
5. 87.9	Cole Tracy (29 of 33) 2018
6. 87.5	Mike Conway (14 of 16) 1978
7. 85.7	Cade York (18 of 21) 2020
8. 85.0	Josh Jasper (17 of 20) 2009
9. 84.6	David Johnston (10 of 12) 1981
10. 83.3	Cade York (15 of 18) 2021

CAREER:

(Min. 20 attempts)	
1. .879	Cole Tracy (29-33) 2018
2. .839	Josh Jasper (47-56) 2008-10
3. .813	David Brownadyke (61-75) 1986-89
4. .812	Cade York (39 of 48) 2019-present
5. .795	Colby Delahoussaye (35-44) 2014-16
6. .789	David Johnston (15-10) 1980-81
7. .787	Drew Allemman (37-47) 2011-12
8. .750	Colt David (54-72) 2005-08
9. .740	André LaFleur (37-50) 1993-95
10. .733	Pedro Suarez (33-45) 1990-92

PAT KICKS MADE

GAME	
1. 10	Bobby Moreau vs. Rice 1977
2. 9	Cade York vs. Oklahoma* 2019
9	Cade York at Vanderbilt 2019
9	Colby Delahoussaye vs. New Mexico St. 2014
9	Wade Richey vs. New Mexico State 1996
9	Drew Allemman vs. Idaho 2012
6. 8	Cade York vs. Arkansas 2019
8	Cade York vs. Northwestern State 2019
8	Trend Domingue vs. Texas Tech* 2015
8	Colby Delahoussaye at Mississippi St. 2013
8	Colby Delahoussaye vs. UAB 2013
8	Colt David vs. North Texas 2005
8	Pedro Suarez vs. San Jose State 1991
8	David Brownadyke vs. Cal State Fullerton 1987
8	Mark Lumpkin vs. Ole Miss 1970
8	Mike Conway vs. Oregon 1977

* - Denotes Bowl Game

SEASON

1. *89	Cade York 2019
2. 63	Colt David 2007
3. 62	Drew Allemman 2011
4. 56	Colby Delahoussaye 2013
5. 55	Damian Ramos 2022
6. 50	Colt David 2006
7. 49	Trent Domingue 2015
8. 47	Juan Betanzos 1982
9. 45	Colt David 2005
10. 44	Drew Allemman 2012

CAREER

1. 201	Colt David 2005-08
2. 164	Cade York 2019-21
3. 130	Colby Delahoussaye 2013-16
4. 129	John Corbello 1999-2002
5. 109	David Brownadyke 1986-89
6. 106	Drew Allemman 2011-12
7. 92	Mark Lumpkin 1968-70
8. 90	Juan Betanzos 1982-84
9. 88	Mike Conway 1975-78
10. 81	Rusty Jackson 1972-74

CONSECUTIVE PAT KICKS MADE

1. 118	Cade York 2019-21
2. 109	David Brownadyke 1986-89
3. 106	Drew Allemman 2011-12
4. 104	Colt David 2006-08
5. 77	Colt David 2005-06
6. 69	André LeFleur 1993-95
7. 56	Josh Jasper 2008-10
8. 49	Wade Richey 1997-97
9. 47	John Corbello 1999-02
10. 46	Ron Lewis 1984-86

TOTAL POINTS SCORED BY KICKING

GAME	
1. 18	Cole Tracy vs. Georgia (5 FG, 3 PAT) 2018
2. 17	Cade York vs. Ole Miss (4 FG, 5 PAT) 2020
17	Josh Jasper vs. Miss. St. (5 FG, 2 PAT) 2010
17	David Brownadyke at Miss. St. (4 FG, 5 PAT) 1986
5. 16	Cade York at Ole Miss (3 FG, 7 PAT) 2019
16	Cole Tracy vs. UCF (4 FG, 4 PAT) 2018
16	Connor Culp at Ole Miss (4 FG, 4 PAT) 2017
16	Cole David vs. Louisiana Tech (3 FG, 7 PAT) 2021
9. 15	Cole Tracy vs. Miami (4 FG, 3 PAT) 2018
15	Josh Jasper vs. UL-Monroe (3 FG, 6 PAT) 2010
15	Josh Jasper vs. Arkansas (4 FG, 3 PAT) 2009
15	John Corbello vs. Miami (Oh.) (4 FG, 3 PAT) 2002
15	David Brownadyke at Ohio St. (4 FG, 3 PAT) 1988

SEASON

1. *152	Cade York (21 FG, 89 PAT) 2019
2. 141	Colt David (26 FG, 63 PAT) 2007
3. 129	Cole Tracy (29 FG, 42 PAT) 2018
4. 120	Josh Jasper (28 FG, 36 PAT) 2010
5. 110	Drew Allemman (16 FG, 62 PAT) 2011
6. 107	Drew Allemman (21 FG, 44 PAT) 2012
7. 95	Colby Delahoussaye (13 FG, 56 dPAT) 2013
8. 91	Colt David (16 FG, 44 PAT) 2008
9. 90	Cade York (18 FG, 36 PAT) 2020
10. 88	Trent Domingue (13 FG, 49 PAT) 2015

* - SEC Record

CAREER

1. 363	Colt David (54 FG, 201 PAT) 2005-08
2. 326	Cade York (54 FG, 164 PAT) 2019-21
2. 292	David Brownadyke (61 FG, 109 PAT) 1986-89
3. 279	John Corbello (33 FG, 95 PAT) 1999-02
5. 235	Colby Delahoussaye (35 FG, 130 PAT) 2013-16
6. 217	Drew Allemman (37 FG, 106 PAT) 2011-12
7. 216	Josh Jasper (47 FG, 75 PAT) 2008-10
8. 198	Juan Betanzos (36 FG, 90 PAT) 1982-84
9. 189	André LaFleur (37 FG, 78 PAT) 1993-95
10. 187	Mike Conway (33 FG, 88 PAT) 1975-78

Punting

MOST PUNTS

GAME	
1. 13	Matt DeFrank at Ole Miss (489 yards) 1985
13	Leo Bird vs. Tennessee (519 yards) 1941
3. 12	Rusty Jackson vs. Texas A&M (496 yds) 1975
12	Al Doggett vs. Tennessee 1952
5. 11	Zach Von Rosenberg 2020
11	Brian Griffith at Texas A&M (489) 1991
11	Jerry Stovall at Georgia Tech (370) 1962
11	Jerry Stovall vs. Texas A&M (473) 1960
11	Jim Barton at Mississippi State 1951
10. 10	9 times; Last: Jamie Keehn vs. Iowa (469) 2012

SEASON

1. 81	Al Doggett (38.9 avg.) 1952
2. 75	Jim Barton (36.0 avg.) 1951
3. 73	Steve Jackson (40.0 avg.) 1975
4. 71	Jamie Keehn (44.9 avg.) 2014
5. 67	James Wagner (40.0 avg.) 1981
6. 66	David Johnston (39.0 avg.) 1980
7. 65	Donnie Jones (42.4 avg.) 2003
8. 64	Donnie Jones (44.0 avg.) 2002
64	Wayne Dickinson (37.5 avg.) 1970
64	Jerry Stovall (42.1 avg.) 1960

CAREER

1. 233	Donnie Jones (42.1 avg.) 2000-03
2. 193	Zach Von Rosenberg (44.0 avg.) 2017-20
3. 186	Chad Kessler (42.9 avg.) 1994-97
4. 184	Jamie Keehn (42.6 avg.) 2012-15
5. 180	Clay Parker (40.6 avg.) 1981-84
6. 167	Rusty Jackson (39.5 avg.) 1972-74
7. 165	Jerry Stovall (39.3 avg.) 1960-62
8. 160	Al Doggett (38.1 avg.) 1951-54
9. 153	Eddie Ray (41.2 avg.) 1967-69
10. 140	Chris Jackson (41.0 avg.) 2003-06

LONGEST PUNTS

1.	86	Donnie Jones at Kentucky	2002
2.	82	Derek Helton at Arkansas	2010
3.	73	Brad Wing at Alabama	2011
4.	71	Matt DeFrank vs. Notre Dame	1986
5.	69	Donnie Jones vs. UAB	2000
69		Brad Wing at Arkansas	2012
7.	68	Josh Growden vs. Southern Miss	2016
68		Donnie Jones at Kentucky	2001
9.	67	Brad Wing vs. Georgia	2011
67		Donnie Jones vs. Auburn	2003
67		Matt DeFrank vs. Kentucky	1987
67		James Parker vs. South Carolina	1982

YARDS PUNTED

GAME

1.	519	Leo Bird vs. Tennessee (13 punts)	1941
2.	496	Rusty Jackson vs. Texas A&M (12 punts)	1975
3.	489	Brian Griffith at Texas A&M (11 punts)	1991
489		Matt DeFrank at Ole Miss (13 punts)	1985
5.	473	Jerry Stovall vs. Texas A&M (11 punts)	1960
6.	469	Jamie Keehn vs. Iowa (10 punts)	2012
7.	468	Al Doggett at Ole Miss	1952
8.	451	Brad Wing at Texas A&M (10 punts)	2012
9.	445	Jim Barton vs. Maryland	1951
10.	442	Zach Von Rosenberg (10 punts)	2020

SEASON

1.	3,189	Jamie Keehn (71 punts)	2014
2.	3,147	Al Doggett (81 punts)	1952
3.	2,936	Steve Jackson (73 punts)	1975
4.	2,813	Donnie Jones (64 punts)	2002
5.	2,757	Donnie Jones (65 punts)	2003
6.	2,696	Jerry Stovall (64 punts)	1960
7.	2,696	Jim Barton (75 punts)	1951
8.	2,682	James Wagner (67 punts)	1981
9.	2,643	Brad Wing (59 punts)	2012
10.	2,639	Avery Atkins (64 punts)	2021

CAREER

1.	9,798	Donnie Jones (233 punts)	2000-03
2.	8,484	Zach Von Rosenberg (193 punts)	2017-2020
3.	7,976	Chad Kessler (186 punts)	1994-97
4.	7,837	Jamie Keehn (184 punts)	2012-15
5.	7,304	Clay Parker (180 punts)	1981-84
6.	6,603	Rusty Jackson (167 punts)	1972-74
7.	6,477	Jerry Stovall (165 punts)	1960-62
8.	6,309	Eddie Ray (153 punts)	1967-69
9.	6,099	Al Doggett (160 punts)	1951-54
10.	5,739	Chris Jackson (140 punts)	2003-06

PUNTING AVERAGE

GAME (MIN. 2 PUNTS)

1.	58.0	Josh Growden vs. So. Miss (3/174)	2016
2.	57.0	Derek Helton vs. Arkansas (3/171)	2010
3.	56.7	Patrick Fisher vs. Ohio State (3/170)	2007
4.	55.5	Chad Kessler vs. Auburn (4/222)	1995
5.	54.3	Brad Wing at Washington (3/163)	2012
6.	53.3	Avery Atkins at Kentucky (3/160)	2021
7.	53.2	Derek Helton vs. Auburn (5/266)	2010
8.	53.2	Chad Kessler at Mississippi St. (5/266)	1997
9.	53.0	Chad Kessler vs. Tulane (3/159)	1996
10.	52.8	Zach Von Rosenberg vs. Auburn (4/211)	2018
52.8		Donnie Jones vs. The Citadel (4/211)	2002

SEASON

1.	50.28	Chad Kessler (39/1,961)	1997
2.	45.73	Derek Helton (34/1,555)	2010
3.	45.69	Zach Von Rosenberg (51/2,330)	2018
4.	44.92	Jamie Keehn (71/3,189)	2014
5.	44.80	Brad Wing (59/2,643)	2012
6.	44.52	Patrick Fisher (59/2,627)	2007
7.	44.51	Jay Bramblett (49/2,181)	2022
8.	44.37	Brad Wing (59/2,618)	2011
9.	44.09	Chad Kessler (47/2,072)	1995
10.	43.97	Rene Bourgeois (39/1,715)	1989

CAREER (MIN. 65 PUNTS)

1.	44.58	Brad Wing (118/5,261)	2011-12
2.	44.1	Patrick Fisher (65/2,865)	2004-07
3.	44.0	Zach Von Rosenberg (193/8,484)	2017-20
4.	42.9	Chad Kessler (186/7,976)	1994-97
5.	42.6	Jamie Keehn (184/7,837)	2012-15
6.	42.4	Derek Helton (80/3,397)	2009-10
7.	42.0	Donnie Jones (233/9,788)	2000-03
8.	41.2	Eddie Ray (153/6,309)	1967-69
9.	41.1	Chris Jackson (146/5,994)	2003-06
10.	40.6	Clay Parker (180/7,304)	1981-84

GAME WINNING FIELD GOALS

DATE	OPPONENT	PLACEKICKER	GAME WINNING FG	FINAL
Dec. 12, 2020	at #6 Florida	Cade York	57-yarder with 0:23 left in 4th Quarter	W, 37-34
Sept. 15, 2018	at #7 Auburn	Cole Tracy	42-yarder with 0:00 left in 4th Quarter	W, 22-21
Oct. 14, 2017	vs. #10 Auburn	Connor Culp	42-yarder with 2:36 left in 4th Quarter	W, 27-23
Oct. 11, 2014	at Florida	Colby Delahoussaye	50-yarder with 0:03 left in 4th Quarter	W, 30-27
Oct. 13, 2012	vs. #9 South Carolina	Drew Alleman	22-yarder with 6:37 left in 4th Quarter	W, 23-21
Nov. 5, 2011	at #2 Alabama	Drew Alleman	25-yarder in OT	W, 9-6 (OT)
Nov. 28, 2009	Arkansas	Josh Jasper	36-yarder in OT	W, 33-30 (OT)
Nov. 18, 2006	Ole Miss	Colt David	26-yarder in OT	W, 23-20 OT
Oct. 22, 2005	#16 Auburn	Chris Jackson	30-yarder in OT	W, 20-17 OT
Sept. 11, 2000	vs. Alabama	John Corbello	28-yarder with 8:18 left in 4th Quarter	W, 30-28
Sept. 11, 1993	at Mississippi St.	Andre' Lafleur	26-yarder with 0:10 left in 4th Quarter	W, 18-16
Sept. 21, 1991	Vanderbilt	Pedro Suarez	31-yarder with 7:28 left in 4th Quarter	W, 16-14
Nov. 5, 1988	at #18 Alabama	David Browndyke	34-yarder with 0:28 left in 4th Quarter	W, 19-18
Oct. 3, 1987	#19 Florida	David Browndyke	24-yarder with 5:34 left in 4th Quarter	W, 13-10
Oct. 19, 1985	vs. Kentucky	Ron Lewis	43-yarder with 4:11 left in 4th Quarter	W, 10-0
Sept. 20, 1980	Colorado	David Johnston	17-yarder with 0:35 left in 4th Quarter	W, 23-20
Nov. 12, 1977	Mississippi St.	Mike Conway	28-yarder with 2:40 left in 4th Quarter	W, 27-24
Oct. 26, 1968	TCU	Mark Lumpkin	37-yarder with 5:25 left in 4th Quarter	W, 10-7
January 1, 1965	Syracuse*	Doug Moreau	28-yarder with 3:50 left in 4th Quarter	W, 13-10
Sept. 26, 1964	at Rice	Doug Moreau	28-yarder with 2:29 left in 4th Quarter	W, 3-0
Oct. 6, 1962	at #5 Georgia Tech	Lynn Amedee	24-yarder with 4:35 left in 4th Quarter	W, 10-7
Oct. 25, 1958	Florida	Tommy Davis	19-yarder with 2:53 left in 4th Quarter	W, 10-7
Nov. 17, 1945	at Georgia Tech	Gene (Red) Knight	39-yarder with 1:00 left in 4th Quarter	W, 9-7
Oct. 25, 1941	Florida	Bernie Lipkis	22-yarder with 0:04 left in 4th quarter	W, 10-7

Punt Returns

MOST RETURNS

GAME			
1.	7	Eddie Kennison vs. Kentucky	1994
7		Norman Jefferson vs. Miami (Ohio)	1986
7		Norman Jefferson vs. Ole Miss	1983
7		Sammy Grezaffi vs. Ole Miss	1967
7		Young Bussey vs. Tulane	1939

SEASON

1.	41	Sammy Grezaffi (369 yards)	1967
2.	37	Young Bussey (465 yards)	1937
3.	36	Domanick Davis (499 yards)	2002
36		Eddie Kennison (438 yards)	1994
36		Todd Kinchen (339 yards)	1991

CAREER

1.	94	Domanick Davis (1,126 yards)	1999-2002
2.	79	Sammy Grezaffi (905 yards)	1965-67
3.	77	Skyler Green (1,064 yards)	2002-05

PUNT RETURN YARDS

GAME			
1.	169	Norman Jefferson at Ole Miss (7 ret.)	1983
2.	157	Patrick Peterson vs. N. Carolina (4 ret.)	2010
3.	145	Joe Labruzzo vs. Rice (3 ret.)	1965
4.	141	Eddie Kennison vs. Mississippi St. (3 ret.)	1994
141		Tommy Casanova vs. Ole Miss (3 ret.)	1970
6.	128	Domanick Davis vs. Miss. St. (4 ret.)	2002
7.	127	Craig Burns vs. Mississippi State (3 ret.)	1970
8.	125	Kenny Konz at Tulane (3 ret.)	1949
9.	123	Skyler Green vs. Florida (4 ret.)	2003
10.	122	Sammy Grezaffi vs. Tulane (4 ret.)	1965

SEASON

1.	539	Pinky Rohm (35 ret.)	1937
2.	499	Domanick Davis (36 ret.)	2002
3.	465	Young Bussey (37 ret.)	1937
4.	462	Skyler Green (25 ret.)	2003
5.	438	Eddie Kennison (36 ret.)	1994
6.	421	Tyrann Mathieu (27 ret.)	2011
7.	418	Patrick Peterson (26 ret.)	2010
8.	375	Kevin Faulk (24 ret.)	1996
9.	369	Sammy Grezaffi (41 ret.)	1967
10.	362	Trindon Holliday (20 ret.)	2009

CAREER

1.	1,126	Domanick Davis (94 ret.)	1999-2002
2.	1,064	Skyler Green (77 ret.)	2002-05
3.	947	Eddie Kennison (75 ret.)	1993-95
4.	905	Sammy Grezaffi (79 ret.)	1965-67
5.	832	Kevin Faulk (61 ret.)	1995-98
6.	688	Tre'Davious White (31 ret.)	2014-16
7.	687	Joe Labruzzo (48 ret.)	1963-65
8.	673	Tre'Davious White (69 ret.)	2013-16
9.	647	Trindon Holliday (43 ret.)	2006-09
10.	597	Norman Jefferson (78 ret.)	1983-86

PUNT RETURN TOUCHDOWNS

GAME			
1.	2	Tommy Casanova vs. Ole Miss	1970

SEASON			
1.	3	Pinky Rohm	1937

CAREER			
1.	4	Skyler Green	2002-05

LONGEST PUNT RETURNS

1.	~100	Eddie Kennison vs. Mississippi State	1994
2.	93	Chad Jones at Mississippi State	2009
3.	92	Tyrann Mathieu vs. Arkansas	2011
92		Trindon Holliday vs. North Texas	2008
92		Kenny Konz at Tulane	1949
6.	90	Craig Burns vs. Mississippi State	1970
7.	89	Billy Cannon vs. Ole Miss	1959
89		Odell Beckham Jr. vs. Ole Miss	2012
9.	87	Patrick Peterson vs. North Carolina	2010
87		Trindon Holliday vs. Arkansas	2009

^ - NCAA Record

LONGEST MISSED FIELD

GOAL RETURNS

1.	~100	Odell Beckham Jr. vs. UAB	2013
----	------	---------------------------	------

^ - NCAA Record

Kickoff Returns

MOST RETURNS

GAME			
1.	7	Odell Beckham Jr. at Georgia	2013
7		Trindon Holliday vs. Georgia	2008
7		Trindon Holliday at Florida	2008
4	6	Eddie Kennison at Texas A&M	1995
5.	5	Leonard Fournette vs. Wisconsin	2014
5		Odell Beckham Jr. at Mississippi State	2013
5		Morris Claiborne at Alabama	2011
5		Domanick Davis vs. Alabama	2002
5		Domanick Davis vs. Arkansas	2001
5		Robert Dow vs. Vanderbilt	1976

SEASON

1.	32	Odell Beckham Jr. (845 yards)	2013
32		Patrick Peterson (932 yards)	2010
3.	27	Trindon Holliday (609 yards)	2008
4.	25	Domanick Davis (618 yards)	1999
5.	24	Leonard Fournette (625 yards)	2014
24		Domanick Davis (560 yards)	2002
24		Domanick Davis (572 yards)	2000
8.	23	Robert Dow (598 yards)	1975

CAREER

1.	95	Domanick Davis (2,168 yards)	1999-2002
2.	73	Trindon Holliday (1,806 yards)	2006-09
3.	70	Robert Dow (1,780 yards)	1973-76
4.	51	Eddie Kennison (1,178 yards)	1993-95
5.	43	Sammy Martin (1,066 yards)	1984-87
6.	42	Odell Beckham Jr. (1,044 yards)	2011-13
7.	38	Skyler Green (792 yards)	2002-05
38		Hokie Gajan (890 yards)	1977-80
9.	34	Kevin Faulk (744 yards)	1995-98
34		David Butler (794 yards)	1992-95

YARDS RETURNED

GAME		
1.	164	Trindon Holliday vs. Georgia (7 ret.) 2008
2.	163	Patrick Peterson at Arkansas (4 ret.) 2010
3.	155	Eddie Kennison at Texas A&M (6 ret.) 1995
4.	154	Morris Claiborne at West Virginia (3 ret.) 2011
5.	145	Eric Martin vs. Kentucky (2 ret.) 1981
6.	141	Trindon Holliday at Florida (7 ret.) 2008
7.	137	Hokie Gajan vs. Wyoming (3 ret.) 1978
8.	136	Odell Beckham Jr. vs. TCU (4 ret.) 2013

SEASON (SINCE 1937)

1.	932	Patrick Peterson (32 ret.) 2010
2.	845	Odell Beckham Jr. (32 ret.) 2013
3.	625	Leonard Fournette (24 ret.) 2014
4.	618	Domanick Davis (25 ret.) 1999
5.	609	Trindon Holliday (27 ret.) 2008
6.	598	Robert Dow (23 ret.) 1975
7.	572	Domanick Davis (24 ret.) 2000
8.	560	Domanick Davis (24 ret.) 2002

CAREER

1.	2,168	Domanick Davis (95 ret.) 1999-2002
2.	1,806	Trindon Holliday (73 ret.) 2006-09
3.	1,780	Robert Dow (70 ret.) 1973-76
4.	1,178	Eddie Kennison (51 ret.) 1993-95
5.	1,066	Sammy Martin (43 ret.) 1984-87
6.	1,044	Odell Beckham Jr. (42 ret.) 2011-13

LONGEST KICKOFF RETURNS

1.	^100	Leonard Fournette vs. Notre Dame · TD 2014
	^100	Eric Martin vs. Kentucky · TD 1981
	^100	Sammy Grezaffi at Tennessee · TD 1967
4.	99	Morris Claiborne at West Virginia · TD 2011
	99	Hokie Gajan vs. Wyoming · TD 1978
	99	J.W. Brodnax at Florida · TD 1957
7.	98	Trindon Holliday at Ole Miss · TD 2007
	98	Jerry Stovall at Georgia Tech · TD 1962
9.	97	Billy Cannon at Texas Tech · TD 1957
10.	95	Joe May vs. Kentucky · TD 1955
	^	- NCAA Record

Miscellaneous Records

CAREER STARTS

1.	53	Ciron Black	2006-09
2.	52	Andrew Whitworth	2002-05
3.	48	LaRon Landry	2003-06
	48	Jerel Myers	1999-02
	48	Rodney Reed	2000-03

CONSECUTIVE STARTS

1.	53	Ciron Black	2006-09
2.	52	Andrew Whitworth	2002-05
3.	48	LaRon Landry	2003-06
	48	Rodney Reed	2000-03

ALL-TIME KICKOFF RETURNS FOR TOUCHDOWNS

YARDS	PLAYER
100	Leonard Fournette vs. Notre Dame (Dec. 30, 2014) – Music City Bowl
100	Eric Martin vs. Kentucky (Oct. 17, 1981)
100	Sammy Grezaffi at #4 Tennessee (Oct. 28, 1967)
99	Morris Claiborne at #16 West Virginia (Sept. 24, 2011)
99	Hokie Gajan vs. Wyoming (Dec. 2, 1978)
99	J. W. Brodnax at Florida (Oct. 26, 1957)
98	Trindon Holliday at Ole Miss (Nov. 17, 2007)
98	Jerry Stovall at #5 Georgia Tech (Oct. 6, 1962)
97	Billy Cannon at Texas Tech (Oct. 5, 1957)
95	Joe May vs. Kentucky (Sept. 17, 1955)
93*	Trey Palmer vs. South Carolina (Oct. 24, 2020)
93	Pinky Rohm vs. Louisiana Normal (Nov. 20, 1937)
92	Trindon Holliday at #5 Arkansas (Nov. 24, 2006)
92	Eddie Kennison vs. Michigan St. (Dec. 29, 1995) – Independence Bowl
92	Robert Dow vs. Utah (Nov. 30, 1974)
88	Kevin Faulk at #10 Notre Dame (Nov. 21, 1998)
87	Kenny Konz at Vanderbilt (Nov. 6, 1948)
86	Pinky Rohm vs. Loyola-New Orleans (Oct. 30, 1937)

* = most recent LSU kickoff return for TD.

ALL-TIME RETURN/RECOVERY

OF BLOCKED PUNT FOR TOUCHDOWN

YARDS	PLAYER
35	Clyde Lindsey vs. Alabama (Sept. 30, 1944)
33	Paul Ziegler at Florida (Oct. 15, 1955)
29	Craig Steltz at #15 Arizona State (Sept. 10, 2005)
19	Blythe Clark vs. Mississippi State (Nov. 6, 1937)
9	Fred Land vs. Georgia (Oct. 28, 1944)
3	David Lee vs. Florida (Oct. 6, 1973)
0	Micah Baskerville at Vanderbilt (Sept. 21, 2019)
0	Ryan Clark at #12 Mississippi State (Oct. 23, 1999)
0	Kenny Mixon at Ole Miss (Oct. 29, 1994)
0	Alex Knight vs. #11 Texas A&M (Sept. 20, 1975)
0	George Bevan vs. South Carolina (Sept. 17, 1966)
0	Ernie Maggiorie vs. Texas A&M (Sept. 18, 1965)
0	Tommy Fussell at Miami (Fla) (Oct. 9, 1965)
0	Tommy Fussell vs. Texas A&M (Sept. 19, 1964)
0	Gene Sykes vs. #7 Colorado (Jan. 1, 1962) - Orange Bowl
0	Derwood Graham vs. #18 Mississippi State (Nov. 12, 1955)
0	Billy West at Georgia (Oct. 20, 1951)
0	Ferris Bullock vs. Alabama (Sept. 30, 1944)

ALL-TIME PUNT RETURNS FOR TOUCHDOWNS

YARDS	PLAYER
100	Eddie Kennison vs. Mississippi State (Sept. 10, 1994)
93	Chad Jones at Mississippi State (Sept. 18, 2009)
92	Tyrann Mathieu vs. Arkansas (Nov. 25, 2011)
92	Trindon Holliday vs. North Texas (Sept. 13, 2008)
92	Ken Konz at #10 Tulane (Nov. 26, 1949)
90	Craig Burns vs. Mississippi State (Nov. 14, 1970)
89	Odell Beckham Jr. vs. Ole Miss (Nov. 17, 2012)
89	Billy Cannon vs. #3 Ole Miss (Oct. 31, 1959)
87	Patrick Peterson vs. #18 North Carolina (Sept. 4, 2010)
87	Trindon Holliday vs. Arkansas (Nov. 28, 2009)
84	Norman Hodgins vs. Rice (Oct. 2, 1971)
83	Joe Labruzzo vs. Texas A&M (Sept. 21, 1963)
82	Joe Labruzzo vs. Rice (Sept. 25, 1965)
80	Skylar Green vs. Florida (Oct. 11, 2003)
80	Sammy Grezaffi at Kentucky (Oct. 15, 1966)
79	Norman Jefferson vs. Baylor (Dec. 27, 1985) – Liberty Bowl
78	Domanick Davis vs. Mississippi State (Sept. 28, 2002)
78	Kevin Faulk vs. Houston (Sept. 7, 1996)
78	Sammy Grezaffi vs. Tulane (Nov. 20, 1965)
77	Craig Davis vs. Fresno State (Oct. 21, 2006)
76	Kenny Konz vs. Georgia Tech (Oct. 14, 1950)
75	DJ Chark vs. #10 Auburn (Oct. 14, 2017)
74	Todd Kinchen vs. Kentucky (Oct. 19, 1991)
74	Tommy Casanova vs. #16 Ole Miss (Dec. 5, 1970)
73	Todd Kinchen vs. Arkansas State (Oct. 12, 1991)
71	Domanick Davis vs. Ole Miss (Oct. 27, 2001)
70	Odell Beckham Jr. vs. North Texas (Sept. 1, 2012)
69	Tre'Davious White at Syracuse (Sept. 26, 2015)
68	Tommy Casanova at Rice (Sept. 27, 1969)
67	Tre'Davious White vs. Kentucky (Oct. 18, 2014)
67	Sulcer Harris vs. #16 Ole Miss (Nov. 8, 1941)
66	Skylar Green vs. #16 Auburn (Oct. 22, 2005)
65	DJ Chark vs. Chattanooga (Sept. 9, 2017)
65	Skylar Green vs. Vanderbilt (Oct. 30, 2004)
65	Norman Jefferson at Ole Miss (Oct. 29, 1983)
62	Tyrann Mathieu vs. #12 Georgia (Dec. 3, 2011) – SEC Championship Game
62	Skylar Green at Arizona (Sept. 6, 2003)
62	Wendell Harris vs. Texas A&M (Sept. 30, 1961)
61	Tommy Casanova vs. #16 Ole Miss (Dec. 5, 1970)
61	Craig Burns vs. #16 Ole Miss (Dec. 5, 1970)
60	Tre'Davious White vs. Jacksonville State (Sept. 10, 2016)
60	Patrick Peterson vs. West Virginia (Sept. 25, 2010)
60	Chris Williams at Tulane (Nov. 19, 1977)
60	Pinky Rohm vs. Texas (Oct. 2, 1937)
58	Kevin Faulk vs. Arkansas State (Sept. 12, 1998)
54 *	Trey Palmer vs. Northwestern State (Sept. 14, 2019)
54	Clinton Burrell vs. Ole Miss (Nov. 2, 1974)
53	J.W. Brodnax at #14 Ole Miss (Nov. 9, 1957)
53	Pinky Rohm vs. Mississippi State (Nov. 6, 1937)
50	Larry Foster vs. Idaho (Sept. 26, 1998)
45	Robert Dow vs. Oregon State (Sept. 18, 1976)
39	Craig Burns vs. #19 Florida State (Dec. 30, 1968) - Peach Bowl
35	Pinky Rohm vs. Loyola-New Orleans (Oct. 30, 1937)
34	Johnny Robinson at Tulane (Nov. 22, 1958)

* = most recent LSU punt return for TD in Tiger Stadium.

TACKLES**GAME**

1.	21	Al Richardson vs. South Carolina	1982
2.	20	Kevin Minter at Florida	2012
	20	Chuck Wiley at Kentucky	1995
	20	Rudy Harmon at Florida	1988
	20	Toby Caston vs. Georgia	1986

SEASON

1.	154	Bradie James	2002
2.	150	Al Richardson	1981
3.	144	Lawrence Williams	1981
4.	135	Damone Clark	2021
5.	133	Devin White	2017
6.	130	Kevin Minter	2012
7.	129	Al Richardson	1980
8.	123	Devin White	2018
	123	Lawrence Williams	1982
10.	122	Steve Cassidy	1975

CAREER

1.	452	Al Richardson	1979-82
2.	418	Bradie James	1999-02
3.	386	Lawrence Williams	1979-82
4.	346	Steve Cassidy	1972-75
5.	336	Shawn Burks	1983-85
6.	316	Lyman White	1977-80
7.	315	LaRon Landry	2003-06
	315	Ryan Clark	1998-01
9.	311	Kelvin Sheppard	2007-10
10.	305	Toby Caston	1983-86

TACKLES FOR LOSS**GAME (SINCE 1971)**

1.	6.0	Marcus Spears vs. Troy	2004
	6.0	Gabe Northern at Ole Miss	1994
3.	5.0	Anthony McFarland vs. Arkansas St.	1998
4.	4.5	Drake Nevis at Florida	2010
5.	4.0	JaCoby Stevens vs. Arkansas	2019
	4.0	Rashard Lawrence vs. UCF*	2018
	4.0	Devin White at Texas A&M	2018
	4.0	JaCoby Stevens at Texas A&M	2018
	4.0	Kendell Beckwith vs. Texas Tech	2015
	4.0	Claude Wroten vs. Alabama	2004
	4.0	Jarvis Green vs. San Jose State	1999
	4.0	Anthony McFarland vs. Georgia	1998
	4.0	Bobby Williams vs. Alabama	1992
	4.0	Michael Brooks at Kentucky	1984
	4.0	Leonard Marshall vs. Oregon State	1981
	4.0	Lyman White at Colorado	1979
	4.0	Bobby Conn vs. Florida	1975
	4.0	Charles Micciotto vs. Texas A&M	1972

TACKLES FOR LOSS**SEASON (SINCE 1972)**

1.	23	Gabe Northern	1994
2.	21	Kenny Bordelon	1975
3.	18	Anthony McFarland	1998
4.	17	Marcus Spears	2004
	17	Jarvis Green	1998
6.	16	Chad Lavalais	2003
	16	Michael Brooks	1985
	16	John Adams	1978
9.	15	Kevin Minter	2012
	15	Barkevious Mingo	2011
	15	Chuck Wiley	1995

CAREER

1.	55	Anthony McFarland	1995-98
2.	43	Chuck Wiley	1994-97
3.	40	Gabe Northern	1992-95
4.	39	Jarvis Green	1998-01
5.	38	Michael Brooks	1983-86
6.	37	Ron Sancho	1985-88
7.	34.5	Marcus Spears	2001-04
8.	32.5	Chad Lavalais	2000-03
	32.5	Sam Montgomery	2010-12
10.	30	Kenny Bordelon	1972-75
11.	29	Devin White	2016-18
	29	Barkevious Mingo	2010-12

SACKS**GAME**

1.	4	Chuck Wiley at South Carolina	1995
2.	3	Many Times	

Last: Harold Perkins Jr. at Arkansas 2022

SEASON

1.	12	Arden Key	2016
2.	11	Gabe Northern	1994
3.	10	Rydel Malancon	1981
4.	9	Sam Montgomery	2011
	9	Melvin Oliver	2005
	9	Marcus Spears	2004
	9	Gabe Northern	1995
	9	Ron Sancho	1987
9.	8.5	Tyson Jackson	2006
10.	8	Many Times	
		Last: Lewis Neal	2015

CAREER

1.	25	Rydel Malancon	1980-83
2.	23	Ron Sancho	1985-88
3.	21	Arden Key	2015-17
	21	Gabe Northern	1992-95
5.	20	Melvin Oliver	2002-05
	20	Jarvis Green	1998-01
7.	19	Sam Montgomery	2010-12
	19	Marcus Spears	2001-04
	19	Chuck Wiley	1994-97
10.	18.5	Tyson Jackson	2006-09

INTERCEPTIONS**GAME**

1.	3	Craig Steltz at Mississippi State	2007
	3	Corey Webster at Florida	2002
	3	Chris Williams at Rice	1978
	3	Clinton Burrell at Tulane	1975
	3	Craig Burns vs. Ole Miss	1970
	3	Jerry Joseph vs. Kentucky	1965
	3	Kenny Konz at Tulane	1949

SEASON

1.	8	Chris Williams (72 yards)	1978
	8	Craig Burns (117 yards)	1970
3.	7	Corey Webster (60 yards)	2003
	7	Corey Webster (75 yards)	2002
	7	Cedric Donaldson (192 yards)	1997
	7	Greg Jackson (219 yards)	1988
7.	6	Derek Stingley Jr. (17 yards)	2019
	6	Greedy Williams (32 yards)	2017
	6	Morris Claiborne (173 yards)	2011
	6	Craig Steltz (153 yards)	2007
	6	Chris Carrier (98 yards)	1986
	6	Liffort Hobley (66 yards)	1984
	6	Chris Williams (8 yards)	1980
	6	Jerry Joseph (64 yards)	1965

CAREER

1.	20	Chris Williams (91 yards)	1977-80
2.	16	Corey Webster (181 yards)	2001-04
3.	12	LaRon Landry (151 yards)	2003-06
	12	Craig Burns (139 yards)	1968-70
	12	Charles Oakley (251 yards)	1951-53
6.	11	Morris Claiborne (274 yards)	2009-11
	11	Craig Steltz (286 yards)	2004-07
	11	Tory James (110 yards)	1992-95
	11	Greg Jackson (260 yards)	1985-88
10.	10	Mark Roman (263 yards)	1996-99
	10	Chris Carrier (144 yards)	1984-87
	10	Kevin Guidry (54 yards)	1984-87
	10	Norman Jefferson (58 yards)	1983-86
	10	Liffort Hobley (120 yards)	1980-84
	10	Willie Teal (120 yards)	1976-79

INTERCEPTION RETURN YARDS**GAME**

1.	100	Craig Loston vs. Mississippi St. (1 INT)	2012
	100	Craig Steltz at Mississippi St. (3 INTs)	2007
	100	Greg Jackson at Mississippi St. (1 INT)	1988
	100	White Graves at Kentucky (1 INT)	1964
5.	99	Cedric Donaldson vs. Florida (2 INTs)	1997
6.	89	Morris Claiborne at Tennessee (1 INT)	2011
	89	Wayne Williams vs. Vanderbilt (2 INTs)	1991
8.	85	Patrick Peterson vs. UL-Monroe (1 INT)	2010
	85	Mark Roman vs. Tulane (1 INT)	1996
	85	Clinton Burrell vs. Tulane (2 INTs)	1974

SEASON

1.	219	Greg Jackson (7 INTs)	1988
2.	192	Cedric Donaldson (7 INTs)	1997
3.	173	Morris Claiborne (6 INTs)	2011
4.	153	Craig Steltz (6 INTs)	2007
5.	145	Billy Cannon (4 INTs)	1959
6.	141	Charles Oakley (6 INTs)	1952
7.	134	Patrick Peterson (4 INTs)	2010
8.	125	George Brancato (7 INTs)	1952
9.	117	Craig Burns (8 INTs)	1970
10.	116	Mark Roman (4 INTs)	1996

CAREER

1.	286	Craig Steltz (11 INTs)	2004-07
2.	274	Morris Claiborne (11 INTs)	2009-11
3.	263	Mark Roman (10 INTs)	1996-99
4.	260	Greg Jackson (11 INTs)	1985-88
5.	251	Charles Oakley (12 INTs)	1951-53
6.	199	Cedric Donaldson (8 INTs)	1996-97
7.	181	Corey Webster (16 INTs)	2001-04
8.	171	Patrick Peterson (7 INTs)	2008-10
9.	170	Jonathan Zenon (9 INTs)	2003-07
10.	168	Damien James (9 INTs)	1999-02

PASSES DEFENDED**SEASON**

1.	32	Corey Webster	2003
2.	28	Travis Daniels	2003
3.	21	Derek Stingley Jr.	2019
	21	Chevis Jackson	2007
5.	17	Greedy Williams	2017
	17	Demetrius Hookfin	2002
	17	Corey Webster	2002
8.	16	Chevis Jackson	2006
	16	Jonathan Zenon	2006
10.	15	Patrick Peterson	2009
	15	Norman LeJeune	2002

^ - NCAA Record

CAREER

1.	62	Corey Webster	2001-04
2.	44	Chevis Jackson	2004-07
3.	40	LaRon Landry	2003-06
4.	35	Travis Daniels	2001-04
5.	34	Tre'Davious White	2013-16
	34	Morris Claiborne	2009-11
	34	Jonathan Zenon	2004-07
8.	31	Patrick Peterson	2008-10
9.	29	Tharold Simon	2010-12
	29	Demetrius Hookfin	1999-02

FUMBLE RECOVERIES**SEASON**

1.	6	Alex Knight	1976
2.	5	Tyrann Mathieu	2011
	5	Greg Dubroc	1981
4.	4	Trev Faulk	2000
	4	Ramsey Dardar	1980
	4	Lyman White	1978
	4	Sammy Grezaffi	1967

CAREER

1.	11	Greg Dubroc	1981-84
2.	9	Jeffery Dale	1981-84
3.	8	Tyrann Mathieu	2010-11
	8	Lyman White	1977-80
	8	Alex Knight	1974-76
6.	7	Ron Sancho	1985-88
	7	Sammy Grezaffi	1965-67
8.	6	Al Richardson	1979-82
	6	Ramsey Dardar	1980-82
	6	John Adams	1976-79
	6	Rand Dennis	1972-74

FORCED FUMBLES

SEASON

1.	6	Tyrann Mathieu	2011
2.	5	Tyrann Mathieu	2010
	5	Mark Roman	1998
4.	3	Devin White	2018
	3	Arden Key	2016
	3	Drake Nevis	2010
	3	Harry Coleman	2009
	3	Craig Steltz	2007
	3	Danny McCray	2006
	3	Ali Highsmith	2005
	3	Jarvis Green	1999
	3	Ryan Clark	1999
	3	Joe Wesley	1998
	3	Mike Sutton	1996
	3	Gabe Northern	1995
	3	Ricardo Washington	1991

CAREER

1.	*11	Tyrann Mathieu	2010-11
2.	7	Ali Highsmith	2004-07
3.	6	Kelvin Sheppard	2007-10
	6	Clarence LeBlanc	1996-99
5.	5	Mark Roman	1996-99
	5	Gabe Northern	1992-95
	5	Eric Hill	1985-88
8.	4	Devin White	2016-18
	4	Arden Key	2015-17
	4	Ronald Martin	2011-14
	4	Barkevious Mingo	2010-12
	4	Drake Nevis	2007-10
	4	Harry Coleman	2006-09

* - SEC record

ALL-TIME FUMBLE RETURNS FOR TDS

YDS PLAYER

100	Ken Kavanaugh Sr. at Rice (Oct. 9, 1937)
58	Michael Divinity Jr. at Texas A&M (Nov. 24, 2018)
37	Gabe Northern vs. Michigan St. (Dec. 29, 1995)
33	Andrew Anthony vs. Central Michigan (Sept. 18, 2021)
31	Jimmy Taylor vs. Kentucky (Oct. 19, 1957)
29	Lavar Edwards vs. UL-Monroe (Nov. 13, 2010)
25	Danielle Hunter vs. Mississippi St. (Sept. 20, 2014)
25	Eric Alexander vs. Arkansas (Nov. 28, 2003)
25	Dwight Robinson at Florida (Oct. 28, 1961)
24	Chris Hawkins vs. Tulane (Nov. 1, 2008)
23	Jay Ward at Auburn (Oct. 1, 2022)
23	Tyrann Mathieu vs. Kentucky (Oct. 1, 2011)
22	Ali Highsmith at Vanderbilt (Oct. 8, 2005)
15	Jason LeDoux at South Carolina (Oct. 18, 2003)
8	Cameron Vaughn vs. Alabama (Nov. 13, 2004)
3	Tyrann Mathieu vs. #3 Oregon (Sept. 3, 2011)
0	Kevin Minter at Ole Miss (Nov. 19, 2011)
0	Chuck Wiley at Alabama (Nov. 8, 1997)
0	Mike Williams vs. Kentucky (Oct. 20, 1973)
0	Walter Barnes vs. Mississippi State (Oct. 5, 1946)

ALL-TIME INTERCEPTION RETURNS FOR TOUCHDOWNS

YARDS PLAYER

100	Craig Loston vs. #22 Mississippi State (Nov. 10, 2012)
100	Greg Jackson at Mississippi State (Nov. 12, 1988)
99	White Graves at Kentucky (Oct. 17, 1964)
85	Mark Roman vs. Tulane (Nov. 23, 1996)
85	Larry King vs. #18 Mississippi State (Nov. 12, 1955)
83	Jabbo Stell vs. Louisiana Normal (Nov. 20, 1937)
82	Dan Sandifer (TD, 65)/Jim Loflin (INT, 17) vs. Alabama (Nov. 9, 1946)
78	Lou Deutschmann vs. #18 Ole Miss (Oct. 31, 1953)
76	Jim Barton vs. Southeastern Louisiana (Nov. 19, 1949)
73	John Aubrey Adams vs. Indiana (Sept. 16, 1978)
72	Tommy Casanova vs. Mississippi State (Nov. 12, 1977)
71	Greg Jackson vs. Tulane (Nov. 26, 1988)
68	Eli Ricks at Florida (Dec. 12, 2020)
66	Johnny Mitchell at #12 Alabama (Nov. 6, 1998)
66	Pat Rogers at Kentucky (Oct. 14, 1995)
65	Y.A. Tittle vs. Alabama (Nov. 9, 1946)
60	Gene (Red) Knight vs. Tulane (Dec. 2, 19)
56	Damien James vs. Houston (Sept. 9, 2000)
53	Mark Roman at #10 Notre Dame (Nov. 21, 1998)
51	Jim Cason vs. Rice (Sept. 29, 1945)
50	Fred Booker vs. San Jose State (Sept. 4, 1999)
50	Billy Cannon vs. Baylor (in Shreveport, La.) (Oct. 3, 1959)
48	Travis Daniels at Mississippi State (Sept. 27, 2003)
46	Ron Brooks at Ole Miss (Nov. 19, 2011)
45	Eli Ricks vs. South Carolina (Oct. 24, 2020)
45	Jacob Phillips vs. Miami (Sept. 2, 2018)
45	Ronald Martin vs. Idaho (Sept. 15, 2012)
45	Morris Claiborne vs. #12 Georgia (Dec. 3, 2011) - SEC Championship Game
45	Corey Webster at #16 Florida (Oct. 12, 2002)
45	Norman Hodgins vs. Texas A&M (Sept. 23, 1973)
44	Carlton Buckels vs. Arkansas State (Oct. 12, 1991)
44	James Britt vs. Tennessee (Oct. 9, 1982)
43	Duane Leopard vs. Tulane (Nov. 30, 1957)
42	Lloyd Frye at Rice (Sept. 27, 1969)
42	Gerry Kent vs. Baylor (Oct. 5, 1968)
42	John Garlington at Rice (Sept. 24, 1966)
41	Jonathan Zenon vs. Arizona (Sept. 9, 2006)
39	Raion Hill at #14 Auburn (Sept. 21, 1996)
37	Dwight McGlothern vs. #17 Florida (Oct. 16, 2021)
37	Patrick Peterson at Mississippi State (Sept. 26, 2009)
37	Jeffrey Dale vs. Ole Miss (Nov. 3, 1984)
36	Johnny Mitchell vs. Idaho (Sept. 26, 1998)
36	Corey Raymond (TD, 30)/Anthony Marshall (INT, 6) vs. Arkansas St. (Oct. 12, 1991)
36	Michael Brooks vs. #7 Texas A&M (Sept. 13, 1986)
35	Marcus Spears vs. Mississippi State (Sept. 25, 2004)

YARDS PLAYER

35	Al Doggett vs. Tulane (Nov. 28, 1953)
32	Ron Brooks vs. Louisiana-Monroe (Nov. 13, 2010)
32	Damien James vs. The Citadel (Sept. 7, 2002)
31	Jay Ward vs. Ole Miss (Dec. 19, 2020)
31	Jack Hunt vs. Louisiana Monroe (Aug. 30, 2003)
31	Mark Roman vs. North Texas (Sept. 11, 1999)
31	Cedric Donaldson vs. #1 Florida (Oct. 11, 1997)
31	Cedric Donaldson vs. Texas-El Paso (Sept. 6, 1997)
31	David Walkup vs. Arkansas State (Oct. 12, 1991)
30	Jeff Burkett vs. Ole Miss (Nov. 2, 1946)
30	Albert Sanders at #12 Georgia (Oct. 20, 1945)
29	Kendell Beckwith vs. New Mexico State (Sept. 27, 2014)
29	Jacob Cutrera at Washington (Sept. 5, 2009)
29	Jack Hunt vs. Louisiana Tech (Nov. 1, 2003)
28	Ron Brooks vs. #19 Auburn (Oct. 22, 2011)
28	Ricardo Washington vs. Vanderbilt (Sept. 21, 1991)
27	Jim Gainey vs. Colorado (Sept. 11, 1971)
27	Bob Ziegler vs. Arkansas (in Shreveport, La.) (Nov. 24, 1956)
26	Norman Jefferson at Vanderbilt (Oct. 12, 1985)
26	Deion Jones vs. Eastern Michigan (Oct. 3, 2015)
25	Joseph Wesley vs. North Texas (Oct. 21, 1995)
25	Gary Champagne vs. #10 Colorado (Sept. 15, 1973)
24	Tory James vs. #15 Texas A&M (Sept. 3, 1994)
24	Greg Jackson at Florida (Oct. 4, 1986)
23	Lavar Edwards vs. Idaho (Sept. 15, 2002)
22	Rodney Young at Tulane (Nov. 19, 1994)
22	Wendall Nealy vs. Villanova (in Shreveport, La.) (Nov. 24, 1951)
21	Tre'Davious White vs. Wisconsin (in Green Bay, Wisc.) (Sept. 3, 2016)
21	Clarence LeBlanc at Auburn (Sept. 19, 1998)
21	Wilbert Abney vs. Vanderbilt (Oct. 27, 1945)
20	Jonathan Zenon vs. Louisiana-Lafayette (Sept. 2, 2006)
20	Marcus Spears vs. #3 Oklahoma (Jan. 4, 2004) - BCS National Championship Game
20	Ron Sancho vs. #10 Texas A&M (Sept. 3, 1988)
18	Jonathan Zenon vs. #14 Tennessee (Dec. 1, 2007) - SEC Championship Game
18	Lionel Turner vs. #5 Georgia (Dec. 6, 2003) - SEC Championship Game
18	Abner Wimberly at Georgia (Oct. 4, 1947)
14	Jabril Cox vs. Mississippi State (Sept. 26, 2020)
12	William Gunnels vs. Rice (Sept. 24, 1977)
10	Demetrius Hookfin vs. South Carolina (Oct. 19, 2002)
8	Don Addison at Miami (Fla.) (Oct. 10, 1969)
3	Kenneth Hollis vs. #10 Tennessee (Sept. 26, 2005)
1	Travis Daniels vs. Arkansas State (Sept. 11, 2004)

Record for TD Returns: 3 vs. Arkansas St., Oct. 12, 1991

Games with 2 TD Returns: 2 vs. Idaho, Sept. 15, 2012; 2 vs. Alabama, Nov. 9, 1946

Total Offense

PASSES

GAME			
1. 99	vs. Tulane	1969	
2. 98	at Tulane	1968	
98	vs. Wyoming	1977	
4. 97	vs. Illinois*	2001	
97	vs. Kentucky	1985	
6. 96	vs. Baylor	1970	
96	at Florida	1978	
8. 95	vs. Florida	1977	
95	vs. Texas*	2002	
95	vs. Arkansas	2007	

SEASON

1. 1,080 (8,526 total yards)	2019
2. 1,054 (6,152 total yards)	2007
3. 997 (6,344 total yards)	2022
4. 994 (5,857 total yards)	2003
5. 950 (5,227 total yards)	2018
6. 897 (5,037 total yards)	2014
7. 888 (4,790 total yards)	2021
8. 886 (4,785 total yards)	2008
9. 883 (4,865 total yards)	2012
883 (4,550 total yards)	2002

YARDS

GAME			
1. 746	vs. Rice (502 rush, 244 pass)	1977	
2. 714	vs. Ole Miss (212 rush, 489 pass)	2019	
3. 692	vs. Oklahoma (160 rush, 532 pass)	2019	
4. 680	vs. W. Carolina (195 rush, 485 pass)	2000	
5. 672	vs. Furman (332 rush, 340 pass)	2013	

SEASON

1. *8,526 (2,502 rush, 6,024 pass)	2019
2. 6,344 (2,574 rush, 3,770 pass)	2022
3. 6,152 (2,998 rush, 3,154 pass)	2007
4. 5,893 (2,630 rush, 3,263 pass)	2013
5. 5,857 (2,600 rush, 3,257 pass)	2003

YARDS PER PLAY

GAME			
1. *12.8	vs. Arkansas	2019	
2. 10.9	vs. Southern Miss	2016	
3. 10.8	vs. Furman	2013	
4. 10.6	vs. Florida	2019	
5. 10.4	vs. Kent State	2013	

SEASON

1. *7.89	2019
2. 6.94	2013
3. 6.71	2016
4. 6.71	2015

YARDS PER GAME

SEASON		
1. *568.4	2019	
2. 453.3	2013	
3. 453.1	2022	
4. 451.5	2001	
5. 440.3	1987	

TD'S BY RUSHING AND PASSING

SEASON		
1. *93 (32 rush, 61 pass)	2019	
2. 64 (35 rush, 29 pass)	2007	
3. 62 (39 rush, 23 pass)	2022	
4. 60 (37 rush, 23 pass)	2013	
5. 56 (35 rush, 21 pass)	2011	

TIME OF POSSESSION

GAME (SINCE 1978)

1. 44:31	vs. UCF	2018
2. 42:33	vs. Missouri	2016
3. 41:54	vs. BYU	2017
4. 41:48	at Florida	1978
5. 41:43	at Arkansas	2020
41:43	at South Carolina	2003
7. 41:13	at Texas A&M	2014
8. 41:06	at Tennessee	2006
9. 41:03	vs. Utah State	2019
10. 40:19	Texas A&M	2013

Rushing

RUSHES

GAME			
1. 83	vs. Wyoming (475 yards)	1977	
2. 82	vs. Florida (385 yards)	1977	
3. 80	at Florida (315 yards)	1978	
4. 76	vs. Ole Miss (426 yards)	1974	
5. 75	vs. Tulane (334 yards)	1945	
75	vs. Holy Cross (313 yards)	1945	

SEASON

1. 675 (2,622 yards)	1973
2. 674 (3,352 yards)	1977
3. 663 (3,041 yards)	1976
4. 655 (2,525 yards)	1974
5. 621 (2,919 yards)	2014

YARDS

GAME			
1. 503	vs. Oregon (69 atts.)	1977	
2. 502	vs. Rice (72 atts.)	1977	
3. 475	vs. Wyoming (83 atts.)	1977	
4. 441	vs. Rice (69 atts.)	1978	
5. 437	vs. Colorado (74 atts.)	1974	

SEASON

1. 3,352 (674 atts.)	1977
2. 3,082 (505 atts.)	2015
3. 3,041 (663 atts.)	1976
4. 2,998 (612 atts.)	2007
5. 2,919 (621 atts.)	2014

YARDS PER RUSH

GAME			
1. ^16.2	vs. Arkansas (16/260)	2019	
2. 13.5	vs. Mississippi State (19/257)	1948	
3. 10.1	vs. Rice (43/436)	1987	
4. 9.7	vs. Texas Tech (39/377)*	2015	

SEASON

1. 6.10	2015
2. 6.09	2016

YARDS PER GAME

SEASON		
1. 304.7 (3,352 yards)	1977	
2. 276.4 (3,041 yards)	1976	
3. 256.8 (3,082 yards)	2015	
4. 256.6 (2,823 yards)	1997	
5. 243.5 (2,678 yards)	1978	

RUSHING TOUCHDOWNS

GAME			
1. 9	vs. SLI	1936	
2. 8	at Kentucky	1997	
8	vs. Baylor	1969	
8	vs. Tulane	1961	

SEASON

1. 39	2022
2. 37	2013
3. 36	2015
4. 35	2011
35	2007
35	1977

Passing

PASSES ATTEMPTED

GAME			
1. 69	vs. Auburn (33 comp.)	1999	
2. 56	at Tulane (26 comp.)	1979	
3. 53	vs. Illinois (31 comp.)	2001	
4. 52	vs. Georgia (31 comp.)	2022	
52	vs. Florida (20 comp.)	1995	

SEASON

1. 567 (426 comp.)	2019
2. 480 (322 comp.)	2022
3. 443 (262 comp.)	2021
4. 442 (256 comp.)	2007
5. 421 (247 comp.)	2020

PASSES COMPLETED

GAME			
1. 35	at Alabama (44 atts.)	2001	
2. 33	vs. New Mexico (39 atts.)	2022	
33	vs. Auburn (69 atts.)	1999	
33	vs. Mississippi State (51 atts.)	1983	
5. 32	vs. Tennessee (45 atts.)	2022	
32	vs. Oklahoma (42 atts.)	2019	
32	at Ole Miss (42 atts.)	2019	
32	vs. Auburn (42 atts.)	2019	

SEASON

1. *426 (567 atts.)	2019
2. 262 (443 atts.)	2021
3. 256 (442 atts.)	2007
4. 255 (401 atts.)	2003
5. 247 (421 atts.)	2020

HIGHEST COMPLETION

PERCENTAGE

GAME			
(Min. 20 atts.)			
1. .879	vs. Northwestern State (29-33)	2019	
2. .875	vs. Florida (21-24)	2019	
3. .862	vs. Mississippi State (25-29)	2013	
(Min. 30 atts.)			
1. .879	vs. Northwestern State (29-33)	2019	
2. .875	vs. Florida (21-24)	2019	
3. .846	vs. New Mexico (33-39)	2022	

SEASON

GAME			
(Min. 200 atts.)			
1. *.751 (426-567)	2019		
2. .670 (322-480)	2022		
3. .666 (245-368)	2006		
4. .636 (255-401)	2003		
5. .635 (162-255)	1982		

MOST PASS ATTEMPTS

W/O AN INTERCEPTION

GAME			
1. 53	vs. Illinois*	2001	
2. 49	vs. Clemson*	2019	
49	vs. Tennessee	1989	
4. 48	at Missouri	2020	
5. 47	vs. Arkansas	2007	

PASSES HAD INTERCEPTED

GAME			
1. 6	at Auburn	1994	
6	vs. Tennessee	1939	
3. 5	at Auburn	1938	
5	at Auburn	1939	
5	vs. Holy Cross	1941	
5	at Georgia Tech	1943	
5	vs. Ole Miss	1954	
5	vs. Alabama	1975	
5	vs. Nebraska*	1984	

* - Bowl Game

SEASON

1.	25	1999
2.	21	1994
3.	20	1993
	20	1954
5.	19	1956
	19	1954
	19	1951
	19	1941
	19	1940

FEWEST PASSES INTERCEPTED

SEASON

1.	4	2017
	4	1962
3.	5	2018
	5	2011
5.	6	2015
	6	1990
	6	1977
	6	1961
8.	7	2022
	7	2019
	7	2016
	7	2012
	7	1997
	7	1980
	7	1974

YARDS PASSING

GAME

1.	532	vs. Oklahoma	2019
2.	528	at Alabama	2001
3.	502	vs. Georgia	2022
4.	489	at Ole Miss	2019
5.	488	vs. Northwestern State	2019

SEASON

1.	*6,024 (426-567)	2019
2.	3,770 (322-480)	2022
3.	3,578 (238-411)	2001
4.	3,272 (245-368)	2006
5.	3,263 (205-326)	2013

* - SEC record

YARDS PER GAME PASSING

SEASON

1.	401.60 (6,024 yards)	2019
2.	312.2 (3,122 yards)	2020
3.	298.2 (3,578 yards)	2001
4.	269.3 (3,770 yards)	2022
5.	258.1 (2,839 yards)	1989

TOUCHDOWN PASSES

GAME

1.	7	vs. Oklahoma	2019
	7	vs. Ohio	1989
3.	6	at Vanderbilt	2019
4.	5	vs. Central Michigan	2021
	5	vs. Clemson	2019
	5	at Ole Miss	2019
	5	vs. Utah State	2019
	5	vs. Georgia Southern	2019
	5	vs. UAB	2013
	5	vs. Western Carolina	2000
	5	vs. Akron	1997
	5	vs. Cal State Fullerton	1987
	5	vs. Rice	1982
	5	vs. Rice	1977
	5	vs. Tulane	1946
	5	vs. SLI	1936

SEASON

1.	61	2019
2.	30	2006
	30	2003
4.	29	2007
5.	26	1989

Scoring

POINTS

GAME (SEC ERA, SINCE 1933)

1.	93	vs. Louisiana-Lafayette	1936
2.	77	vs. Rice	1977
3.	72	at Texas A&M (7OT)	2018
4.	70	vs. Arkansas State	1991
5.	66	at Vanderbilt	2019
	66	vs. Wyoming	1977
7.	65	vs. Northwestern State	2019
8.	63	vs. Purdue	2022
	63	vs. Oklahoma	2019
	63	vs. New Mexico State	2014
	63	vs. Idaho	2012
	63	at Kentucky	1997
	63	vs. New Mexico State	1996
	63	vs. Baylor	1969

SEASON

1.	^726	2019
2.	541	2007
3.	500	2011
4.	483	2022
5.	475	2003

^ - NCAA Record (15 Games)

POINTS PER GAME

SEASON

1.	*48.4	2019
2.	38.6	2007
3.	35.8	2013
4.	35.7	2011
5.	34.9	1969

* - SEC Record

POINTS IN A HALF

1.	56	at Tulane (2nd)	1958
2.	52	vs. Louisiana-Lafayette (1st)	1936
3.	51	vs. Southern (1st)	2022

POINTS IN A QUARTER

1.	37	vs. Southern (1st)	2022
	35	vs. Rice (3rd)	1977
	35	at Tulane (4th)	1958
3.	30	vs. Troy (4th)	2008
4.	28	vs. Oklahoma (2nd)	2019
	28	at Vanderbilt (1st)	2019
	28	vs. Southern Miss (3rd)	2016
	28	vs. Florida (2nd)	2015
	28	vs. New Mexico State (2nd)	2014
	28	at Mississippi State (4th)	2013
	28	vs. Georgia Tech* (2nd)	2008
	28	at Arizona State (4th)	2005
	28	vs. Louisiana Tech (1st)	2003
	28	vs. New Mexico State (2nd)	1996
	28	vs. Ole Miss (4th)	1970
	28	vs. Tulane (1st)	1965
	28	vs. Louisiana-Lafayette (3rd)	1936

TOTAL TOUCHDOWNS

GAME

1.	14	vs. SLI, 1936
2.	11	vs. Rice, 1977
3.	9	Several: Last vs. Oklahoma, 2019

SEASON

1.	*95	2019
2.	66	2007
3.	65	2022
	65	2011
5.	63	2003

* - SEC Record

PAT'S BY KICKING

GAME

1.	11	vs. Rice, 1977
2.	10	vs. Arkansas State, 1991
3.	9	Several: Last vs Purdue, 2022

SEASON

1.	*89	2019
2.	63	2007
3.	62	2011
4.	60	2013
5.	59	2022

* - SEC Record

CONSECUTIVE PAT'S

SEASON

1.	63	2007
2.	59	2006
	59	2003

OVERALL

1.	148 (Alleman 106, Delahoussaye 42),	2011-13
2.	130 (Cade York 128, Stafford 2)	2019-21
3.	110 (David 104, Jasper 5, Gaudet 1)	2006-08
4.	97 (Browndyke 97)	1986-89
5.	93 (Lafleur 69, Richey, 23, Robert 1)	1993-96

FIELD GOALS

GAME

1.	5	vs. Georgia	2018
	5	vs. Mississippi State	2010
2.	2	17 times (last: 2021 vs. Auburn)	

SEASON

1.	29	2018
2.	28	2010
3.	26	2007
4.	21	2019
	21	2012

Punting

MOST PUNTS

GAME

1.	17	vs. Mississippi State	1940
	17	at Tennessee	1942

SEASON

1.	104	1941
2.	87	1942
3.	83	1951
4.	82	1952
5.	80	1950
	80	1948

YARDS PUNTED

GAME

1.	664	vs. Mississippi State (17 punts)	1940
----	-----	----------------------------------	------

SEASON

1.	4,010	1941
----	-------	------

AVERAGE YARDS PER GAME

GAME

(Min. 5 Punts)			
1.	53.2	at Mississippi State (5/266)	1997
2.	52.4	vs. Arkansas (5/262)	1999
3.	51.3	at Ole Miss (7/359)	1957
(Min. 10 Punts)			
1.	47.3	at Ole Miss (10-473)	1960

SEASON

1.	46.0 (54/2,486)	1997
----	-----------------	------

Kickoff Returns

RETURNS

GAME

1. 9	vs. Florida (168 yards)	2008
2. 8	vs. Georgia (193 yards)	2008
8	vs. Florida (166 yards)	1993
8	vs. Miami (190 yards)	1988
8	vs. Tulane (185 yards)	1948

SEASON

1. 54	2008
2. 47	1989

YARDS RETURNED

GAME

1. 193	vs. Georgia	2008
2. 190	Miami (Fla.)	1988
3. 187	Arkansas	2010
4. 186	Ohio State	1988
5. 185	Tulane	1948
6. 183	Tennessee	1993
7. 178	Alabama	1983
8. 175	Georgia	2013
9. 174	Alabama	2013
10. 168	Ole Miss	2009
168	Florida	2008

SEASON

1. 1,190 (46 returns)	2010
-----------------------	------

Punt Returns

RETURNS

GAME

1. 13	at Tulane	1937
2. 9	Texas A&M	1961

SEASON

1. 72	1937
-------	------

YARDS RETURNED

GAME

1. 205	Ole Miss	1970
2. 192	Baylor	1969
3. 171	Texas A&M	1961
4. 169	Ole Miss	1983
5. 163	North Texas	2008
5. 163	North Carolina	2010
7. 148	Rice	1965
8. 141	Kentucky	1966
8. 141	Mississippi State	1994
10. 133	Rice	1975

SEASON

1. 1,004	1937
----------	------

Miscellaneous

GAMES PLAYED

SEASON

1. ^15	2019
2. 14	2022
14	2011
14	2007
14	2003
5. 13	13 times (Last: 2021)

^ - NCAA Record

WINS

SEASON

1. ^15	2019
2. 13	2011
13	2003
4. 12	2007
5. 11	4 times (2010, 2006, 2005, 1958)

^ - NCAA Record

CONSECUTIVE WINS

SEASON

1. 15	2019
2. 13	2011
3. 11	1958
4. 10	1961
5. 9	2005
9	1973
9	1935

OVERALL

1. 19	1957-59
2. 16	2018-19
3. 15	1907-09
4. 14	2010-11
5. 13	2006-07

SEC WINS

SEASON

1. 8	2019
8	2011
3. 7	2003
7	2005
5. 6	14 times
2022, '17, '13, '12, '10, '07, '06, '04, 1997, '96, '88, '61, '58, '36	

CONSECUTIVE SEC WINS

OVERALL

1. 13	1935-37
2. 11	1960-62
3. 10	1957-59
4. 9	2011-12
9	1969-71

MOST FIRST DOWNS

GAME

1. 35	vs. Ole Miss	2022
35	at Ole Miss	2019
35	vs. Mississippi State	1969
4. 34	vs. Rice	1978
34	vs. Mississippi State	1967

SEASON

1. 418	2019
2. 346	2022
3. 316	2007

MOST YARDS PENALIZED

GAME

1. 184	at Florida	1961
2. 170	vs. Rice	1981

SEASON

1. 936	2019
2. 880	2007
3. 794	2018

MOST FUMBLES LOST

GAME

1. 6	vs. Rice	1974
6	vs. Georgia	1952
6	vs. Texas	1952
6	at Rice	1951
5. 5	8 times (Last: 1986 vs. Miami (OH))	

SEASON

1. 29	1974
-------	------

Total Defense

FEWEST YARDS ALLOWED

GAME

1. 26	vs. Mercer	1940
2. 33	at Tulane	1964

SEASON

1. 1,236	1937
----------	------

FEWEST YARDS ALLOWED PER GAME

SEASON

1. 123.6	1937
2. 143.2	1959
3. 170.3	1961
4. 175.7	1964
5. 191.4	1958

Rushing Defense

FEWEST YARDS ALLOWED

GAME

1. -50	vs. Ole Miss	1982
2. -43	vs. Mercer	1940
-43	vs. Tulane	1976
4. -42	vs. Texas A&M	1970

SEASON

1. 389	1969
2. 574	1970
3. 687	1937
4. 794	1961
5. 832	1962

FEWEST YARDS ALLOWED PER GAME

SEASON

1. 38.9	1969
2. 52.2	1970
3. 62.5	1937
4. 67.0	2003
5. 79.4	1961

Passing Defense

FEWEST YARDS ALLOWED

GAME

1. 0	vs. Alabama	1971
0	vs. Ole Miss	1958
0	at Alabama	1958
0	vs. Texas Tech	1954
0	vs. Arkansas *	1946
0	vs. Ole Miss	1942
0	vs. Louisiana Normal	1942
0	vs. Auburn	1939
0	vs. Texas	1937
0	vs. Florida	1937

* - Bowl Game

FEWEST YARDS ALLOWED PER GAME

SEASON

1. 52.4	1959
2. 54.9	1937
3. 64.2	1955
4. 65.1	1941
5. 67.4	1946

MOST INTERCEPTIONS

GAME

1. 8	vs. Villanova	1951
2. 6	vs. Mississippi State	2007
6	vs. Tulane	1975
6	vs. Kentucky	1965

SEASON

1. 26	1984
26	1986
3. 25	1953
25	1970
5. 23	1945
23	1946
23	1951
23	2007

MOST INTERCEPTIONS RETURNED FOR TOUCHDOWNS

GAME

1.	3	vs. Arkansas State	1991
2.	2	vs. Idaho	2012
	2	vs. Auburn	1996

SEASON

1.	5	2003
2.	4	2020
	4	1991

MOST DEFENSIVE TOUCHDOWNS

GAME

1.	3	vs. Arkansas State	1991
----	---	--------------------	------

SEASON

1.	7	2003
2.	6	2011

MOST SACKS

GAME

1.	9	at Tulane	1994
2.	8	vs. McNeese	2021
	8	vs. Louisville	2016
4.	7	vs. South Carolina	1987
	7	at South Carolina	1995
	7	Alabama	1996
	7	vs. Notre Dame	1997
	7	Louisiana-Lafayette	2002
	7	at Alabama	2007
	7	Sam Houston State	2014

SEASON

1.	44 (14 games)	2003
2.	41 (12 games)	1995
3.	40 (11 games)	1994
4.	39 (14 games)	2011
	39 (13 games)	2006
6.	38 (13 games)	2021
	38 (13 games)	2005
	38 (12 games)	1997
9.	37 (14 games)	2007
	37 (12 games)	2004

Scoring Defense

FEWEST POINTS ALLOWED

GAME

1.	0	vs. many opponents Last: vs. New Mexico	2022 (38-0)
----	---	--	-------------

SEASON

1.	27	1937
	27	1933
3.	29	1959
4.	33	1936
5.	34	1962

FEWEST POINTS ALLOWED PER

GAME

SEASON

1.	2.7	1937
----	-----	------

FEWEST TOUCHDOWNS ALLOWED

SEASON

1.	3	1959
----	---	------

MOST SHUTOUTS

SEASON

1.	6	1937
	6	1933
	6	1962
4.	5	5 times (1961, '59, '38, '36, '35)

Season	Games	Plays	Total Off.	YPG	RUSHING				PASSING				INT	Yds.	YPG	TD	Points	PPG
					Att.	Yds.	YPG	TD	Comp.	Att.	Comp%	Yds.						
2022	14	997	6,344	453.1	517	2,574	183.9	39	322	480	67.1%	7	3,770	269.3	23	483	34.5	
2021	13	888	4,791	368.5	445	1,483	114.1	9	262	443	59.1%	11	3,308	254.5	32	345	26.5	
2020	10	786	4,339	433.9	365	1,217	121.7	9	247	421	58.7%	9	3,122	312.2	24	320	32.0	
2019	15	1,080	8,526	568.4	513	2,502	166.8	32	426	567	75.1%	7	6,024	401.6	61	726	48.4	
2018	13	950	5,227	402.1	563	2,257	173.6	29	224	387	57.9%	5	2,970	228.5	17	421	32.4	
2017	13	863	5,344	411.1	563	2,699	207.6	25	179	300	59.7%	4	2,645	203.5	17	354	27.2	
2016	12	757	5,077	423.1	459	2,796	233.0	30	174	298	58.4%	7	2,281	190.1	12	340	28.3	
2015	12	783	5,247	437.3	505	3,082	256.8	36	149	278	53.6%	6	2,165	180.4	13	394	32.8	
2014	13	897	5,037	387.5	621	2,919	224.5	25	138	276	50.0%	9	2,118	162.9	17	359	27.6	
2013	13	849	5,893	453.3	523	2,630	202.3	37	205	326	62.9%	9	3,263	251.0	23	465	35.8	
2012	13	883	4,865	374.2	527	2,258	173.7	29	208	356	58.4%	7	2,607	200.5	12	387	29.8	
2011	14	870	4,971	355.1	591	2,836	202.6	35	173	279	62.0%	5	2,135	152.5	21	500	35.7	
2010	13	839	4,437	341.3	538	2,414	185.7	29	173	301	57.5%	11	2,023	155.6	10	386	29.7	
2009	13	771	3,959	304.5	435	1,596	122.8	15	198	336	58.9%	8	2,363	181.8	19	323	24.8	
2008	13	886	4,785	368.1	495	2,168	166.8	27	206	391	52.7%	18	2,617	201.3	21	402	30.9	
2007	14	1,054	6,152	439.4	612	2,998	214.1	35	256	442	57.9%	13	3,154	225.3	29	541	38.6	
2006	13	818	5,427	417.5	450	2,155	165.8	25	245	368	66.6%	9	3,272	251.7	30	438	33.7	
2005	13	869	4,863	374.1	509	1,951	150.1	21	216	360	60.0%	10	2,912	224.0	22	383	29.5	
2004	12	825	4,747	395.6	506	2,326	193.8	20	179	319	56.1%	10	2,421	201.8	19	344	28.7	
2003	14	994	5,857	418.4	593	2,600	185.7	24	255	401	63.6%	15	3,257	232.6	30	475	33.9	
2002	13	883	4,550	350.0	558	2,560	196.9	19	155	325	47.7%	8	1,990	153.1	16	323	24.8	
2001	12	862	5,418	451.5	451	1,840	153.3	28	238	411	57.9%	12	3,578	298.2	18	371	30.9	
2000	11	746	4,140	376.4	393	1,442	131.1	13	183	353	51.8%	16	2,698	245.3	24	292	26.5	
1999	11	713	3,319	301.7	308	907	82.5	13	200	405	49.4%	25	2,412	219.3	11	223	20.3	
1998	11	740	4,231	384.6	432	1,853	168.5	23	182	308	59.1%	9	2,378	216.2	18	337	30.6	
1997	11	746	4,517	410.6	521	2,823	256.6	34	137	225	60.9%	7	1,694	154.0	11	346	31.5	
1996	11	738	4,399	399.9	488	2,322	211.1	33	131	250	52.4%	11	2,077	188.8	8	325	29.5	
1995	11	726	3,911	355.5	409	1,622	147.5	18	175	317	55.2%	8	2,289	208.1	14	279	25.4	
1994	11	753	3,791	344.6	418	1,365	124.1	13	175	335	52.2%	21	2,426	220.5	17	270	24.5	
1993	11	758	3,451	313.7	417	1,449	131.7	12	161	341	47.2%	16	2,002	182.0	9	190	17.3	
1992	11	696	3,309	300.8	381	1,322	120.2	14	161	315	51.1%	20	1,987	180.6	8	175	15.9	
1991	11	711	3,561	323.7	396	1,414	128.5	10	174	315	55.2%	13	2,147	195.2	14	248	22.5	
1990	11	730	3,447	313.4	464	1,692	153.8	10	133	266	50.0%	6	1,755	159.5	10	183	16.6	
1989	11	728	4,293	390.3	401	1,454	132.2	10	188	327	57.5%	12	2,839	258.1	26	295	26.8	
1988	11	764	3,796	345.1	425	1,357	123.4	9	182	339	53.7%	12	2,439	221.7	14	239	21.7	
1987	11	747	4,845	440.5	436	2,289	208.1	24	187	311	60.1%	10	2,554	232.2	18	335	30.5	
1986	11	800	4,544	413.1	465	1,921	174.6	11	207	335	61.8%	12	2,623	238.5	21	291	26.5	
1985	11	882	4,284	389.5	516	2,017	183.4	22	220	366	60.1%	10	2,267	206.1	6	220	20.0	
1984	11	822	4,248	386.2	498	1,989	180.8	24	183	324	56.5%	14	2,259	205.4	12	305	27.7	
1983	11	788	4,129	375.4	448	1,583	143.9	22	194	340	57.1%	18	2,546	231.5	7	251	22.8	
1982	11	839	4,535	412.3	584	2,525	229.5	26	162	255	63.5%	8	2,010	182.7	21	365	33.2	
1981	11	763	3,379	307.2	497	1,471	133.7	13	163	266	61.3%	12	1,908	173.5	6	169	15.4	
1980	11	743	3,178	288.9	564	1,952	177.5	19	98	179	54.7%	7	1,226	111.5	9	213	19.4	
1979	11	791	3,919	356.3	496	1,858	168.9	26	137	295	46.4%	14	2,061	187.4	7	241	21.9	
1978	11	836	4,127	375.2	613	2,678	243.5	25	111	223	49.8%	11	1,449	131.7	5	264	24.0	
1977	11	871	4,542	412.9	674	3,352	304.7	35	85	197	43.1%	6	1,190	108.2	12	375	34.1	
1976	11	840	3,982	362.0	663	3,041	276.5	29	72	177	40.7%	10	941	85.5	3	255	23.2	
1975	11	769	2,995	272.3	574	1,929	175.4	15	83	195	42.6%	17	1,066	96.9	4	159	14.5	
1974	11	800	3,438	312.5	655	2,525	229.5	23	59	145	40.7%	7	913	83.0	2	202	18.4	
1973	11	818	3,832	348.4	675	2,622	238.4	21	76	143	53.1%	13	1,210	110.0	9	258	23.5	
1972	11	856	3,942	358.4	609	2,241	203.7	11	125	247	50.6%	12	1,701	154.6	17	235	21.4	
1971	11	832	4,263	387.5	590	2,501	227.4	21	123	242	50.8%	11	1,762	160.2	20	320	29.1	
1970	11	840	3,738	339.8	599	1,702	154.7	21	125	241	51.9%	14	2,036	185.1	11	277	25.2	
1969	10	860	4,081	408.1	591	2,194	219.4	30	139	269	51.7%	13	1,887	188.7	14	349	34.9	
1968	10	797	3,507	350.7	567	1,962	196.2	18	121	230	52.6%	13	1,545	154.5	6	190	19.0	
1967	10	741	3,605	360.5	554	2,361	236.1	27	95	187	50.8%	10	1,244	124.4	6	248	24.8	
1966	10	668	2,479	247.9	536	1,859	185.9	11	56	132	42.4%	9	620	62.0	4	135	13.5	
1965	10	645	3,073	307.3	497	2,077	207.7	23	73	148	49.3%	9	996	99.6	8	251	25.1	
1964	10	665	2,639	263.9	483	1,694	169.4	4	86	182	47.3%	11	945	94.5	5	115	11.5	
1963	10	612	2,499	249.9	518	2,087	208.7	15	42	94	44.7%	8	412	41.2	2	135	13.5	
1962	10	644	2,679	267.9	536	1,960	196.0	17	40	108	37.0%	3	719	71.9	3	162	16.2	
1961	10	636	2,900	290.0	516	2,196	219.6	25	52	120	43.3%	6	704	70.4	4	234	23.4	
1960	10	608	2,429	242.9	484	1,709	170.9	9	57	124	46.0%	9	720	72.0	4	105	10.5	
1959	10	651	2,620	262.0	520	1,886	188.6	15	59	131	45.0%	9	734	73.4	8	164	16.4	
1958	10	623	2,787	278.7	481	1,965	196.5	28	62	142	43.7%	8	822	82.2	11	275	27.5	
1957	10	570	2,446	244.6	477	1,935	193.5	15	34	93	36.6%	8	511	51.1	3	159	15.9	
1956	10	652	2,518	251.8	504	1,788	178.8	11	54	148	36.5%	19	730	73.0	3	104	10.4	
1955	10	657	2,497	249.7	493	1,651	165.1	9	65	164	39.6%	18	846	84.6	8	139	13.9	
1954	11	653	2,544	231.3	507	1,800	163.6	14	54	146	37.0%	20	744	67.6	5	125	11.4	
1953	11	693	3,001	272.8	518	2,127	193.4	21	77	175	44.0%	14	874	79.5	5	194	17.6	
1952	10	613	2,675	267.5	436	1,826	182.6	17	76	177	42.9%	13	849	84.9	4	148	14.8	
1951	11	795	2,932	266.5	603	1,967	178.8	15	79	192	41.1%	19	965	87.7	2	128	11.6	
1950	11	689	2,996	272.4	516	1,979	179.9	16	63	173	36.4%	12	1,017	92.5	8	165	15.0	
1949	10	693	3,277	327.7	516	2,365	236.5	23	66	177	37.3%	14	912	91.2	9	231	23.1	
1948	10	507	1,936	193.6	377	1,237	123.7	7	48	130	36.9%	11	699	69.9	6	99	9.9	
1947	9	544	2,580	286.7	422	1,597	177.4	16	59	122	48.4%	8	983	109.2	6	1		

Season	Games	Plays	Total Off.	YPG	RUSHING				PASSING							
					Att.	Yds.	YPG	TD	Comp.	Att.	INT	Yds.	YPG	TD	Points	PPG
2022	14	930	4,964	354.6	507	2,077	148.4	18	236	423	9	2,887	206.2	17	315	22.5
2021	13	891	4,908	377.5	470	1,831	140.8	16	270	421	8	3,077	236.7	29	346	26.6
2020	10	678	4,920	492.0	346	1,690	169.0	18	198	332	13	3,230	323.0	24	349	34.9
2019	15	1,008	5,153	343.5	487	1,812	120.8	19	264	521	17	3,341	222.7	20	328	21.9
2018	13	915	4,403	338.7	466	1,802	138.6	15	223	449	17	2,601	200.1	18	283	21.8
2017	13	811	4,108	316.0	433	1,669	128.4	16	202	378	12	2,439	187.6	11	246	18.9
2016	12	793	3,773	314.4	429	1,407	117.3	7	194	364	9	2,366	197.2	9	189	15.8
2015	12	806	4,166	347.2	387	1,475	122.9	14	236	419	10	2,691	224.3	22	291	24.3
2014	13	845	4,119	316.8	460	1,985	152.7	16	199	385	10	2,134	164.2	10	228	17.5
2013	13	872	4,429	340.7	474	1,862	143.2	15	223	398	11	2,567	197.5	15	286	22.0
2012	13	897	3,999	307.6	440	1,321	101.6	14	254	457	18	2,678	206.0	15	228	17.5
2011	14	897	3,661	261.5	460	1,261	90.1	7	229	437	18	2,400	171.4	7	158	11.3
2010	13	822	3,993	307.2	478	1,785	137.3	15	196	344	19	2,208	169.8	15	237	18.2
2009	13	910	4,259	327.6	494	1,734	133.4	6	222	416	13	2,525	194.2	13	211	16.2
2008	13	846	4,232	325.5	421	1,432	110.2	17	227	425	8	2,800	215.4	15	314	24.2
2007	14	915	4,043	288.8	464	1,485	106.1	14	212	451	23	2,558	182.7	19	279	19.9
2006	13	764	3,156	242.8	400	1,262	97.1	7	172	364	16	1,894	145.7	11	164	12.6
2005	13	833	3,469	266.8	402	1,190	91.5	8	204	431	10	2,279	175.3	12	185	14.2
2004	12	743	3,083	256.9	410	1,197	99.8	7	160	333	14	1,886	157.2	16	205	17.1
2003	14	877	3,528	252.0	400	938	67.0	5	213	477	21	2,590	185.0	12	154	11.0
2002	13	825	3,728	286.8	464	1,743	134.1	16	163	361	17	1,985	152.7	13	238	18.3
2001	12	832	4,752	396.0	375	1,399	116.6	9	261	457	18	3,353	279.4	25	268	22.3
2000	11	788	3,861	351.0	387	1,483	134.8	9	220	401	9	2,378	216.2	15	221	20.1
1999	11	800	3,840	349.1	452	1,675	152.3	18	188	348	17	2,165	196.8	11	259	23.5
1998	11	760	4,496	408.7	421	1,462	132.9	12	213	339	9	3,034	275.8	23	279	25.4
1997	11	788	3,821	347.4	384	1,274	115.8	13	203	404	14	2,547	231.5	11	179	16.3
1996	11	740	3,533	321.2	434	1,686	153.3	16	150	306	10	1,847	167.9	9	203	18.5
1995	11	789	3,398	308.9	446	1,491	135.5	11	158	343	13	1,907	173.4	8	160	14.5
1994	11	711	3,211	291.9	412	1,465	133.2	14	162	299	15	1,746	158.7	9	271	24.6
1993	11	734	4,351	395.5	434	2,149	195.4	20	176	300	13	2,202	200.2	20	308	28.0
1992	11	830	4,110	373.6	551	2,332	212.0	21	149	279	11	1,778	161.6	8	261	23.7
1991	11	789	4,229	384.5	548	2,447	222.5	22	125	241	11	1,782	162.0	11	263	23.9
1990	11	755	3,739	339.9	511	2,344	213.1	20	122	244	19	1,995	126.8	8	238	21.6
1989	11	800	4,172	379.3	504	2,166	196.9	22	173	296	14	2,006	182.4	5	252	22.9
1988	11	729	3,216	292.4	390	1,260	114.5	9	168	339	15	1,956	177.8	6	181	16.5
1987	11	750	3,530	320.9	440	1,726	156.9	8	169	310	11	1,804	164.0	9	171	15.5
1986	11	750	3,528	320.7	430	1,416	128.7	8	181	320	26	2,112	192.0	9	155	14.1
1985	11	751	3,336	303.3	388	1,178	107.1	6	185	363	20	2,158	196.2	6	113	10.3
1984	11	842	3,812	346.5	483	1,771	161.0	12	178	359	26	2,041	185.5	7	198	18.0
1983	11	751	3,589	326.3	489	1,863	169.4	19	145	262	16	1,726	156.9	11	253	23.0
1982	11	718	2,707	246.1	406	1,004	91.3	7	157	312	13	1,703	154.8	12	170	15.5
1981	11	762	3,697	336.1	561	2,096	190.5	14	105	201	11	1,601	145.5	16	272	24.7
1980	11	763	3,067	278.8	537	1,925	175.0	15	91	226	15	1,142	103.8	7	193	17.5
1979	11	793	3,334	303.1	528	1,782	162.0	7	120	265	14	1,552	141.1	10	141	12.8
1978	11	748	3,122	283.8	491	1,570	142.7	8	114	257	20	1,552	141.1	8	173	15.7
1977	11	735	3,522	320.2	504	2,033	184.8	15	105	231	16	1,489	135.4	7	196	17.8
1976	11	714	2,564	233.1	504	1,568	142.5	13	82	210	13	996	90.5	6	149	13.5
1975	11	771	3,111	282.8	558	1,919	174.5	9	101	213	13	1,192	108.4	10	202	18.4
1974	11	727	2,934	266.7	554	1,960	178.2	13	75	173	6	974	88.5	5	168	15.3
1973	11	677	3,021	274.6	460	1,554	141.3	10	91	217	14	1,467	133.4	9	153	13.9
1972	11	674	2,840	258.2	462	1,561	141.9	9	90	212	15	1,279	116.3	3	121	11.0
1971	11	695	2,798	254.4	472	1,690	153.6	12	101	223	17	1,108	100.7	4	138	12.5
1970	11	746	2,689	244.5	356	574	52.2	2	187	390	25	2,115	192.3	8	96	8.7
1969	10	709	2,280	228.0	353	384	38.4	5	166	356	19	1,896	189.6	8	91	9.1
1968	10	693	2,777	277.7	401	1,094	109.4	5	134	292	15	1,683	168.3	10	144	14.4
1967	10	683	2,777	277.7	459	1,460	146.0	8	109	224	10	1,317	131.7	5	114	11.4
1966	10	611	2,306	230.6	398	1,077	107.7	8	105	213	11	1,229	122.9	6	124	12.4
1965	10	625	2,450	245.0	370	969	96.9	12	126	255	16	1,481	148.1	8	157	15.7
1964	10	540	1,767	176.7	398	1,078	107.8	6	61	142	9	689	68.9	2	79	7.9
1963	10	591	2,163	216.3	420	1,013	101.3	7	91	171	9	1,150	115.0	6	98	9.8
1962	10	579	2,062	206.2	349	832	83.2	0	114	230	14	1,230	123.0	4	34	3.4
1961	10	558	1,703	170.3	386	794	79.4	1	84	172	18	909	90.9	6	50	5.0
1960	10	578	1,983	198.3	431	1,199	119.9	3	62	147	17	784	78.4	1	50	5.0
1959	10	550	1,412	141.2	381	888	88.8	1	56	169	13	524	52.4	0	29	2.9
1958	10		1,934	193.4		1,151	115.1	5			16	783	78.3	3	53	5.3
1957	10		2,726	272.6		1,876	187.6	11			14	850	85.0	5	110	11.0
1956	10		2,716	271.6		1,790	179.0	17			12	926	92.6	8	197	19.7
1955	10		2,414	241.4		1,773	177.3	11			8	641	64.1	8	149	14.9
1954	11		3,169	288.1		2,252	204.7	20			9	917	83.4	4	173	15.7
1953	11		2,805	255.0		1,570	142.7	17			25	1,235	112.3	5	159	14.5
1952	10		3,108	310.8		1,910	191.0	18			22	1,198	119.8	10	214	21.4
1951	11		2,653	241.2		1,623	147.5	9			23	1,030	93.6	7	111	10.1
1950	11		2,720	247.3		1,675	152.3	16			19	1,045	95.0	6	151	13.7
1949	10		2,158	215.8		1,074	107.4	4			19	1,084	108.4	6	74	7.4

NOTE: Bowl games are not included in stats until 2002.
BOLD: Indicates school record

OPPONENT	SERIES RECORD	FIRST, LAST SEASON
Akron	1-0-0	1997
Alabama	27-55-5	1895, 2022
Appalachian State	2-0-0	2005, 2008
Arizona	3-0-0	1984, 2006
Arizona State	1-0-0	2005
Arkansas	43-23-2 (^41-23-2)	1901, 2022
Arkansas State	3-0-0	1991, 2004
Army	0-1-0	1931
Auburn	32-24-1 (^29-24-1)	1901, 2022
Baylor	8-3-0	1907, 1985
Boston College	2-0-0	1947, 1953
BYU	1-0	2017
Cal State Fullerton	1-0-0	1987
Centenary	3-1-1	1895, 1933
Central Michigan	1-0-0	2021
Chattanooga	2-0-0	1954, 2017
Cincinnati	0-1-0	1897
Citadel	1-0-0	2002
Clemson	3-1-0	1959, 2019
Colorado	5-1-0	1962, 1980
Colorado State	1-1-0	1985, 1992
Cumberland	0-1-0	1903
Dakota Wesleyan	1-0-0	1930
Duke	1-1-0	1929, 1958
East Carolina	1-0-0	1985
Eastern Michigan	1-0-0 (^0-0-0)	2015
Florida	33-33-3 (^30-33-0)	1937, 2022
Florida State	2-8-0	1968, 2022
Fordham	2-0-0	1942, 1946
Fresno State	1-0-0	2006
Furman	1-0-0 (^0-0-0)	2013
George Washington	1-0-0	1934
Georgia	18-14-1	1928, 2022
Georgia Southern	1-0-0	2019
Georgia State	0-0-0	First Meeting
Georgia Tech	7-12-0	1915, 2008
Grambling	0-0-0	First Meeting
Hardin-Simmons	1-0-0	1958
Haskell Indian Nations	1-1-0	1908, 1914
Havana University	1-0-0	1907
Holy Cross	2-1-0	1939, 1941
Houston	2-1-0	1996, 2000
Idaho	1-0-0 (^0-0-0)	1998, 2012
Illinois	1-0-0	2002
Indiana	2-1-0	1924, 1978
Iowa	1-1-0 (^0-1-0)	2004, 2013
Iowa State	1-0-0	1971
Jacksonville State	1-0	2016
Jefferson College	6-0-0	1913, 1920
Kansas State	1-0-0	1980
Kent State	1-0-0 (^0-0-0)	2013
Kentucky	40-17-1 (^39-17-1)	1949, 2021
Louisiana College	2-0-0	1928, 1929
1 - Louisiana-Lafayette	22-0-0	1902, 2009
2 - Louisiana-Monroe	4-0-0 (^3-0-0)	2003, 2021
Louisiana Tech	19-1-0	1901, 2018
Louisville	1-0-0	2017
Loyola (New Orleans)	4-1-0	1922, 1939
Manhattan	1-0-0	1935
Maryland	0-3-0	1951, 1955
McNeese	2-0-0	2010, 2021
Mercer	1-0-0	1940
Miami (Fla.)	10-3-0	1946, 2018
Miami (Ohio)	2-1-0	1986, 2002
Michigan State	1-0-0	1995
Middle Tennessee	2-0-0	2001, 2007
Millsaps	2-1-0	1900, 1933
Mississippi	65-42-4 (^63-42-4)	1894, 2022
Mississippi College	9-0-1	1910, 1923
Mississippi State	77-36-3 (^74-36-3)	1896, 2022
Missouri	1-2-0	1978, 2020
Nebraska	0-5-1	1971, 1987
New Mexico	1-0-0	2022

OPPONENT	SERIES RECORD	FIRST, LAST SEASON
New Mexico State	1-0-0 (^0-0-0)	1996, 2014
North Carolina	6-1-0	1948, 2010
North Texas	5-0-0 (^4-0-0)	1995, 2012
3 - Northwestern State	12-0-0	1911, 2019
Notre Dame	5-7-0	1970, 2017
Ohio	1-0-0	1989, 1989
Ohio State	1-1-1	1987, 2007
Oklahoma	2-1-0	1950, 2019
Oklahoma State	1-0-0	1956
Oregon	3-1-0	1932, 2011
Oregon State	4-0-0	1976, 2004
Pacific	3-0-0	1950, 1972
Penn State	0-2-0	1974, 2010
Purdue	1-0-0	2022
Rice	38-13-5	1915, 2018
Rutgers	0-1-0	1922
Sam Houston State	1-0-0 (^0-0-0)	2014
4 - Samford University	1-0-0	1907
San Jose State	1-0-0	1999
Santa Clara	0-2-0	1937, 1938
Sewanee	3-6-0	1899, 1932
SMU	0-1-1	1922, 1934
South Carolina	19-2-1 (^17-2-1)	1930, 2020
Southeastern Louisiana	2-0-0	1949, 2018
Southern	1-0-0	2022
Southern California	1-1-0	1979, 1984
Southern Mississippi	1-1-0	1951, 1994
Southwestern (Tenn.)	1-0-0	1908
Southwestern Texas	1-0-0	1911
Spring Hill	8-0-0	1920, 1932
Stanford	0-1-0	1977
Syracuse	3-1-0 (^2-1-0)	1965, 2017
TCU	6-2-1 (^5-2-1)	1931, 2013
Tennessee	10-21-3	1925, 2022
Texas	8-9-1	1896, 2019
Texas A&M	35-23-3 (^31-23-3)	1899, 2022
Texas-El Paso	1-0-0	1997
Texas Tech	3-0-0 (^2-0-0)	1954, 2015
Towson	1-0-0 (^0-0-0)	2012
Transylvania	1-0-0	1909
Troy	2-1-0	2004, 2017
Tulane	69-22-7	1893, 2009
UAB	2-1-0 (^1-1-0)	2000, 2022
UCF	1-0-0	2018
UCLA	0-1-0	2021
Utah	2-0-0	1974, 1976
Utah State	3-0-0	1993, 2019
Vanderbilt	24-7-1	1902, 2020
Virginia Tech	1-1-0	2002, 2007
Wake Forest	3-0-0	1960, 1979
Washington	3-0-0 (^2-0-0)	1983, 2012
West Virginia	2-0-0	2010, 2011
Western Carolina	1-0-0	2000
Western Illinois	1-0-0	2003
Western Kentucky	2-0-0 (^1-0-0)	2011, 2015
Wichita State	1-0-0	1984
Wisconsin	3-1-0 (^2-1-0)	1971, 2016
Wyoming	3-0-0	1968, 1978

2023 opponents in bold.

* - 1975 and 1976 games forfeited to LSU by NCAA

^ - Vacated by 2023 NCAA Decision

1 - Formerly Southwestern Louisiana

2 - Formerly Northeast Louisiana

3 - Formerly Louisiana Normal

4 - Formerly Howard College

LSU's all-time on field- record is 833-421-47. LSU's NCAA record is 796-421-47 after 37 wins were vacated from 2012-15 after an NCAA ruling in June 2023. In addition to each of the opponents listed above, LSU has fashioned an 18-4 record against a group of opponents consisting of military and club teams, which balances the all-time won-lost record with the aforementioned total.

YEAR	OVERALL W-L-TPCT.	CONFERENCE W-L-TPCT.	COACH	HIGHLIGHTS
1893	0-1-0 .000	0-1-0 .000	C.E. Coates	
1894	2-1-0 .667	0-1-0 .000	A.P. Simmons	
1895	3-0-0 1.000	2-0-0 1.000	A.P. Simmons	1st Undeafated Season
1896	6-0-0 1.000	3-0-0 1.000	A.W. Jeardeau	SIAA Co-Champion
1897	1-1-0 .500	0-0-0 .000	A.W. Jeardeau	
1898	1-0-0 1.000	1-0-0 1.000	E.A. Chavanne	
1899	1-4-0 .250	1-2-0 .333	J.P. Gregg	
1900	2-2-0 .500	0-1-0 .000	E.A. Chavanne	
1901	5-1-0 .834	2-1-0 .667	W.S. Borland	
1902	6-1-0 .857	4-1-0 .800	W.S. Borland	SIAA Co-Champion
1903	4-5-0 .445	0-4-0 .000	W.S. Borland	
1904	3-4-0 .429	1-2-0 .333	D.A. Killian	
1905	3-0-0 1.000	2-0-0 1.000	D.A. Killian	
1906	2-2-2 .500	0-1-1 .000	D.A. Killian	
1907	7-3-0 .700	2-1-0 .667	Edgar R. Wingard	
1908	10-0-0 1.000	2-0-0 1.000	Edgar R. Wingard	SIAA Champion 1st 10-Win Season
1909	6-2-0 .750	3-1-0 .750	J.G. Pritchard/J.W. Mayhew	
1910	1-5-0 .167	0-3-0 .000	J.W. Mayhew	
1911	6-3-0 .667	1-1-0 .500	J.K. Dwyer	
1912	4-3-0 .571	1-3-0 .250	J.K. Dwyer	
1913	6-1-2 .857	1-1-1 .500	J.K. Dwyer	
1914	4-4-1 .500	0-1-1 .000	E.T. McDonald	
1915	6-2-0 .750	3-1-0 .750	E.T. McDonald	
1916	7-1-2 .785	2-1-1 .667	E.T. McDonald/I.R. Pray/D.X. Bible	
1917	3-5-0 .375	1-3-0 .275	W. Sutton	
1918	No Games	World War I		
1919	6-2-0 .750	2-2-0 .500	Irving R. Pray	
1920	5-3-1 .625	0-3-0 .000	Branch Bocock	
1921	6-1-1 .857	2-1-1 .667	Branch Bocock	
1922	3-7-0 .300	1-2-0 .333	Irving R. Pray	
1923	3-5-1 .375	0-3-0 .000	Mike Donahue	
1924	5-4-0 .556	0-3-0 .000	Mike Donahue	
1925	5-3-1 .625	0-2-1 .000	Mike Donahue	
1926	6-3-0 .667	3-3-0 .500	Mike Donahue	
1927	4-4-1 .500	2-3-1 .400	Mike Donahue	
1928	6-2-1 .750	3-1-1 .750	Russ Cohen	
1929	6-3-0 .667	3-1-0 .750	Russ Cohen	
1930	6-4-0 .600	2-3-0 .400	Russ Cohen	
1931	5-4-0 .556	2-2-0 .500	Russ Cohen	
1932	6-3-1 .667	3-0-0 1.000	Biff Jones	SIC Co-Champion
1933	7-0-3 .850	3-0-2 .800	Biff Jones	
1934	7-2-2 .800	4-2-0 .667	Biff Jones	
1935	9-2-0 .818	5-0-0 1.000	Bernie Moore	SEC Champion, Sugar Bowl
1936	9-1-1 .864	6-0-0 1.000	Bernie Moore	SEC Champion, Sugar Bowl
1937	9-2-0 .818	5-1-0 .833	Bernie Moore	Sugar Bowl
1938	6-4-0 .600	2-4-0 .333	Bernie Moore	
1939	4-5-0 .444	1-5-0 .167	Bernie Moore	
1940	6-4-0 .600	3-3-0 .500	Bernie Moore	
1941	4-4-2 .500	2-2-2 .500	Bernie Moore	
1942	7-3-0 .700	3-2-0 .600	Bernie Moore	
1943	6-3-0 .667	2-2-0 .500	Bernie Moore	Orange Bowl
1944	2-5-1 .313	2-3-1 .417	Bernie Moore	
1945	7-2-0 .778	5-2-0 .714	Bernie Moore	
1946	9-1-1 .864	5-1-0 .833	Bernie Moore	Cotton Bowl
1947	5-3-1 .611	2-3-1 .417	Bernie Moore	
1948	3-7-0 .300	1-5-0 .167	Gaynell Tinsley	
1949	8-3-0 .727	4-2-0 .667	Gaynell Tinsley	Sugar Bowl
1950	4-5-2 .455	2-3-2 .429	Gaynell Tinsley	
1951	7-3-1 .682	4-2-1 .643	Gaynell Tinsley	
1952	3-7-0 .300	2-5-0 .286	Gaynell Tinsley	
1953	5-3-3 .590	2-3-3 .438	Gaynell Tinsley	
1954	5-6-0 .455	2-5-0 .286	Gaynell Tinsley	
1955	3-5-2 .400	2-3-1 .417	Paul Dietzel	
1956	3-7-0 .300	1-5-0 .167	Paul Dietzel	
1957	5-5-0 .500	4-4-0 .500	Paul Dietzel	
1958	11-0-0 1.000	6-0-0 1.000	Paul Dietzel	SEC & National Champions Sugar Bowl
1959	9-2-0 .818	5-1-0 .833	Paul Dietzel	Sugar Bowl
1960	5-4-1 .550	2-3-1 .417	Paul Dietzel	
1961	10-1-0 .909	6-0-0 1.000	Paul Dietzel	SEC Co-Champion Orange Bowl
1962	9-1-1 .864	5-1-0 .833	Charles McClendon	Cotton Bowl
1963	7-4-0 .636	4-2-0 .667	Charles McClendon	Bluebonnet Bowl
1964	8-2-1 .772	4-2-1 .643	Charles McClendon	Sugar Bowl
1965	8-3-0 .727	3-3-0 .500	Charles McClendon	Cotton Bowl
1966	5-4-1 .550	3-3-0 .500	Charles McClendon	
1967	7-3-1 .682	3-2-1 .583	Charles McClendon	Sugar Bowl
1968	8-3-0 .727	4-2-0 .667	Charles McClendon	Peach Bowl
1969	9-1-0 .900	4-1-0 .800	Charles McClendon	
1970	9-3-0 .750	5-0-0 1.000	Charles McClendon	SEC Champion Orange Bowl

YEAR	OVERALL W-L-TPCT.	CONFERENCE W-L-TPCT.	COACH	HIGHLIGHTS
1971	9-3-0 .750	3-2-0 .600	Charles McClendon	Sun Bowl
1972	9-2-1 .792	4-1-1 .750	Charles McClendon	Bluebonnet Bowl
1973	9-3-0 .750	5-1-0 .833	Charles McClendon	Orange Bowl
1974	5-5-1 .500	2-4-0 .250	Charles McClendon	
1975	5-6-0 .454	2-4-0 .250	Charles McClendon	
1976	7-3-1 .682	3-3-0 .500	Charles McClendon	
1977	8-4-0 .667	4-2-0 .667	Charles McClendon	Sun Bowl
1978	8-4-0 .667	3-3-0 .500	Charles McClendon	Liberty Bowl
1979	7-5-0 .583	4-2-0 .667	Charles McClendon	Tangerine Bowl
1980	7-4-0 .636	4-2-0 .667	Jerry Stovall	
1981	3-7-1 .318	1-4-1 .250	Jerry Stovall	
1982	8-3-1 .708	4-1-1 .750	Jerry Stovall	Orange Bowl
1983	4-7-0 .364	0-6-0 .000	Jerry Stovall	
1984	8-3-1 .708	4-1-1 .750	Bill Arnsparger	Sugar Bowl
1985	9-2-1 .792	4-1-1 .750	Bill Arnsparger	Liberty Bowl
1986	9-3-0 .750	5-1-0 .833	Bill Arnsparger	SEC Champion, Sugar Bowl
1987	10-1-1 .875	5-1-0 .833	Mike Archer	Gator Bowl
1988	8-4-0 .667	6-1-0 .857	Mike Archer	SEC Co-Champion Hall of Fame Bowl
1989	4-7-0 .364	2-5-0 .286	Mike Archer	
1990	5-6-0 .455	2-5-0 .286	Mike Archer	
1991	5-6-0 .455	3-4-0 .429	Curley Hallman	
1992	2-9-0 .182	1-7-0 .125	Curley Hallman	
1993	5-6-0 .455	3-5-0 .375	Curley Hallman	
1994	4-7-0 .364	3-5-0 .375	Curley Hallman	
1995	7-4-1 .625	4-3-1 .563	Gerry DiNardo	Independence Bowl
1996	10-2 .833	6-2 .750	Gerry DiNardo	SEC West Co-Champion Peach Bowl
1997	9-3 .750	6-2 .750	Gerry DiNardo	SEC West Co-Champion, Independence Bowl
1998	4-7 .364	2-6 .250	Gerry DiNardo	
1999	3-8 .273	1-7 .125	Gerry DiNardo/Hal Hunter	
2000	8-4 .667	5-3 .625	Nick Saban	Peach Bowl
2001	10-3 .769	5-3 .625	Nick Saban	SEC Champion, Sugar Bowl
2002	8-5 .615	5-3 .625	Nick Saban	Cotton Bowl
2003	13-1 .928	7-1 .875	Nick Saban	SEC and National Champions Sugar Bowl
2004	9-3 .750	6-2 .750	Nick Saban	Capital One Bowl
2005	11-2 .846	7-1 .875	Les Miles	SEC West Champion Peach Bowl
2006	11-2 .846	6-2 .750	Les Miles	Sugar Bowl
2007	12-2 .857	6-2 .750	Les Miles	SEC & National Champions BCS Championship Game
2008	8-5 .615	3-5 .375	Les Miles	Chick-fil-A Bowl
2009	9-4 .692	5-3 .625	Les Miles	Capital One Bowl
2010	11-2 .846	6-2 .750	Les Miles	Cotton Bowl
2011	13-1 .929	8-0 1.000	Les Miles	SEC Champions National Runner-up BCS Championship Game
2012	10-3 .769	6-2 .750	Les Miles	Chick-fil-A Bowl
*NCAA: 0-3 .000	0-2 .000	Les Miles	10 Wins Vacated	
2013	10-3 .769	5-3 .625	Les Miles	Outback Bowl
*NCAA: 0-3 .000	0-3 .000	Les Miles	10 Wins Vacated	
2014	8-5 .615	4-4 .500	Les Miles	Music City Bowl
*NCAA: 0-5 .000	0-4 .000	Les Miles	8 Wins Vacated	
2015	9-3 .750	5-3 .625	Les Miles	Texas Bowl
*NCAA: 0-3 .000	0-3 .000	Les Miles	9 Wins Vacated	
2016	8-4 .667	5-3 .625	Les Miles/Ed Orgeron	Buffalo WW Citrus Bowl
2017	9-4 .692	6-2 .750	Ed Orgeron	Citrus Bowl
2018	10-3 .769	5-3 .625	Ed Orgeron	PlayStation Fiesta Bowl
2019	15-0 1.000	8-0 1.000	Ed Orgeron	SEC and National Champions Chick-Fil-A Peach Bowl CFP Semifinal and National Championship
2020	5-5 .500	5-5 .500	Ed Orgeron	
2021	6-7 .462	3-5 .375	Ed Orgeron/Brad Davis	Texas Bowl
2022	10-4 .714	6-2 .750	Brian Kelly	SEC West Champions Cheez-It Citrus Bowl
1893-1922	SIAA	37-37-5	.500	3 SIAAC Championships
1923-1932	SIC	18-21-3	.464	1 SIC Championship
1933-present	SEC	351-237-22	.593	12 SEC Championships
		^331-237-22	.579	
Conference Totals		406-295-30	.576	16 Conference Championships
		^386-295-30	.563	
Overall Totals		833-431-47	.653	54 Bowl Appearances
		^796-431-47	.643	

* - Vacated by 2023 NCAA Decision

1893

Record: 0-1-0 SIAA: 0-1-0 H: 0-0 A: 0-1 N:0-0

Coach Dr. Charles E. Coates

Captain: Ruffin G. Pleasant (QB)

Nov. 25 at Tulane * L 0-34

1894

Record: 2-1-0 SIAA: 0-1-0 H: 1-1 A: 1-0 N: 0-0

Coach Albert P. Simmons

Captain: Samuel Marmaduke Dinwiddie Clark (FB)

Nov. 30 at Natchez AC W 26-0

Dec. 3 Ole Miss * L 6-26

Dec. 21 Centenary W 30-0

1895

Record: 3-0-0 SIAA: 2-0-0 H: 2-0 A: 0-0 N: 1-0

Coach Albert P. Simmons

Captain: J.E. Snyder (QB)

Oct. 26 Tulane * W 8-4

Nov. 2 vs. Centenary (1) W 16-6

Nov. 18 Alabama * W 12-6

1896

Record: 6-0-0 SIAA: 3-0-0 H: 3-0 A: 1-0 N: 2-0

Coach Allen W. Jeardeau

Captain: Edwin Allen (Ned) Scott (T)

Oct. 10 Centenary W 46-0

Oct. 24 at Tulane * W 6-0

Nov. 13 vs. Ole Miss * (2) W 12-4

Nov. 16 Texas W 14-0

Nov. 20 Mississippi State * W 52-0

Nov. 28 vs. Southern AC (3) W 6-0

1897

Record: 1-1-0 SIAA: 0-0-0 H: 1-1 A: 0-0 N: 0-0

Coach Allen W. Jeardeau

Captain: Edwin Allen (Ned) Scott (T)

Dec. 20 Montgomery AC W 28-6

Jan. 3 Cincinnati L 0-26

1898

Record: 1-0-0 SIAA: 1-0-0 H: 1-0 A: 0-0 N: 0-0

Coach Edmond A. Chavanne

Captain: Edmond A. Chavanne (T)

Dec. 14 Tulane * W 37-0

1899

Record: 1-4-0 SIAA: 1-2-0 H: 1-1 A: 0-2 N: 0-1

Coach John P. Gregg

Captain: Hulette F. Aby (T)

Nov. 3 vs. Ole Miss * (4) L 0-11

Nov. 10 Lake Charles HS ^ W 48-0

Nov. 13 Sewanee * L 0-34

Nov. 30 at Texas L 0-29

Dec. 2 at Texas A&M L 0-52

Dec. 8 Tulane * W 38-0

^ - Exhibition game

1900

Record: 2-2-0 SIAA: 0-1-0 H: 2-0 A: 0-2 N: 0-0

Coach Edmond A. Chavanne

Captain: I.H. Schwing (QB)

Nov. 12 Millsaps W 70-0

Nov. 17 at Tulane * L 0-29

Nov. 30 at Millsaps L 5-6

Dec. 5 LSU Alumni W 10-0

1901

Record: 5-1-0 SIAA: 2-1-0 H: 3-1 A: 2-0 N: 0-0

Coach W. S. Borland

Captain: E.L. Gorham (HB)

Oct. 28 at Louisiana Tech W 57-0

Nov. 7 Ole Miss * W 46-0

Nov. 16 at Tulane * W 11-0

Nov. 20 Auburn * L 0-28

Nov. 28 YMCA-New Orleans W 38-0

Dec. 5 Arkansas W 15-0

1902

Record: 6-1-0 SIAA: 4-1-0 H: 1-1 A: 3-0 N: 2-0

Coach W.S. Borland

Captain: Henry E. Landry (FB)

Oct. 16 at Louisiana-Lafayette W 42-0

Oct. 18 vs. Texas (16) W 5-0

Oct. 27 Auburn * W 5-0

Nov. 8 vs. Ole Miss * (3) W 6-0

Nov. 17 Vanderbilt * L 5-27

Nov. 27 at Mississippi State * W 6-0

Nov. 29 at Alabama * W 11-0

1903

Record: 4-5-0 SIAA: 0-4-0 H: 2-1 A: 2-3 N: 0-1

Coach W. S. Borland

Captain: J.J. Coleman (HB)

Oct. 14 LSU Alumni W 16-0

Oct. 24 Eagles-New Orleans W 33-0

Oct. 30 at Louisiana Tech W 16-0

Oct. 31 at Shreveport AC W 5-0

Nov. 7 at Mississippi State * L 0-11

Nov. 9 at Alabama * L 0-18

Nov. 11 at Auburn * L 0-12

Nov. 16 Cumberland L 0-41

Nov. 21 vs. Ole Miss * (3) L 0-11

1904

Record: 3-4-0 SIAA: 1-2-0 H: 3-1 A: 0-3 N: 0-0

Coach Dan A. Killian

Captain: E.L. Klock (T)

Oct. 21 Louisiana Tech W 17-0

Oct. 28 at Shreveport AC L 0-16

Oct. 29 at Louisiana Tech L 0-6

Nov. 5 Ole Miss * W 5-0

Nov. 10 Nashville Medical W 16-0

Nov. 19 at Tulane * L 0-5

Dec. 1 Alabama * L 0-11

1905

Record: 3-0-0 SIAA: 2-0-0 H: 2-0 A: 1-0 N: 0-0

Coach Dan A. Killian

Captain: Frank M. Edwards (G)

Nov. 18 Louisiana Tech W 16-0

Nov. 25 at Tulane * W 5-0

Dec. 1 Mississippi State * W 15-0

1906

Record: 2-2-2 SIAA: 0-1-1 H: 2-2-1 A: 0-0-1 N: 0-0

Coach Dan A. Killian

Captain: E.E. Weil (FB)

Oct. 19 Monroe AC W 5-0

Oct. 20 Ole Miss * L 0-9

Oct. 26 vs. Mississippi State * [10] T 0-0

Nov. 9 Louisiana Tech W 17-0

Nov. 19 Texas A&M L 12-21

Nov. 29 Arkansas T 6-6

1907

Record: 7-3-0 SIAA: 2-1-0 H: 5-0 A: 2-2 N: 0-1

Coach Edgar R. Wingard

Captain: Solle W. Brannon (QB)

Oct. 11	Louisiana Tech	W	28-0
Oct. 19	at Texas	L	5-12
Oct. 21	at Texas A&M	L	5-11
Oct. 28	Samford University	W	57-0
Nov. 6	Arkansas	W	17-12
Nov. 9	Mississippi State *	W	23-11
Nov. 16	at Ole Miss * (20)	W	23-0
Nov. 23	vs. Alabama * (5)	L	4-6
Nov. 30	Baylor	W	48-0
Dec. 25	at Havana, Cuba	W	56-0

1908

National Champions (National Championship Foundation)

Record: 10-0-0 SIAA: 2-0-0 H: 5-0 A: 3-0 N: 2-0

Coach Edgar R. Wingard

Captain: Marshall H. (Cap) Gandy (T)

Oct. 3	YMGC-New Orleans	W	41-0
Oct. 12	Jackson Br.-New Orleans	W	81-5
Oct. 17	vs. Texas A&M (3)	W	26-0
Oct. 26	Southwestern (Tenn.)	W	55-0
Oct. 31	at Auburn *	W	10-2
Nov. 7	Mississippi State *	W	50-0
Nov. 10	Baylor	W	89-0
Nov. 16	vs. Haskell (3)	W	32-0
Nov. 23	at Louisiana Tech	W	22-0
Nov. 26	at Arkansas (6)	W	36-4

1909

Record: 6-2-0 SIAA: 3-1-0 H: 4-0 A: 1-0 N: 1-2

Coaches Joe G. Pritchard / John W. Mayhew

Captain: R.L. (Big) Stovall (C)

Oct. 2	Jackson B.R.-N.O.	W	70-0
Oct. 9	Ole Miss *	W	10-0
Oct. 16	Mississippi State *	W	15-0
Oct. 30	vs. Sewanee * (3)	L	6-15
Nov. 4	vs. Louisiana Tech (7)	W	23-0
Nov. 13	vs. Arkansas (8)	L	0-16
Nov. 18	Transylvania	W	52-0
Nov. 25	at Alabama * (9)	W	12-6

1910

Record: 1-5-0 SIAA: 0-3-0 H: 1-0 A: 0-3 N: 0-2

Coach John W. Mayhew

Captain: Bill Seip (E)

Oct. 15	Mississippi College	W	40-0
Oct. 21	vs. Mississippi State * (10)	L	0-3
Oct. 29	vs. Sewanee * (3)	L	5-31
Nov. 5	at Vanderbilt *	L	0-22
Nov. 19	at Texas	L	0-12
Nov. 24	at Arkansas (6)	L	0-51

1911

Record: 6-3-0 SIAA: 1-1-0 H: 5-0 A: 1-1 N: 0-2

Coach James K. (Pat) Dwyer

Captain: Arthur J. (Tommy) Thomas (G)

Oct. 7	Louisiana-Lafayette	W	42-0
Oct. 14	Northwestern State	W	46-0
Oct. 20	Mississippi College	W	40-0
Oct. 28	Meteor AC	W	40-0
Nov. 4	at Baylor	W	6-0
Nov. 11	vs. Mississippi State * (11)	L	0-6
Nov. 18	vs. Southwestern Texas (12)	L	6-17
Nov. 30	at Arkansas (6)	L	0-11
Dec. 9	Tulane *	W	6-0

1912

Record: 4-3-0 SIAA: 1-3-0 H: 2-2 A: 2-0 N: 0-1

Coach James K. (Pat) Dwyer

Captain: Charles S. Reiley (T)

Oct. 5	Louisiana-Lafayette	W	85-3
Oct. 11	Mississippi College	W	45-0
Oct. 19	Ole Miss *	L	7-10
Nov. 2	Mississippi State *	L	0-7
Nov. 9	vs. Auburn * (5)	L	0-7
Nov. 16	at Arkansas (6)	W	7-6
Nov. 28	at Tulane *	W	21-3

1913

Record: 6-1-2 SIAA: 1-1-1 H: 3-0 A: 2-0-1 N: 1-1-1

Coach James K. (Pat) Dwyer

Captain: T.W. (Tom) Dutton (C)

Oct. 4	at Louisiana Tech	W	20-2
Oct. 11	at Louisiana-Lafayette	W	26-0
Oct. 18	Jefferson College	W	45-6
Oct. 23	Baylor	W	50-0
Nov. 1	vs. Auburn * (5)	L	0-7
Nov. 8	vs. Arkansas (13)	W	12-7
Nov. 15	at Mississippi State *	T	0-0
Nov. 22	Tulane *	W	40-0
Nov. 27	vs. Texas A&M (12)	T	7-7

1914

Record: 4-4-1 SIAA: 0-1-1 H: 4-1 A: 0-0-1 N: 0-3

Coach E.T. MacDonnell

Captain: George B. Spencer (T)

Sept. 26	Louisiana-Lafayette	W	54-0
Oct. 3	Louisiana Tech	W	60-0
Oct. 10	Mississippi College	W	14-0
Oct. 17	Ole Miss *	L	0-21
Oct. 24	Jefferson College	W	14-13
Oct. 31	vs. Texas A&M (14)	L	9-63
Nov. 7	vs. Arkansas (13)	L	12-20
Nov. 14	vs. Haskell (3)	L	0-31
Nov. 26	at Tulane *	T	0-0

1915

Record: 6-2-0 SIAA: 3-1-0 H: 4-0 A: 1-1 N: 1-1

Coach E.T. MacDonnell

Captain: Alfred J. Reid (FB)

Oct. 1	Jefferson College	W	42-0
Oct. 8	Mississippi College	W	14-0
Oct. 15	at Ole Miss *	W	28-0
Oct. 22	vs. Georgia Tech * (3)	L	7-36
Oct. 29	Mississippi State *	W	10-0
Nov. 5	vs. Arkansas (13)	W	13-7
Nov. 17	at Rice	L	0-6
Nov. 25	Tulane *	W	12-0

1916

Record: 7-1-2 SIAA: 2-1-1 H: 3-0-1 A: 2-0-1 N: 2-1

Coach E.T. MacDonnell / I.R. Pray / D.X. Bible

Captain: Phillip Cooper (T)

Sept. 30	at Louisiana-Lafayette	W	24-0
Oct. 7	Jefferson College	W	59-0
Oct. 14	vs. Texas A&M (15)	W	13-0
Oct. 21	Mississippi College	W	50-7
Oct. 28	vs. Sewanee * (3)	L	0-7
Nov. 4	vs. Arkansas (13)	W	17-7
Nov. 11	at Mississippi State *	W	13-3
Nov. 18	Ole Miss *	W	41-0
Nov. 24	Rice	T	7-7
Nov. 30	at Tulane *	T	14-14

1917

Record: 3-5-0 SIAA: 1-3-0 H: 2-2 A: 1-0 N: 0-3

Coach Wayne Sutton

Captain: Arthur (Mickey) O'Quinn (E)

Oct. 6	Louisiana-Lafayette	W	20-6
Oct. 13	at Ole Miss *	W	52-7
Oct. 20	vs. Sewanee * (3)	L	0-3
Oct. 27	vs. Texas A&M (16)	L	0-27
Nov. 3	vs. Arkansas (13)	L	0-14
Nov. 10	Mississippi College	W	34-0
Nov. 17	Mississippi State *	L	0-9
Nov. 29	Tulane *	L	6-28

1918

"SILENT SEASON"

NO GAMES (WORLD WAR I)

1919

Record: 6-2-0 SIAA: 2-2-0 H: 4-1 A: 1-1 N: 1-0

Coach Irving R. Pray

Captain: T.W. Dutton (C)

Oct. 4	Louisiana-Lafayette	W	39-0
Oct. 11	Jefferson College	W	38-0
Oct. 18	Ole Miss *	W	13-0
Oct. 25	vs. Arkansas (13)	W	20-0
Nov. 1	at Mississippi State *	L	0-6
Nov. 8	Mississippi College	W	24-0
Nov. 15	Alabama *	L	0-23
Nov. 22	at Tulane *	W	27-6

1920

Record: 5-3-1 SIAA: 0-3-0 H: 4-2 A: 0-2-1 N: 1-0

Coach Branch Bocock

Captain: Roy L. Benoit (QB)

Oct. 2	Jefferson College	W	81-0
Oct. 2	Northwestern State	W	34-0
Oct. 9	Spring Hill	W	40-0
Oct. 16	at Texas A&M	T	0-0
Oct. 23	Mississippi State *	L	7-12
Oct. 30	Mississippi College	W	41-9
Nov. 6	vs. Arkansas (13)	W	3-0
Nov. 13	at Alabama *	L	0-21
Nov. 25	Tulane *	L	0-21

1921

Record: 6-1-1 SIAA: 2-1-1 H: 4-0 A: 1-1 N: 1-0-1

Coach Branch Bocock

Captain: F.L. (Fritz) Spence (E)

Oct. 8	Northwestern State	W	78-0
Oct. 15	Texas A&M	W	6-0
Oct. 22	Spring Hill	W	41-7
Oct. 29	vs. Alabama * (3)	T	7-7
Nov. 5	vs. Arkansas (13)	W	10-7
Nov. 12	Ole Miss *	W	21-0
Nov. 19	at Tulane *	L	0-21
Dec. 3	at Mississippi State *	W	17-14

1922

Record: 3-7-0 SIAA: 1-2-0 H: 3-2 A: 0-3 N: 0-2

Coach Irving R. Pray

Captain: E.L. (Tubby) Ewen (E)

Sept. 30	Northwestern State	W	13-0
Oct. 7	Loyola	L	0-7
Oct. 14	at SMU	L	0-51
Oct. 20	at Texas A&M	L	0-47
Oct. 28	vs. Arkansas (13)	L	6-40
Nov. 2	Spring Hill	W	25-7
Nov. 7	vs. Rutgers (17)	L	0-25
Nov. 10	at Alabama *	L	3-47
Nov. 18	Mississippi State *	L	0-7
Nov. 30	Tulane * (HC)	W	25-14

1923

Record: 3-5-1 SIC: 0-3-0 H: 3-1 A: 0-2 N: 0-2-1

Coach Mike Donahue

Captain: E.L. (Tubby) Ewen (E)

Sept. 29	Northwestern State	W	40-0
Oct. 6	Louisiana-Lafayette	W	7-3
Oct. 13	Spring Hill	W	33-0
Oct. 20	Texas A&M	L	0-28
Oct. 27	vs. Arkansas (13)	L	13-26
Nov. 2	vs. Mississippi College (2)	T	0-0
Nov. 16	vs. Alabama * (18)	L	3-30
Nov. 24	at Tulane *	L	0-20
Dec. 1	at Mississippi State *	L	7-14

1924

Record: 5-4-0 SIC: 0-3-0 H: 3-1 A: 1-1 N: 1-2

Coach Mike Donahue

Captain: C.C. (Cliff) Campbell (T)

Sept. 27	Spring Hill	W	7-6
Oct. 4	Louisiana-Lafayette	W	31-7
Oct. 11	vs. Indiana (19)	W	20-14
Oct. 18	at Rice	W	12-0
Oct. 25	vs. Auburn * (9)	L	0-3
Nov. 1	vs. Arkansas (13)	L	7-10
Nov. 8	at Georgia Tech *	L	7-28
Nov. 15	Northwestern State	W	40-0
Nov. 27	Tulane * ^ (HC)	L	0-13

^ - First game in Tiger Stadium

1925

Record: 5-3-1 SIC: 0-2-1 H: 4-2 A: 1-0-1 N: 0-1

Coach Mike Donahue

Captain: Jonathan Edward Steele (G)

Sept. 26	Northwestern State	W	27-0
Oct. 3	Louisiana-Lafayette	W	38-0
Oct. 10	Alabama * (HC)	L	0-42
Oct. 17	LSU Freshman	W	6-0
Oct. 24	at Tennessee *	T	0-0
Oct. 31	vs. Arkansas (13)	L	0-12
Nov. 7	Rice	W	6-0
Nov. 13	at Loyola	W	13-0
Nov. 21	Tulane *	L	0-16

1926

Record: 6-3-0 SIC: 3-3-0 H: 3-1 A: 1-2 N: 2-0

Coach Mike Donahue

Captain: L.T. (Babe) Godfrey (HB)

Sept. 25	Northwestern State	W	47-0
Oct. 2	Louisiana-Lafayette	W	34-0
Oct. 9	Tennessee *	L	7-14
Oct. 16	vs. Auburn * (18)	W	10-0
Oct. 23	vs. Mississippi State * (20)	L	6-7
Oct. 30	at Alabama *	L	0-24
Nov. 6	vs. Arkansas (13)	W	14-0
Nov. 13	Ole Miss * (HC)	W	3-0
Nov. 25	at Tulane *	W	7-0

1927

Record: 4-4-1 SIC: 2-3-1 H: 2-1 A: 1-2-1 N: 1-1

Coach Mike Donahue

Captain: L.T. (Babe) Godfrey (FB)

Sept. 24	Louisiana Tech	W	45-0
Oct. 1	Louisiana-Lafayette	W	52-0
Oct. 8	at Alabama * (9)	T	0-0
Oct. 15	vs. Auburn * (18)	W	9-0
Oct. 22	at Mississippi State * (20)	W	9-7
Oct. 29	vs. Arkansas (13)	L	0-28
Nov. 5	at Ole Miss *	L	7-12
Nov. 12	at Georgia Tech *	L	0-23
Nov. 24	Tulane *	L	6-13

1928

Record: 6-2-1 SIC: 3-1-1 H: 4-0 A: 2-1-1 N: 0-1

Coach Russ Cohen

Captain: Jess Tinsley (T)

Oct. 6	Louisiana-Lafayette	W	46-0
Oct. 13	Louisiana College	W	41-0
Oct. 20	at Mississippi State * (20)	W	31-0
Oct. 27	Spring Hill	W	30-7
Nov. 3	vs. Arkansas (13)	L	0-7
Nov. 10	Ole Miss * (HC)	W	19-6
Nov. 17	at Georgia *	W	13-12
Nov. 29	at Tulane *	T	0-0
Dec. 8	at Alabama * (9)	L	0-13

1929

Record: 6-3-0 SIC: 3-1-0 H: 5-1 A: 1-1 N: 0-1

Coach Russ Cohen

Captain: Frank Ellis (T)

Sept. 28	Louisiana College	W	58-0
Oct. 5	Louisiana-Lafayette	W	58-0
Oct. 12	Sewanee * (HC)	W	27-14
Oct. 19	at Mississippi State * (20)	W	31-6
Oct. 26	Louisiana Tech	W	53-7
Nov. 2	vs. Arkansas (13)	L	0-32
Nov. 9	at Duke	L	6-32
Nov. 16	Ole Miss *	W	13-6
Nov. 28	Tulane *	L	0-21

1930

Record: 6-4-0 SIC: 2-3-0 H: 5-0 A: 0-4 N: 1-0

Coach Russ Cohen

Captain: Walter (Dobie) Reeves (HB)

Sept. 20	South Dakota Wesleyan	W	76-0
Sept. 27	Louisiana Tech	W	71-0
Oct. 4	Louisiana-Lafayette	W	85-0
Oct. 11	at South Carolina	L	6-7
Oct. 18	at Mississippi State * (20)	L	6-8
Oct. 25	Sewanee * (HC)	W	12-0
Nov. 1	vs. Arkansas (13)	W	27-12
Nov. 8	Ole Miss *	W	6-0
Nov. 15	at Alabama * (18)	L	0-33
Nov. 27	at Tulane *	L	7-12

1931

Record: 5-4-0 SIC: 2-2-0 H: 3-1 A: 1-3 N: 1-0

Coach Russ Cohen

Captain: Edward Khoury (T)

Sept. 26	at TCU	L	0-3	D
Oct. 3	Spring Hill ^	W	35-0	N
Oct. 10	South Carolina (HC)	W	19-12	N
Oct. 17	Mississippi State *	W	31-0	N
Oct. 24	vs. Arkansas (13)	W	13-6	D
Oct. 31	Sewanee *	L	6-12	N
Nov. 7	at Army	L	0-20	D
Nov. 14	at Ole Miss * (20)	W	26-3	D
Nov. 28	at Tulane *	L	7-34	D

^ - First night game in Tiger Stadium

1932

Record: 6-3-1 SIC: 3-0-0 H: 3-1-1 A: 1-2 N: 2-0

Coach Lawrence M. (Biff) Jones

Captain: Walter Fleming (E)

Sept. 24	TCU	T	3-3	N
Oct. 1	at Rice	L	8-10	D
Oct. 7	Spring Hill	W	80-0	N
Oct. 15	vs. Mississippi St. * (21)	W	24-0	D
Oct. 22	vs. Arkansas (13)	W	14-0	D
Oct. 29	Sewanee * (HC)	W	38-0	N
Nov. 5	at South Carolina	W	6-0	D
Nov. 12	at Centenary	L	0-6	D
Nov. 26	Tulane *	W	14-0	D
Dec. 17	Oregon	L	0-12	D

1933

Record: 7-0-3 SEC: 3-0-2 H: 5-0-2 A: 0-0-1 N: 2-0

Coach Lawrence M. (Biff) Jones

Captain: Jack Torrance (T)

Sept. 30	Rice	W	13-0	N
Oct. 7	Millsaps	W	40-0	N
Oct. 14	Centenary	T	0-0	N
Oct. 21	vs. Arkansas (13)	W	20-0	D
Oct. 28	Vanderbilt * (HC)	T	7-7	N
Nov. 4	South Carolina	W	30-7	D
Nov. 18	Ole Miss *	W	31-0	D
Nov. 25	vs. Mississippi State * (21)	W	21-6	D
Dec. 2	at Tulane *	T	7-7	D
Dec. 9	Tennessee *	W	7-0	D

1934

Record: 7-2-2 SEC: 4-2-0 H: 3-1-1 A: 3-1-1 N: 1-0

Coach Lawrence M. (Biff) Jones

Captain: Bert Yates (HB)

Sept. 29	at Rice	T	9-9	D
Oct. 6	SMU	T	14-14	N
Oct. 13	Auburn * (HC)	W	20-6	N
Oct. 20	vs. Arkansas (13)	W	16-0	D
Oct. 27	at Vanderbilt *	W	29-0	D
Nov. 3	Mississippi State *	W	25-3	N
Nov. 10	at George Washington	W	6-0	D
Nov. 17	at Ole Miss * (20)	W	14-0	D
Dec. 1	Tulane *	L	12-13	D
Dec. 8	at Tennessee *	L	13-19	D
Dec. 15	Oregon	W	14-13	D

1935

National Champions (Williamson)

SEC CHAMPIONS

Record: 9-2-0 SEC: 5-0-0 H: 4-1 A: 4-0 N: 1-1

Coach Bernie H. Moore

Captain: W.J. Barrett (E)

Sept. 28	Rice	L	7-10	N
Oct. 5	Texas	W	18-6	N
Oct. 12	at Manhattan	W	32-0	D
Oct. 19	vs. Arkansas (13)	W	13-7	D
Oct. 26	at Vanderbilt *	W	7-2	D
Nov. 2	Auburn * (HC)	W	6-0	D
Nov. 9	Mississippi State *	W	28-13	D
Nov. 16	at Georgia *	W	13-0	D
Nov. 23	Louisiana-Lafayette	W	56-0	D
Nov. 30	at Tulane *	W	41-0	D

Sugar Bowl - New Orleans, Louisiana

Jan. 1	vs. TCU	L	2-3	35,000	D
--------	---------	---	-----	--------	---

1936

National Champions (Williamson, Sagarin)

SEC CHAMPIONS

Record: 9-1-1 SEC: 6-0-0 H: 6-0 A: 1-0-1 N: 2-1

Coach Bernie H. Moore vs. Top 20: 1-1

Captain: Bill May (QB-FB)

Sept. 26	Rice	W	20-7	N
Oct. 3	at Texas	T	6-6	D
Oct. 10	Georgia *	W	47-7	N
Oct. 17	Ole Miss *	W	13-0	N
#13 Oct. 24	vs. Arkansas (13)	W	19-7	D
#8 Oct. 31	at Vanderbilt *	W	19-0	D
#7 Nov. 7	Mississippi State * (HC)	W	12-0	D
#7 Nov. 14	vs. Auburn * (9)	W	19-6	D
#5 Nov. 21	Louisiana-Lafayette	W	93-0	D
#2 Nov. 28	#19 Tulane *	W	33-0	D

Sugar Bowl - New Orleans, Louisiana

#2 Jan. 1	vs. #6 Santa Clara	L	14-21	38,483	D
-----------	--------------------	---	-------	--------	---

1937

Record: 9-2-0 SEC: 5-1-0 H: 7-0 A: 2-1 N: 0-1

Coach Bernie H. Moore vs. Top 20: 1-2

Captain: Art (Slick) Morton (HB-TB)

Sept. 25	Florida *	W	19-0	N
Oct. 2	Texas	W	9-0	N
Oct. 9	at Rice	W	13-0	D
Oct. 16	Ole Miss *	W	13-0	N
#6 Oct. 23	at #20 Vanderbilt *	L	6-7	D
#17 Oct. 30	Loyola	W	52-6	N
#18 Nov. 6	Miss. St. * (HC)	W	41-0	D
#12 Nov. 13	#14 Auburn *	W	9-7	D
#8 Nov. 20	Northwestern State	W	52-0	D
#10 Nov. 27	at Tulane *	W	20-7	D

Sugar Bowl - New Orleans, Louisiana

#8 Jan. 1	vs. #9 Santa Clara	L	0-6	40,000	D
-----------	--------------------	---	-----	--------	---

1938

Record: 6-4-0 SEC: 2-4-0 H: 5-2 A: 1-1 N: 0-1

Coach Bernie H. Moore vs. Top 20: 1-1

Captain: Ben Friend (T)

Sept. 24	Ole Miss *	L	7-20	N
Oct. 1	at Texas	W	20-0	D
Oct. 8	Rice	W	3-0	N
Oct. 15	Loyola	W	47-0	N
Oct. 22	#16 Vanderbilt * (HC)	W	7-0	N
Oct. 29	at #8 Tennessee *	L	6-14	D
Nov. 5	Mississippi State *	W	32-7	D
Nov. 12	vs. Auburn * (9)	L	6-28	D
Nov. 19	Louisiana-Lafayette	W	32-0	D
Nov. 26	Tulane *	L	0-14	D

1939

Record: 4-5-0 SEC: 1-5-0 H: 2-4 A: 2-1 N: 0-0

Coach Bernie H. Moore vs. Top 20: 0-2

Captain: Young Bussey (HB)

Sept. 30	Ole Miss *	L	7-14	N
Oct. 7	at Holy Cross	W	26-7	D
Oct. 14	Rice	W	7-0	N
Oct. 21	Loyola	W	20-0	N
Oct. 28	at Vanderbilt *	W	12-6	D
#18 Nov. 4	#1 Tennessee * (HC)	L	0-20	D
Nov. 11	Mississippi State *	L	12-15	N
Nov. 18	Auburn *	L	7-21	D
Dec. 2	at #5 Tulane *	L	20-33	D

1940

Record: 6-4-0 SEC: 3-3-0 H: 5-2 A: 0-2 N: 1-0

Coach Bernie H. Moore vs. Top 20: 0-2

Captain: Charles Anastasio (HB)

Sept. 21	Louisiana Tech	W	39-7	N
Sept. 28	Ole Miss *	L	6-19	N
Oct. 5	Holy Cross	W	25-0	N
Oct. 12	at Rice	L	0-23	N
Oct. 19	Mercer	W	20-0	N
Oct. 26	Vanderbilt * (HC)	W	7-0	N
Nov. 2	at #7 Tennessee *	L	0-28	D
Nov. 9	#19 Mississippi State *	L	7-22	D
Nov. 16	vs. Auburn * (9)	W	21-13	D
Nov. 30	Tulane *	W	14-0	D

1941

Record: 4-4-2 SEC: 2-2-2 H: 3-3-2 A: 1-1 N: 0-0

Coach Bernie H. Moore vs. Top 20: 0-1-1

Captain: Leo Bird (HB)

Sept. 20	Louisiana Tech	W	25-0	N
Sept. 27	Holy Cross	L	13-19	N
Oct. 4	at Texas	L	0-34	D
Oct. 11	#19 Mississippi State *	T	0-0	N
Oct. 18	Rice	W	27-0	N
Oct. 25	Florida *	W	10-7	D
Nov. 1	Tennessee * (HC)	L	6-13	D
Nov. 8	#16 Ole Miss *	L	12-13	N
Nov. 15	Auburn *	T	7-7	D
Nov. 29	at Tulane *	W	19-0	D

1942

Record: 7-3-0 SEC: 3-2-0 H: 6-0 A: 1-2 N: 0-1

Coach Bernie H. Moore vs. Top 20: 0-1

Captain: Willie Miller (G)

Sept. 19	Northwestern State	W	40-0	N
Sept. 26	Texas A&M	W	16-7	N
Oct. 3	at Rice	L	14-27	D
Oct. 10	Mississippi State *	W	16-6	N
Oct. 17	Ole Miss * (HC)	W	21-7	N
Oct. 24	Georgia Navy	W	34-0	N
#19 Oct. 31	at #20 Tennessee *	L	0-26	D
Nov. 7	at Fordham	W	26-13	D
Nov. 14	vs. Auburn * (9)	L	7-25	D
Nov. 26	Tulane *	W	18-6	D

1943

Record: 6-3-0 SEC: 2-2-0 H: 4-1 A: 0-2 N: 2-0

Coach Bernie H. Moore vs. Top 20: 0-0

Captain: Steve Van Buren (HB)

Sept. 25	Georgia *	W	34-27	N
Oct. 2	Rice	W	20-7	N
#17 Oct. 9	Texas A&M	L	13-28	N
Oct. 16	Louisiana Army (STU)	W	28-7	D
Oct. 23	vs. Georgia * (22)	W	27-6	N
Oct. 30	TCU	W	14-0	N
#20 Nov. 6	at Georgia Tech *	L	7-42	D
Nov. 20	at Tulane *	L	0-27	D

Orange Bowl - Miami, Florida

Jan. 1	vs. Texas A&M	W	19-14	D
--------	---------------	---	-------	---

1944

Record: 2-5-1 SEC: 2-3-1 H: 1-4-1 A: 0-1 N: 1-0

Coach Bernie H. Moore vs. Top 20: 0-2

Captain: Al Cavigga (G)

Sept. 30	Alabama *	T	27-27	N
Oct. 7	at Rice	L	13-14	D
Oct. 14	Texas A&M	L	0-7	N
Oct. 21	Mississippi State *	L	6-13	N
Oct. 28	vs. Georgia *	W	15-7	N
Nov. 4	#16 Tennessee * (HC)	L	0-13	N
Nov. 18	#9 Georgia Tech *	L	6-14	N
Dec. 2	Tulane *	W	25-6	D

1945

Record: 7-2-0 SEC: 5-2-0 H: 4-2 A: 3-0 N: 0-0

Coach Bernie H. Moore vs. Top 20: 1-0

Captain: Andy Kosmac (C)

Sept. 29	Rice	W	42-0	N
Oct. 6	Alabama *	L	7-26	N
Oct. 13	#17 Texas A&M	W	31-12	N
Oct. 20	at #12 Georgia *	W	32-0	D
#13 Oct. 27	Vanderbilt *	W	39-7	N
#17 Nov. 3	Ole Miss *	W	32-13	N
#14 Nov. 10	Miss. St. * (HC)	L	20-27	N
Nov. 17	at Georgia Tech *	W	9-7	D
Dec. 1	at Tulane *	W	33-0	D

1946

Record: 9-1-1 SEC: 5-1-0 H: 6-1 A: 3-0 N: 0-0-1

Coach Bernie H. Moore vs. Top 20: 0-0-1

Captain: Dilton Richmond (E)

Sept. 28	at Rice	W	7-6	N
Oct. 5	Mississippi State *	W	13-6	N
#13 Oct. 12	Texas A&M	W	33-9	N
#12 Oct. 19	Georgia Tech * (HC)	L	7-26	N
Oct. 26	at Vanderbilt *	W	14-0	D
Nov. 2	Ole Miss *	W	34-21	N
#19 Nov. 9	Alabama *	W	31-21	N
#11 Nov. 15	at Miami (Fla.)	W	20-7	N
#9 Nov. 22	Fordham	W	40-0	N
#9 Nov. 30	Tulane *	W	41-27	D

Cotton Bowl - Dallas, Texas

#8 Jan. 1	vs. #16 Arkansas	T	0-0	38,000	D
-----------	------------------	---	-----	--------	---

1947

Record: 5-3-1 SEC: 2-3-1 H: 4-1 A: 1-2-1 N: 0-0
Coach Bernie H. Moore vs. Top 20: 1-1
Captain: Jim Cason (HB)

Sept. 27	Rice	W	21-14	N
Oct. 4	at Georgia *	L	19-35	D
Oct. 11	Texas A&M	W	19-13	N
Oct. 17	at Boston College	W	14-13	N
#18 Oct. 25	#19 Vanderbilt* (HC)	W	19-13	N
#17 Nov. 1	Ole Miss *	L	18-20	N
Nov. 15	Mississippi State *	W	21-6	D
Nov. 22	at #8 Alabama *	L	12-41	D
Dec. 6	at Tulane *	T	6-6	D

1948

Record: 3-7-0 SEC: 1-5-0 H: 2-4 A: 1-3 N: 0-0
Coach Gaynell Tinsley vs. Top 20: 0-3
Captain: Ed Clauch (C)

Sept. 18	at Texas	L	0-33	47,500	D
Oct. 2	at Rice	W	26-13	29,000	N
Oct. 9	Texas A&M	W	14-13	35,000	N
Oct. 16	#16 Georgia *	L	0-22	36,000	N
Oct. 23	at #3 North Carolina	L	7-34	40,000	D
Oct. 30	Ole Miss * (HC)	L	19-49	45,000	N
Nov. 6	at Vanderbilt *	L	7-48	22,000	D
Nov. 13	Mississippi State *	L	0-7	30,000	N
Nov. 20	Alabama *	W	26-6	25,000	D
Nov. 27	#14 Tulane *	L	0-46	46,000	D

1949

Record: 8-3-0 SEC: 4-2-0 H: 7-1 A: 1-1 N: 0-1
Coach Gaynell Tinsley vs. Top 20: 2-1
Captain: Mel Lyle (E)

Sept. 24	Kentucky *	L	0-19	35,000	N
Oct. 1	Rice	W	14-7	32,000	N
Oct. 8	Texas A&M	W	34-0	30,000	N
Oct. 14	at Georgia *	L	0-7	22,000	N
Oct. 22	#6 North Carolina	W	13-7	43,000	N
#17 Oct. 29	Ole Miss *	W	34-7	37,000	N
#17 Nov. 5	Vanderbilt *	W	33-13	34,000	N
#16 Nov. 12	Miss. St. * (HC)	W	34-7	32,000	N
#13 Nov. 19	Southeastern La.	W	48-7	19,000	D
#13 Nov. 26	at #10 Tulane *	W	21-0	81,000	D
Sugar Bowl - New Orleans, Louisiana					
#9 Jan. 1	vs. #2 Oklahoma	L	0-35	82,470	D

1950

Record: 4-5-2 SEC: 2-3-2 H: 3-2-1 A: 1-3-1 N: 0-0
Coach Gaynell Tinsley vs. Top 20: 0-2-1
Captain: Ebert Van Buren (HB)

Sept. 23	at #13 Kentucky *	L	0-14	35,500	N
Sept. 30	Pacific	W	19-0	30,000	N
Oct. 7	at Rice	L	20-35	52,000	N
Oct. 14	Georgia Tech * (HC)	L	0-13	42,000	N
Oct. 21	Georgia *	T	13-13	25,000	N
Nov. 4	Ole Miss *	W	40-14	30,000	N
Nov. 11	at Vanderbilt *	W	33-7	27,000	D
Nov. 18	Mississippi State *	L	7-13	33,000	N
Nov. 24	Villanova	W	13-7	10,000	N
Dec. 2	at #20 Tulane *	T	14-14	74,000	D
Dec. 9	at #3 Texas	L	6-21	35,000	D

1951

Record: 7-3-1 SEC: 4-2-1 H: 4-2-1 A: 1-1 N: 2-0
Coach Gaynell Tinsley vs. Top 20: 1-2
Captains: Ray Potter (T), Chester Freeman (RHB)

Sept. 22	Southern Miss	W	13-0	24,000	N
Sept. 29	vs. #9 Alabama * (5)	W	13-7	32,000	D
Oct. 6	Rice	W	7-6	44,000	N
Oct. 13	at #8 Georgia Tech *	L	7-25	30,000	D
Oct. 20	at Georgia *	W	7-0	18,000	N
Oct. 27	#5 Maryland	L	0-27	38,000	N
Nov. 3	Ole Miss * (HC)	T	6-6	40,000	N
Nov. 10	Vanderbilt *	L	13-20	18,000	N
Nov. 17	Mississippi State *	W	3-0	20,000	N
Nov. 24	vs. Villanova (13)	W	45-7	13,000	D
Dec. 1	Tulane *	W	14-13	45,000	D

1952

Record: 3-7-0 SEC: 2-5-0 H: 0-5 A: 3-2 N: 0-0
Coach Gaynell Tinsley vs. Top 20: 1-3
Captains: Norm Stevens (QB), Joe Modicut (LG), Bill Lansing (RG), Leroy Labat (HB), Jim Sanford (T), Ralph McLeod (LE)

Sept. 20	#11 Texas	L	14-35	42,000	N
Sept. 27	Alabama *	L	20-21	34,000	N
Oct. 4	at #17 Rice	W	27-7	45,000	N
Oct. 11	at Kentucky *	W	34-7	28,000	D
Oct. 18	Georgia *	L	14-27	38,000	N
Oct. 25	at #2 Maryland	L	6-34	30,000	D
Nov. 1	at Ole Miss *	L	0-28	23,000	D
Nov. 8	#8 Tennessee * (HC)	L	3-22	35,000	D
Nov. 15	Mississippi State *	L	14-33	20,000	D
Nov. 29	at Tulane *	W	16-0	55,000	D

1953

Record: 5-3-3 SEC: 2-3-3 H: 3-2-1 A: 2-1-1 N: 0-0-1
Coach Gaynell Tinsley vs. Top 20: 1-1-1
Captains: Jerry Marchand (LHB), Charley Oakley (FB)

Sept. 19	#11 Texas	W	20-7	40,000	N
Sept. 26	vs. #5 Alabama * (5)	T	7-7	32,000	N
#19 Oct. 3	Boston College	W	42-6	24,000	N
#14 Oct. 10	Kentucky *	T	6-6	34,000	N
Oct. 17	at Georgia *	W	14-6	20,000	D
#14 Oct. 24	at Florida *	T	21-21	39,000	D
Oct. 31	#18 Ole Miss *	L	16-27	40,000	N
Nov. 7	at Tennessee *	L	14-32	23,000	D
Nov. 14	Miss. St. * (HC)	L	13-26	29,000	D
Nov. 21	at Arkansas (6)	W	9-8	21,000	D
Nov. 28	Tulane *	W	32-13	49,000	D

1954

Record: 5-6-0 SEC: 2-5-0 H: 3-3 A: 1-3 N: 1-0
Coach Gaynell Tinsley vs. Top 20: 2-2
Captain: Sid Fournet (LG)

Sept. 18	at #4 Texas	L	6-20	36,000	D
Sept. 25	Alabama *	L	0-12	40,000	N
Oct. 2	at Kentucky *	L	6-7	33,000	N
Oct. 9	at Georgia Tech *	L	20-30	28,000	D
Oct. 16	#20 Texas Tech	W	20-13	25,000	N
Oct. 23	#18 Florida *	W	20-7	25,000	N
Oct. 30	#12 Ole Miss * (HC)	L	6-21	46,000	N
Nov. 6	Chattanooga	W	26-19	11,000	N
Nov. 13	Mississippi State *	L	0-25	20,000	N
Nov. 20	vs. Arkansas (13)	W	7-6	33,000	D
Nov. 27	at Tulane *	W	14-13	40,477	D

1955

Record: 3-5-2 SEC: 2-3-1 H: 2-2-1 A: 1-2-1 N: 0-1
Coach Paul Dietzel vs. Top 20: 1-2-1
Captains: Joe Tuminello (E), O.K. Ferguson (FB)

Sept. 17	Kentucky *	W	19-7	42,000	N
#16 Sept. 24	vs. Texas A&M (14)	L	0-28	17,000	N
Oct. 1	at #11 Rice	T	20-20	51,000	N
Oct. 8	#4 Georgia Tech *	L	0-7	60,000	N
Oct. 15	at Florida *	L	14-18	30,000	D
Oct. 29	Ole Miss *	L	26-29	43,000	N
Nov. 5	at #1 Maryland	L	0-13	28,000	D
Nov. 12	#18 Miss. St. * (HC)	W	34-7	40,000	N
Nov. 19	at Arkansas (6)	W	13-7	35,000	D
Nov. 26	Tulane *	T	13-13	60,000	D

1956

Record: 3-7-0 SEC: 1-5-0 H: 1-4 A: 1-3 N: 1-0
Coach Paul Dietzel vs. Top 20: 0-2
Captain: Don Scully (G)

Sept. 29	#11 Texas A&M	L	6-9	61,000	N
Oct. 6	at Rice	L	14-23	55,000	N
Oct. 13	at #3 Georgia Tech *	L	7-39	39,500	D
Oct. 20	at Kentucky *	L	0-14	28,000	N
Oct. 27	Florida * (HC)	L	6-21	35,000	N
Nov. 3	Ole Miss *	L	17-46	35,000	N
Nov. 10	Oklahoma State	W	13-0	25,000	N
Nov. 17	Mississippi State *	L	13-32	25,000	N
Nov. 24	vs. Arkansas (13)	W	21-7	28,000	D
Dec. 1	at Tulane *	W	7-6	60,000	D

1957

Record: 5-5-0 SEC: 4-4-0 H: 4-2 A: 1-3 N: 0-0

Coach Paul Dietzel vs. Top 20: 1-2

Captain: Alvin Aucoin (LT)

Sept. 21	Rice	L	14-20	50,912	N
Sept. 28	Alabama *	W	28-0	33,728	N
Oct. 5	at Texas Tech	W	19-14	19,278	N
Oct. 12	#17 Georgia Tech *	W	20-13	59,476	N
#17 Oct. 19	Kentucky * (HC)	W	21-0	53,824	N
#10 Oct. 26	at Florida *	L	14-22	27,740	D
Nov. 2	at Vanderbilt *	L	0-7	18,500	D
Nov. 9	at #14 Ole Miss *	L	12-14	26,261	D
Nov. 16	#12 Mississippi St. *	L	6-14	51,213	N
Nov. 30	Tulane *	W	25-6	48,040	D

1958

NATIONAL CHAMPIONS

SEC CHAMPIONS

Record: 11-0-0 SEC: 6-0-0 H: 5-0 A: 5-0 N: 1-0

Coach Paul Dietzel vs. Top 20: 2-0

Captain: Billy Hendrix (E)

Sept. 20	at Rice	W	26-6	45,000	N
#15 Sept. 27	at Alabama * (5)	W	13-3	34,000	N
#13 Oct. 4	Hardin-Simmons	W	20-6	45,000	N
#11 Oct. 10	at Miami (Fla.)	W	41-0	40,614	N
#9 Oct. 18	Kentucky *	W	32-7	65,000	N
#3 Oct. 25	Florida * (HC)	W	10-7	62,000	N
#1 Nov. 1	#6 Ole Miss *	W	14-0	68,000	N
#1 Nov. 8	Duke	W	50-18	63,000	N
#1 Nov. 15	at Miss. St. * (20)	W	7-6	26,000	N
#1 Nov. 22	at Tulane *	W	62-0	83,221	D

Sugar Bowl - New Orleans, Louisiana

#1 Jan. 1	vs. #12 Clemson	W	7-0	80,331	NBC	D
-----------	-----------------	---	-----	--------	-----	---

1959

Record: 9-2-0 SEC: 5-1-0 H: 6-0 A: 2-1 N: 1-1

Coach Paul Dietzel vs. Top 20: 2-2

Captain: Lynn LeBlanc (T)

#1 Sept. 19	Rice	W	26-3	48,613	NBC	D
#1 Sept. 26	#9 TCU	W	10-0	65,694	N	
#1 Oct. 3	vs. Baylor (13)	W	22-0	32,308	D	
#1 Oct. 10	Miami (Fla.)	W	27-3	64,864	N	
#1 Oct. 17	at Kentucky *	W	9-0	33,230	N	
#1 Oct. 24	at Florida *	W	9-0	47,578	D	
#1 Oct. 31	#3 Ole Miss * (HC)	W	7-3	67,327	N	
#1 Nov. 7	at #13 Tennessee *	L	13-14	45,682	D	
#3 Nov. 14	Mississippi State *	W	27-0	63,272	N	
#3 Nov. 21	Tulane *	W	14-6	65,057	D	

Sugar Bowl - New Orleans, Louisiana

#3 Jan. 1	vs. #2 Ole Miss	L	0-21	81,141	NBC	D
-----------	-----------------	---	------	--------	-----	---

1960

Record: 5-4-1 SEC: 2-3-1 H: 4-2 A: 1-2-1 N: 0-0

Coach Paul Dietzel vs. Top 20: 0-0-1

Captain: Charles (Bo) Strange (C)

Sept. 17	Texas A&M	W	9-0	58,346	N	
Oct. 1	Baylor	L	3-7	57,662	N	
Oct. 8	at Georgia Tech *	L	2-6	44,176	D	
Oct. 15	at Kentucky *	L	0-3	28,000	N	
Oct. 22	Florida *	L	10-13	51,528	N	
Oct. 29	at #2 Ole Miss *	T	6-6	34,000	ABC	D
Nov. 5	South Carolina (HC)	W	35-6	52,650	N	
Nov. 12	Mississippi State *	W	7-3	48,804	N	
Nov. 19	Wake Forest	W	16-0	49,909	N	
Nov. 26	at Tulane *	W	17-6	74,000	D	

1961

SEC CHAMPIONS

Record: 10-1-0 SEC: 6-0-0 H: 6-0 A: 3-1 N: 1-0

Coach Paul Dietzel vs. Top 20: 3-0

Captain: Roy (Moonie) Winston (G)

#5 Sept. 23	at Rice	L	3-16	73,000	N	
Sept. 30	Texas A&M	W	16-7	63,367	N	
Oct. 7	#3 Georgia Tech *	W	10-0	64,702	N	
Oct. 14	at South Carolina	W	42-0	19,275	D	
#10 Oct. 21	Kentucky * (HC)	W	24-14	65,208	N	
#7 Oct. 28	at Florida *	W	23-0	47,490	D	
#6 Nov. 4	#2 Ole Miss *	W	10-7	68,071	N	
#4 Nov. 11	at North Carolina	W	30-0	14,173	ABC	D
#4 Nov. 18	Mississippi State *	W	14-6	59,341	N	
#4 Nov. 25	Tulane *	W	62-0	60,808	D	

Orange Bowl - Miami, Florida

#4 Jan. 1	vs. #7 Colorado	W	25-7	62,391	NBC	D
-----------	-----------------	---	------	--------	-----	---

1962

National Champions (Berryman)

Record: 9-1-1 SEC: 5-1-0 H: 4-1-1 A: 4-0 N: 1-0

Coach Charles McClendon vs. Top 10: 2-1

Captain: Fred Miller (RT)

#5 Sept. 22	Texas A&M	W	21-0	68,618	N	
#5 Sept. 29	Rice	T	6-6	64,457	N	
Oct. 6	at #5 Georgia Tech *	W	10-7	49,744	CBS	D
#6 Oct. 13	Miami (Fla.)	W	17-3	66,175	N	
#4 Oct. 20	at Kentucky *	W	7-0	24,474	N	
#6 Oct. 27	Florida * (HC)	W	23-0	66,611	N	
#4 Nov. 3	#6 Ole Miss *	L	7-15	68,571	N	
#9 Nov. 10	TCU	W	5-0	63,269	N	
#10 Nov. 17	at Miss. St. * (20)	W	28-0	39,651	N	
#8 Nov. 24	at Tulane *	W	38-3	37,811	D	

Cotton Bowl - Dallas, Texas

#7 Jan. 1	vs. #4 Texas	W	13-0	75,504	CBS	D
-----------	--------------	---	------	--------	-----	---

1963

Record: 7-4-0 SEC: 4-2-0 H: 5-1 A: 2-2 N: 0-1

Coach Charles McClendon vs. Top 10: 1-1

Captain: Billy Truax (E)

Sept. 21	Texas A&M	W	14-6	68,000	N	
Sept. 28	at Rice	L	12-21	64,000	N	
Oct. 5	#7 Georgia Tech *	W	7-6	68,000	N	
Oct. 11	at Miami (Fla.)	W	3-0	45,986	N	
Oct. 19	Kentucky * (HC)	W	28-7	68,000	N	
Oct. 26	at Florida *	W	14-0	48,000	D	
Nov. 2	#3 Ole Miss *	L	3-37	68,000	CBS	D
Nov. 9	TCU	W	28-14	67,000	N	
Nov. 16	at Miss. St. * (20)	L	6-7	46,500	D	
Nov. 23	Tulane *	W	20-0	55,000	D	

Bluebonnet Bowl - Houston, Texas

Dec. 21	vs. Baylor	L	7-14	50,000	CBS	D
---------	------------	---	------	--------	-----	---

1964

Record: 8-2-1 SEC: 4-2-1 H: 4-1-1 A: 3-1 N: 1-0

Coach Charles McClendon vs. Top 10: 0-1

Captain: Richard Granier (C)

Sept. 19	Texas A&M	W	9-6	68,000	N	
Sept. 26	at Rice	W	3-0	64,000	N	
Oct. 10	North Carolina	W	20-3	63,000	N	
#9 Oct. 17	at Kentucky *	W	27-7	38,000	N	
#7 Oct. 24	Tennessee * (HC)	T	3-3	59,000	NBC	D
#9 Oct. 31	Ole Miss *	W	11-10	68,000	N	
#8 Nov. 7	at #3 Alabama * (9)	L	9-17	68,000	D	
#9 Nov. 14	Mississippi State *	W	14-10	68,000	N	
#8 Nov. 21	at Tulane *	W	13-3	55,000	D	
#7 Dec. 5	Florida *	L	6-20	62,000	N	

Sugar Bowl - New Orleans, Louisiana

#7 Jan. 1	vs. Syracuse	W	13-10	60,322	NBC	D
-----------	--------------	---	-------	--------	-----	---

1965

Record: 8-3-0 SEC: 3-3-0 H: 6-1 A: 1-2 N: 1-0
Coach Charles McClendon vs. Top 10: 1-1
Captains: Billy Ezell (QB), John Aaron (RG)

#8	Sept. 18	Texas A&M	W	10-0	68,000	N
#7	Sept. 25	Rice	W	42-14	67,500	N
#5	Oct. 2	at Florida *	L	7-14	47,592	D
	Oct. 9	at Miami (Fla.)	W	34-27	43,367	N
	Oct. 16	Kentucky * (HC)	W	31-21	68,000	N
#9	Oct. 23	South Carolina	W	21-7	66,000	N
#5	Oct. 30	at Ole Miss * (20)	L	0-23	46,616	D
	Nov. 6	#5 Alabama *	L	7-31	58,000	NBC D
	Nov. 13	Mississippi State *	W	37-20	60,000	N
	Nov. 20	Tulane *	W	62-0	65,000	N

Cotton Bowl · Dallas, Texas

Jan. 1	vs. #2 Arkansas	W	14-7	76,200	CBS	D
--------	-----------------	---	------	--------	-----	---

1966

Record: 5-4-1 SEC: 3-3-0 H: 3-2-1 A: 2-2 N: 0-0
Coach Charles McClendon vs. Top 10: 0-2
Captains: Leonard Neumann (TB), Gawain DiBetta (FB)

	Sept. 17	South Carolina	W	28-12	67,512	N
	Sept. 24	at Rice	L	15-17	63,000	N
	Oct. 1	Miami (Fla.)	W	10-8	67,500	N
	Oct. 8	Texas A&M	T	7-7	67,500	N
	Oct. 15	at Kentucky *	W	30-0	35,000	N
	Oct. 22	#8 Florida * (HC)	L	7-28	67,500	N
	Oct. 29	Ole Miss *	L	0-17	67,500	N
	Nov. 5	at #4 Alabama * (9)	L	0-21	66,500	ABC D
	Nov. 12	Mississippi State *	W	17-7	55,000	ABC D
	Nov. 19	at Tulane ^	W	21-7	82,307	N

^ - Designated as a conference game by the SEC

1967

Record: 7-3-1 SEC: 3-2-1 H: 5-2 A: 1-1-1 N: 1-0
Coach Charles McClendon vs. Top 10: 1-1
Captains: Barry Wilson (C), Benny Griffin (LB)

	Sept. 23	Rice	W	20-14	66,000	N
	Sept. 30	Texas A&M	W	17-6	66,000	N
	Oct. 7	at Florida *	W	37-6	59,261	D
	Oct. 14	Miami (Fla.)	L	15-17	67,000	N
	Oct. 21	Kentucky * (HC)	W	30-7	66,000	N
	Oct. 28	at #4 Tennessee *	L	14-17	54,596	D
	Nov. 4	at Ole Miss * (20)	T	13-13	46,000	ABC D
	Nov. 11	Alabama *	L	6-7	65,500	N
	Nov. 18	Mississippi State *	W	55-0	57,000	N
	Nov. 25	Tulane	W	41-27	62,500	N

Sugar Bowl · New Orleans, Louisiana

Jan. 1	vs. #6 Wyoming	W	20-13	78,963	NBC	D
--------	----------------	---	-------	--------	-----	---

1968

Record: 8-3-0 SEC: 4-2-0 H: 5-1 A: 2-2 N: 1-0
Coach Charles McClendon vs. Top 20: 2-0
Captains: Barton Frye (CB), Jerry Guillot (RG)

#20	Sept. 21	#13 Texas A&M	W	13-12	68,000	N
#14	Sept. 28	at Rice	W	21-7	60,000	N
#10	Oct. 5	Baylor	W	48-16	68,000	N
#8	Oct. 11	at Miami (Fla.)	L	0-30	40,000	N
#20	Oct. 19	Kentucky *	W	13-3	66,000	N
#18	Oct. 26	TCU ^ (HC)	W	10-7	66,000	N
#14	Nov. 2	Ole Miss *	L	24-27	69,337	N
#20	Nov. 9	at Alabama * (9)	L	7-16	67,000	D
	Nov. 16	Mississippi State *	W	20-16	58,000	N
	Nov. 23	at Tulane ^	W	34-10	55,000	N

Peach Bowl · Atlanta, Georgia

Dec. 30	vs. #19 Florida St.	W	31-27	35,545	TVS	N
---------	---------------------	---	-------	--------	-----	---

^ - Designated as a conference game by the SEC

1969

Record: 9-1-0 SEC: 4-1-0 H: 6-0 A: 3-1 N: 0-0
Coach Charles McClendon vs. Top 20: 1-0
Captains: George Bevan (LB), Robert (Red) Ryder (OT)

	Sept. 20	Texas A&M	W	35-6	67,478	N
	Sept. 27	at Rice	W	42-0	55,219	N
#16	Oct. 4	Baylor	W	63-8	64,151	N
#14	Oct. 10	at Miami (Fla.)	W	20-0	41,972	N
#9	Oct. 18	at Kentucky *	W	37-10	37,500	N
#9	Oct. 25	#14 Auburn * (HC)	W	21-20	63,516	ABC D
#8	Nov. 1	at Ole Miss * (20)	L	23-26	46,332	ABC D
#12	Nov. 8	Alabama *	W	20-15	67,590	N
#12	Nov. 15	Mississippi State *	W	61-6	59,746	N
#10	Nov. 22	Tulane	W	27-0	65,980	N

1970

SEC CHAMPIONS
Record: 9-3-0 SEC: 5-0-0 H: 6-1 A: 3-1 N: 0-1
Coach Charles McClendon vs. Top 20: 3-2
Captains: Buddy Lee (QB), John Sage (T)

#12	Sept. 19	Texas A&M	L	18-20	67,590	N
	Sept. 26	Rice	W	24-0	65,000	N
	Oct. 3	Baylor	W	31-10	60,000	N
#19	Oct. 10	Pacific	W	34-0	48,000	N
#15	Oct. 17	Kentucky * (HC)	W	14-7	67,508	N
#14	Oct. 24	at #6 Auburn *	W	17-9	62,301	D
#11	Nov. 7	at #19 Alabama * (9)	W	14-9	60,371	ABC D
#9	Nov. 14	Mississippi State *	W	38-7	64,000	N
#6	Nov. 21	at #2 Notre Dame	L	0-3	59,075	D
#6	Nov. 28	at Tulane	W	26-14	81,233	N
#8	Dec. 5	#16 Ole Miss *	W	61-17	67,590	ABC N

Orange Bowl · Miami, Florida

#5	Jan. 1	vs. #3 Nebraska	L	12-17	80,699	NBC	N
----	--------	-----------------	---	-------	--------	-----	---

1971

Record: 9-3 SEC: 3-2-0 H: 5-2 A: 3-1 N: 1-0
Coach Charles McClendon vs. Top 20: 1-1
Captains: Louis Cascio (LB), Mike Demarie (OG)

#9	Sept. 11	Colorado	L	21-31	70,099	N
	Sept. 18	Texas A&M	W	37-0	68,576	N
#18	Sept. 25	at Wisconsin	W	38-28	78,535	D
#16	Oct. 2	Rice	W	38-3	65,976	N
#16	Oct. 9	Florida * (HC)	W	48-7	67,055	N
#12	Oct. 16	at Kentucky *	W	17-13	35,000	N
#11	Oct. 30	at Ole Miss * (20)	L	22-24	47,122	D
#18	Nov. 6	#4 Alabama *	L	7-14	64,892	ABC N
#20	Nov. 13	at Miss. St. * (20)	W	28-3	35,000	N
#14	Nov. 20	#7 Notre Dame	W	28-8	66,996	ABC N
#10	Nov. 27	Tulane	W	36-7	59,897	N

Sun Bowl · El Paso, Texas

#11	Dec. 18	vs. Iowa State	W	33-15	33,530	CBS	D
-----	---------	----------------	---	-------	--------	-----	---

1972

Record: 9-2-1 SEC: 4-1-1 H: 7-0 A: 2-1-1 N: 0-1
Coach Charles McClendon vs. Top 20: 1-2
Captains: Paul Lyons (QB), Pepper Rutland (LB)

#9	Sept. 16	Pacific	W	31-13	66,574	N
#8	Sept. 23	Texas A&M	W	42-17	68,538	N
#9	Sept. 30	Wisconsin	W	27-7	69,142	N
#8	Oct. 7	at Rice	W	12-6	60,000	N
#8	Oct. 14	#9 Auburn *	W	35-7	70,132	N
#7	Oct. 21	Kentucky *	W	10-0	64,601	N
#6	Nov. 4	Ole Miss *	W	17-16	70,502	N
#6	Nov. 11	at #2 Alabama * (9)	L	21-35	72,039	ABC D
#8	Nov. 18	Miss. St. * (HC)	W	28-14	60,589	N
#8	Nov. 25	at Florida *	T	3-3	46,391	D
#11	Dec. 2	at Tulane	W	9-3	85,372	N

Astro-Bluebonnet Bowl · Houston, Texas

#10	Dec. 30	vs. #11 Tennessee	L	17-24	52,961	Hughes	N
-----	---------	-------------------	---	-------	--------	--------	---

1973

Record: 9-3-0 SEC: 5-1-0 H: 6-1 A: 3-1 N: 0-1
Coach Charles McClendon vs. Top 20: 1-2
Captains: Tyler Lafauci (OG-DT), Binks Miciotto (DE)

#15 Sept. 15	#10 Colorado	W	17-6	71,239	N
#11 Sept. 22	Texas A&M	W	28-23	68,394	N
#10 Sept. 29	Rice	W	24-9	66,226	N
#10 Oct. 6	Florida *	W	24-3	66,974	N
#10 Oct. 13	at Auburn *	W	20-6	64,331	D
#9 Oct. 20	Kentucky *	W	28-21	66,991	N
#9 Oct. 27	at South Carolina	W	33-29	51,039	N
#7 Nov. 3	at Ole Miss * (20)	W	51-14	47,222	ABC D
#7 Nov. 17	Miss. St. * (HC)	W	26-7	66,536	N
#7 Nov. 22	#2 Alabama *	L	7-21	67,748	ABC N
#8 Dec. 1	at Tulane	L	0-14	86,598	N
Orange Bowl - Miami, Florida					
#13 Jan. 1	vs. #6 Penn State	L	9-16	60,477	NBC N

1974

Record: 5-5-1 SEC: 2-4-0 H: 5-1 A: 0-4-1 N: 0-0
Coach Charles McClendon vs. Top 20: 0-1
Captains: Brad Boyd (TE), Steve Lelekacs (LB)

#9 Sept. 14	Colorado	W	42-14	70,274	N
#7 Sept. 21	Texas A&M	L	14-21	69,088	N
#17 Sept. 28	at Rice	T	10-10	55,000	N
Oct. 5	at #13 Florida	L	14-24	56,570	D
Oct. 12	Tennessee (HC)	W	20-10	67,907	N
Oct. 19	at Kentucky	L	13-20	57,000	N
Nov. 2	Ole Miss	W	24-0	66,728	N
Nov. 9	at Alabama (9)	L	0-30	70,364	ABC D
Nov. 16	at Miss. St. (20)	L	6-7	37,000	D
Nov. 23	Tulane	W	24-22	66,017	N
Nov. 30	Utah	W	35-10	55,573	N

1975

Record: 5-6-0 SEC: 2-4-0 H: 3-3 A: 1-3 N: 1-0
Coach Charles McClendon vs. Top 20: 1-5
Captains: Greg Bienvenu (C), Steve Cassidy (OT)

Sept. 13	at #6 Nebraska	L	7-10	70,259	D
Sept. 20	#11 Texas A&M	L	8-39	69,445	N
Sept. 27	vs. Rice (13)	W	16-13	41,826	N
Oct. 4	#20 Florida (HC)	L	6-34	67,494	N
Oct. 11	at #19 Tennessee	L	10-24	75,276	D
Oct. 18	Kentucky	W	17-14	61,083	N
Oct. 25	#20 South Carolina	W	24-6	61,445	N
Nov. 1	at Ole Miss (20)	L	13-17	40,438	ABC D
Nov. 8	#5 Alabama	L	10-23	65,047	N
Nov. 15	Mississippi State *	W	6-16	61,483	N
Nov. 22	at Tulane	W	42-6	70,850	N

* - Forfeited to LSU by NCAA

1976

Record: 7-3-1 SEC: 3-3-0 H: 6-0-1 A: 1-3 N: 0-0
Coach Charles McClendon vs. Top 20: 0-2
Captains: Roy Stuart (OG), Butch Knight (DE)

Sept. 11	#1 Nebraska	T	6-6	70,746	N
#16 Sept. 18	Oregon State	W	28-11	68,057	N
#15 Sept. 25	Rice	W	31-0	67,260	N
#11 Oct. 2	at #19 Florida *	L	23-28	57,119	D
#20 Oct. 9	Vanderbilt * (HC)	W	33-20	66,835	N
#16 Oct. 16	at Kentucky *	L	7-21	57,695	N
Oct. 30	Ole Miss *	W	45-0	67,350	N
Nov. 6	at #15 Alabama * (9)	L	17-28	71,018	D
Nov. 13	at Miss. St. ** (20)	W	13-21	40,000	D
Nov. 20	Tulane	W	17-7	64,318	N
Nov. 27	Utah	W	35-7	48,355	N

^ - Forfeited to LSU by NCAA

1977

Record: 8-4-0 SEC: 4-2-0 H: 5-2 A: 3-1 N: 0-1
Coach Charles McClendon vs. Top 20: 1-2
Captains: Kelly Simmons (FB), Steve Ripple (LB)

Sept. 17	at Indiana	L	21-24	30,067	D
Sept. 24	Rice	W	77-0	67,844	N
Oct. 1	#9 Florida *	W	36-14	68,029	N
#18 Oct. 8	at Vanderbilt *	W	28-15	24,000	D
#16 Oct. 15	#12 Kentucky * (HC)	L	13-33	71,495	N
Oct. 22	Oregon	W	56-17	59,017	N
Oct. 29	at Ole Miss * (20)	W	28-21	47,200	ABC D
#18 Nov. 5	#2 Alabama *	L	3-24	65,377	ABC D
Nov. 12	Mississippi State *	W	27-24	61,333	N
Nov. 19	at Tulane	W	20-17	72,025	N
Nov. 26	Wyoming	W	66-7	52,388	N
Sun Bowl - El Paso, Texas					
Dec. 31	vs. Stanford	L	14-24	31,318	CBS D

1978

Record: 8-4-0 SEC: 3-3-0 H: 5-1 A: 3-2 N: 0-1
Coach Charles McClendon vs. Top 20: 0-2
Captains: Charles Alexander (TB), Thad Minaldi (LB)

#13 Sept. 16	Indiana	W	24-17	78,534	N
#10 Sept. 23	Wake Forest	W	13-11	77,197	N
#11 Sept. 30	at Rice	W	37-7	50,000	N
#11 Oct. 7	at Florida *	W	34-21	55,457	N
#11 Oct. 14	Georgia * (HC)	L	17-24	77,158	N
#16 Oct. 21	at Kentucky *	W	21-0	57,918	N
#12 Nov. 4	Ole Miss *	W	30-8	73,120	ABC D
#10 Nov. 11	at #3 Alabama * (9)	L	10-31	76,831	ABC D
#17 Nov. 18	at Miss. St. * (20)	L	14-16	44,200	D
Nov. 25	Tulane	W	40-21	75,876	N
Dec. 2	Wyoming	W	24-17	64,458	N
Liberty Bowl - Memphis, Tenn.					
Dec. 23	vs. #18 Missouri	L	15-20	53,064	ABC D

1979

Record: 7-5-0 SEC: 4-2-0 H: 4-3 A: 2-2 N: 1-0
Coach Charles McClendon vs. Top 20: 0-3
Captains: John Ed Bradley (C), Willie Teal (CB), Rusty Brown (S)

Sept. 15	at Colorado	W	44-0	46,642	D
Sept. 22	Rice	W	47-3	74,934	N
#20 Sept. 29	#1 Southern Cal	L	12-17	78,322	N
#17 Oct. 6	Florida *	W	20-3	73,073	N
#13 Oct. 13	at Georgia *	L	14-21	61,000	D
Oct. 20	Kentucky *	W	23-19	71,296	N
Oct. 27	#8 Florida St. (HC)	L	19-24	67,197	ABC D
Nov. 3	at Ole Miss * (20)	W	28-24	45,548	D
Nov. 10	#1 Alabama *	L	0-3	73,708	N
Nov. 17	Mississippi State *	W	21-3	69,454	N
Nov. 24	at #18 Tulane	L	13-24	73,496	ABC D
Tangerine Bowl - Orlando, Florida					
Dec. 22	vs. Wake Forest	W	34-10	38,666	Mizlou N

1980

Record: 7-4-0 SEC: 4-2-0 H: 5-1 A: 2-3 N: 0-0
Coach Jerry Stovall vs. Top 20: 1-3
Captains: Hokie Gajan (FB), Lyman White (OLB)

Sept. 6	#13 Florida St.	L	0-16	77,535	N
Sept. 13	Kansas State	W	21-0	75,405	N
Sept. 20	Colorado	W	23-20	74,999	N
Sept. 27	at Rice	L	7-17	41,000	N
Oct. 4	at #19 Florida *	W	24-7	59,299	D
Oct. 11	Auburn * (HC)	W	21-17	76,094	N
Oct. 18	at Kentucky *	W	17-10	57,800	N
Nov. 1	Ole Miss *	W	38-16	71,422	ABC D
Nov. 8	at #6 Alabama *	L	7-28	60,210	D
Nov. 15	at #19 Miss. St. * (20)	L	31-55	48,863	D
Nov. 22	Tulane	W	24-7	69,248	N

1981

Record: 3-7-1 SEC: 1-4-1 H: 3-4 A: 0-3-1 N: 0-0

Coach Jerry Stovall vs. Top 20: 0-3

Captains: James Britt (CB), Tom Tully (OG)

Sept. 5	#4 Alabama *	L	7-24	78,066	ABC	N
Sept. 12	at #4 Notre Dame	L	9-27	59,075	USA	D
Sept. 19	Oregon State	W	27-24	74,962		N
Sept. 26	Rice	W	28-14	71,869		N
Oct. 3	Florida *	L	10-24	73,665		N
Oct. 10	at Auburn *	L	7-19	61,000		D
Oct. 17	Kentucky *	W	24-10	69,169		N
Oct. 24	#20 Florida St. (HC)	L	14-38	74,816		N
Oct. 31	at Ole Miss * (20)	T	27-27	46,324		D
Nov. 14	Mississippi State *	L	9-17	71,303		N
Nov. 28	at Tulane	L	7-48	71,546		N

1982

Record: 8-3-1 SEC: 4-1-1 H: 5-1-1 A: 3-1 N: 0-1

Coach Jerry Stovall vs. Top 20: 3-1

Captains: Alan Risher (QB), James Britt (CB)

Sept. 18	Oregon State	W	45-7	78,425		N
Sept. 25	Rice	W	52-13	75,040		N
Oct. 2	at #4 Florida *	W	24-13	73,152		D
#18 Oct. 9	Tennessee *	T	24-24	77,448		N
#16 Oct. 16	at Kentucky *	W	34-10	55,107		N
#14 Oct. 23	South Carolina (HC)	W	14-6	78,944	TigerVision	N
#13 Oct. 30	Ole Miss *	W	45-8	74,404	TigerVision	N
#11 Nov. 6	at #8 Alabama * (9)	W	20-10	77,230	TigerVision	D
#6 Nov. 13	at Mississippi St. *	L	24-27	31,556	ABC	D
#12 Nov. 20	#7 Florida St.	W	55-21	76,637	TigerVision	N
#7 Nov. 27	Tulane	L	28-31	76,114	TigerVision	N

Orange Bowl - Miami, Florida

#13 Jan. 1	vs. #3 Nebraska	L	20-21	54,407	NBC	D
------------	-----------------	---	-------	--------	-----	---

1983

Record: 4-7-0 SEC: 0-6-0 H: 2-5 A: 2-2 N: 0-0

Coach Jerry Stovall vs. Top 20: 1-3

Captains: John Fritchie (ILB), Mike Gambrell (C)

#13 Sept. 10	#12 Florida St.	L	35-40	79,665	ABC	D
Sept. 17	at Rice	W	24-10	34,000	TigerVision	N
Sept. 24	#9 Washington	W	40-14	82,390	TigerVision	N
#16 Oct. 1	#12 Florida *	L	17-31	78,616	TigerVision	N
Oct. 8	at Tennessee *	L	6-20	94,497	TBS	N
Oct. 15	Kentucky * (HC)	L	13-21	77,765	TigerVision	N
Oct. 22	South Carolina	W	20-6	71,951	TigerVision	N
Oct. 29	at Ole Miss * (20)	L	24-27	49,383	TigerVision	D
Nov. 5	#19 Alabama *	L	26-32	70,606	ABC	D
Nov. 12	Mississippi State *	L	26-45	74,439	TigerVision	N
Nov. 24	at Tulane	W	20-7	51,765	TBS	N

1984

Record: 8-3-1 SEC: 4-1-1 H: 5-1 A: 3-1-1 N: 0-1

Coach Bill Arnsparger vs. Top 20: 2-1

Captains: Gregg Dubroc (OLB), Liffort Hobley (FS), Kevin Langford (OG), Jeff Wickersham (QB)

Sept. 8	at Florida *	T	21-21	70,197	TBS	D
Sept. 15	Wichita State	W	47-7	78,026	TigerVision	N
Sept. 22	Arizona	W	27-26	78,052	TigerVision	N
Sept. 29	at #15 Southern Cal	W	23-3	60,128	TigerVision	D
#12 Oct. 13	Vanderbilt * (HC)	W	34-27	78,003	ESPN	N
#10 Oct. 20	at #16 Kentucky *	W	36-10	57,252	ABC	D
#7 Oct. 27	Notre Dame	L	22-30	78,033	ABC	D
#15 Nov. 3	Ole Miss *	W	32-29	77,649	TigerVision	N
#12 Nov. 10	at Alabama * (9)	W	16-14	74,301		D
#9 Nov. 17	at Mississippi State *	L	14-16	30,556	TigerVision	D
#16 Nov. 24	Tulane	W	33-15	77,983	TigerVision	N

Sugar Bowl - New Orleans, Louisiana

#11 Jan. 1	vs. #5 Nebraska	L	10-28	75,608	ABC	N
------------	-----------------	---	-------	--------	-----	---

1985

Record: 9-2-1 SEC: 4-1-1 H: 4-1-1 A: 5-0 N: 0-1

Coach Bill Arnsparger vs. Top 20: 0-1-1

Captains: Shawn Burks (ILB), Dalton Hilliard (RB), Jeff

Wickersham (QB), Karl Wilson (DE)

#12 Sept. 14	at North Carolina	W	23-13	50,866	TigerVision	D
#9 Sept. 21	Colorado State	W	17-3	78,491	TigerVision	N
#8 Oct. 5	#11 Florida *	L	0-20	78,598	TigerVision	N
#20 Oct. 12	at Vanderbilt *	W	49-7	40,962	TigerVision	N
#17 Oct. 19	Kentucky * (HC)	W	10-0	58,562	ESPN	N
#16 Nov. 2	at Ole Miss * (20)	W	14-0	45,000	TBS	D
#15 Nov. 9	#20 Alabama *	T	14-14	76,772	ABC	D
#19 Nov. 16	Mississippi State *	W	17-15	76,099	TigerVision	N
#17 Nov. 23	at Notre Dame	W	10-7	59,075	USA	D
#13 Nov. 30	at Tulane	W	31-19	64,194	TigerVision	N
#12 Dec. 7	East Carolina	W	35-15	65,660	TigerVision	N

Liberty Bowl - Memphis, Tennessee

#12 Dec. 27	vs. Baylor	L	7-21	40,186	Katz	N
-------------	------------	---	------	--------	------	---

1986

SEC CHAMPIONS

Record: 9-3-0 SEC: 5-1-0 H: 5-2 A: 4-0 N: 0-1

Coach Bill Arnsparger vs. Top 20: 2-1

Captains: Eric Andolsek (OG), Michael Brooks (OLB), John Hazard (OT), Karl Wilson (DE)

#14 Sept. 13	#7 Texas A&M	W	35-17	79,113	ESPN	N
#8 Sept. 20	Miami (Ohio)	L	12-21	75,777	TigerVision	N
#18 Oct. 4	at Florida *	W	28-17	74,221	TigerVision	D
#16 Oct. 11	Georgia *	W	23-14	78,252	TigerVision	N
#12 Oct. 18	at Kentucky *	W	25-16	57,201	TigerVision	N
#12 Oct. 25	North Carolina (HC)	W	30-3	78,301	TigerVision	N
#12 Nov. 1	Ole Miss *	L	19-21	77,758	ABC	D
#18 Nov. 8	at #6 Alabama * (9)	W	14-10	75,808	ESPN	N
#12 Nov. 15	at Miss. State * (20)	W	47-0	48,000	TigerVision	N
#8 Nov. 22	Notre Dame	W	21-19	78,197		N
#5 Nov. 29	Tulane	W	37-17	78,131	TigerVision	N

Sugar Bowl - New Orleans, Louisiana

#5 Jan. 1	vs. #6 Nebraska	L	15-30	76,234	ABC	D
-----------	-----------------	---	-------	--------	-----	---

1987

Record: 10-1-1 SEC: 5-1-0 H: 5-1-1 A: 4-0 N: 1-0

Coach Mike Archer vs. Top 20: 4-1-1

Captains: Eric Andolsek (OG), Tommy Clapp (DE), Wendell Davis (SE), Nicky Hazard (ILB)

#6 Sept. 5	at #15 Texas A&M	W	17-3	71,292	ESPN	N
#6 Sept. 12	Cal State Fullerton	W	56-12	73,452	TigerVision	N
#4 Sept. 19	Rice	W	49-16	73,558	TigerVision	N
#4 Sept. 26	#7 Ohio State	T	13-13	79,263	CBS	D
#7 Oct. 3	#19 Florida *	W	13-10	79,313	ESPN	N
#7 Oct. 10	at #16 Georgia *	W	26-23	82,122	ESPN	D
#6 Oct. 17	Kentucky *	W	34-9	77,084	TBS	D
#5 Oct. 31	at Ole Miss * (20)	W	42-13	56,500	TigerVision	N
#5 Nov. 7	#13 Alabama *	L	10-22	79,379	ESPN	N
#10 Nov. 14	Miss. State * (HC)	W	34-14	79,258	TigerVision	N
#9 Nov. 21	at Tulane	W	41-36	70,158	TigerVision	N

Gator Bowl - Jacksonville, Florida

#7 Dec. 31	vs. #8 S. Carolina	W	30-13	82,119	CBS	D
------------	--------------------	---	-------	--------	-----	---

1988

SEC CHAMPIONS

Record: 8-4-0 SEC: 6-1 H: 5-1 A: 3-2 N: 0-1

Coach Mike Archer vs. Top 20: 3-4

Captains: Tommy Hodson (QB), Todd Coutee (C), Ralph Norwood (OT), Eric Hill (OLB), Greg Jackson (WS)

#18	Sept. 3	#10 Texas A&M	W	27-0	79,018	TigerVision	N
#9	Sept. 17	at Tennessee *	W	34-9	92,849	TBS	D
#9	Sept. 24	at #18 Ohio State	L	33-36	90,584	ABC	D
#14	Oct. 1	at #17 Florida *	L	6-19	74,264	CBS	D
	Oct. 8	#4 Auburn *	W	7-6	79,431	ESPN	N
#19	Oct. 15	Kentucky *	W	15-12	71,418	TigerVision	N
#13	Oct. 29	Ole Miss * (HC)	W	31-20	79,114	TBS	D
#13	Nov. 5	at #18 Alabama *	W	19-18	70,123	CBS	D
#12	Nov. 12	at Mississippi St.*	W	20-3	30,019	TBS	D
#11	Nov. 19	#3 Miami (Fla.)	L	3-44	79,528	ESPN	N
#16	Nov. 26	Tulane	W	44-14	75,497	TigerVision	N
Hall of Fame Bowl - Tampa, Florida							
#16	Jan. 2	vs. #17 Syracuse	L	10-23	51,112	NBC	D

1989

Record: 4-7-0 SEC: 2-5 H: 2-4 A: 2-3 N: 0-0

Coach Mike Archer vs. Top 25: 0-3

Captains: Tommy Hodson (QB), Karl Dunbar (DT)

#7	Sept. 2	at Texas A&M	L	16-28	61,733	ESPN	N
#21	Sept. 16	Florida St.	L	21-31	75,524	ESPN	N
	Sept. 30	Ohio	W	57-6	63,860	TigerVision	N
	Oct. 7	Florida *	L	13-16	74,527	TigerVision	N
	Oct. 14	at #12 Auburn *	L	6-10	85,214	CBS	D
	Oct. 21	at Kentucky *	L	21-27	53,967	TigerVision	N
	Oct. 28	#11 Tenn.* (HC)	L	39-45	71,634	TBS	D
	Nov. 4	at Ole Miss *	W	35-30	42,354	TigerVision	D
	Nov. 11	#4 Alabama *	L	16-32	77,197	ESPN	N
	Nov. 18	Mississippi State *	W	44-20	62,592	TigerVision	N
	Nov. 25	at Tulane	W	27-7	41,573	TigerVision	N

1990

Record: 5-6-0 SEC: 2-5 H: 5-1 A: 0-5 N: 0-0

Coach Mike Archer vs. Top 25: 1-3

Captains: Sol Graves (QB), Marc Boutte (DT)

	Sept. 8	Georgia *	W	18-13	76,751	TigerVision	N
	Sept. 15	Miami (Ohio)	W	35-7	63,237	TigerVision	N
	Sept. 22	at Vanderbilt *	L	21-24	33,149	TBS	D
	Sept. 29	#11 Texas A&M	W	17-8	77,703	TigerVision	N
	Oct. 6	at #10 Florida *	L	8-34	75,063	ESPN	N
	Oct. 20	Kentucky *	W	30-20	64,720	TigerVision	N
	Oct. 27	at #12 Florida St.	L	3-42	60,111	TBS	D
	Nov. 3	#17 Ole Miss * (HC)	L	10-19	79,634	TigerVision	N
	Nov. 10	at Alabama *	L	3-24	70,123	TigerVision	D
	Nov. 17	at Miss. State * (20)	L	22-34	22,509		D
	Nov. 24	Tulane	W	16-13	67,435	TigerVision	N

1991

Record: 5-6-0 SEC: 3-4 H: 2-4 A: 3-2 N: 0-0

Coach Curley Hallman vs. Top 25: 0-4

Captains: Todd Kinchen (SE), Marc Boutte (DT), Darrell Williams (FB)

	Sept. 7	at Georgia *	L	10-31	85,434	ABC	D
	Sept. 14	at #20 Texas A&M	L	7-45	66,281	TigerVision	D
	Sept. 21	Vanderbilt *	W	16-14	64,341		N
	Oct. 5	#13 Florida *	L	0-16	72,019		N
	Oct. 12	Arkansas State	W	70-14	62,024		N
	Oct. 19	at Kentucky *	W	29-26	53,650	TBS	D
	Oct. 26	#1 Florida St.	L	16-27	71,019	ESPN	N
	Nov. 2	at Ole Miss * (20)	W	25-22	41,000	TigerVision	D
	Nov. 9	#8 Alabama *	L	17-20	78,838	ABC	D
	Nov. 16	Miss. St. * (HC)	L	19-28	67,724	TigerVision	N
	Nov. 23	at Tulane	W	39-20	38,384		N

1992

Record: 2-9-0 SEC: 1-7 H: 2-5 A: 0-4 N: 0-0

Coach Curley Hallman vs. Top 25: 1-3

Captains: Darron Landry (OG), Anthony Williams (LB), Carlton Buckels (CB)

	Sept. 5	#7 Texas A&M	L	22-31	69,313	ABC	D
	Sept. 12	#22 Mississippi St.*	W	24-3	68,888	TigerVision	N
	Sept. 19	at Auburn *	L	28-30	76,637	JP-TV	D
	Sept. 26	Colorado State	L	14-17	69,654	TigerVision	N
	Oct. 3	#7 Tennessee *	L	0-20	68,318	ESPN	N
	Oct. 10	at #23 Florida *	L	21-28	83,401	TigerVision	D
	Oct. 17	Kentucky *	L	25-27	57,641	TigerVision	N
	Oct. 31	at Ole Miss * (20)	L	0-32	47,000	TigerVision	N
	Nov. 7	#3 Alabama *	L	11-31	76,813	ABC	D
	Nov. 21	Tulane (HC)	W	24-12	59,919		N
	Nov. 27	at Arkansas *	L	6-30	32,721	ESPN	D

1993

Record: 5-6-0 SEC: 3-5 H: 3-3 A: 2-3 N: 0-0

Coach Curley Hallman vs. Top 25: 1-3

Captains: Chad Loup (QB), Anthony Marshall (FS), Scott Holstein (P), Gabe Northern (DE)

	Sept. 4	at #5 Texas A&M	L	0-24	61,307	ABC	D
	Sept. 11	at Mississippi St. *	W	18-16	33,324	ABC	D
	Sept. 18	Auburn *	L	10-34	71,936		N
	Sept. 25	at #13 Tennessee *	L	20-42	95,931	JP-TV	D
	Oct. 2	Utah State	W	38-17	57,316		N
	Oct. 9	#5 Florida *	L	3-58	60,060	ESPN	N
	Oct. 16	at Kentucky *	L	17-35	54,750	TigerVision	N
	Oct. 30	Ole Miss * (HC)	W	19-17	61,470		N
	Nov. 6	at #5 Alabama *	W	17-13	70,123	JP-TV	D
	Nov. 20	Tulane	W	24-10	58,190		N
	Nov. 27	Arkansas *	L	24-42	54,239	ESPN	D

1994

Record: 4-7-0 SEC: 3-5 H: 2-4 A: 2-3 N: 0-0

Coach Curley Hallman vs. Top 25: 0-4

Captains: Brett Bech (SE), Ivory Hilliard (FS), Jonny Fayard (TE), Troy Twillie (FS)

	Sept. 3	#15 Texas A&M	L	13-18	75,504		N
	Sept. 10	Mississippi State *	W	44-24	63,029		N
	Sept. 17	at #11 Auburn *	L	26-30	84,754	JP-TV	D
	Oct. 1	S. Carolina * (HC)	L	17-18	63,281		N
	Oct. 8	at #1 Florida *	L	18-42	85,385	JP-TV	D
	Oct. 15	Kentucky *	W	17-13	61,764		N
	Oct. 29	at Ole Miss *	L	21-34	40,157		D
	Nov. 5	#6 Alabama *	L	17-35	75,453	ESPN	N
	Nov. 12	Southern Miss	L	18-20	51,710		N
	Nov. 19	at Tulane	W	49-25	32,067		N
	Nov. 26	at Arkansas * (6)	W	30-12	45,633		D

1995

Record: 7-4-1 SEC: 4-3-1 H: 5-1 A: 1-3-1 N: 1-0

Coach Gerry DiNardo vs. Top 25: 2-3

Captain: Sheddric Wilson (WR)

	Sept. 2	at #3 Texas A&M	L	17-33	70,057	ABC	D
	Sept. 9	at Mississippi St. *	W	34-16	36,110	JP-TV	D
	Sept. 16	#5 Auburn *	W	12-6	80,559		N
#18	Sept. 23	Rice (HC)	W	52-7	73,342		N
#14	Sept. 30	at South Carolina *	T	20-20	67,902	JP-TV	D
#21	Oct. 7	#3 Florida *	L	10-28	80,583	JP-TV	D
	Oct. 14	at Kentucky *	L	16-24	51,500		N
	Oct. 21	North Texas	W	49-7	66,870		N
	Nov. 4	at #16 Alabama *	L	3-10	70,123	ABC	D
	Nov. 11	Ole Miss *	W	38-9	78,246		N
	Nov. 18	#14 Arkansas *	W	28-0	66,548	ABC	D
Independence Bowl - Shreveport, Louisiana							
	Dec. 29	vs. Michigan State	W	45-26	48,835	ESPN	D

1996

Record: 10-2 SEC: 6-2 H: 6-1 A: 3-1 N: 1-0

Coach Gerry DiNardo vs. Top 25: 1-2

Captains: Ben Bordelon (OT), Allen Stansberry (LB)

#17 Sept. 7	Houston	W	35-34	80,303		N
#21 Sept. 21	at #14 Auburn *	W	19-15	85,214	ESPN	N
#17 Sept. 28	New Mexico St. (HC)	W	63-7	77,676		N
#14 Oct. 5	Vanderbilt *	W	35-0	80,142		N
#12 Oct. 12	at #1 Florida *	L	13-56	85,567	CBS	D
#17 Oct. 19	Kentucky *	W	41-14	79,660		N
#13 Oct. 26	Mississippi State *	W	28-20	79,594	JP-TV	D
#11 Nov. 9	#10 Alabama *	L	0-26	80,290	ESPN	N
#17 Nov. 16	at Ole Miss *	W	39-7	44,436	TigerVision	D
#18 Nov. 23	Tulane	W	35-17	78,966		N
#19 Nov. 29	at Arkansas * (6)	W	17-7	22,329	CBS	D
Peach Bowl - Atlanta, Georgia						
#17 Dec. 28	vs. Clemson	W	10-7	63,622	ESPN	N

1997

Record: 9-3 SEC: 6-2 H: 4-3 A: 4-0 N: 1-0

Coach Gerry DiNardo vs. Top 25: 1-1

Captains: Adam Perry (OG), Chuck Wiley (DT)

#10 Sept. 6	UTEP	W	55-3	80,015		N
#10 Sept. 13	at Mississippi St. *	W	24-9	40,030	ESPN	N
#10 Sept. 20	#12 Auburn *	L	28-31	80,538	ESPN	N
#13 Sept. 27	Akron (HC)	W	56-0	79,772		N
#13 Oct. 4	at Vanderbilt *	W	7-6	37,045	TigerVision	D
#14 Oct. 11	#1 Florida *	W	28-21	80,677	ESPN	N
#8 Oct. 18	Ole Miss *	L	21-36	80,442	JP-TV	D
#16 Nov. 1	at Kentucky *	W	63-28	58,450	ESPN2	N
#14 Nov. 8	at Alabama *	W	27-0	70,123	CBS	D
#11 Nov. 15	Notre Dame	L	6-24	80,566	CBS	D
#17 Nov. 28	Arkansas *	W	31-21	79,619	CBS	D
Independence Bowl - Shreveport, Louisiana						
#15 Dec. 28	vs. Notre Dame	W	27-9	50,459	ESPN	N

1998

Record: 4-7 SEC: 2-6 H: 3-3 A: 1-4 N: 0-0

Coach Gerry DiNardo vs. Top 25: 1-4

Captains: Todd McClure (C), Anthony McFarland (NG), Joe Wesley (ILB)

#7 Sept. 12	Arkansas State	W	42-6	80,051		N
#7 Sept. 19	at Auburn *	W	31-19	85,214	ESPN	D
#6 Sept. 26	Idaho (HC)	W	53-20	80,466		N
#6 Oct. 3	#12 Georgia *	L	27-28	80,792	ESPN	N
#11 Oct. 10	at #6 Florida *	L	10-22	85,407	ESPN	N
#21 Oct. 17	Kentucky *	L	36-39	80,524	ESPN2	N
Oct. 24	#24 Miss. St. *	W	41-6	80,040	ESPN2	N
Oct. 31	at Ole Miss *	L	31-37 (OT)	50,577	TigerVision	D
Nov. 7	Alabama *	L	16-22	80,522	CBS	D
Nov. 21	at #10 Notre Dame	L	36-39	80,012	NBC	D
Nov. 27	at #13 Arkansas* (6)	L	14-41	55,831	CBS	D

1999

Record: 3-8 SEC: 1-7 H: 3-4 A: 0-4 N: 0-0

Coach Gerry DiNardo/Hal Hunter (Arkansas game)

vs. Top 25: 0-5; Captains: Rondell Mealey (TB), Johnny Mitchell (DT), Charles Smith (ILB)

Sept. 4	San Jose State	W	29-21	76,753		N
Sept. 11	North Texas (HC)	W	52-0	76,845		N
Sept. 18	Auburn *	L	7-41	80,562	ESPN	D
Oct. 2	at #10 Georgia *	L	22-23	86,117	JP-TV	D
Oct. 9	#8 Florida *	L	10-31	80,255	CBS	D
Oct. 16	at Kentucky *	L	5-31	67,370	JP-TV	D
Oct. 23	at #12 Miss. St. *	L	16-17	41,274	ESPN2	N
Oct. 30	#25 Ole Miss *	L	23-42	80,084		N
Nov. 6	at #12 Alabama *	L	17-23	83,818	JP-TV	D
Nov. 13	Houston	L	7-20	76,671		N
Nov. 26	#17 Arkansas *	W	35-10	77,610	CBS	D

2000

Record: 8-4 SEC: 5-3 H: 6-1 A: 1-3 N: 1-0

Coach Nick Saban vs. Top 25: 3-2

Captains: Rohan Davey (QB), Trev Faulk (LB), Louis Williams (OT)

Sept. 2	Western Carolina	W	58-0	87,188		N
Sept. 9	Houston	W	28-13	82,469		N
Sept. 16	at #24 Auburn *	L	17-34	85,612	ESPN	N
Sept. 23	UAB (HC)	L	10-13	85,339		N
Sept. 30	#11 Tennessee *	W	38-31 (OT)	91,682	ESPN	N
Oct. 7	at #12 Florida *	L	9-41	85,365	JP-TV	D
Oct. 14	Kentucky *	W	34-0	85,664		N
Oct. 21	#13 Mississippi St. *	W	45-38 (OT)	90,584	ESPN2	N
Nov. 4	Alabama *	W	30-28	91,778	CBS	D
Nov. 11	at Ole Miss *	W	20-9	52,476	ESPN2	N
#24 Nov. 24	at Arkansas * (6)	L	3-14	43,982	CBS	D
Peach Bowl - Atlanta, Georgia						
Dec. 29	vs. #15 Georgia Tech	W	28-14	73,614	ESPN	N

2001

SEC CHAMPIONS

Record: 10-3 SEC: 5-3 H: 5-2 A: 3-1 N: 2-0

Coach Nick Saban vs. Top 25: 4-2

Captains: Rohan Davey (QB), Trev Faulk (LB), Robert Royal (TE)

#14 Sept. 1	Tulane	W	48-17	91,782		N
#13 Sept. 8	Utah State	W	31-14	87,756		N
#14 Sept. 29	at #7 Tennessee *	L	18-26	108,472	ESPN	N
#18 Oct. 6	#2 Florida *	L	15-44	92,010	CBS	D
Oct. 13	at Kentucky *	W	29-25	52,471	TigerVision	N
Oct. 20	at Mississippi St. *	W	42-0	45,514	ESPN2	N
Oct. 27	Ole Miss *	L	24-35	91,941	ESPN2	N
Nov. 3	at Alabama *	W	35-21	83,818	CBS	D
Nov. 10	Middle Tenn. (HC)	W	30-14	88,249		N
Nov. 23	#24 Arkansas *	W	41-38	89,560	CBS	D
#22 Dec. 1	#25 Auburn *	W	27-14	92,141	ESPN	N
SEC Championship Game - Atlanta, Georgia						
#21 Dec. 8	vs. #2 Tennessee	W	31-20	74,843	CBS	N
Sugar Bowl - New Orleans, Louisiana						
#12 Jan. 1	vs. #7 Illinois	W	47-34	77,688	ABC	N

2002

Record: 8-5 SEC: 5-3 H: 6-1 A: 2-3 N: 0-1

Coach Nick Saban vs. Top 25: 1-3

Captains: Bradie James (LB), LaBrandon Toefield (RB)

#14 Sept. 1	at #16 Virginia Tech	L	8-26	65,049	ABC	D
#24 Sept. 7	The Citadel	W	35-10	85,022		N
#25 Sept. 14	Miami (Ohio)	W	33-7	90,010		N
#22 Sept. 28	Mississippi State *	W	31-13	90,793	JP-TV	D
#21 Oct. 5	UL Lafayette (HC)	W	48-0	91,357	TigerVision	N
#18 Oct. 12	at #16 Florida *	W	36-7	85,252	ESPN	N
#14 Oct. 19	South Carolina *	W	38-14	91,340	ESPN2	N
#10 Oct. 26	at Auburn *	L	7-31	85,366	JP-TV	D
#16 Nov. 9	at Kentucky *	W	33-30	66,262	JP-TV	D
#14 Nov. 16	#10 Alabama *	L	0-31	92,012	ESPN	N
#21 Nov. 23	Ole Miss *	W	14-13	91,613	ESPN2	N
#17 Nov. 29	at Arkansas * (6)	L	20-21	55,553	CBS	D
Cotton Bowl - Dallas, Texas						
Jan. 1	vs. #9 Texas	L	20-35	70,817	FOX	D

2003

NATIONAL CHAMPIONS

SEC CHAMPIONS

Record: 13-1 **SEC: 7-1** **H: 6-1** **A: 5-0** **N: 2-0**

Coach: Nick Saban **vs. Top 25: 5-0**

Captains: Chad Lavalais (DT), Matt Mauck (QB), Rodney Reed (OT), Michael Clayton (WR)

#14	Aug. 30	Louisiana-Monroe	W	49-7	89,148		N
#13	Sept. 6	at Arizona	W	59-13	46,110	TBS	N
#12	Sept. 13	Western Illinois	W	35-7	87,164		N
#11	Sept. 20	#7 Georgia *	W	17-10	92,251	CBS	D
#7	Sept. 27	at Mississippi St. *	W	41-6	45,835	ESPN2	N
#6	Oct. 11	Florida *	L	7-19	92,077	CBS	D
#10	Oct. 18	at South Carolina *	W	33-7	82,525	ESPN2	N
#9	Oct. 25	#17 Auburn *	W	31-7	92,085	ESPN	N
#7	Nov. 1	Louisiana Tech (HC)	W	49-10	91,879	TigerVision	N
#4	Nov. 15	at Alabama *	W	27-3	83,818	ESPN	N
#3	Nov. 22	at #15 Ole Miss *	W	17-14	62,552	CBS	D
#3	Nov. 28	Arkansas *	W	55-24	92,213	CBS	D

SEC Championship Game - Atlanta, Georgia

#3 Dec. 6 vs. #5 Georgia W 34-13 74,913 CBS N

Sugar Bowl - BCS National Championship Game - New Orleans, La.

#2 Jan. 4 vs. #3 Oklahoma W 21-14 79,342 ABC N

2004

Record: 9-3

SEC: 6-2 **H: 7-0** **A: 2-2** **N: 0-1**

Coach: Nick Saban **vs. Top 25: 1-3**

Captains: Marcus Spears (DE), Marcus Randall (QB), Corey Webster (CB), Andrew Whitworth (OT)

#4	Sept. 4	Oregon State	W	22-21 OT	91,828	ESPN	N
#6	Sept. 11	Arkansas State	W	53-3	91,611		N
#5	Sept. 18	at #14 Auburn *	L	9-10	87,451	CBS	D
#13	Sept. 25	Mississippi State *	W	51-0	91,431	JP-TV	D
#13	Oct. 2	at #3 Georgia *	L	16-45	92,746	CBS	D
#24	Oct. 9	at #12 Florida *	W	24-21	90,377	ESPN	N
#18	Oct. 23	Troy (HC)	W	24-20	89,493	TigerVision	N
#19	Oct. 30	Vanderbilt *	W	24-7	90,825	TigerVision	N
#17	Nov. 13	Alabama *	W	26-10	91,861	ESPN	N
#14	Nov. 20	Ole Miss *	W	27-24	91,413	TigerVision	N
#14	Nov. 26	at Arkansas * (6)	W	43-14	55,829	CBS	D

Capital One Bowl - Orlando, Florida

#12 Jan. 1 vs. #11 Iowa L 25-30 70,229 ABC D

2005

Record: 11-2

SEC: 7-1 **H: 5-1** **A: 5-0** **N: 1-1**

Coach: Les Miles **vs. Top 25: 5-2**

Captains: Joseph Addai (RB), Skyler Green (WR), Andrew Whitworth (OT), Kyle Williams (DT)

#5	Sept. 10	at #15 Arizona St.	W	35-31	63,210	ESPN	N
#4	Sept. 26	#10 Tennessee *	L	27-30 (OT)	91,986	ESPN2	N
#4	Oct. 1	at Mississippi St. *	W	37-7	48,344	TigerVision	D
#11	Oct. 8	at Vanderbilt *	W	34-6	37,309	ESPN2	N
#10	Oct. 15	#11 Florida *	W	21-17	92,402	CBS	D
#7	Oct. 22	#16 Auburn *	W	20-17 (OT)	92,664	ESPN	N
#7	Oct. 29	North Texas	W	56-3	88,887	TigerVision	N
#6	Nov. 5	Appalachian St. (HC)	W	24-0	91,414		N
#5	Nov. 12	at #4 Alabama *	W	16-13 (OT)	81,018	CBS	D
#4	Nov. 19	at Ole Miss *	W	40-7	59,543	ESPN2	N
#3	Nov. 25	Arkansas *	W	19-17	92,127	CBS	D

SEC Championship Game - Atlanta, Georgia

#3 Dec. 3 vs. #13 Georgia L 14-34 73,717 CBS N

Peach Bowl - Atlanta, Georgia

#10 Dec. 30 vs. #9 Miami W 40-3 65,620 ESPN N

2006

Record: 11-2

SEC: 6-2 **H: 8-0** **A: 2-2** **N: 1-0**

Coach: Les Miles **vs. Top 25: 3-2**

Captains: JaMarcus Russell (QB), LaRon Landry (FS), Chris Jackson (P/PK)

#8	Sept. 2	Louisiana-Lafayette	W	45-3	92,362	TigerVision	N
#8	Sept. 9	Arizona	W	45-3	92,221	ESPN2	N
#6	Sept. 16	at #3 Auburn *	L	3-7	87,451	CBS	D
#10	Sept. 23	Tulane (HC)	W	49-7	92,135	TigerVision	N
#9	Sept. 30	Mississippi State *	W	48-17	91,960	LFS	D
#9	Oct. 7	at #5 Florida *	L	10-23	90,714	CBS	D
#14	Oct. 14	Kentucky *	W	49-0	92,148		N
#14	Oct. 21	Fresno State	W	38-6	91,833	ESPN2	N
#13	Nov. 4	at #8 Tennessee *	W	28-24	106,333	CBS	D
#12	Nov. 11	Alabama *	W	28-14	92,588	ESPN	N
#9	Nov. 18	Ole Miss *	W	23-20 (OT)	92,449	TigerVision	N
#9	Nov. 24	at #5 Arkansas * (6)	W	31-26	55,833	CBS	D

Sugar Bowl - New Orleans, Louisiana

#4 Jan. 3 vs. #11 Notre Dame W 41-14 77,781 FOX N

2007

NATIONAL CHAMPIONS

SEC CHAMPIONS

Record: 12-2

SEC: 6-2 **H: 6-1** **A: 4-1** **N: 2-0**

Coach: Les Miles **vs. Top 25: 7-1**

Captains: Matt Flynn (QB), Jacob Hester (RB), Glenn Dorsey (DT), Craig Steltz (S), Patrick Fisher (P)

#2	Aug. 30	at Mississippi St. *	W	45-0	50,112	ESPN	N
#2	Sept. 8	#9 Virginia Tech	W	48-7	92,739	ESPN	N
#2	Sept. 15	Middle Tennessee	W	44-0	92,407	TigerVision	N
#2	Sept. 22	#12 S. Carolina *	W	28-16	92,530	CBS	D
#2	Sept. 29	at Tulane	W	34-9	58,769	ESPN2	D
#1	Oct. 6	#9 Florida *	W	28-24	92,910	CBS	N
#1	Oct. 13	at #17 Kentucky *	L	37-43 (3OT)	70,902	CBS	D
#5	Oct. 20	#18 Auburn *	W	30-24	92,630	ESPN	N
#3	Nov. 3	at #17 Alabama *	W	41-34	92,138	CBS	D
#2	Nov. 10	La. Tech (HC)	W	58-10	92,512	TigerVision	N
#1	Nov. 17	at Ole Miss *	W	41-24	61,118	CBS	D
#1	Nov. 23	Arkansas *	L	48-50 (3OT)	92,606	CBS	D

SEC Championship Game - Atlanta, Georgia

#5 Dec. 1 vs. #14 Tennessee W 21-14 73,832 CBS D

BCS National Championship Game - New Orleans, Louisiana

#2 Jan. 7 vs. #1 Ohio State W 38-24 79,651 FOX N

2008

Record: 8-5

SEC: 3-5 **H: 5-3** **A: 2-2** **N: 1-0**

Coach: Les Miles **vs. Top 25: 2-3**

Captains: Herman Johnson (OG), Quinn Johnson (FB), Tyson Jackson (DE), Colt David (PK)

#6	Aug. 30	Appalachian State	W	41-13	91,922	ESPNC	D
#7	Sept. 13	North Texas	W	41-3	91,602	TigerVision	N
#6	Sept. 20	at #9 Auburn *	W	26-21	87,451	ESPN	N
#5	Sept. 27	Mississippi State *	W	34-24	92,710	ESPN2	N
#3	Oct. 11	at #11 Florida *	L	21-51	90,684	CBS	N
#13	Oct. 18	at South Carolina *	W	24-17	82,477	ESPN	N
#11	Oct. 25	#9 Georgia *	L	38-52	92,904	CBS	D
#15	Nov. 1	Tulane	W	35-10	92,136	TigerVision	N
#15	Nov. 8	#1 Alabama *	L	21-27 OT	93,039	CBS	D
#19	Nov. 15	Troy (HC)	W	40-31	92,130	TigerVision	N
#18	Nov. 22	Ole Miss *	L	13-31	92,649	CBS	D
	Nov. 28	at Arkansas * (6)	L	30-31	55,325	CBS	D

Chick-fil-A Bowl - Atlanta, Georgia

Dec. 31 vs. #14 Ga. Tech W 38-3 71,423 ESPN N

2009

Record: 9-4 SEC: 5-3 H: 6-1 A: 3-2 N: 0-1
Coach: Les Miles vs. Top 25: 1-3
Captains: Ciron Black (OT), Harry Coleman (LB), Josh Jasper (PK)

#11	Sept. 5	at Washington	W	31-23	69,161	ESPN	N
#11	Sept. 12	Vanderbilt *	W	23-9	91,556	ESPNU	N
#9	Sept. 19	Louisiana-Lafayette	W	31-3	92,443	ESPNU	N
#7	Sept. 26	at Mississippi St. *	W	30-26	53,612	SEC-TV	D
#4	Oct. 3	at #14 Georgia *	W	20-13	92,746	CBS	D
#4	Oct. 10	#1 Florida *	L	3-13	93,129	CBS	N
#9	Oct. 24	Auburn *	W	31-10	92,654	ESPN	N
#9	Oct. 31	Tulane	W	42-0	92,031	TigerVision	N
#9	Nov. 7	at #3 Alabama *	L	15-24	92,012	CBS	D
#9	Nov. 14	Louisiana Tech (HC)	W	24-16	92,584	ESPNU	N
#10	Nov. 21	at Ole Miss *	L	23-25	61,752	CBS	D
#17	Nov. 28	Arkansas *	W	33-30 (OT)	93,013	ESPN	N
Capital One Bowl - Orlando, Florida							
#12	Jan. 1	vs. #13 Penn State	L	17-19	63,025	ABC	D

2010

Record: 11-2 SEC: 6-2 H: 7-0 A: 2-2 N: 2-0
Coach: Les Miles vs. Top 25: 5-2
Captains: Stevan Ridley (RB), Drake Nevis (DT), Kelvin Sheppard (LB), Josh Jasper (PK)

#21	Sept. 4	vs. #18 N. Carolina (23)	W	30-24	68,919	ABC	N
#19	Sept. 11	at Vanderbilt *	W	27-3	36,940	ESPNU	N
#15	Sept. 18	Mississippi State *	W	29-7	92,538	ESPNU	N
#15	Sept. 25	#22 West Virginia	W	20-14	92,575	ESPN2	N
#12	Oct. 2	Tennessee *	W	16-14	92,932	CBS	D
#12	Oct. 9	at #14 Florida *	W	33-29	90,721	ESPN	N
#9	Oct. 16	McNeese State	W	32-10	92,576	FSN	N
#6	Oct. 23	at #5 Auburn *	L	17-24	87,451	CBS	D
#12	Nov. 6	#5 Alabama *	W	24-21	92,969	CBS	D
#5	Nov. 13	Louisiana-Monroe (HC)	W	51-0	92,518	TigerVision	N
#5	Nov. 20	Ole Miss *	W	43-36	92,915	CBS	D
#6	Nov. 27	at #12 Arkansas *	L	23-31	55,808	CBS	D
AT&T Cotton Bowl - Arlington, Texas							
#11	Jan. 7	vs. #18 Texas A&M	W	41-24	83,514	FOX	N

2011

SEC CHAMPIONS
Record: 13-1 SEC: 8-0 H: 6-0 A: 5-0 N: 2-1
Coach: Les Miles vs. Top 25: 8-1
Captains: Will Blackwell (OG), Morris Claiborne (CB), Jordan Jefferson (QB), Brandon Taylor (S), Tyrann Mathieu (ST)

#4	Sept. 3	vs. #3 Oregon (14)	W	40-27	87,111	ABC	N
#2	Sept. 10	Northwestern State	W	49-3	92,405	TigerVision	N
#3	Sept. 15	at #25 Miss. St.*	W	19-6	56,924	ESPN	N
#2	Sept. 24	at #16 West Virginia	W	47-21	62,056	ABC	N
#1	Oct. 1	Kentucky *	W	35-7	92,660	SEC-TV	D
#1	Oct. 8	#17 Florida *	W	41-11	93,022	CBS	D
#1	Oct. 15	at Tennessee *	W	38-7	101,822	CBS	D
#1	Oct. 22	#19 Auburn *	W	45-10	93,098	CBS	D
#1	Nov. 5	at #2 Alabama *	W	9-6 (OT)	101,821	CBS	N
#1	Nov. 12	West. Kentucky (HC)	W	42-9	92,917	ESPNU	N
#1	Nov. 19	at Ole Miss *	W	52-3	59,877	ESPN	N
#1	Nov. 25	#3 Arkansas *	W	41-17	93,108	CBS	D
SEC Championship Game - Atlanta, Georgia							
#1	Dec. 3	vs. #12 Georgia	W	42-10	74,515	CBS	D
BCS National Championship Game - New Orleans, Louisiana							
#1	Jan. 9	vs. #2 Alabama	L	0-21	78,237	ESPN	N

2012

NCAA Record: 0-3 SEC: 0-2 H: 0-1 A: 0-1 N: 0-1
10 Wins Vacated (2023 NCAA Decision)
On-Field Record: 10-3 SEC: 6-2 H: 7-1 A: 3-1 N: 0-1
Coach: Les Miles vs. Top 25: 3-3
Captains: Zach Mettenberger (QB), Josh Dworaczyk (OT), Kevin Minter (LB), Eric Reid (S), Drew Alleman (PK)

#3	Sept. 1	North Texas	V-W	41-14	92,059	ESPNU	N
#3	Sept. 8	Washington	V-W	41-3	92,804	ESPN	N
#3	Sept. 15	Idaho	V-W	63-14	92,177	TigerVision	N
#2	Sept. 22	at Auburn *	V-W	12-10	86,721	ESPN	N
#3	Sept. 29	Towson	V-W	38-22	92,154	ESPNU	N
#4	Oct. 6	at #10 Florida *	L	6-14	90,824	CBS	D
#9	Oct. 13	#3 South Carolina *	V-W	23-21	92,734	ESPN	N
#6	Oct. 20	at #20 Texas A&M *	V-W	24-19	87,429	ESPN	D
#5	Nov. 3	#1 Alabama *	L	17-21	93,374	CBS	N
#9	Nov. 10	#22 Miss. St. * (HC)	V-W	37-17	92,831	ESPN	N
#8	Nov. 17	Ole Miss *	V-W	41-35	92,872	CBS	D
#8	Nov. 23	at Arkansas *	V-W	20-13	71,117	CBS	D
Chick-fil-A Bowl - Atlanta, Georgia							
#9	Dec. 31	vs. #14 Clemson	L	24-25	68,027	ESPN	N

2013

NCAA Record: 0-3 SEC: 0-3 H: 0-0 A: 0-3 N: 0-0
10 Wins Vacated (2023 NCAA Decision)
On-Field Record: 10-3 SEC: 5-3 H: 7-0 A: 1-3 N: 2-0
Coach: Les Miles vs. Top 25: 3-2
Captains: Zach Mettenberger (QB), Jarvis Landry (WR), Lamin Barrow (LB), James Wright (ST)

#12	Aug. 31	vs. #20 TCU (24)	V-W	37-27	80,320	ESPN	N
#9	Sept. 7	UAB	V-W	56-17	90,037	ESPNU	N
#8	Sept. 14	Kent State	V-W	45-13	89,113	ESPNU	N
#6	Sept. 21	Auburn *	V-W	35-21	92,638	ESPN	N
#6	Sept. 28	at #9 Georgia *	L	41-44	92,746	CBS	D
#10	Oct. 5	at Mississippi St. *	V-W	59-26	57,113	ESPN	N
#10	Oct. 12	#17 Florida *	V-W	17-6	92,980	CBS	D
#6	Oct. 19	at Ole Miss *	L	24-27	61,160	ESPN2	N
#13	Oct. 26	Furman (HC)	V-W	48-16	92,554	TigerVision	N
#10	Nov. 9	at #1 Alabama *	L	17-38	101,821	CBS	N
#18	Nov. 23	#9 Texas A&M *	V-W	34-10	92,949	CBS	D
#15	Nov. 29	Arkansas *	V-W	31-27	89,656	CBS	D
Outback Bowl - Tampa, Florida							
#14	Jan. 1	vs. Iowa	V-W	21-14	51,296	ESPN	D

2014

NCAA Record: 0-5 SEC: 0-4 H: 0-2 A: 0-2 N: 0-1
8 Wins Vacated (2023 NCAA Decision)
On-Field Record: 8-5 SEC: 4-4 H: 5-2 A: 2-2 N: 1-1
Coach: Les Miles vs. Top 25: 2-2
Captains: La'el Collins (LT), Terrence Magee (RB), Jermauria Rasco (DE), Kwon Alexander (LB), Jamie Keehn (P)

#13	Aug. 30	vs. #14 Wisconsin (12)	V-W	28-24	71,599	ESPN	N
#12	Sept. 6	Sam Houston State	V-W	56-0	100,338	SECN	N
#10	Sept. 13	Louisiana-Monroe	V-W	31-0	101,194	ESPNU	N
#8	Sept. 20	Mississippi State *	L	29-34	102,321	ESPN	N
#17	Sept. 27	New Mexico State	V-W	63-7	101,987	SECN	N
#15	Oct. 5	at #5 Auburn *	L	7-41	87,451	ESPN	N
	Oct. 11	at Florida *	V-W	30-27	88,014	SECN	N
	Oct. 18	Kentucky *	V-W	41-3	101,581	SECN	N
#24	Oct. 25	#3 Ole Miss * (HC)	V-W	10-7	102,321	ESPN	N
#14	Nov. 8	#4 Alabama *	L	13-20 (OT)	102,321	CBS	N
#20	Nov. 15	at Arkansas *	L	0-17	70,165	ESPN2	N
	Nov. 27	at Texas A&M *	V-W	23-17	105,829	ESPN	N
Music City Bowl - Nashville, Tennessee							
#22	Dec. 30	vs. Notre Dame	L	28-31	60,419	ESPN	D

2015

NCAA Record: 0-3 SEC: 0-3 H: 0-1 A: 0-2 N: 0-0
 9 Wins Vacated (2023 NCAA Decision)
On-Field Record: 9-3 SEC: 5-3 H: 6-1 A: 2-2 N: 1-0
Coach: Les Miles vs. Top 25: 3-2
Captains: Vadal Alexander (RT), Leonard Fournette (RB), Deion Jones (LB), Jamie Keehn (P)
 #14 Sept. 5 McNeese State No Contest (game canceled due to weather)
 #14 Sept. 12 at #25 Miss. St. * V-W 21-19 62,531 ESPN N
 #13 Sept. 19 #18 Auburn * V-W 45-21 102,321 CBS D
 #8 Sept. 26 at Syracuse V-W 34-24 43,101 ESPN D
 #9 Oct. 3 Eastern Michigan V-W 44-22 102,321 ESPNU N
 #7 Oct. 10 South Carolina * V-W 45-24 42,058 ESPN D
 #6 Oct. 17 #8 Florida * V-W 35-28 102,321 ESPN N
 #5 Oct. 24 West. Kentucky (HC) V-W 48-20 101,561 ESPNU N
 #2 Nov. 7 at #4 Alabama * L 16-30 101,821 CBS N
 #9 Nov. 14 Arkansas * L 14-31 101,699 ESPN N
 #15 Nov. 21 at #22 Ole Miss * L 17-38 60,705 CBS D
 Nov. 28 Texas A&M * V-W 19-7 101,803 SECN N
AdvoCare V100 Texas Bowl · Houston, Texas
 #20 Dec. 29 vs. Texas Tech V-W 56-27 71,307 ESPN N

2016

Record: 8-4 SEC: 5-3 H: 5-2 A: 2-2 N: 1-1
Coach: Les Miles/Ed Orgeron vs. Top 25: 3-2
Captains: Jamal Adams (S), Colby Delahoussaye (PK), Travin Dural (WR), Ethan Pocic (C), Duke Riley (LB), Tre'Davious White (CB)
 #5 Sept. 3 vs. Wisconsin (25) L 14-16 77,823 ABC D
 #21 Sept. 10 Jacksonville State W 34-13 98,389 ESPNU N
 #20 Sept. 17 Mississippi State * W 23-20 99,910 ESPN2 N
 #18 Sept. 24 at Auburn * L 13-18 87,451 ESPN N
 Oct. 1 Missouri * (HC) W 42-7 102,071 SECN N
 Oct. 15 Southern Miss W 45-10 102,164 SECN N
 #25 Oct. 22 #23 Ole Miss * W 38-21 101,720 ESPN N
 #15 Nov. 5 #1 Alabama * L 0-10 102,321 CBS N
 #19 Nov. 12 at #25 Arkansas * W 38-10 75,156 ESPN N
 #16 Nov. 19 #21 Florida * L 10-16 102,043 SECN D
 #25 Nov. 24 at #22 Texas A&M * W 54-39 102,961 ESPN N
Buffalo Wild Wings Citrus Bowl · Orlando, Florida
 #19 Dec. 31 vs. #15 Louisville W 29-9 46,063 ABC D

2017

Record: 9-4 SEC: 6-2 H: 5-1 A: 3-2 N: 1-1
Coach: Ed Orgeron vs. Top 25: 2-2
Captains: Will Clapp (C), DJ Chark (WR), Christian LaCouture (DL), Devin White (LB), Rashard Lawrence (DL), Russell Gage (WR/ST)
 #13 Sept. 2 vs. BYU (3) W 27-0 53,826 ESPN N
 #12 Sept. 9 Chattanooga W 45-10 97,289 SECN N
 #12 Sept. 16 at Mississippi State * L 7-37 60,596 ESPN N
 #25 Sept. 23 Syracuse W 35-26 96,044 ESPN2 N
 #25 Sept. 30 Troy (HC) L 21-24 99,879 ESPNU N
 Oct. 7 at #21 Florida * W 17-16 88,247 CBS D
 Oct. 14 #10 Auburn * W 27-23 101,601 CBS D
 #24 Oct. 21 at Ole Miss * W 40-24 64,067 ESPN N
 #19 Nov. 4 at #1 Alabama * L 10-24 101,821 CBS N
 Nov. 11 Arkansas * W 33-10 98,546 ESPN D
 #20 Nov. 18 at Tennessee * W 30-10 96,888 ESPN N
 #19 Nov. 25 Texas A&M * W 45-21 97,678 SECN N
Citrus Bowl Presented by Overton's · Orlando, Florida
 #16 Jan. 1 vs. #14 Notre Dame L 17-21 57,726 ABC D

2018

Record: 10-3 SEC: 5-3 H: 6-1 A: 2-2 N: 2-0
Coach: Ed Orgeron vs. Top 25: 5-3
Captains: Nick Brossette (RB), Foster Moreau (TE), Joe Burrow (QB), Devin White (LB), Rashard Lawrence (DE), Grant Delpit (S), Cole Tracy (PK), Blake Ferguson (SNP)
 #25 Sept. 2 vs. #8 Miami (24) W 33-17 68,841 ABC N
 #11 Sept. 8 Southeastern Louisiana W 31-0 96,883 ESPN2 N
 #12 Sept. 15 at #7 Auburn * W 22-21 86,787 CBS D
 #6 Sept. 22 Louisiana Tech W 38-21 102,321 ESPNU N
 #5 Sept. 29 Ole Miss * W 45-16 100,224 ESPN N
 #5 Oct. 6 at #22 Florida * L 19-27 90,283 CBS D
 #13 Oct. 13 #2 Georgia * W 36-16 102,321 CBS D
 #5 Oct. 20 #22 Mississippi St. * (HC) W 19-3 101,340 ESPN N
 #4 Nov. 3 #1 Alabama * L 0-29 102,321 CBS N
 #9 Nov. 10 at Arkansas * W 24-17 64,135 SECN N
 #10 Nov. 17 Rice W 42-10 100,323 ESPNU N
 #8 Nov. 24 at #22 Texas A&M * (70T) L 72-74 101,501 SECN N
PlayStation Fiesta Bowl · Glendale, Arizona
 #11 Jan. 1 vs. #7 UCF W 40-32 57,246 ESPN D

2019

NATIONAL CHAMPIONS
SEC CHAMPIONS
Record: 15-0 SEC: 8-0 H: 7-0 A: 5-0 N: 3-0
Coach: Ed Orgeron vs. Top 25: 7-0
Captains: K'Lavon Chaisson (LB), Lloyd Cushenberry III (C), Joe Burrow (QB), Rashard Lawrence (DL), Blake Ferguson (LS)
 #6 Aug. 31 Georgia Southern W 55-3 97,420 SECN N
 #6 Sept. 7 at #9 Texas W 45-38 98,763 ABC N
 #4 Sept. 14 Northwestern St. W 65-14 100,334 SECN N
 #4 Sept. 21 at Vanderbilt* W 66-38 32,058 SECN D
 #5 Oct. 5 Utah State W 42-6 100,266 SECN D
 #5 Oct. 12 #7 Florida* (HC) W 42-28 102,321 ESPN N
 #2 Oct. 19 at Mississippi State* W 36-13 59,282 CBS D
 #2 Oct. 26 #9 Auburn* W 23-20 102,160 CBS D
 #1 Nov. 9 at #2 Alabama* W 46-41 101,821 CBS D
 #1 Nov. 16 at Ole Miss* W 58-37 53,797 ESPN N
 #1 Nov. 23 Arkansas* W 56-20 101,173 ESPN N
 #1 Nov. 30 Texas A&M* W 50-7 102,218 ESPN N
SEC Championship Game · Atlanta, Georgia
 #1 Dec. 7 vs. #4 Georgia W 37-10 74,150 CBS D
Chick-Fil-A Peach Bowl · CFP Semifinal · Atlanta, Georgia
 #1 Dec. 28 vs. #4 Oklahoma W 63-28 78,347 ESPN D
CFP National Championship Game · New Orleans, Louisiana
 #1 Jan. 13 vs. #3 Clemson W 42-25 76,885 ESPN N

2020

Record: 5-5 SEC: 5-5 H: 2-2 A: 3-3 N: 0-0
Coach: Ed Orgeron vs. Top 25: 1-2
Captains: Austin Deculus (OL), JaCoby Stevens (LB), Zach Von Rosenberg (P)
 #6 Sept. 26 Mississippi State* L 34-44 21,124 CBS D
 #20 Oct. 3 at Vanderbilt* W 41-7 2,000 SECN N
 #17 Oct. 10 at Missouri* L 41-45 10,013 SECN Alt D
 Oct. 24 South Carolina*(HC) W 52-24 21,855 ESPN N
 Oct. 31 at Auburn* L 11-48 21,855 CBS D
 Nov. 21 at Arkansas* W 27-24 16,500 SECN D
 Nov. 28 at #5 Texas A&M* L 7-20 23,607 ESPN N
 Dec. 5 #1 Alabama* L 17-55 22,349 CBS N
 Dec. 12 at #6 Florida* W 37-34 16,610 ESPN N
 Dec. 19 Ole Miss* W 53-48 21,905 SECN D

2021

Record: 6-7 SEC: 3-5 H: 5-2 A: 1-4 N: 0-1
Coach: Ed Orgeron/Brad Davis vs. Top 25: 2-4
Captains: Avery Atkins (P/K), Damone Clark (LB), Austin Deculus (OL), Neil Farrell Jr. (DL), Ed Ingram (OL)

#16	Sept. 4	at UCLA	L	27-38	68,123	FOX	N
	Sept. 11	McNeese	W	34-7	94,220	SECN+	N
	Sept. 18	Central Michigan	W	49-21	92,547	SECN	N
	Sept. 25	at Mississippi State*	W	28-25	50,298	ESPN	D
	Oct. 2	#22 Auburn*	L	19-24	97,717	ESPN	N
	Oct. 9	at #16 Kentucky*	L	21-42	61,690	SECN	N
	Oct. 16	#20 Florida (HC)*	W	49-42	96,012	ESPN	D
	Oct. 23	at #12 Ole Miss*	L	17-31	64,523	CBS	D
	Nov. 6	at #3 Alabama*	L	14-20	100,077	ESPN	N
	Nov. 13	Arkansas*	L	13-16 (OT)	98,772	SECN	N
	Nov. 20	ULM	W	27-14	92,790	ESPN2	N
	Nov. 27	#14 Texas A&M*	W	27-24	91,595	ESPN	N
TaxAct Texas Bowl · Houston, Texas							
	Jan. 4	vs. Kansas State	L	20-42	52,207	ESPN	N

- (1) Jackson, Louisiana
- (2) Vicksburg, Mississippi
- (3) New Orleans, Louisiana
- (4) Meridian, Mississippi
- (5) Mobile, Alabama
- (6) Little Rock, Arkansas
- (7) Alexandria, Louisiana
- (8) Memphis, Tennessee
- (9) Birmingham, Alabama
- (10) Columbus, Mississippi
- (11) Gulfport, Mississippi
- (12) Houston, Texas
- (13) Shreveport, Louisiana

- (14) Dallas, Texas
- (15) Galveston, Texas
- (16) San Antonio, Texas
- (17) New York, New York
- (18) Montgomery, Alabama
- (19) Indianapolis, Indiana
- (20) Jackson, Mississippi
- (21) Monroe, Louisiana
- (22) Columbus, Georgia
- (23) Atlanta, Georgia
- (24) Arlington, Texas
- (25) Green Bay, Wisconsin

2022

Record: 10-4 SEC: 6-2 H: 6-1 A: 3-1 N: 1-2
Coach: Brian Kelly vs. Top 25: 2-2
Captains: Ali Gaye (DL), Mike Jones Jr. (LB), BJ Ojulari (DL)

	Sept. 4	vs. Florida State (3)	L	23-24	68,388	ABC	N
	Sept. 10	Southern	W	65-17	102,321	SECN	N
	Sept. 17	Mississippi State*	W	31-16	98,520	ESPN	D
	Sept. 24	New Mexico	W	38-0	100,501	SECN+ESPN+	N
	Oct. 1	at Auburn*	W	21-17	87,451	ESPN	N
#25	Oct. 8	#8 Tennessee*	L	13-40	102,321	ESPN	D
	Oct. 15	at Florida*	W	45-35	90,855	ESPN	N
	Oct. 22	#7 Ole Miss* (HC)	W	45-20	100,821	CBS	D
#15	Nov. 5	#6 Alabama*	W	33-31 (OT)	102,321	ESPN	N
#7	Nov. 12	at Arkansas*	W	13-10	73,750	ESPN	D
#6	Nov. 19	UAB	W	41-10	97,367	ESPN2	N
#6	Nov. 26	Texas A&M*	L	23-38	93,578	ESPN	N
SEC Championship Game · Atlanta, Georgia							
#11	Dec. 3	vs. #1 Georgia	L	30-50	74,810	CBS	D
Cheez-It Citrus Bowl · Orlando, Fla.							
#16	Jan. 4	Purdue	W	63-7	42,791	ABC	D

Far left rankings indicate LSU's Associated Press ranking. AP Rankings are from 1936-present.
 Number in parentheses after opponent indicates neutral or off-campus site.

V-W - Indicates wins vacated by the NCAA Decision in June 2023
 * - Conference Game
 (HC) - Homecoming
 (ESPNC) - ESPN Classic
 (JP-TV, SEC-TV) - Formerly Raycom Sports, Lincoln Financial Sports, Jefferson Pilot Sports

1893: Ruffin G. Pleasant (QB)
 1894: Samuel Marmaduke Dinwiddie Clark (FB)
 1895: J.E Snyder (QB)
 1896: Edwin Allen (Ned) Scott (T)
 1897: Edwin Allen (Ned) Scott (T)
 1898: Edmond A. Chavanne (T)
 1899: Hulette F. Aby (T)
 1900: I.H. Schwing (QB)
 1901: E.L. Gorham (HB)
 1902: Henry E. Landry (FB)
 1903: J.J. Coleman (HB)
 1904: E.L. Klock (T)
 1905: Frank M. Edwards (G)
 1906: E.E Weil (FB)
 1907: Solle W. Brannon (QB)
 1908: Marshall H. (Cap) Gandy (T)
 1909: R.L (Big) Stovall (C)
 1910: Bill Seip (E)
 1911: Arthur J. (Tommy) Thomas (G)
 1912: Charles S. Reiley (T)
 1913: T.W. (Tom) Dutton (C)
 1914: George B. Spencer (T)
 1915: Alfred J. Reid (FB)
 1916: Phillip Cooper (T)
 1917: Arthur (Mickey) O'Quinn (E)
 1918: No Team
 1919: T.W. Dutton (C)
 1920: Roy L. Benoit (QB)
 1921: F.L (Fritz) Spence (E)
 1922: E.L (Tubby) Ewen (E)
 1923: E.L. (Tubby) Ewen (E)
 1924: C.C. (Cliff) Campbell (T)
 1925: Jonathan Edward Steele (G)
 1926: L.T (Babe) Godfrey (HB)
 1927: L.T (Babe) Godfrey (FB)
 1928: Jess Tinsley (T)
 1929: Frank Ellis (T)
 1930: Walter (Dobie) Reeves (HB)
 1931: Edward Khoury (T)
 1932: Walter Fleming (E)
 1933: Jack Torrance (T)
 1934: Bert Yates (HB)
 1935: W. J Barrett (E)
 1936: Bill May (QB-FB)
 1937: Art (Slick) Morton (HB-TB)
 1938: Ben Friend (T)
 1939: Young Bussey (HB)
 1940: Charles Anastasio (HB)
 1941: Leo Bird (HB)
 1942: Willie Miller (G)
 1943: Steve Van Buren (HB)
 1944: Al Cavigga (G)
 1945: Andy Kosmac (C)
 1946: Dilton Richmond (E)
 1947: Jim Cason (HB)
 1948: Ed Claunch (C)
 1949: Mel Lyle (E)
 1950: Ebert Van Buren (HB)
 1951: Chester Freeman (RHB), Ray Potter (T)
 1952: Leroy Labat (HB), Bill Lansing (RG), Ralph McLeod (LE), Joe Modicut (LG), Jim Sanford (T), Norm Stevens (QB)
 1953: Jerry Marchand (LHB), Charley Oakley (FB)
 1954: Sid Fournet (LG)
 1955: O.K Ferguson (FB), Joe Tuminello (E)
 1956: Don Scully (G)
 1957: Alvin Aucoin (LT)
 1958: Billy Hendrix (E)
 1959: Lynn LeBlanc (T)
 1960: Charles (Bo) Strange (C)
 1961: Roy (Moonie) Winston (G)
 1962: Fred Miller (RT)
 1963: Billy Truax (E)
 1964: Richard Granier (C)
 1965: John Aaron (RG), Billy Ezell (QB)
 1966: Gawain DiBetta (FB), Leonard Neumann (TB)
 1967: Barry Wilson (C), Benny Griffin (LB)
 1968: Barton Frye (CB), Jerry Guillot (RG)
 1969: George Bevan (LB), Robert (Red) Ryder (OT)
 1970: Buddy Lee (QB), John Sage (T)

1971: Louis Cascio (LB), Mike Demarie (OG)
 1972: Paul Lyons (QB), Pepper Rutland (LB)
 1973: Tyler Lafauci (OG-DT), Binks Miciotto (DE)
 1974: Brad Boyd (TE), Steve Lelekacs (LB)
 1975: Greg Bienvenu (C), Steve Cassidy (OT)
 1976: Butch Knight (DE), Roy Stuart (OG)
 1977: Steve Ripple (LB), Kelly Simmons (FB)
 1978: Charles Alexander (TB), Thad Minaldi (LB)
 1979: John Ed Bradley (C), Rusty Brown (S), Willie Teal (CB)
 1980: Hokie Gajan (FB), Lyman White (OLB)
 1981: James Britt (CB), Tom Tully (OG)
 1982: James Britt (CB), Alan Risher (QB)
 1983: Mike Gambrell (C), John Fritchie (ILB)
 1984: Gregg Dubroc (OLB), Liffort Hobley (FS), Kevin Langford (OG), Jeff Wickersham (QB)
 1985: Shawn Burks (ILB), Dalton Hilliard (RB), Jeff Wickersham (QB), Karl Wilson (DE)
 1986: Eric Andolsek (OG), Michael Brooks (OLB), John Hazard (OT), Karl Wilson (DE)
 1987: Eric Andolsek (OG), Tommy Clapp (DE), Wendell Davis (SE), Nicky Hazard (ILB)
 1988: Todd Coutee (C), Eric Hill (OLB), Tommy Hodson (QB), Greg Jackson (QB), Ralph Norwood (OT)
 1989: Karl Dunbar (DT), Tommy Hodson (QB)
 1990: Marc Boutte (DT), Sol Graves (QB)
 1991: Marc Boutte (DT), Todd Kinchen (SE), Darrell Williams (FB)
 1992: Carlton Buckels (CB), Darron Landry (OG), Anthony Williams (LB)
 1993: Scott Holstein (P), Chad Loup (QB), Anthony Marshall (FS), Gabe Northern (DE)
 1994: Brett Bech (SE), Jonny Fayard (TE), Ivory Hilliard (FS), Troy Twillie (FS)
 1995: Sheddric Wilson (WR)
 1996: Ben Bordelon (OT), Allen Stansberry (LB)
 1997: Adam Perry (OG), Chuck Wiley (DT)
 1998: Todd McClure (C), Anthony McFarland (NG), Joe Wesley (ILB)
 1999: Rondell Mealey (TB), Johnny Mitchell (DT), Charles Smith (ILB)
 2000: Rohan Davey (QB), Trev Faulk (LB), Louis Williams (OT)
 2001: Rohan Davey (QB), Trev Faulk (LB), Robert Royal (TE)
 2002: Bradie James (LB), LaBrandon Toefield (RB)
 2003: Michael Clayton (WR), Chad Lavalais (DT), Matt Mauck (QB), Rodney Reed (OT)
 2004: Marcus Randall (QB), Marcus Spears (DE), Corey Webster (CB), Andrew Whitworth (OT)
 2005: Joseph Addai (RB), Skyler Green (WR), Andrew Whitworth (OT), Kyle Williams (DT)
 2006: Chris Jackson (P/PK), LaRon Landry (S), JaMarcus Russell (QB)
 2007: Glenn Dorsey (DT), Patrick Fisher (P), Matt Flynn (QB), Jacob Hester (RB), Craig Steltz (S)
 2008: Colt David (PK), Tyson Jackson (DE), Herman Johnson (OG), Quinn Johnson (FB)
 2009: Ciron Black (OT), Harry Coleman (LB), Josh Jasper (PK)
 2010: Josh Jasper (PK), Drake Nevis (NT), Stevan Ridley (RB), Kelvin Sheppard (LB)
 2011: Will Blackwell (OG), Morris Claiborne (CB), Jordan Jefferson (QB), Tyrann Mathieu (ST), Brandon Taylor (S)
 2012: Drew Alleman (PK), Josh Dworaczyk (OT), Zach Mettenberger (QB), Kevin Minter (LB), Eric Reid (S)
 2013: Lamin Barrow (LB), Jarvis Landry (WR), Zach Mettenberger (QB), James Wright (ST)
 2014: Kwon Alexander (LB), La'el Collins (LT), Jamie Keehn (P), Terrence Magee (RB), Jermauria Rasco (DE)
 2015: Vadal Alexander (RT), Leonard Fournette (RB), Deion Jones (LB), Jamie Keehn (P)
 2016: Jamal Adams (S), Colby Delahoussaye (PK), Travin Dural (WR), Ethan Pocic (C), Duke Riley (LB), Tre'Davious White (CB)
 2017: DJ Chark (WR), Will Clapp (C), Russell Gage (WR/ST), Christian LaCouture (DL), Rashard Lawrence (DL), Devin White (LB)
 2018: Nick Brossette (RB), Joe Burrow (QB), Grant Delpit (S), Cole Tracy (PK), Blake Ferguson (LS), Rashard Lawrence (DE), Foster Moreau (TE), Devin White (LB)
 2019: Joe Burrow (QB), K'Lavon Chaisson (LB), Lloyd Cushenberry III (C), Blake Ferguson (LS), Rashard Lawrence (DL)
 2020: Austin Deculus (OL), JaCoby Stevens (LB), Zach Von Rosenberg (P)
 2021: Avery Atkins (P/K), Damone Clark (LB), Austin Deculus (OL), Neil Farrell Jr. (DL), Ed Ingram (OL)
 2022: Ali Gaye (DL), Mike Jones Jr. (LB), BJ Ojulari (DL)

LSU'S ON-FIELD RECORD WHEN

SCENARIO	GMS	RECORD	PCT.	LAST
All games	1,311	833-431-47	.653	Jan. 2, 2023 vs. Purdue
Home games	723	527-176-20	.743	Nov. 29, 2022 vs. UAB
Road games	439	227-191-21	.541	Nov. 26, 2022 at Texas A&M
Neutral games	149	79-64-6	.550	Jan. 2, 2023 vs. Purdue

Tiger Stadium

Night Games	471	347-111-13	.751	Nov. 27, 2021 vs. #14 Texas A&M
Day Games	147	97-45-5	.677	Oct. 16, 2021 vs. #20 Florida

Since 1931

Road/Neutral Night Games	172	119-50-3	.701	Nov. 26, 2022 at Texas A&M
Road/Neutral Day Games	284	136-135-13	.502	Jan. 2, 2023 vs. Purdue

Since 1978

White Jerseys	408	263-142-3	.648	Jan. 2, 2023 vs. Purdue
Purple Jerseys	132	91-38-3	.701	Sept., 24, 2022 vs. New Mexico
Gold Jerseys	3	2-1	.667	Oct. 10, 1998 at Florida
All Other Uniforms	8	6-2	.750	Oct. 20, 2018 vs. Mississippi St.
Saturday Games	1,141	731-372-38	.657	Dec. 3, 2022 vs. #1 Georgia
Sunday Games	15	10-5	.667	Sept. 4, 2022 vs. Florida State
Monday Games	27	15-12	.556	Jan. 2, 2023 vs. Purdue
Tuesday Games	10	5-5	.500	Jan. 4, 2022 vs. Kansas State
Wednesday Games	15	9-5-1	.633	Jan. 1, 2014 vs. Iowa
Thursday Games	42	25-12-5	.655	Nov. 24, 2016 at Texas A&M
Friday Games	61	38-20-3	.648	Nov. 29, 2013 vs. Arkansas
August	6	6-0	1.000	Aug. 31, 2019 vs. Ga. Southern
September	254	179-65-10	.724	Sept., 24, 2022 vs. New Mexico
October	486	315-152-19	.668	Oct. 22, 2022 vs. #7 Ole Miss
November	464	276-174-14	.610	Nov. 26, 2022 at Texas A&M
December	66	41-22-3	.644	Dec. 3, 2022 vs. #1 Georgia
January	35	16-18-1	.471	Jan. 2, 2023 vs. Purdue
From 1893-99	21	14-7	.667	Dec. 8, 1899 vs. Tulane
From 1900-09	70	48-20-2	.700	Nov. 25, 1909 at Alabama
From 1910-19	74	43-26-5	.615	Nov. 22, 1919 at Tulane
From 1920-29	90	49-35-6	.578	Nov. 28, 1929 vs. Tulane
From 1930-39	102	68-27-7	.701	Dec. 2, 1939 vs. Tulane
From 1940-49	96	57-34-5	.620	Nov. 26, 1949 at Tulane
From 1950-59	106	55-43-8	.557	Nov. 21, 1959 vs. Tulane
From 1960-69	108	76-27-5	.727	Nov. 22, 1969 vs. Tulane
From 1970-79	117	76-38-3	.662	Dec. 22, 1979 vs. Wake Forest
From 1980-89	116	70-41-5	.625	Nov. 25, 1989 at Tulane
From 1990-99	113	54-58-1	.482	Nov. 26, 1999 vs. Arkansas
From 2000-09	129	99-30	.767	Nov. 28, 2009 vs. Arkansas
From 2010-19	131	102-29	.779	Dec. 28, 2019 vs. Oklahoma
From 2020-29	38	22-16	.579	Jan. 2, 2023 vs. Purdue
Playing on Natural Grass	1,193	763-386-44	.658	Nov. 26, 2022 at Texas A&M
Playing on Artificial Turf	118	70-45-3	.606	Jan. 2, 2023 vs. Purdue
Season Openers	129	91-33-5	.725	Sept. 4, 2022 vs. Florida State
Home Season Openers	90	71-16-3	.806	Sept. 26, 2020 vs. Mississippi St.
Away Season Openers	30	14-14-2	.500	Sept. 4, 2021 at UCLA
Neutral Season Openers	9	6-3	.667	Sept. 4, 2022 vs. Florida State i
Homecoming Games	96	67-25-3	.714	Oct. 22, 2022 vs. #7 Ole Miss
Bowl Games	54	29-24-1	.546	Jan. 2, 2023 vs. Purdue
SEC Championship Games	7	5-2	.714	Dec. 3, 2022 vs. #1 Georgia
Coming Off In-Season Bye	116	66-47-3	.582	Nov. 5, 2022 vs. #6 Alabama
Ranked by AP	522	377-134-11	.733	Jan. 2, 2023 vs. Purdue
Playing AP Ranked Opp.	318	141-168-9	.458	Dec. 3, 2022 vs. #1 Georgia
AP Ranked vs. AP Ranked	180	99-78-3	.558	#11 Dec. 3, 2022 vs. #1 Georgia

LSU HOMECOMING GAMES - 67-25-3

DATE	OPPONENT	RESULT
Oct. 10, 1925	Alabama	L, 42-0
Nov. 13, 1926	Ole Miss	W, 3-0
Nov. 10, 1928	Ole Miss	W, 19-6
Oct. 12, 1929	Sewanee	W, 27-14
Oct. 25, 1930	Sewanee	W, 12-0
Oct. 10, 1931	South Carolina	W, 19-12
Oct. 29, 1932	Sewanee	W, 38-0
Oct. 28, 1933	Vanderbilt	T, 7-7
Oct. 13, 1934	Auburn	W, 20-6
Nov. 2, 1935	Auburn	W, 6-0
Nov. 7, 1936	Mississippi State	W, 12-0
Nov. 6, 1937	Mississippi State	W, 41-0
Oct. 22, 1938	#16 Vanderbilt	W, 7-0
Nov. 4, 1939	#1 Tennessee	L, 20-0
Oct. 26, 1940	Vanderbilt	W, 7-0
Nov. 1, 1941	Tennessee	L, 13-6
Oct. 17, 1942	Ole Miss	W, 21-7
Nov. 4, 1944	#16 Tennessee	L, 13-0
Nov. 10, 1945	Mississippi State	L, 27-20
Oct. 19, 1946	Georgia Tech	L, 26-7
Oct. 25, 1947	#19 Vanderbilt	W, 19-13
Oct. 30, 1948	Ole Miss	L, 49-19
Nov. 12, 1949	Mississippi State	W, 34-7
Oct. 14, 1950	Georgia Tech	L, 13-0
Nov. 3, 1951	Ole Miss	T, 6-6
Nov. 8, 1952	#8 Tennessee	L, 22-3
Nov. 14, 1953	Mississippi State	L, 26-13
Oct. 30, 1954	#12 Ole Miss	L, 21-6

DATE	OPPONENT	RESULT
Nov. 12, 1955	#18 Mississippi State	W, 34-7
Oct. 27, 1956	Florida	L, 21-6
Oct. 19, 1957	Kentucky	W, 21-0
Oct. 25, 1958	Florida	W, 10-7
Oct. 31, 1959	#3 Ole Miss	W, 7-3
Nov. 5, 1960	South Carolina	W, 35-6
Oct. 21, 1961	Kentucky	W, 24-14
Oct. 27, 1962	Florida	W, 23-0
Oct. 19, 1963	Kentucky	W, 28-7
Oct. 24, 1964	Tennessee	T, 3-3
Oct. 16, 1965	Kentucky	W, 31-21
Oct. 22, 1966	#8 Florida	L, 28-7
Oct. 21, 1967	Kentucky	W, 30-7
Oct. 26, 1968	TCU	W, 10-7
Oct. 25, 1969	#14 Auburn	W, 21-20
Oct. 17, 1970	Kentucky	W, 14-7
Oct. 9, 1971	Florida	W, 48-7
Nov. 18, 1972	Mississippi State	W, 28-14
Nov. 17, 1973	Mississippi State	W, 26-7
Oct. 12, 1974	Tennessee	W, 20-10
Oct. 4, 1975	#20 Florida	L, 34-6
Oct. 9, 1976	Vanderbilt	W, 33-20
Oct. 15, 1977	#12 Kentucky	L, 33-13
Oct. 14, 1978	Georgia	L, 24-17
Oct. 27, 1979	#8 Florida State	L, 24-19
Oct. 11, 1980	Auburn	W, 21-17
Oct. 24, 1981	#20 Florida State	L, 38-14
Oct. 23, 1982	South Carolina	W, 14-6
Oct. 15, 1983	Kentucky	L, 21-13
Oct. 13, 1984	Vanderbilt	W, 34-27
Oct. 19, 1985	Kentucky	W, 10-0
Oct. 25, 1986	North Carolina	W, 30-3
Nov. 14, 1987	Mississippi State	W, 34-14
Oct. 29, 1988	Ole Miss	W, 31-20
Oct. 28, 1989	#11 Tennessee	L, 45-39
Nov. 3, 1990	#17 Ole Miss	L, 19-10
Nov. 16, 1991	Mississippi State	L, 28-19
Nov. 21, 1992	Tulane	W, 24-12
Oct. 30, 1993	Ole Miss	W, 19-17
Oct. 1, 1994	South Carolina	L, 18-17
Sept. 23, 1995	Rice	W, 52-7
Sept. 28, 1996	New Mexico State	W, 63-7
Sept. 27, 1997	Akron	W, 56-0
Sept. 26, 1998	Idaho	W, 53-20
Sept. 11, 1999	North Texas	W, 52-0
Sept. 23, 2000	UAB	L, 13-10
Nov. 10, 2001	Middle Tennessee	W, 30-14
Oct. 5, 2002	Louisiana-Lafayette	W, 48-0
Nov. 1, 2003	Louisiana Tech	W, 49-10
Oct. 23, 2004	Troy	W, 24-20
Nov. 5, 2005	Appalachian State	W, 24-0
Sept. 23, 2006	Tulane	W, 49-7
Nov. 10, 2007	Louisiana Tech	W, 58-10
Nov. 15, 2008	Troy	W, 40-31
Nov. 14, 2009	Louisiana Tech	W, 24-16
Nov. 13, 2010	Louisiana-Monroe	W, 51-0
Nov. 12, 2011	Western Kentucky	W, 42-9
Nov. 10, 2012	#22 Mississippi State	W, 37-17
Oct. 26, 2013	Furman	W, 48-16
Oct. 25, 2014	#3 Ole Miss	W, 10-7
Oct. 24, 2015	Western Kentucky	W, 48-20
Oct. 7, 2016	Missouri	W, 42-7
Sept. 30, 2017	Troy	L, 24-21
Oct. 20, 2018	#22 Mississippi State	W, 19-3
Oct. 12, 2019	#7 Florida	W, 42-28
Oct. 24, 2020	South Carolina	W, 52-24
Oct. 16, 2021	#20 Florida	W, 49-42
Oct. 22, 2022	#7 Ole Miss	W, 45-20

Notes: Though celebrations were held prior to 1925, the first "official" Homecoming game at LSU was held in 1925. There were no Homecoming celebrations in 1927 and 1943.

LSU AS THE NATION'S NO. 1 RANKED TEAM

LSU is 31-4 all-time when ranked No. 1 in the nation. LSU played a school-record 10 straight games as the nation's No. 1-ranked team in 2011, posting a 9-1 record during that span.

DATE	OPPONENT	RESULT
1958 (5-0)		
Nov. 1	#6 Ole Miss	W, 14-0
Nov. 8	Duke	W, 50-18
Nov. 15	at Mississippi State	W, 7-6
Nov. 22	at Tulane	W, 62-0
Jan. 1	vs. #12 Clemson	W, 7-0
1959 (7-1)		
Sept. 19	Rice	W, 26-3
Sept. 26	#9 TCU	W, 10-0
Oct. 3	vs. Baylor	W, 22-0
Oct. 10	Miami (Fla.)	W, 27-3
Oct. 17	at Kentucky	W, 9-0
Oct. 24	at Florida	W, 9-0
Oct. 31	#3 Ole Miss	W, 7-3
Nov. 7	at #13 Tennessee	L, 14-13
2007 (2-2)		
Oct. 6	#9 Florida	W, 28-24
Oct. 13	at #17 Kentucky	L, 43-37 (3 OT)
Nov. 17	at Ole Miss	W, 41-24
Nov. 23	Arkansas	L, 50-48 (3 OT)
2011 (9-1)		
Oct. 1	Kentucky	W, 35-7
Oct. 8	#17 Florida	W, 41-11
Oct. 15	at Tennessee	W, 38-7
Oct. 22	#19 Auburn	W, 45-10
Nov. 5	at #2 Alabama	W, 9-6 (OT)
Nov. 12	Western Kentucky	W, 42-9
Nov. 19	at Ole Miss	W, 52-3
Nov. 25	#3 Arkansas	W, 41-17
Dec. 3	vs. #12 Georgia	W, 42-10
Jan. 9	vs. #2 Alabama	L, 21-0
2012 (1-0)		
Sept. 1*	North Texas	W, 41-14
2019 (7-0)		
Nov. 8	at #2 Alabama	W, 46-41
Nov. 16	at Ole Miss	W, 58-37
Nov. 23	Arkansas	W, 56-20
Nov. 30	Texas A&M	W, 50-7
Dec. 7	vs. #4 Georgia	W, 37-10
Dec. 28	vs. #4 Oklahoma	W, 63-28
Jan. 13	vs. #3 Clemson	W, 42-25

* Coaches poll

LSU VS. THE NATION'S NO. 1 RANKED TEAM

LSU is 2-16-1 all-time against teams ranked No. 1 in the nation in the Associated Press poll.

DATE	OPPONENT	RESULT
1939		
Nov. 4	#1 Tennessee	L, 20-0
1955		
Nov. 5	at #1 Maryland	L, 13-0
1976		
Sept. 11	at #1 Nebraska	T, 6-6
1979		
Sept. 29	#1 Southern Cal	L, 17-12
Nov. 10	#1 Alabama	L, 3-0
1991		
Oct. 26	#1 Florida State	L, 31-21
1994		
Oct. 8	at #1 Florida	L, 42-18
1996		
Oct. 12	at #1 Florida	L, 56-13
1997		
Oct. 11	#1 Florida	W, 28-21
2007		
Jan. 7	vs. #1 Ohio State	W, 38-24
2008		
Nov. 8	#1 Alabama	L, 27-21 (OT)
2009		
Oct. 10	#1 Florida	L, 13-3
2012		
Nov. 3	#1 Alabama	L, 21-17
2013		
Nov. 9	at #1 Alabama	L, 38-17
2016		
Nov. 5	#1 Alabama	L, 10-0
2017		
Nov. 4	at #1 Alabama	L, 24-10
2018		
Nov. 3	#1 Alabama	L, 29-0
2020		
Dec. 5	#1 Alabama	L, 55-17
2022		
Dec. 3	vs. #1 Georgia	L, 50-30

LSU IN THE FINAL POLLS

YEAR	AP	UPI	COACHES	CFP*
1936	2	--	--	--
1937	8	--	--	--
1945	15	--	--	--
1946	8	--	--	--
1949	9	--	--	--
1958	1	1	--	--
1959	3	3	--	--
1961	4	3	--	--
1962	7	8	--	--
1964	7	7	--	--
1965	8	14	--	--
1968	19	--	--	--
1969	10	7	--	--
1970	7	6	--	--
1971	11	10	--	--
1972	11	10	--	--
1973	13	14	--	--
1982	11	11	11	--
1984	15	16	13	--
1985	20	20	21	--
1986	10	11	10	--
1987	5	5	6	--
1988	19	--	22	--
1995	--	25	25	--
1996	12	--	13	--
1997	13	--	13	--
2000	22	--	--	--
2001	7	--	8	13
2003	2	--	1	2
2004	16	--	16	11
2005	6	--	5	12
2006	3	--	3	4
2007	1	--	1	2
2009	17	--	17	12
2010	8	--	8	11
2011	2	--	2	1
2012	14	--	12	8
2013	14	--	14	16
2014	--	--	--	23
2015	16	--	17	20
2016	13	--	14	20
2017	18	--	18	17
2018	6	--	7	11
2019	1	--	1	1
2022	16	--	15	17

* CFP ranking began in 2014; BCS rankings from 2001-13

LSU IN OVERTIME GAMES

LSU is 9-8 all-time in overtime games, including a 7-5 record in Tiger Stadium. LSU has gone to overtime with Alabama five times – the most of any school – with the road team winning all but one time. The Tigers played a record seven overtimes at Texas A&M in 2018.

DATE	OPPONENT	RESULT (#OT)	DATE	OPPONENT	RESULT (#OT)
1998 (0-1)					
Oct. 31	at Ole Miss	L, 37-31 (OT)			
2000 (2-0)					
Sept. 30	Tennessee	W, 38-31 (OT)			
Oct. 21	#13 Miss. State	W, 45-38 (OT)			
2004 (1-0)					
Sept. 4	Oregon State	W, 22-21 (OT)			
2005 (2-1)					
Sept. 26	Tennessee	L, 30-27 (OT)			
Oct. 22	#16 Auburn	W, 20-17 (OT)			
Nov. 12	at #4 Alabama	W, 16-13 (OT)			
2006 (1-0)					
Nov. 18	Ole Miss	W, 23-20 (OT)			
2007 (0-2)					
Oct. 13	at #17 Kentucky	L, 43-37 (3 OT)			
Nov. 23	Arkansas	L, 50-48 (3 OT)			
2008 (0-1)					
Nov. 8	#1 Alabama	L, 27-21 (OT)			
2009 (1-0)					
Nov. 28	Arkansas	W, 33-30 (OT)			
2011 (1-0)					
Nov. 5	at #2 Alabama	W, 9-6 (OT)			
2014 (0-1)					
Nov. 8	#4 Alabama	L, 20-13 (OT)			
2018 (0-1)					
Nov. 24	at #22 Texas A&M	L, 72-74 (7 OT)			
2021 (0-1)					
Nov. 13	Arkansas	L, 16-13 (OT)			
2022 (1-0)					
Nov. 5	#6 Alabama	W, 32-31 (OT)			

LSU'S HIGHEST SCORING GAMES

OPPONENT	DATE	SCORE	SITE
Southwestern Louisiana	Nov. 21, 1936	93-0	Baton Rouge
Baylor	Nov. 10, 1908	89-0	Baton Rouge
Southwestern Louisiana	Oct. 4, 1930	85-0	Baton Rouge
Southwestern Louisiana	Oct. 5, 1912	85-3	Baton Rouge
Jefferson College	Oct. 2, 1920	81-0	Baton Rouge
Jackson Br.-N.O.	Oct. 11, 1908	81-5	Baton Rouge
Spring Hill	Oct. 8, 1932	80-0	Baton Rouge
Louisiana Normal	Oct. 8, 1921	78-0	Baton Rouge
Rice	Sept. 24, 1977	77-0	Baton Rouge
S.D. Wesleyan	Sept. 20, 1930	76-0	Baton Rouge
Texas A&M	Nov. 24, 2018	72-74 (7OT)	College Station
Louisiana Tech	Sept. 27, 1930	71-0	Baton Rouge
Arkansas State	Oct. 12, 1991	70-14	Baton Rouge
Jackson Br.-N.O.	Oct. 2, 1909	70-0	Baton Rouge
Millsaps	Nov. 11, 1900	70-0	Baton Rouge
Vanderbilt	Sept. 21, 2019	66-38	Nashville, Tenn.
Wyoming	Nov. 26, 1977	66-7	Baton Rouge
Southern	Sept. 10, 2022	65-17	Baton Rouge
Northwestern State	Sept. 14, 2019	65-14	Baton Rouge
Purdue	Jan. 4, 2023	63-7	Orlando, Fla.
Oklahoma	Dec. 28, 2019	63-28	Atlanta, Ga.
New Mexico State	Sept. 27, 2014	63-7	Baton Rouge
Idaho	Sept. 15, 2012	63-14	Baton Rouge
Kentucky	Nov. 1, 1997	63-28	Lexington, Ky.
New Mexico State	Sept. 28, 1996	63-7	Baton Rouge
Baylor	Oct. 4, 1969	63-8	Baton Rouge
Tulane	Nov. 20, 1965	62-0	Baton Rouge
Tulane	Nov. 25, 1961	62-0	Baton Rouge
Tulane	Nov. 22, 1958	62-0	New Orleans

LSU IN SEC OPENERS · 55-30-5

DATE	OPPONENT	RESULT
Oct. 28, 1933	Vanderbilt	T, 7-7
Oct. 13, 1934	Auburn	W, 20-6
Oct. 26, 1935	at Vanderbilt	W, 7-2
Oct. 10, 1936	Georgia	W, 47-7
Sept. 25, 1937	Florida	W, 19-0
Sept. 24, 1938	Ole Miss	L, 20-7
Sept. 30, 1939	Ole Miss	L, 14-7
Sept. 28, 1940	Ole Miss	L, 19-6
Oct. 11, 1941	#19 Mississippi State	T, 0-0
Oct. 10, 1942	Mississippi State	W, 16-6
Sept. 25, 1943	Georgia	W, 34-27
Sept. 30, 1944	Alabama	T, 27-27
Oct. 6, 1945	Alabama	L, 27-6
Oct. 5, 1946	Mississippi State	W, 13-6
Oct. 4, 1947	at Georgia	L, 35-19
Oct. 16, 1948	#16 Georgia	L, 22-0
Sept. 24, 1949	Kentucky	L, 19-0
Sept. 23, 1950	at Kentucky	L, 14-0
Sept. 29, 1951	vs. #9 Alabama (Mobile)	W, 13-7
Sept. 27, 1952	Alabama	L, 21-20
Sept. 26, 1953	vs. #5 Alabama (Mobile)	T, 7-7
Sept. 25, 1954	Alabama	L, 12-0
Sept. 17, 1955	Kentucky	W, 19-7
Oct. 13, 1956	at #3 Georgia Tech	L, 39-7
Sept. 28, 1957	Alabama	W, 28-0
Sept. 27, 1958	vs. Alabama (Mobile)	W, 13-3
Oct. 17, 1959	at Kentucky	W, 9-0
Oct. 8, 1960	Georgia Tech	L, 6-2
Oct. 7, 1961	#3 Georgia Tech	W, 10-0
Oct. 6, 1962	at #5 Georgia Tech	W, 10-7
Oct. 5, 1963	#7 Georgia Tech	W, 7-6
Oct. 17, 1964	at Kentucky	W, 27-7
Oct. 2, 1965	at Florida	L, 14-7
Oct. 15, 1966	at Kentucky	W, 30-0
Oct. 7, 1967	at Florida	W, 37-6
Oct. 19, 1968	Kentucky	W, 13-3
Oct. 18, 1969	at Kentucky	W, 37-10
Oct. 17, 1970	Kentucky	W, 14-7
Oct. 9, 1971	Florida	W, 48-7
Oct. 14, 1972	#9 Auburn	W, 35-7
Oct. 6, 1973	Florida	W, 24-3
Oct. 5, 1974	at #13 Florida	L, 24-14
Oct. 4, 1975	#20 Florida	L, 34-6
Oct. 2, 1976	at #19 Florida	L, 28-23
Oct. 1, 1977	#9 Florida	W, 36-14

DATE	OPPONENT	RESULT
Oct. 7, 1978	at Florida	W, 34-21
Oct. 6, 1979	Florida	W, 20-3
Oct. 4, 1980	at #19 Florida	W, 24-7
Sept. 5, 1981	#4 Alabama	L, 24-7
Oct. 2, 1982	at #4 Florida	W, 24-13
Oct. 1, 1983	#12 Florida	L, 31-17
Sept. 8, 1984	at Florida	T, 21-21
Oct. 5, 1985	#11 Florida	L, 20-0
Oct. 4, 1986	at Florida	W, 28-17
Oct. 3, 1987	#19 Florida	W, 13-10
Sept. 17, 1988	at Tennessee	W, 34-9
Oct. 7, 1989	Florida	L, 16-13
Sept. 8, 1990	Georgia	W, 18-13
Sept. 7, 1991	at Georgia	L, 31-10
Sept. 12, 1992	#22 Mississippi State	W, 24-3
Sept. 11, 1993	at Mississippi State	W, 18-16
Sept. 10, 1994	Mississippi State	W, 44-24
Sept. 9, 1995	at Mississippi State	W, 34-16
Sept. 21, 1996	at #14 Auburn	W, 19-15
Sept. 13, 1997	at Mississippi State	W, 24-9
Sept. 19, 1998	at Auburn	W, 31-19
Sept. 18, 1999	Auburn	L, 41-7
Sept. 16, 2000	at #24 Auburn	L, 34-17
Sept. 29, 2001	at #7 Tennessee	L, 26-18
Sept. 28, 2002	Mississippi State	W, 31-13
Sept. 20, 2003	#7 Georgia	W, 17-10
Sept. 18, 2004	at #14 Auburn	L, 10-9
Sept. 26, 2005	#10 Tennessee	L, 30-27 (OT)
Sept. 16, 2006	at #3 Auburn	L, 7-3
Aug. 30, 2007	at Mississippi State	W, 45-0
Sept. 20, 2008	at #9 Auburn	W, 26-21
Sept. 12, 2009	Vanderbilt	W, 23-9
Sept. 11, 2010	at Vanderbilt	W, 27-3
Sept. 15, 2011	at #24 Mississippi State	W, 19-6
Sept. 22, 2012	at Auburn	V-W, 12-10
Sept. 21, 2013	Auburn	V-W, 35-21
Sept. 20, 2014	Mississippi State	L, 34-29
Sept. 12, 2015	at #25 Mississippi State	V-W, 21-19
Sept. 17, 2016	Mississippi State	W, 23-20
Sept. 16, 2017	at Mississippi State	L, 37-7
Sept. 15, 2018	at #7 Auburn	W, 22-21
Sept. 21, 2019	at Vanderbilt	W, 66-38
Sept. 26, 2020	vs. Mississippi State	L, 34-44
Sept. 25, 2021	at Mississippi State	W, 28-25
Sept. 17, 2022	vs. Mississippi State	W, 31-16

V - Vacated by 2023 NCAA Decision

MILESTONES

FIRSTS AND LASTS

First Game:	1893 vs. Tulane (L, 34-0) at New Orleans, La.
First Victory:	1894 vs. Natchez AC (W, 36-0) at Natchez, Miss.
First Loss:	1893 vs. Tulane (L, 34-0) at New Orleans, La.
First Perfect Season	1895, 3-0
Last Perfect Season	2019, 15-0 (NATIONAL CHAMPIONS)

GAMES

50th Game:	1904 vs. Shreveport AC (L, 16-0) at Shreveport, La.
100th Game:	1911 vs. Louisiana Normal (W, 46-0) at Baton Rouge
200th Game:	1923 vs. Mississippi State (L, 14-7) at Starkville, Miss.
300th Game:	1934 vs. George Washington (W, 6-0) at Washington, D.C.
400th Game:	1944 vs. Georgia (W, 15-7) at Atlanta, Ga.
500th Game:	1954 vs. Georgia Tech (L, 30-20) at Atlanta, Ga.
600th Game:	1963 vs. Mississippi State (L, 7-6) at Jackson, Miss.
700th Game:	1972 vs. Mississippi St. (W, 28-14) at Baton Rouge
800th Game:	1981 vs. Florida (L, 24-10) at Baton Rouge
900th Game:	1989 vs. Tulane (W, 27-7) at New Orleans, La.
1,000th Game:	1998 vs. Alabama (L, 22-16) at Baton Rouge
1,100th Game:	2006 vs. Alabama (W, 28-14) at Baton Rouge
1,200th Game:	2014 vs. Mississippi State (L, 34-29) at Baton Rouge

VICTORIES

1st Victory:	1894 vs. Natchez AC (36-0) at Natchez, Miss.
50th Victory:	1908 vs. Southwestern (Tenn.) (55-0) at Baton Rouge
100th Victory:	1919 vs. Southwestern La. (39-0) at Baton Rouge
150th Victory:	1929 vs. Southwestern La. (58-0) at Baton Rouge

200th Victory:	1936 vs. Mississippi State (12-0) at Baton Rouge
250th Victory:	1945 vs. Georgia (32-0) at Athens, Ga.
300th Victory:	1954 vs. Florida (20-7) at Baton Rouge
350th Victory:	1962 vs. Texas A&M (21-0) at Baton Rouge
400th Victory:	1968 vs. Tulane (34-10) at New Orleans, La.
450th Victory:	1974 vs. Tulane (24-22) at Baton Rouge
500th Victory:	1982 vs. Kentucky (34-10) at Lexington, Ky.
550th Victory:	1988 vs. Alabama (19-18) at Tuscaloosa, Ala.
600th Victory:	1997 vs. Kentucky (63-28) at Lexington, Ky.
650th Victory:	2004 vs. Oregon State (22-21) at Baton Rouge
700th Victory:	2008 vs. Georgia Tech (38-3) at Atlanta, Ga.
750th Victory:	2013 vs. Furman (48-16) at Baton Rouge
800th Victory:	2019 vs. Northwestern State (65-14) at Baton Rouge

LOSSES

50th Loss:	1917 vs. Mississippi State (9-0) at Baton Rouge
100th Loss:	1934 vs. Tulane (13-12) at Baton Rouge
150th Loss:	1950 vs. Oklahoma (Sugar Bowl) (35-0) at New Orleans, La.
200th Loss:	1963 vs. Rice (21-12) at Houston, Texas
250th Loss:	1977 vs. Stanford (Sun Bowl) (24-14) at El Paso, Texas
300th Loss:	1990 vs. Florida (34-8) at Gainesville, Fla.
350th Loss:	1999 vs. Georgia (23-22) at Athens, Ga.
400th Loss:	2014 vs. Arkansas (17-0) at Fayetteville, Ark.

LSU 2ND HALF COMEBACKS TO WIN · SINCE 1960

DATE	OPPONENT	HALFTIME DEFICIT	LARGEST DEFICIT	2ND HALF POINTS	FINAL
Sept. 17, 2022	Mississippi State	13-7	6	24	31-16
Oct. 1, 2022	Auburn	17-14	3	7	21-17
Oct. 22, 2022	at #7 Ole Miss	20-17	3	28	45-20
Sept. 15, 2018	at #7 Auburn	14-10	8	15	22-21
Oct. 14, 2017	#10 Auburn	23-14	9	13	27-23
Nov. 28, 2015	Texas A&M	7-6	1	13	19-7
Aug. 30, 2014	vs. #14 Wisconsin	17-7	17	21	28-24
Oct. 11, 2014	at Florida	17-14	4	16	30-27
Oct. 25, 2014	#3 Ole Miss	7-3	4	7	10-7
Nov. 29, 2013	Arkansas	17-14	6 (2x)	17	31-27
Sept. 22, 2012	at Auburn	10-9	1	3	12-10
Oct. 13, 2012	#3 South Carolina	7-3	4 (2x)	20	23-21
Nov. 17, 2012	Ole Miss	21-17	8	24	41-35
Dec. 3, 2011	vs. #12 Georgia	10-7	3	35	42-10
Nov. 6, 2010	#5 Alabama	7-3	4 (2x)	21	24-21
Nov. 14, 2009	Louisiana Tech	13-10	3	14	24-16
Sept. 20, 2008	at #9 Auburn	14-3	11	23	26-21
Oct. 18, 2008	at South Carolina	17-10	7	14	24-17
Nov. 15, 2008	Troy	24-3	28	37	40-31
Oct. 6, 2007	#9 Florida	17-7	10 (2x)	21	28-24
Oct. 20, 2007	#18 Auburn	17-7	10	23	30-24
Nov. 3, 2007	at #17 Alabama	20-17	10	24	41-34
Dec. 1, 2007	vs. #14 Tennessee	7-6	1 (2x)	15	21-14
Nov. 4, 2006	at #8 Tennessee	10-7	10	21	28-24
Nov. 18, 2006	Ole Miss	14-7	13	16	23-20 (OT)
Sept. 10, 2005	at #15 Arizona State	10-7	10	28	35-31
Nov. 12, 2005	at #4 Alabama	10-0	10	16	16-13 (OT)
Sept. 4, 2004	Oregon State	9-0	9	22	22-21 (OT)
Oct. 9, 2004	at #12 Florida	21-14	7	10	24-21
Nov. 13, 2004	Alabama	10-6	4	20	26-10
Oct. 19, 2002	South Carolina	14-6	8	32	38-14
Nov. 23, 2002	Ole Miss	10-7	6	7	14-13
Dec. 1, 2001	vs. #2 Tennessee	17-10	7	21	31-20
Oct. 21, 2000	#13 Mississippi St.	17-14	14	31	45-38 (OT)
Dec. 29, 2000	vs. #15 Georgia Tech	14-3	11	25	28-14
Nov. 1, 1997	at Kentucky	21-20	1	43	63-28
Dec. 28, 1997	vs. Notre Dame	6-3	3	24	27-9
Sept. 7, 1996	Houston	20-7	20	28	35-34
Dec. 29, 1995	vs. Michigan State	24-21	3	24	45-26
Sept. 11, 1993	at Mississippi State	10-9	1 (2x)	9	18-16
Oct. 30, 1993	Ole Miss	14-7	7	12	19-17
Sept. 12, 1992	#22 Mississippi St.	3-0	3	24	24-3
Sept. 21, 1991	Vanderbilt	7-3	4 (2x)	13	16-14
Oct. 19, 1991	at Kentucky	14-9	8	20	29-26
Nov. 2, 1991	at Ole Miss	14-3	11	22	25-22
Nov. 23, 1991	at Tulane	14-10	4	29	39-20
Sept. 8, 1990	Georgia	10-6	4	12	18-13
Nov. 20, 1990	Tulane	10-6	7	10	16-13
Oct. 8, 1988	#4 Auburn	3-0	6	7	7-6
Oct. 15, 1988	Kentucky	6-0	6	15	15-12
Nov. 5, 1988	at #19 Alabama	15-7	8	12	19-18
Oct. 3, 1987	#19 Florida	10-3	7	10	13-10
Oct. 11, 1986	Georgia	14-10	4	13	23-14
Nov. 23, 1985	at Notre Dame	7-3	4	7	10-7
Sept. 22, 1984	Arizona	20-13	7	14	27-26
Nov. 3, 1984	Ole Miss	10-6	4 (3x)	23	32-29
Nov. 10, 1984	at Alabama	14-10	4	6	16-14
Nov. 24, 1983	at Tulane	7-3	4	17	20-7
Oct. 6, 1979	Florida	3-0	3	20	20-3
Oct. 20, 1979	Kentucky	13-3	16	20	23-19
Nov. 3, 1979	at Ole Miss	17-7	10 (2x)	21	28-24
Dec. 2, 1978	Wyoming	17-14	3	10	24-17
Oct. 8, 1977	at Vanderbilt	9-0	15	28	28-15
Oct. 29, 1977	at Ole Miss	21-7	14	21	28-21
Nov. 19, 1977	at Tulane	17-7	10	13	20-17
Oct. 9, 1976	Vanderbilt	10-7	3	26	33-20
Oct. 12, 1974	Tennessee	10-7	3	13	20-10
Sept. 29, 1973	Rice	9-3	6	21	24-9
Oct. 20, 1973	Kentucky	21-14	7	14	28-21
Oct. 27, 1973	at South Carolina	12-9	3 (3x)	24	33-29
Dec. 2, 1972	at Tulane	3-0	3	9	9-3
Sept. 25, 1971	at Wisconsin	14-10	4	28	38-28
Sept. 21, 1968	#13 Texas A&M	12-6	6	7	13-12
Oct. 19, 1968	Kentucky	3-0	3	13	13-3
Dec. 30, 1968	vs. #19 Florida St.	13-10	3 (2x)	17	27-24
Sept. 23, 1967	Rice	7-0	7	20	20-14
Jan. 1, 1967	vs. #6 Wyoming	13-0	13	20	20-13
Oct. 31, 1964	Ole Miss	7-3	7	8	11-10
Jan. 1, 1964	vs. Syracuse	10-2	8	11	13-10
Nov. 9, 1963	TCU	14-7	7	21	28-14
Sept. 30, 1961	Texas A&M	7-2	5	14	16-7
Nov. 4, 1961	#2 Ole Miss	7-3	4	7	10-7

LSU 2ND HALF COMEBACKS TO TIE · SINCE 1948

DATE	OPPONENT	Halftime Score	Largest Defecit	2nd Half Points	Final
Sept. 30, 1995	at South Carolina	17-10	7 (2x)	10	20-20
Nov. 9, 1985	#20 Alabama	7-0	7	14	14-14
Sept. 8, 1984	at Florida	14-10	4	11	21-21
Oct. 31, 1981	at Ole Miss	14-7	14	20	27-27
Sept. 11, 1976	vs. #1 Nebraska	6-0	6	6	6-6
Sept. 28, 1974	at Rice	10-0	10	10	10-10
Sept. 29, 1962	Rice	6-0	6	6	6-6
Nov. 26, 1955	Tulane	13-0	7	7	13-13
Oct. 21, 1950	Georgia	6-0	6	13	13-13

LSU LARGEST 2ND HALF COMEBACKS · SINCE 1960

DATE	OPPONENT	LARGEST 2ND HALF DEFICIT	FINAL
Nov. 15, 2008	Troy	28 (31-3 with 11:13 in 3rd Quarter)	40-31
Oct. 29, 1977	vs. Ole Miss (Jackson)	21 (21-0 with 7:00 in 2nd Quarter)	28-21
Sept. 7, 1996	Houston	20 (34-14 with 5:57 in 3rd Quarter)	35-34
Aug. 30, 2014	vs. #14 Wisconsin *	17 (24-7 with 12:24 in 3rd Quarter)	28-24
Nov. 3, 1979	vs. Ole Miss (Jackson)	17 (17-0 with 10:48 in 2nd Quarter)	28-24

* - Played in Houston

LSU'S LARGEST COMEBACK WINS · SINCE 1960

SCENARIO	DEFICIT	DATE	OPPONENT	RESULT
Overall	28 (31-3)	Nov. 15, 2008	Troy	40-31
At Home	28 (31-3)	Nov. 15, 2008	Troy	40-31
At Home vs. SEC	16 (19-3)	Oct. 20, 1979	Kentucky	23-19
On the Road	21 (21-0)	Oct. 29, 1977	vs. Ole Miss ^	28-21
On Road vs. SEC	21 (21-0)	Oct. 29, 1977	vs. Ole Miss ^	28-21
On Road vs. Non-Conf.	17 (24-7)	Aug. 30, 2014	vs. Wisconsin	28-24
At SEC Opp. Campus	15 (15-0)	Nov. 5, 1988	at Alabama	19-18
In a Bowl Game	13 (13-0)	Dec. 30, 1968	Florida State (Peach)	31-27
	13 (13-0)	Jan. 1, 1968	Wyoming (Sugar)	20-13
End of 1st Quarter (H)	11 (14-3)	Nov. 15, 2008	Troy	40-31
End of 1st Quarter (A/N)	14 (14-0)	Oct. 9, 2004	at Florida	24-21
End of 2nd Quarter (H)	21 (24-3)	Nov. 15, 2008	Troy	40-31
End of 2nd Quarter (A/N)	14 (21-7)	Oct. 29, 1977	vs. Ole Miss ^	28-21
End of 3rd Quarter (H)	21 (31-10)	Nov. 15, 2008	Troy	40-31
End of 3rd Quarter (A/N)	11 (24-13)	Aug. 30, 2014	vs. Wisconsin	28-24
To Force Overtime (H)	14 (31-17)	Oct. 21, 2000	Mississippi State	45-38 (OT)
To Force Overtime (A/N)	10 (10-0)	Nov. 12, 2005	at Alabama	16-13 (OT)

^ - Game in Jackson, Miss.

2ND HALF COMEBACKS TO WIN BY SEASON

1961	2	2001	1
1962	0	2002	2
1963	1	2003	0
1964	2	2004	3
1965-66	0	2005	2
1967	2	2006	2
1968	3	2007	4
1969-70	0	2008	3
1971	1	2009	1
1972	2	2010	1
1973	3	2011	1
1974	1	2012	3
1975	0	2013	1
1976	1	2014	3
1977	3	2015	1
1978	1	2016	0
1979	3	2017	1
1980-82	0	2018	1
1983	1	2019-21	0
1984	3	2022	3
1985	1	TOTAL	82
1986	1	BY COACH	
1987	1	Charles McClendon (1962-79)	23
1988	3	Les Miles (2005-16)	22
1989	0	Nick Saban (2000-04)	8
1990	2	Curley Hallman (1991-94)	7
1991	4	Mike Archer (1987-90)	6
1992	1	Bill Arnsparger (1984-86)	5
1993	2	Brian Kelly (2022-present)	3
1994	0	Gerry DiNardo (1995-99)	3
1995	1	Paul Dietzel (1955-61)	2
1996	1	Ed Orgeron (2016-21)	2
1997	1	Jerry Stovall (1980-83)	1
1998-99	0		
2000	2		

LSU'S RECORD ON TELEVISION BY NETWORK

NETWORK	GAMES	RECORD	WIN PCT	LAST PLAYED	TEAM (RESULT)
ESPN	117	83-34	.709	Nov. 26, 2022	at Texas A&M (L, 23-28)
CBS	102	54-47-1	.534	Dec. 3, 2022	vs. #1 Georgia (L, 30-50)
ABC	59	22-34-3	.398	Jan. 4, 2023	vs. Purdue (W, 63-7)
ESPN2	27	21-6	.778	Nov. 19, 2022	vs. UAB (W, 41-10)
SEC Network	22	19-5	.792	Sept. 10, 2022	vs. Southern (W,65-17)
SEC-TV	20	8-11-1	.425	Oct. 1, 2011	vs. Kentucky (W, 35-7)
ESPNU	17	16-1	.941	Nov. 17, 2018	vs. Rice (W, 42-10)
TBS	13	8-4-1	.654	Sept. 6, 2003	at Arizona (W, 59-13)
NBC	2	5-7-1	.423	Nov. 21, 1998	at #10 Notre Dame (L, 39-36)
FOX	5	3-2	.600	Sept. 4, 2021	at UCLA (L, 38-27)
USA	2	1-1	.500	Nov. 23, 1985	at Notre Dame (W, 10-7)
ESPN+	2	2-0	1.000	Sept. 24, 2022	vs. New Mexico (W, 38-0)
FSN	1	1-0	1.000	Oct. 16, 2010	vs. McNeese State (W, 32-10)
ESPN Classic	1	1-0	1.000	Aug. 30, 2008	vs. Appalachian St. (W, 41-13)
TVS	1	1-0	1.000	Dec. 30, 1968	vs. #19 Florida State (W, 31-27)
Mizlou	1	1-0	1.000	Dec. 22, 1979	vs. Wake Forest (W, 32-10)
SECN Alternate	1	1-0	.000	Oct. 10, 2020	at Missouri (L, 45-41)
Katz	1	0-1	.000	Dec. 27, 1985	vs. Baylor (L, 21-7)
Hughes	1	0-1	.000	Dec. 30, 1972	vs. #11 Tennessee (L, 24-17)
TOTALS	407	257-154-7	.640		

* - Formerly Raycom Sports, Lincoln Financial Sports, Jefferson Pilot Sports

LSU ON ESPN COLLEGE GAMEDAY

DATE	LOCATION	LSU	OPPONENT	RESULT
Nov. 9, 1996	Baton Rouge (PMAC ramps)	#11	#10 Alabama	L, 26-0
Oct. 11, 1997	Baton Rouge (PMAC ramps)	#14	#1 Florida	W, 28-21
Sept. 20, 2003	Baton Rouge (PMAC ramps)	#11	#7 Georgia	W, 17-10
Dec. 6, 2003	Atlanta, Ga.	#3	#5 Georgia	W,34-13
Jan. 4, 2004	New Orleans, La.	#2	#3 Oklahoma	W, 21-14
Sept. 4, 2004	Baton Rouge (Parade Ground)	#4	Oregon State	W, 22-21 (OT)
Nov. 12, 2005	Tuscaloosa, Ala.	#5	#4 Alabama	W, 16-13 (OT)
Oct. 7, 2006	Gainesville, Fla.	#9	#5 Florida	L, 23-10
Sept. 8, 2007	Baton Rouge (Parade Ground)	#2	#9 Virginia Tech	W, 48-7
Oct. 6, 2007	Baton Rouge (Parade Ground)	#1	#9 Florida	W, 28-24
Jan. 7, 2008	New Orleans, La.	#2	#1 Ohio State	W, 38-24
Sept. 20, 2008	Auburn, Ala.	#6	#9 Auburn	W, 26-21
Nov. 8, 2008	Baton Rouge (Old Front Nine)	#15	#1 Alabama	L, 27-21 (OT)
Oct. 10, 2009	Baton Rouge (Parade Ground)	#4	#1 Florida	L, 13-3
Sept. 4, 2010	Atlanta, Ga.	#21	#18 North Carolina	W, 30-24
Sept. 3, 2011	Arlington, Texas	#4	#3 Oregon	W, 40-27
Sept. 24, 2011	Morgantown, W. Va.	#2	#16 West Virginia	W, 47-21
Nov. 5, 2011	Tuscaloosa, Ala.	#1	#2 Alabama	W, 9-6 (OT)
Dec. 3, 2011	Atlanta, Ga.	#1	#12 Georgia	W, 42-10
Jan. 9, 2012	New Orleans, La.	#1	#2 Alabama	L, 21-0
Nov. 3, 2012	Baton Rouge (Parade Ground)	#5	#1 Alabama	L, 21-17
Sept. 28, 2013	Athens, Ga.	#6	#9 Georgia	L, 44-41
Nov. 9, 2013	Tuscaloosa, Ala.	#10	#1 Alabama	L, 38-17
Oct. 25, 2014	Baton Rouge (Parade Ground)	#24	#3 Ole Miss	W, 10-7
Nov. 7, 2015	Tuscaloosa, Ala.	#4	#7 Alabama	L, 30-16
Sept. 3, 2016	Green Bay, Wisconsin	#5	Wisconsin	L, 16-14
Nov. 5, 2016	Baton Rouge (Quad)	#15	#1 Alabama	L, 10-0
Nov. 3, 2018	Baton Rouge (Quad)	#4	#1 Alabama	L, 29-0
Sept. 7, 2019	Austin, Texas	#6	#9 Texas	W, 45-38
Oct. 12, 2019	Baton Rouge (Quad)	#5	#7 Florida	W, 42-28
Nov. 9, 2019	Tuscaloosa, Ala.	#1	#2 Alabama	W, 46-41
Dec. 7, 2019	Atlanta, Ga.	#1	#4 Georgia	W, 37-10
Jan. 13, 2019	New Orleans, La.	#1	#3 Clemson	W,42-25

Appearances: 33

Times Hosted: 13

Home Record: 7-6

Alabama: 0-5

Florida: 3-1

Georgia: 1-0

Oregon State: 1-0

Virginia Tech: 1-0

Ole Miss: 1-0

Road Appearances: 10

Road Record: 6-4

Alabama: 3-2

Auburn: 1-0

Texas: 1-0

Florida: 0-1

Georgia: 0-1

West Virginia: 1-0

Overall Record: 21-12

Neutral Site Appearances: 10

Neutral Record: 8-2

Georgia: 3-0

Clemson: 1-0

North Carolina: 1-0

Ohio State: 1-0

Oklahoma: 1-0

Oregon: 1-0

Alabama: 0-1

Wisconsin: 0-1

ELITE HARDWARE

COLLEGE FOOTBALL AWARD WINNERS



BEDNARIK AWARD
Tyrann Mathieu 2011
Patrick Peterson 2010



BILETNIKOFF AWARD
Ja'Marr Chase 2019
Josh Reed 2001



BROYLES AWARD
Joe Brady 2019
John Chavis 2011



BUTKUS AWARD
Devin White 2018



WALTER CAMP AWARD
Joe Burrow 2019



CAMPBELL TROPHY
Rudy Niswanger 2005



HEISMAN TROPHY
Joe Burrow 2019
Billy Cannon 1959



HORNUNG AWARD
Odell Beckham Jr. 2013



LOMBARDI AWARD
Glenn Dorsey 2007



LOTT TROPHY
Glenn Dorsey 2007



MANNING AWARD
JaMarcus Russell 2006



MAXWELL AWARD
Joe Burrow 2019



JOE MOORE AWARD
LSU Offensive Line 2019



NAGURSKI TROPHY
Glenn Dorsey 2007



DAVEY O'BRIEN AWARD
Joe Burrow 2019



OUTLAND TROPHY
Glenn Dorsey 2007



RIMINGTON TROPHY
Ben Wilkerson 2004



THORPE AWARD
Grant Delpit 2019
Morris Claiborne 2011
Patrick Peterson 2010



UNITAS GOLDEN ARM AWARD
Joe Burrow 2019



WUERFFEL TROPHY
Rudy Niswanger 2005

LSU's Highest Heisman Trophy Finishes

- 1st - 2019 Joe Burrow, quarterback (2,608 points)
- 1st - 1959 Billy Cannon, halfback (1,929 points)
- 2nd - 1962 Jerry Stovall, halfback (618 points)
- 3rd - 1958 Billy Cannon, halfback (975 points)
- 4th - 1972 Bert Jones, quarterback (351 points)
- 5th - 2011 Tyrann Mathieu, safety (327 points)
- 5th - 1978 Charles Alexander, running back (282 points)



NATIONAL COACH OF THE YEAR
Ed Orgeron 2019
Les Miles 2011
Nick Saban 2003
Jerry Stovall 1982
Charles McClendon 1970
Paul Dietzel 1958



9

Joe Burrow
QB



2019 HEISMAN TROPHY WINNER

BURROW'S HONORS

- No. 1 Overall Pick in 2020 NFL Draft | Cincinnati Bengals
- 2019 Heisman Memorial Trophy Winner
- 2019 AP National Player of the Year
- 2019 Maxwell Award Winner
- 2019 Walter Camp Award Winner
- 2019 Davey O'Brien Award Winner
- 2019 Johnny Unitas Golden Arm Award Winner
- 2019 Manning Award Winner
- 2019 Unanimous First-Team All-American (AFCA, AP, Athletic, CBS, ESPN, Sporting News, Sports Illustrated, USA Today, Walter Camp)
- 2019-20 Roy F. Kramer SEC Male Athlete of the Year
- 2019 SEC Offensive Player of the Year (AP, unanimous)
- 2019 All-SEC First Team (AP, unanimous; Coaches)
- 2018, 19 LSU Permanent Team Captain
- 2019-20 James J. Corbett Award Winner (Louisiana Amateur Athlete of the Year)

GAME HONORS

- 2019 CFP National Championship - Offensive Player of the Game
- 2019 CFP National Semifinal Game/Chick-fil-A Peach Bowl - Offensive Player of the Game
- 2019 SEC Championship Game MVP
- 2019 Davey O'Brien Award National Quarterback of the Week (at Texas, vs. Florida, at Alabama)
- 2019 Maxwell Award Player of the Week (vs. Texas, at Alabama)
- 2019 Walter Camp National Player of the Week (at Alabama)
- 2019 SEC Player of the Week (vs. Georgia Southern, at Texas, at Vanderbilt, vs. Florida, at Alabama)
- 2019 Davey O'Brien Great Eight List (at Vanderbilt, vs. Utah State)
- 2019 Fiesta Bowl Offensive Player of the Game (vs. UCF)
- 2018 Davey O'Brien Great Eight List (vs. Georgia, vs. Ole Miss)
- 2018 SEC Player of the Week (at Auburn, vs. Ole Miss)


ACADEMIC HONORS

- 2019 LSU Graduate (M.A. in the Liberal Arts)
- 2019 SEC Academic Honor Roll
- 2018 SEC Academic Honor Roll



BURROW'S CAREER STATS

YEAR	G-GS	PASSING				RUSHING					
		ATT.	COMP.	INT.	YDS.	TD	LG	ATT.	YDS.	TD	LG
2018 (Jr.)	13-13	379	219	5	2,894	16	71	128	399	7	59
2019 (Sr.)	15-15	527	402	6	5,671	60	78	115	368	5	22
TOTALS	28-28	906	621	11	8,565	76	78	243	767	12	59



BURROW'S GAME-BY-GAME STATS

2019

Date	Opponent	C-A-I	YDS	TD	Long
8/31	Georgia Southern	23-27-0	278	5	44
9/7	at Texas	31-39-1	471	4	61
9/14	Northwestern St.	21-24-1	373	2	65
9/21	at Vanderbilt	25-34-0	398	6	64
10/5	Utah St.	27-38-1	344	5	39
10/12	Florida	21-24-0	293	3	54
10/19	at Mississippi St.	25-32-0	327	4	60
10/26	Auburn	32-42-1	321	1	45
11/9	at Alabama	31-39-0	393	3	35
11/16	at Ole Miss	32-42-2	489	5	61
11/23	Arkansas	23-28-0	327	3	50
11/30	Texas A&M	23-32-0	352	3	78
12/7	Georgia	28-38-0	349	4	71
12/28	Oklahoma	29-39-0	493	7	62
1/13	Clemson	31-49-0	463	5	56
Totals		402-527-6	5,671	60	78

2018

Date	Opponent	C-A-I	YDS	TD	Long
9/2	Miami (Fla.)	11-24-0	140	0	37
9/8	Southeastern La.	10-20-0	151	2	40
9/15	at Auburn	15-34-0	249	1	71
9/22	Louisiana Tech	16-28-0	191	0	28
9/29	Ole Miss	18-25-0	292	3	65
10/6	at Florida	19-34-2	192	0	38
10/13	Georgia	15-30-0	200	0	50
10/20	Mississippi St.	16-28-1	129	0	20
11/3	Alabama	18-35-1	184	0	30
11/10	at Arkansas	15-21-0	195	1	40
11/17	Rice	20-28-0	307	2	45
11/24	at TAMU	25-38-0	270	3	25
1/1	vs UCF	21-34-1	394	4	49
Totals		219-379-5	2,894	16	71

Joe Burrow completed the greatest season in the history of college football in 2019, leading LSU to a 15-0 mark and the CFP National Championship Game. Burrow set numerous NCAA, SEC and LSU records on his way to becoming the most decorated player in LSU football history and only the second Heisman Trophy winner in school history.

Burrow won nearly every national award for a quarterback in 2019, claiming the Maxwell Award (College Player of the Year), the Walter Camp Player of the Year Award, the Davey O'Brien Award (National Quarterback of the Year), the Manning Award (National Quarterback of the Year), the Johnny Unitas Golden Arm Award, and was named AP National Player of the Year. He won the Heisman Trophy by the largest margin in the 85-year history of the award. Burrow was selected as a unanimous All-America, the first quarterback and 10th player in LSU history to earn the honor. He was also named the AP and Coaches' SEC Offensive Player of the Year.

He became the first player in SEC history to throw for 5,000 yards and 50 TDs in a season. His marks passing set the NCAA single-season record for TD passes (60) and total touchdowns (65). Incredibly accurate, Burrow's 76.3 completion percentage ranks No. 2 in NCAA history for a season.

Burrow connected on 402-of-527 passes for 5,671 yards, 60 TDs and only six interceptions. He set the SEC single-season records for completions (402), attempts (527), passing yards (5,671), passing TDs (60), total TDs (65), completion percentage (76.3), total yards (6,039), total yards per game (402.6), and total plays (642).

The top quarterback in the history of the Southeastern Conference set single-game marks for TDs responsible for (8 vs. Oklahoma) and tied the league mark for TD passes (7 vs. Oklahoma). Overall, he threw for at least 300 yards in 13 of LSU's 15 games, the most by a quarterback in school history. Burrow capped his historic season with 31 completions on 49 attempts for 463 yards and five TDs in LSU's 42-25 win over Clemson in the CFP National Championship Game.

Joe Burrow in the LSU Record Book

- Passing Attempts (Season)**
No. 1 527 (2019)
- Passing Attempts (Career)**
No. 4 906 (2018-19)
- Completions (Game)**
No. 3 32 vs. Auburn, 2019; at Ole Miss, 2019
No. 5 31 vs. Clemson, 2019 CFP National Championship; at Texas, 2019; at Alabama, 2019
No. 8 29 vs. Oklahoma, 2019 CFP National Semifinal
- Completions (Season)**
No. 1 402 (2019)
- Completions (Career)**
No. 2 621 (2018-19)
- Completion Percentage (Season, min. 50 att.)**
No. 1 76.3 (402-527), 2019
- Completion Percentage (Career, min. 400 att.)**
No. 1 68.5 (621-906), 2018-19
- Consecutive Passes Without an Interception (Game)**
tNo. 1 49 vs. Clemson, 2019 CFP National Championship
No. 6 39 vs. Oklahoma, 2019 CFP National Semifinal; at Alabama, 2019
No. 8 38 vs. Georgia, 2019 SEC Championship
- Consecutive Passes Without an Interception (Season)**
No. 1 187 (2019)
- Passing Yards (Game)**
No. 2 493 vs. Oklahoma, 2019 CFP National Semifinal
No. 3 489 at Ole Miss, 2019
No. 4 471 at Texas, 2019
No. 5 463 vs. Clemson, 2019 CFP National Championship
No. 7 398 at Vanderbilt, 2019
tNo. 8 394 vs. Central Florida, 2019 Fiesta Bowl
tNo. 10 393 at Alabama, 2019
- Passing Yards (Season)**
No. 1 5,671 (2019)
No. 5 2,894 (2018)
- Passing Yards (Career)**
No. 2 8,565 (2018-19)
- Passing Touchdowns (Game)**
No. 1 7 vs. Oklahoma, 2019 CFP National Semifinal
No. 2 6 at Vanderbilt (2019)
tNo. 3 5 vs. Clemson, 2019 CFP National Championship; vs. Georgia Southern, 2019; vs. Utah State, 2019; at Ole Miss, 2019

- Passing Touchdowns (Season)**
No. 1 60 (2019)
- Passing Touchdowns (Career)**
No. 1 76 (2018-19)
- 300-Yard Passing Games (Season)**
No. 1 13 (2019)
- 400-Yard Passing Games (Season)**
No. 1 4 (2019)

Joe Burrow in the NCAA Record Book

- Touchdown Passes (Half)**
tNo. 1 17 (vs. Oklahoma, 2019 CFP National Semifinal)
- Touchdown Passes (Season)**
No. 1 60, 2019
- Completion Percentage (Season)**
No. 2 76.3 (402-527), 2019
- Passing Yards (Season)**
tNo. 3 5,671, 2019
- Passing Efficiency Rating Points (Season)**
No. 1 201.97, 2019
- Touchdowns Responsible For (Season)**
No. 1 65 (60 passing, 5 rushing), 2019
- Points Responsible For (Season)**
No. 1 392 (65 TD, 12-Pt. Conv.), 2019
- Total Offense - Yards (Season)**
No. 1 6,039, 2019

Joe Burrow in the SEC Record Book

- Touchdowns Responsible For (Game)**
No. 1 8 (vs. Oklahoma, 2019 CFP National Semifinal; 7 passing, 1 rushing)
- Touchdowns Responsible For (Season)**
No. 1 65 (60 passing, 5 rushing), 2019
- Completions (Season)**
No. 1 402 (2019)
- Completion Percentage (Season)**
No. 1 76.3 (402-527), 2019
- Passing Yards (Season)**
No. 1 5,671 (2019)
- Touchdown Passes (Game)**
tNo. 1 7 (vs. Oklahoma, 2019 CFP National Semifinal)
- Touchdown Passes (Season)**
No. 1 60, 2019



2019 JOE MOORE AWARD - THE MOST OUTSTANDING OFFENSIVE LINE UNIT IN COLLEGE FOOTBALL

LSU's offensive line, anchored by junior Lloyd Cushenberry and senior Damien Lewis and coached by James Cregg, was named the winner of the 2019 Joe Moore Award as the most outstanding offensive line unit in college football.

Aaron Taylor, co-founder of the award and CBS Sports analyst, along with SEC Network analyst Cole Cubelic presented the trophy to the Tigers prior to the CFP Semifinal game against Oklahoma.

LSU was the second team from the Southeastern Conference to win the award since its inception in 2015.

The Joe Moore Award trophy, crafted by award winning sports sculptor Jerry McKenna, is the largest trophy in college football, standing at a height of almost seven feet and weighing in at over 800 pounds.

LSU's O-line unit paved the way for the most productive offensive season in school history, establishing school records for points (726), points per game (48.4), total offense (8,526), passing yards (6,024), 50-point games (7), and games with at least 40 points (12).

LSU's offensive line featured eight different starters and only had two players that started all fifteen games at the same position all season.

LSU's starting line featured senior tackle Badara Traore (3 starts), junior tackle Saahdiq Charles (9 starts), freshman tackle Dare Rosenthal (3 starts), junior tackle Austin Deculus (13 starts), senior guard Adrian Magee (15 starts), sophomore guard Ed Ingram (2 starts), senior right guard Lewis (15 starts), and senior center Lloyd Cushenberry III (15 starts).

Burrow set nearly ever LSU and SEC single-season passing record as the Tigers led the nation in points per game (48.4) and yards per game (568.4) - both school records. LSU scored at least 40 points in 12 games and the Tigers went over the 50-point mark seven times and eclipsed 60 points three times.

The trio of Ja'Marr Chase, Justin Jefferson and Clyde Edwards-Helaire teamed up with Burrow to become the first team in SEC history with a 1,000 yard rusher and two 1,000 yard receivers in the same season.

2019 LSU Offensive Line

- 77 SAAHQI CHARLES
- 79 LLOYD CUSHENBERRY III (#18)
- 76 AUSTIN DECULUS
- 70 ED INGRAM
- 68 DAMIEN LEWIS
- 73 ADRIAN MAGEE
- 51 DARE ROSENTHAL
- 74 BADARA TRAORE
- JAMES CREGG - COACH





1

Ja'Marr Chase

WR

Ja'Marr Chase was the nation's top receiver in 2019 and proved to be one of the best receivers in LSU Football history. Chase joined Josh Reed as LSU's only Biletnikoff Award winners.

Chase became the first wide receiver and 11 player in LSU history to earn unanimous All-America honors. He was also selected as a unanimous first team All-SEC receiver by the AP.

In his sophomore season, Chase totaled 1,780 yards and 20 touchdowns on 84 receptions. With 221 yards against Clemson in the CFP National Championship Game, Chase became the first receiver in LSU history with three 200-yard games in a season and the only player to have two 200-yard games during the regular season.

Chase set the SEC record for touchdown receptions in a season with 20, breaking the mark with a pair of TD receptions against Clemson in the CFP National Championship Game. He also broke the SEC record for single-season mark against Clemson, establishing the new record of 1,780.



Along with quarterback Joe Burrow, running back Clyde Edwards-Helaire and wide receiver Justin Jefferson the group led LSU to become the first team in SEC history with a 5,000 yard passer, a 1,000 yard rusher and two 1,000 yard receivers in the same season.

He was selected with the fifth overall pick by the Cincinnati Bengals in the 2021 NFL Draft.



2019 BILETNIKOFF AWARD WINNER

CHASE'S HONORS

2019

- SEC Record Holder for Receiving Touchdowns in a Season (20 in 2019)
- SEC Record Holder for Receiving Yards in a Season (1,780 in 2019)
- 2019 Biletnikoff Award Winner
- 2019 Unanimous All-American
- 2019 First-Team All-American (AFCA, AP, Athletic, CBS, ESPN, FWAA, Sporting News, Sports Illustrated, USA Today, Walter Camp)
- 2019 All-SEC First Team (AP, unanimous; Coaches)
- 2019 SEC Offensive Player of the Week (at Ole Miss)

CHASE'S CAREER STATS

YEAR	G-GS	REC.	YDS.	TD
2018 Fr.	13-7	23	313	3
2019 So.	14-13	84	1,780	20
TOTALS	31-15	167	3,001	17



7

Grant Delpit

DB

Grant Delpit continued LSU's legacy as DBU by winning the 2019 Thorpe Award, becoming the first Tiger to win the award since Mo Claiborne in 2011.

Delpit was a consensus All-America in 2019 after starting at safety for the Tigers in 14 of 15 games. The DB became the first LSU player to be named first team Walter Camp All-America in consecutive seasons since running back Charles Alexander in 1777-78.

He was awarded the prestigious No. 7 after a consensus All-America season in 2018, Delpit followed that up by leading the Tigers to a 15-0 record and CFP Championship win over Clemson in his hometown.

After playing through an ankle injury throughout most of the year, Delpit finally got 100 percent late in the season and was a big reason for LSU defense playing its best football down the stretch.

He recorded 65 tackles, 4.5 sacks in 14 games. He had six tackles and a sack for a 10-yard loss against Clemson. His forced fumble on Trevor Lawrence in the fourth quarter sealed the victory for the Tigers.

He was selected with the 44th overall pick in the 2020 NFL Draft by the Cleveland Browns.



2019 THORPE AWARD WINNER

DELPIT'S HONORS

2019

- Thorpe Award Winner
- Consensus All-American
- First Team All-American (AFCA, Sporting News, Walter Camp)
- Second Team All-American (AP)
- First Team All-SEC (Coaches)
- Second Team All-SEC (AP)

2018

- Unanimous All-American
- First Team All-American (Walter Camp, AP, FWAA, Sporting News, AFCA, Sports Illustrated)
- Jack Tatum Award Winner (Columbus Ohio Touchdown Club)
- Nagurski Trophy Finalist
- Thorpe Award Semifinalist
- First Team All-SEC (Coaches, AP)
- SEC Defensive Player of the Week (vs. Mississippi State)
- Bednarik Award Player of the Week (vs. Mississippi State)

DELPIT'S DEFENSIVE CAREER STATISTICS

YEAR	G-GS	UT	AT	TT	TFL	SACKS	INT	PBU	QBH	FR	FF
2017 Fr.	13-10	36	24	60	3.5-5	0-0	1	9	0	0	0
2018 So.	13-13	46	28	74	9.5-53	5-44	5	14	1	1	0
2019 Jr.	14-14	38	27	65	4.5-22	2-19	2	9	1	1	0
TOTALS	40-37	120	79	199	17.5-80	7.0-63	8	32	2	2	0



40

Devin White

LB

Devin White became LSU's first Butkus Award winner, recognizing the top collegiate linebacker in the country in 2018.

White was presented the trophy following the regular season which he capped with a career-best 17 tackles and 4.0 tackles for loss, including a sack, and a forced fumble against Texas A&M.

The junior from Springhill, La., earned consensus All-America honors after leading the SEC in tackles for the second consecutive season with 123 stops.

In addition to gaining All-America honors, White was a First Team All-SEC selection by Associated Press and the SEC football coaches. He also picked up two SEC Defensive Player of the Week accolades for his performances against Georgia and at Texas A&M.



2018 BUTKUS AWARD WINNER

2018

- Second Team All-America (FWAA)
- First Team All-SEC (Coaches)
- First Team All-SEC (Associated Press)
- SEC Defensive Player of the Week (vs. Georgia)
- Lott Impact Trophy Player of the Week (vs. Georgia)
- SEC Defensive Player of the Week (vs. Texas A&M)

2017

- Second Team All-America (FWAA)
- Second Team All-America (USA Today)
- First Team All-SEC (Associated Press)
- First Team All-SEC (Coaches)
- SEC Defensive Player of the Week (at Florida)
- SEC Defensive Player of the Week (vs. Auburn)
- Chuck Bednarik Player of the Week (vs. Auburn)
- SEC Defensive Player of the Week (at Arkansas)
- SEC Defensive Player of the Week (vs. Texas A&M)

2016

- All-SEC Freshman Team (Coaches)



WHITE'S DEFENSIVE CAREER STATISTICS

YEAR	G-GS	UT	AT	TT	TFL	SACKS	INT	PBU	QBH	FR	FF
2016 Fr.	12-0	15	15	30	3.0-21	1.0-19	0	0	0	1-0	1
2017 So.	13-13	37	96	133	14.0-56	4.5-30	1-3	3	5	1-0	0
2018 Jr.	13-12	62	61	123	12.0-33	3.0-18	0	6	10	2-29	3
TOTALS	38-25	114	172	286	29.0-110	8.5-67	1-3	9	15	4-29	4



3

Odell Beckham Jr.

WR/RS

After shattering the LSU single-season record for all-purpose yards, wide receiver/return specialist Odell Beckham Jr. won the 2013 Paul Hornung Award that is presented annually to college football's most versatile player.

Beckham Jr. turned in arguably the most explosive season in LSU football history, racking up 2,315 all-purpose yards to break Domanick Davis' school record of 2,120 yards set in 2002. The 2,315 all-purpose yards also rank as the second-highest total in SEC history.

In the 2013 season Beckham Jr. caught 59 passes for 1,152 yards and eight touchdowns. He also recorded the second-most kick return yardage in LSU history with 845 yards on 32 returns. Beckham Jr. added 18 punt returns for 160 yards. In week 2 against UAB, he returned a missed field goal 100 yards for a touchdown.

After his junior season, Beckham Jr. earned First-Team All-America recognition as a kick returner by the Football Writers Association of America, and he was also a First-Team selection as an all-purpose player by CBSSports.com.

In addition, the SEC coaches voted Beckham Jr. as a First-Team All-SEC member as an all-purpose player and as a return specialist.

Beckham Jr. finished his career with 4,118 all-purpose yards, including 2,340 receiving and 1,044 in kickoff returns. He went on to be selected 12th overall in the first round of the 2014 NFL Draft by the New York Giants.



2013 HORNUNG AWARD WINNER

BECKHAM JR.'S HONORS

2013

- Hornung Award Winner – Nation's Most Versatile Player (Louisville Sports Commission)
- First-Team All-American Kick Returner (Football Writers Association of America)
- First-Team All-American All-Purpose (CBSSports.com)
- Second-Team All-American All-Purpose (Sports Illustrated)
- First-Team All-SEC All-Purpose (AP, SEC Coaches)

- First-Team All-SEC Return Specialist (SEC Coaches)
- First-Team All-SEC Wide Receiver (Athlon)
- First-Team All-SEC Kick Returner (Sporting News)
- SEC Special Teams Player of the Week (vs. UAB)

2012

- SEC Special Teams Player of the Week (vs. Ole Miss)

2011

- SEC Coaches' All-Freshman Team
- SEC Freshman of the Week (vs. Mississippi State)

BECKHAM JR.'S CAREER OFFENSIVE STATISTICS

YEAR	RECEIVING		RUSHING		ATT.	YDS.	TD
	G-GS	REC.	YDS.	TD			
2011 Fr.	14-9	41	475	2	2	19	0
2012 So.	13-12	43	713	2	0	0	0
2013 Jr.	13-13	59	1,152	8	5	58	0
TOTALS	39-34	143	2,340	12	7	77	0

BECKHAM JR.'S CAREER RETURN STATISTICS

YEAR	KICKOFF RETURNS			PUNT RETURNS			YDS.	AVG.	TD	LG
	NO.	YDS.	AVG.	TD	LG	NO.				
2011 Fr.	5	120	24.0	0	34	9	77	8.6	0	36
2012 So.	5	79	15.8	0	34	35	320	9.1	2	89 (TD)
2013 Jr.	32	845	26.4	0	82	18	160	8.9	0	60
TOTALS	42	1,044	24.6	0	82	62	557	9.0	2	89 (TD)

BECKHAM JR.'S CAREER ALL-PURPOSE STATISTICS

YEAR	RUSH	REC.	PUNT RET.	KO RET.	MISC.	TOTAL	AVG./GM.
2011 Fr.	19	475	77	120	0	691	49.4
2012 So.	0	713	320	79	0	1,112	85.5
2013 Jr.	58	1,152	160	845	100	2,315	178.1
TOTALS	77	2,340	557	1,044	100	4,118	105.6



17

Morris Claiborne

CB



2011 THORPE AWARD WINNER

Morris Claiborne cemented his legacy as one of the top cornerbacks in LSU history after he wrapped up a stellar career in 2011. As a junior, Claiborne took home the prestigious Jim Thorpe Award that annually goes to the nation's top defensive back, becoming the second straight LSU player to earn the award after Patrick Peterson claimed the honor in 2010.

Widely recognized as one of the top defensive players in the nation as a junior, the Shreveport, La., native earned unanimous consensus All-America honors when he led LSU to a 13-1 record, SEC title and a spot in the national championship game. Claiborne led the nation in interception return yards with 173 on six interceptions, and he showed his athleticism and playmaking ability by

scoring two touchdowns in 2011 – one on a pivotal 99-yard kickoff return at West Virginia and one on a 45-yard INT return that cemented LSU's SEC championship game victory over Georgia.

In addition to earning All-America honors, Claiborne was named the SEC Defensive Player of the Year by the SEC coaches in 2011, and he also earned First-Team All-SEC recognition and finished as a Nagurski Award finalist. Following his outstanding junior season, Claiborne was chosen with the sixth overall selection in the 2012 NFL Draft by the Dallas Cowboys.

Claiborne ended his career with 95 tackles, 12 pass breakups and 11 interceptions, ranking inside the LSU top 10 in career interceptions and interception return yards.

CLAIBORNE'S HONORS

2011

- Thorpe Award Winner – Nation's Most Outstanding Defensive Back (Jim Thorpe Association)
- First-Team All-American (unanimous consensus)
- SEC Defensive Player of the Year (SEC Coaches)
- First-Team All-SEC (Coaches, AP)
- Nagurski Trophy Finalist
- Walter Camp National Defensive Player of the Week (vs. Mississippi State)

2010

- Second-Team All-SEC (AP, Coaches)

CLAIBORNE'S CAREER RETURN STATISTICS

YEAR	KICKOFF RETURNS				PUNT RETURNS			
	NO.	YDS.	AVG.	TD	NO.	YDS.	AVG.	TD
2009 Fr.	0	0	--	0	0	0	--	0
2010 So.	2	57	28.5	0	0	0	--	0
2011 Jr.	22	552	25.1	1	99 (TD)	0	--	0
TOTALS	24	609	25.4	1	99 (TD)	0	--	0

CLAIBORNE'S DEFENSIVE CAREER STATISTICS

YEAR	G-GS	UT	AT	TT	TFL	SACKS	INT	PBU	QBH	FR	FF
2009 Fr.	7-0	3	4	7	0-0	0	0	0	0	0-0	0
2010 So.	12-12	19	18	37	1.0-4	0	5-101	6	1	1-0	0
2011 Jr.	14-14	32	19	51	1.0-1	0	6-173	6	1	0-0	0
TOTALS	33-26	54	41	95	2.0-5	0	11-274	12	2	1-0	0



7

Tyrann Mathieu

CB/RS



2011 BEDNARIK AWARD WINNER

An outstanding player with tremendous heart and talent, Tyrann Mathieu collected the 2011 Bednarik Award, an honor given annually to the nation's top defensive player. Gifted with some of the best pure football instincts ever seen in an LSU uniform, the cornerback/return specialist became LSU's first Heisman Trophy finalist to travel to New York City since Charles Alexander in 1977.

In two seasons at LSU, the New Orleans, La., native created a total of 14 turnovers in 26 career games while shattering the school record with 11 forced fumbles, a figure that is tied for the SEC record and ranks seventh in NCAA history.

In 2011, Mathieu helped LSU finish with a 13-1 record, an SEC title and a berth in the national championship game as he led the team with 76 total tackles, led the nation with five fumble recoveries and finished fourth nationally in punt return average at 15.6 yards per return.

Mathieu was a consensus All-American as a sophomore at cornerback and return specialist. He finished his career accumulating 133 total tackles, 16 tackles for loss, 16 pass breakups, 11 forced fumbles, eight fumble recoveries, six sacks, four interceptions and four touchdowns – two on punt returns and two on fumble returns. He was taken in the third round with the No. 69 overall pick in the 2013 NFL Draft by the Arizona Cardinals, joining former teammate Patrick Peterson.

MATHIEU'S HONORS

2011

- Bednarik Award Winner – Defensive Player of the Year (Maxwell Football Club)
- Heisman Memorial Trophy Finalist
- Walter Camp National Player of the Year Finalist
- First-Team All-American at Cornerback (consensus)
- First-Team All-American at Return Specialist (CBSSports.com, Rivals.com, SI.com)
- National Defensive Player of the Year (FoxSportsNext.com, Rivals.com)
- SEC Defensive Player of the Year (AP)
- First-Team All-SEC (SEC Coaches, AP)
- SEC Championship Game Most Valuable Player
- Walter Camp National Defensive Player of the Week (Sept. 24 at West Virginia, Nov. 25 vs. Arkansas)
- SEC Defensive Player of the Week (Sept. 3 vs. Oregon, Nov. 25 vs. Arkansas)
- Rivals.com National and SEC Player of the Week (Nov. 25 vs. Arkansas)
- Jim Thorpe Defensive Back of the Week (Sept. 3 vs. Oregon)
- Rivals.com SEC Player of the Week (Sept. 3 vs. Oregon)

2010

- First-Team Freshman All-America (Football Writers, Rivals.com)
- Cotton Bowl Defensive Most Outstanding Player
- Freshman All-SEC (Coaches)

MATHIEU'S CAREER RETURN STATISTICS

YEAR	KICKOFF RETURNS				PUNT RETURNS			
	NO.	YDS.	AVG.	TD	NO.	YDS.	AVG.	TD
2010 Fr.	0	0	--	0	0	0	--	0
2011 So.	0	0	--	0	27	421	15.6	2
TOTALS	0	0	--	0	27	421	15.6	2

MATHIEU'S CAREER DEFENSIVE STATISTICS

YEAR	G-GS	UT	AT	TT	TFL	SACKS	INT	PBU	QBH	FR	FF
2010 Fr.	13-1	34	23	57	8.5-45	4.5-38	2-0	7	1	3-13	5
2011 So.	13-13	59	17	76	7.5-45	1.5-10	2-16	9	3	5-39	6
TOTALS	26-14	93	40	133	16.0-90	6.0-48	4-16	16	4	8-52	11



7

Patrick Peterson

CB/RS



2010 BEDNARIK AWARD
WINNER



2010 THORPE AWARD WINNER

One of the most dynamic athletes in school history, Patrick Peterson established himself as the premiere defensive back as well as one of the top return specialists in the country in 2010. Peterson captured the Chuck Bednarik Award given annually to the nation's top defender, and he also received the Jim Thorpe Award as the country's top defensive back. He became the first player in LSU history to win those two prestigious awards.

Peterson earned consensus First Team All-America recognition, and he also became the first player in conference history to earn both the Southeastern Conference Defensive Player of the Year and SEC Special Teams Player of the Year honors. A three-year starter for the Tigers, he was selected fifth overall by the Arizona Cardinals after his junior season.

Peterson played in 39 career games with 30 starts on defense, and he racked up 135 total tackles, 22 pass breakups and seven interceptions. In just one season as a return specialist, Peterson set the school record for kickoff return yards with 932 on 32 returns, and he led the SEC in punt and kickoff returns and ranked in the top five nationally in punt returns and top 10 in kick returns.

PETERSON'S HONORS

2010

- Bednarik Award Winner – Defensive Player of the Year (Maxwell Football Club)
- Thorpe Award Winner – Nation's Most Outstanding Defensive Back (Jim Thorpe Association)
- Lott IMPACT Trophy Finalist
- Nagurski Trophy Finalist
- First-Team All-American (consensus)
- SEC Defensive Player of the Year (SEC Coaches)
- SEC Special Teams Player of the Year (SEC Coaches)
- First-Team All-SEC (SEC Coaches, AP)
- First-Team All-SEC Special Teams (SEC Coaches)
- Second-Team All-SEC All-Purpose (AP)
- SEC Special Teams Player of the Week (Sept. 4 vs. North Carolina, Sept. 25 vs. West Virginia)

- Lott IMPACT Player of the Week (Sept. 4 vs. North Carolina, Nov. 6 vs. Alabama)
- Hornung Award Versatile Performance (Sept. 4 vs. North Carolina)
- Jim Thorpe Award Player of the Week (Sept. 18 vs. Mississippi State)

2009

- Second-Team All-American (Sporting News)
- First-Team All-SEC (ESPN)
- Second-Team All-SEC (AP, Coaches)

PETERSON'S CAREER RETURN STATISTICS

YEAR	KICKOFF RETURNS				PUNT RETURNS			
	NO.	YDS.	AVG.	TD	NO.	YDS.	AVG.	TD
2008 Fr.	0	0	--	0	0	0	--	0
2009 So.	0	0	--	0	0	0	--	0
2010 Jr.	32	932	29.1	0	55	26	418	16.1
TOTALS	32	932	29.1	0	55	26	418	16.1

PETERSON'S CAREER DEFENSIVE STATISTICS

YEAR	G-GS	UT	AT	TT	TFL	SACKS	INT	PBU	QBH	FR	FF
2008 Fr.	13-4	32	9	41	1.5-7	0	1-0	3	1	0	1
2009 So.	13-13	43	9	52	0-0	0	2-37	13	0	1-0	0
2010 Jr.	13-13	29	13	42	1.5-5	0	4-134	6	1	0	0
TOTALS	39-30	104	31	135	3.0-12	0	7-171	22	2	1-0	1



72

Glenn Dorsey

DT



2007
OUTLAND
TROPHY
WINNER



2007
LOMBARDI
AWARD
WINNER



2007
NAGURSKI
AWARD
WINNER



2007
LOTT TROPHY
WINNER

Glenn Dorsey became the most decorated defender in school history as he won four national awards on his way to leading LSU to the national title. As a senior, Dorsey captured the Lombardi, Outland, Nagurski, and Lott Awards, becoming the first player in LSU history to win any of these honors.

A tremendous team leader, Dorsey was also named the SEC Defensive Player of the Year in 2007 as well as earning first-team All-America honors for a second straight season. Dorsey, who opted to return to LSU for his senior season despite being projected as a first-round NFL Draft pick following his junior campaign, was taken with the fifth overall pick in the 2008 NFL Draft.

He finished his career playing in 52 games, starting 31 times. For his career, Dorsey registered 179 tackles, 27 tackles for loss and 13 sacks.

DORSEY'S HONORS

2007

- Nagurski Award Winner – Outstanding Defensive Player (Charlotte Touchdown Club)
- Lombardi Award Winner – Nation's Lineman of the Year (Rotary Club of Houston)
- Outland Trophy Winner – Outstanding Interior Lineman (Greater Omaha Sports Committee)
- Lott Award Winner – Defensive IMPACT Player of the Year (The Pacific Club IMPACT Foundation)
- Bednarik Award Finalist
- First-Team All-American (consensus)
- SEC Defensive Player of the Year (SEC Coaches, AP)
- First-Team All-SEC (SEC Coaches, AP)
- SEC Defensive Lineman of the Week (Sept. 22 vs. South Carolina)
- SEC Defensive Player of the Week (Nov. 3 vs. Alabama)
- SEC Community Service Team Player of the Week (Nov. 3 vs. Alabama)


Alabama)

2006

- First-Team All-American (AP, AFCA, CBSSportsline.com, SI.com, Rivals.com)
- First-Team All-SEC (AP, SEC Coaches)
- SEC Defensive Lineman of the Week (Sept. 9 vs. Arizona)
- SEC Defensive Lineman of the Week (Sept. 16 vs. Auburn)
- First-Team All-American (AP, AFCA, CBSSportsline.com, SI.com, Rivals.com)
- First-Team All-SEC (AP, SEC Coaches)
- SEC Defensive Lineman of the Week (Sept. 9 vs. Arizona)
- SEC Defensive Lineman of the Week (Sept. 16 vs. Auburn)

DORSEY'S CAREER STATISTICS

YEAR	G-GS	UT	AT	TT	TFL	SACKS	INT	PBU	QBH	FR	FF
2004 Fr.	12-3	6	12	18	2-4	0	0	1	1	1-0	0
2005 So.	13-1	16	12	28	4-24	3-23	0	0	1	0	0
2006 Jr.	13-13	22	42	64	8.5-42	3-25	0	0	1	0	0
2007 Sr.	14-14	43	26	69	12.5-53	7-45	0	4	4	0	1
TOTALS	52-31	87	92	179	27-123	13-93	0	5	7	1-0	1



2 JaMarcus Russell

QB



2006 MANNING AWARD WINNER



JaMarcus Russell capped a magnificent LSU career by winning the Manning Award as the nation's top quarterback at the completion of the 2006 season. Russell went on to be selected with the No. 1 overall pick in the 2007 NFL Draft by the Oakland Raiders. He joined Billy Cannon in 1960 as the only football players in school history to be selected with the first overall pick in the NFL Draft.

Russell completed his LSU career as one of the top quarterbacks in school history as he posted a 25-4 overall mark as a starter, which included an 11-2 record as a junior in 2006. He finished his career ranked among the top five in every career passing category kept at LSU, including No. 2 all-time in completion percentage (61.9) and TD passes (52). He also ranks third in completions (493), passing yards (6,625), and total offense (6,704) and fourth in attempts (797).

A first-team All-SEC pick in 2006, Russell tied the school-record for TD passes with 28 during his junior season and set the school's single-season mark for completions (232) and completion percentage (67.8). He was the first quarterback in school history to lead the Tigers to at least 10 wins in back-to-back seasons.

RUSSELL'S HONORS

2006

- No. 1 overall pick in 2007 NFL Draft by Oakland Raiders
- Manning Award Winner (Sugar Bowl Committee)
- Allstate Sugar Bowl Most Valuable Player
- First Team All-SEC (AP, SEC Coaches)
- SEC Offensive Player of the Week (Sept. 30 vs. Mississippi State)
- SEC Offensive Player of the Week (Oct. 14 vs. Kentucky)
- SEC Offensive Player of the Week (Nov. 4 vs. Tennessee)

2005

- SEC Player of the Year (Columbus (Ohio) Touchdown Club)
- SEC Player of the Week (Oct. 8 vs. Vanderbilt)

RUSSELL'S CAREER STATS

YEAR	G-GS	PASSING			TD	LG	RUSHING		TD	LG
		ATT.-COMP.-INT.	YDS.	YDS.			ATT.			
2004 Fr.	11-4	144-73-4	1,053	9	42	26	-41	1	13	
2005 So.	12-12	311-188-9	2,443	15	50	61	-22	2	22	
2006 Jr.	13-13	342-232-8	3,129	28	58	52	142	1	34	
TOTALS	36-29	797-493-21	6,625	52	58	139	79	4	34	



64 Rudy Niswanger

C



2005 CAMPBELL TROPHY WINNER



2005 WUERFFEL TROPHY WINNER

By picking up national awards in the Campbell Trophy and the Wuerffel Trophy, along with being named the SEC Scholar-Athlete of Year in football and McWhorter Scholar-Athlete Award, center Rudy Niswanger became the most decorated student-athlete in school history.

Niswanger is the first player in LSU history to be named the recipient of the Campbell Trophy, known as the Academic Heisman. An award that goes to the top student-athlete in all divisions of college football, the Campbell Trophy carries a \$25,000 post-graduate scholarship.

In addition, Niswanger became the inaugural recipient of the Wuerffel Trophy, which goes to the college football player who best combines exemplary community service with outstanding academic and athletic achievement. The award is named after former Heisman Trophy winner Danny Wuerffel, who led the Florida Gators to the 1996 national championship. Niswanger capped his career with the Tigers by being named the recipient of the McWhorter Award, which goes to the top student-athlete in the SEC.

Niswanger, who opted to return to LSU for his senior season of football in 2005, graduated with a 4.0 grade point average in kinesiology with emphasis on pre-medicine. He graduated with honors, receiving the University Medal as well as graduating Summa Cum Laude. Niswanger was accepted to LSU Medical School in Shreveport after scoring a 33 on the MCAT, which placed him among the top eight percent in the nation.

NISWANGER'S HONORS

2005

- Campbell Trophy "Academic Heisman" Recipient (National Football Foundation)
- Wuerffel Trophy Recipient (All Sports Foundation)
- McWhorter Award Recipient as SEC Scholar-Athlete of the Year
- SEC Football Scholar-Athlete of the Year (SEC Coaches)
- National Football Foundation National Scholar-Athlete
- First-Team Academic All-America (CoSIDA)
- CBS Scholar-Athlete of the Week (vs. Florida, vs. Alabama)
- Second-Team All-SEC (SEC Coaches, AP)

2004

- First-Team Academic All-America (CoSIDA)
- First-Team Academic All-District (CoSIDA)
- CBS Scholar-Athlete of the Week (Nov. 26 vs. Arkansas)
- SEC Academic Honor Roll

2003

- SEC Academic Honor Roll

2002

- SEC Academic Honor Roll

2005 SEC MCWHORTER SCHOLAR-ATHLETE





55

Ben Wilkerson

C

Ben Wilkerson put together one of the best careers for a center in LSU history, leading the Tigers to a 33-8 mark in 41 starts at the position during his four years. During his career with the Tigers, Wilkerson helped lead LSU to a pair of SEC Championships as well as the 2003 BCS National Championship.

Wilkerson, a native of Hemphill, Texas, had his career cut short as a senior, suffering a knee injury during the eighth week of the season. Despite the injury, Wilkerson still went on to be named the co-recipient, along with David Baas of Michigan, of the Rimington Trophy in 2004, which goes annually to college football's top center. In addition, Wilkerson was named a First-Team All-American by the American Football Coaches Association and The Sporting News even though he missed LSU's final four games of the season.

Wilkerson graduated with a degree in general studies in May of 2005. He served as a graduate assistant on the LSU staff during the 2011 season.

WILKERSON'S HONORS

2004

- Rimington Trophy Winner
- First-Team All-American (American Football Coaches Association, The Sporting News)
- Second-Team All-American (Walter Camp)
- First-Team All-SEC (AP, SEC Coaches, Collegefootballnews.com)
- SEC Good Works Team

2003

- Rimington Trophy Finalist
- Second-Team All-American (Associated Press, Sporting News)
- First-Team All-SEC (AP, ESPN.com)
- SEC Academic Honor Roll

2001

- Freshman All-SEC (Knoxville News-Sentinel, Coaches)
- Second-Team Freshman All-American (The Sporting News)



2004 RIMINGTON AWARD WINNER



25

Josh Reed

WR

When one thinks of some of the finest players in the history of the Southeastern Conference, Josh Reed's name is included on that list. Reed, who is one of the most decorated players in school history, virtually re-wrote both the LSU and SEC receiving record books despite playing only 28 games at wide receiver.

Originally signed out of Rayne (La.) High School as a tailback, Reed moved to wide receiver in week 9 of the 1999 season out of a necessity. The results were immediate as he caught five passes for 100 yards against Houston in just his second game at the position.

A year later, in 2000, Reed earned first-team All-SEC honors after catching 65 passes for 1,127 yards and 10 touchdowns for the 8-4 Tigers. His 102.5 yards receiving a contest led the SEC, and he ranked second in the league with just under six catches a game.

Reed put together the finest year for a receiver in SEC history in 2001 as he shattered the league's single-season yardage mark with 1,740 yards on a school-record 94 catches. Reed set a pair of league marks in a 35-21 road victory over Alabama as he hauled in 19 passes for 293 yards and a touchdown. He capped his record-setting career in grand fashion, setting a pair of Sugar Bowl records with 14 receptions for 239 yards and two touchdowns in leading the Tigers to a 47-34 victory over Illinois.

At the conclusion of his junior season, Reed was named the winner of the Biletnikoff Award, which is presented annually to the nation's top collegiate receiver. Reed was drafted with the fourth pick of the second round of the 2002 NFL Draft by the Buffalo Bills.



2001 BILETNIKOFF AWARD WINNER



REED'S HONORS

2001


- Biletnikoff Award Winner
- First-Team All American (Walter Camp, AP, Football Writers Association, CNNSI.com, ABC Sports online, Collegefootballnews.com, The Sporting News)
- Second-Team All American (Football News)
- All-Bowl Team (Sports Illustrated)
- First Team All-SEC (AP, SEC Coaches)
- SEC Offensive Player of the Week (Nov. 4 vs. Alabama)
- National Player of the Week (Nov. 4 - The Sporting News)

2000

- First-Team All-SEC (AP, SEC Coaches)

REED'S CAREER STATS (REGULAR SEASON)

YEAR	G-GS	RECEIVING			RUSHING		
		REC.	YDS.	TD	ATT.	YDS.	TD
1999 Fr.	8-0	8	134	0	6	58	1
2000 So.	11-3	65	1,127	10	1	-2	0
2001 Jr.	12-12	94	1,740	7	2	7	0
TOTALS	31-15	167	3,001	17	9	63	1



20 Billy Cannon

HB



1959 HEISMAN TROPHY WINNER

Even by today's standards Billy Cannon was a rare athlete, combining sprinter speed with brute strength. Cannon could consistently run a 9.5 in the 100-yard dash and, at 6-1, 210 pounds, he had the size to overpower his opponents as well as outrun them. In 1957, he was an immediate standout as a sophomore, offensively and defensively.

As a junior, Cannon was the driving force behind the Fighting Tigers as they carved out a perfect season and captured the 1958 national championship. He passed for a touchdown and kicked the extra point in LSU's 7-0 win over Clemson in the Sugar Bowl and earned MVP honors.

Cannon's most memorable performance came in 1959 against Ole Miss. Top-ranked LSU trailed the third-ranked Rebels 3-0 early in the fourth quarter, when Cannon fielded a punt at the LSU 11-yard-line and broke seven tackles on his way to paydirt. LSU won the contest 7-3. Considered one of the best collegiate backs of his era, Cannon was awarded the Heisman Trophy at the conclusion of the 1959 season. In 2008, the legendary Cannon was inducted into the National Football Foundation Hall of Fame.



Billy Cannon was presented with the 1959 Heisman Trophy by then Vice President Richard Nixon.

CANNON'S HONORS

1959

- Heisman Trophy Winner (Downtown Athletic Club of New York)
- AP Player of the Year
- UPI Player of the Year
- The Sporting News Player of the Year
- All-American (Consensus)
- Outstanding College Player (Columbus (Ohio) Touchdown Club)
- Walter Camp Memorial Trophy (Washington, D.C., TD Club)
- College Back of the Year (Los Angeles Times)
- AP Back of the Year
- UPI Back of the Year
- SEC Player of the Year (Nashville Banner)
- SEC Player of the Year (Atlanta Touchdown Club)
- SEC Player of the Year (Birmingham Touchdown Club)
- All-SEC (AP and UPI)

1958

- UPI Player of the Year
- The Sporting News Player of the Year
- Outstanding College Player (Columbus (Ohio) Touchdown Club)
- AP Back of the Year
- UPI Back of the Year
- All-American (consensus)
- SEC Player of the Year (Nashville Banner)
- SEC Back of the Year (Atlanta Touchdown Club)
- SEC Back of the Year (Birmingham Touchdown Club)
- All-SEC (AP and UPI)
- Louisiana VFW Award (Louisiana Outstanding Athlete)

1957

- Second-Team All-SEC (UPI)
- All-SEC Sophomore Team

CANNON'S CAREER STATS

1959

	NO.	YDS.	AVG.
Rice	15	66	4.4
TCU	9	35	3.9
Baylor	8	73	9.1
Miami	17	90	5.3
Kentucky	11	11	1.0
Florida	15	55	3.7
Ole Miss	12	48	4.0
Tennessee	22	122	5.5
Mississippi State	16	32	2.0
Tulane	14	66	4.7
Totals	139	598	4.3
Ole Miss (Sugar Bowl)	6	8	1.3

1958

	NO.	YDS.	AVG.
Rice	9	53	5.9
Alabama	12	86	7.2
Hardin-Simmons	11	83	7.5
Miami	9	34	3.8
Kentucky	12	108	9.0
Florida	15	61	4.1
Ole Miss	11	34	3.1
Duke	8	53	6.6
Mississippi State	13	57	4.4
Tulane	15	117	7.8
Totals	115	686	5.9
Clemson (Sugar Bowl)	13	51	3.9

1957

	NO.	YDS.	AVG.
Rice	6	71	11.8
Alabama	8	140	17.5
Texas Tech	13	36	2.8
Georgia Tech	17	98	5.8
Kentucky	11	70	6.4
Florida	11	22	2.0
Vanderbilt	11	46	4.2
Ole Miss	3	5	1.7
Mississippi State	11	27	2.5
Tulane	14	68	4.8
Totals	105	583	5.5

CANNON'S CAREER STATISTICS

	RUSHING			RECEIVING			PASSING				PUNT RETURNS			KICKOFF RETURNS				
	ATT	YDS.	AVG.	TD	REC.	YDS.	TD	ATT.	CMP.	HI	YDS.	TD	NO.	YDS.	TD	NO.	YDS.	TD
1957 So.	105	583	5.5	4	11	199	1	16	7	1	84	0	7	39	0	11	343	1
1958 Jr.	115	686	5.9	10	9	162	1	4	3	0	14	0	9	89	0	3	82	0
1959 Sr.	139	598	4.3	5	11	161	0	6	2	2	20	0	15	221	1	8	191	0
TOTALS	359	1867	5.2	19	31	522	2	26	12	3	118	0	31	349	1	22	616	1

Punting: 111 for 37.8 average • Pass Interceptions: 7 for 165 return yards, one TD • Scoring: 24 TDs, four one-point conversions, three two-point conversions, 154 total points

FIRST-TEAM ALL-AMERICANS BY POSITION

QUARTERBACK

Bert Jones, 1972 (c)
Joe Burrow, 2019 (u)

HALFBACK

Billy Cannon, 1958 (u), 1959
Jerry Stovall, 1962 (u)
Charles Alexander, 1977 (c), 1978 (c)
Leonard Fournette, 2015 (c)
LSU, 2016

FULLBACK

Jimmy Taylor, 1957

WIDE RECEIVER

Eric Martin, 1983
Wendell Davis, 1986, 1987 (c)
Josh Reed, 2001 (c)
Ja'Marr Chase, 2019 (u)

TIGHT END

Ken Kavanaugh, Sr., 1939 (c)
Doug Moreau, 1965
David LaFleur, 1996

OFFENSIVE LINEMEN

Fred Miller, 1962
Billy Truax, 1963
Remi Prudhomme, 1964
George Rice, 1965
Tyler LaFauci, 1973
Robert Dugas, 1978
Lance Smith, 1984

Alan Faneca, 1997 (c)
Stephen Peterman, 2003
Herman Johnson, 2008
Will Blackwell, 2011

CENTER

Marvin "Moose" Stewart, 1935, 1936
George Tarasovic, 1951
Max Fugler, 1958
Nacho Albergamo, 1987 (u)
Todd McClure, 1998
Ben Wilkerson, 2004 (c)
Ethan Pocic, 2016

END

Gaynell "Gus" Tinsley, 1935 (c), 1936 (u) (both sides)

TACKLE

Sid Fournet, 1954 (c) (both sides)

DEFENSIVE LINEMEN

Roy "Moonie" Winston, 1961 (u)
John Garlington, 1967
Ronnie Estay, 1971
Anthony McFarland, 1998
Chad Lavalais, 2003 (c)
Marcus Spears, 2004 (c)
Kyle Williams, 2005
Claude Wroten, 2005
Glenn Dorsey, 2006, 2007 (u)
Drake Nevis, 2010
Sam Montgomery, 2011

LINEBACKER

George Bevan, 1969
Mike Anderson, 1970 (c)
Warren Capone, 1972, 1973
Albert Richardson, 1982
Michael Brooks, 1985
Bradie James, 2002
Ali Highsmith, 2007
Kevin Minter, 2012
Devin White, 2018 (c)

CORNERBACK

Tommy Casanova, 1969, 1970 (c), 1971 (c)
Mike Williams, 1974
James Britt, 1982
Corey Webster, 2003, 2004
Patrick Peterson, 2010 (u)
Morris Claiborne, 2011 (u)
Tyrann Mathieu, 2011 (c)
Tre'Davious White, 2016 (c)
Greedy Williams, 2018 (c)
Derek Stingley Jr., 2019 (c), 2020

SAFETY

Greg Jackson, 1988
LaRon Landry, 2006 (c)
Craig Steltz, 2007 (c)
Eric Reid, 2012 (c)
Jalen Mills, 2015
Jamal Adams, 2016
Grant Delpit, 2018 (u), 2019

PUNTER

Chad Kessler, 1997 (c)
Brad Wing, 2011

KICKER

Josh Jasper, 2010 (c)

RETURN SPECIALIST

Kevin Faulk, 1996
Skyler Green, 2003, 2005
Odell Beckham Jr., 2013

(u) = Unanimous

(c) = Consensus

FIRST-TEAM ALL-AMERICANS BY YEAR

1935

Marvin "Moose" Stewart, center, Jr.
Gaynell "Gus" Tinsley, end (c), Jr.

1936

Marvin "Moose" Stewart, center, Sr.
Gaynell "Gus" Tinsley, end (u), Sr.

1939

Ken Kavanaugh, Sr., end (c), Sr.

1951

George Tarasovic, center, Jr.

1954

Sid Fournet, tackle (c), Sr.

1957

Jimmy Taylor, fullback, Sr.

1958

Billy Cannon, halfback (u), Jr.
Max Fugler, center, Jr.

1959

Billy Cannon, halfback, Sr.

1961

Roy "Moonie" Winston, guard (u), Sr.

1962

Fred Miller, tackle, Sr.
Jerry Stovall, halfback (u), Sr.

1963

Billy Truax, end, Sr.

1964

Remi Prudhomme, tackle, Sr.

1965

Doug Moreau, split end, Sr.
George Rice, tackle, Sr.

1967

John Garlington, end, Sr.

1969

George Bevan, linebacker, Sr.
Tommy Casanova, cornerback, So.

1970

Mike Anderson, linebacker (c), Sr.
Tommy Casanova, cornerback (c), Jr.

1971

Tommy Casanova, cornerback (c), Sr.
Ronnie Estay, tackle, Sr.

1972

Warren Capone, linebacker, Jr.
Bert Jones, quarterback (c), Sr.

1973

Warren Capone, linebacker, Sr.
Tyler LaFauci, guard, Sr.

1974

Mike Williams, cornerback, Sr.

1977

Charles Alexander, tailback (c), Jr.

1978

Charles Alexander, tailback (c), Sr.
Robert Dugas, offensive tackle, Sr.

1982

James Britt, cornerback, Sr.
Albert Richardson, linebacker, Sr.

1983

Eric Martin, split end, Jr.

1984

Lance Smith, offensive tackle, Sr.

1985

Michael Brooks, linebacker, Jr.

1986

Wendell Davis, split end, Jr.

1987

Nacho Albergamo, center (u), Jr.
Wendell Davis, split end (c), Sr.

1988

Greg Jackson, safety, Sr.

1996

Kevin Faulk, all-purpose, So.
David LaFleur, tight end, Sr.

1997

Alan Faneca, offensive guard (c), Jr.
Chad Kessler, punter (c), Sr.

1998

Todd McClure, center, Sr.
Anthony McFarland, noseguard, Sr.

2001

Josh Reed, wide receiver (c), jr.

2002

Bradie James, linebacker, Sr.

2003

Skyler Green, return specialist, So.
Chad Lavalais, defensive tackle (c), Jr.
Stephen Peterman, offensive guard, Sr.
Corey Webster, cornerback, Jr.

2004

Marcus Spears, defensive end (c), Sr.
Corey Webster, cornerback, Sr.
Ben Wilkerson, center (c), Sr.

2005

Skyler Green, return specialist, Sr.
Kyle Williams, defensive tackle, Sr.
Claude Wroten, defensive tackle, Sr.

2006

Glenn Dorsey, defensive tackle, Jr.
LaRon Landry, free safety (c), Jr.

2007

Glenn Dorsey, defensive tackle (u), Sr.
Ali Highsmith, linebacker, Sr.
Craig Steltz, safety (C), Sr.

2008

Herman Johnson, offensive guard, Sr.

2010

Josh Jasper, placekicker (c), Sr.
Drake Nevis, defensive tackle, Sr.

Patrick Peterson, cornerback (U), Jr.

2011

Will Blackwell, offensive guard, Sr.
Morris Claiborne, cornerback (u), Jr.
Tyrann Mathieu, cornerback (c), So.
Sam Montgomery, defensive end, So.
Brad Wing, punter, Fr-RS.

2012

Kevin Minter, linebacker, Jr.
Eric Reid, safety (c), Jr.

2013

Odell Beckham Jr., return specialist, Jr.

2015

Leonard Fournette, running back (c), So.
Jalen Mills, safety, Sr.

2016

Jamal Adams, safety, Jr.
LSU, running back, So.
Ethan Pocic, center, Sr.
Tre'Davious White, cornerback (c), Sr.

2018

Grant Delpit, safety (u), So.
Devin White, linebacker (c), Jr.
Greedy Williams, cornerback (c), So.

2019

Joe Burrow, quarterback (u), Sr.
Ja'Marr Chase, wide receiver (u), So.
Grant Delpit, safety, Jr.
Derek Stingley Jr. (c), cornerback, Fr.

2020

Derek Stingley Jr., cornerback, So.

(u) = Unanimous

(c) = Consensus

FIRST-TEAM ALL-AMERICANS

A

Jamal Adams, safety, 2016
 Nacho Albergamo, center, 1987
 Charles Alexander, tailback, 1977, 1978
 Mike Anderson, linebacker, 1970

B

Odell Beckham Jr., return specialist, 2013
 George Bevan, linebacker, 1969
 Will Blackwell, offensive guard, 2011
 James Britt, cornerback, 1982
 Joe Burrow, quarterback, 2019
 Michael Brooks, linebacker, 1985

C

Billy Cannon, halfback, 1958, 1959
 Warren Capone, linebacker, 1972, 1973
 Tommy Casanova, safety, 1969, 1970, 1971
 Ja'Marr Chase, wide receiver, 2019
 Morris Claiborne, cornerback, 2011

D

Wendell Davis, split end, 1986, 1987
 Grant Delpit, safety, 2018, 2019
 Glenn Dorsey, defensive tackle, 2006, 2007
 Robert Dugas, offensive tackle, 1978

E

Ronnie Estay, tackle, 1971

F

Alan Faneca, offensive guard, 1997
 Kevin Faulk, all-purpose, 1996
 Sid Fournet, tackle, 1954
 Leonard Fournette, running back, 2015
 Max Fugler, center, 1958

G

John Garlington, end, 1967
 Skyler Green, return specialist, 2003, 2005
 LSU, running back, 2016

H

Ali Highsmith, linebacker, 2007

J

Greg Jackson, safety, 1988
 Bradie James, linebacker, 2002
 Josh Jasper, place kicker, 2010
 Herman Johnson, offensive guard, 2008
 Bert Jones, quarterback, 1972

K

Ken Kavanaugh Sr., end, 1939
 Chad Kessler, punter, 1997

L

Tyler LaFauci, guard, 1973
 David LaFleur, tight end, 1996
 LaRon Landry, safety, 2006
 Chad Lavalais, defensive tackle, 2003

M

Eric Martin, split end, 1983
 Tyrann Mathieu, cornerback, 2011
 Todd McClure, center, 1998
 Anthony McFarland, noseguard, 1998
 Fred Miller, tackle, 1962
 Jalen Mills, safety, 2015
 Kevin Minter, linebacker, 2012
 Sam Montgomery, defensive end, 2011
 Doug Moreau, end, 1965

N

Drake Nevis, defensive tackle, 2010

P

Stephen Peterman, guard, 2003
 Patrick Peterson, cornerback, 2010
 Ethan Pocic, center, 2016
 Remi Prudhomme, tackle, 1964

R

Josh Reed, wide receiver, 2001
 Eric Reid, safety, 2012
 George Rice, tackle, 1965
 Albert Richardson, linebacker, 1982

S

Lance Smith, offensive tackle, 1984
 Marcus Spears, defensive end, 2004
 Craig Steltz, safety, 2007
 Marvin "Moose" Stewart, center, 1935, 1936
 Derek Stingley Jr., cornerback, 2019, 2020
 Jerry Stovall, halfback, 1962

T

George Tarasovic, center, 1951
 Jimmy Taylor, fullback, 1957
 Gaynell "Gus" Tinsley, end, 1935, 1936
 Billy Truax, end, 1963

W

Corey Webster, cornerback, 2003, 2004
 Devin White, linebacker, 2018
 Tre'Davious White, cornerback, 2016
 Ben Wilkerson, center, 2004
 Greedy Williams, cornerback, 2018
 Kyle Williams, defensive tackle, 2005
 Mike Williams, cornerback, 1974
 Brad Wing, punter, 2011
 Roy "Moonie" Winston, guard, 1961
 Claude Wroten, defensive tackle, 2005

Gaynell (Gus) Tinsley

End - 1935, 1936

Associated Press

The Tigers' first consensus All-American, Gaynell (Gus) Tinsley was a unanimous selection in both 1935 and 1936. He played both ways as an end and led LSU to two SEC titles and three Sugar Bowl appearances. After earning three letters with the Tigers from 1934-36, he went on to a successful NFL career where he was twice named an All-Pro selection while playing for the Chicago Cardinals. Tinsley later returned to LSU where he served as the Tigers' head coach from 1948-54. During the 1949 season he led LSU to an 8-2-0 season that included wins over the Southern, Southeastern and Southwest Conference champions and a Sugar Bowl tilt versus Oklahoma. He was a charter member of the LSU Athletics Hall of Fame.

Marvin (Moose) Stewart

Center - 1935, 1936

Helms Foundation

A three-year letterwinner for the Tigers (1934-36), Marvin (Moose) Stewart was selected to the Helms Foundation All-American team in 1935. Later named an All-SEC selection by the Associated Press in 1936, he helped the Tigers to back-to-back SEC titles in 1935 and 1936. Stewart was a charter member of the LSU Athletics Hall of Fame.

Ken Kavanaugh, Sr.

End - 1939

Associated Press

A standout receiver for the Tigers from 1937-39, Ken Kavanaugh, Sr., was selected as an All-American by the Associated Press and finished seventh in the Heisman balloting during his senior season. A two-time AP first-team All-SEC selection (1938-39), Kavanaugh was known for scoring all four touchdowns in the Tigers' 28-7 victory over Holy Cross in 1939. He went on to an outstanding professional career with the New York Giants, where he continued with the organization as a scout after his playing career. A superb athlete, Kavanaugh also enjoyed a brief stint in baseball's professional ranks after lettering on the diamond at LSU. His son, Ken, Jr., lettered at LSU from 1969-71 as a receiver on the football team.

George Tarasovic

Center - 1951

National Editorial Alliance

George Tarasovic was a junior college transfer who, although playing and lettering only one year at LSU, was named both an All-America and All-SEC selection that season. An all-around athlete in high school, Tarasovic's college career was abbreviated because of military service during the Korean War. However, after returning from the service Tarasovic resumed his playing career at the professional level where he saw over a dozen years of action in the NFL and AFL.

Sid Fournet

Tackle - 1954

Associated Press, UPI, Look, Football Writers Association of America, National Editorial Alliance, Williamson, INS

An extremely durable performer, Sid Fournet played guard and tackle on both sides of the ball. Earning All-America distinction in 1954, Fournet was credited with seeing action in 83 percent of the Tigers' total plays that season. Also a two-time first-team All-SEC selection, he was honored by both AP and UPI in 1953 and 1954.

Jimmy Taylor

Fullback - 1957

Football Writers Association of America-Look

Viewed as one of the most complete football players to have ever played the game, Jimmy Taylor was named a All-American by the Football Writers Association of America-Look in 1957. Voted the MVP of the 1958 Senior Bowl, he went on to a legendary pro career with the Green Bay Packers (1958-66) and New Orleans Saints (1967) and was later inducted into the Pro Football Hall of Fame in 1976. Taylor is also a member of the Louisiana Sports Hall of Fame and the LSU Athletics Hall of Fame.

Billy Cannon

Halfback - 1958, 1959

1959 Heisman Trophy, Associated Press (1958-59), UPI (1958-59), National Editorial Alliance (1958-59), Central Press (1958-59), American Football Coaches Association (1958-59), The Sporting News (1958-59), Football Writers Association of America-Look (1958-59), New York Daily News (1958-59), NBC (1958-59), Time (1958), Leahy (1958), Hearst (1959).

The greatest football player ever to don the Purple and Gold, Billy Cannon was awarded the Heisman Trophy in 1959. He was given virtually every honor that could be bestowed on an individual, including All-America accolades in 1958 and 1959. Cannon was considered almost as valuable on defense as he was on offense. His 89-yard punt return in 1959 against Ole Miss has become a gridiron legend, but few remember that he and Warren Rabb stuffed Ole Miss at the goal line of a fourth and inches to preserve the dramatic 7-3 victory. A three-year letterwinner for the Tigers (1957-59), he was also a two-time first-team All-SEC selection (1958-59).

Max Fugler

Center - 1958

Football Writers Association of America-Look, NBC

A bulwark for the White Team, Max Fugler was instrumental in the Tigers' 1958 national championship. Named an All-American by the Football Writers Association of America-Look and NBC that same year, he was heralded as an outstanding blocker on offense and incomparable down lineman on defense. His defensive work was exemplified by the number of goal line and fourth down stands the Tigers had during 1958 and 1959. He was also named a first-team All-SEC selection by UPI in 1958.

Roy (Moonie) Winston

Guard - 1961

Associated Press, UPI, National Editorial Alliance, Central Press, Football Writers Association of America Look, Kodak/American Football Coaches Association, New York Daily News, The Sporting News, Time

A 1961 All-America selection at guard, Roy (Moonie) Winston excelled on defense with a strong initial charge, plus speed and agility. Soft-spoken, Winston was a born leader that was elected by his teammates as the Tigers' team captain in 1961. Winston also earned first-team All-SEC honors from the AP and UPI that same year. In addition, he played on LSU's SEC champion baseball team in the early 1960's before enjoying a brilliant NFL career in Minnesota.

Fred Miller

Tackle - 1962

Football Writers Association of America

A stellar lineman for the great LSU teams of the early 1960s, Fred Miller originally signed with Tulane after finishing at Homer High School, but he found out he was one English credit short, so he was bound for Texas A&M until Paul Dietzel sold his family on LSU. He played alongside Moonie Winston in 1961 and was a blocker for Heisman runner-up Jerry Stovall in 1962. In his three seasons, LSU played in two bowls, the Orange (25-7 over Colorado) and Cotton (13-0 over Texas). He was drafted by the Colts and later earned All-Pro honors. He is a member of LSU's Modern Day Team of the Century.

Jerry Stovall

Halfback - 1962

Associated Press, UPI, National Editorial Alliance, Central Press, Football Writers Association of America, Kodak/American Football Coaches Association, New York Daily News, The Sporting News, Time, CBS

Ironically, Jerry Stovall was the last recruit signed by LSU after he graduated from high school. Once with the Tigers he earned All-America accolades and finished second in the 1962 Heisman Trophy balloting. Also a two-time All-SEC selection, Stovall went on to play nine seasons with the St. Louis Cardinals before becoming an assistant coach at South Carolina. He later returned to LSU as assistant coach and was named head coach after the tragic death of Bo Rein in 1980. He took LSU to the 1983 Orange Bowl and was named National Coach of the Year by the Walter Camp Football Foundation after the 1982 season.

Billy Truax

End - 1963

Football News

Billy Truax was an excellent blocker, but LSU's offense in that era was geared towards the run and, consequently, his talents as a pass receiver were never exploited. Football News honored him as an All-American in 1963, the same year the UPI recognized him as a first-team all-conference honoree. Truax's son, Chris, was an offensive lineman at LSU from 1988-91.

Remi Prudhomme

Tackle - 1964

National Editorial Alliance, New York Daily News, Football News

A stalwart of the Chinese Bandits, Remi Prudhomme was an unusually strong player. His size and weight made him unique and his aggressive temperament was ideal for the role in which he was cast. Named a 1964 All-American by the National Editorial Alliance, the New York Daily News and the Football News, he also garnered all-conference honors from the UPI. Prudhomme went on to a brilliant pro career with the Buffalo Bills, Kansas City Chiefs and New Orleans Saints.

Doug Moreau

Split End - 1965

Football News

Doug Moreau's pass-catching ability was heralded, but his place kicking had to be recognized. In his junior season, his talented toe was responsible for the first two victories of the year, a 9-6 win over the Texas Aggies and 3-0 victory against Rice. The AP named him a first-team All-SEC pick in 1964 before he earned All-America honors from the Football News in 1965. Moreau went on to play professional ball with the Miami Dolphins, earned a law degree and served as a district judge in Baton Rouge. He currently serves as the color analyst for the LSU Sports Radio Network.

George Rice

Tackle - 1965

Time, The Sporting News

A local lad, George Rice's prowess in high school overlapped three sports: football, basketball and track. Extremely powerful, his specialty in track was the shot put. On the gridiron he was a devastating blocker and tackler who played in three bowl games during his career. Rice was named a first-team All-SEC selection by UPI in 1964 and an All-American by Time and The Sporting News a year later. He participated in the Hula Bowl and went on to a long, successful career in the NFL before returning to LSU as a graduate assistant.

John Garlington

End - 1967

Kodak/American Football Coaches Association

An incredible athlete whose talents typified his play and teamwork, John Garlington had excellent speed and lateral pursuit. Opponents were timid when it came to attacking his side of the defensive line. Even with his size, he was a speed merchant. In the 1966 Rice encounter, Garlington picked off an errant pass and returned it 42 yards for a touchdown. A 1967 Kodak/AFCA All-American, he was also a two-time first-team All-SEC selection (1966 and 1967).

George Bevan

Linebacker - 1969

Football Writers Association of America-Look, Kodak/American Football Coaches Association

Possibly the finest all-around linebacker ever to play at LSU, George Bevan's size had absolutely nothing to do with his desire, competitiveness, leadership and commitment. In the first game of his junior year, he injured his Achilles tendon to such an extent that he underwent several surgeries and spent 32 months on crutches. There was little hope he would ever play football again, but by the summer of 1969, his determination had earned him a starting role. Although Bevan had many notable moments, his blocked extra point against Auburn in the classic 21-20 victory by LSU had to be his crowning achievement. He was named both an All-America and All-SEC (AP and UPI) selection in 1969. Bevan earned his law degree from LSU.

Tommy Casanova

Cornerback - 1969, 1970, 1971

Associated Press (1969-70), Kodak/American Football Coaches Association (1969-70), UPI (1971), Central Press (1971), Football Writers Association of America (1971), Walter Camp (1971), Football News (1971), Time (1971)

Versatility personified might be the best description of the myriad talents of Tommy Casanova. During his three-year LSU career, he played offense and defense, returned punts and kickoffs, and did everything except handle the water cart. A fearless competitor, he led the team by example through three brilliant seasons and entered immortality as a result of his actions, both on and off the field. A three-time All-American, Casanova is one of just six three-time All-SEC performers in LSU history (1969-70-71). Following his collegiate career, Casanova played several seasons with the Cincinnati Bengals while pursuing his medical degree. He is now in an ophthalmologist in his hometown of Crowley, La.

Mike Anderson

Linebacker - 1970

Associated Press, UPI, Central Press, Football Writers Association of America-Look, Kodak/American Football Coaches Association, Football News, Time

Mike Anderson started every game during his three years as a linebacker at LSU. In fact, he was the second of three straight All-America linebackers produced by the Tigers: George Bevan in 1969; Anderson in 1970; and Warren Capone in 1973. Anderson was noted for one great play -- at Auburn in 1970, LSU was leading 17-9, the Plainsmen had the ball, fourth and one inch and 6-2, 225-pound fullback Wallace Clark drove for the TD. Anderson met him head-on short of pay dirt and his feat became that of which legends are made. Named an All-American in 1970, he was also recognized as a first-team All-SEC pick by the AP and UPI that same year.

Ronnie Estay

Tackle - 1971

Kodak/American Football Coaches Association

One of the quickest defensive linemen ever to play at LSU, Ronnie Estay, a true Cajun, anchored a defense that allowed the fewest yards in the nation. During his junior year, he tackled both quarterbacks Pat Sullivan of Auburn and Archie Manning of Ole Miss for safeties. In 1971, he was recognized as a Kodak/AFCA All-American as well as a first-team All-SEC selection by the AP and UPI.

Bert Jones

Quarterback - 1972

UPI, National Editorial Alliance, Kodak/American Football Coaches Association, Time, The Sporting News

Bert Jones possessed as strong an arm as any quarterback in college history. He finished fourth in the balloting for the 1972 Heisman Trophy, won an SEC title as a sophomore and played in three bowl games while compiling a 26-6-1 career mark. He started only two games prior to the next-to-last game of his junior season, but started every one after that. Jones' most notable feats came against Notre Dame in 1971 (28-8), and Ole Miss in 1972 when, with time expired, he threw a touchdown pass to Brad Davis for the 17-16 LSU victory. A 1972 All-American and first-team All-SEC selection, he was the first pick in the 1973 NFL Draft by the Baltimore Colts.

Warren Capone

Linebacker - 1972, 1973

Football Writers Association of America (1972-73), Kodak/American Football Coaches Association (1973)

Warren Capone was another in the long line of Baton Rouge natives who starred at LSU. He played in the Sun, Bluebonnet and Orange Bowls during his years as a starting linebacker. For his efforts, he was named an All-American in 1972 and 1973 as well as first-team All-SEC by the AP in 1972 and both the AP and UPI in 1973. Capone played for Birmingham in the World Football League and the Dallas Cowboys in the Super Bowl. He is the past president of the National "L" Club.

Tyler LaFauci

Guard - 1973

Associated Press, National Editorial Alliance, Walter Camp

During Tyler LaFauci's three-year career, LSU compiled a 27-8-1 mark and participated in three bowl games: Sun, Bluebonnet and Orange. His lack of height didn't inhibit his determination and competitiveness as he excelled both as a pass blocker and a pulling blocker. A 1973 All-American, he was also a first-team All-SEC pick as voted on by the AP and UPI that year. Also a brilliant student, LaFauci went on to postgraduate work and earned a physical therapist degree, a profession he practices in Baton Rouge.

Mike Williams

Cornerback - 1974

Kodak/American Football Coaches Association, The Sporting News, Time
Feisty, aggressive, determined and unyielding; those were the adjectives that best described the play of Mike Williams. Named Sports Illustrated's Back-of-the-Week for his play against Kentucky in 1973, he was also named an All-American by Kodak/AFCA, The Sporting News and Time during the 1974 season.

Charles Alexander

Tailback - 1977, 1978

UPI (1977), Kodak/American Football Coaches Association (1977-78), Football Writers Association of America (1977-78), Walter Camp (1977-78), The Sporting News (1978), National Editorial Alliance (1978)

At the end of a stellar career that included a pair of All-America and All-SEC (AP and UPI) honors, Charles Alexander's name sat atop nine SEC categories, tied for another conference mark and topped 27 LSU records. In two bowl games, he was responsible for 330 yards. Alexander still holds the school records for most rushes in a game (43), most yards in a season (1686) and most yards gained per game in a season (153.3). He was drafted in the first round by Cincinnati and played in the Super Bowl. Alexander was selected to the College Football Hall of Fame in 2012.

Robert Dugas

Offensive Tackle - 1978

Football News

Suffice it to say, Robert Dugas' academic prowess surpassed his athletic ability, which was considerable. He was a member of the self-named "Root Hogs" which cleared the way for many of Charles Alexander's record setting performances. Dugas was named to the Football News' All-America team in 1978, the CoSIDA Academic All-America Team in 1977 and to All-SEC teams both in 1977 and 1978.

James Britt

Cornerback - 1982

National Editorial Alliance

After three seasons, James Britt appeared ready to blossom. But in the second game of the 1981 season against Notre Dame, he intercepted a pass to set up a field goal, and a few minutes later, a broken arm ended his year. He went on to have an outstanding senior season in 1982 that was capped with All-America honors from the National Editorial Alliance. Britt was a second-round pick by the Atlanta Falcons and played there several years before entering a successful business career in the Georgia capital. Named an Academic All-American by CoSIDA in 1982, he was also a first-team All-SEC pick by the AP in 1982.

Albert Richardson

Linebacker - 1982

Football News

Albert Richardson still holds the LSU records for most tackles in a game (21 vs. South Carolina, 1982) and a career (952) and for 21 years, he also held LSU's single-season record for tackles (150, 1981). Named an All-American by the Football News in 1982, Richardson was also selected as a first-team All-SEC performer by the AP and UPI that same year. His genes fitted him for a role in football as his father, Albert, Sr., was a Baton Rouge High School assistant coach.

Eric Martin

Split End - 1983

The Sporting News

A converted running back, Eric Martin compiled a brilliant record during his four years in varsity competition. At one time he was the school record holder in season (52) and career (105) receptions, yards in a single game (209) and most yards in a season (1,064). As a freshman, he was second in the nation in kickoff returns, a total that included a 100-yarder for a touchdown against Kentucky. A 1983 Sporting News All-American, he was also a two-time first-team All-SEC selection. He was inducted into the Louisiana Sports Hall of Fame in 2006.

Lance Smith

Offensive Tackle - 1984

UPI, Kodak/American Football Coaches Association, Football News

Lance Smith's size and quickness ideally suited him as he was named to the SEC All-Freshman team. Smith matured both physically and emotionally during his first two years in Tigertown and was strong as a bull by the time his junior season came around. He earned All-America honors from UPI, Kodak/AFCA and Football News in 1984, in addition to first-team All-SEC honors from the AP and UPI. Later, a third round choice by Phoenix, Smith quickly earned a starting role with the Cardinals.

Michael Brooks

Linebacker - 1985

Associated Press, Scripps-Howard News Service

Michael Brooks stepped in from the very first game and showed his potential. His impressive play on the field earned him All-America honors as a junior and it was thought he would be a cinch to become one of the few two-time All-Americans in LSU history. But a knee injury in the Florida game sidelined Brooks for the remainder of the season. He was named first-team All-SEC in 1985 by the AP, UPI and SEC Coaches. The Denver Broncos drafted him in the third round.

Wendell Davis

Split End - 1986, 1987

Football Writers Association of America (1986-87), The Sporting News (1986-87), Washington Post (1986), College and Pro Football Newsweekly (1986), UPI (1987), Kodak/American Football Coaches Association (1987), Football News (1987), Scripps-Howard News Service (1987)

One of the most prolific receivers in LSU history, two-time All-American Wendell Davis had 100 or more receiving yards in 12 games during his career. He finished his career with a then SEC record 2,708 yards receiving, a mark that still ranks second in LSU history and 17th in SEC history. Davis also still ranks among the top 15 in the SEC in single season receiving yards (1,244), single season receptions (80) and career receptions (183). He was also named a first-team All-SEC pick by the AP, UPI and SEC Coaches in 1987 and 1988 and was later drafted by the Chicago Bears.

Nacho Albergamo

Center - 1987

Associated Press, UPI, Walter Camp, Kodak/American Football Coaches Association, Football Writers Association of America, The Sporting News, Football News, Scripps-Howard News Service

Nacho Albergamo was LSU's most decorated player in 1987. Along with guard Eric Andolsek, they comprised LSU's "A" team which anchored the fearsome Tiger offensive line that helped pave the way to a school record 4,843 offensive yards. Also a quality student, Albergamo was named the 1987 Toyota Leader of the Year and was one of 11 recipients of the 1987 National Football Foundation and Hall of Fame Scholar-Athlete awards. He was twice named an Academic All-American by CoSIDA (1986 and 1987). Also a member of Omicron Delta Kappa leadership fraternity, he maintained a near 3.5 GPA in pre-med/zoology and attended LSU Medical School. Albergamo was also named a first-team All-SEC selection by the AP, UPI and SEC Coaches in 1987. He is currently a doctor of internal medicine in Baton Rouge.

Greg Jackson

Safety - 1988

Gannett News Service

Greg Jackson led the nation in interception return yardage in 1988 after tying the NCAA record with a 100-yard return versus Mississippi State and later adding a 71-yard return for a TD against Tulane. Jackson's 219 interception return yards for the season have only ever been exceeded once in SEC history, by Mississippi's Joe Brodsky's 244 yards in 1956. He also returned punts for LSU, taking back 11 for 99 yards in 1988. Named first-team All-SEC by the AP and SEC Coaches, he was later drafted by the New York Giants.

Kevin Faulk

All-Purpose - 1996

Associated Press

LSU's all-time leading rusher and a three-time All-SEC choice, Kevin Faulk led the SEC in all-purpose yards and ranked No. 2 in the league in rushing as a sophomore. Named an AP All-American as an all-purpose player that year, his 246 yards in the season opener against Houston set an LSU single-game record. Faulk was a consensus All-SEC choice in 1996, 1997 and 1998, and the SEC Freshman Offensive Player of the Year in 1995. He led the SEC in rushing during both his junior and senior seasons and also topped the league in scoring as a senior. He was selected by the New England Patriots in the 1999 NFL draft and was a member of their 2002, 2004 and 2005 Super Bowl Champion teams.

David LaFleur

Tight End - 1996

Walter Camp

An imposing figure who was both a punishing blocker and a fine pass catcher, David LaFleur helped lead a resurgence of LSU football in the 1990s. The Tigers' receptions leader as a senior in 1996, he earned All-America honors from the Walter Camp Foundation that same year and was named All-SEC during both his sophomore and senior seasons. He finished his career with 71 catches for 881 yards and five touchdowns, but he was also instrumental in LSU's place as the top rushing team in the SEC in 1996 because of his blocking abilities. Following his graduation from LSU, he was chosen in the first round of the NFL draft by the Dallas Cowboys.

Alan Faneca

Offensive Guard - 1997

Associated Press, Football Writers Association of America, Walter Camp, The Football News, The Sporting News

A dominating run blocker, Alan Faneca was the first Outland Trophy finalist in LSU history and LSU's first winner of the Jacobs Trophy (given to the best blocker in the SEC) since 1978. Faneca, a 1997 All-America selection, anchored a heralded offensive line that helped pace LSU to SEC rushing titles in 1996 and 1997. Following his junior season, Faneca chose to enter the NFL draft where he was selected in the first round by Pittsburgh and went on to win the 2007 Super Bowl with the Steelers. He retired from the NFL following the 2010 season.

Chad Kessler

Punter - 1997

Associated Press, American Football Coaches Association, The Football News, Walter Camp, The Sporting News

Chad Kessler became the first player in college football history to average over 50.0 yards per punt for a full season. He was an All-SEC choice his sophomore year and, after an average junior season, he exploded onto the national scene as the country's top punter. An excellent student, he finished his career with a 3.91 GPA and was named a first-team Academic All-American. Kessler signed a free agent contract with Tampa Bay out of LSU and then decided to pursue a career in medicine. He is now a doctor of Otolaryngology in Charlotte, N.C.

Todd McClure

Center - 1998

American Football Coaches Association

An All-American and two-time All-SEC center, Todd McClure also served as LSU's offensive team captain. LSU rolled to a 25-12 record with McClure as the starting center, a role he assumed beginning midway through his freshman year. He played an integral role in LSU's team rushing in 1996 and 1997. McClure was selected by the Atlanta Falcons in the 1999 NFL Draft.

Anthony McFarland

Noseguard - 1998

Associated Press, The Football News

One of LSU's most outstanding and colorful linemen in 1998, Anthony McFarland earned All-America honors from the Associated Press and Football News that year. A four-year starter and a defensive co-captain as a senior, he finished his career ranked sixth in LSU history in quarterback sacks with 17. He was a first-team All-SEC pick as a senior, a second-team selection as a sophomore, the Defensive MVP of the 1996 Peach Bowl and the 1995 SEC Freshman Co-Defensive Player of the Year. McFarland was drafted as the 15th overall pick in the 1999 NFL Draft by Tampa Bay and won two Super Bowl rings - one with the Buccaneers and one with the Indianapolis Colts.

Josh Reed

Wide Receiver - 2001

Walter Camp, Associated Press, Football Writer's Association, American Football Coaches Association, The Sporting News, ABC Sports online, SportsIllustrated.com

Josh Reed re-wrote both the LSU and SEC record books in 2001 as he caught a school-record 94 passes for an SEC-record 1,740 yards on his way to becoming a consensus first-team All-American. Reed led the nation in both receiving yards and yards per game. Reed, who won the Biletnikoff Award as a junior in 2001, wrapped up his career as the SEC's all-time leader in receiving yards. In his final game in an LSU uniform, Reed set Sugar Bowl records with 14 receptions for 239 yards and a pair of touchdowns in the Tigers' 47-34 victory over Illinois. Reed capped his career by setting 17 school, SEC or Sugar Bowl records as a junior. He was drafted by the Buffalo Bills in the second round.

Bradie James

Linebacker - 2002

American Football Coaches Association, The Sporting News, CBS Sportsline

Bradie James capped his career as one of the most outstanding student-athletes in LSU football history. As a senior in 2002, James earned first-team All-America honors and was named a National Scholar-Athlete by the National Football Foundation. He finished his career ranked second in LSU history with 418 tackles, which included a school-record 154 in 2002. James earned first-team All-SEC honors twice and was also named the Defensive MVP of the 2000 Peach Bowl. He was drafted by the Dallas Cowboys in the fourth round.

Stephen Peterman

Offensive Guard - 2003

SportsIllustrated.com, ESPN.com, The Sporting News

One of the nation's top offensive linemen as a senior in 2003, Stephen Peterman put the finishing touches on his LSU career by being selected a first-team All-American by three publications - SportsIllustrated.com, ESPN.com and The Sporting News. A three-year starter on the offensive line, Peterman played in 48 games, including 29 starts. In a season that culminated with LSU winning the national title, Peterman allowed only one sack while being whistled for just nine penalties in all of 2003. He was drafted in the third round by the Dallas Cowboys.

Chad Lavalais

Defensive Tackle - 2003

Walter Camp, Associated Press, Football Writer's Association of America, SportsIllustrated.com, ESPN.com, The Sporting News

The anchor on the LSU defense in 2003, Chad Lavalais was the driving defensive force behind the Tigers' run to the 2003 BCS National Championship. Lavalais, a finalist for both the Nagurski and Outland Awards, earned first-team All-America honors from six publications, while also being named the SEC's Defensive Player of the Year by the league's coaches. Lavalais earned National Defensive Player of the Year honors from The Sporting News after leading an LSU defense that ranked first in the country in scoring and total defense. He went on to be drafted in the fifth round by the Atlanta Falcons.

Skyler Green

Return Specialist - 2003, 2005

SportsIllustrated.com, ESPN.com (2003), Rivals.com (2005)

The first punt Skyler Green returned in college resulted in a 62-yard touchdown against Arizona in week two of the 2003 season. By the time Green's career had come to an end, he had set an LSU record by returning four punts for touchdowns on his way to earning first-team All-America honors in both 2003 and 2005. Green led the nation in punt returns as a sophomore in 2003 with an 18.5 average. For his career, Green finished first in LSU history in punts returned for a TD (4) and second in punt return yards (1,064). He was drafted in the fourth round by the Dallas Cowboys.

Corey Webster

Cornerback - 2003, 2004

American Football Coaches Association (2003-04),

The Sporting News (2004)

One of the nation's top cover cornerbacks as a junior and senior, Corey Webster became LSU's first two-time first-team All-American since Wendell Davis in 1986-87. Webster capped his career in 2004 by earning first-team All-America honors from the American Football Coaches Association and The Sporting News. As a senior, Webster recorded 33 tackles and two interceptions for the nation's No. 3 rated defense. Originally signed as a wide receiver, Webster played his first season with the Tigers on offense before making the switch to the secondary prior to his sophomore season. Webster tied an LSU single game record with three interceptions against Florida in 2002 and he holds the school record in passes defended with 49. He was drafted in the second round by the New York Giants and has won two Super Bowl rings.

Marcus Spears

Defensive End - 2004

Walter Camp, Associated Press, American Football Coaches Association

Marcus Spears capped his LSU career in grand fashion, earning first-team All-America honors from the Walter Camp Foundation, the Associated Press and the American Football Coaches Association in 2004. As a senior, Spears led a Tiger defense that ranked No. 3 in the nation with 17 tackles for losses and nine sacks. He also recorded 49 tackles for LSU in 2004 and returned an interception 35 yards for a touchdown. Spears' LSU career concluded with 19 sacks, which ranks fifth in school history, and 34.5 tackles for loss, which ranks seventh at the school. He was the 20th overall pick by the Dallas Cowboys.

Ben Wilkerson

Center - 2004

American Football Coaches Association, The Sporting News

A starter at center for the best four-year stretch in school history, Ben Wilkerson capped his career with the Tigers by earning first-team All-America honors in 2004 from both the American Football Coaches Association and The Sporting News. In addition to his All-America honors, Wilkerson was also named the co-recipient of the Rimington Trophy, which is presented annually to the top center in college football. Wilkerson did all of this as a senior despite having his final season with the Tigers cut short due to a knee injury. In four years with the Tigers, Wilkerson was a mainstay on the offensive line, helping LSU to a 33-8 mark in his 41 career starts at center.

Kyle Williams

Defensive Tackle - 2005

Rivals.com

The anchor on the LSU defensive line as a senior in 2005, Kyle Williams earned first-team All-America honors from Rivals.com. In 2005, Williams recorded 61 tackles, 7.5 tackles for losses and 4.5 sacks. He also had 21 QB hurries and batted down five passes at the line of scrimmage. He was drafted in the fifth round by the Buffalo Bills.

Claude Wroten

Defensive Tackle - 2005

Collegefootballnews.com

Considered one of the most dominant defensive linemen in college football in 2005, Claude Wroten teamed with fellow defensive tackle Kyle Williams to give LSU a pair of All-America defensive tackles. Wroten capped his senior year with 49 tackles and a team-best 10.5 tackles for loss. He was a third round pick of the St. Louis Rams in the NFL Draft.

LaRon Landry

Free Safety - 2006

Associated Press, American Football Coaches Association

Considered one of the best defensive backs in all of college football in 2006, LaRon Landry became LSU's then-highest drafted defensive player in school history when he was selected as the No. 6 overall pick in the 2007 NFL Draft. A four-year starter that capped his career with 48 consecutive starts, Landry was named a first-team All-American and a semifinalist for the Thorpe Award during his senior season. Landry finished his LSU career ranked No. 2 in school history in passes broken up and tied for No. 3 in interceptions with 40 and 12, respectively.

Glenn Dorsey

Defensive Tackle - 2006, 2007

Associated Press (2006, 2007), American Football Coaches Association (2006, 2007) CBSsportsline.com (2006, 2007), SportsIllustrated.com (2006, 2007), Rivals.com (2006), Walter Camp (2007), ESPN.com (2007), The Sporting News (2007),

Football Writers Association of America (2007)

Glenn Dorsey capped his career as the most decorated defender in school history, earning numerous national awards and All-America honors as both a junior and senior before becoming the highest drafted defensive player in school history as the fifth pick of the 2008 NFL Draft by the Kansas City Chiefs. A consensus All-American in 2007, Dorsey anchored an LSU defense that rated No. 3 nationally in yards allowed in both 2006 and 2007. Dorsey was also named the winner of the Outland, Nagurski, Lombardi and Lott Awards following his senior season in 2007. Dorsey led the Tigers to the 2007 national title.

Ali Highsmith

Linebacker – 2007

CBSsportsline.com

A three-year starter, Ali Highsmith earned first-team All-America honors from CBSsportsline.com following his senior season in 2007. Highsmith played a key role for an LSU defense that ranked among the top 10 in the nation in total defense, pass defense and turnovers gained. For the year, Highsmith recorded 101 tackles and 9.0 tackles for loss.

Craig Steltz

Safety – 2007

Associated Press, Walter Camp, Football Writers Association of America, CBSsportsline.com, SI.com, Rivals.com

Craig Steltz made the most of his first full season as a starter at safety, earning numerous All-America honors as well as being named one of three finalists for the Thorpe Award in 2007. Steltz tied an LSU record with three interceptions against Mississippi State in 2007. Steltz went on to lead the Tigers with 101 tackles and his six interceptions ranked first in the SEC. He was a fourth-round draft pick of the Chicago Bears.

Herman Johnson

Offensive Line – 2008

Associated Press

Herman Johnson capped his career at LSU by being named a first team All-America by the Associated Press following his senior season in 2009. As a senior, Johnson started all 13 games at left guard for the Tigers as he helped anchor an offensive line that blocked for 1,000-yard rusher Charles Scott. Johnson played a total of 889 snaps from scrimmage and finished second on the team with 62 knockdowns.

Patrick Peterson

Cornerback – 2010

Associated Press, American Football Coaches Association, Football Writers Association of America, Sporting News, Walter Camp, CBSsports.com, SI.com

The most decorated defensive back in school history, Patrick Peterson was a consensus All-America as a junior for the Tigers in 2010. Peterson, who also won both the Thorpe and Bednarik Awards, led an LSU defense that ranked among the top 10 nationally in four categories. Peterson was also a special teams standout, earning SEC Player of the Year honors for his return ability. Peterson, who helped the Tigers to an 11-2 overall mark and a Cotton Bowl victory in 2010, was picked fifth overall in the 2011 NFL Draft by the Arizona Cardinals.

Josh Jasper

Placekicker – 2010

Football Writers Association of America (2010),

Sporting News

The first consensus All-America placekicker in school history, Josh Jasper led the nation in field goals with 28 as a senior in 2010. Jasper set the LSU single-game record for field goals with five against Mississippi State in 2010 on his way to earning first-team All-SEC honors. Jasper finished his career as the all-time LSU leader in field goal percentage (.839). His 28 field goals in 2010 shattered the LSU single-season record.

Drake Nevis

Defensive Tackle – 2010

CBSsports.com

Drake Nevis continued an LSU defensive line tradition by being named first-team All-America by CBSsports.com after leading the Tigers to an 11-2 mark and a Cotton Bowl victory over Texas A&M. Nevis, a first-team All-SEC pick as a senior, recorded 56 tackles, 13.0 tackles for losses and six sacks for an LSU defense that ranked among the best in the nation. Nevis became the fifth LSU defensive tackle since 2001 to earn first-team All-America honors. He was selected in the third round of the 2011 NFL Draft by the Indianapolis Colts.

Will Blackwell

Offensive Guard – 2011

ESPN.com, Rivals.com, Sporting News, Yahoo Sports

Will Blackwell became the first LSU offensive lineman in four years to earn first team All-America honors, anchoring a line that spearheaded one of the nation's most prolific rushing attacks. Blackwell earned a spot on Sporting News and Yahoo Sports' All-America teams. He made 10 starts at left guard and four at right guard, recording team highs in snaps (833) and knockdowns (112.5).

Morris Claiborne

Cornerback – 2011

AFCA, Associated Press, College Football News, CBSSports.com, ESPN.com, FWAA, SI.com, Sporting News, Walter Camp, Yahoo Sports

For the second year in a row, LSU was the home of the nation's top cornerback as Morris Claiborne claimed the Thorpe Award in 2011. A consensus first-team All-American, Claiborne tallied 51 tackles and six interceptions as a senior while leading the nation in interception return yards with 173. Claiborne also doubled as a return specialist. He finished his career tied for sixth in LSU career interceptions (11) and second in interception return yards (274). Claiborne was LSU's highest drafted player in 2012, going No. 6 overall to the Dallas Cowboys. It marked the first time since the NFL's merger that a school produced the top defensive back selection in consecutive drafts.

Tyrann Mathieu

Cornerback, Return Specialist – 2011

Associated Press, College Football News, CBSsports.com, ESPN.com, FWAA, SI.com, Sporting News, Walter Camp, Yahoo Sports

An electrifying player with tremendous heart, Tyrann Mathieu became a fan favorite in 2011 with his uncanny ability to make big plays. Mathieu earned first-team All-America honors as both a cornerback and return specialist in helping LSU reach the BCS National Championship Game. The winner of the Bednarik Award as the nation's top defender, Mathieu led the Tigers with 76 tackles to go with six forced fumbles, five fumble recoveries and two interceptions. He also returned punts for touchdowns in wins over Arkansas and Georgia. Mathieu finished fifth in the Heisman Trophy balloting.

Sam Montgomery

Defensive End – 2011

FWAA

An intimidating presence at defensive end, Sam Montgomery had a breakout season as a sophomore in 2011. Coming off a knee injury a season prior, Montgomery ranked sixth in the SEC in sacks (9.0) and eighth in tackles for loss (15.0). He finished the year with 49 total tackles and four quarterback hurries. Montgomery was a standout on a run defense that led the SEC in sacks and tackles for loss and ranked in the top 15 nationally in those categories as well. He was drafted in the third round by the Houston Texans following his junior year of 2012.

Brad Wing

Punter – 2011

Associated Press, CBSsports.com, SI.com, Sporting News

In his first collegiate season, Brad Wing became just the second first-team All-America punter for LSU and the first since 1997. The Australian native led the SEC in percentage of punts downed inside the 20-yard line as he placed 27-of-59 (46 percent) inside the 20. He allowed only six return yards during the regular season and he boomed the third-longest punt in school history with a 73-yarder at Alabama.

Kevin Minter

Linebacker – 2012

Sports Illustrated

In 2012, Kevin Minter delivered one of the best seasons by a linebacker in LSU history. The first-team All-American finished his junior year with 130 tackles, representing the fourth-highest total in program history and 14th nationally. Minter tallied a team-best 15.0 tackles for loss, which ranked ninth in LSU single-season annals. He concluded his career with an LSU bowl game record 19 tackles in the Chick-fil-A Bowl, which ranked eighth in college bowl game history. His 17 solo tackles earlier in the season at Florida shattered an LSU record and were the most by an NCAA player all season. He was taken in the second round (No. 45) of the 2013 NFL Draft by the Arizona Cardinals.

Eric Reid

Safety – 2012

AFCA, AT&T ESPN, ESPN.com, FWAA, Scout.com

Eric Reid – a standout player on and off the field – was recognized by six media outlets as a first-team All-American, becoming the first LSU safety since Craig Steltz (2007) to do so. Reid finished third on the team in tackles in 2012 with 91, and he was the leader of the Tiger secondary that ranked among the nation's best in points allowed and total yards. He concluded his career with 10 tackles and a recovered fumble in the Chick-Fil-A Bowl. Following his junior season, Reid was chosen in the first round of the 2013 NFL Draft by the San Francisco 49ers with the No. 18 overall pick.

Odell Beckham Jr.

Kick Returner, All-Purpose – 2013

FWAA, CBSsports.com

One of the most dynamic players in LSU history, Odell Beckham Jr. established himself as a threat to score every time he touched the football. As a junior in 2013 he shattered the LSU single-season record for most all-purpose yards with 2,315, breaking the previous best of 2,120 by Domanick Davis in 2002. Beckham Jr. recorded 1,152 receiving yards, 845 yards on kickoff returns, 160 punt return yards, 100 yards on a missed field goal return for a touchdown and 58 rushing yards during the 2013 season. He was recognized as a first-team All-America kick returner by the Football Writers Association of America and a first-team All-America all-purpose player by CBSsports.com. Beckham Jr. was selected with the 12th overall pick in the first round of the 2014 NFL Draft.

Leonard Fournette

Running Back – 2015

Associated Press, CBSsports.com, ESPN.com, FWAA, Walter Camp

Leonard Fournette staked his claim as one of the nation's best players with a record-breaking sophomore season in 2015. Fournette led the nation with an LSU single-season record 162.8 yards rushing per game. He also set LSU single-season rushing records with 1,953 yards and 22 touchdowns as he averaged 6.5 yards per carry. Fournette became a consensus All-American when honored by the AP, FWAA and Walter Camp as a first-team running back. He was selected by the Jacksonville Jaguars in the 2016 NFL Draft by the Jacksonville Jaguars.

Jalen Mills

Safety – 2015
CBSSports.com

A four-year starter in the LSU secondary, Jalen Mills made his mark at both cornerback and safety with 46 career starts during his career, finishing with 216 tackles, 8.0 tackles for loss, six interceptions, 16 pass breakups and 4.0 sacks. Limited by injury in his senior season, Mills still recorded 30 tackles, including a season-best nine at Alabama. He was selected in the seventh round of the 2016 NFL Draft by the Philadelphia Eagles.

Jamal Adams

Defensive back – 2016
Pro Football Focus, CBSSports.com

One of the most talented defensive backs in school history, Jamal Adams capped his career at LSU earning first team All-America honors as a junior in 2016 when he helped the Tigers lead the nation by allowing only 16 touchdowns all season. Adams, who started 26 games in his career, was a key member of a LSU defense that ranked in the Top 10 in the nation in yards allowed per game in 2015 and 2016. He wrapped up his career with 209 tackles, 17.5 tackles for loss and five interceptions and was named a permanent Team Captain for the 2016 squad.

Ethan Pocic

Center – 2016
FWAA

A three-year starter on the offensive line and a permanent Team Captain for the Tigers in 2016, Ethan Pocic became the first center to earn first team All-America honors for LSU since 2004. Pocic anchored an offensive line in 2016 that helped pave the way for LSU and Leonard Fournette, each of which broke the LSU single-game rushing record in 2016. Pocic started 37 games during his career and he was named the SEC Offensive Lineman of the Week a school-record five times.

Tre'Davious White

Defensive Back – 2016
Walter Camp, AFCA

A finalist for the prestigious Thorpe Award as the nation's top defensive back, Tre'Davious White was one of two first team All-America selections in the secondary for the Tigers in 2016. Wearing No. 18 as both a junior and senior, White started 47 games in his career and registered 167 tackles, 34 pass breakups, and scored four touchdowns for the Tigers. As a senior, White had 34 tackles and was considered the most difficult cornerback in college football to complete a pass against. White was named a permanent Team Captain for the 2016 Tigers and played in the Senior Bowl.

Grant Delpit

Safety – 2018, 2019
2018 Unanimous All-American

Associated Press, AFCA, FWAA, Sporting News, Walter Camp (2018)
CBSSports.com, AFCA, Sporting News, Walter Camp (2019)

A first team All-American in 2018 and 2019, Grant Delpit claimed the Thorpe Award as the top defensive back in college football following his junior season in 2019. A three-year starter in the secondary for the Tigers, he was one of the most productive defensive backs in school history with 199 tackles, 17.5 tackles for loss, seven sacks and eight interceptions. The 2018 Jack Tatum Award winner was the ninth player in school history to earn unanimous All-America honors. He was chosen with selected in the second round (No. 44) of the 2020 NFL Draft by the Cleveland Browns.

Devin White

Linebacker – 2018
Walter Camp, AP, Sporting News, AFCA

Considered one of the best players in LSU history, Devin White was named a consensus first team All-America following his junior season in 2018. White was LSU's first winner of the Butkus Award as college football's top linebacker in 2018 and the highest drafted linebacker in LSU history when he was selected in the first round by the Tampa Bay Buccaneers with the No. 5 pick. A tremendous leader who was twice named permanent team captain for LSU in 2017 and 2018, White was a complete package for an inside linebacker with great range and instincts and a knack for finding the football. White finished his career with 286 total tackles, 29.0 tackles for loss and 8.5 sacks while responsible for nine turnovers – four fumble recoveries, four forced fumbles and an interception.

Greedy Williams

Defensive Back – 2018
Walter Camp, Football Writers, AFCA

Tremendous cover corner that capped his LSU career as a finalist for the Thorpe Award as the nation's top defensive back. Williams earned first team All-America honors when honored by Walter Camp, Football Writers and American Football Coaches Association. Played in 24 games with 24 starts during his LSU career and led the SEC in interceptions in 2017 with six. Williams finished his career with eight interceptions, 71 tackles and 28 passes defended. He was selected in the second round (No. 46) by the Cleveland Browns in the 2019 NFL Draft.

Joe Burrow

Quarterback – 2019
AFCA, AP, CBSSports.com, ESPN, FWAA, Pro Football Focus, Sporting News, Sports Illustrated The Athletic, USA Today, Walter Camp

Joe Burrow set numerous NCAA, SEC and LSU records on his way to becoming the most decorated player in LSU football history and only the second Heisman Trophy winner in school history. Burrow became the first quarter and 10th player in school history to earn unanimous All-America honors. The LSU graduate won nearly every national award in 2019 and guided the Tigers to a 15-0 record and CFP National Championship. Burrow was selected with the No. 1 overall pick in the 2020 NFL Draft by the Cincinnati Bengals.

Ja'Marr Chase

Wide Receiver – 2019
AFCA, AP, Athletic, CBSSports.com, ESPN, FWAA, Sporting News, Sports Illustrated, USA Today, Walter Camp

Ja'Marr Chase became the most decorated wide receiver in school history and won the 2019 Biletnikoff Award. The 11th player in LSU history and first wide receiver to become a unanimous All-American. Chase set the SEC record for receiving touchdowns in a season with 20 and receiving yards in a season with 1,780. Chase was the first receiver in LSU history with three 200-yard games in a season and led the nation in receiving touchdowns and yards.

Derek Stingley Jr.

Defensive Back – 2019, 2020
AFCA, AP, Athletic, CBSSports.com, ESPN, Sports Illustrated, Sporting News, USA Today


Derek Stingley Jr. became the 12th player in LSU history to earn first team All-America honors twice in a career. He produced arguably the most impactful true freshman season in LSU history and the most decorated rookie in the history of the program. The Baton Rouge native started all 15 games at cornerback, earning consensus All-America honors in 2019. The shutdown corner totaled six interceptions, 15 pass breakups and 38 tackles.

National Football Foundation Scholar-Athlete Award

In 1959, The National Football Foundation unveiled an entirely new concept in college football -- it's National Scholar-Athlete program. In the history of American sports, this was the first time an organization honored football players, not only for their athletic ability, but also for their academic and civic leadership. The Foundation's National Scholar-Athlete Awards program consists of graduate fellowships that are awarded on an annual basis to a select group of college football players in their senior year of eligibility who have demonstrated outstanding academic success, exemplary community leadership and superior football performance. LSU has had eight players named as a National Football Foundation Scholar-Athlete, including Rudy Niswanger, who claimed the 2005 William V. Campbell Trophy, which goes to college football's most outstanding student-athlete.



RUDY NISWANGER
CENTER, 2005
WILLIAM V. CAMPBELL
TROPHY



ROBERT DUGAS
 OFFENSIVE TACKLE, 1978




JAMES BRITT
 CORNERBACK, 1982



NACHO ALBERGAMO
 CENTER, 1987




SOL GRAVES
 QUARTERBACK, 1990



CHAD KESSLER
 PUNTER, 1997




BRADIE JAMES
 LINEBACKER, 2002



RODNEY REED
 OFFENSIVE TACKLE,
 2003

Academic All-Americans


PRESENTED BY:
 College Sports Information
 Directors of America (CoSIDA)





MICKY MANGHAM
 END
 1959 - First Team




CHARLES "BO" STRANGE
 CENTER
 1960 - First Team



BILLY BOOTH
 TACKLE
 1961 - First Team



JAY MICHAELSON
 KICKER
 1971 - First Team




TOMMY BUTAUD
 DEFENSIVE TACKLE
 1971 - Second Team



CHARLES WILLIAMSON
 TIGHT END
 1972 - Second Team



TYLER LAFAUCI
 GUARD
 1973 - First Team




JOE WINKLER
 DEFENSIVE BACK
 1973 - First Team




BRAD DAVIS
 RUNNING BACK
 1974 - First Team



JIMMY KNECHT
 DEFENSIVE BACK
 1974 - Second Team



ROBERT DUGAS
 OFFENSIVE TACKLE
 1977 - First Team



BENJY THIBODEAUX
 DEFENSIVE TACKLE
 1980 - Second Team



JAMES BRITT
 CORNERBACK
 1982 - Second Team



ALAN RISHER
 QUARTERBACK
 1982 - Second Team




JUAN BETANZOS
 PLACEKICKER
 1984 - First Team




NACHO ALBERGAMO
 CENTER
 1986-87 - Second Team



MIKE BLANCHARD
 CENTER
 1994 - First Team
 1993 - Second Team



CHAD KESSLER
 PUNTER
 1997 - First Team



RODNEY REED
 OFFENSIVE TACKLE
 2001 - Second Team
 2002, 2003 - First Team



MATT MAUCK
 QUARTERBACK
 2003 - Second Team



RUDY NISWANGER
 OFFENSIVE LINE
 2004, 2005 - First Team



JOHN DAVID MOORE
 FULLBACK
 2017 - First Team

1957
Al Acoino, T (Sr.)

1958
Mickey Mangham, E (Fr.)
Charles Strange, T (So.)

1959
Mickey Mangham, E (So.)
Charles Strange, T (Jr.)

1960
Mickey Mangham, E (Jr.)
Charles Strange, C (Sr.)

1961
Billy Booth, T (Sr.)
Tommy Neck, B (Sr.)

1962
Bob Flurry, E (Sr.)

1963
Danny Neuman, E (Sr.)

1964
White Graves, S (Sr.)

1965
Charles Moore, HB (Sr.)

1966
Jerry Joseph, S (Sr.)

1967
Jerry Guillot, G (Jr.)
Jack Dyer, T (Sr.)

1968
Jerry Guillot, G (Sr.)
John Sage, G (So.)

1969
Lonnie Myles, E (Sr.)
James Earley, HB (Sr.)

1970
John Sage, T (Sr.)
Ronnie Estay, T (Jr.)
Lloyd Frye, LB (Jr.)
Bill Norsworthy, S (Sr.)

1971
Chuck Williamson, TE (Jr.)
Charles Stuart, T (Sr.)
Jay Michaelson, KS (Sr.)
Tommy Butaud, T (Jr.)
Lloyd Frye, LB (Sr.)

1972
Chuck Williamson, TE (Sr.)
Lloyd Daniel, G (Sr.)
Brad Davis, RB (So.)
Tommy Butaud, T (Sr.)
Pepper Rutland, LB (Sr.)

1973
Tom Strickland, T (Sr.)
Tyler LaFauci, G (Sr.)
Logan Killen, C (Sr.)
Joe Winkler, S (Sr.)

1974
Brad Davis, RB (Sr.)
Ron Daily, E (Sr.)
Jimmy Knecht, CB (Jr.)

1975
Bruce Hemphill, E (Jr.)
Greg Bienville, C (Sr.)
Steve Cassidy, T (Sr.)
A.J. Duhe, T (Jr.)
Clinton Burrell, DB (So.)

1976
Roy Stuart, OG (Sr.)
Terry Robiskie, RB (Sr.)
Mike Leonard, CB (Sr.)
Ronnie Barber, S (Sr.)

1977
Robert Dugas, T (Jr.)
Chris Rich, G (Sr.)
Steve Ripple, LB (Sr.)

1978
Robert Dugas, T (Sr.)
Chris Rich, G (Sr.)
Jay Whitley, C (Sr.)

1979
John Ed Bradley, C (Sr.)
James Britt, DB (So.)
Tom Tully, OG (So.)

1980
James Britt, CB (Jr.)
Tracy Porter, FLK (Jr.)
Benjy Thibodeaux, DT (Sr.)

1981
Gene Lang, TB (So.)
David Koch, OG (Sr.)
Bob Smith, OT (Sr.)

1982
Juan Betanzos, PK (So.)
James Britt, CB (Sr.)
Alan Risher, QB (Sr.)

1983
John Fritchie, OLB (Sr.)
Juan Betanzos, PK (Jr.)

1984
Juan Betanzos, PK (Sr.)
John Hazard, OT (So.)
Brian Kinchen, TE (So.)
Keith Melancon, OG (Jr.)

1985
Keith Melancon, OG (Sr.)
Nacho Albergamo, C (So.)
Jeff Wickersham, QB (Sr.)

1986
Nacho Albergamo, C (Jr.)
Jamie Bice, S (So.)
Keith Melancon, OG (Sr.)

1987
Nacho Albergamo, C (Sr.)
Jamie Bice, S (Jr.)
Sol Graves, QB (Fr.)

1988
Jamie Bice, S (Sr.)
Jay Egloff, FB (Jr.)
Sol Graves, QB (So.)

1989
Paul Ernst, TE (So.)
Jay Egloff, FB (Sr.)
Sol Graves, QB (Jr.)
Oliver Lawrence, OLB (Sr.)
John Morgan, DL (So.)
Reggie Walker, ILB (So.)
Scott Wharton, NG (So.)

1990
Paul Ernst, TE (So.)
Sol Graves, QB (Sr.)
Mike Hewitt, OLB (So.)
Chad Loup, QB (So.)
John Morgan, DT (Jr.)
Scott Wharton, NG (Jr.)

1991
Harold Bishop, TE (So.)
Mike Blanchard, C (Fr.)
Mike Hewitt, OLB (So.)
Chad Loup, QB (So.)
Mike Marx, OL (Jr.)
Dermiel McCorvey, S (Jr.)
John Morgan, DT (Jr.)
Jason Rector, S (So.)
Brad Strohm, QB (So.)
Pedro Suarez, PK (Jr.)
Reggie Walker, ILB (Sr.)
Scott Wharton, NG (Sr.)

1992
Mike Blanchard, C (So.)
Michael Garrett, RB (Sr.)
Frank Godfrey, C (Sr.)
Mike Hewitt, ILB (Jr.)
Chad Loup, QB (Jr.)
John Mawae, DT (Sr.)
Dermiel McCorvey, S (Sr.)
John Morgan, DT (Sr.)
Gary Pegues, CB (Jr.)

1993
Mike Blanchard, C (Jr.)
John Booker, OLB (Grad.)
Mike Hewitt, ILB (Sr.)
Chad Loup, QB (Sr.)
John Malagarie, ILB (Sr.)

1994
Mike Blanchard, C (Sr.)
Andre Guerin, FB (Jr.)
Chad Kessler, P (Fr.)
Gabe Northern, DE (Jr.)
Adam Perry, OG (Fr.)
Casey Taber, QB (Fr.)
Mark Walker, P (Fr.)
Mark Workman, DS (Fr.)
Rodney Young, CB (Sr.)

1995
Chad Kessler, P (So.)
Andre' Lafleur, PK (Sr.)
Gabe Northern, DE (Sr.)
Kris Perret, TE (So.)
Adam Perry, OG (Jr.)
Casey Taber, QB (So.)
Tom Turner, OT (Graduate)

1996
Melvin Hill, F-B (Jr.)
Chad Kessler, P (Sr.)
Kris Perret, SN (Sr.)
Adam Perry, OG (Jr.)
Wade Richey, PK (Jr.)
Brandon Smith, PK (Jr.)
Casey Taber, F-B (Jr.)
Denard Walker, CB (Sr.)
Chuck Wiley, DT (Jr.)

1997
Joseph Barreca, DT (Jr.)
Danny Boyd, PK (So.)
Ben Wilkerson, C (Jr.)
Chad Kessler, P (Sr.)
Adam Perry, OG (Sr.)
Thomas Rathmann, DB (Jr.)
Wade Richey, PK (Sr.)
Brandon Smith, P (Sr.)
Casey Taber, F-B (Sr.)

1998
Tommy Banks, FB (So.)
Danny Boyd, PK (Jr.)
Daniel Desselte, WR (Jr.)
Kris Kessler, PK (So.)
Brandon Smith, PK (Sr.)
Andy Stroup, WR (Jr.)
Louis Williams, OT (So.)
Jeremy Witten, P (Jr.)

1999
Tommy Banks, FB (Jr.)
Muskingum Barnes, NG (So.)
Danny Boyd, PK (Sr.)
Billy Dressler, P (Jr.)
Kris Kessler, PK (Jr.)
Andy Stroup, WR (Sr.)
Charles Thomas, DT (Jr.)
Louis Williams, OT (Jr.)
Jeremy Witten, P (Sr.)
Bob Wynne, OT (So.)

2000
Tommy Banks, FB (Sr.)
Trev Faulk, LB (So.)
Donnie Jones, P (Fr.)
Kris Kessler, P (Sr.)
Kyle Kippes, DE (Jr.)
Chad Lewis, PK (So.)
Rodney Reed, OL (Fr.)
Oliver Smith, CB (Sr.)
Charles Thomas, DE (Jr.)
Louis Williams, C (Sr.)
Bob Wynne, OL (So.)
Wendell York, SNP (So.)
John Young, OL (So.)

2001
Trev Faulk, LB (Jr.)
Bradie James, LB (Jr.)
Donnie Jones, P (So.)
Kris Kessler, PK (Sr.)
Chad Lewis, PK (Jr.)
Rodney Reed, OT (So.)
Charles Thomas, DL (Sr.)
Roger Williams, WR (Sr.)
Bob Wynne, OL (Jr.)
Wendell York, SNP (Jr.)

2002
Ross Cockrell, P (Sr.)
Jimmy Courtenay, OL (Sr.)
Trev Faulk, LB (Sr.)
Randall Gay, CB (Jr.)
Jack Hunt, FS (Jr.)
Brandon Hurley, FB (So.)
Donnie Jones, P (Jr.)
Kris Kessler, PK (Sr.)
Kyle Kippes, DE (Sr.)
Chad Lewis, PK (Sr.)
Matt Mauck, QB (Jr.)
Ryan Miles, P (Sr.)
Rudy Niswanger, OL (So.)
Ryan O'Neal, FB (Sr.)
Rodney Reed, OT (Jr.)
Jeremy Shealy, DB (Sr.)
Wendell York, SNP (Sr.)

2003
Ty Barrett, WR (Sr.)
Harold Bicknell, OL (Jr.)
Andre Boagni, PK (So.)
Alley Broussard, RB (Fr.)
Dorsett Buckels, LB (Jr.)
Michael Clayton, WR (Jr.)
Steve Damen, SNP (Jr.)

2004
Harold Bicknell, OL (Sr.)
Andre Boagni, PK (Jr.)
Terrell Clayton, WR (So.)
Mitt Cole, TE (Fr.)
Josh Dicharry, OL (Jr.)
Early Doucet, WR (Fr.)
Peter Dyakowski, OL (Jr.)
Schirra Fields, WR (Sr.)
Ryan Gaudet, PK (Jr.)
Brett Helms, OG (Fr.)
Greg Hercules, DB (Sr.)
Shawn Jordan, FB (So.)
LaRon Landry, FS (So.)
Ryan Miller, OL (Fr.)
Rudy Niswanger, OL (Sr.)
Gant Petty, SNP (Sr.)
Luke Sanders, LB (Fr.)
Craig Steltz, DB (Fr.)
Justin Vincent, RB (So.)
Brian West, DE (Fr.)
Garrett Wibel, OL (Jr.)
Ryan Willis, DE (So.)
Andrew Wright, TE (So.)
Keith Zinger, TE (So.)

2005
Rahim Alem, DE (Fr.)
Kyle Anderson, TE (Fr.)
Darry Beckwith, LB (Fr.)
Ciron Black, OL (Fr.)
Andre Boagni, PK (Sr.)
Dwayne Bowe, WR (Jr.)
Mitt Cole, TE (So.)
Dave Davis, OL (Jr.)
Josh Dicharry, OL (Jr.)
Schirra Fields, WR (Sr.)
Matt Flynn, QB (So.)
Ryan Gaudet, PK (Jr.)
Lyle Hitt, DT (Fr.)
Max Holmes, C (So.)
R.J. Jackson, RB (Fr.)
Shawn Jordan, FB (So.)
Brandon Lafell, WR (Fr.)
Brandon Ledgister, FB (So.)
Alonzo Manuel, DE (Jr.)
Micah Metralier, LB (So.)
Rudy Niswanger, C (Graduate)

2006
Jeremy Bunting, QB (So.)
Mitt Cole, TE (Jr.)
Peter Dyakowski, OT (Sr.)
Ryan Gaudet, PK (Sr.)
Josh Graham, PK (So.)
Lyle Hitt, DT (So.)
Max Holmes, OL (Jr.)
Chris Jackson, PK (Sr.)
Tremaine Johnson, DE (So.)
J.D. Lott, TE (Fr.)
Cole Louviere, OL (Jr.)
Micah Metralier, LB (Jr.)
Carlos Rachel, WR (Sr.)
Robert Smith, OL (Jr.)
Mark Snyder, OL (Fr.)
Josh Stoltz, LB (So.)
Ryan Willis, DE (Sr.)
Andrew Wright, TE (So.)
Anthony Zehyoue, LB (Jr.)

2007
Caleb Angelle, DE (Jr.)
Jeremy Bunting, WR (Jr.)
Donnie Chaucer, WR (Sr.)
Mitt Cole, TE (Sr.)
Cot David, PK (Jr.)

2008
Rahim Alem, DE (Jr.)
Caleb Angelle, TE (Sr.)
Joey Crappell, SNP (So.)
Richard Dickson, TE (Jr.)
Richard Dugas, FB (Jr.)
Josh Dworaczyk, OL (So.)
Ace Foyle, LB (Jr.)
John Graham, PK (Sr.)
Orlando Gunn, RB (Jr.)
T-Bob Hebert, C (So.)
Trent Hebert, PK (So.)
Lyle Hitt, OL (Jr.)
Joe Maltempo, DB (Jr.)
Adam McClure, WR (Jr.)
Chad Moody, DB (Sr.)

2009
Jake Bryan, TE (Fr.)
David Detz, DB (Fr.)
Richard Dugas, FB (Jr.)
Zachary Elkins, DB (Sr.)
R.J. Gillen, WR (So.)
Lyle Hitt, OG (Sr.)
David Impastato, LB (Sr.)
Austin Kinchen, SNP (Fr.)
Patrick Lipoma, RB (Sr.)
Patrick Lonergan, C (Fr.)
Adam McClure, WR (Jr.)
Jordan Newell, WR (Sr.)

2010
Alex Bonnette, OT (Fr.)
Tayler Debusk, DB (So.)
David Detz, DB (So.)
Ben Domingue, C (Fr.)
Richard Dugas, FB (Sr.)
Josh Dworaczyk, OG (Jr.)
Zach Elkins, DB (Sr.)
Seth Fruge, LB (Fr.)
Daniel Graff, S (Sr.)
DJ Howard, P (Jr.)

2011
Alex Bonnette, OT (So.)
Taylor DeBusk, DB (Sr.)
David Detz, DB (Sr.)
Travis Dickson, TE (Fr.)
Ben Domingue, C (So.)
Seth Fruge, LB (So.)
D.J. Howard, P (Sr.)
Mitch Joseph, TE (Sr.)
Austin Kinchen, SNP (Sr.)
Hunter Kinchen, WR (So.)
Eric Reid, S (So.)
Nick Rice, LB (So.)
Alex Russian, TE (Grad.)
Jason Slaydon, FB (So.)
James Stampley, FB (Sr.)
Chris Wells, RB (So.)

2012
Logan Boudreaux, SNP (Fr.)
Chase Clement, TE (Sr.)
Cleveland Davis, DT (Sr.)
Ben Domingue, C (Sr.)
Joshua Dworaczyk, OT (Sr.)
Seth Fruge, LB (Jr.)
James Hairston, PK (So.)
Grant Leger, LB (Fr.)
Kevin Minter, LB (Jr.)
Eric Reid, S (Jr.)
Nick Rice, LB (Sr.)
Jason Slaydon, FB (So.)
Clayton Spencer, OL (Sr.)
Tom Turner, WR (Fr.)
Tabari Williams, RB (Sr.)

2013
Colby Delahoussaye, PK (Fr.-RS)
Seth Fruge, LB (Sr.)
James Hairston, PK (Jr.)
Jamie Keehn, P (So.)
Chris LaBorde, WR (So.)
Tommy LeBeau, S (So.)
Grant Leger, LB (So.)
Christian Pittman, LB (So.)

2014
Kwon Alexander, LB (Jr.)
Luke Boyd, DB (Sr.)
Micah Dickens, CB (Fr.-RS)

Leo Desselte, OL (So.)
Josh Dicharry, OL (So.)
Peter Dyakowski, OL (Fr.-RS)
Patrick Fisher, P (Fr.)
Ryan Gaudet, PK (Fr.-RS)
Gino Giambelluca, WR (Jr.)
Kory Hebert, TE (Jr.)
Jack Hunt, SS (Sr.)
Brandon Hurley, OL (Jr.)
Darius Ingram, LB (Fr.)
Chris Jackson, PK (Fr.)
Donnie Jones, P (Sr.)
Shawn Jordan, FB (So.)
Chris McCauley, LB (Sr.)
Matt Mauck, QB (Sr.)
Sean Merrill, DE (Fr.)
Rudy Niswanger, OL (Jr.)
Brandon Nowlin, FB (Sr.)
Stephen Peterman, OG (Sr.)
Gant Petty, SNP (Jr.)
Rodney Reed, OT (Graduate)

Cameron Vaughn, LB (So.)
Brian West, DE (Fr.)
Ben Wilkerson, C (Jr.)
Ryan Willis, DE (So.)
Keith Zinger, TE (Fr.)

2015
Harold Bicknell, OL (Sr.)
Andre Boagni, PK (Jr.)
Terrell Clayton, WR (So.)
Mitt Cole, TE (Fr.)
Josh Dicharry, OL (Jr.)
Early Doucet, WR (Fr.)
Peter Dyakowski, OL (Jr.)
Schirra Fields, WR (Sr.)
Ryan Gaudet, PK (Jr.)
Brett Helms, OG (Fr.)
Greg Hercules, DB (Sr.)
Shawn Jordan, FB (So.)
LaRon Landry, FS (So.)
Ryan Miller, OL (Fr.)
Rudy Niswanger, OL (Sr.)
Gant Petty, SNP (Sr.)
Luke Sanders, LB (Fr.)
Craig Steltz, DB (Fr.)
Justin Vincent, RB (So.)
Brian West, DE (Fr.)
Garrett Wibel, OL (Jr.)
Ryan Willis, DE (So.)
Andrew Wright, TE (So.)
Keith Zinger, TE (So.)

2016
Wade Richey, PK (Sr.)
Brandon Smith, P (Sr.)
Casey Taber, F-B (Sr.)

2017
Andre Anthony, LB (Fr.-RS)
K'Lavon Chaisson, LB (Fr.)
Danny Etling, QB (Sr.)
Blake Ferguson, LS (Fr.-RS)
Jack Gonsoulin, PK (So.)
Josh Growden, P (So.)
Christian LaCouture, DE (Sr.)
Louis Landrum, (Fr.-SQ)
Rashard Lawrence, DE (So.)
Caleb Lewis, QB (Jr.)
Rory Luke, OL (So.)
John David Moore, TE (Sr.)
Michael Ostrom, WR (So.)
Grant Leger, LB (Fr.)
Turner Simmers, OL (Jr.)
Zach Von Rosenberg, P (Fr.-RS)

2018
Joe Burrow, QB (Jr.)
K'Lavon Chaisson, LB (So.)
Breiden Fehoko, DL (Jr.)
Blake Ferguson, LS (Jr.)
Jack Gonsulin, PK (Jr.)
Josh Growden, P (Jr.)
Todd Harris Jr., S (So.)
Rashard Lawrence, DE (Jr.)
Rory Luke, OL (Jr.)
Michael Ostrom, WR (Jr.)
Tiger Scheyd, WR (Sr.)
Turner Simmons, OL (Sr.)
Cole Tracy, PK (Sr.)
Zach Von Rosenberg, P (So.-RS)

2019
Avery Atkins, PK (So.)
A.J. Aycock, QB (Fr.)
Joe Burrow, QB (Sr.)
K'Lavon Chaisson, LB (So.-RS)
Lloyd Cole (Jr.-RS)
Breiden Fehoko, DL (Sr.)
Rashard Lawrence, DL (Sr.)
Michael Martin, WR (Fr.-RS)
Jansen Mayea, TE (Fr.-RS)

2020
Avery Atkins, PK (Jr.)
A.J. Aycock, QB (So.)
Damone Clark, LB (Jr.)
Lloyd Cole, CB (Sr.)
Austin Deculus, OL (Sr.)
Neil Farrell Jr., DE (Sr.)
Hunter Faust, LB (So.)
TJ Finley, QB (Fr.)
Evan Francioni, WR (Fr.)
Jaray Jenkins, WR (So.)
Max Johnson, QB (Fr.)
Michael Martin, WR (So.)
Jack Mashburn, TE (Fr.-RS)
Jansen Mayea, TE (Fr.-RS)
Corren Norman, RB (Fr.-RS)
Jay Ward, CB (So.)
Josh Williams, RB (Fr.-RS)
Cade York, PK (So.)

2021
Avery Atkins, PK/P (GS)
Damone Clark, LB (Sr.)
Lloyd Cole, CB (Sr.)
Charlie Drost, TE (Fr.-RS)
Neil Farrell Jr., DT (GS)
Hunter Faust, LB (So.)
Evan Francioni, WR (Jr.)
Jack Mashburn, TE (So.)
Garrett Nussmeier, QB (Fr.)
Spencer Payne, OL (Fr.-RS)
Max Peterson, LS (Fr.-RS)
Liam Shanahan, OL (SR)
Kole Taylor, TE (So.)
Kardell Thomas, OL (So.)
Peyton Todd, P (Fr.)
Josh White, LB (So.)
Josh Williams, RB (So.)
Cade York, PK (Jr.)

2022
Brian Balestra, OL (Fr.)
Lane Blue, DE (Fr.-RS)
Jonathan Ferguson, LS (Fr.-RS)
Evan Francioni, WR (Sr.)
Kyren Lacy, WR (Jr.)
Gabe Leonards, TE (Fr.-RS)
Princeton Malbrue, DE (Fr.)
Jack Mashburn, TE (Jr.)
Garrett Nussmeier, QB (Fr.-RS)
Matt O'Dowd, QB (Fr.-RS)
GiVanni Peterson, TE (Fr.-RS)
Slade Roy, LS (So.)
Nick Storz, TE (GS)
Josh Williams, RB (Jr.-RS)
Sloan Wright, LB (So.-RS)

2023
Trent Domingue, PK/P (So.)
Jevonte Domond, OT (So.)
Kenny Hilliard, RB (Sr.)
Colin Jeter, TE (So.)
Jamie Keehn, P (Jr.)
Brad Kragthorpe, QB (Jr.)
Chris LaBorde, WR (Sr.)
Christian LaCouture, DT (So.)
Tommy LeBeau, S (Jr.)
Grant Leger, LB (Jr.)
John David Moore, TE (Fr.-RS)
Connor Neighbors, FB (Sr.)
Myles O'Brien, LB (Sr.)
Christian Pittman, LB (Jr.)
Bennett Schiro, FB (Fr.-RS)
Austin Suits, S (Fr.-RS)
Corey Thompson, S (Jr.)
Cody Townsend, OL (So.)
Jordan Triche, DB (Jr.)

2024
Brandon Bergeron, QB (Jr.)
Josh Boutte, OG (Jr.)
Deondre Clark, DE (So.)
John Diarse, WR (So.)
Jevonte Domond, OT (Jr.)
Blake Ferguson, SNP (Fr.)
Reid Ferguson, SNP (Sr.)
Jack Gonsoulin, K (Fr.)
Josh Growden, P (Fr.)
Deven Hammond, DB (Fr.)
Reshaud Henry, RB (So.)
Colin Jeter, TE (Jr.)
Jamie Keehn, P (Sr.)
Brad Kragthorpe, QB (Sr.)
Christian LaCouture, DT (Jr.)
Trey LaForge, SNP (Fr.)
Ronnie Lamarque, FB (Fr.)
Tommy LeBeau, S (Sr.)
Grant Leger, LB (Sr.)
Caleb Lewis, QB (Fr.)
Lamar Louis, LB (Sr.)
Rory Luke, OL (Fr.)
J.D. Moore, FB (So.)
Michael Ostrom, WR (Fr.)
Christian Pittman, LB (Sr.)
Ethan Pocio, C (Jr.)
Bennett Schiro, FB (So.)
Brandon Surtain, DB (Jr.)
Josh Tharp, TE (Sr.)
Devin Voorhies, LB (So.)
Toby Watershey, OT (Fr.)
Tre'Davious White, CB (Jr.)

Richard Dugas, OL (So.)
Sean Gaudet, PK (Sr.)
Donald Hains, DL (Jr.)
T-Bob Hebert, OL (Fr.)
Lyle Hitt, OL (So.)
Max Holmes, OL (Jr.)
J.D. Lott, TE (Fr.)
Luke Sanders, LB (Sr.)
Robert Smith, OL (Sr.)
Anthony Zehyoue, DE (Graduate)

2018
Rahim Alem, DE (Jr.)
Caleb Angelle, TE (Sr.)
Joey Crappell, SNP (So.)
Richard Dickson, TE (Jr.)
Richard Dugas, FB (Jr.)
Josh Dworaczyk, OL (So.)
Ace Foyle, LB (Jr.)
John Graham, PK (Sr.)
Orlando Gunn, RB (Jr.)
T-Bob Hebert, C (So.)
Trent Hebert, PK (So.)
Lyle Hitt, OL (Jr.)
Joe Maltempo, DB (Jr.)
Adam McClure, WR (Jr.)
Chad Moody, DB (Sr.)

2009
Jake Bryan, TE (Fr.)
David Detz, DB (Fr.)
Richard Dugas, FB (Jr.)
Zachary Elkins, DB (Sr.)
R.J. Gillen, WR (So.)
Lyle Hitt, OG (Sr.)
David Impastato, LB (Sr.)
Austin Kinchen, SNP (Fr.)
Patrick Lipoma, RB (Sr.)
Patrick Lonergan, C (Fr.)
Adam McClure, WR (Jr.)
Jordan Newell, WR (Sr.)

2010
Alex Bonnette, OT (Fr.)
Tayler Debusk, DB (So.)
David Detz, DB (So.)
Ben Domingue, C (Fr.)
Richard Dugas, FB (Sr.)
Josh Dworaczyk, OG (Jr.)
Zach Elkins, DB (Sr.)
Seth Fruge, LB (Fr.)
Daniel Graff, S (Sr.)
DJ Howard, P (Jr.)

2011
Alex Bonnette, OT (So.)
Taylor DeBusk, DB (Sr.)
David Detz, DB (Sr.)
Travis Dickson, TE (Fr.)
Ben Domingue, C (So.)
Seth Fruge, LB (So.)
D.J. Howard, P (Sr.)
Mitch Joseph, TE (Sr.)
Austin Kinchen, SNP (Sr.)
Hunter Kinchen, WR (So.)
Eric Reid, S (So.)
Nick Rice, LB (So.)
Alex Russian, TE (Grad.)
Jason Slaydon, FB (So.)
James Stampley, FB (Sr.)
Chris Wells, RB (So.)

2012
Logan Boudreaux, SNP (Fr.)
Chase Clement, TE (Sr.)
Cleveland Davis, DT (Sr.)
Ben Domingue, C (Sr.)
Joshua Dworaczyk, OT (Sr.)
Seth Fruge, LB (Jr.)
James Hairston, PK (So.)
Grant Leger, LB (Fr.)
Kevin Minter, LB (Jr.)
Eric Reid, S (Jr.)
Nick Rice, LB (Sr.)
Jason Slaydon, FB (So.)
Clayton Spencer, OL (Sr.)
Tom Turner, WR (Fr.)
Tabari Williams, RB (Sr.)

2013
Colby Delahoussaye, PK (Fr.-RS)
Seth Fruge, LB (Sr.)
James Hairston, PK (Jr.)
Jamie Keehn, P (So.)
Chris LaBorde, WR (So.)
Tommy LeBeau, S (So.)
Grant Leger, LB (So.)
Christian Pittman, LB (So.)

2014
Kwon Alexander, LB (Jr.)
Luke Boyd, DB (Sr.)
Micah Dickens, CB (Fr.-RS)

2015
Harold Bicknell, OL (Sr.)
Andre Boagni, PK (Jr.)
Terrell Clayton, WR (So.)
Mitt Cole, TE (Fr.)
Josh Dicharry, OL (Jr.)
Early Doucet, WR (Fr.)
Peter Dyakowski, OL (Jr.)
Schirra Fields, WR (Sr.)
Ryan Gaudet, PK (Jr.)
Brett Helms, OG (Fr.)
Greg Hercules, DB (Sr.)
Shawn Jordan, FB (So.)
LaRon Landry, FS (So.)
Ryan Miller, OL (Fr.)
Rudy Niswanger, OL (Sr.)
Gant Petty, SNP (Sr.)
Luke Sanders, LB (Fr.)
Craig Steltz, DB (Fr.)
Justin Vincent, RB (So.)
Brian West, DE (Fr.)
Garrett Wibel, OL (Jr.)
Ryan Willis, DE (So.)
Andrew Wright, TE (So.)
Keith Zinger, TE (So.)

2016
Wade Richey, PK (Sr.)
Brandon Smith, P (Sr.)
Casey Taber, F-B (Sr.)

2017
Andre Anthony, LB (Fr.-RS)
K'Lavon Chaisson, LB (Fr.)
Danny Etling, QB (Sr.)
Blake Ferguson, LS (Fr.-RS)
Jack Gonsoulin, PK (So.)
Josh Growden, P (So.)
Christian LaCouture, DE (Sr.)
Louis Landrum, (Fr.-SQ)
Rashard Lawrence, DE (So.)
Caleb Lewis, QB (Jr.)
Rory Luke, OL (So.)
John David Moore, TE (Sr.)
Michael Ostrom, WR (So.)
Grant Leger, LB (Fr.)
Turner Simmers, OL (Jr.)
Zach Von Rosenberg, P (Fr.-RS)

2018
Joe Burrow, QB (Jr.)
K'Lavon Chaisson, LB (So.)
Breiden Fehoko, DL (Jr.)
Blake Ferguson, LS (Jr.)
Jack Gonsulin, PK (Jr.)
Josh Growden, P (Jr.)
Todd Harris Jr., S (So.)
Rashard Lawrence, DE (Jr.)
Rory Luke, OL (Jr.)
Michael Ostrom, WR (Jr.)
Tiger Scheyd, WR (Sr.)
Turner Simmons, OL (Sr.)
Cole Tracy, PK (Sr.)
Zach Von Rosenberg, P (So.-RS)

2019
Avery Atkins, PK (So.)
A.J. Aycock, QB (Fr.)
Joe Burrow, QB (Sr.)
K'Lavon Chaisson, LB (So.-RS)
Lloyd Cole (Jr.-RS)
Breiden Fehoko, DL (Sr.)
Rashard Lawrence, DL (Sr.)
Michael Martin, WR (Fr.-RS)
Jansen Mayea, TE (Fr.-RS)

2020
Avery Atkins, PK (Jr.)
A.J. Aycock, QB (So.)
Damone Clark, LB (Jr.)
Lloyd Cole, CB (Sr.)
Austin Deculus, OL (Sr.)
Neil Farrell Jr., DE (Sr.)
Hunter Faust, LB (So.)
TJ Finley, QB (Fr.)
Evan Francioni, WR (Fr.)
Jaray Jenkins, WR (So.)
Max Johnson, QB (Fr.)
Michael Martin, WR (So.)
Jack Mashburn, TE (Fr.-RS)
Jansen Mayea, TE (Fr.-RS)
Corren Norman, RB (Fr.-RS)
Jay Ward, CB (So.)
Josh Williams, RB (Fr.-RS)
Cade York, PK (So.)

2021
Avery Atkins, PK/P (

SEC MOST VALUABLE PLAYER

(Selected annually by The Nashville Banner)
 1939 Ken Kavanaugh, Sr., E
 1958 Billy Cannon, HB
 1959 Billy Cannon, HB
 1962 Jerry Stovall, HB
 1977 Charles Alexander, TB
 1987 Wendell Davis, SE

SEC MOST VALUABLE PLAYER

(Selected annually by the Birmingham Quarterback Club)
 1954 Sid Fournet, OG
 1957 Jimmy Taylor, FB
 1958 Billy Cannon, HB
 1962 Jerry Stovall, HB
 1976 Terry Robiskie, RB

SEC PLAYER OF THE YEAR

(Selected annually by the Atlanta Touchdown Club)
 1957 Jimmy Taylor, FB
 1958 Billy Cannon, HB
 1961 Roy "Moonie" Winston, G
 1962 Jerry Stovall, HB

SEC DEFENSIVE MVP

(Selected annually by the Knoxville News-Sentinel)
 1985 Michael Brooks, OLB

SEC DEFENSIVE PLAYER OF THE YEAR

(Selected annually by the SEC Head Coaches)
 2003 Chad Lavalais, DT
 2007 Glenn Dorsey, DT
 2010 Patrick Peterson, CB
 2011 Morris Claiborne, DB

SEC OFFENSIVE PLAYER OF THE YEAR

(Selected annually by the SEC Head Coaches)
 2019 Joe Burrow, QB

SEC SPECIAL TEAMS PLAYER OF THE YEAR

(Selected by the SEC Head Coaches)
 2005 Skyler Green
 2010 Patrick Peterson

SEC DEFENSIVE PLAYER OF THE YEAR

(Selected annually by the Associated Press)
 2007 Glenn Dorsey, DT

SEC OFFENSIVE PLAYER OF THE YEAR

(Selected annually by the Associated Press)
 2019 Joe Burrow, QB

JACOBS AWARD (OUTSTANDING SEC BLOCKER)

(Selected annually by the SEC Head Coaches)
 1936 Bill May, QB/FB
 1958 J.W. Brodnax, FB/HB
 1978 Robert Dugas, OT
 1997 Alan Faneca, OG
 2009 Ciron Black, OT
 2014 Lael Collins, OT

SEC DEFENSIVE LINEMAN OF THE YEAR

(Selected annually by the Atlanta Touchdown Club)
 1982 Ramsey Dardar, NG

SEC SENIOR PLAYER OF THE YEAR

(Selected annually by the Birmingham Touchdown Club)
 1987 Wendell Davis, SE

SEC FRESHMAN OF THE YEAR

(Selected annually by the Knoxville News-Sentinel)
 1986 Tommy Hodson, QB
 1995 Kevin Faulk, TB (Offense),
 Anthony McFarland, DT (Defense)
 1996 Mark Roman, FS (Defense)

SEC ROOKIE OF THE YEAR

(Selected annually by the Florida Times Union)
 1986 Tommy Hodson, QB

SEC COACH OF THE YEAR

1949 Gaynell Tinsley (Nashville Banner)
 1958 Paul Dietzel (Nashville Banner)
 1969 Charles McClendon (Nashville Banner)
 1970 Charles McClendon (Nashville Banner)
 1984 Bill Arnsparger (Nashville Banner)
 1986 Bill Arnsparger (Nashville Banner,
 Birmingham News)
 2001 Nick Saban (Birmingham News)
 2003 Nick Saban (Associated Press)
 2011 Les Miles (Associated Press, SEC Coaches)
 2019 Ed Orgeron (Associated Press, SEC Coaches)

SEC CHAMPIONSHIP GAME MOST VALUABLE PLAYER

2001 Matt Mauck
 2003 Justin Vincent
 2007 Ryan Perrilloux
 2011 Tyrann Mathieu
 2019 Joe Burrow

SEC SCHOLAR-ATHLETE OF THE YEAR

2005 Rudy Niswanger
 2017 Danny Etling

All-SEC Team Members

1933

Jack Torrance, T (Sr.) AP

1934

Justin Rukas, T (Jr.) AP
 Abe Mickal, B (Jr.) AP

1935

Gaynell Tinsley, E (Jr.) AP
 Jesse Fatherree, B (Sr.) AP
 Bill Crass, B (Jr.) AP
Second Team
 Justin Rukas, G (Sr.) AP
 Abe Mickal, B (Sr.) AP

1936

Gaynell Tinsley, E (Sr.) AP
 Wardell Leisk, G (Sr.) AP
Second Team
 Marvin Stewart, C (Sr.) AP
 Pat Coffee, B (Sr.) AP

1937

Eddie Gatto, T (Jr.) AP
Second Team
 Pinky Rohm, B (Sr.) AP

1938

Eddie Gatto, T (Sr.) AP
 Ken Kavanaugh, Sr., E (Jr.) AP
Second Team
 J.W. Goree, G (So.) AP

1939

Ken Kavanaugh, Sr., E (Sr.) AP
 John Goree, G (Jr.) AP

1941

Second Team
 Bernie Lipkis, C (Sr.) AP

1943

Joe Hartley, T (Jr.) AP
 Steve Van Buren, B (Sr.) AP

Second Team
 Charles Webb, E (Jr.) AP
 Carl Janneck, G (Jr.) AP

1945

Felix Trapani, G (Sr.) AP
 Gene Knight, B (Jr.) AP
Second Team
 Clyde Lindsey, E (Jr.) AP

1946

Wren Worley, G (So.) AP
Second Team
 Ed Champagne, T (Sr.) AP
 Y.A. Tittle, QB (Jr.) AP

1947

Rip Collins, FB (Jr.) AP
Second Team
 Y.A. Tittle, QB (Sr.) AP
 Abner Wimberly, E (Jr.) AP

1948

Second Team
 Abner Wimberly, E (Sr.) AP

1949

Allen Hover, G (Jr.) AP
 Sam Lyle, E (Sr.) AP
Second Team
 Ray Collins, T (Sr.) AP
 Zollie Toth, FB (Sr.) AP

1950

Ken Konz, B (Sr.) AP

1951

George Tarasovic, C (Jr.) AP
Second Team
 Sid Fournet, T (Fr.) AP,UPI
 Jim Roshto, B (Sr.) AP

1953

Sid Fournet, T (Jr.) AP,UPI
Second Team
 George Brancato, B (Sr.) AP
 Joe Tuminello, E (So.) AP

1954

Sid Fournet, T (Sr.) AP,UPI
Second Team
 Joe Tuminello, E (Jr.) AP

1955

Joe Tuminello, E (Sr.) AP,UPI
 Earl Leggett, T (Jr.) AP,UPI

1956

Paul Ziegler, G (Sr.) AP

1957

Jimmy Taylor, FB (Sr.) AP,UPI
Second Team
 Billy Cannon, HB (So.) AP

1958

Johnny Robinson, HB (Jr.) AP
 Max Fugler, C (Jr.) UPI
 Billy Cannon, HB (Jr.) AP,UPI
 Warren Rabb, QB (Jr.) AP
Second Team
 Billy Hendrix, E (Sr.) AP,UPI
 Charles (Bo) Strange, T-C (So.) AP

1959

Billy Cannon, HB (Sr.) AP,UPI
Second Team
 Charles (Bo) Strange, T-C (Jr.) UPI
 Warren Rabb, QB (Sr.) UPI
 Johnny Robinson, HB (Sr.) UPI
 Mickey Mangham, E (Jr.) AP

1960

Second Team
 Charles (Bo) Strange, T-C (Sr.) AP,UPI

1961

Roy Winston, G (Sr.) AP,UPI
 Wendell Harris, HB (Sr.) AP
 Jerry Stovall, HB (Jr.) UPI
Second Team
 Wendell Harris, B (Sr.) UPI
 Billy Joe Booth, T (Sr.) AP
 Monk Guillot, G (Sr.) AP
 Jerry Stovall, B (Jr.) AP

1962

Jerry Stovall, HB (Sr.) AP,UPI
 Fred Miller, T (Sr.) AP,UPI
Second Team
 Robbie Hucklebridge, G (Jr.) AP
 Dennis Gaubatz, C (Sr.) AP

1963

Billy Truax, E (Sr.) UPI
 Robbie Hucklebridge, G (Sr.) AP

1964

Doug Moreau, E (Jr.) AP
 Richard Granier, C (Sr.) AP
 Mike Vincent, LB (Jr.) AP
 Remi Prudhomme, G (Sr.) UPI
 George Rice, T (Jr.) AP

1965

Dave McCormick, T (Sr.) AP,UPI
Second Team
 Joe Labruzzo, HB (Sr.) AP
 George Rice, T (Sr.) AP

1966

John Garlington, DE (Jr.) AP
 George Bevan, LB (So.) AP
 Mike Robichaux, DE (Sr.) UPI
Second Team
 Sammy Grezaffi, DB (Jr.) AP

1967

John Garlington, DE (Sr.) AP,UPI
 Sammy Grezaffi, DB (Sr.) AP,UPI
 Eddie Ray, FB/P (So.) AP
Second Team
 Barry Wilson, C (Sr.) AP

1968

Bill Fortier, T (Sr.) AP,UPI
Second Team
 Godfrey Zaunbrecher, C (Sr.) AP
 Mike Anderson, LB (So.) AP
 Garry Kent, DB (Sr.) AP

1969

George Bevan, LB (Sr.) AP,UPI
 Eddie Ray, FB/P (Sr.) AP
 Godfrey Zaunbrecher, C (Sr.) UPI
 Tommy Casanova, CB (So.) AP,UPI
Second Team
 Mark Lumpkin, PK (Sr.) AP

1970

Tommy Casanova, CB (Jr.) AP,UPI
 Mike Anderson, LB (Sr.) AP,UPI
 John Sage, DT, (Sr.) AP,UPI
Second Team
 Mike Demarie, G (Jr.) AP
 Art Cantrelle, TB (Jr.) AP
 Ronnie Estay, DT (Jr.) AP
 Craig Burns, S (Sr.) AP

1971

Tommy Casanova, CB (Sr.) AP,UPI
 Ronnie Estay, DT (Sr.) AP,UPI
 Andy Hamilton, FL (Sr.) AP
 Art Cantrelle, TB (Sr.) AP
 Mike Demarie, OG (Sr.) UPI
Second Team
 Jay Michaelson, PK (Sr.) AP

1972

John Wood, DT (Sr.) AP,UPI
 Bert Jones, QB (Sr.) UPI
 Gerald Keigley, SE (Sr.) UPI
 Warren Capone, LB (Jr.) AP
Second Team
 Brad Boyd, TE (So.) AP
 Mike Williams, DB (So.) AP
 Rusty Jackson, PK (So.) AP
 Tyler LaFauci, G (Jr.) AP

1973

Warren Capone, LB (Sr.) AP,UPI
 Brad Boyd, TE (Jr.) AP
 Tyler LaFauci, OG (Sr.) AP,UPI
 Binks Micciotto, DE (Sr.) AP
 Brad Davis, TB (Jr.) UPI
Second Team
 Mike Williams, DB (Jr.) AP
 Richard Brooks, T (Jr.) AP
 Bo Harris, LB (Jr.) AP

1974

Steve Cassidy, DT (Jr.) AP
Second Team
 Mike Williams, DB (Sr.) AP
 Brad Davis, TB (Sr.) AP

1975

Steve Cassidy, DT (Sr.) AP,UPI
 Kenny Bordelon, DE (Sr.) AP

1976

Terry Robiskie, TB (Sr.) AP,UPI
 A.J. Duhe, DT (Sr.) AP,UPI
 Lew Sibley, DE (Jr.) AP
 Clinton Burrell, CB (Jr.) AP
Second Team
 Robert Dugas, OT (So.) AP
 Jon Streete, LB (Sr.) AP

1977

Robert Dugas, OT (Jr.) AP,UPI
 Charles Alexander, TB (Jr.) AP,UPI
 Craig Duhe, G (Sr.) UPI
Second Team
 Carlos Carson, SE (So.) AP
 John Adams, DE (So.) AP

1978

Robert Dugas, OT (Sr.) AP,UPI
 Charles Alexander, TB (Sr.) AP,UPI
 John Adams, DE (Jr.) UPI
 Chris Williams, DB (So.) UPI
Second Team
 Jay Whitley, C (Sr.) AP
 Lyman White, DE (So.) AP
 George Atiyeh, DT (So.) AP
 Willie Teal, DB (Jr.) AP

1979

Lyman White, DE (Jr.) AP
 Willie Teal, DB (Sr.) AP
 John Adams, DE (Sr.) UPI
 Benjy Thibodeaux, T (Jr.) UPI
Second Team
 John Ed Bradley, C (Sr.) AP
 John Adams, DE (Sr.) AP
 George Atiyeh, NG (Jr.) AP
 Chris Williams, DB (Jr.) AP

1980

Lyman White, OLB (Sr.) AP,UPI
 Chris Williams, FS (Sr.) AP
Second Team
 Al Richardson, LB (So.) AP

1981

Malcolm Scott, TE (Jr.) AP
Second Team
 Orlando McDaniel, SE (Sr.) AP
 Al Richardson, LB (Jr.) AP

1982

James Britt, CB (Sr.) AP
 Ramsey Dardar, NG (Sr.) AP,UPI
 Dalton Hilliard, TB (Fr.) AP
 Albert Richardson, ILB (Sr.) AP,UPI
 Lance Smith, OT (So.) AP
Second Team
 Alan Risher, QB (Sr.) AP
 Malcolm Scott, TE (Sr.) AP

1983

Eric Martin, SE (Jr.) AP
Second Team
 Liffort Hobley, FS (Jr.) AP

1984

Lance Smith, OT (Sr.) AP,UPI
 Dalton Hilliard, RB (Jr.) AP,UPI
 Liffort Hobley, FS (Sr.) AP,UPI
 Eric Martin, SE (Sr.) UPI
Second Team
 Eric Martin, SE (Sr.) AP
 Michael Brooks, LB (So.) AP
 Shawn Burks, LB (Jr.) AP
 Jeffery Dale, DB (Sr.) AP

1985

Dalton Hilliard, RB (Sr.) AP,UPI,Coaches
 Michael Brooks, LB (Jr.) AP,UPI,Coaches
 Roland Barbay, DE (Jr.) AP, Coaches
 Norman Jefferson, CB (Jr.) Coaches
Second Team
 Curt Gore, OT (Sr.) AP
 Garry James, TB (Sr.) AP
 Shawn Burks, LB (Sr.) AP
 Karl Wilson, DE (Jr.) AP

1986

Wendell Davis, SE (Jr.) AP,UPI,Coaches
 Henry Thomas, NG (Sr.) AP,UPI,Coaches
 Eric Andolsek, OG (Jr.) AP,Coaches
 Tommy Hodson, QB (Fr.) AP,Coaches
 Brian Kinchen, TE (Jr.) Coaches
 Roland Barbay, DE (Sr.) Coaches
 Toby Caston, ILB (Sr.) Coaches
 Karl Wilson, DE (Sr.) AP
Second Team
 Brian Kinchen, TE (Jr.) AP
 John Hazard, OT (Sr.) AP
 Roland Barbay, DE (Sr.) AP
 Toby Caston, ILB (Sr.) AP

1987

Wendell Davis, SE (Sr.) AP,UPI,Coaches
 Nacho Albergamo,C(Sr.) AP,UPI,Coaches
 Eric Andolsek, OG (Sr.) AP,UPI,Coaches
 Tommy Hodson, QB (So.) AP,UPI,Coaches
 Chris Carrier, WS (Sr.) Coaches
 Darrell Phillips, NG (Jr.) Coaches
 David Brown dyke, P (So.) UPI
 Matt DeFrank, P (Sr.) AP
Second Team
 Chris Carrier, WS (Sr.) AP
 Ron Sancho, OLB (Jr.) AP
 David Brown dyke, PK (So.) AP
 Brian Kinchen, TE (Sr.) AP

1988

David Brown dyke, PK (Jr.) AP,UPI,Coaches
 Eddie Fuller, TB (Jr.) Coaches
 Eric Hill, OLB (Sr.) Coaches
 Tommy Hodson, QB (Jr.) Coaches
 Greg Jackson, WS (Sr.) AP,Coaches
 Tony Moss, FL (Jr.) AP,UPI,Coaches
 Darrell Phillips, NG (Sr.) Coaches
 Ralph Norwood, OT (Sr.) UPI,Coaches
 Ron Sancho, OLB (Sr.) AP
Second Team
 Eddie Fuller, TB (Jr.) AP
 Tommy Hodson, QB (Jr.) AP
 Darrell Phillips, NG (Sr.) AP
 Ralph Norwood, OT (Sr.) AP
 Ruffin Rodrigue, OG (Jr.) AP

1989

Tony Moss, FL (Sr.) AP,UPI,Coaches
 Tommy Hodson, QB (Sr.) UPI
 David Brown dyke, PK (Sr.) UPI
Second Team
 Tommy Hodson, QB (Sr.) AP
 David Brown dyke, PK (Sr.) AP
 Karl Dunbar, DT (Sr.) AP
 Rene' Bourgeois, P (Sr.) AP

1990

Todd Kinchen, SE (Jr.) AP,Coaches
 Blake Miller, C (Sr.) Coaches
 Harvey Williams, TB (Sr.) UPI
 Marc Boutte, DT (Sr.) UPI
Second Team
 Blake Miller, C (Sr.) AP

Harvey Williams, TB (Sr.) AP
 Marc Boutte, DT (Jr.) AP
 Derriel McCorvey, S (So.) AP
 Marc Boutte, DT (Sr.) AP

1991

Todd Kinchen, SE (Sr.) AP,Coaches
 Kevin Mawae, OT (So.) AP,Coaches
Second Team
 Marc Boutte, DT (Sr.) AP

1992

Second Team
 Bo Davis, NG (Sr.) AP
 Kevin Mawae, OT (Jr.) AP,Coaches

1993

Second Team
 Harold Bishop, TE (Sr.) Coaches
 Anthony Marshall, FS (Sr.) AP
 Kevin Mawae, C (Sr.) AP,Coaches

1994

David LaFleur, TE (So.) AP,Coaches
 Gabe Northern, DE (Jr.) AP,Coaches

1995

Chad Kessler, P (So.) AP,Coaches
 Gabe Northern, DE (Sr.) AP,Coaches
Second Team
 Shedrick Wilson, FL (Sr.) Coaches
 Eddie Kennison, SE (Jr.) Coaches
 Chuck Wiley, DT (So.) AP

1996

Alan Faneca, OG (So.) AP,Coaches
 Kevin Faulk, TB (So.) AP,Coaches
 David LaFleur, TE (Sr.) AP,Coaches
 Chuck Wiley, DT (Jr.) AP
Second Team
 Ben Bordelon, OT (Sr.) AP,Coaches
 Anthony McFarland, DT (So.) AP,Coaches

1997

Cedric Donaldson, CB (Sr.) Coaches
 Alan Faneca, OG (Jr.) AP,Coaches
 Kevin Faulk, TB (Jr.) AP,Coaches
 Chad Kessler, P (Sr.) AP,Coaches
 Todd McClure, C (Jr.) Coaches
 Chuck Wiley, DT (Sr.) AP,Coaches
Second Team
 Cedric Donaldson, CB (Sr.) AP

1998

Kevin Faulk, TB (Sr.) AP,Coaches
 Todd McClure, C (Sr.) AP,Coaches
 Anthony McFarland, NG (Sr.) AP,Coaches
Second Team
 Mark Roman, FS (Jr.) Coaches

1999

Second Team
 Corey Gibbs, P (Sr.) AP

2000

Josh Booty, QB (Jr.) Coaches
 Josh Reed, WR (So.) AP,Coaches
 Robert Royal, TE (Jr.) Coaches
 Louis Williams, C (Sr.) AP
Second Team
 Fred Booker, CB (Sr.) Coaches
 Ryan Clark, FS (Jr.) Coaches
 Trev Faulk, LB (So.) AP,Coaches
 Bradie James, LB (So.) Coaches
 Brandon Winey OL (Sr.) Coaches

2001

Trev Faulk, LB (Jr.) AP,Coaches
 Bradie James, LB (Jr.) Coaches
 Josh Reed, WR (Jr.) AP,Coaches
 LaBrandon Toefield, TB (So.) AP, Coaches
Second Team
 Jason Baggett, OT (Sr.) Coaches
 Rohan Davey, QB (Sr.) AP,Coaches
 Domanick Davis, RS (Jr.) AP
 Jarvis Green, DE (Sr.) Coaches
 Damien James, DB (Jr.) AP,Coaches
 Robert Royal, TE (Sr.) AP

2002

Bradie James, LB (Sr.) AP,Coaches
 Stephen Peterman, OG (Jr.) Coaches
 Corey Webster, CB (So.) AP,Coaches
Second Team
 Michael Clayton, WR (So.) AP,Coaches
 John Corbello, PK (Sr.) Coaches
 Domanick Davis, RS/RB (Sr.) AP,Coaches
 Demetrius Hookfin, CB (Sr.) AP
 Donnie Jones, P (Jr.) Coaches
 Chad Lavalais, DT (Jr.) AP

2003

Michael Clayton, WR (Jr.) AP,Coaches
 Chad Lavalais, DT (Sr.) AP,Coaches
 Stephen Peterman, OG (Sr.) AP
 Marcus Spears, DE (Jr.) AP
 Corey Webster, CB (Jr.) AP,Coaches
Second Team
 Skyler Green, PR (So.) AP,Coaches
 Devery Henderson, WR (Sr.) AP,Coaches
 LaRon Landry, FS (Fr.) AP
 Matt Mauck, QB (Jr.) AP,Coaches
 Stephen Peterman, OG (Sr.) Coaches
 Ben Wilkerson, C (Jr.) AP,Coaches

2004

Marcus Spears, DT (Sr.) AP,Coaches
 Lionel Turner, LB (Sr.) Coaches
 Corey Webster, CB (Sr.) AP
 Andrew Whitworth, OT (Jr.) Coaches
 Ben Wilkerson, C (Sr.) AP,Coaches
Second Team
 David Jones, TE (Jr.) Coaches
 LaRon Landry, FS (So.) Coaches
 Corey Webster, CB (Sr.) Coaches
 Kyle Williams, DT (Jr.) Coaches
 Claude Wroten, DT(Jr.) AP,Coaches

2005

Skyler Green, RS (Sr.) Coaches
 LaRon Landry, FS (Jr.) Coaches
 Andrew Whitworth, OT (Sr.) AP,Coaches
 Kyle Williams, DT (Sr.) AP
 Claude Wroten, DT (Sr.) AP,Coaches
Second Team
 Will Arnold, OG (So.) Coaches
 Skyler Green, RS (Sr.) AP
 LaRon Landry, FS (Jr.) AP
 Rudy Niswanger, C (Sr.) AP,Coaches
 Kyle Williams, DT (Sr.) Coaches

2006

Dwayne Bowe, WR (Sr.) Coaches
 Glenn Dorsey, DT (Jr.) AP,Coaches
 LaRon Landry, FS (Sr.) AP,Coaches
 JaMarcus Russell, QB (Jr.) AP,Coaches
Second Team
 Will Arnold, OG (Jr.) AP
 Dwayne Bowe, WR (Sr.) Coaches
 Craig Davis, RS (Sr.) Coaches
 Richard Dickson, TE (Fr.) Coaches
 Ali Highsmith, LB (Jr.) Coaches
 Tyson Jackson, DE (So.) Coaches
 Brian Johnson, OG (Sr.) AP

2007

Colt David, PK (Jr.) AP,Coaches
 Glenn Dorsey, DT (Sr.) AP,Coaches
 Patrick Fisher, P (Sr.) AP,Coaches
 Ali Highsmith, LB (Sr.) AP,Coaches
 Chevis Jackson, CB (Sr.) AP,Coaches
 Herman Johnson, OG (Jr.) Coaches
 Craig Steltz, S (Sr.) AP,Coaches
Second Team
 Darry Beckwith, LB (Jr.) Coaches
 Ciron Black, OT (So.) Coaches
 Jacob Hester, RB (Sr.) Coaches
 Herman Johnson, OG (Jr.) AP

2008

Rahim Alem, DE (Jr.) AP
 Colt David, PK, (Sr.) Coaches
 Herman Johnson, OG (Sr.) AP,Coaches
 Brandon LaFell, WR (Jr.) AP
 Charles Scott, RB (Jr.) Coaches
Second Team
 Darry Beckwith, LB (Sr.) AP
 Ciron Black, OT (Jr.) AP,Coaches
 Colt David, PK (Sr.) AP
 Richard Dickson, TE (Jr.) Coaches
 Tyson Jackson, DE (Sr.) AP

2009

Ciron Black, OT (Sr.) AP,Coaches
Second Team
 Brandon LaFell, WR (Sr.) AP,Coaches
 Chad Jones, FS (Jr.) AP,Coaches
 Patrick Peterson, CB (So.) AP,Coaches

2010

Josh Jasper, PK (Sr.) AP
 Drake Nevis, DT (Sr.) AP Coaches
 Patrick Peterson, CB (Jr.) AP,Coaches
 Patrick Peterson, RS (Jr.) Coaches
 Stevan Ridley, RB (Jr.) Coaches
 Kelvin Sheppard, LB (Sr.) AP,Coaches
Second Team
 Joseph Barksdale, OT (Sr.)AP,Coaches
 Morris Claiborne, CB (So.) AP,Coaches
 Josh Jasper, PK (Sr.) Coaches
 Patrick Peterson, All-Purpose (Jr.) AP
 Stevan Ridley, RB (Jr.) AP

2011

Will Blackwell, OG (Sr.) AP,Coaches
 Morris Claiborne, CB (Jr.) AP,Coaches
 Alex Hurst, OT (Jr.) Coaches
 Tyrann Mathieu, CB (So.) AP,Coaches
 Sam Montgomery, DE (So.) AP,Coaches
 Rueben Randle, WR (Jr.) Coaches
 Brad Wing, PK (Fr.) AP
Second Team
 Drew Alleman, PK (Jr.) AP,Coaches
 Ryan Baker, LB (Sr.) Coaches
 Michael Brockers, DT (So.) AP
 Chris Faulk, OT (So.) AP
 Barkevious Mingo, DE (So.) AP
 Rueben Randle, WR (Jr.) AP
 Eric Reid, S (So.) AP
 Spencer Ware, RB (So.) Coaches
 Brad Wing, P (Fr.) Coaches

2012

Kevin Minter, LB (Jr.) AP,Coaches
 Sam Montgomery, DE (Jr.) Coaches
 Eric Reid, S (Jr.) AP, Coaches
Second Team
 Drew Alleman, PK (Sr.) Coaches
 Bennie Logan, DT (Jr.) AP
 Craig Loston, S (Jr.) AP
 Barkevious Mingo, DE (Jr.)AP,Coaches
 Sam Montgomery, DE (Jr.) AP

2013

Odell Beckham Jr., AP (Jr.) AP, Coaches
 Odell Beckham Jr., RS (Jr.) Coaches
 Jeremy Hill, RB (So.) AP
Second Team
 Lamin Barrow, LB (Sr.) AP,Coaches
 La'el Collins, OT (Jr.) Coaches
 Jeremy Hill, RB (So.) Coaches
 Anthony Johnson, DT, (Jr.)AP,Coaches
 Jarvis Landry, WR, (Jr.) AP,Coaches
 Trai Turner, OG, (So.) AP

2014

La'el Collins, OT (Sr.) AP,Coaches
Second Team
 Kwon Alexander, LB (Jr.) Coaches
 Vadal Alexander, OG (Jr.) Coaches
 Jamie Keehn, P (Jr.) Coaches
 Ronald Martin, S (Sr.) AP

2015

Vadal Alexander, OT (Sr.) AP,Coaches
 Leonard Fournette, TB (So.) AP,Coaches
Second Team
 Jamal Adams, S (So.) AP,Coaches
 Ethan Pocic, C (Jr.) Coaches
 Tre'Davious White, CB (Jr.)AP,Coaches

2016

Jamal Adams, S (Jr.) AP
 Kendell Beckwith, LB (Sr.) Coaches
 William Clapp, OL (Jr.) Coaches
 LSU, RB (So.) AP,Coaches
 Arden Key, LB/DE (So.) AP
 Ethan Pocic, C (Sr.) AP,Coaches
 Tre'Davious White, CB (Sr.)AP,Coaches
Second Team
 Jamal Adams, S (Jr.) Coaches
 Kendell Beckwith, LB (Sr.) AP
 Josh Boutte, OL (Sr.) AP
 Leonard Fournette, RB (Jr.) AP, Coaches
 LSU, AP (So.) Coaches
 Arden Key (LB/DE (So.) Coaches

2017

Will Clapp, C (Jr.) AP,Coaches
 Arden Key, LB (Jr.) AP
 Devin White, LB (So.) AP,Coaches
 Greedy Williams, CB (Fr.-RS) AP
Second Team
 Garrett Brumfield, OL (Jr.) Coaches
 DJ Chark, RS (Sr.) AP,Coaches
 LSU, RB (Jr.) AP,Coaches
 Donte Jackson, DB (Jr.) Coaches
 Greedy Williams, CB (Fr.) Coaches

2018

Devin White, LB (Jr.) AP, Coaches
 Greedy Williams, CB (So.)AP, Coaches
 Grant Delpit, (So.) AP, Coaches
 Cole Tracy, PK (Sr.) AP, Coaches
Second Team
 Zach Von Rosenberg, P (So.) AP

2019

Joe Burrow, QB (Sr.) AP, Coaches
 K'Lavon Chaisson, LB (So.-RS)Coaches
 Ja'Marr Chase, WR (So.) AP, Coaches
 Lloyd Cuhsnberry, C (Jr.) Coaches
 Grant Delpit, DB (Jr.) Coaches
 Clyde Edwards-Helaire, RB (Jr.) Coaches
 Derek Stingley Jr., DB (Fr.) AP
Second Team
 K'Lavon Chaisson, LB (So.-RS) AP

2020

Derek Stingley Jr., DB (So.) Coaches
 Cade York, PK (So.) AP, Coaches
Second Team
 Ali Gaye, DL (Jr.) AP, Coaches
 Eli Ricks, CB (Fr.) AP
 Zach Von Rosenberg, P (Sr.) Coaches

2021

Damone Clark, LB (Sr.) AP, Coaches
Second Team
 Ed Ingram, OL (GS) Coaches
 Neil Farrell Jr., DL (Sr.) AP
 Cade York, PK (Jr.) AP, Coaches

2022

BJ Ojulari, DE (Jr.) AP, Coaches
 Harold Perkins Jr., (LB) AP
Second Team
 Will Campbell, OL (Fr.) Coaches
 Harold Perkins Jr., (LB) Coaches
 Mekhi Wingo, DL (Fr.) AP, Coaches

AS SELECTED BY SEC OFFICE

1985

Oct.11 QB Jeff Wickersham (Offense) vs. Florida
 Oct. 18 LB Michael Brooks (Defense) vs. Kentucky
 Nov. 16 LB Michael Brooks (Defense) vs. Mississippi St.
 Nov. 23 QB Jeff Wickersham (Offense) vs. Notre Dame
 LB Ron Sancho (Defense) vs. Notre Dame
 DE Henry Thomas (Defense) vs. Notre Dame

1986

Sept. 13 LB Michael Brooks (Defense) vs. Texas A&M
 Oct. 4 S Greg Jackson (Defense) vs. Florida
 Oct. 11 LB Toby Caston (Defense) vs. Georgia
 Oct. 26 WR Wendell Davis (Offense) vs. North Carolina
 Nov. 8 S Greg Jackson (Defense) vs. Alabama
 Nov. 15 QB Tommy Hodson (Offense) vs. Mississippi St.
 Nov. 22 QB Tommy Hodson (Offense) vs. Notre Dame
 WR Wendell Davis (Offense) vs. Notre Dame

1987

Oct. 10 LB Ron Sancho (Defense) vs. Georgia
 Oct. 17 QB Tommy Hodson (Offense) vs. Kentucky
 Oct. 31 WR Wendell Davis (Offense) vs. Ole Miss
 Nov. 21 RB Harvey Williams (Offense) vs. Tulane

1988

Sept. 3 LB Ron Sancho (Defense) vs. Texas A&M
 Sept. 27 LSU Team (Defense) vs. Tennessee
 Oct. 29 RB Eddie Fuller (Offense) vs. Ole Miss

1989

Oct. 14 LB Oliver Lawrence (Defense) vs. Auburn
 Oct. 28 QB Tommy Hodson (Offense) vs. Tennessee
 Nov. 4 QB Tommy Hodson (Offense) vs. Ole Miss
 Nov. 25 QB Tommy Hodson (Offense) vs. Tulane

1990

Sept. 8 LB Mike Hewitt (Defense) vs. Georgia
 Sept. 29 WR Todd Kinchen (Offense) vs. Texas A&M
 DB Derriel McCorvey (Defense) vs. Texas A&M
 Oct. 20 RB Harvey Williams (Offense) vs. Kentucky

1991

Sept. 21 LB Ricardo Washington (Defense) vs. Vanderbilt
 Nov. 16 WR Todd Kinchen (Offense) vs. Mississippi St.

1993

Nov. 6 DB Ivory Hilliard (Defense) vs. Alabama

1995

Nov. 11 RB Kevin Faulk (Offense) vs. Ole Miss
 Nov. 18 DE Gabe Northern (Defense) vs. Arkansas

1996

Sept. 7 RB Kevin Faulk (Offense) vs. Houston
 Nov. 30 RB Kevin Faulk (Offense) vs. Arkansas

1997

Oct. 11 CB Cedric Donaldson (Defense) vs. Florida
 Nov. 8 DT Chuck Wiley (Defense) vs. Alabama

1998

Sept. 19 QB Herb Tyler (Offense) vs. Auburn
 Oct. 24 RB Kevin Faulk (Offense) vs. Mississippi St.

1999

Nov. 27 QB Rohan Davey (Offense) vs. Arkansas

2000

Sept. 30 QB Rohan Davey (Offense) vs. Tennessee
 Oct. 21 RB LaBrandon Toefield (Offense) Mississippi St.
 Nov. 2 QB Josh Booty (Offense) vs. Alabama

2001

Oct. 20 LB Trev Faulk (Defense) vs. Mississippi St.
 Nov. 3 WR Josh Reed (Offense) vs. Alabama
 Nov. 24 RB LaBrandon Toefield (Offense) vs. Arkansas
 Dec. 1 DE Jarvis Green (Defense) vs. Auburn

2002

Sept. 14 PK John Corbello (ST) vs. Miami (Ohio)
 Oct. 12 CB Corey Webster (Defense) vs. Florida
 Oct. 19 CB Demetrius Hookfin (Defense) vs. South Carolina
 Nov. 9 WR Devery Henderson (Offense) vs. Kentucky
 Nov. 23 QB Marcus Randall (Offense) vs. Ole Miss

2003

Sept. 20 CB Corey Webster (Defense) vs. Georgia
 Oct. 25 DT Chad Lavalais (Defense) vs. Auburn
 Nov. 22 DT Chad Lavalais (Defense) vs. Ole Miss
 Nov. 28 QB Matt Mauck (Offense) vs. Arkansas

2004

Sept. 25 CB Corey Webster (Defense) vs. Mississippi St.
 Oct. 9 QB Marcus Randall (Offense) vs. Florida
 Oct. 30 DT Claude Wroten (D. Lineman) vs. Vanderbilt
 Nov. 13 DE Marcus Spears (D. Lineman) vs. Alabama
 Nov. 20 RB Alley Broussard (Offense) vs. Ole Miss
 Nov. 26 DE Marcus Spears (D. Lineman) vs. Arkansas
 PK Chris Jackson (ST) vs. Arkansas

2005

Sept. 10 DT Claude Wroten (D. Lineman) vs. Arizona St.
 Oct. 1 WR Skyler Green (ST) vs. Mississippi St.
 Oct. 8 QB JaMarcus Russell (Offense) vs. Vanderbilt
 Oct. 15 LB Ali Highsmith (Defense) vs. Florida
 Oct. 22 DT Claude Wroten (D. Lineman) vs. Auburn
 Nov. 12 DT Kyle Williams (Defense) vs. Alabama
 Nov. 19 PK Chris Jackson (ST) vs. Ole Miss
 Nov. 25 DE Melvin Oliver (D. Lineman) vs. Arkansas

2006

Sept. 9 DT Glenn Dorsey (D. Lineman) vs. Arizona
 Sept. 16 DT Glenn Dorsey (D. Lineman) vs. Auburn
 Sept. 23 DE Chase Pittman (D. Lineman) vs. Tulane
 Sept. 30 QB JaMarcus Russell (Offense) vs. Mississippi St.
 Oct. 14 QB JaMarcus Russell (Offense) vs. Kentucky
 Oct. 21 WR Dwayne Bowe (Offense) vs. Fresno State
 Nov. 4 QB JaMarcus Russell (Offense) vs. Tennessee
 Nov. 11 DE Tyson Jackson (D. Lineman) vs. Alabama
 Nov. 24 RS Trindon Holliday (ST) vs. Arkansas

2007

Sept. 8 DE Kirston Pittman (D. Lineman) vs. Virginia Tech
 Sept. 22 DT Glenn Dorsey (D. Lineman) vs. South Carolina
 Oct. 6 RB Jacob Hester (Offense) vs. Florida
 Oct. 20 QB Matt Flynn (Offense) vs. Auburn
 Nov. 3 DT Glenn Dorsey (Defense) vs. Alabama
 Nov. 17 S Craig Steltz (Defense) vs. Ole Miss
 RS Trindon Holliday (ST) vs. Ole Miss

2008

Sept. 13 RS Trindon Holliday (ST) vs. North Texas
 Sept. 20 RB Charles Scott (Offense) vs. Auburn
 Sept. 27 QB Jarrett Lee (Freshman) vs. Mississippi St.
 Oct. 18 DE Tyson Jackson (D. Lineman) vs. South Carolina

2009

Sept. 14 DE Rahim Alem (Defense) vs. Vanderbilt
 Sept. 28 S Chad Jones (ST) vs. Mississippi St.
 Oct. 5 RB Charles Scott (Offense) vs. Georgia
 Oct. 26 LB Harry Coleman (Defense) vs. Auburn
 Nov. 30 PK Josh Jasper (ST) vs. Arkansas

2010

Sept. 4 CB Patrick Peterson (ST) vs. North Carolina
 Sept. 11 DT Drake Nevis (D. Lineman) vs. Vanderbilt
 Sept. 18 DT Drake Nevis (D. Lineman) Mississippi St.
 PK Josh Jasper (ST) Mississippi St.
 Sept. 25 CB Patrick Peterson (ST) vs. West Virginia
 Oct. 2 RB Stevan Ridley (Offense) vs. Tennessee
 Oct. 9 DT Drake Nevis (D. Lineman) vs. Florida
 Nov. 6 LB Kelvin Sheppard (Defense) vs. Alabama
 DT Drake Nevis (D. Lineman) vs. Alabama
 Nov. 20 QB Jordan Jefferson (Offense) vs. Ole Miss
 PK Josh Jasper (ST) vs. Ole Miss

2011

Sept. 3 DB Tyrann Mathieu (Defense) vs. Oregon
 Sept. 15 WR Odell Beckham Jr. (Freshman) vs. Mississippi St.
 DT Bennie Logan (D. Lineman) Mississippi St.
 Sept. 24 P Brad Wing (ST) vs. West Virginia
 Oct. 1 DE Sam Montgomery (D. Lineman) vs. Kentucky
 Oct. 8 OG Will Blackwell (O. Lineman) vs. Florida
 Oct. 15 OT Chris Faulk (O. Lineman) vs. Tennessee
 Oct. 22 DE Barkevious Mingo (D. Lineman) vs. Auburn
 P Brad Wing (ST) vs. Auburn
 Nov. 5 S Eric Reid (Defense) vs. Alabama
 DE Sam Montgomery (D. Lineman) vs. Alabama
 Nov. 19 CB Ron Brooks (Defense) vs. Ole Miss
 OG Will Blackwell (O. Lineman) vs. Ole Miss
 Nov. 25 DB Tyrann Mathieu (Defense) vs. Arkansas
 RB Kenny Hilliard (Freshman) vs. Arkansas

2012

Sept. 8 DE Sam Montgomery (D. Lineman) vs. Washington
 S Jalen Mills (Freshman) vs. Washington
 Sept. 22 DE Sam Montgomery (Defense) vs. Auburn
 Oct. 6 LB Kevin Minter (Defense) vs. Florida
 Oct. 13 DE Sam Montgomery (D. Lineman) vs. S. Carolina
 RB Jeremy Hill (Freshman) vs. South Carolina
 Oct. 20 LB Kevin Minter (Defense) vs. Texas A&M
 Nov. 10 S Craig Loston (Defense) vs. Mississippi St.
 Nov. 17 WR Odell Beckham Jr. (ST) vs. Ole Miss
 C P.J. Lonergan (O. Lineman) vs. Ole Miss

2013

Aug. 31 OT La'el Collins (O. Lineman) vs. TCU
 Sept. 7 WR Odell Beckham Jr. (ST) vs. UAB
 Sept. 14 DT Ego Ferguson (Defense) vs. Kent State
 Sept. 21 RB Jeremy Hill (Offense) vs. Auburn
 Oct. 5 QB Zach Mettenberger (Offense) vs. Mississippi St.
 Oct. 12 DE Danielle Hunter (D. Lineman) vs. Florida
 Nov. 23 RB Terrence Magee (Offense) vs. Texas A&M

2014

Sept. 27 QB Brandon Harris (Freshman) vs. New Mexico St.
 Oct. 11 OG Vadal Alexander (O. Lineman) vs. Florida
 RB Leonard Fournette (Freshman) vs. Florida
 Oct. 25 RB Leonard Fournette (Freshman) vs. Ole Miss
 LB Kendall Beckwith (Defense) vs. Ole Miss
 Nov. 27 RB Leonard Fournette (Freshman) vs. Texas A&M

2015

Sept. 12 RB Leonard Fournette (Offense) vs. Mississippi St.
 C Ethan Pocic (O. Lineman) Mississippi St.
 Sept. 19 RB Leonard Fournette (Offense) vs. Auburn
 OT Vadal Alexander (O. Lineman) vs. Auburn
 Sept. 26 RB Leonard Fournette (Offense) vs. Syracuse
 Oct. 10 C Ethan Pocic (O. Lineman) vs. South Carolina
 RB LSU (Freshman) vs. South Carolina
 Oct. 17 OT Vadal Alexander (O. Lineman) vs. Florida
 DE Lewis Neal (Defense) vs. Florida
 Nov. 28 LB Deion Jones (Defense) vs. Texas A&M
 DE Arden Key (Freshman) vs. Texas A&M

2016

Sept. 10 DB Tre'Davious White (ST) vs. Jacksonville St.
 Sept. 17 DE Arden Key (D. Lineman) vs. Mississippi St.
 P Josh Growden (ST) vs. Mississippi St.
 Oct. 1 RB LSU (Offense) vs. Missouri
 C Ethan Pocic (O. Lineman) vs. Missouri
 Oct. 22 RB Leonard Fournette (Offense) vs. Ole Miss
 C Ethan Pocic (O. Lineman) vs. Ole Miss
 Nov. 5 DE Lewis Neal (D. Lineman) vs. Alabama
 Nov. 12 RB LSU (Offense) vs. Arkansas
 C Ethan Pocic (O. Lineman) vs. Arkansas
 Nov. 24 RB LSU (Offense) vs. Texas A&M

2017

- Aug. 30 OG Garrett Brumfield (O. Lineman) vs. BYU)
- Oct. 7 LB Devin White (Defense) at Florida
- Oct. 14 WR/PR DJ Chark (Offense) vs. Auburn
- LB Devin White (Defense) vs. Auburn
- Oct. 21 RB LSU (Offense) at Ole Miss
- PK Connor Culp (ST) at Ole Miss
- Nov. 11 LB Devin White (Defense) vs. Arkansas)
- Nov. 18 P Zach Von Rosenberg (ST) at Tennessee
- Nov. 25 LB Devin White (Defense) vs. Texas A&M

2018

- Sept. 3 LB Jacob Phillips (Defense) vs. Miami
- PK Cole Tracy (ST) vs. Miami
- Sept. 17 PK Cole Tracy (ST) vs. Auburn
- QB Joe Burrow (Offense) vs. Auburn
- Oct. 1 QB Joe Burrow (Offense) vs. Ole Miss
- Oct. 15 PK Cole Tracy (ST) vs. Georgia
- LB Devin White (Defense) vs. Georgia
- Oct. 22 PK Cole Tracy (ST) vs. Mississippi St.
- S Grant Delpit (Defense) vs. Mississippi St.
- Nov. 26 LB Devin White (Defense) at Texas A&M

2019

- Sept. 2 QB Joe Burrow (Offense) vs. Georgia Southern
- Sept. 9 QB Joe Burrow (Offense) at Texas
- PK Cade York (ST) at Texas
- Sept. 23 QB Joe Burrow (Offense) at Vanderbilt
- Oct. 14 QB Joe Burrow (Offense) vs. Florida
- DB Derek Stingley Jr. (Freshman) vs. Florida
- Oct. 21 S JaCoby Stevens (Defense) at Mississippi St.
- Oct. 28 S JaCoby Stevens (Defense) vs. Auburn
- Nov. 11 QB Joe Burrow (Offense) at Alabama
- RB Clyde Edwards-Helaire (Offense) at Alabama
- Nov. 18 WR Ja'Marr Chase (Offense) at Ole Miss
- Nov. 25 S JaCoby Stevens (Defense) vs. Arkansas
- S Maurice Hampton Jr. (Freshman) vs. Arkansas

2020

- Oct. 24 RS Trey Palmer (ST) vs. South Carolina
- DE BJ Ojulari (D. Lineman) vs. South Carolina
- Nov. 21 DE Andre Anthony (D. Lineman) at Arkansas
- Dec. 12 QB Max Johnson (Offense) at Florida
- PK Cade York (ST) at Florida

2021

- Sept. 18 DE BJ Ojulari (D. Lineman) vs. Central Michigan
- Sept. 25 LB Damone Clark (Defensive) vs. Mississippi St.
- Oct. 16 RB Tyrion Davis-Price (Offensive) vs. Florida
- Nov. 27 LB Damone Clark (Defensive) vs. Texas A&M
- PK Cade York (ST) vs. Texas A&M

2022

- Sept. 17 S Jay Ward (Defensive) vs. Mississippi St.
- Oct. 1 DE BJ Ojulari (D. Lineman) at Auburn
- Oct. 15 OL Will Campbell (Offensive Lineman) at Florida
- Oct. 22 QB Jayden Daniels (Offensive) vs. Ole Miss
- DT Mekhi Wingo (Deensive Lineman) vs. Ole Miss
- LB Harold Perkins Jr. (Freshman) vs. Ole Miss
- Nov. 5 QB Jayden Daniels (Offensive) vs. Alabama
- LB Harold Perkins Jr. (Defensive) vs. Alabama
- TE Mason Taylor (Freshman) vs. Alabama
- Nov. 12 LB Harold Perkins Jr. (Defensive) at Arkansas

LSUPER BOWL

SUPER BOWL CHAMPIONS

Super Bowl Champion is a phrase that has become synonymous with former LSU football players. Through Super Bowl LVI in 2022, a total of 78 former Tigers have played in pro football's ultimate game and 46 have claimed a Super Bowl ring. A former Tiger has been on the roster for 44 of 56 Super Bowls, including a nation's best 21 straight. LSU greets Jimmy Taylor of the Green Bay Packers and Johnny Robinson of the Kansas City Chiefs played in the first Super Bowl in 1967. Andrew Whitworth and Odell Beckham Jr. one the most recent Super Bowl.

SUPER BOWL TIGERS BY THE NUMBERS

21

Straight years of having a former player in the Super Bowl, the longest streak in the SEC

46

Former Tigers who have won a Super Bowl ring

3

Number of Super Bowl rings for retired New England Patriot Kevin Faulk, the most in school history

9

Number of former players who have won multiple Super Bowl rings

44

Of the 56 Super Bowls played, 44 have included at least one former LSU Tiger in the game

LSU TIGERS IN THE SUPER BOWL

Super Bowl I	Jim Taylor (RB)	Green Bay Packers	🏆
Super Bowl I	Johnny Robinson (S)	Kansas City Chiefs	🏆
Super Bowl II	Billy Cannon (TE)	Oakland Raiders	
Super Bowl III	Dennis Gaudatz (LB)	Baltimore Colts	
Super Bowl IV	Remi Prudhomme (G-C)	Kansas City Chiefs	🏆
Super Bowl IV	Johnny Robinson (S)	Kansas City Chiefs	🏆
Super Bowl IV	Roy "Moonie" Winston (LB)	Minnesota Vikings	
Super Bowl V	Fred Miller (DT)	Baltimore Colts	🏆
Super Bowl VI	Billy Truax (TE)	Dallas Cowboys	🏆
Super Bowl VIII	Roy "Moonie" Winston (LB)	Minnesota Vikings	
Super Bowl VIII	Godfrey Zaunbrecher (C)	Minnesota Vikings	
Super Bowl IX	Roy "Moonie" Winston (LB)	Minnesota Vikings	
Super Bowl X	Warren Capone (LB)	Dallas Cowboys	
Super Bowl XI	Roy "Moonie" Winston (LB)	Minnesota Vikings	
Super Bowl XVI	Charles Alexander (RB)	Cincinnati Bengals	
Super Bowl XVI	Bo Harris (LB)	Cincinnati Bengals	
Super Bowl XVII	A.J. Duhe (LB)	Miami Dolphins	
Super Bowl XVII	David Woodley (QB)	Miami Dolphins	
Super Bowl XIX	A.J. Duhe (LB)	Miami Dolphins	
Super Bowl XXI	Gene Lang (RB)	Denver Broncos	
Super Bowl XXI	Leonard Marshall (DE)	New York Giants	🏆
Super Bowl XXII	Mitch Andrews (TE)	Denver Broncos	
Super Bowl XXII	Michael Brooks (LB)	Denver Broncos	
Super Bowl XXII	Tim Joiner (LB)	Denver Broncos	
Super Bowl XXII	Gene Lang (RB)	Denver Broncos	
Super Bowl XXIV	Michael Brooks (LB)	Denver Broncos	
Super Bowl XXV	Greg Jackson (SS)	New York Giants	🏆
Super Bowl XXV	Leonard Marshall (DE)	New York Giants	🏆
Super Bowl XXVI	Eddie Fuller (RB)	Buffalo Bills	
Super Bowl XXVII	Eddie Fuller (RB)	Buffalo Bills	
Super Bowl XXVIII	Eddie Fuller (RB)	Buffalo Bills	
Super Bowl XXXII	Tory James (CB)	Denver Broncos	🏆
Super Bowl XXXIII	Tory James (CB)	Denver Broncos	🏆
Super Bowl XXXIII	Todd Kinchen (WR)	Atlanta Falcons	
Super Bowl XXXIV	Denard Walker (CB)	Tennessee Titans	
Super Bowl XXXVI	Kevin Faulk (RB)	New England Patriots	🏆
Super Bowl XXXVII	Anthony McFarland (DT)	Tampa Bay Buccaneers	
Super Bowl XXXVIII	Rohan Davey (QB)	New England Patriots	🏆
Super Bowl XXXVIII	Kevin Faulk (RB)	New England Patriots	🏆
Super Bowl XXXVIII	Jarvis Green (DE)	New England Patriots	🏆
Super Bowl XXXVIII	Brian Kinchen (TE)	New England Patriots	🏆
Super Bowl XXXIX	Eric Alexander (LB)	New England Patriots	🏆
Super Bowl XXXIX	Rohan Davey (QB)	New England Patriots	🏆
Super Bowl XXXIX	Kevin Faulk (RB)	New England Patriots	🏆
Super Bowl XXXIX	Randall Gay (CB)	New England Patriots	🏆
Super Bowl XXXIX	Jarvis Green (DE)	New England Patriots	🏆
Super Bowl XXXIX	Marquise Hill (DT)	New England Patriots	🏆
Super Bowl XL	Alan Faneca (G)	Pittsburgh Steelers	
Super Bowl XLI	Joseph Addai (RB)	Indianapolis Colts	🏆
Super Bowl XLI	Anthony McFarland (DT)	Indianapolis Colts	🏆
Super Bowl XLII	Corey Webster (CB)	New York Giants	🏆
Super Bowl XLIII	Ryan Clark (DB)	Pittsburgh Steelers	🏆
Super Bowl XLIII	Early Doucet (WR)	Arizona Cardinals	
Super Bowl XLIII	Alii Highsmith (LB)	Arizona Cardinals	
Super Bowl XLIII	Justin Vincent (RB)	Pittsburgh Steelers	🏆
Super Bowl XLIV	Marlon Favorite (DT)	New Orleans Saints	🏆
Super Bowl XLIV	Randall Gay (CB)	New Orleans Saints	🏆
Super Bowl XLIV	Devery Henderson (WR)	New Orleans Saints	🏆

LSUsports.net/superbowl

Super Bowl XLV	Matt Flynn (QB)	Green Bay Packers	🏆
Super Bowl XLV	Howard Green (DT)	Green Bay Packers	🏆
Super Bowl XLV	Quinn Johnson (FB)	Green Bay Packers	🏆
Super Bowl XLVI	Michael Clayton (WR)	New York Giants	🏆
Super Bowl XLVI	Corey Webster (CB)	New York Giants	🏆
Super Bowl XLVII	Curtis Taylor (S)	San Francisco 49ers	
Super Bowl XLVIII	Trindon Holiday (WR)	Denver Broncos	
Super Bowl XLVIII	Tharold Simon (CB)	Seattle Seahawks	🏆
Super Bowl XLVIII	Spencer Ware (RB)	Seattle Seahawks	🏆
Super Bowl XLIX	Brandon Lafell (WR)	New England Patriots	🏆
Super Bowl XLIX	Stevan Ridley (RB)	New England Patriots	🏆
Super Bowl LI	Tyson Jackson (DE)	Atlanta Falcons	
Super Bowl LI	Deion Jones (LB)	Atlanta Falcons	
Super Bowl LI	Barkevious Mingo (LB)	New England Patriots	🏆
Super Bowl LII	Ricky Jean Francois (DT)	New England Patriots	
Super Bowl LII	Donnie Jones (P)	Philadelphia Eagles	🏆
Super Bowl LII	Jalen Mills (CB)	Philadelphia Eagles	🏆
Super Bowl LIII	Michael Brockers (DT)	Los Angeles Rams	
Super Bowl LIII	Danny Eting (QB)	New England Patriots	🏆
Super Bowl LIII	Frank Herron (DT)	New England Patriots	🏆
Super Bowl LIII	Jeremy Hill (RB)	New England Patriots	🏆
Super Bowl LIII	Andrew Whitworth (OT)	Los Angeles Rams	
Super Bowl LIV	Kwon Alexander (LB)	San Francisco 49ers	
Super Bowl LIV	Morris Claiborne (CB)	Kansas City Chiefs	🏆
Super Bowl LIV	Tyrann Mathieu (S)	Kansas City Chiefs	🏆
Super Bowl LIV	Spencer Ware (RB)	Kansas City Chiefs	🏆
Super Bowl LIV	Darrel Williams (RB)	Kansas City Chiefs	🏆
Super Bowl LV	Clyde Edwards-Helaire (RB)	Kansas City Chiefs	
Super Bowl LV	Tyrann Mathieu (S)	Kansas City Chiefs	
Super Bowl LV	Darrel Williams (RB)	Kansas City Chiefs	
Super Bowl LV	Leonard Fournette (RB)	Tampa Bay Buccaneers	🏆
Super Bowl LV	Kevin Minter (LB)	Tampa Bay Buccaneers	🏆
Super Bowl LV	Devin White (LB)	Tampa Bay Buccaneers	🏆
Super Bowl LV	Cyril Grayson (WR)	Tampa Bay Buccaneers	🏆
Super Bowl LVI	Joe Burrow (QB)	Cincinnati Bengals	
Super Bowl LVI	Ja'Marr Chase (WR)	Cincinnati Bengals	
Super Bowl LVI	Tyler Shelvin (OT)	Cincinnati Bengals	
Super Bowl LVI	Odell Beckham Jr. (WR)	Los Angeles Rams	🏆
Super Bowl LVI	Andrew Whitworth (OT)	Los Angeles Rams	🏆
Super Bowl LVII	Clyde Edwards-Helaire	Kansas City Chiefs	🏆

A

PLAYER (POSITION)	NFL TEAM	SEASONS
Adams, Jamal (S)	Jets	2017-19
	Seahawks	2020-22
Adams, John (B)	Bears	1959-62
Addai, Joseph (RB)	Colts	2006-11
Alexander, Charles (RB)	Bengals	1979-85
Alexander, Dan (G)	Jets	1977-89
Alexander, Eric (LB)	Patriots	2004-09
	Jaguars	2010
	Browns	2010
Alexander, Kwon (LB)	Bucs	2015-18
	49ers	2019-21
	Saints	2020-21
	Jets	2022
Alexander, Vadal (OL)	Raiders	2016-17
Allen, Kenderick (DT)	Saints	2003
	Giants	2004-05
	Packers	2006
Andolsek, Eric (G)	Lions	1988-91
Andrews, Mitch (TE)	Broncos	1987

B

Baggett, Billy (B)	Texans	1952
Barbay, Roland (NT)	Seahawks	1987
Barksdale, Joe (T)	Raiders	2011-12
	Rams	2012-14
	Chargers	2015-17, 18
	Cardinals	2018
Barnes, Walter (G)	Eagles	1948-51
Barrow, Lamin (LB)	Broncos	2014
	Bears	2015
Bech, Brett (WR)	Saints	1997-99
Beckham, Odell Jr. (WR)	Giants	2014-18
	Browns	2019-21
	Rams	2021
Beckwith, Kendall (LB)	Buccaneers	2017
Bishop, Harold (TE)	Buccaneers	1994
	Browns	1995
	Ravens	1996
	Steelers	1998
Blue, Alfred (RB)	Texans	2014-2018
Booker, Fred (DB)	Saints	2005
Booty, Josh (QB)	Browns	2001-03
Bower, Tashawn (DE)	Vikings	2017-18, 2021
	Patriots	2020-21
	Jaguars	2002
Bordelon, Ben (OG)	Chargers	1997
Bordelon, Ken (LB)	Saints	1976-77, 79-82
Boutte, Marc (DT)	Rams	1992-93
	Redskins	1994-99
Bowe, Dwayne (WR)	Chiefs	2007-14
	Browns	2015
Bower, Tashawn (DE)	Vikings	2017-18, 21
	Patriots	2020-21
	Raiders	2022
Branch, Mel (DE)	Chiefs	1960-65
	Dolphins	1966-68
	Bengals	2006
Brazell, Bennie (WR)	Saints	2015-16
Breaux, Delvin (CB)	Falcons	1983-87
Britt, James (DB)	Rams	2012-20
Brockers, Michael (DT)	Lions	2021-22
Brodnax, John "Red" (FB)	Broncos	1960
Brooks, Michael (LB)	Broncos	1987-92
	Giants	1993-95
	Lions	1996
Brooks, Ron (CB)	Bills	2012-15
	Eagles	2016
	Cardinals	1947
Burkett, Jeff (E)	Redskins	1986
Burks, Shawn (LB)	Browns	1979-84
Burrow, Joe (QB)	Bengals	2020-22
Bussey, Young (QB)	Bears	1940-41

C

Cannon, Billy (RB-TE)	Oilers	1960-63
	Raiders	1964-69
	Chiefs	1970
Capone, Warren (LB)	Cowboys	1975
	Saints	1976
Carson, Carlos (WR)	Chiefs	1980-89
	Eagles	1989
Carter, Tory (FB)	Titans	2021-22
Casanova, Tommy (S)	Bengals	1972-77
Cason, Jim (HB)	49ers	1950-52, 1954
	Rams	1955-56
Caston, Toby (LB)	Oilers	1987-88
	Lions	1989-93
Chaisson, K'Lavon (LB)	Jaguars	2020-22
Champagne, Ed (T)	Rams	1947-50
Char, DJ (WR)	Jaguars	2018-21
	Lions	2022
Charles, Saahdiq (OT)	Washington	2020-22
Chase, Ja'Marr (WR)	Bengals	2021-22
Chatman, Ricky (LB)	Colts	1987
Claiborne, Morris (CB)	Cowboys	2012-16
	Jets	2017-18

	Chiefs	2019
Clapp, Tommy (LB)	Buccaneers	1988
Clapp, Will (C)	Saints	2018-21
	Chargers	2022
Clark, Damone (LB)	Cowboys	2022
Clark, Ryan (S)	Giants	2002-03
	Redskins	2004-05, 14
	Steelers	2006-13
Clayton, Michael (WR)	Buccaneers	2004-09
	Giants	2010-11
Coates, Ray (B)	Giants	1948-49
Coffee, Jim (B)	Cardinals	1937-38
Collins, Al (B)	Colts	1950
	Packers	1951
Collins, Jalen (CB)	Falcons	2015-16
Collins, La'el (G)	Cowboys	2015-21
	Bengals	2022
Collins, Ray (T)	49ers	1950-52
	Giants	1954
	Chiefs	1960-61
Cox, Jabril (LB)	Cowboys	2021
Crass, Bill (B)	Cardinals	1937
Cushenberry III, Lloyd (C)	Broncos	2020-22
Crutera, Jacob (LB)	Jaguars	2010
	Buccaneers	2011-12

D

Dale, Jeff (S)	Chargers	1985-86, 88
Daniel, Eugene (CB)	Colts	1984-96
	Ravens	1997
Daniels, Travis (DB)	Dolphins	2005-07
	Browns	2008
	Chiefs	2009-12
Dardar, Ramsey (DT)	Cardinals	1984
Davey, Rohan (QB)	Patriots	2002-04
	Cardinals	2005
Davidson, Kenny (DE)	Steelers	1990-93
	Oilers	1994-95
	Bengals	1996
Davis, Brad (RB)	Falcons	1975-76
Davis, Craig (WR)	Chargers	2007-10
Davis, Domanick (RB)	Texans	2003-06
Davis, Tommy (PK)	49ers	1959-69
Davis, Wendell (WR)	Bears	1988-93
	Colts	1995
Davis-Price, Tyrion (RB)	49ers	2022
Deculus, Austin (T)	Texans	2022
Delpit, Grant (S)	Browns	2021-22
Demarie, John (G-T)	Browns	1967-75
	Seahawks	1976
Dorsey, Glenn (DT)	Chiefs	2008-12
	49ers	2013-16
Doucet, Early (WR)	Cardinals	2008-12
Duhe, A.J. (DE-LB)	Dolphins	1977-84
Dunbar, Karl (DE)	Saints	1993
	Cardinals	1994-95
Dupre, Malachi (WR)	Bills	2017
	Cardinals	2018

E

Edwards-Helaire, Clyde (RB)	Chiefs	2020-22
Edwards, Eric (TE)	Cardinals	2004-05
Edwards, Lavar (DE)	Titans	2013
	Cowboys	2014
	Raiders	2015
	Panthers	2016
	Colts	2016
	Browns	2017
Elko, Bill (NT)	Chargers	1983-84
	Colts	1987
Estes, Don (G)	Chargers	1966
Etling, Danny (QB)	Jaguars	2021

F

*Faneca, Alan (G)	Steelers	1998-2007
	Jets	2008-09
	Cardinals	2010
Farrell, Neil (DE)	Raiders	2022
Faulk, Kevin (RB)	Patriots	1999-2011
Faulk, Trev (LB)	Cardinals	2002-03
	Rams	2004-05
Fehoko, Breidon (DT)	Chargers	2020-22
Ferguson, Blake (LS)	Dolphins	2020-22
Ferguson, Ego (DT)	Bears	2014-15
Ferguson, Reid (LS)	Bills	2017-22
Flott, Cordale (CB)	Giants	2022
Flynn, Matt (QB)	Packers	2008-11, 13-14
	Seahawks	2012
	Raiders	2013
	Bills	2013
	Saints	2015
Fonotot, Herman (RB)	Browns	1985-88
	Packers	1989-90
	Bears	2013
Ford, Michael (RB)	Lions	2000-02
Foster, Larry (WR)	Cardinals	2003
Fournet, Sid (G)	Rams	1955-56
	Steelers	1957
	Chiefs	1960-61
	Jets	1962-63
Fournette, Leonard (RB)	Jaguars	2017-19
	Buccaneers	2020-22

Francois, Ricky Jean (DT)	49ers	2009-12
	Colts	2013-14
	Redskins	2015-16
	Packers	2017
	Patriots	2017
	Lions	2018
Fuller, Eddie (RB)	Bills	1991-93
Fulton, Kristian (CB)	Titans	2020-22
Fussell, Tommy (DE)	Patriots	1967

G

Gage, Russell (WR)	Falcons	2018-21
	Buccaneers	2022
Gajan, Hokie (FB)	Saints	1982-85
Garlington, John (LB)	Browns	1968-77
Gaubatz, Dennis (LB)	Lions	1963-64
	Colts	1965-69
Gay, Randall (CB)	Patriots	2004-07
	Saints	2008-10
Glamp, Joe (B)	Steelers	1947-49
Godchaux, Davon (DT)	Dolphins	2017-20
	Patriots	2021-22
Gordon, Dillon (G)	Eagles	2016
Gorinski, Walt (B)	Steelers	1946
Graves, White (S)	Patriots	1965-67
	Bengals	1968
Grayson, Cyril	Buccaneers	2019-21
Green, Howard (DT)	Ravens	2002
	Saints	2003-04
	Seahawks	2007-08
	Jets	2009, 10
	Packers	2010-11
Green, Jarvis (DE)	Patriots	2002-09
	Texans	2010
Green, Skyler (WR)	Cowboys	2006
	Bengals	2007
	Saints	2008
Gros, Earl (RB)	Packers	1962-63
	Eagles	1964-66
	Steelers	1967-69
	Saints	1970
Guidry, Kevin (CB)	Broncos	1988
	Cardinals	1989

H

Haliburton, Ronnie (TE)	Broncos	1990-91
Hamilton, Andy (WR)	Chiefs	1973-74
	Saints	1975
Harris, Bo (LB)	Bengals	1975-82
Harris, Wendell (DB)	Colts	1962-65
	Giants	1966-67
Hawkins, Chris (DB)	Titans	2011
Hawkins, Jerald (T)	Steelers	2016-17, 2020
	Buccaneers	2019
Henderson, Devery (WR)	Saints	2004-12
Herron, Frank	Lions	2019-20
	Panthers	2021
Hester, Jacob (FB)	Chargers	2008-11
	Broncos	2012
Highsmith, Ali (LB)	Cardinals	2008-09
Hill, Eric (LB)	Cardinals	1989-97
	Rams	1998
	Chargers	1999
Hill, Jeremy (RB)	Bengals	2014-17
	Patriots	2018
Hill, Marquise (DE)	Patriots	2004-06
Hill, Raion (DB)	Bills	2000-01
Hilliard, Dalton (RB)	Saints	1986-93
Hines, Chasen (OL)	Patriots	2022
Hobley, Liffort (DB)	Cardinals	1985
	Dolphins	1987-93
Hodgins, Norm (DB)	Bears	1974
Hodson, Tommy (QB)	Patriots	1990-92
	Dolphins	1993
	Cowboys	1994
	Saints	1995-96
Holiday, Trindon (WR)	Texans	2011-12
	Broncos	2012-13
	49ers	2014
	Buccaneers	2014
Hunt, Jack (S)	Dolphins	2006
Hunter, Danielle (DE)	Vikings	2015-19, 2021-22

I

Ingram, Ed (G)	Vikings	2022
----------------	---------	------

J

Jackson, Al (G)	Cowboys	2000-01
Jackson, Chevis (CB)	Falcons	2008-09
	Jaguars	2010
	Patriots	2010
	Broncos	2010
Jackson, Donte (CB)	Panthers	2018-22
Jackson, Greg (DB)	Giants	1989-93
	Eagles	1994-95
	Saints	1996
	Chargers	1997-2000
Jackson, Rusty (P)	Rams	1976
	Bills	1978-79

Jackson, Steve (DB)	Raiders	1977
Jackson, Tyson (DE)	Chiefs	2009-13
	Falcons	2014-16
James, Bradie (LB)	Cowboys	2003-11
	Texans	2012
James, Garry (RB)	Lions	1986-88
James, Tory (CB)	Broncos	1996-99
	Raiders	2000-02
	Bengals	2003-06
Jean Batiste, Garland (RB)	Saints	1987
Jefferson, Justin (WR)	Vikings	2020-22
Jefferson, Norman (DB)	Packers	1987-88
Johnson, Anthony (DT)	Dolphins	2014
	Patriots	2016
	Jets	2016
	Colts	2017
Johnson, Herman (G)	Cardinals	2009
	Bears	2010
Johnson, Quinn (FB)	Packers	2009-10
	Titans	2011-13
Joiner, Tim (LB)	Oilers	1983-84
	Broncos	1987
Jones, Bert (QB)	Colts	1973-81
	Rams	1982
Jones, Deion (LB)	Falcons	2016-21
	Browns	2022
Jones, Donnie (P)	Seahawks	2004
	Dolphins	2005-06
	Rams	2007-11
	Texans	2012
	Eagles	2013-17
	Chargers	2018
Jones, Reggie (WR)	Chargers	2000-01
Jones, Victor (RB)	Oilers	1990-91
	Broncos	1992
	Steelers	1993-94
	Chiefs	1994

K

Kavanaugh, Ken Sr. (E)	Bears	1940-41, 45-50
Kennison, Eddie (WR)	Rams	1996-98, 2008
	Saints	1999
	Bears	2000
	Broncos	2001
	Chiefs	2001-07
Key, Arden (DE)	Raiders	2018-20
	49ers	2021
	Jaguars	2022
Kinchen, Brian (TE)	Dolphins	1988-90
	Browns	1991-95
	Ravens	1996-98
	Panthers	1999-2000
	Patriots	2003
Kinchen, Todd (WR)	Rams	1992-95
	Broncos	1996
	Falcons	1997-98
	Browns	1953-59

L

LaFell, Brandon (WR)	Panthers	2010-13
	Patriots	2014-15
	Bengals	2016-17
	Raiders	2018
LaFleur, David (TE)	Cowboys	1997-2000
LaFleur, Greg (TE)	Cardinals	1981-85
	Colts	1986
Landry, Jarvis (WR)	Dolphins	2014-17
	Browns	2018-21
	Saints	2022
Landry, LaRon (S)	Redskins	2007-11
	Jets	2012
	Colts	2013-14
Lang, Gene (RB)	Broncos	1984-87
	Falcons	1988-90
Lavalais, Chad (DT)	Falcons	2004-05
Lawrence, Rashard (DT)	Cardinals	2020-22
LeBlanc, Clarence (S)	Giants	2003
Lee, Buddy (QB)	Bears	1971
Leggett, Earl (DT)	Bears	1957-65
	Rams	1966
	Saints	1967
LeJeune, Norman (DB)	Dolphins	2005-06
Levingston, Lazarius (DE)	Seahawks	2011
	Buccaneers	2022
Lewis, Damien (

Marshall, Anthony (DB)	Bears	1994-97
	Eagles	1998
Marshall, Leonard (DE)	Giants	1983-92
	Jets	1993
	Redskins	1994
Marshall Jr., Terrace (WR)	Panthers	2021-22
Martin, Eric (WR)	Saints	1985-93
	Chiefs	1994
Martin, Ronald (S)	Jets	2015-16
	Colts	2017
Martin, Sammy (WR)	Patriots	1988-91
	Colts	1991
Masters, Billy (TE)	Bills	1967-69
	Broncos	1970-74
	Chiefs	1975-76
Mathieu, Tyrann (S)	Cardinals	2013-17
	Texans	2018
	Chiefs	2019-21
	Saints	2022
Mauck, Matt (QB)	Broncos	2004
	Titans	2005-06
*Mawae, Kevin (G-C)	Seahawks	1995-97
	Jets	1998-2005
	Titans	2006-09
May, Bill (B)	Cardinals	1937-38
Mayes, Adrian (DB)	Cardinals	2004-05
Mayes, Mike (CB)	Saints	1989
	Jets	1990
	Vikings	1991
McClure, Todd (C)	Falcons	2000-12
McCormick, Dave (T)	49ers	1966
	Saints	1967-68
McCray, Danny (S)	Cowboys	2010-13, 15
	Bears	2014
McDaniel, Orlando (WR)	Broncos	1982
McFarland, Anthony (DT)	Buccaneers	1999-05
	Colts	2006-07
McMath, Racey (TE)	Titans	2021-22
Mealey, Rondell (RB)	Packers	2001-02
Mettenberger, Zach (QB)	Titans	2014-15
	Steelers	2016
Miller, Arnold (DE)	Browns	1999-2000
Miller, Blake (C)	Lions	1992
Miller, Fred (DT)	Colts	1963-72
Miller, Nate (G)	Falcons	1997
Miller, Paul (DE)	Rams	1954-57
	Chiefs	1960-61
	Chargers	1962
Mills, Jalen (CB)	Eagles	2016-20
	Patriots	2021-22
Mingo, Barkevious (LB)	Browns	2013-15
	Patriots	2016
	Colts	2017
	Seahawks	2018
	Texans	2019
	Bears	2020
Minter, Kevin (LB)	Cardinals	2013-16
	Bengals	2017
	Buccaneers	2018-21
Mixon, Kenny (DE)	Dolphins	1998-2001
	Vikings	2002-04
Montgomery, Bill (B)	Cardinals	1946
Montgomery, Sam (LB)	Texans	2013
Moreau, Doug (TE)	Dolphins	1966-69
Moreau, Foster (TE)	Raiders	2019-22
Morgan, Mike (LB)	Eagles	1964-67
	Redskins	1968
	Saints	1969-70
Thaddeus Moss (TE)	Bengals	2021
Murphy, Richard (RB)	Jaguars	2012
Myles, Jesse (RB)	Broncos	1983-84
N		
Neal, Ed (G)	Bears	1951
Neal, Lewis (DE)	Cowboys	2017
Neck, Tommy (HB)	Bears	1962-63
Nevis, Drake (DT)	Colts	2011-12
	Chargers	2013
	Cowboys	2013
	Jaguars	2013
Niswanger, Rudy (C)	Chiefs	2006-10
Northern, Gabe (DE)	Bills	1996-99
	Vikings	2000
Norwood, Ralph (T)	Falcons	1989
Nunnery, R.B. (DT)	Chiefs	1960
O		
Oliver, Melvin (DE)	49ers	2006
P		
Peterman, Stephen (G)	Cowboys	2004-05
	Lions	2006-12
Peterson, Patrick (CB/RS)	Cardinals	2011-20
	Vikings	2021-22
Phillips, Jacob (LB)	Browns	2020-22
Pocic, Ethan (G/T)	Seahawks	2017-21
	Browns	2022
Porter, Tracy (WR)	Lions	1981-82
	Colts	1983-84
Price, Marcus (T)	Chargers	1997-99
	Saints	2000-01
	Bills	2002-04

	Cowboys	2005
Prude, Ronnie (DB)	Ravens	2006-07
Prudhomme, Remi (C-G)	Bills	1966-67, 72
	Chiefs	1968-69
	Saints	1971-72
Q		
Queen, Patrick (LB)	Ravens	2020-22
Quinn, Marcus (DB)	Buccaneers	1987
R		
Rabb, Warren (QB)	Lions	1960
	Bills	1961-62
Randall, Marcus (LB)	Titans	2005
Randle, Rueben (WR)	Giants	2012-15
Ray, Eddie (RB-P)	Patriots	1970
	Chargers	1971
	Falcons	1972-74
	Bills	1976
Raymond, Corey (S)	Giants	1992-94
	Lions	1995-97
Reed, Joe (B)	Cardinals	1937, 39
Reed, Josh (WR)	Bills	2002-09
Rehage, Steve (S)	Giants	1987
Reid, Eric (S)	49ers	2013-17
	Panthers	2018-19
Reid, Joe (LB)	Rams	1951
Reynolds, M.C. (QB)	Cardinals	1958-59
	Redskins	1960
	Bills	1961
	Raiders	1962
Rice, George (DT)	Oilers	1966-69
Richards, Bobby (DE)	Eagles	1962-65
	Falcons	1966-67
Richey, Wade (PK)	49ers	1998-2000
	Chargers	2001-02
	Ravens	2003-04
Ridley, Stevan (RB)	Patriots	2011-14
	Jets	2015
	Falcons	2016
	Steelers	2017-18
Riley, Duke (LB)	Falcons	2017-19
	Eagles	2019-20
	Dolphins	2021-22
Riley, Perry Jr. (LB)	Redskins	2010-15
	Raiders	2016
Risher, Alan (QB)	Buccaneers	1985
	Packers	1987
*Robinson, Johnny (S)	Chiefs	1960-71
Robinson, Rashard (CB)	49ers	2016
	Jets	2017-18
	Cowboys	2020
	Buccaneers	2021
Robiskie, Terry (RB)	Raiders	1977-79
	Dolphins	1980-81
Rogers, Steve (RB)	Saints	1975
	Jets	1976
Roman, Mark (DB)	Bengals	2000-03
	Packers	2004-05
	49ers	2006-09
Royal, Robert (TE)	Redskins	2003-05
	Bills	2006-08
	Browns	2009-10
Rukas, Justin (T)	Brooklyn Dodgers	1936
Russell, JaMarcus (QB)	Raiders	2007-09
S		
Sandifer, Dan (B)	Redskins	1948-49
	Lions	1950
	49ers	1950
	Eagles	1950-51
	Packers	1952-53
	Cardinals	1953
Savoie, Nicky (TE)	Saints	1997
Schroll, Charles (B)	Lions	1950
	Packers	1951
Scott, Malcolm (TE)	Giants	1983
	Saints	1987
Shelvin, Tyler (DT)	Bengals	2021-22
Shepard, Russell (WR)	Buccaneers	2013-16
	Panthers	2017
	Giants	2018-19
Sheppard, Kelvin (LB)	Bills	2011-12
	Colts	2013
	Dolphins	2014-15
	Giants	2016-17
	Lions	2018
Shurtz, Hubert (T)	Steelers	1948
Simon, Tharold (CB)	Seahawks	2014-16
	Cardinals	2016
Smith, Eric (WR)	Bears	1997
Smith, Lance (G)	Cardinals	1985-93
	Giants	1994-96
Smoot, Raymond (G)	Chargers	1993
Spears, Marcus (DE)	Cowboys	2005-12
	Ravens	2013
Steltz, Craig (S)	Bears	2008-13
Stevens, JaCoby (S)	Eagles	2021
Stovall, Jerry (DB)	Cardinals	1963-71
Sullivan, Stephen (TE)	Seahawks	2020
	Panthers	2021-22
Sutton, Mike (DL)	Oilers	1998

Sykes, Gene (DB)	Bills	1963-65
	Broncos	1967
T		
Tarasovic, George (DE)	Steelers	1952-53,
		1956-63
	Eagles	1963-65
	Broncos	1967
Taylor, Brandon (S)	Chargers	2012-13
Taylor, Curtis (S)	49ers	2009-10
*Taylor, Jim (FB)	Packers	1958-66
	Saints	1967
Teal, Willie (CB)	Vikings	1980-86
	Raiders	1987
Thomas, Henry (DT)	Vikings	1987-94
	Lions	1995-96
	Patriots	1997-2000
Thompson, Corey (LB)	Bills	2018-19
Tinsley, Gaynell (E)	Cardinals	1937-38, 40
Tinsley, Jess (T)	Cardinals	1929-33
*Tittle, Y.A. (QB)	Colts	1950
	49ers	1951-60
	Giants	1961-64
Toefield, LaBrandon (RB)	Jaguars	2003-07
Toliver II, Kevin (DB)	Bears	2018-20
Torrance, Jack (T)	Bears	1939-40
Toth, Zolnie (RB)	NY Yankees	1950-51
	Colts	1953-54
Traore, Badara (T)	Bears	2020
	Jaguars	2021
	Cardinals	2022
Truax, Billy (TE)	Rams	1964-70
	Cowboys	1971-73
Turner, Trai (G)	Panthers	2014-19
	Chargers	2020
	Steelers	2021
	Commanders	2022
V		
Van Buren, Ebert (RB)	Eagles	1951-53
*Van Buren, Steve (RB)	Eagles	1944-51
Vincent Jr., Kary (CB)	Eagles	2021
W		
Walker, Denard (CB)	Oilers/Titans	1997-00
	Broncos	2000-02
	Vikings	2003-04
	Raiders	2005
Ware, Spencer (FB)	Seahawks	2013
	Chiefs	2015-16, 18-19
Webster, Corey (CB)	Giants	2005-13
Wesley, Joe (LB)	49ers	1999-2001
White, Devin (LB)	Buccaneers	2019-22
White, James (DE)	Browns	1985
White, Lyman (LB)	Falcons	1981-82
White, Tre'Davious	Bills	2017-22
Whitlatch, Blake (LB)	Jets	1978
Whitworth, Andrew (OT)	Bengals	2006-16
	Rams	2017-21
Wiley, Chuck (DT)	Panthers	1999
	Falcons	2000-01
	Vikings	2002-04
Wilkerson, Ben (C)	Bengals	2005-06
	Falcons	2007-08
Williams, Chris (CB)	Bills	1981-83
Williams, Darrel (RB)	Chiefs	2018-21
	Cardinals	2022
Williams, Greedy	Browns	2019-22
Williams, Harvey (RB)	Chiefs	1991-93
	Raiders	1994-98
Williams, Keiland (RB)	Redskins	2010, 2012
	Lions	2011, 2012
Williams, Kyle (DT)	Bills	2006-18
Williams, Louis (OL)	Panthers	2001-02
Williams, Mike (CB)	Chargers	1975-82
	Rams	1983
Williams, Willie (T)	Cardinals	1991
	Saints	1994
Wilson, Karl (DE)	Chargers	1987-88
	Cardinals	1989
	Dolphins	1990, 93
	Rams	1991
	Jets	1992-93
	49ers	1993
	Buccaneers	1994
	Bills	1995
Wilson, Sheddric (WR)	Oilers	1996
Wimberly, Abner (E)	Packers	1950-52
Winey, Brandon (T)	Broncos	2001
	Redskins	2003
	Giants	2004
Wing, Brad (P)	Steelers	2014
	Giants	2015-17
Winston, Roy "Moonie" (LB)	Vikings	1962-76
Woodley, David (QB)	Dolphins	1980-83
	Steelers	1984-85
Woods, Al (NT)	Buccaneers	2010
	Seahawks	2011
	Steelers	2011-13
	Titans	2014-16
	Colts	2017-18
Seahawks		2019, 2021-22

Wright, James (WR)	Bengals	2014-16
Wroten, Claude (DT)	Rams	2006-07

Y		
York, Cade (K)	Browns	2022
Young, Rodney (DB)	Giants	1995-98
Youngblood, George (S)	Bears	1969

Z		
Zaubrecher, Godfrey (C)	Vikings	1971-73
Zinger, Keith (TE)	Falcons	2009

As of May 31, 2023

- * indicates member of Pro Football Hall of Fame
- Players active for at least one regular season game
- Compiled by Sheldon Mickles, Baton Rouge Advocate
- (Source: NFL media guides and NFL.com)

TIGERS IN THE AAFC

ALL-AMERICAN FOOTBALL CONFERENCE

Cason, Jim (HB)	49ers	1948-49
Kingery, Wayne (B)	Baltimore Colts	1949
Land, Fred (T)	49ers	1948
Tittle, Y.A. (QB)	B. Colts	1948-49

- merged with NFL in 1950

1936

Rd	Pick	Player	Team
6	53	Abe Mickal, B	Detroit

1937

2	12	Gaynell (Gus) Tinsley, E	Chicago Cardinals
2	18	Marvin (Moose) Stewart, B	Chicago Bears

1939

5	33	Eddie Gallo, T	Cleveland Rams
15	133	Ben Friend, T	Cleveland Rams
20	184	Dick Gormley, C	Philadelphia

1940

3	22	Ken Kavanaugh, E	Chicago Bears
20	187	Young Bussey, B	Chicago Bears

1941

14	122	J.W. Goree, G	Pittsburgh
20	184	Le Barnes, T	Cleveland Rams

1943

17	152	Walt Gorinski, B	Philadelphia
22	201	Percy Holland, G	Detroit
29	273	Bill Edwards, G	Chicago Cardinals
30	285	Willie Miller, G	Cleveland Rams

1944

1	5	Steve Van Buren, B	Philadelphia
14	139	Joe Hartley, T	Chicago Bears
14	140	Jim Talley, C	Philadelphia
18	186	Reldon Bennett, T	Boston Yanks
23	241	Dilton Richmond, E	Boston Yanks
31	323	Jim McLeod, E	Cleveland Rams

1945

3	25	Alvin Dark, B	Philadelphia
10	98	Hal Helscher, B	Green Bay
11	101	Holley Heard, T	Chicago Cardinals
15	151	Bill Montgomery, B	Philadelphia
26	265	Felix Trapani, G	Brooklyn Tigers
26	266	Gene (Red) Knight, B	Chicago Cardinals

1946

19	175	Tom Loflin, E	New York Giants
23	216	Andy Kosmac, C	Green Bay
25	239	Charlie Webb, E	Washington

1947 - NFL

3	17	Gene (Red) Knight, B	Washington
17	152	Hubert Shurtz, T	Philadelphia
18	163	Ed Champagne, T	Los Angeles Rams
20	179	Charlie Webb, E	Washington
20	182	Fred Hall, G	Philadelphia
21	192	Shelton Ballard, C	Chicago Cardinals
30	282	Clyde Lindsey, E	Chicago Cardinals

1947 - AAFC

7	54	Gene (Red) Knight	San Francisco
---	----	-------------------	---------------

1948 - NFL

1	6	Y.A. Tittle, QB	Detroit
5	28	Dan Sandifer, B	Washington
7	55	Jim Cason, B	Chicago Cardinals
7	57	Ray Coates, B	New York Giants
11	87	Fred Land, T	Detroit
12	99	Abner Wimberly, E	Boston Yanks
14	120	Bill Schroll, B	Los Angeles Rams
20	183	Ed Claunch, C	Philadelphia

1948 - AAFC

3	17	Jim Cason, B	San Francisco
4	19	Dan Sandifer, B	Baltimore Colts
6	27	Fred Land, T	San Francisco
17	59	Ray Coates, B	Buffalo
19	66	Abner Wimberly, E	Los Angeles Dons

1949 - NFL

6	53	Albin (Rip) Collins, B	New York Bulldogs
---	----	------------------------	-------------------

1949 - AAFC

3	21	Albin (Rip) Collins, B	Cleveland Browns
---	----	------------------------	------------------

1950

3	37	Ray Collins, T	San Francisco
4	42	Zollie Toth, B	New York Bulldogs
8	98	Ebert Van Buren, B	New York Giants
10	120	Melvin Lyle, E	New York Bulldogs
14	180	Al Hover, G	Chicago Bears

1951

1	3	Y.A. Tittle, QB	San Francisco
1	7	Ebert Van Buren, B	Philadelphia
1	14	Kenny Konz, B	Cleveland
2	16	Albin (Rip) Collins, B	Green Bay
10	117	Jim Shoaf, G	Detroit
13	156	Joe Reid, C	Los Angeles Rams
22	265	Billy Baggett, B	Los Angeles Rams

1952

2	18	George Tarasovic, C	Pittsburgh
12	141	Jim Roshto, B	Detroit
13	151	Ray Potter, T	Washington
13	153	Rudy Yeager, T	San Francisco
20	238	Jess Yates, E	San Francisco
23	266	Chet Freeman, B	New York Yankees

1953

6	64	Paul Miller, T	Los Angeles Rams
18	206	LeRoy Labat, B	Baltimore Colts
27	320	Ralph McLeod, E	San Francisco

1954

23	266	Charles Oakley, B	Chicago Cardinals
24	281	William Harris, T	New York Giants
25	290	Jerry Marchand, B	Chicago Cardinals

1955

2	20	Sid Fournet, T	Los Angeles Rams
21	248	Gary Dildy, C	New York Giants
22	260	Al Dogget, B	New York Giants
23	269	Elton Shaw, T	Green Bay

1956

12	134	Robert Nunnery, T	Detroit
13	146	O.K. Ferguson, B	Detroit
20	238	Vince Gonzales, B	Washington

1957

1	13	Earl Leggett, T	Chicago Bears
11	128	Tommy Davis, B	San Francisco
16	193	Lou Deutschmann, B	New York Giants
21	252	Jerry Janes, E	Chicago Bears

1958

2	15	Jim Taylor, FB	Green Bay
---	----	----------------	-----------

1959

13	148	Billy Shoemaker, E	Washington
15	175	J.W. (Red) Brodnax	Pittsburgh

1960 - NFL

1	1	Billy Cannon, B	Los Angeles Rams
1	3	Johnny Robinson, HB	Detroit
2	15	Warren Rabb, QB	Detroit
8	94	Max Fugler, C	San Francisco
10	118	Mel Branch, E	San Francisco

1960 - AFL

Expansion			
		Mel Branch, T-G	Denver
		Billy Cannon	Houston
		Max Fugler, C	Boston Patriots
		Warren Rabb, QB	Dallas Texans
		Johnny Robinson, HB	Dallas Texans

1961 - NFL

2	28	Charles (Bo) Strange, C	Philadelphia
15	210	Bobby Richards, T	Philadelphia

1961 - AFL

3	17	Bo Strange, C	Denver
---	----	---------------	--------

1962 - NFL

1	9	Wendell Harris, B	Baltimore Colts
1	14	Earl Gros, B	Green Bay
4	45	Roy Winston, G	Minnesota
7	93	Fred Miller, T	Baltimore Colts
13	181	Billy Joe Booth, T	New York Giants
16	224	Jimmy Field, B	Green Bay
18	245	Tommy Neck, B	Chicago Bears

1962 - AFL

2	15	Earl Gros, FB	Houston
6	42	Roy Winston, G	San Diego
7	51	Wendell Harris, DB	San Diego
20	158	Tommy Neck, DB	Boston Patriots
26	201	Fred Miller, DT	Oakland
26	206	Jimmy Field, QB	Boston Patriots
32	249	Bob Richards, DE	Oakland

1963 - NFL

1	2	Jerry Stovall, B	St. Louis Cardinals
4	45	Don Estes, T	St. Louis Cardinals
8	106	Gene Sykes, B	Philadelphia
8	111	Dennis Gaubatz, LB	Detroit
18	239	Buddy Soefker, B	Los Angeles Rams

1963 - AFL

1	3	Jerry Stovall, HB	New York Jets
2	15	Don Estes, T	Houston
19	148	Gene Sykes, DB	Buffalo
20	154	Buddy Soefker, LB	San Diego
25	199	Dennis Gaubatz, LB	Boston Patriots

1964 - NFL

2	26	Billy Truax, TE	Cleveland Browns
3	37	Remi Prudhomme, T	St. Louis Cardinals
17	226	Mike Morgan, E	Philadelphia
18	244	Willis Langley, T	Detroit

1964 - AFL

2	14	Billy Truax, TE	Houston
14	108	Remi Prudhomme, C	Buffalo

1965 - NFL

5	58	Dave McCormick, T	San Francisco
10	139	Pat Screen, B	Cleveland Browns

1965 - AFL

1 (RS)		Dave McCormick, T	Boston Patriots
4 (RS)		Mickey Cox, T	Oakland
6 (RS)		Billy Ezell, DB	Boston Patriots
8 (RS)		Beau Colle, DB	Boston Patriots
12 (RS)		Pat Screen, QB	New York Jets
17	135	White Graves, DB	Boston Patriots

1966 - NFL

1	12	George Rice, T	Chicago
Expansion			
		Bob Richards, DE	Atlanta

1966 - AFL

3	21	George Rice, T	Houston
11	98	Joe Labruzzo, HB	Oakland
19	164	Doug Moreau, E-K	Miami

1967

3	77	Billy Masters, TE	Kansas City
6	152	John DeMarie, DE	Cleveland
8	206	Tom Fussell, DT	Boston Patriots
Expansion			
		Earl Leggett, DT	New Orleans

1968

2	47	John Garlington, LB	Cleveland Browns
7	184	Sammy Grezaffi, DB	Kansas City
13	349	James Dousay, RB	Houston
Expansion			
		White Graves, DB	Cincinnati

1969

6	136	Ken Newfield, RB	Oakland
6	154	Bill Fortier, T	Baltimore Colts
8	206	Maurice LeBlanc, DB	Kansas City
11	267	Tommy Morel, WR	New Orleans

1970

4	83	Eddie Ray, RB	Boston Patriots
11	286	Godfrey Zaunbrecher, C	Minnesota
17	421	George Bevan, DB	Buffalo

1971

7	167	Buddy Lee, QB	Chicago
9	216	Mike Anderson, LB	Pittsburgh
17	420	John Sage, LB	Philadelphia

1972

2	29	Tom Casanova, DB	Cincinnati
4	97	Andy Hamilton, WR	Kansas City
8	186	Ronnie Estay, DT-LB	Denver

15 367 Ken Kavanaugh, Jr., TE New York Giants

1973

1	2	Bert Jones, QB	Baltimore Colts
3	70	John Wood, DT	Denver

1974

11	264	Norm Hodgins, DB	Chicago
17	429	Collis Temple, DE	Detroit

1975

1	22	Mike Williams, DB	San Diego
3	77	Bo Harris, LB	Cincinnati
7	163	Steve Rogers, RB	New Orleans
9	211	Brad Davis, RB	Atlanta
10	250	Brad Boyd, TE	Detroit
12	308	Ben Jones, WR	St. Louis Cardinals

1976

5	150	Ken Bordelon, LB	Los Angeles Rams
7	189	Steve Cassidy, DT	Cleveland
8	210	Larry Shipp, WR	

1988

1	27	Wendell Davis, WR	Chicago
3	79	Kevin Guidry, CB	Denver
4	97	Sam Martin, WR-RB	New England
5	111	Eric Andolsek, OG	Detroit
9	245	Rogie Magee, WR	Chicago
12	318	Chris Carrier, S	Phoenix Cardinals
12	320	Brian Kinchen, TE	Miami

1989

1	10	Eric Hill, LB	Phoenix Cardinals
2	38	Ralph Norwood, OT	Atlanta
3	78	Greg Jackson, DB	New York Giants
4	106	Mike Mayes, DB	New Orleans
7	171	Ron Sancho, LB	Kansas City
9	251	Rudy Harmon, LB	San Francisco

1990

2	43	Kenny Davidson, DE	Pittsburgh
3	59	Tommy Hodson, QB	New England
4	88	Tony Moss, WR	Chicago
4	100	Eddie Fuller, RB	Buffalo
6	164	Ronnie Haliburton, TE	Denver
8	209	Karl Dunbar, DT	Pittsburgh
9	246	Clint James, DT	New York Giants
9	SUPP	Willie Williams, TE	Phoenix

1991

1	21	Harvey Williams, RB	Kansas City
7	168	Blake Miller, C	New England
11	285	Slip Watkins, WR	Detroit

1992

3	57	Marc Boutte, DT	Los Angeles Rams
3	60	Todd Kinchen, WR	Los Angeles Rams

1994

2	36	Kevin Mawae, C	Seattle
3	69	Harold Bishop, TE	Tampa Bay

1995

3	85	Rodney Young, S	New York Giants
6	172	Marcus Price, OT	Jacksonville

1996

1	18	Eddie Kennison, WR	St. Louis Rams
2	44	Tory James, CB	Denver
2	53	Gabe Northern, DE	Buffalo

1997

1	22	David LaFleur, TE	Dallas
3	75	Denard Walker, CB	Houston
6	165	Nicky Savoie, TE	New Orleans

1998

1	26	Alan Faneca, OL	Pittsburgh
2	49	Kenny Mixon, DL	Miami
3	62	Chuck Wiley, DL	Carolina

1999

1	15	Anthony McFarland, NG	Tampa Bay
2	46	Kevin Faulk, TB	New England
7	237	Todd McClure, C	Atlanta

2000

2	34	Mark Roman, DB	Cincinnati
7	252	Rondell Mealey, RB	Green Bay

2001

6	164	Brandon Winey, OL	Miami
6	172	Josh Booty, QB	Seattle
7	211	Louis Williams, OL	Carolina

2002

2	36	Josh Reed, WR	Buffalo
4	117	Rohan Davey, QB	New England
4	126	Jarvis Green, DE	New England
5	160	Robert Royal, TE	Washington
6	190	Howard Green, DT	Houston

2003

4	101	Domanick Davis, RB	Houston
4	103	Bradie James, LB	Dallas
4	132	LaBrandon Toefield, RB	Jacksonville
7	244	Norman LeJeune, DB	Philadelphia

2004

1	15	Michael Clayton, WR	Tampa Bay
2	50	Devery Henderson, WR	New Orleans
2	63	Marquise Hill, DE	New England
3	83	Stephen Peterman, OG	Dallas

5	142	Chad Lavalais, DT	Atlanta
7	224	Donnie Jones, P	Seattle
7	225	Matt Mauck, QB	Denver

2005

1	20	Marcus Spears, DE	Dallas
2	43	Corey Webster, CB	New York Giants
4	104	Travis Daniels, CB	Miami

2006

1	30	Joseph Addai, RB	Indianapolis
2	55	Andrew Whitworth, OT	Cincinnati
3	68	Claude Wroten, DT	St. Louis
4	125	Skyler Green, WR	Dallas
5	134	Kyle Williams, DT	Buffalo
6	197	Melvin Oliver, DE	San Francisco
7	231	Bennie Brazell, WR	Cincinnati

2007

1	1	JaMarcus Russell, QB	Oakland
1	6	LaRon Landry, FS	Washington
1	23	Dwayne Bowe, WR	Kansas City
1	30	Craig Davis, WR	San Diego
7	213	Chase Pittman, DE	Cleveland

2008

1	5	Glenn Dorsey, DT	Kansas City
3	68	Chevis Jackson, CB	Atlanta
3	69	Jacob Hester, RB	San Diego
3	81	Early Doucet, WR	Arizona
4	120	Craig Steltz, S	Chicago
7	209	Matt Flynn, QB	Green Bay
7	232	Keith Zinger, TE	Carolina

2009

1	3	Tyson Jackson, DE	Kansas City
5	145	Quinn Johnson, FB	Green Bay
5	167	Herman Johnson, OG	Arizona
7	219	Curtis Taylor, S	San Francisco
7	224	Demetrius Byrd, WR	San Diego
7	244	Ricky Jean-Francois, DT	San Francisco

2010

3	76	Chad Jones, S	New York Giants
3	78	Brandon LaFell, WR	Carolina
4	103	Perry Riley, LB	Washington
4	123	Al Woods, DT	New Orleans
6	197	Trindon Holliday, RS	Houston
6	200	Charles Scott, RB	Philadelphia

2011

1	5	Patrick Peterson, CB	Arizona
3	68	Kelvin Sheppard, LB	Buffalo
3	73	Stevan Ridley, RB	New England
3	87	Drake Nevis, DT	Indianapolis
3	92	Joseph Barksdale, OT	Oakland
7	205	Lazarus Levingston, DL	Seattle

2012

1	6	Morris Claiborne, CB	Dallas
1	14	Michael Brockers, DT	St. Louis
2	63	Rueben Randle, WR	N. Y. Giants
3	73	Brandon Taylor, S	San Diego
4	124	Ron Brooks, CB	Buffalo

2013

1	6	Barkevious Mingo, DE	Cleveland
1	18	Eric Reid, S	San Francisco
2	45	Kevin Minter, LB	Arizona
3	67	Bennie Logan, DT	Philadelphia
3	69	Tyrann Mathieu, CB	Arizona
3	95	Sam Montgomery, DE	Houston
5	138	Tharold Simon, CB	Seattle
5	142	Lavar Edwards, DE	Tennessee
6	194	Spencer Ware, RB	Seattle

2014

1	12	Odell Beckham Jr., WR	New York Giants
2	51	Ego Ferguson, DT	Chicago
2	55	Jeremy Hill, RB	Cincinnati
2	63	Jarvis Landry, WR	Miami
3	92	Trai Turner, OG	Carolina
5	156	Lamin Barrow, LB	Denver
6	178	Zach Mettenberger, QB	Tennessee
6	181	Alfred Blue, RB	Houston
7	239	James Wright, WR	Cincinnati

2015

2	42	Jalen Collins, DB	Atlanta
3	88	Danielle Hunter, DE	Minnesota

NFL FIRST-ROUND DRAFT PICKS

YEAR	PLAYER (POSITION)	TEAM	OVERALL PICK
1944	Steve Van Buren (B)	Philadelphia	5th
1948	Y.A. Tittle (QB)	Chicago	6th
1951	Y.A. Tittle (QB)	San Francisco	3rd
	Ebert Van Buren (B)	Philadelphia	7th
	Kenny Konz (B)	Cleveland	14th
1957	Earl Leggett (T)	Chicago	13th
1960	Billy Cannon (B)	Los Angeles	1st
	Johnny Robinson (HB)	Detroit	3rd
1962	Wendell Harris (B)	Baltimore	9th
	Earl Gros (B)	Green Bay	14th
1963	Jerry Stovall (B)	St. Louis	2nd
1966	George Rice (T)	Chicago	12th
1973	Bert Jones (QB)	Baltimore	2nd
1975	Mike Williams (DB)	San Diego	22nd
1977	A.J. Duhe (DT)	Miami	13th
1979	Charles Alexander (RB)	Cincinnati	12th
1988	Wendell Davis (WR)	Chicago	27th
1989	Eric Hill (LB)	Phoenix	10th
1991	Harvey Williams (RB)	Kansas City	21st
1996	Eddie Kennison (WR)	St. Louis	18th
1997	David LaFleur (TE)	Dallas	22nd
1998	Alan Faneca (OL)	Pittsburgh	26th
1999	Anthony McFarland (NG)	Tampa Bay	15th
2004	Michael Clayton (WR)	Tampa Bay	15th
2005	Marcus Spears (DE)	Dallas	20th
2006	Joseph Addai (RB)	Indianapolis	30th
2007	JaMarcus Russell (QB)	Oakland	1st
	LaRon Landry (S)	Washington	6th
	Dwayne Bowe (WR)	Kansas City	23rd
	Craig Davis (WR)	San Diego	30th
2008	Glenn Dorsey (DT)	Kansas City	5th
2009	Tyson Jackson (DE)	Kansas City	3rd
2011	Patrick Peterson (CB)	Arizona	5th
2012	Morris Claiborne (CB)	Dallas	6th
	Michael Brockers (DT)	St. Louis	14th
2013	Barkevious Mingo (DE)	Cleveland	6th
	Eric Reid (S)	San Francisco	18th
2014	Odell Beckham Jr. (WR)	New York Giants	12th
2017	Leonard Fournette (RB)	Jacksonville Jaguars	4th
	Jamal Adams (S)	New York Jets	6th
	Tre'Davious White (CB)	Buffalo Bills	27th
2019	Devin White (LB)	Tampa Bay	5th
2020	Joe Burrow (QB)	Cincinnati	1st
	K'Lavon Chaisson (OLB)	Jacksonville	20th
	Justin Jefferson (WR)	Minnesota	22nd
	Patrick Queen (ILB)	Baltimore	28th
	Clyde Edwards-Helaire (RB)	Kansas City	32nd
2021	Ja'Marr Chase (WR)	Cincinnati	5th
2022	Derek Stingley, Jr. (CB)	Houston	3rd

4	124	Kwon Alexander, LB	Tampa Bay
7	235	Kenny Hilliard, RB	Houston

2016

2	52	Deion Jones, LB	Atlanta
4	123	Jerald Hawkins, OT	Pittsburgh
4	133	Rashard Robinson, CB	San Francisco
7	233	Jalen Mills, FS	Philadelphia
7	234	Vadal Alexander, OG	Oakland

2017

1	4	Leonard Fournette, RB	Jacksonville
1	6	Jamal Adams, S	N.Y. Jets
1	27	Tre'Davious White, CB	Buffalo
2	58	Ethan Pocic, C	Seattle
3	75	Duke Riley, LB	Atlanta
3	107	Kendell Beckwith, ILB	Miami
5	178	Davon Godchaux, DT	Miami
7	247	Malachi Dupre, WR	Green Bay

2018

2	55	Donte Jackson, CB	Carolina
2	61	DJ Chark, WR	Jacksonville
3	87	Arden Key, DE	Oakland
6	194	Russell Gage, WR	Atlanta
7	219	Danny Eting, QB	New England
7	245	Will Clapp, C	New Orleans

2019

1	5	Devin White, LB	Tampa Bay
2	46	Greedy Williams, CB	Cleveland
4	137	Foster Moreau, TE	Oakland

2020

1	1	Joe Burrow, QB	Cincinnati
1	20	K'Lavon Chaisson, OLB	Jacksonville
1	22	Justin Jefferson, WR	Minnesota

1	28	Patrick Queen, ILB	Baltimore
1	32	Clyde Edwards-Helaire, RB	Kansas City
2	44	Grant Delpit, S	Cleveland
2	61	Kristian Fulton, CB	Tennessee
3	69	Damien Lewis, OG	Seattle
3	83	Lloyd Cushenberry, C	Denver
3	97	Jacob Phillips, ILB	Cleveland
4	108	Saahdiq Charles, OT	Washington
4	131	Rashard Lawrence, DT	Arizona
6	185	Blake Ferguson, LS	Miami
7	251	Stephen Sullivan, TE	Seattle

2021

1	5	Ja'Marr Chase, WR	Cincinnati
2	59	Terrace Marshall Jr., WR	Carolina
4	115	Jabril Cox, LB	Dallas
4	122	Tyler Shelvin, DT	Cincinnati
6	205	Racey McMath, WR	Tennessee
6	224	JaCoby Stevens, S	Philadelphia
7	237	Kary Vincent Jr., DB	Denver

2022

1	3	Derek Stingley Jr., CB	Houston
2	59	Ed Ingram, OG	Minnesota
3	81	Cordale Flott, CB	N. Y. Giants
3	93	Ty Davis-Price, RB	San Francisco
4	124	Cade York, K	Cleveland
4	126	Neil Farrell Jr., DT	Las Vegas
5	176	Damone Clark, LB	Dallas
6	205	Austin Deculus, OT	Houston
6	210	Chasen Hines, OG	New England
7	248	Andre Anthony, DE	Tampa Bay

RS - denotes "Redshirt Draft" by the AFL in 1965 and 1966
SUPP - denotes supplemental pick

PRO FOOTBALL HALL OF FAME

Located in Canton, Ohio. Year indicated is when individual was inducted. > ProFootballHOF.com

- 1965 -- Steve Van Buren, HB (played with the NFL's Philadelphia Eagles)
- 1971 -- Y. A. Tittle, QB (played with the NFL's Baltimore Colts, 1948-51; San Francisco 49ers, 1951-60; New York Giants, 1961-64)
- 1976 -- Jimmy Taylor, FB (played with the NFL's Green Bay Packers, 1958-66; New Orleans Saints, 1967)
- 2019 -- Kevin Mawae, C (played with the Seattle Seahawks, 1994-97; New York Jets, 1998-2005; Tennessee Titans, 2006-09)
- 2019 -- Johnny Robinson, S (played with the Dallas Texans, 1960-62; Kansas City Chiefs, 1963-71)
- 2021 -- Alan Faneca, OL (played with the Pittsburgh Steelers, 1998-2007; New York Jets, 2008-09; Arizona Cardinals, 2010)

LSU TIGERS IN THE PRO BOWL

SEASON	PLAYER	TEAM
1938	Gaynell Tinsley (E)	Chicago Bears
1940	Ken Kavanaugh (E)	Chicago Bears
1940	Jack Torrance (T)	Chicago Bears
1941	Young Bussey (QB)	Chicago Bears
1941	Ken Kavanaugh (E)	Chicago Bears
1950	Walt Barnes (OG)	Philadelphia Eagles
1950	Ed Neal (C)	Green Bay Packers
1950	Zollie Toth (FB)	New York Yanks
1951	Jim Cason (S)	San Francisco 49ers
1951	Ray Collins (DT)	San Francisco 49ers
1951	William "Dub" Jones (HB)	Cleveland Browns
1952	William "Dub" Jones (HB)	Cleveland Browns
1952	Abner Wimberly (DE)	Green Bay Packers
1953	Y.A Tittle (QB)	San Francisco 49ers
1954	Jim Cason (S)	San Francisco 49ers
1954	Y.A Tittle (QB)	San Francisco 49ers
1955	Ken Konz (CB)	Cleveland Browns
1956	Paul Miller (DE)	Los Angeles Rams
1957	Y.A Tittle (QB)	San Francisco 49ers
1959	Y.A Tittle (QB)	San Francisco 49ers
1960	Jim Taylor (FB)	Green Bay Packers
1961	Billy Cannon (HB/PR/KR)	Houston Oilers
1961	Jim Taylor (FB)	Green Bay Packers
1961	Y.A Tittle (QB)	New York Giants
1962	Mel Branch (DE)	Dallas Cowboys
1962	Tommy Davis (K/P)	San Francisco 49ers
1962	Jim Taylor (FB)	Green Bay Packers
1962	Y.A Tittle (QB)	New York Giants
1963	Mel Branch (DE)	Dallas Cowboys
1963	Tommy Davis (K/P)	San Francisco 49ers
1963	Johnny Robinson (S)	Kansas City Chiefs
1963	Jim Taylor (FB)	Green Bay Packers
1963	Y.A Tittle (QB)	New York Giants
1964	Mel Branch (DE)	Kansas City Chiefs
1964	Johnny Robinson (S)	Kansas City Chiefs
1964	Jim Taylor (FB)	Green Bay Packers
1965	Johnny Robinson (S)	Kansas City Chiefs
1966	Johnny Robinson (S)	Kansas City Chiefs
1966	Jerry Stovall (S)	St. Louis Cardinals
1967	Fred Miller (DT)	Baltimore Colts
1967	Johnny Robinson (S)	Kansas City Chiefs
1967	Jerry Stovall (S)	St. Louis Cardinals
1968	Fred Miller (DT)	Baltimore Colts
1968	Johnny Robinson (S)	Kansas City Chiefs
1969	Billy Cannon (TE)	Oakland Raiders
1969	Fred Miller (DT)	Baltimore Colts
1969	Jerry Stovall (S)	St. Louis Cardinals
1970	Johnny Robinson (S)	Kansas City Chiefs
1974	Tommy Casanova (S/PR)	Cincinnati Bengals
1976	Tommy Casanova (S)	Cincinnati Bengals
1976	Bert Jones (QB)	Baltimore Colts
1977	Tommy Casanova (S)	Cincinnati Bengals
1983	Carlos Carson (WR)	Kansas City Chiefs
1984	A.J Duhe (LB)	Miami Dolphins
1985	Leonard Marshall (DE)	New York Giants
1986	Leonard Marshall (DE)	New York Giants
1987	Carlos Carson (WR)	Kansas City Chiefs
1988	Eric Martin (WR)	New Orleans Saints
1989	Dalton Hillard (RB)	New Orleans Saints
1991	Henry Thomas (DT)	Minnesota Vikings
1992	Michael Brooks (LB)	Denver Broncos
1992	Henry Thomas (DT)	Minnesota Vikings
1999	Kevin Mawae (C)	New York Jets
2000	Kevin Mawae (C)	New York Jets
2001	Alan Faneca (G)	Pittsburgh Steelers
2001	Kevin Mawae (C)	New York Jets
2002	Alan Faneca (G)	Pittsburgh Steelers
2002	Kevin Mawae (C)	New York Jets
2003	Alan Faneca (G)	Pittsburgh Steelers
2003	Kevin Mawae (C)	New York Jets
2004	Alan Faneca (G)	Pittsburgh Steelers
2004	Tory James (CB)	Cincinnati Bengals
2004	Kevin Mawae (C)	New York Jets
2005	Alan Faneca (G)	Pittsburgh Steelers
2006	Alan Faneca (G)	Pittsburgh Steelers

SEASON	PLAYER	TEAM
2007	Joseph Addai (RB)	Indianapolis Colts
2007	Alan Faneca (G)	Pittsburgh Steelers
2008	Alan Faneca (G)	New York Jets
2008	Kevin Mawae (C)	Tennessee Titans
2009	Alan Faneca (G)	New York Jets
2009	Kevin Mawae (C)	Tennessee Titans
2010	Dwayne Bowe (WR)	Kansas City Chiefs
2010	Kyle Williams (DT)	Buffalo Bills
2011	Ryan Clark (S)	Pittsburgh Steelers
2011	Patrick Peterson (KR)	Arizona Cardinals
2012	LaRon Landry (S)	New York Jets
2012	Patrick Peterson (CB)	Arizona Cardinals
2012	Andrew Whitworth (OT)	Cincinnati Bengals
2012	Kyle Williams (DT)	Buffalo Bills
2013	Patrick Peterson (CB)	Arizona Cardinals
2013	Eric Reid (S)	San Francisco 49ers
2013	Kyle Williams (DT)	Buffalo Bills
2014	Odell Beckham Jr. (WR)	New York Giants
2014	Patrick Peterson (CB)	Arizona Cardinals
2014	Kyle Williams (DT)	Buffalo Bills
2015	Odell Beckham Jr. (WR)	New York Giants
2015	Jarvis Landry (WR)	Miami Dolphins
2015	Tyrann Mathieu (S)	Arizona Cardinals
2015	Patrick Peterson (CB)	Arizona Cardinals
2015	Trai Turner (OG)	Carolina Panthers
2015	Andrew Whitworth (OT)	Cincinnati Bengals
2016	Odell Beckham Jr. (WR)	New York Giants
2016	Jarvis Landry (WR)	Miami Dolphins
2016	Patrick Peterson (CB)	Arizona Cardinals
2016	Trai Turner (OG)	Carolina Panthers
2016	Andrew Whitworth (OT)	Cincinnati Bengals
2016	Kyle Williams (DT)	Buffalo Bills
2017	Kwon Alexander (LB)	Tampa Bay Buccaneers
2017	Deion Jones (LB)	Atlanta Falcons
2017	Jarvis Landry (WR)	Miami Dolphins
2017	Patrick Peterson (CB)	Arizona Cardinals
2017	Trai Turner (OG)	Carolina Panthers
2017	Andrew Whitworth (OT)	Los Angeles Rams
2018	Jamal Adams (SS)	New York Jets
2018	Danielle Hunter (DE)	Minnesota Vikings
2018	Jarvis Landry (WR)	Cleveland Browns
2018	Patrick Peterson (CB)	Arizona Cardinals
2018	Trai Turner (OG)	Carolina Panthers
2018	Kyle Williams (DT)	Buffalo Bills
2019	Jamal Adams (S)	New York Jets
2019	DJ Chark (WR)	Jacksonville Jaguars
2019	Danielle Hunter (DE)	Minnesota Vikings
2019	Jarvis Landry (WR)	Cleveland Browns
2019	Trai Turner (OG)	Carolina Panthers
2019	Tre'Davious White (CB)	Buffalo Bills
2020	Jamal Adams (S)	Seattle Seahawks
2020	Justin Jefferson (WR)	Minnesota Vikings
2020	Tyrann Mathieu (S)	Kansas City Chiefs
2020	Tre'Davious White (CB)	Buffalo Bills
2021	Ja'Marr Chase (WR)	Cincinnati Bengals
2021	Justin Jefferson (WR)	Minnesota Vikings
2021	Tyrann Mathieu (S)	Kansas City Chiefs
2021	Devin White (LB)	Tampa Bay Buccaneers


LSU'S ILLUSTRIOUS FOOTBALL HISTORY

833 All-time wins	26 Academic All-America selections
576 Academic All-SEC honors	29 Bowl Victories
251 First-Team All-SEC selections	16 College Football Hall of Famers
80 First-Team All-America honors	12 SEC Championships
54 Bowl Games	10 SEC West Championships
49 NFL First Round Draft Picks	6 Pro Football Hall of Famers
351 All-Time SEC Wins	4 National Championships



2007 NATIONAL CHAMPIONS

Matt Flynn and Ricky Jean-Francois celebrate the national title with the 2007 Coaches' Trophy following the Tigers' 38-24 win over Ohio State.



1958 NATIONAL CHAMPIONS

LSU claimed its first national championship in 1958. The Tigers compiled a perfect 11-0 season and defeated Clemson, 7-0, in the Sugar Bowl on Jan. 1, 1959.



2003 NATIONAL CHAMPIONS

LSU celebrates the second national championship in program history after the Tigers defeated Oklahoma, 21-14, in the 2004 Nokia Sugar Bowl.

2019 NATIONAL CHAMPIONS

The Tigers were "The Best Ever" with a 15-0 mark and a College Football Playoff National Championship Game win over Clemson.



RINGS OF SUCCESS

LSU's storied football success includes championship rings from four national championships, 12 SEC titles and ten SEC Western Division championships.



The legendary 1958 team compiled LSU's first perfect season since 1908 and became the first squad in school history to win the national title. Led by All-American Billy Cannon and coach Paul Dietzel's three-platoon system, the Tigers completed the unblemished season with a 7-0 shutout of Clemson in the Sugar Bowl.

STATISTICAL LEADERS

RUSHING

PLAYER	ATT.	YDS.	TD
Billy Cannon	115	686	10
Johnny Robinson	86	480	3

PASSING

PLAYER	ATT.	COMP.	YDS.	INT.	TD
Warren Rabb	90	45	591	5	8
Durel Matherne	38	9	160	3	3

RECEIVING

PLAYER	REC.	YDS.	TD
Johnny Robinson	16	235	3
Billy Cannon	9	162	1

1958 SQUAD

WHITE TEAM (STARTERS)

LE 85 Billy Hendrix	6-0	185	Rayville, La.
LT 70 Lynn LeBlanc	6-2	201	Crowley, La.
LG 64 Larry Kahlden	6-1	210	Weimar, Texas
C 51 Max Fugler	6-1	203	Ferriday, La.
RG 67 Ed McCreedy	6-1	195	Biloxi, Miss.
RT 72 Charles "Bo" Strange	6-1	202	Baton Rouge, La.
RE 86 Mickey Mangham	6-1	192	Kensington, Md.
QB 12 Warren Rabb	6-0	190	Baton Rouge, La.
LH 20 Billy Cannon	6-1	204	Baton Rouge, La.
RH 34 Johnny Robinson	6-0	185	Baton Rouge, La.
FB 40 J.W. Brodnax	6-0	202	Bastrop, La.

GO TEAM (OFFENSIVE UNIT)

LE 83 Scott McClain	6-2	180	Smackover, Ark.
LT 74 Dave McCarty	6-2	200	Rayville, La.
LG 63 Al Dampier	6-1	201	Clayton, La.
C 50 Bobby Greenwood	5-10	195	Lake Charles, La.
RG 66 Mike Stupka	6-0	205	Bogalusa, La.
RT 73 Jack Frayer	6-2	210	Toledo, Ohio
RE 82 Don Norwood	6-3	202	Baton Rouge, La.
QB 16 Durel Matherne	5-11	188	Lutcher, La.
LH 23 Don Purvis	5-7	160	Crystal Springs, Miss.
RH 33 Donnie Daye	5-10	184	Ferriday, La.
FB 44 Tommy Davis	6-0	204	Shreveport, La.

CHINESE BANDITS (DEFENSIVE UNIT)

CB 80 Andy Bourgeois	5-10	174	New Orleans, La.
LE 75 Mel Branch	6-1	210	DeRidder, La.
LT 65 Emile Fournet	5-11	195	Bogalusa, La.
LB 53 John Langan	6-3	183	Carbondale, Ill.
RG 61 Tommy Lott	5-9	188	Texarkana, Ark.
RT 71 Duane Leopard	6-2	205	Baton Rouge, La.
RE 81 Gaynell Kinchen	6-3	196	Baton Rouge, La.
S 10 Darryl Jenkins	6-1	163	Franklinton, La.
S 32 Lee Roberts	6-0	172	N. Little Rock, Ark.
CB 22 Hart Bourque	5-8	165	Gonzales, La.
LB 43 Merle Schexnaildre	5-9	182	Houma, La.
T 77 Carroll Bergeron	6-0	215	Houma, La.

1958 SEASON

OVERALL RECORD: 11-0; SEC RECORD 6-0

Sept. 20	at Rice	W, 26-6
Sept. 27	at Alabama	W, 13-3
Oct. 4	Hardin-Simmons	W, 20-6
Oct. 10	at Miami (Fla.)	W, 41-0
Oct. 18	Kentucky	W, 32-7
Oct. 25	Florida	W, 10-7
Nov. 1	Ole Miss	W, 14-0
Nov. 8	Duke	W, 50-18
Nov. 15	at Mississippi State	W, 7-6
Nov. 22	at Tulane	W, 62-0
SUGAR BOWL - NEW ORLEANS, LA.		
Jan. 1	Clemson	W, 7-0

1958 COACHING STAFF

Head Coach: Paul Dietzel
Chief Assistant/Defensive Line: Charles McClendon
Offensive Backfield: Carl Maddox
Offensive Line: William (Bill) Peterson
Offensive Backfield: George J. Terry
Ends: Abner Wimberly
Freshmen: Clarence M. (Pop) Strange
Line Assistant and Scouting: Raymond Didier





In 2003, LSU set a school record for single-season victories with 13 en route to defeating Oklahoma in the BCS Championship Game for the program's second national title. Four Tigers earned first-team All-America honors and LSU boasted the nation's No. 1 defense, allowing only 11.0 points and 252 yards per game.

2003 SEASON

OVERALL RECORD: 13-1; SEC RECORD 7-1

Aug. 30	Louisiana-Monroe	W, 49-7
Sept. 6	at Arizona	W, 59-13
Sept. 13	Western Illinois	W, 35-7
Sept. 20	Georgia	W, 17-10
Sept. 27	at Miss. State	W, 41-6
Oct. 11	Florida	L, 7-19
Oct. 18	at South Carolina	W, 33-7
Oct. 25	Auburn	W, 31-7
Nov. 1	Louisiana Tech	W, 49-10
Nov. 15	at Alabama	W, 27-3
Nov. 22	at Ole Miss	W, 17-14
Nov. 28	Arkansas	W, 55-24
SEC CHAMPIONSHIP GAME - ATLANTA, GA.		
Dec. 6	Georgia	W, 34-13
SUGAR BOWL - NEW ORLEANS, LA.		
Jan. 4	Oklahoma	W, 21-14

2003 COACHING STAFF

- Head Coach:** Nick Saban
- Assistant Head Coach/Linebackers:** Kirk Doll
- Special Teams Coordinator/Running Backs:** Derek Dooley
- Offensive Coordinator/Quarterbacks:** Jimbo Fisher
- Associate Head Coach/Wide Receivers:** Stan Hixon
- Defensive Line:** Travis Jones
- Defensive Coordinator:** Will Muschamp
- Offensive Line:** Stacy Searels
- Assistant Head Coach/Tight Ends/Recruiting Coordinator:** Lance Thompson
- Defensive Backs:** Tim Walton
- Administrative Assistant:** Sam Nader



2003 STARTERS

OFFENSE			
WR	9 Devery Henderson	6-0	190 Opelousas, La.
LT	76 Andrew Whitworth	6-7	325 West Monroe, La.
LG	71 Nate Livings	6-5	313 Lake Charles, La.
C	55 Ben Wilkerson	6-4	296 Hemphill, Texas
RG	72 Stephen Peterman	6-4	321 Waveland, Miss.
RT	60 Rodney Reed	6-4	287 West Monroe, La.
TE	82 David Jones	6-4	259 Silver Springs, Md.
TE	47 Eric Edwards	6-5	244 Monroe, La.
WR	14 Michael Clayton	6-4	200 Baton Rouge, La.
WR	5 Skyler Green	5-9	190 Westwego, La.
QB	18 Matt Mauck	6-2	213 Jasper, Ind.
RB	25 Justin Vincent	5-10	208 Lake Charles, La.
FB	44 Kevin Steltz	5-9	243 New Orleans, La.

DEFENSE			
LE	84 Marcus Spears	6-4	297 Baton Rouge, La.
LT	95 Kyle Williams	6-3	288 Ruston, La.
RT	93 Chad Lavalais	6-3	292 Marksville, La.
RE	94 Marquise Hill	6-7	295 New Orleans, La.
LB	27 Eric Alexander	6-3	223 Port Arthur, Texas
LB	58 Lionel Turner	6-2	257 Walker, La.
LB	46 Cameron Vaughn	6-4	220 Terrytown, La.
LCB	13 Corey Webster	6-0	201 Vacherie, La.
SS	8 Jack Hunt	6-1	197 Ruston, La.
FS	30 LaRon Landry	6-2	180 Ama, La.
RCB	29 Travis Daniels	6-1	187 Hollywood, Fla.

SPECIAL TEAMS			
P	80 Donnie Jones	6-3	217 Baton Rouge, La.
PK	41 Chris Jackson	5-11	179 New Orleans, La.
PK	39 Ryan Gaudet	5-6	155 New Orleans, La.
HOLD	87 Blain Bech	6-1	179 Slidell, La.
SNAP	70 Gant Petty	6-0	205 Baton Rouge, La.
PR	5 Skyler Green	5-9	190 Westwego, La.
KR	9 Devery Henderson	6-0	190 Opelousas, La.

STATISTICAL LEADERS

RUSHING			
PLAYER	ATT.	YDS.	TD
Justin Vincent	154	1,001	10
Joseph Addai	114	520	2

PASSING					
PLAYER	ATT.	COMP.	YDS.	INT.	TD
Matt Mauck	358	229	2,825	14	28
Marcus Randall	40	25	403	1	2

RECEIVING			
PLAYER	REC.	YDS.	TD
Michael Clayton	78	1,079	10
Devery Henderson	53	861	11





Third-year LSU head coach Les Miles guided the Tigers to their third national title that culminated with a 38-24 win over Ohio State in the BCS Championship Game in New Orleans. Defensive tackle Glenn Dorsey became the most decorated defender in school history as the consensus national defensive player of the year.

STATISTICAL LEADERS

RUSHING

PLAYER	ATT.	YDS.	TD
Jacob Hester	225	1,103	12
Keiland Williams	70	478	6

PASSING

PLAYER	ATT.	COMP.	YDS.	INT.	TD
Matt Flynn	359	202	2,407	11	21
Ryan Perrilloux	75	51	694	2	8

RECEIVING

PLAYER	REC.	YDS.	TD
Brandon LaFell	50	656	4
Demetrius Byrd	35	621	7
Early Doucet	57	525	5



2007 STARTERS

OFFENSE

WR	1 Brandon LaFell	6-3	205	Houston, Texas
LT	70 Ciron Black	6-5	320	Tyler, Texas
LG	79 Herman Johnson	6-7	356	Olla, La.
C	74 Brett Helms	6-2	270	Stuttgart, Ark.
RG	65 Lyle Hitt	6-2	299	Baton Rouge, La.
RT	71 Carnell Stewart	6-5	320	River Ridge, La.
TE	82 Richard Dickson	6-3	235	Ocean Springs, Miss.
WR	9 Early Doucet	6-0	207	St. Martinville, La.
WR	2 Demetrius Byrd	6-2	195	Miami, Fla.
QB	15 Matt Flynn	6-3	227	Tyler, Texas
RB	18 Jacob Hester	6-0	228	Shreveport, La.
RB	5 Keiland Williams	6-0	226	Lafayette, La.
RB	8 Trindon Holliday	5-5	160	Zachary, La.
FB	45 Quinn Johnson	6-2	238	Edgard, La.
FB	40 Shawn Jordan	5-11	254	El Paso, Texas

DEFENSE

LE	93 Tyson Jackson	6-5	291	Edgard, La.
LT	72 Glenn Dorsey	6-2	303	Gonzales, La.
RT	99 Marlon Favorite	6-1	302	Harvey, La.
RE	49 Kirston Pittman	6-4	252	Garyville, La.
LB	35 Luke Sanders	6-5	242	West Monroe, La.
LB	48 Darry Beckwith	6-1	230	Baton Rouge, La.
LB	7 Ali Highsmith	6-1	223	Miami, Fla.
LCB	19 Jonathan Zenon	6-0	180	Breaux Bridge, La.
SS	16 Craig Steltz	6-2	209	New Orleans, La.
FS	27 Curtis Taylor	6-3	204	Franklinton, La.
RCB	21 Chevis Jackson	6-0	184	Mobile, Ala.

SPECIAL TEAMS

PK	6 Colt David	5-9	173	Grapevine, Texas
P	36 Patrick Fisher	6-5	253	Hyattsville, Md.
SNAP	51 Jacob O'Hair	6-2	237	Rancho Cucamonga, Calif.
HOLD	15 Matt Flynn	6-3	227	Tyler, Texas
KR	8 Trindon Holliday	5-5	159	Zachary, La.
PR	3 Chad Jones	6-3	218	Baton Rouge, La.

2007 SEASON

OVERALL RECORD: 12-2; SEC RECORD: 6-2

Aug. 30	at Mississippi State	W, 45-0
Sept. 8	#9/9 Virginia Tech	W, 48-7
Sept. 15	Middle Tennessee	W, 44-0
Sept. 22	#12/14 South Carolina	W, 28-16
Sept. 29	at Tulane	W, 34-9
Oct. 6	#7/9 Florida	W, 28-24
Oct. 13	at #17/18 Kentucky	L, 43-37 (3OT)
Oct. 20	#18/19 Auburn	W, 30-24
Nov. 3	at #17/18 Alabama	W, 41-34
Nov. 10	Louisiana Tech	W, 58-10
Nov. 17	at Ole Miss	W, 41-24
Nov. 23	Arkansas	L, 50-48 (3OT)
SEC CHAMPIONSHIP GAME - ATLANTA, GA.		
Dec. 1	#14/15 Tennessee	W, 21-14
BCS NATIONAL CHAMPIONSHIP GAME - NEW ORLEANS, LA.		
Jan. 7	#1/1 Ohio State	W, 38-24

2007 COACHING STAFF

- Head Coach:** Les Miles
- Offensive Coordinator:** Gary Crowton
- Tight Ends/Recruiting Coordinator:** Josh Henson
- Defensive Line:** Earl Lane
- Defensive Backs:** Doug Mallory
- Wide Receivers:** D.J. McCarthy
- Defensive Coordinator:** Bo Pelini
- Special Teams Coordinator/Linebackers:** Bradley Dale Peveto
- Running Backs:** Larry Porter
- Offensive Line:** Greg Studrawa
- Coordinator High School Relations:** Charles Baglio
- Assistant AD/Football Administration:** Mack Butler
- Assistant AD/Football Operations:** Sam Nader





In 2019, LSU completed the greatest season in college football history, becoming "The Best Ever." The Tigers broke multiple school, SEC and NCAA records en route to a perfect 15-0 record. LSU completed the season with a 42-25 victory over Clemson to win the program's fourth national title. Joe Burrow led the way for LSU and swept every major award - the Heisman Trophy, Maxwell Award, Walter Camp Award, Davey O'Brien Award, Johnny Unitas Golden Arm Award, and Manning Award. Ja'Marr Chase won the Biletnikoff Award, Grant Delpit won the Thorpe Award and Ed Orgeron earned every coach of the year award.

2019 SEASON

OVERALL RECORD: 15-0; SEC RECORD 8-0

Aug. 31	Georgia Southern	W, 55-3
Sept. 7	at Texas	W, 45-38
Sept. 14	Northwestern State	W, 65-14
Sept. 21	at Vanderbilt	W, 66-38
Oct. 5	Utah State	W, 42-6
Oct. 12	Florida	W, 42-28
Oct. 17	at Mississippi State	W, 36-13
Oct. 26	Auburn	W, 23-20
Nov. 9	at Alabama	W, 46-41
Nov. 16	at Ole Miss	W, 58-37
Nov. 23	Arkansas	W, 56-20
Nov. 30	Texas A&M	W, 50-7

SEC CHAMPIONSHIP GAME · ATLANTA, GA.

Dec. 7 Georgia W, 37-10

CHICK-FIL-A PEACH BOWL · CFP SEMIFINAL · ATLANTA, GA.

Dec. 28 Oklahoma W, 63-28

CFP NATIONAL CHAMPIONSHIP · NEW ORLEANS, LA.

Jan. 13 Clemson W, 42-25

2019 COACHING STAFF

- Head Coach:** Ed Orgeron
- Assoc. Head Coach/Defensive Coordinator:** Dave Aranda
- Offensive Coordinator:** Steve Ensminger
- Asst. Head Coach/Running Backs/Recruiting Coordinator:** Tommie Robinson
- Passing Game Coordinator:** Joe Brady
- Safeties:** Bill Busch
- Offensive line:** James Cregg
- Defensive Line:** Bill Johnson
- Wide Receivers:** Mickey Joseph
- Special Teams:** Greg McMahon
- Defensive Backs:** Corey Raymond
- Assistant AD/Football Operations:** Sam Nader



2019 STARTERS

OFFENSE

LT	77 Saahdiq Charles	6-4	295	Jackson, Miss.
LG	73 Adrian Magee	6-4	343	Franklinton, La.
C	79 Lloyd Cushenberry III	6-4	315	Carville, La.
RG	68 Damien Lewis	6-3	332	Canton, Miss.
RT	76 Austin Deculus	6-7	322	Mamou, La.
TE	81 Thaddeus Moss	6-3	249	Charlotte, N.C.
WR 1	Ja'Marr Chase	6-1	220	Harvey, La.
WR 6	Terrace Marshall Jr.	6-3	200	Bossier City, La.
WR 2	Justin Jefferson	6-3	192	St. Rose, La.
QB	9 Joe Burrow	6-4	216	Athens, Ohio
RB	22 Clyde Edwards-Helaire	5-8	209	Baton Rouge, La.

DEFENSE

NICK	5 Kary Vincent Jr.	5-10	185	Houston, Texas
DE	97 Glen Logan	6-4	309	Kenner, La.
NT	72 Tyler Shelvin	6-3	346	Lafayette, La.
DE	90 Rashard Lawrence	6-2	308	Monroe, La.
OLB	18 K'Lavon Chaisson	6-4	250	Houston, Texas
MLB	8 Patrick Queen	6-1	227	Ventress, La.
MLB	6 Jacob Phillips	6-4	233	Nashville, Tenn.
CB	1 Kristian Fulton	6-0	200	New Orleans, La.
S	7 Grant Delpit	6-3	203	Houston, Texas
S	3 JaCoby Stevens	6-1	228	Murfreesboro, Tenn.
CB	24 Derek Stingley Jr.	6-1	190	Baton Rouge, La.

SPECIAL TEAMS

P	38 Zach Von Rosenberg	6-5	240	Zachary, La.
PK	36 Cade York	6-2	189	McKinney, Texas
PK	32 Avery Atkins	5-11	217	Auburn, Ala.
H	38 Zach Von Rosenberg	6-5	240	Zachary, La.
SNP	48 Blake Ferguson	6-3	235	Smyrna, Ga.
PR	24 Derek Stingley Jr.	6-1	190	Baton Rouge, La.
KR	22 Clyde Edwards-Helaire	5-8	209	Baton Rouge, La.

STATISTICAL LEADERS

RUSHING

PLAYER	ATT.	YDS.	TD
Clyde Edwards-Helaire	215	1,414	16
Joe Burrow	115	368	5

PASSING

Player	ATT.	COMP.	YDS.	INT.	TD
Joe Burrow	527	402	5,671	6	60
Myles Brennan	40	24	353	1	1

RECEIVING

PLAYER	REC.	YDS.	TD
Ja'Marr Chase	84	1,780	20
Justin Jefferson	111	1,540	18
Terrace Marshall Jr.	46	671	13
Thaddeus Moss	47	570	4



1935

OVERALL RECORD: 9-2 · SEC RECORD: 5-0

COACH: BERNIE MOORE

The start of the season proved to be tough for LSU as Rice came to Baton Rouge and handed the Tigers a 10-7 defeat.

But led by the exploits of a freshman end named Gaynell Tinsley, the Tigers would not lose again in the regular season. It started with an 18-6 win over Texas in which the Tigers scored two fourth-quarter touchdowns for the victory, then continued all the way to New York City with a 32-0 rout of Manhattan, then to Shreveport for a win over Arkansas and on to Nashville with a 7-2 victory over Vanderbilt in the SEC opener.

Auburn would fall in a 6-0 tussle in Death Valley, but no opponent the rest of the way would be that close. The Tigers then disposed of Mississippi State and Georgia before crushing Southwestern Louisiana 56-0 and Tulane 41-0 to end the season 9-1 and send SEC champion LSU to its first bowl game ever, a Sugar Bowl date with Sammy Baugh's TCU Horned Frogs.

With heavy rains turning the Tulane Stadium field to slop, the expected passing matchup between Baugh and LSU's Abe Mickal never developed. Baugh threw an incomplete pass in the endzone for a safety that gave LSU a 2-0 lead, but the Frogs drove for a game-winning field goal and 3-2 triumph in front of an overflow crowd of 35,000.

1936

OVERALL RECORD: 9-1-1 · SEC RECORD: 6-0

COACH: BERNIE MOORE

LSU started off in fine fashion against a pair of SWC powers, defeating Rice, 20-7, at home then tying Texas at Austin, 6-6, before destroying Georgia in the SEC opener, 47-7, and shutting out Ole Miss, 13-0.

The Tigers beat border rival Arkansas in Shreveport, 19-7, blanked Vanderbilt in Music City and Mississippi State in Birmingham, then returned home to down Auburn 19-6 and Southwestern Louisiana 93-0.

LSU finished the regular season by whitewashing rival Tulane, 33-0, leaving the Tigers as the nation's highest scoring team with 281 points. The Tigers finished runner-up in the AP poll to Minnesota, but took national championship honors in the Williamson poll. The Tigers' season went sour again in the Sugar Bowl, though, as coach Buck Shaw's Santa Clara club shocked LSU, 21-14.

1958

NATIONAL CHAMPIONS · OVERALL RECORD: 11-0 SEC RECORD: 6-0 COACH: PAUL DIETZEL

In the modern era of college football, many coaches, especially in the hyper-competitive world of the SEC, would not survive seasons of 3-5-2, 3-7 and 5-5, but LSU athletic director Jim Corbett showed patience with the Tigers' young innovator, 35-year-old Paul Dietzel, and for his fourth season in Baton Rouge, Dietzel would come up with the innovation that would revolutionize college football, and football on the bayou would never be the same.

Dietzel unveiled his three units--the White Team, the Go Team and the Chinese Bandits--in impressive road victories over Rice and Alabama (in its first game under Bear Bryant), before LSU returned home to defeat Hardin-Simmons.

After crushing Miami and Kentucky, LSU moved to third in the polls for a homecoming showdown against Florida in front of the first sellout crowd in Tiger Stadium history. The 67,500 in attendance weren't disappointed, as the Tigers won 10-7 to move to No. 1 in the Associated Press poll, and LSU then backed up that ranking with a 14-0 shutout of sixth-ranked Ole Miss.

A 50-18 victory over Duke moved LSU up to the top spot in the UPI coaches' poll, but the Tigers nearly lost it all the next week against Mississippi State in Jackson, falling behind 6-0 at halftime before a touchdown in the third quarter and Tommy Davis' extra point gave LSU a 7-6 triumph, leaving only nemesis Tulane standing between the Tigers and the brass ring.

The Green Wave held sway in the first half, limiting the Tigers to two field goals and a 6-0 lead at intermission, but in the second half the Wave was swallowed up, as the Tigers scored an incredible 56 points, including 35 in the fourth quarter, to win 62-0 and leave no doubt as to who was No. 1.

LSU then took its victory lap in the Sugar Bowl against Clemson with a 7-0 victory and the perfect ending to the first perfect season at LSU in exactly 50 years.

1961

OVERALL RECORD: 10-1 · SEC RECORD: 5-0

COACH: PAUL DIETZEL

Coming off a 5-4-1 campaign in 1960, LSU wanted to get its 1961 campaign off to a flying start, but a 16-3 loss to Rice in the season opener signaled the beginning of what could have been a very difficult season. As it turned out, the loss to the Owls meant little.

Over the final nine games of the season, LSU would allow a measly 30 points, with 14 of those scored by Kentucky in a 24-14 Tiger triumph in the fifth game of the year. The Tigers blanked Florida, 23-0, then took a 10-7 win over Ole Miss to leave them needing only a win over archrival Tulane to win a share of the league title.

For the second time in four years, Andy Pilney and his Green Wave suffered a 62-0 humiliation at the hands of the Bayou Bengals, and SEC champion LSU was on to the Orange Bowl to face Big Eight champion Colorado.

In what was Paul Dietzel's final game at LSU, the Tigers had little trouble in silencing the Buffaloes, 25-7.

1970

OVERALL RECORD: 9-3 · SEC RECORD: 5-0

COACH: CHARLES MCCLENDON

Archie Manning and Ole Miss left LSU three points shy of a perfect season and the chance to play Texas in the Cotton Bowl for the national championship in 1969. After refusing a bowl berth following a 9-1 season, LSU was determined to remedy this failure in 1970.

The Tigers' hopes took a serious hit on opening night, as Texas A&M came to town and pulled off a 20-18 upset. The loss left the Tigers bloodied but unbowed, as LSU then rattled off seven consecutive victories, including a 17-9 victory at Auburn over future Heisman Trophy winner Pat Sullivan, then a 14-9 triumph in Birmingham over Alabama, the Tigers' second straight over Bear Bryant's Crimson Tide.

LSU would have two big non-conference games before its December 5 showdown with Archie Manning's Ole Miss Rebels for the SEC championship. First was a visit to South Bend and second-ranked Notre Dame, where LSU limited Ara Parseghian's powerful offense led by Joe Theismann to under 250 yards, but the Tigers missed several chances to win the game and fell, 3-0. The Tigers now needed two wins to lock up an Orange Bowl berth opposite Big Eight champion Nebraska, and got the first at Tulane Stadium over a pesky Green Wave squad, 26-14, setting up the title match with the Rebels.

Manning would return to Death Valley with a cast on his left arm that severely limited his throwing motion. The way LSU played that warm December night, Manning could have been Superman himself and it probably wouldn't have mattered. Tommy Casanova and Craig Burns combined to return three punts for touchdowns, and Ronnie Estay nailed Manning for a safety as LSU brought Christmas to Tiger Stadium early with a 61-17 rout of the Rebels to send the Tigers to Miami.

In the Orange Bowl against a Nebraska team looking to win a share of the national championship, LSU held a 12-10 lead after three quarters before wilting under the charge of the powerful Cornhuskers, 17-12.

1986

OVERALL RECORD: 9-3 · SEC RECORD: 5-1

COACH: BILL ARNSPARGER

The Tommy Hodson era began at LSU in 1986 in Bill Arnsparger's third and final season in Tigertown, which got off to a flying start with a 35-17 upset of Texas A&M.

The Tigers then dropped a shocking 21-12 decision to Arnsparger's alma mater, Miami of Ohio the following week.

The loss to Miami was only a temporary setback. The Tigers began to roll behind their new leader, defeating Florida 28-17 in Gainesville, then coming home for a 23-14 win over Georgia. The Tigers rolled to victories over Kentucky and North Carolina before Ole Miss came to Death Valley and won for the first time in Baton Rouge since Archie Manning's sophomore season of 1968, knocking the Tigers out of first place in the SEC.

Now came a trip to league leader Alabama in Birmingham. In a white-knuckle struggle, LSU prevailed 14-10, leaving the Tigers needing only to defeat Mississippi State the next week to win the Tigers' first league crown since 1970.

In front of a pro-LSU crowd in Jackson, the Tigers left little doubt as to who would be kings of the SEC, as they mauled the Bulldogs 47-0 to win at least a share of the league crown. LSU defeated Notre Dame and Tulane to close out the season, then Auburn upended Alabama in the Iron Bowl to give the Tigers the title all to themselves and secure the school's second Sugar Bowl berth in three years.

Arnsparger, who accepted the position of athletic director prior to LSU's game with Tulane, coached LSU for the final time on New Year's Day in a 30-15 loss to Nebraska in the Sugar Bowl.

1988

OVERALL RECORD: 8-4 · SEC RECORD: 6-1
COACH: MIKE ARCHER

LSU looked to win its second SEC title in three years in 1988, and after a 10-1-1 season in 1987 under first-year coach Mike Archer, the Tigers looked the part of champions in their first two games, thrashing Texas A&M 27-0 in Death Valley, then taking the school's first win ever in Knoxville with a 34-9 rout of Tennessee.

LSU would quickly find itself 2-2, though, as it squandered a 13-point lead in the final five minutes of a 36-33 loss at Ohio State, then dropped a 19-6 decision at Florida before heading into a critical showdown with fourth-ranked Auburn.

In a classic defensive battle, two Auburn field goals gave the Tigers of the Plains a 6-0 lead late in the fourth quarter before Tommy Hodson hit Eddie Fuller in the endzone with less than one minute to play, tying the game and causing such a tremor that it was felt on a seismograph in the LSU Geology Department. David Browndyke then kicked the extra point to give the Bayou Bengals a 7-6 triumph in what will forever be known as the "Earthquake Game."

Tough home victories over Kentucky and Ole Miss followed, then came a trip to Alabama where LSU fell behind 15-0 late in the first half before the Tigers rallied and took a 19-18 victory on Browndyke's field goal in the waning seconds. The Tigers won the SEC title the following week with a 20-3 win over Mississippi State.

LSU split its final two regular season games, losing to Miami and defeating Tulane, before a loss to Syracuse in the Hall of Fame Bowl ended the Tigers' season at 8-4.

2001

OVERALL RECORD: 10-3 · SEC RECORD: 5-3
COACH: NICK SABAN

Following a strong 8-4 2000 season under first-year coach Nick Saban, the 2001 Fighting Tigers were widely expected to capture the SEC Western Division championship and play in the school's first SEC Championship Game.

The Tigers got off to a flying start with home victories over Tulane and Utah State before the terrorist attacks of September 11 postponed LSU's SEC opener against Auburn until December 1.

Instead, the Tigers opened SEC play at Tennessee's Neyland Stadium in front of more than 107,000, the largest crowd ever to see LSU play, where the Volunteers got revenge for 2000 with a 26-18 victory, before LSU returned home and fell to 0-2 in the SEC with a 44-15 loss to Florida.

LSU then defeated Kentucky and Mississippi State on the road, but those wins were erased by a 35-24 home loss to Ole Miss that seemingly finished the Tigers' title hopes off, dropping LSU to 2-3 in the SEC.

But instead of folding, the Tigers fought back. First, Rohan Davey threw for 528 yards and Josh Reed caught 19 passes for 293 yards as the Tigers bombed Alabama in Tuscaloosa, 35-21. Home wins over Middle Tennessee and Arkansas closed November and set up the Western division title showdown with Auburn.

The showdown was no contest. LSU rolled to a 21-7 halftime lead and cruised home to a 27-14 victory, sending the Tigers to their first SEC Championship game against a Tennessee squad that would look to punch its ticket to the Rose Bowl and a national championship date with Miami with a second victory over LSU.

Most teams would have wilted under the pressure, especially after losing their starting running back (LaBrandon Toefield) and quarterback (Davey), but LSU didn't just survive; it thrived. Led by the steady play of backup Matt Mauck, the Tigers stunned the college football world by upending the Big Orange, 31-20, sending LSU to its first Sugar Bowl since 1986.

The Tigers capped off this glorious season with a 47-34 pasting of Illinois in the Sugar Bowl, as Davey earned MVP honors by throwing for a bowl record 444 yards and three touchdowns, while Reed caught 14 passes for 239 yards in front of a partisan LSU crowd of more than 77,000, leaving LSU in the top 10 for the first time since 1987.

2003

NATIONAL CHAMPIONS · OVERALL RECORD: 13-1 · SEC RECORD: 7-1
COACH: NICK SABAN

LSU stormed to its second Southeastern Conference title under Nick Saban in three years as the Tigers blew through the conference slate with a 7-1 record, which included five league wins of 21 points or better.

Behind a suffocating defense and a balanced offensive attack, the Tigers earned a spot in the league's championship game for the second time under Saban with a 55-24 win over Arkansas in the regular-season finale in Baton Rouge.

LSU then followed that with a 34-13 trouncing of Georgia in the SEC title game, a contest that saw the Tigers pile up 293 yards rushing against the fifth-ranked Bulldogs with freshman Justin Vincent accounting for an SEC Championship Game record 201 of those yards.

The victory over Georgia propelled the Tigers in the BCS National Championship contest against Oklahoma, a game that LSU won by a 21-14 count to claim the school's second national title in football.

2007

NATIONAL CHAMPIONS · OVERALL RECORD: 12-2 · SEC RECORD: 6-2
COACH: LES MILES

LSU fans across the world had to wait 45 years between the Tigers' first and second National Championships. They only had to wait four between the second and third, but the victory tasted just as sweet.

With a crushing 38-24 win over Ohio State in the Bowl Championship Series Championship Game, LSU left little doubt in the minds of those in the college football universe who the best team was during the 2007 season.

The Tigers (12-2) became the first two-time winner of the BCS Championship by dominating most of the game and outscoring the Buckeyes 31-0 over a 24-minute stretch.

Head coach Les Miles, in his third season at LSU, lifted the \$30,000 Waterford Crystal football-shaped trophy amid a cloud of purple and gold ticker tape.

As dominant as LSU's national championship game performance was, it matched how the Tigers opened the 2007 season.

LSU, ranked No. 2 in the preseason, lived up to the lofty ranking with a 45-0 whitewashing of Mississippi State in Starkville in the season opener, followed by a 48-7 pounding of No. 9 Virginia Tech in Tiger Stadium the following week.

The Tigers throttled Middle Tennessee (44-0), No. 12 South Carolina (28-16) and Tulane (34-9) in consecutive weeks, lifting the Bayou Bengals to No. 1 in the Associated Press rankings heading into a Top-10 matchup with defending national champion Florida.

In what has become one of the most memorable games in Tiger Stadium History, top-ranked LSU dueled all night by the Tim Tebow-led ninth-ranked Gators. Trailing 24-14 entering the fourth quarter, LSU outscored Florida 14-0 in the final frame to take a dramatic 28-24 victory. In fact, the Tigers converted 5-of-5 fourth down attempts, including two on a nine-minute drive late in the game that resulted in Jacob Hester's two-yard touchdown plunge. The Tigers batted down a last-second Hail Mary pass from Tebow that dropped harmlessly to the Tiger Stadium turf to seal the epic victory.

Still feeling the effects of the physical clash with the Gators, LSU stumbled the following week, falling 43-37 in three overtimes at No. 17 Kentucky.

Despite the heartbreaking defeat at the hands of the Wildcats, there was no rest for the weary as the Tigers returned to Baton Rouge to square off against No. 18 Auburn in a game that would come down to the final second.

After a slow start against the Tigers from the Plains, LSU roared back with 17 points in the fourth quarter, but it was the ending that stunned the nation. With the Tigers marching down to the Auburn 22-yard line and time running out, head coach Les Miles elected not to call timeout or kick a potential game-winning field goal. Instead, quarterback Matt Flynn lobbed a perfectly-thrown pass to a well-guarded Demetrius Byrd who slid in the endzone to make the touchdown grab with exactly one second on the clock. Tiger Stadium erupted as LSU claimed a 30-24 victory over Auburn.

The Tigers posted another dramatic victory with a 41-34 triumph over Alabama in Tuscaloosa before rattling off a 58-10 win over Louisiana Tech and a 41-24 triumph at Ole Miss.

The top-ranked Tigers had sewn up the SEC Western Division title heading into the regular-season finale against Arkansas, but the upset-minded Razorbacks came into Tiger Stadium and escaped with a 50-48 victory in three overtimes, seemingly sinking the Tigers' hopes of playing for a national championship.

Under the leadership of Miles, LSU rallied the following week in the SEC Championship Game against No. 14 Tennessee. Even with starting QB Matt Flynn unavailable for the game with an injury, LSU turned to backup Ryan Perrilloux who earned game MVP honors by throwing for 243 yards and one touchdown while also adding a two-point conversion late in the game to seal the Tigers' 21-14 victory and give LSU its 10th SEC Championship in school history.

When the BCS pairings were announced, LSU had a date with destiny against Ohio State in the BCS National Championship Game in New Orleans, and the Tigers would return home with a third national championship in school history.

2011

OVERALL RECORD: 13-1 · SEC RECORD: 8-0**COACH: LES MILES**

For the first time since 1958, LSU football completed a perfect regular season with a 12-0 mark before going on to claim its 11th SEC Championship with a 42-10 dominating win over No. 12 Georgia in the SEC title game in Atlanta.

It was a season of records for the 2011 team, posting a 13-0 mark for the first time in school history and spending 11 straight weeks as the nation's No. 1 team, the longest stretch in school history. The Tigers won 12 of their 13 games by double-digits, representing the most in LSU single-season history.

Led by Heisman Trophy finalist and Bednarik Award winner Tyrann Mathieu, LSU held opponents without a touchdown in 44 quarters. The Tigers set an NCAA record with eight victories over Top 25 teams during the season, with five of those wins coming away from Tiger Stadium.

LSU opened the year in the nation's most anticipated non-conference matchup of the season, rolling over No. 3 Oregon, 40-27, in front of 87,711 fans in the new, state-of-the-art Cowboys Stadium on Sept. 3. Mathieu's Heisman campaign began with a roaring start as he forced a fumble and recovered it for a touchdown in the second quarter, which gave LSU a 10-6 advantage. The Tigers scored 24 unanswered points against the Ducks and opened the season with a win over a top-five ranked non-conference squad for the first time in school history.

LSU made its Tiger Stadium season debut on Sept. 10 with another brilliant defensive outing, holding Northwestern State to six first downs and 95 total yards in a 49-3 win. A week later, facing a short week, the Tigers posted a 19-6 win over No. 25 Mississippi State in a rare Thursday night tilt in Starkville on Sept. 15. It marked the second straight week LSU did not allow a touchdown.

The eyes of the nation were once again focused on the Tigers on Sept. 24 in Morgantown, W.V. With ESPN "College GameDay" on hand for the second time this season, LSU throttled No. 16 West Virginia, 47-21, in a primetime game. LSU's farthest trip to the Northeast since 1947 saw All-American Morris Claiborne race 99 yards on a kickoff return for a touchdown in the third quarter that sealed the victory.

Following a 35-7 win over Kentucky on Oct. 1, the Tigers posted their largest margin of victory over Florida since 1971 with a 41-11 thumping of the No. 17 Gators on Oct. 8 in Tiger Stadium. LSU's defense did the job again a week later at Tennessee on Oct. 15, pitching a second-half shutout in a 38-7 win in Knoxville.

Quarterback Jarrett Lee threw for a pair of touchdowns in a 45-10 romp of No. 19 Auburn on Oct. 22 in Tiger Stadium, setting the stage for the "Game of the Century" two weeks later. Four quarters were not enough to decide a winner as the nation's top-two ranked teams battled on Nov. 5 in Tuscaloosa, Ala. Safety Eric Reid saved a score with an acrobatic interception and Drew Alleman's 25-yard field goal in overtime lifted No. 1 LSU past No. 2 Alabama, 9-6. The six points were the fewest total for the Tide in the Nick Saban era.

On Nov. 25, the Tigers put a punctuation on an unblemished regular season with a 41-17 win over No. 3 Arkansas in Tiger Stadium. After trailing 14-0, Mathieu sparked LSU with a spectacular 92-yard punt return touchdown in the second quarter. The Tigers posted 17 unanswered points in the fourth quarter highlighted by a 48-yard touchdown run from quarterback Jordan Jefferson.

For the second straight week, LSU had to recover from a double-digit deficit, but did so when it counted most to claim its fourth SEC Championship game victory. The Tigers trailed 10-0 to No. 12 Georgia and went the entire first half without a first down. In the second half, LSU pummeled the Bulldogs with 35 unanswered points to win 42-10 in the Georgia Dome.

Once again, it was Mathieu who provided the momentum. Mathieu scampered 62 yards for a punt return touchdown in the second quarter, while his electrifying 47-yard return weaving through defenders in the second half set up another score. Kenny Hilliard recorded three touchdowns and Alfred Blue raced 48 yards for a touchdown in the fourth quarter as the coronation was complete. For the second time in the Les Miles era, the LSU Tigers were the undisputed SEC champions.

LSU went on to face Alabama in the 2012 BCS National Championship Game at the Superdome in New Orleans.

2019

NATIONAL CHAMPIONS · OVERALL RECORD: 15-0 ·**SEC RECORD: 8-0 COACH: ED ORGERON**

The 2019 LSU football team cemented itself as "The Best Ever" with a 15-0 record, wins over seven Top-25 teams and a sweep of the major awards.

Top-ranked LSU claimed its fourth national title and completed the most dominant season in college football history with a 42-25 win over No. 2 Clemson in the CFP National Championship Game in New Orleans.

Led by quarterback Joe Burrow's four touchdown passes, top-ranked LSU won the 2019 SEC Championship, 37-10, over No. 4 Georgia at Mercedes-Benz Stadium in Atlanta. Burrow finished 28-for-38 for 349 yards. Burrow set the SEC record for touchdown passes in a season. In Ed Orgeron's third full season in Baton Rouge, LSU improved to 13-0 and solidified its No. 1 ranking in the College Football Playoffs.

In their march to the SEC title, the Tigers beat five Top 10 teams and brought the league's trophy back to Baton Rouge for the first time since 2011. Burrow was named the SEC Championship Game's Most Valuable Player after completing 28-of-38 passes for 349 yards and four touchdowns. Defensively, the Tigers kept Georgia's offense off the field by allowing only 3-of-13 third down conversions, while holding the Bulldogs to their lowest rushing total (61 yards) since 2017.

The 2019 season began with a 55-3 win over Georgia Southern, as Burrow tied a school record with five touchdown passes – all in the first half – as sixth-ranked LSU scored on its first five possessions to batter the Eagles. Fourteen different Tigers caught passes in the contest, and Georgia Southern converted only one of 12 third downs against a fast and furious LSU defense.

In Week 2, the No. 6 Tigers earned their first non-conference road victory over a top-10 team, trailing the No. 9 Longhorns only in the first quarter. On a hot and humid evening the teams combined for 56 points in the last 30 minutes of LSU's 45-38 victory. Burrow threw for 471 yards and four touchdowns; for the first time, three LSU receivers recorded 100 yards or more in one game.

LSU returned home the next Saturday for a 65-14 win over Northwestern State, as the Tigers passed for 300-plus yards for the fourth-straight game, scored 48 unanswered points, and allowed no second-half scores. In vanquishing the Demons, No. 4 LSU became the 12th program in NCAA Division I to win 800 games.

The No. 4 Tigers torched Vanderbilt in Nashville, 66-38, scoring LSU's most points in regulation against a conference opponent in school history. Burrow threw a school-record six touchdowns and set LSU records for passing yards in a first half (357) and for consecutive 350-yard passing games, with three.

After a bye week, LSU rolled to a 42-6 triumph over Utah State in a Tiger Stadium day game. The Tigers defended their No. 5 ranking by dominating the Aggies, allowing only one of 12 third downs to be converted, recording 10 tackles for loss and snagging three interceptions.

Florida came to Death Valley in Week 6, and for the first time in 2019, No. 5 LSU trailed in the second half, 28-21, when Florida scored with just under 11 minutes remaining in the third quarter. But it was all Tigers the rest of the way, as the defense shut out the No. 7 Gators for the final 25 minutes in a 42-28 win. The offense ran only 48 plays, but with surgical precision, for an astounding 10.6 yards per play – LSU's most ever versus an SEC opponent.

The Tigers then traveled to Starkville, Miss., and rolled to a 36-13 victory over Mississippi State. In just the seventh game of the year, Burrow broke two LSU single-season records to vault the No. 2 Tigers over the Bulldogs. Burrow set the school mark for single-season touchdown passes (28) and single-season TD responsibility for (28 throwing, 2 rushing). Meanwhile, the defense forced three turnovers from the overmatched Bulldogs.

On a Tiger Stadium turf slick from heavy rain a day earlier, No. 2 LSU compiled more than 500 yards of total offense and overcame a pair of turnovers to defeat No. 9 Auburn, 23-20. Burrow posted career highs in both completions and attempts, going 32-for-42, and the defense held the other Tigers to just 287 yards. LSU earned its third top 10 victory of the season.

After their second open date, the now top-ranked Tigers journeyed to Tuscaloosa, Ala., and posted an epic 46-41 win over No. 2 Alabama. Burrow had 393 yards passing with three touchdowns and running back Clyde Edwards-Helaire scored four times to help LSU snap the Tide's 31-game home winning streak. LSU, which never trailed, built a 33-13 halftime lead and then held off the Crimson Tide with unrelenting offensive efficiency. The Tigers improved to 9-0 overall for the fifth time in school history, tying a school record with four top-10 victories in one season.

Burrow tossed five touchdowns to set LSU's single-season passing record, in the top-ranked Tigers' 58-37 victory over Ole Miss in Oxford. In just game 10 and behind a career-best 489 yards, Burrow broke Rohan Davey's 2001 school yardage record (3,347). The 714 yards of offense LSU accumulated against the Rebels was its second-most in program history and the most ever against an SEC opponent.

Back in Death Valley, the No. 1 Tigers scored 49 unanswered points, overwhelming Arkansas, 56-20, to secure a berth in the SEC Championship Game. Edwards-Helaire gained 188 yards on just six carries, becoming the 14th Tiger to rush for 1,000 yards in a season. LSU moved to 11-0 for the third time in school history.

In the 2019 regular-season finale, Burrow took his final bow on Senior Night in Tiger Stadium, as No. 1 LSU overwhelmed Texas A&M, 50-7. Burrow set SEC records for passing yards with 4,366 and for passing touchdowns with 44. In preserving their undefeated regular season, the No. 2 Tigers defense held the Aggies to 169 total yards and just 2-of-13 on third down while recording a safety and six sacks.

2001

LSU 31, Tennessee 20

LSU, in its first appearance in the SEC Championship Game, stunned No. 2 Tennessee to win its first league title since 1986. QB Matt Mauck spelled an injured Rohan Davey and scored two rushing touchdowns to claim MVP honors.

Tennessee	0	17	0	3	20
LSU	7	3	6	15	31

SCORING SUMMARY

LSU	8:14	1Q	Mauck 4 run (Corbello kick)
UT	9:04	2Q	Washington 31 pass from Clausen (Walls kick)
UT	6:18	2Q	Fleming 3 pass from Clausen (Walls kick)
UT	3:52	2Q	Walls 51 FG
LSU	0:29	2Q	Corbello 45 FG
LSU	11:51	3Q	Corbello 47 FG
LSU	2:45	3Q	Corbello 45 FG
LSU	14:20	4Q	Mauck 13 run (Reed pass)
UT	9:55	4Q	Walls 21 FG
LSU	2:26	4Q	Davis 1 run (Corbello kick)

LSU LEADERS

RUSHING	ATT.	YARDS	TD	LG.
Domanick Davis	16	78	1	14
Matt Mauck	12	43	2	13

PASSING	ATT.	COMP.	INT.	YARDS	TD	LG.
Rohan Davey	20	9	0	84	0	24
Matt Mauck	15	5	0	67	0	21

RECEIVING	NO.	YARDS	TD	LG.
Josh Reed	4	60	0	24
Michael Clayton	4	54	0	21

2003

LSU 34, Georgia 13

RB Justin Vincent became the first freshman to be named MVP as LSU shut down Georgia, 34-13. Vincent rushed for a then-SEC title game record 201 yards as the Tigers secured their first berth in the BCS Championship Game.

Georgia	0	3	10	0	13
LSU	8	9	7	10	34

SCORING SUMMARY

LSU	4:49	1Q	Vincent 87 run (Jackson kick failed)
LSU	3:11	1Q	Team safety
LSU	14:51	2Q	Clayton 43 pass from Mauck (Jackson kick blocked)
LSU	9:37	2Q	Gaudet 35 FG
UGA	6:38	2Q	Bennett 51 FG
UGA	7:46	3Q	Bennett 49 FG
LSU	4:17	3Q	Turner 18 int return (Gaudet kick)
UGA	3:40	3Q	Watson 18 pass from Greene (Bennett kick)
LSU	14:54	4Q	Vincent 3 run (Gaudet kick)
LSU	7:12	4Q	Gaudet 22 FG

LSU LEADERS

RUSHING	ATT.	YARDS	TD	LG.
Justin Vincent	18	202	2	87
Joseph Addai	8	60	0	16
Alley Broussard	11	47	0	8

PASSING	ATT.	COMP.	INT.	YARDS	TD	LG.
Matt Mauck	22	14	1	151	1	43

RECEIVING	NO.	YARDS	TD	LG.
Michael Clayton	5	81	1	43
Devery Henderson	4	47	0	33

2005

Georgia 34, LSU 14

LSU was limited to 230 total yards of offense, including only 74 rushing yards, as Georgia handed the Tigers a 34-14 loss. WR Dwayne Bowe had a game-high five receptions for 74 yards and one touchdown.

Georgia	14	7	3	10	34
LSU	0	7	0	7	14

SCORING SUMMARY

UGA	10:19	1Q	Bailey 45 pass from Shockley (Coutu kick)
UGA	6:12	1Q	Bailey 29 pass from Shockley (Coutu kick)
LSU	13:53	2Q	Russell 1 run (David kick)
UGA	8:23	2Q	Shockley 7 run (Coutu kick)
UGA	9:52	3Q	Coutu 22 FG
UGA	14:40	4Q	Coutu 51 FG
UGA	14:18	4Q	Jennings 15 int return (Coutu kick)
LSU	5:38	4Q	Bowe 19 pass from Flynn (David kick)

LSU LEADERS

RUSHING	ATT.	YARDS	TD	LG.
Shyrone Carey	10	43	0	14
Skyler Green	2	26	0	17
Justin Vincent	8	15	0	7

PASSING	ATT.	COMP.	INT.	YARDS	TD	LG.
JaMarcus Russell	19	11	1	120	0	26
Matt Flynn	11	3	1	36	1	19

RECEIVING	NO.	YARDS	TD	LG.
Dwayne Bowe	5	74	1	20
David Jones	2	28	0	26

2007

LSU 21, Tennessee 14

Jonathan Zenon picked off a pass and returned it 18 yards for a touchdown to seal LSU's 10th all-time SEC title with a 21-14 win over No. 15 Tennessee. The victory propelled the Tigers into the BCS Championship Game for the second time in five seasons.

Tennessee	7	0	7	0	14
LSU	6	0	7	8	21

SCORING SUMMARY

UT	12:00	1Q	Brown 11 pass from Ainge (Lincoln kick)
LSU	8:29	1Q	David 30 FG
LSU	3:07	1Q	David 30 FG
LSU	11:52	3Q	Byrd 27 pass from Perrilloux (David kick)
UT	3:09	3Q	Briscoe 6 pass from Ainge (Lincoln kick)
LSU	9:54	4Q	Zenon 18 int return (Perrilloux rush)

LSU LEADERS

RUSHING	ATT.	YARDS	TD	LG.
Jacob Hester	23	120	0	20
Trindon Holliday	6	58	0	19
Keiland Williams	5	34	0	27

PASSING	ATT.	COMP.	INT.	YARDS	TD	LG.
Ryan Perrilloux	30	20	1	243	1	48

RECEIVING	NO.	YARDS	TD	LG.
Early Doucet	5	29	0	23
Demetrius Byrd	4	72	1	27
Brandon LaFell	3	65	0	48

2011

LSU 42, Georgia 10

Tyrann Mathieu dazzled the crowd with a punt return for a touchdown and set up two more scores with his fumble recovery and return as LSU clinched a BCS Championship Game berth with a 42-10 blowout of Georgia in the 2011 SEC Championship Game. The Tigers scored 35 unanswered points in the second half.

Georgia	10	0	0	0	10
LSU	0	7	21	14	42

SCORING SUMMARY

UGA	11:45	1Q	Walsh 40 FG
UGA	0:42	1Q	White 12 pass from Murray (Walsh kick)
LSU	5:48	2Q	Mathieu 62 punt return (Alleman kick)
LSU	12:51	3Q	Hilliard 15 run (Alleman kick)
LSU	10:37	3Q	Hilliard 4 run (Alleman kick)
LSU	3:45	3Q	Hilliard 8 pass from Jefferson (Alleman kick)
LSU	6:17	4Q	Blue 48 run (Alleman kick)
LSU	4:21	4Q	Claiborne 45 int return (Alleman kick)

LSU LEADERS

RUSHING

	ATT.	YARDS	TD	LG.
Alfred Blue	8	94	1	48
Kenny Hilliard	8	72	2	17

PASSING

	ATT.	COMP.	INT.	YARDS	TD	LG.
Jordan Jefferson	13	5	0	30	1	9

RECEIVING

	NO.	YARDS	TD	LG.
Rueben Randle	2	15	0	9
Kenny Hilliard	1	8	1	8

2022

Georgia 50, LSU 30

Despite totaling 529 yards of total offense, LSU was unable to keep up with Georgia's 38-10 lead at halftime, as the Bulldogs handed the Tigers a 50-30 loss. QB Garrett Nussmeier entered the game in the second half and threw for 294 yards and a pair of touchdowns.

LSU	7	3	13	7	30
Georgia	14	21	7	8	50

SCORING SUMMARY

UGA	3:33	1st	Smith 96 blocked field goal return (Podlesny kick)
LSU	2:21	1st	Boutte 53 pass from Daniels (Ramos kick)
UGA	0:03	1st	Bowers 3 pass from Bennett (Podlesny kick)
UGA	14:43	2nd	McConkey 22 pass from Bennett (Podlesny kick)
UGA	2:48	2nd	Washington 14 pass from Bennett (Podlesny kick)
UGA	0:32	2nd	Bell 3 pass from Bennett (Podlesny kick)
LSU	0:00	2nd	Ramos 42 FG
LSU	10:33	3rd	Nabers 34 pass from Nussmeier (Ramos kick)
UGA	3:32	3rd	McIntosh 2 rush (Podlesny kick)
LSU	1:46	3rd	Cain 1 rush (Thomas Jr. pass from Nussmeier failed)
UGA	13:13	4th	McIntosh 8 rush (Washington pass from Mitchell)
LSU	7:12	4th	Jenkins 33 pass from Nussmeier (Ramos kick)

LSU LEADERS

RUSHING

	ATT.	YARDS	TD	LG.
Josh Williams	6	55	0	47
Noah Cain	3	7	1	5

PASSING

	ATT.	COMP.	INT.	YARDS	TD	LG.
Garrett Nussmeier	27	15	1	294	2	59
Jayden Daniels	24	16	1	208	1	53

RECEIVING

	NO.	YARDS	TD	LG.
Kayshon Boutte	6	107	1	59
Mason Taylor	6	63	0	27
Malik Nabers	5	128	1	59

2019

LSU 37, Georgia 10

Led by quarterback Joe Burrow's four touchdown passes, top-ranked LSU on December 7 won the 2019 SEC Championship, 37-10, over No. 4 Georgia at Mercedes-Benz Stadium in Atlanta. In head coach Ed Orgeron's third full season in Baton Rouge, LSU improved to 13-0 and solidified its No. 1 ranking in the College Football Playoffs. The Tigers went on to post playoff wins over Oklahoma and Clemson to finish 15-0 and claim LSU's fourth national championship.

Georgia	0	3	0	7	10
LSU	14	3	17	3	37

SCORING SUMMARY

LSU	9:09	1Q	Chase 23 pass from Burrow (York kick)
LSU	0:12	1Q	Marshall 7 pass from Burrow (York kick)
UGA	11:28	2Q	Blankenship 39 FG
LSU	2:22	2Q	York 41 FG
LSU	8:20	3Q	York 28 FG
LSU	2:18	3Q	Marshall 4 pass from Burrow (York kick)
LSU	0:45	3Q	Jefferson 8 pass from Burrow (York kick)
UGA	11:41	4Q	Pickens 2 pass from Fromm (Blankenship kick)
LSU	7:41	4Q	York 50 FG

LSU LEADERS

RUSHING

	ATT.	YARDS	TD	LG.
Clyde Edwards-Helaire	15	57	0	20
Joe Burrow	11	41	0	17

PASSING

	ATT.	COMP.	INT.	YARDS	TD	LG.
Joe Burrow	38	28	0	349	4	71

RECEIVING

	NO.	YARDS	TD	LG.
Justin Jefferson	7	115	1	71
Terrace Marshall	5	89	2	41



12 SEC CHAMPIONSHIPS
 1935 • 1936 • 1958 • 1961 • 1970 • 1986
 1988 • 2001 • 2003 • 2007 • 2011 • 2019



10 SEC WESTERN DIVISION CHAMPIONSHIPS
 1996 • 1997 • 2001 • 2002 • 2003
 2005 • 2007 • 2011 • 2019 • 2022

TEAM RECORDS

First Downs	32	2019 Fiesta · vs. UCF
	32	2002 Sugar · vs. Illinois
Rushing Attempts	83	1977 Sun · vs. Stanford (332 yards)
Rushing Yards	377	2015 Texas · vs. Texas Tech (39 att.)
Avg. Per Rush	9.7	2015 Texas · vs. Texas Tech (39-377)
Rushing Touchdowns	7	2015 Texas · vs. Texas Tech
Passes Attempted	53	2002 Sugar · vs. Illinois (31 comp.)
Passes Completed	32	2019 Peach · vs. Oklahoma (42 att.)
Completion Percentage	.727	1966 Cotton · vs. Arkansas (8-of-11)
Passing Yards	532	2019 Peach · vs. Oklahoma (32-of-42)
Passes Had Intercepted	5	1985 Sugar · vs. Nebraska
Touchdown Passes	7	2019 Peach · vs. Oklahoma
Total Offense Plays	97	2002 Sugar · vs. Illinois (595 yards)
Total Offense Yards	692	2019 Peach · vs. Oklahoma (74 plays)
Avg. Gain per Play	10.3	2015 Texas · vs. Texas Tech (62-638)
Fumbles Lost	6	1937 Sugar Bowl vs. Santa Clara
Total Turnovers	8	1950 Sugar · vs. Oklahoma (4 fumbles, 4 interceptions)
		1937 Sugar Bowl vs. Santa Clara (6 fumbles, 2 interceptions)

Points in a Quarter	28	2019 Peach · vs. Oklahoma (2nd quarter)
	28	2008 Chick-fil-a · vs. Georgia Tech (2nd quarter)
Points in a Half	49	2019 Peach · vs. Oklahoma (1st half)
Fewest Rushing Yards	-15	1960 Sugar · vs. Ole Miss (32 att.)
Fewest Passing Yards	13	1963 Bluebonnet · vs. Baylor (1-of-5)
Fewest Pass Attempts	5	1963 Bluebonnet · vs. Baylor (1 comp.)
Fewest Passes Completed	1	1963 Bluebonnet · vs. Baylor (5 att.)
Fewest Total Yards	74	1960 Sugar · vs. Ole Miss (-15 rush, 74 pass)
Most Points	63	2019 Peach · vs. Oklahoma
		2023 Citrus · vs. Purdue
Fewest Points	0	1938 Sugar · vs. Santa Clara
		1947 Cotton · vs. Arkansas
		1950 Sugar · vs. Oklahoma; 1960 Sugar · vs. Ole Miss
		2012 BCS Title Game · vs. Alabama
Largest Margin of Victory	56	2023 Citrus vs. Purdue (LSU 63, Purdue 7)

COMBINED (LSU AND OPPONENT)

Most Points	91	2019 Peach · vs. Oklahoma (LSU 63, Oklahoma 28)
Fewest Points	0	1947 Cotton · vs. Arkansas (LSU 0, Arkansas 0)
Most Total Yards	1,037	2015 Texas · vs. Texas Tech (LSU 638, Texas Tech 399)
Fewest Total Yards	248	1938 Sugar · vs. Santa Clara (LSU 158, Santa Clara 90)

BCS/CFP NATIONAL CHAMPIONSHIP GAME (3-1)

OPPONENT	SCORE	DATE	LSU GAME MVP
vs. Oklahoma *	W, 21-14	Jan. 4, 2004	Justin Vincent, RB
vs. Ohio State	W, 38-24	Jan. 7, 2008	Matt Flynn, QB; Ricky Jean-Francois, DT
vs. Alabama	L, 21-0	Jan. 9, 2012	Joe Burrow, QB;
vs. Clemson	W, 42-25	Jan. 13, 2020	Patrick Queen, LB

* Also listed under Sugar Bowl

BLUEBONNET (0-2) (FORMERLY ASTRO BLUEBONNET)

OPPONENT	SCORE	DATE
vs. Baylor	L, 14-7	Dec. 21, 1963
vs. Tennessee	L, 24-17	Dec. 30, 1972

CHEEZ-IT CITRUS BOWL (3-3) (FORMERLY TANGERINE; FLORIDA CITRUS; CAPITAL ONE, BUFFALO WILD WINGS; CITRUS BOWL PRESENTED BY OVERTON'S)

OPPONENT	SCORE	DATE	LSU GAME MVP
vs. Wake Forest	W, 34-10	Dec. 22, 1979	David Woodley, QB
vs. Iowa	L, 30-25	Jan. 1, 2005	
vs. Penn State	L, 19-17	Jan. 1, 2010	
vs. Louisville	W, 29-9	Dec. 31, 2016	Derrius Guice, RB
vs. Notre Dame	L, 21-17	Jan. 1, 2018	
vs. Purdue	W, 63-7	Jan. 2, 2023	Malik Nabers, WR

CHICK-FIL-A PEACH (6-1)

OPPONENT	SCORE	DATE	LSU GAME MVP
vs. Florida State	W, 31-27	Dec. 30, 1968	Mike Hillman, QB Buddy Millican, DE
vs. Clemson	W, 10-7	Dec. 28, 1996	Herb Tyler, QB Anthony McFarland, DT
vs. Georgia Tech	W, 28-14	Dec. 29, 2000	Rohan Davey, QB Bradie James, LB
vs. Miami (Fla.)	W, 40-3	Dec. 30, 2005	Matt Flynn, QB Melvin Oliver, DE
vs. Georgia Tech	W, 38-3	Dec. 31, 2008	Jordan Jefferson, QB Perry Riley, LB
vs. Clemson	L, 25-24	Dec. 31, 2012	Kevin Minter, LB
vs. Oklahoma^	W, 63-28	Dec. 28, 2019	Joe Burrow, QB K'Lavon Chaisson, LB

^ - CFP Semifinal

COTTON (3-1-1)

OPPONENT	SCORE	DATE	LSU GAME MVP
vs. Arkansas	T, 0-0	Jan. 1, 1947	Y.A. Tittle, QB
vs. Texas	W, 13-0	Jan. 1, 1963	Lynn Amedee, QB
vs. Arkansas	W, 14-7	Jan. 1, 1966	Joe LaBruzzo, RB; David McCormick, T
vs. Texas	L, 35-20	Jan. 1, 2003	Terrence Toliver, WR
vs. Texas A&M	W, 41-24	Jan. 7, 2011	Tyrann Mathieu, DB

FIESTA (1-0)

OPPONENT	SCORE	DATE	LSU GAME MVP
vs. UCF	W, 40-32	Jan. 1, 2019	Joe Burrow, QB Rashard Lawrence, DT

GATOR (1-0)

OPPONENT	SCORE	DATE	LSU GAME MVP
vs. South Carolina	W, 30-13	Dec. 31, 1987	Wendell Davis, WR

INDEPENDENCE (2-0)

OPPONENT	SCORE	DATE	LSU GAME MVP
vs. Michigan State	W, 45-26	Dec. 29, 1995	Kevin Faulk, RB Gabe Northern, DE Rondell Mealey, RB Arnold Miller, DE
vs. Notre Dame	W, 27-9	Dec. 28, 1997	

LIBERTY (0-2)

OPPONENT	SCORE	DATE
vs. Missouri	L, 20-15	Dec. 23, 1978
vs. Baylor	L, 21-7	Dec. 27, 1985

MUSIC CITY (0-1)

OPPONENT	SCORE	DATE
vs. Notre Dame	L, 31-28	Dec. 30, 2014

ORANGE (2-3)

OPPONENT	SCORE	DATE
vs. Texas A&M	W, 19-14	Jan. 1, 1944
vs. Colorado	W, 25-7	Jan. 1, 1962
vs. Nebraska	L, 17-12	Jan. 1, 1971
vs. Penn State	L, 16-9	Jan. 1, 1974
vs. Nebraska	L, 21-20	Jan. 1, 1983

OUTBACK (1-1) (FORMERLY HALL OF FAME)

OPPONENT	SCORE	DATE	LSU GAME MVP
vs. Syracuse	L, 23-10	Jan. 2, 1989	
vs. Iowa	W, 21-14	Jan. 1, 2014	Jeremy Hill, RB

SUGAR (6-7)

OPPONENT	SCORE	DATE	LSU GAME MVP
vs. TCU	L, 3-2	Jan. 1, 1936	
vs. Santa Clara	L, 21-14	Jan. 1, 1937	
vs. Santa Clara	L, 6-0	Jan. 1, 1938	
vs. Oklahoma	L, 35-0	Jan. 1, 1950	
vs. Clemson	W, 7-0	Jan. 1, 1959	Billy Cannon, RB
vs. Ole Miss	L, 21-0	Jan. 1, 1960	
vs. Syracuse	W, 13-10	Jan. 1, 1965	Doug Moreau, FL Glenn Smith, HB
vs. Wyoming	W, 20-13	Jan. 1, 1968	
vs. Nebraska	L, 28-10	Jan. 1, 1985	
vs. Nebraska	L, 30-15	Jan. 1, 1987	
vs. Illinois	W, 47-34	Jan. 1, 2002	Rohan Davey, QB
vs. Oklahoma	W, 21-14	Jan. 4, 2004	Justin Vincent, RB
vs. Notre Dame	W, 41-14	Jan. 3, 2007	JaMarcus Russell, QB

SUN (1-1)

OPPONENT	SCORE	DATE	LSU GAME MVP
vs. Iowa State	W, 33-15	Dec. 18, 1971	Bert Jones, QB
vs. Stanford	L, 24-14	Dec. 31, 1977	Charles Alexander, RB

TEXAS (1-1)

OPPONENT	SCORE	DATE	LSU GAME MVP
vs. Texas Tech	W, 56-27	Dec. 29, 2015	Leonard Fournette, RB
vs. Kansas State	L, 42-20	Jan. 4, 2022	

LSU's Overall Bowl Record: 29-24-1

INDIVIDUAL RECORDS

RUSHING ATTEMPTS

1.	34	Rondell Mealey (222 yards)	1997 Independence vs. Notre Dame
2.	31	Charles Alexander (197 yards)	1977 Sun vs. Stanford
3.	29	Nick Brossette (117 yards)	2019 Fiesta vs. UCF
	29	Leonard Fournette (212 yards)	2015 Texas vs. Texas Tech
5.	28	Jeremy Hill (216 yards)	2014 Outback vs. Iowa
	28	Domanick Davis (122 yards)	2002 Sugar vs. Illinois

RUSHING YARDS

1.	234	Kevin Faulk (25 att.)	1995 Independence vs. Michigan State
2.	222	Rondell Mealey (34 att.)	1997 Independence vs. Notre Dame
3.	216	Jeremy Hill (28 att.)	2014 Outback vs. Iowa
4.	212	Leonard Fournette (29 att.)	2015 Texas Bowl vs. Texas Tech
5.	197	Charles Alexander (31 att.)	1977 Sun vs. Stanford

RUSHING TOUCHDOWNS

1.	4	Leonard Fournette (29-212)	2015 Texas vs. Texas Tech
	4	Domanick Davis (28-122)	2002 Sugar vs. Illinois
3.	3	Charles Scott (15-65)	2008 Chick-fil-A vs. Georgia Tech
4.	2	10 Times Last: Leonard Fournette (11-143)	2014 Music City vs. Notre Dame

YARDS PER RUSH (MIN. 100 YARDS)

(MIN. 10 RUSHES)

1.	13.0	Leonard Fournette (11-143)	2014 Music City vs. Notre Dame
2.	10.3	Jeremy Hill (12-124)	2012 Chick-Fil-A vs. Clemson
3.	10.2	Spencer Ware (10-102)	2011 Cotton vs. Texas A&M

(MIN. 15 RUSHES)

1.	9.4	Kevin Faulk (25-234)	1995 Independence vs. Michigan State
2.	7.3	Leonard Fournette (29-212)	2015 Texas vs. Texas Tech
	7.3	Justin Vincent (16-117)	2004 Sugar/BCS Champ vs. Oklahoma

(MIN. 30 RUSHES)

1.	6.5	Rondell Mealey (34-222)	1997 Independence vs. Notre Dame
----	-----	----------------------------	-------------------------------------

LONGEST RUSH

1.	89	Leonard Fournette (TD)	2014 Music City vs. Notre Dame
2.	79	D.J. Chark (TD)	2015 Texas vs. Texas Tech
3.	78	Rondell Mealey (TD)	1997 Independence vs. Notre Dame
4.	76	Marcus Randall (TD)	2003 Cotton vs. Texas
5.	74	Alley Broussard (TD)	2005 Capital One vs. Iowa

PASSING ATTEMPTS

1.	53	Rohan Davey (31 comp., 444 yards)	2002 Sugar vs. Illinois
2.	49	Joe Burrow (31 comp., 463 yards)	2020 CFP Championship vs. Clemson
3.	45	Marcus Randall (19 comp., 193 yards)	2003 Cotton vs. Texas
4.	39	Joe Burrow (29 comp., 493 yards)	2019 Peach vs. Oklahoma
5.	37	Jeff Wickersham (20 comp., 221 yards)	1985 Sugar vs. Nebraska
6.	34	Joe Burrow (21 comp., 394 yards)	2019 Fiesta vs. UCF
	34	JaMarcus Russell (21 comp., 332 yards)	2007 Sugar vs. Notre Dame

PASSING COMPLETIONS

1.	31	Rohan Davey (53 atts., 444 yards)	2002 Sugar vs. Illinois
	31	Joe Burrow (49 atts., 463 yards)	2020 CFP Championship vs. Clemson
3.	29	Joe Burrow (39 atts., 493 yards)	2019 Peach vs. Oklahoma
4.	21	Joe Burrow (34 atts., 394 yards)	2019 Fiesta vs. UCF
	21	JaMarcus Russell (34 atts., 332 yards)	2007 Sugar vs. Notre Dame
6.	20	Tommy Hodson (32 atts., 224 yards)	1987 Gator vs. South Carolina
	20	Jeff Wickersham (37 atts., 221 yards)	1985 Sugar

COMPLETION PERCENTAGE (MIN. 10 ATTS.)

1.	80.0	JaMarcus Russell (12-15, 128 yards)	2005 Capital One vs. Iowa
----	------	--	------------------------------

(MIN. 20 ATTS.)

1.	74.4	Joe Burrow (29-39, 493 yards)	2019 Peach vs. Oklahoma
----	------	----------------------------------	----------------------------

(MIN. 30 ATTS.)

1.	74.4	Joe Burrow (29-39, 493 yards)	2019 Peach vs. Oklahoma
----	------	----------------------------------	----------------------------

PASSING YARDS

1.	493	Joe Burrow (29-39)	2019 Peach vs. Oklahoma
2.	463	Joe Burrow (31-49)	2020 CFP Championship vs. Clemson
3.	444	Rohan Davey (31-53)	2002 Sugar vs. Illinois
4.	394	Joe Burrow (21-34)	2019 Fiesta vs. UCF
5.	332	JaMarcus Russell (21-34)	2007 Sugar vs. Notre Dame

PASSING TOUCHDOWNS

1.	7	Joe Burrow (29-39, 493 yards)	2019 Peach vs. Oklahoma
2.	5	Joe Burrow (31-49, 463 yards)	2020 CFP Championship vs. Clemson
3.	4	Joe Burrow (21-34, 394 yards)	2019 Fiesta vs. UCF
	4	Matt Flynn (19-27, 174 yards)	2008 BCS Title Game vs. Ohio State
5.	3	Jontre Kirklín (7-11, 138 yards)	2022 Texas Bowl vs. Kansas State
	3	Jordan Jefferson (31-53, 444 yards)	2011 Cotton vs. Texas A&M
	3	Rohan Davey (31-53, 444 yards)	2002 Sugar vs. Illinois
	3	Rohan Davey (17-25, 174 yards)	2000 Peach vs. Georgia Tech
	3	Tommy Hodson (20-32, 224 yards)	1987 Gator vs. South Carolina
	3	Bert Jones (12-18, 227 yards)	1971 Sun vs. Iowa State

PASSES INTERCEPTED

1.	4	Jeff Wickersham	1985 Sugar vs. Nebraska
----	---	-----------------	----------------------------

CATCHES

1.	14	Justin Jefferson (227 yards)	2019 Peach vs. Oklahoma
	14	Josh Reed (239 yards)	2002 Sugar vs. Illinois
3..	9	Malik Nabers (163 yards)	2023 Citrus vs. Purdue
	9	Ja'Marr Chase (221 yards)	2020 CFP Championship vs. Clemson
	9	Justin Jefferson (106 yards)	2020 CFP Championship vs. Clemson
	9	Josh Reed (96 yards)	2000 Peach vs. Georgia Tech
	9	Wendell Davis (132 yards)	1987 Gator vs. South Carolina
	9	Andy Hamilton (146 yards)	1971 Orange vs. Nebraska

RECEIVING YARDS

1.	239	Josh Reed (14 catches)	2002 Sugar vs. Illinois
2.	227	Justin Jefferson (14 catches)	2019 Peach vs. Oklahoma
3.	221	Ja'Marr Chase (14 catches)	2020 CFP Championship vs. Clemson
4.	165	Andy Hamilton (6 catches)	1971 Sun vs. Iowa State
5.	163	Malik Nabers (9 catches)	2023 Citrus vs. Purdue

RECEIVING TOUCHDOWNS

1.	4	Justin Jefferson (14-227)	2019 Peach vs. Oklahoma
2.	3	Wendell Davis (9-132)	1987 Gator vs. South Carolina
	3	Terrence Tolliver (5-112)	2011 Cotton vs. Texas A&M
4.	2	Nine Times Last: Ja'Marr Chase & Thaddeus Moss	2020 CFP Championship vs. Clemson

LONGEST PASS PLAY

1.	81	Chris Hiltón	2022 Texas Bowl vs. Kansas State
----	----	--------------	-------------------------------------

TOTAL OFFENSE - ATTEMPTS

1.	63	Joe Burrow (463 passing yds, 58 rushing yds)	2020 CFP Championship vs. Clemson
----	----	---	--------------------------------------

TOTAL OFFENSE - YARDS

1.	521	Joe Burrow (463 pass, 58 rush)	2020 CFP Championship vs. Clemson
----	-----	-----------------------------------	--------------------------------------

TOTAL OFFENSE - ALL PURPOSE YARDS

1.	271	Kevin Faulk (234 rush, 4 rec., 33 return)	1995 Independence vs. Michigan State
----	-----	--	---

SCORING - POINTS/TOUCHDOWNS

1.	30	Leonard Fournette (5 TDs)	2015 Texas vs. Texas Tech
----	----	------------------------------	------------------------------

SCORING - KICKING POINTS

1.	16	Cole Tracy (4 FGs, 4 PATs)	2019 Fiesta vs. UCF
----	----	-------------------------------	------------------------

SCORING - EXTRA POINTS

1.	9	Cade York	2019 Peach vs. Oklahoma
----	---	-----------	----------------------------

SCORING - FIELD GOALS

1.	4	Cole Tracy	2019 Fiesta vs. UCF
----	---	------------	------------------------

LONGEST FIELD GOAL

1.	53	Colt David	2008 Chick-fil-A vs. Georgia Tech
----	----	------------	--------------------------------------

TACKLES

1.	19	Kevin Minter	2012 Chick-fil-A vs. Clemson
----	----	--------------	---------------------------------

INTERCEPTIONS

1.	2	Greg Jackson	1987 Gator - vs. South Carolina
2	Liffort Hobley	1985 Sugar - vs. Nebraska	
2	Al Coffee	1971 Orange - vs. Nebraska	
2	Benny Griffin	1968 Sugar - vs. Wyoming	

INTERCEPTION YARDS

1.	99	Quad Wilson (TD)	2023 Citrus vs. Purdue
----	----	---------------------	---------------------------

LONGEST INTERCEPTION RETURN

1.	99	Quad Wilson (TD)	2023 Citrus vs. Purdue
----	----	---------------------	---------------------------

PUNT RETURNS

1.	6	Tre'Davious White	2015 Texas vs. Texas Tech
----	---	-------------------	------------------------------

PUNT RETURN YARDS

1.	79	Norman Jefferson	1985 Liberty vs. Baylor
----	----	------------------	----------------------------

LONGEST PUNT RETURN

1.	79	Norman Jefferson	1985 Liberty vs. Baylor
----	----	------------------	----------------------------

KICKOFF RETURNS

1.	5	Morris Claiborne	2012 BCS Title vs. Alabama
	5	Harvey Williams	1987 Sugar vs. Nebraska

KICKOFF RETURN YARDS

1.	138	Harvey Williams	1987 Sugar vs. Nebraska
----	-----	-----------------	----------------------------

LONGEST KICKOFF RETURN

1.	100	Leonard Fournette	2014 Music City vs. Notre Dame
----	-----	-------------------	-----------------------------------

PUNTS

1.	10	Jamie Keehn	2014 Outback vs. Iowa
----	----	-------------	--------------------------

PUNTING AVERAGE

1.	56.7	Patrick Fisher	2008 BCS Title vs. Ohio State
----	------	----------------	----------------------------------

LONGEST PUNT

1.	65	Donnie Jones	2003 Cotton vs. Texas
----	----	--------------	--------------------------



BIFF JONES
1932-34
Three seasons
Record: 20-5-6



BERNIE MOORE
1935-47
13 seasons
Record: 83-39-6



GAYNELL TINSLEY
1948-54
Seven seasons
Record: 35-34-6



PAUL DIETZEL
1955-61
Seven seasons
Record: 46-24-3



CHARLES MCCLENDON
1962-79
18 seasons
Record: 137-59-7



BO REIN
1980
Record: 0-0



JERRY STOVALL
1980-83
Four seasons
Record: 22-21-2



BILL ARNSPARGER
1984-86
Three seasons
Record: 26-8-2



MIKE ARCHER
1987-90
Four seasons
Record: 27-18-1



CURLEY HALLMAN
1991-94
Four seasons
Record: 16-28



GERRY DINARDO
1995-99
Five seasons
Record: 32-24-1



HAL HUNTER
1999 (INTERIM)
One game
Record: 1-0



NICK SABAN
2000-04
Five seasons
Record: 48-16



LES MILES
2005-16
12 Seasons
Record: 114-34
NCAA Record: 77-34



ED ORGERON
2016-21
Five Seasons
Record: 51-20



BRIAN KELLY
2022-PRESENT
Second Season
Record: 10-4

ALL-TIME LSU HEAD COACHING RECORDS

NO.	NAME	ALMA MATER	TENURE	YRS.	W	L	T	PCT.
1.	Dr. Charles E. Coates	Johns Hopkins	1893	1	0	1	0	.000
2.	Albert P. Simmons	Yale	1894-95	2	5	1	0	.833
3.	Allen W. Jeardeau	Harvard	1896-97	2	7	1	0	.875
4.	Edmond A. Chavanne	LSU	1898, 1900	2	3	2	0	.600
5.	John P. Gregg	Wisconsin	1899	1	1	4	0	.200
6.	W.S. Boreland	Allegheny	1901-03	3	15	7	0	.681
7.	D.A. Killian	Michigan	1904-06	3	8	6	2	.563
8.	Edgar R. Wingard	Susquehanna	1907-08	2	17	3	0	.850
9.	Joe G. Pritchard	Vanderbilt	1909	1	4	1	0	.750
10.	John W. Mayhew	Brown	1909-10	2	3	6	0	.333
11.	James K. (Pat) Dwyer	Penn	1911-13	3	16	7	2	.680
12.	E.T. MacDonnell	Colgate	1914-16	3	14	7	1	.659
13.	Dana X. Bible	Carson-Newman	1916	1	1	0	2	.667
14.	Wayne Sutton	Wash. State	1917	1	3	5	0	.375
15.	Irving R. Pray	MIT	1916, 1919, 1922	3	11	9	0	.550
16.	Branch Bocock	Georgetown	1920-21	2	11	4	2	.706
17.	Mike Donahue	Yale	1923-27	5	23	19	3	.544
18.	Russ Cohen	Vanderbilt	1928-31	4	23	13	1	.635
19.	Biff Jones	Army	1932-34	3	20	5	6	.741
20.	Bernie Moore	Carson-Newman	1935-47	13	83	39	6	.671
21.	Gaynell (Gus) Tinsley	LSU	1948-54	7	35	34	6	.507
22.	Paul Dietzel	Miami (Ohio)	1955-61	7	46	24	3	.651
23.	Charles McClendon**	Kentucky	1962-79	18	137	59	7	.692
24.	Bo Rein	Ohio State	***	0	0	0	0	.000
25.	Jerry Stovall	Missouri Baptist	1980-83	4	22	21	2	.511
26.	Bill Arnsparger	Miami (Ohio)	1984-86	3	26	8	2	.750
27.	Mike Archer	Miami (Fla.)	1987-90	4	27	18	1	.598
28.	Curley Hallman	Texas A&M	1991-94	4	16	28	0	.364
29.	Gerry DiNardo	Notre Dame	1995-99	5	32	24	1	.570
30.	Hal Hunter	Northwestern	1999 (interim)	0	1	0	0	1.000
31.	Nick Saban	Kent State	2000-04	5	48	16	0	.750
32.	Les Miles	Michigan	2005-16	12	114	34	0	.770
					^77	34	0	.693
33.	Ed Orgeron	Northwestern State	2016-21	5	51	20	0	.763
34.	Brian Kelly	Assumption	2022-present	1	10	4	0	.714
TOTALS - 129 SEASONS					833	431	47	.653
					796	431	47	.643

*** - died in plane crash on Jan. 10, 1980 (appointed head coach Nov. 30, 1979)

** - includes two wins by forfeit

^ - 37 wins vacated by NCAA Decision

LSU HEAD COACHING TOP FIVES

LONGEST TENURE (YEARS)

1. Charles McClendon 18
2. Bernie Moore 13
3. Les Miles 12
4. Gaynell Tinsley 7
Paul Dietzel 7

MOST ON-FIELD WINS

1. Charles McClendon 137
2. Les Miles 114
3. Bernie Moore 83
4. Ed Orgeron 51
5. Nick Saban 48
6. Paul Dietzel 46

BEST ON-FIELD WINNING PERCENTAGE

1. Les Miles .770
2. Nick Saban .750
Bill Arnsparger .750
4. Biff Jones .741
5. Ed Orgeron .718

MOST BOWL APPEARANCES

1. Charles McClendon 13
2. Les Miles 11
3. Nick Saban 5
Bernie Moore 5
5. Ed Orgeron 4

MOST BOWL WINS

1. Charles McClendon 7
Les Miles 7
3. Ed Orgeron 4
4. Nick Saban 3
Gerry DiNardo 3

A

Lynn Amedee	1975-78	Quarterbacks
	1993-94	Off. Coordinator/Quarterbacks
Dave Aranda	2016-19	Defensive Coordinator Inside Linebackers
Mike Archer	1984-86	Defensive Backs
	1985-85	Defensive Coordinator

B

Blake Baker	2021	Linebackers
Jerry Baldwin	1993-94	Linebackers
	1995-97	Defensive Ends
	1998-99	Defensive Line
Tony Ball	2015	Wide Receivers
Joe Brady	2019	Passing Game Coordinator Wide Receivers
Bill Beall	1962-68	Defensive Backs
George Belu	1979-83	Off. Coordinator/Offensive Line
Phil Bennett	1991-93	Outside Linebackers/Def. Ends
	1994	Def. Coordinator/Defensive Backs
Steve Bernstein	1998-99	Defensive Backs
Mack Brown	1982	Quarterbacks
Jerry Bruner	1979	Offensive Line
Steve Buckley	1991-94	Running Backs
Mike Bugar	1991	Defensive Coordinator
	1991-93	Defensive Line
Charlie Butler	1982-83	Offensive Line
Mack Butler	2005-08	Asst. AD/Football Administration
Bill Busch	2018-20	Safeties

C

Jamar Cain	2022	Defensive Line
		Run Game Coordinator
Cam Cameron	2013-16	Off. Coordinator/Quarterbacks
Matt Canada	2017	Off. Coordinator/Quarterbacks
Andre Carter	2021	Defensive Line
Kenny Carter	1999	Linebackers
Ron Case	1995	Defensive Backs
John Chavis	2009-14	Defensive Coordinator/ Linebackers
Charlie Coiner	1999	Special Teams
Jim Collier	1965-79	Wide Receivers
Mike Collins	2004	Linebackers
Kerry Cooks	2022-23	Safeties
Ron Cooper	2009-11	Defensive Backs
Dameyune Craig	2016	Wide Receivers
James Cregg	2018-20	Offensive Line
Gary Crowton	2007-10	Offensive Coordinator/ Quarterbacks

Joe Cullen	1999	Defensive Line
D		
Jesse Daigle	1984-90	Running Backs
Brad Davis	2021-23	Offensive Line
Art Davis	1960	Running Backs
Steve Davis	1991-93	Special Teams/Defensive Backs
Mike Denbrock	2022-23	Offensive Coordinator
		Tight Ends
Darrel Dickey	1991-93	Tight Ends
Mel Didier	1967-68	Freshman Coach
Raymond Didier	1957-62	Freshman Coach
Jack Doland	1965-69	Defensive Backs
Kirk Doll	2002-03	Linebackers
Derek Dooley	2000-02	Tight Ends/Recruiting Coord.
	2003-04	Special Teams/Running Backs
Karl Dunbar	2005	Defensive Line

E

Larry Edmonson	1991-94	Wide Receivers
Bill Elias	1995	Tight Ends
	1996-97	Linebackers
	1998-99	Outside Linebackers
Phil Elmastian	2000	Defensive Coordinator
Steve Ensminger	2010-17	Tight Ends
	2016, 18-20	Offensive Coordinator/ Quarterbacks

F

Kevin Faulk	2020-21	Running Backs
Kenny Ferro	1988-90	Offensive Line
Jimbo Fisher	2000-06	Offensive Coordinator/ Quarterbacks
Lee Fobbs	1994	Defensive Ends
John Fontes	1987-88	Defensive Backs
	1989-90	Inside Linebackers
Pete Fredenburg	1994	Defensive Tackles

G

Marty Galbraith	1987	Tight Ends
	1988	Offensive Line
Bob Gatling	1980-81	Quarterbacks
Gary Gibbs	2001	Defensive Coordinator
Billy Gonzales	2010-11	Wide Receivers/ Passing Game Coordinator
Jeff Grimes	2014-17	Offensive Line/ Running Game Coordinator

H

George Haffner	1991-92	Off. Coordinator/Quarterbacks
Brick Haley	2009-14	Defensive Line
Doug Hamley	1962-79	Linebackers
Cortez Hankton	2022-23	Wide Receivers
		Passing Game Coordinator
Charlie Harbison	2001-02	Defensive Backs
Bishop Harris	1979-83	Outside Linebackers
Michael Haywood	1995-2002	Running Backs
	1997-2002	Special Teams
Bruce Hemphill	1977-83	Junior Varsity Coach
John Hendrick	1989-90	Offensive Line
Adam Henry	2012-14	Wide Receivers
Josh Henson	2005-08	Tight Ends/Recruiting Coord.
Stan Hixon	2000-03	Wide Receivers
Matt House	2022-23	Defensive Coordinator
		Linebackers
Hal Hunter	1995-99	Offensive Line

J

Pat James	1964	Offensive Line
John Jancek	2023	Special Teams Coordinator
		Linebackers
Pete Jenkins	1980-90	Defensive Line
	1982, 1987-89	Defensive Coordinator
	2000-01	Defensive Line
	2016-17	Defensive Line
Bill Johnson	2020	Defensive Line
Bruce Johnson	1982-83	Defensive Backs
Dennis Johnson	2016-19	Outside Linebackers
		Defensive Line
Daronte Jones	2021	Defensive Coordinator
Larry Jones	1958-61	Wide Receivers/Offensive Line
Travis Jones	2003-04	Defensive Line
Mickey Joseph	2017-21	Wide Receivers / Asst. Head Coach
Jabbar Juluke	2016	Running Backs

K

David Kelly	1996-99	Tight Ends
Buddy King	1991-92	Offensive Line
Steve Kragthorpe	2011-12	Quarterbacks

L

Earl Lane	2006-08	Defensive Line
Lynn LeBlanc	1969-79	Defensive Line
Terry Lewis	1984-86	Tight Ends
Scott Linehan	2020	Passing Game Coordinator
Jimmy Lindsey	2023	Defensive Line

M

Carl Maddox	1954-59	Running Backs
Doug Mallory	2005-07	Defensive Backs
	2008	Co-Defensive Coordinator
DJ Mangas	2021	Passing Game Coordinator
Pete Mangurian	1983-87	Offensive Line
Ken Martin	1979	Running Backs
Joe May	1963-68	Freshman Coach
D.J. McCarthy	2007-09	Wide Receivers
Dave McCarty	1963-66	Freshman Coach
	1967-79	Offensive Line
Charles McClendon	1953-61	Defensive Line
Bob McConnell	1995-98	Wide Receivers
	1999	Offensive Coordinator
Thomas McGaughey		2011-13
		Special Teams Coordinator
Greg McMahon	2018-21	Special Teams Coordinator
Taylor McNeel	1961-63	Running Backs
John Mitchell	1987-90	Outside Linebackers
	1990	Defensive Coordinator
Todd Monken	2005-06	Wide Receivers/Pass Game Coord.
Darrel Moody	1979-83	Running Backs
Bobby Morrison	1979-81	Inside Linebackers
Will Muschamp	2001	Linebackers
	2002-04	Defensive Coordinator

N

Sam Nader	1975-80	Junior Varsity Coach
	1980-93	Recruiting Coordinator
	1994-99	Administrative Assistant
	2000-20	Asst. AD/Football Operations
Buddy Nix	1981-83	Inside Linebackers
Mike Nolan	1986	Linebackers
John North	1962-64	Offensive Line

O

Ed Orgeron	2015-16	Defensive Line
	2016	Recruiting Coordinator

P

Jake Peetz	2021	Offensive Coordinator
Bo Pelini	2005-07, 2020	Defensive Coordinator
William Peterson	1955-58	Offensive Line
Bradley Dale Peveto	2005-07	Linebackers/Special Teams Coord.
	2008	Linebackers/Co-Def. Coordinator
	2014-16	Special Teams Coord./Linebackers

Charles Pevey	1960-79	Quarterbacks
Brian Polian	2022	Special Team Recruiting Coordinator
Larry Porter	2005-09	Running Backs
Don "Scooter" Purvis	1961-66	Freshman Coach
	1970-79	Defensive Backs

R

Craig Randall	1965-75	Defensive Line
Corey Raymond	2012-21	Defensive Backs/ Recruiting Coordinator
Carl Reese	1995-97	Defensive Coordinator
	1995	Linebackers
	1996-97	Defensive Backs
Stephen Regan	1979-83	Wide Receivers
Joe Robinson	2008-10	Special Teams Coordinator/ Defensive Linemen
Tommie Robinson	2017-19	Running Backs/ Recruiting Coordinator
Leroy Ryals	2004	Tight Ends

S

Kurt Schottenheimer	1983-85	Linebackers
Stacy Searels	2003-06	Offensive Line
Bill Shalovsky	1960-61	Offensive Line
Joe Sloan	2022-23	Quarterbacks
Kirby Smart	2004	Defensive Backs
Thielen Smith	1991-92	Inside Linebackers
Kevin Steele	2001-05	Defensive Coordinator/Linebackers
Robert Steeples	2022-23	Cornerbacks
Nelson Stokley	1969-73	Freshman Coach
Jerry Stovall	1974-78	Running Backs
Greg Studrawa	2007-10	Offensive Line
	2011-12	Off. Coordinator/Offensive Line
	2013	Offensive Line
Pop Strange	1953-58	Freshman Coach
	1959-72	Recruiting Coordinator
Jerry Sullivan	1984-90	Wide Receivers
	2018	Passing Game Coordinator
Sal Sunseri	2000	Linebackers
John Symank	1984	Defensive Coordinator
	1985-86	Linebackers

T

Lou Tepper	1998-99	Def. Coord./Inside Linebackers
George Terry	1954-61	Defensive Backs
Austin Thomas	2016-17, 21	General Manager
Lance Thompson	2002	Defensive Line
	2003	Tight Ends/Recruiting Coordinator
Mike Tolleson	1995-96	Defensive Tackles
Rick Trickett	2000	Offensive Line
Mel Tucker	2000	Defensive Backs

V

Rick Villarreal	1994	Tight Ends
-----------------	------	------------

W

Tim Walton	2003	Defensive Backs
Otis Washington	1979-80	Offensive Line
Morris Watts	1983	Quarterbacks
	1995-98	Offensive Coord./Quarterbacks
Joe Wessel	1987-88	Inside Linebackers
	1989-90	Special Teams/Defensive Backs
Dixie White	1962-63	Offensive Line
Bobby Williams	2004	Wide Receivers
Greg Williams	1979-81	Defensive Coordinator
		Defensive Backs
		Offensive Line

Barry Wilson	1969-78	Offensive Line
Frank Wilson	2010-15, 2022-23	Running Backs
	2010-15	Recruiting Coord.
	2022-23	Associate Head Coach
Abner Wimberly	1953-59	Wide Receivers

Y

Don Yanowsky	2009	Tight Ends
George Yarno	2001-02	Offensive Line

Z

Ed Zaunbrecher	1984-90	Offensive Coord./Quarterbacks
Larry Zierlein	1993-94	Offensive Line

Bold - indicates current staff

A
 AARON, JOHN (RG)
 - NATCHITOCHEES, LA., 1963-64-65
 ABEL, LEO (FB)
 - BATON ROUGE, LA., 1990-91
 ABNEY, WILBERT (E)
 - SILDELL, LA., 1945
 ABRAMSON, LOUIS J. (LUKE) (HB)
 - SHREVEPORT, LA., 1923
 ABY, HULETTE F. (RED) (T)
 - NATCHEZ, MISS., 1898-99
 ADAMS, AARON (LB)
 - METAIRIE, LA., 1997-98
 ADAMS, ALEX (WR)
 - OSKYA, MISS., 2020-21
 ADAMS, JAMAL (DB)
 - LEWISVILLE, TEXAS, 2014-15-16
 - ALL-AMERICAN 2016; ALL-SEC, 2016
 ADAMS, JEFF (E)
 - MEMPHIS, TENN., 1946-47-48-49
 ADAMS, JOHN AUBREY (DE)
 - DERIDDER, LA., 1976-77-78-79
 - ALL-SEC 1978-79
 ADAMS, KENDRICK (DE)
 - ENTERPRISE, ALA., 2010-11
 ADAMS, RAY (CB)
 - JASPER, TEXAS, 1989-90-91-92
 ADAMS, YAHMANI (WR)
 - LAUREL, MISS., 1996-97
 ADDAI, JOSEPH (RB)
 - HOUSTON, TEXAS 2002-03-04-05
 ADDISON, DON (S)
 - SPRINGHILL, LA., 1968-69-70
 ADDY, KEN (FB)
 - BATON ROUGE, LA., 1972-73
 ADSIT, JOHN JR.
 - DECATUR, GA., 1943-44
 AGHAYERE, CHANCEY
 - GARLAND, TEXAS, 2009-10-11-12
 ALBERGAMO, JOSEPH (NACHO) (C)
 - MARRERO, LA., 1984-85-86-87
 - ALL-SEC 1986-87; ALL-AMERICAN 1987
 - ACADEMIC ALL-AMERICAN, 1986-87
 ALBRIGHT, JOHN G. (JONNIE) (QB)
 - MEMPHIS, TENN., 1908-09
 ALEM, RAHIM (DE)
 - NEW ORLEANS, LA., 2006-07-08-09
 - ALL-SEC 2008
 ALEXANDER, ARNOLD (RE)
 - BEAR CREEK, ALA., 1954-55
 ALEXANDER, CHARLES (TB)
 - GALVESTON, TEXAS, 1975-76-77-78
 - ALL-SEC 1977-78; ALL-AMERICAN 1977-78
 ALEXANDER, CHARLES (DT)
 - BREAUX BRIDGE, LA., 2006-07-08-09
 ALEXANDER, DAN (DT)
 - HOUSTON, TEXAS, 1974-75-76
 ALEXANDER, DEXTER (DB)
 - BATON ROUGE, LA., 2012
 ALEXANDER, DONNIE (LB)
 - NEW ORLEANS, LA., 2014-15-16-17
 ALEXANDER, ED (DT)
 - HAMMOND, LA., 2016-17-18
 ALEXANDER, ERIC (LB)
 - PORT ARTHUR, TEXAS 2001-02-03
 ALEXANDER, GLENN (T)
 - RAYVILLE, LA., 1969-70
 ALEXANDER, KWON (LB)
 - OXFORD, ALA., 2012-13-14
 ALEXANDER, RICKY (LB)
 - PASCAGOULA, MISS., 1990-91
 ALEXANDER, RONNIE (BUBBA) (LB)
 - SHREVEPORT, LA., 1998-99
 ALEXANDER, TERENCE (CB)
 - NEW ORLEANS, LA., 2018
 ALEXANDER, YADAL (OT)
 - BUFORD, GA., 2012-13-14-15
 - ALL-SEC, 2015
 ALFORD, ANDREW (ANDY) (LG)
 - BOGALUSA, LA., 1952-53
 ALLEMAN, DREW (PK)
 - LAFAYETTE, LA., 2011-12
 ALLEN, BYRON (FB)
 - LAFAYETTE, LA., 1992-93
 ALLEN, JORDAN (DE)
 - WEST MONROE, LA., 2013
 ALLEN, KENDERICK
 - BOGALUSA, LA., 1998-00-01-02
 ALLEN, TOMMY (TRIGGER) (TB)
 - DERIDDER, LA., 1966-67-68
 ALLEN, W. D. (BILL) (T)
 - MCCOMB, MISS., 1929-30-31
 ALMOKARY, JOE (HB)
 - OIL CITY, LA., 1930-31-32
 ALSTON, FRANCIS H. (FRANK) (HB)
 - LOGANSPORT, LA., 1927-28
 AMEDEE, LYNN (QB)
 - BATON ROUGE, LA., 1960-61-62
 ANASTASIO, CHARLES (HB)
 - WHITE CASTLE, LA., 1938-39-40
 ANDERSON (WILEY-ANDERSON), ZOU'DARRIUS (DEE) (WR)
 - DESOTO, TEXAS, 2016-17-18
 ANDERSON, MIKE (LB)
 - BATON ROUGE, LA., 1968-69-70
 - ALL-SEC 1970; ALL-AMERICAN 1970
 ANDERSON, ROY JOE (FB)
 - SHREVEPORT, LA., 1937-38-39
 ANDING, AUBREY (E)
 - TYLER, TEXAS, 1949
 ANDOLSEK, ERIC (OG)
 - THIBODAU, LA., 1984-85-86-87
 - ALL-SEC 1986-87

ANDREAS, HERMAN (C)
 - EL PASO, TEXAS, 1930
 ANDREWS, CHARLES P.
 - MER ROUGE, LA., 1893
 ANDREWS, MITCHELL D. (TE)
 - HOUMA, LA., 1982-83-84-85
 ANGELLE, CALEB (TE)
 - BREAUX BRIDGE, 2008
 ANTHONY, ANDRE (OLB)
 - NEW ORLEANS, LA., 2018-19-20-21
 ARNOLD, WILL (OL)
 - GLOSTER, MISS., 2004-05-06-07
 ARRIGHI, J. H. (HUGHES) (T)
 - NATCHEZ, MISS., 1894-95-96
 ATYIYEH, GEORGE (DT-NG)
 - ALLENTOWN, PA., 1977-78-79-80
 - ALL-SEC 1978-79
 ATKINS, AVERY (PK)
 - AUBURN, ALA., 2018-19-20-21
 ATKINSON, JAMES S. (QB)
 - RUSTON, LA., 1896
 AUCCOIN, ALVIN (LT)
 - HOUMA, LA., 1955-56-57
 AUSBERRY, VERGE (LB)
 - NEW IBERIA, LA., 1986-87-88-89
 AUSTIN, JONAH (OL)
 - NEW ORLEANS, LA., 2013

B
 BABERS, BERTRAM (BERT) (T-G)
 - BATON ROUGE, LA., 1926-27
 BAGGETT, BILLY (RHB)
 - BEAUMONT, TEXAS, 1948-49-50
 BAGGETT, JASON (OG)
 - BAYTOWN, TEXAS, 1999-00-01
 BAILEY, ROBERT L. (BUNKIE) (HB)
 - BUNKIE, LA., 1926-27
 BAILEY, SCOTT (ILB)
 - LAPLACE, LA., 1983-84-86
 BAIN, MAQUEDIUS (DT)
 - FT. LAUDERDALE, FLA., 2014
 BAIRD, ALBERT W. (DUB) (QB)
 - SHREVEPORT, LA., 1916
 BAIRD, JOE GARNETT (RED) (T)
 - SHREVEPORT, LA., 1946-47-48-49
 BAKER, RYAN (LB)
 - GRAND RIDGE, FLA., 2008-09-10-11
 BALDWIN, BOB (C)
 - FORT WORTH, TEXAS, 1955
 BALDWIN, HARRY (G)
 - ALBION, MICH., 1907
 BALDWIN, MARVIN (T)
 - LAKE CHARLES, LA., 1934-35-36
 BALLARD, SHELTON (C)
 - BOGALUSA, LA., 1946-47
 BALLIS, JOHN (SNP)
 - HOUSTON, TEXAS 2016
 BALLIS, PETE (DT)
 - CHICKAMAUNGA, GA., 1993-94
 BAME, ABIE A. (T)
 - TOLEDO, OHIO, 1922
 BANIECKI, CHAD (RB)
 - SETON, ARIZ., 2008
 BANKER, EDDIE (LG)
 - JENNINGS, LA., 1964-65-66
 BANKS, TOMMY (FB)
 - WEST MONROE, LA., 1997-98-99-00
 BANNISTER BOBBY (T)
 - BOGALUSA, LA., 1931-32
 BARBAY, ROLAND A. (DT)
 - CHALMETTE, LA., 1982-83-85-86
 - ALL-SEC 1985-86
 BARBER, RONALD J. (RONNIE) (S)
 - OIL CITY, LA., 1974-75-76
 BARBIN, A. T.
 - MARKSVILLE, LA., 1896
 BARHAM, GARNETT E. (JOE) (HB)
 - OAK RIDGE, LA., 1925
 BARSKDALE, JOSEPH (OL)
 - DETROIT, MICH., 2007-08-09-10
 BARNES, MUSKINGUM (NG)
 - MOSS POINT, MISS., 1999-00-01
 BARNES, WALTER (PIGGY) (T)
 - PARKERSBURG, W. VA., 1940-46-47
 BARNEY, CHARLES (C)
 - SHREVEPORT, LA., 1943
 BARRECA, JOSEPH (FB)
 - NEW ORLEANS, LA., 1998
 BARRETT, JACK (T)
 - HOUSTON, TEXAS, 1940
 BARRETT, TY (WR)
 - BAY ST. LOUIS, MISS., 2003
 BARRETT, W. JEFF (E)
 - HOUSTON, TEXAS, 1933-34-35
 BARRETT, WOODROW (C)
 - SAN ANTONIO, TEXAS, 1940
 BARRILLEAUX, JIM (LG)
 - AMITE, LA., 1968
 BARROW, EDWARD R.
 - BATON ROUGE, LA., 1899
 BARROW, LAMIN (LB)
 - MARRERO, LA., 2010-11-12-13
 BARTHEL, DONALD R. (PK)
 - RAYVILLE, LA., 1979-80
 BARTON, JAMES (JIM) (LHB)
 - MARSHALL, TEXAS, 1949-50-51
 BARTRAM, DAVE (G)
 - LAUREL, MISS., 1937-38-39
 BASKERVILLE, MICAH (LB)
 - SHREVEPORT, LA., 2018-19-20-22
 BASS, AARON (OLB)
 - CARENCO, LA., 1989
 BASS, WILLIAM (BILL) (C-LB)
 - LAFAYETTE, LA., 1963-64-65

BATEMAN, JOEL B. (G)
 - FRANKLIN, LA., 1895-1898
 BATES, ORAN P. (E)
 - CAIRO, ILL., 1903
 BATES, WILLIAM C. (RE)
 - BATON ROUGE, LA.
 BATTLE, JOHN IV (S)
 - HALLENDALE, FLA., 2015-16-17-18
 BAUER, CHARLES C. (HB)
 - WINNFIELD, LA., 1907
 BAUER, F. OGDEN (E)
 - CAIRO, ILL., 1937-38-39
 BEALE, L. S. (RUSTY) (HB)
 - ALLENTOWN, PA., 1919-21
 BEARD, CHRIS (WR)
 - SHREVEPORT, LA., 1995-96-97
 BEARD, JAMES (RHB)
 - LAKE PROVIDENCE, LA., 1893-94
 BECH, BLAIN (WR/HOL)
 - SLIDELL, LA., 2001-02-03
 BECH, JACK (WR)
 - LAFAYETTE, LA., 2021-22
 BECH, BRETT (WR)
 - SLIDELL, LA., 1992-93-94
 BECKHAM, ODELL (TB)
 - MARSHALL, TEXAS, 1990-91-92
 BECKHAM, ODELL JR. (WR)
 - NEW ORLEANS, LA., 2011-12-13
 - ALL-AMERICAN, 2013; ALL-SEC, 2013
 - ALL-SEC 2013; ALL-AMERICAN 2013
 BECKWITH, DARRY (LB)
 - BATON ROUGE, LA., 2005-06-07-08
 BECKWITH, KENDELL (LB)
 - JACKSON, LA., 2013-14-15-16
 - ALL-SEC, 2016
 BEGUE, DALE (S)
 - BATON ROUGE, LA., 1983
 BENGLIS, JIM (FB)
 - LAKE CHARLES, LA., 1970-71-72
 BENNETT, REDLON (T)
 - LAKE VILLAGE, ARK., 1941
 BENOIT, ROBERT L. (RABBIT) (QB)
 - SHREVEPORT, LA., 1917-19-20
 BENTLEY, GRANVILLE D. (QB)
 - NEW ORLEANS, LA., 1903
 BERGERON, CARROLL (T)
 - HOUMA, LA., 1958
 BERNARD-CONVERSE, JARRICK (CB)
 - SHREVEPORT, LA., 2022
 BERNHARD, JAMES (T)
 - BATON ROUGE, LA., 1943-44-45
 BERNSTEIN, DAVE (T)
 - NEW ORLEANS, LA., 1939-40
 BERNSTEIN, JOE (FB)
 - ELMIRA, N.Y., 1915-16-19
 BERON, PHIL JR. (LG)
 - NEW ORLEANS, LA., 1952-54
 BERRY, CLINT (OT)
 - OPELOUSAS, LA., 1981-82-83
 BERTUCCI, GERALD (G)
 - NEW ORLEANS, LA., 1944-45
 BESSELMAN, TOM (OT)
 - NEW ORLEANS, LA., 1970
 BETANZOS, JUAN CARLOS (PK)
 - MEXICO CITY, MEX., 1982-83-84
 - ACADEMIC ALL-AMERICA, 1984
 BEVAN, GEORGE (LB)
 - BATON ROUGE, LA., 1966-67-69
 - ALL-SEC 1969; ALL-AMERICAN 1969
 BICE, JAMIE (S)
 - LAKE CHARLES, LA., 1985-86-87-88
 BICKNELL, HAROLD (OL)
 - SHREVEPORT, LA., 2004
 BIENVENU, GREG (C)
 - LAFAYETTE, LA., 1973-74-75
 BIRD, LEO (HB)
 - SHREVEPORT, LA., 1939-40-41
 BISHOP, CLYDE E. (SE)
 - HOUSTON, TEXAS, 1981
 BISHOP, HAROLD (TE)
 - TUSCALOOSA, ALA., 1990-92-93
 BLACK, CIRON (OT)
 - TYLER, TEXAS, 2006-07-08-09
 - ALL-SEC 2009
 BLACKETTER, GARY (S)
 - LAKE CHARLES, LA., 1975-76-77
 BLAKE, JERRY R. (OT)
 - GRETTA, LA., 1982
 BLACKWELL, WILL (OL)
 - WEST MONROE, LA., 2008-09-10-11
 - ALL-AMERICAN 2011; ALL-SEC 2011
 BLAKEWOOD, ELDRED G. (BLAKE) (G)
 - KLEINWOOD, LA., 1922-23
 BLANCHARD, MICHAEL (MIKE) (C)
 - BATON ROUGE, LA., 1991-92-93-94
 - ACADEMIC ALL-AMERICA, 1993-94
 BLASS, JOHN P. (JAY) (DE)
 - METAIRIE, LA., 1977-78-79
 BLUE, ALFRED (RB)
 - BOUTTE, LA., 2010-11-13
BLUE, LANE (LB)
 - CHATHAM, LA., 2022
 BOFINGER, BILL (G)
 - BATON ROUGE, LA., 1966-67
 BOND, C. P. (HB)
 - 1910
 BOND, JIMMY (E)
 - BOGALUSA, LA., 1959
 BOOKER, FRED (CB)
 - HAMMOND, LA., 1997-98-99-00
 BOOKER, JOHN (DE)
 - PARKERSBURG, W.V., 1993
 BOONE, KADRON (WR)
 - OCALA, FLA., 2010-11-12-13

BOOTH, BARRETT (QB)
 - NEW ORLEANS, LA., 1936-37-38
 BOOTH, BILLY JOE (T)
 - MINDEN, LA., 1959-60-61
 - ALL-SEC 1961
 - ACADEMIC ALL-AMERICA, 1961
 BOOTY, ABRAM (WR)
 - SHREVEPORT, LA., 1997-98-99
 BOOTY, JOSH (QB)
 - SHREVEPORT, LA., 1999-00
 - ALL-SEC 2000
 BORDELON, BEN (OG/OT)
 - MATHEWS, LA., 1993-94-95-96
 - ALL-SEC 1996
 BORDELON, KENNY (DE)
 - NEW ORLEANS, LA., 1972-73-74-75
 - ALL-SEC 1974-75
 BOUDREAU, LOGAN (SNP)
 - ST. AMANT, LA., 2014
 BOUDREAU, TOMMY (FS)
 - MONTEGUT, LA., 1980-81-82
 BOUDREAU, WILFRED (G-T)
 - SUNSET, LA., 1893
 BOURGEOIS, ANDY (E)
 - NEW ORLEANS, LA., 1958-59-60
 BOURGEOIS, LOUIS C. JR. (C)
 - FRANKLIN, LA., 1921-22-23-24
 BOURGEOIS, RENE (P)
 - BATON ROUGE, LA., 1988-89
 - ALL-SEC 1989
 BOURQUE, HART (HB)
 - GONZALES, LA., 1958-59-60
 BOUTTE, DOUG (OT)
 - SULPHUR, LA., 1973-74-75
 BOUTTE, JOSH (OL)
 - NEW IBERIA, LA., 2014-15-16
 BOUTTE, KAYSHON (WR)
 - NEW IBERIA, LA., 2020-21-22
 BOUTTE, MARC (NG-DT)
 - LAKE CHARLES, LA., 1988-89-90-91
 - ALL-SEC 1990
 BOWE, DWAYNE (WR)
 - MIAMI, FLA., 2003-04-05-06
 - ALL-SEC 2006
 BOWER, TASHAWN (DE)
 - SOMERVILLE, N.J., 2013-14-15-16
 BOWMAN, DREW (ILB)
 - GREENVILLE, TENN., 1988-89
 BOWMAN, GEORGE JR. (QB-HB)
 - HAMMOND, LA., 1932-35
 BOWMAN, JIMMY (FL)
 - LAKE CHARLES, LA., 1984
 BOWMAN, SIDNEY S. (STINKEY) (HB)
 - HAMMOND, LA., 1929-30-31
 BOWSER, GREGORY M. (GREG) (NG)
 - FRANKLIN, LA., 1979-80-81-82
 BOYD, BRAD (TE)
 - JENNINGS, LA., 1972-73-74
 - ALL-SEC 1973
 BOYD, DANNY (PK)
 - BRADENTON, FLA., 1996-97-98-99
 BOYD, LUKE (WR)
 - STAFFORD, VA., 2014
 BOZEMAN, DONNIE (DT-DE)
 - BATON ROUGE, LA., 1967-68-69
 BRADFORD, ANTHONY (OL)
 - MUSKOGON, MICH., 2020-21-22
 BRADFORD, TRE (RB)
 - MARKSVILLE, LA., 2006-07-08
 BRADLEY, JOHN EDMUND, JR. (C)
 - OPELOUSAS, LA., 1976-77-78-79
 - ALL-SEC 1979
 BRADLEY, JOSH (TE)
 - OAK GROVE, LA., 1993
 BRADLEY, RICHARD (DICK) (RG)
 - NORRISTOWN, PA., 1948-49
 - ARTESIA, N.M., 1931
BRAMBLETT, JAY (P)
- TUSCALOOSA, ALA., 2022
 BRANCATO, GEORGE (LHB)
 - NEW YORK, N.Y., 1952-53
 - ALL-SEC 1953
 BRANCH, MATT (OL)
 - MONROE, LA., 2009-10
 BRANCH, MEL (LT)
 - DERIDDER, LA., 1958-59
 BRANNON, S. W. (RED) (QB)
 - POLLOCK, LA., 1905-06-07-09
 BRAZELL, BENNIE (WR)
 - HOUSTON, TEXAS, 2002-03-04-05
 BREAUX, MICHAEL W. (ILB)
 - LAFAYETTE, LA., 1982
 BRENNAN, MYLES (QB)
 - LONG BEACH, MISS., 2017-18-19-20
 BRIAN, ALEXIS (ALEX) (LT)
 - MONTGOMERY, LA., 1893-94
 BRITT, JAMES E. (CB)
 - MINDEN, LA., 1978-79-80-82
 - ALL-SEC 1982; ALL-AMERICAN 1982
 - ACADEMIC ALL-AMERICA, 1982
 BROADDUS, BRYAN (C)
 - DALLAS, TEXAS, 1986
 BROCK, MATT (FB)
 - CHATTANOOGA, TENN., 2018
 BROCK, RAY (C)
 - BEAVERTON, ORE., 1984-85-86
 BROCKERS, MICHAEL (DT)
 - HOUSTON, TEXAS, 2010-11
 BRODNAX, J. W. (RED) (FB-HB)
 - BASTROP, LA., 1956-57-58
 BROGAN, JOHN E. (C)
 - NEW ORLEANS, LA., 1901
 BROGAN, LAWRENCE E. (G)
 - NEW ORLEANS, LA., 1904

BROHA, MAX KENT (DE)
 - NEW ORLEANS, LA., 1976-78-79
 BROMLEY, SCOTT (LB)
 - PENSACOLA, FLA., 1983-84-85-86
BROOKS JR., GREG (S)
- HARVEY, LA., 2022
 BROOKS, KIMOJHA (LB/DE)
 - DERIDDER, LA., 1992-93-94-95
 BROOKS, MARCEL (S)
 - FORT WORTH, TEXAS, 2019
 BROOKS, MICHAEL (OLB)
 - ALL-SEC 1984-85; ALL-AMERICAN 1985
 BROOKS, RICHARD (BEAR) (OG-OT)
 - CROWLEY, LA., 1972-73-74
 - ALL-SEC 1973
 BROOKS, RON (CB)
 - IRVING, TEXAS 2008-09-10-11
 BROUSSETTE, NICK (RB)
 - BATON ROUGE, LA., 2015-16-17-18
 BROUSSARD, ALLEY (RB)
 - LAFAYETTE, LA., 2003-04-06
 BROUSSARD, BILLY (QB)
 - JENNINGS, LA., 1973-74
 BROUSSARD, JEFFREY (SS)
 - LAKE CHARLES, LA., 1994
 BROUSSARD, RALPH A. (HB)
 - ABBEVILLE, LA., 1893-94
 BROWN, A. D. (ANDRA) (G)
 - LAUREL, MISS., 1933-34-35
 BROWN, CASWELL (FB)
 - NEW ORLEANS, LA., 1951
 BROWN, E. A. (FUZZY) (C)
 - MINDEN, LA., 1929
 BROWN, GERALD (BUSTER) (FB-P)
 - RICHLANDS, N.C., 1964-65
 BROWN, HARRY (E)
 - ALEXANDRIA, LA., 1931-32
 BROWN, LOBDELL P. (BRONCHO) (HB)
 - BAKER, LA., 1927-28-29-30
 BROWN, ROLAND (HB)
 - MONROE, LA., 1932-34
 BROWN, RUSSELL LOUIS (RUSTY) (S)
 - HOUSTON, TEXAS, 1977-78-79
 BROWN, R. TOMMY (RE)
 - BAKER, LA., 1949-51
 BROWN, SAMUEL P. (G-T)
 - CARENCO, LA., 1893
 BROWNDYKE, DAVID (PK)
 - DALLAS, TEXAS, 1986-87-88-89
 - ALL-SEC 1987-89
 BRUE, DARRYL (DT)
 - NEW ORLEANS, LA., 1975
 BRUHL, S. KYLE (NG)
 - COVINGTON, LA., 1979
 BRUMFIELD, GARRETT
 - BATON ROUGE, LA., 2015-16-17-18
 BRUNET, COLBY (WR)
 - METAIRIE, LA., 2018-19
 BRUNO, PHIL (QB)
 - NEW ORLEANS, LA., 1940
 BRYAN, JACK (HB)
 - STARBUCK, MISS., 1943-44
 BRYANT, DERRICK (S)
 - LAWRENCEVILLE, GA., 2010-11
 BRYANT, WILLIE (DB)
 - FT. WALTON, FLA., 1984-85-86-87
 BUCK, GORDON (CHARLIE) (HB)
 - DALLAS, TEXAS, 1940
 BUCKELS, CARLTON (CB)
 - AMITE, LA., 1990-91-92
 BUCKELS, DORSETT (LB)
 - AMITE, LA., 2001-02-04
 BUCKLES, WILLIAM (C)
 - MEMPHIS, TENN., 1944
 BULLIARD, ED (LE)
 - ST. MARTINVILLE, LA., 1950-51
 BULLOCK, FARRIS (C)
 - EL DORADO, ARK., 1944
 BULLOCK, RAY (E)
 - EL DORADO, ARK., 1946-47-48-49
 BUNDY, CHARLES (SE)
 GULFPORT, MISS., 1965-66
 BURAS, LEON (BUDDY) (OG-OT)
 - COVINGTON, LA., 1973-74
 BURGE, PETE (E)
 - DERIDDER, LA., 1958-59
 BURKETT, JEFF (FB)
 - LAUREL, MISS., 1941-42-46
 BURKS, MICHAEL P. (MIKE) (OG)
 - BATON ROUGE, LA., 1979-80-81-82
 BURKS, SHAWN S. (ILB)
 - BATON ROUGE, LA., 1982-83-84-85
 - ALL-SEC 1984-85
 BURKS, TODD (WR)
 - DENHAM SPRINGS, LA., 1992-94
 BURNHAM, JEREMY (RB)
 - BATON ROUGE, LA., 2002
 BURNS, CRAIG (S)
 - BATON ROUGE, LA., 1968-69-70
 - ALL-SEC 1970
 BURNS, HUNTER (LB)
 - WILMER, ALA., 2016
BURNS, MAJOR (DB)
- BATON ROUGE, LA., 2021-22
 BURNS, MATTHEW (QB)
 - LAKE CITY, FLA., 1954-55-56
 BURRELL, CINTON (S)
 - FRANKLIN, LA., 1974-75-76-78
 - ALL-SEC 1976
 BURROW, JOE (QB)
 - THE PLAINS, OHIO, 2018-19
 - ALL-AMERICAN, 2019
 - ALL-SEC, 2019
 - HEISMAN, 20189

BUSSE, BEWRT M. (T-G)
 - ALTON, ILL., 1919-20-21
 BUSSEY, YOUNG (HB)
 - HOUSTON, TEXAS, 1937-38-39
 BUTAUD, TOMMY (DT)
 - CROWLEY, LA., 1971-72
 - ACADEMIC ALL-AMERICA, 1971
 BUTLER, DAVID (TB/S/CB)
 - HOUMA, LA., 1992-93-95-96
 BUTLER, W. E. (BILL) (HB)
 - PONCHATOLA, LA., 1929-30-31
 BYRAM, JAMES E. (C)
 - BOSSIER CITY, LA., 1900-01
 BYRD, DEMETRIUS (WR)
 - MIAMI, FLA., 2007-08
 BYRD, TIMOTHY G. (QB)
 - LAPLACE, LA., 1981-82

C
 CAGE, PIG (DB)
 - KENNER, LA., 2021
 CAGER, WALDON (FS)
 - NEW ORLEANS, LA., 1981-84-85
 CAIN, CLAY (OG)
 - SULPHUR, LA., 1973-74
CAIN, NOAH (RB)
- BATON ROUGE, LA., 2022
 CAJOLEAS, JIMMY (QB)
 - NEW ORLEANS, LA., 1937-38-39
 CALAIS, MIKE (MLB)
 - PATTERSON, LA., 1993-94-96
 CALHOUN, SHELBY (T)
 - BASTROP, LA., 1934
 CAMBON, F. JOSEPH (G-T)
 - DULAC, LA., 1893
 CAMP, IVAN (C)
 - HAYNESVILLE, LA., 1951-52-53-54
 CAMPBELL, CLIFF C. (SHORTY) (T)
 - LIBERTY, MISS., 1921-22-23-24
 CAMPBELL, DONAUAUGHN (OL)
 - PONCHATOLA, LA. 2016-18
 CAMPBELL, EDWARD (BO) (LHB)
 - SHREVEPORT, LA., 1960-61-62
 CAMPBELL, EUGENE P. (E)
 - VIDALIA, LA., 1893
 CAMPBELL, IRVING (T)
 - FAYETTE, LA., 1937-38-39
 CAMPBELL, RAYMOND T. (TOMMY) (C)
 - WINNFIELD, LA., 1981-82-83-84
CAMPBELL, WILL (OL)
- MONROE, LA., 2022
 CANCEINNE, JEFF (OT)
 - LULING, LA., 1991
 CANGELOSI, DALE (CB)
 - BATON ROUGE, LA., 1971-72-73
 CANNON, BILLY (HB)
 - BATON ROUGE, LA., 1957-58-59
 - ALL-SEC 1958-59; ALL-AMERICAN 1958-59
 - HEISMAN TROPHY 1959
 CANTRELLE, ARTHUR (TB)
 - BILOXI, MISS., 1969-70-71
 - ALL-SEC 1970-71
 CAPONE, WARREN (LB)
 - BATON ROUGE, LA., 1971-72-73
 - ALL-SEC 1972-73; ALL-AMERICAN 1972-73
 CAREY, SHYRONE (RB)
 - NEW ORLEANS, 2002-03-04-05
 CARLIN, KENT (C)
 - SULPHUR, LA., 1967
 CARMONA, DAVID (DT)
 - RICHARDSON, TEXAS, 1994
 CARMOCHE, MARCUS (C)
 - LAFAYETTE, LA., 1994-95
 CARRIER, CHRIS (DB)
 - EUNICE, LA., 1984-85-86-87
 - ALL-SEC 1987
 CARRIERE, OLIVER P. (IKE) (QB)
 - NEW ORLEANS, LA., 1923-24-25-26
 CARROLL, PAUL (T)
 - LAKE CHARLES, LA., 1935-36-37
 CARSON, CARLOS (SE)
 - WEST PALM BEACH, FLA., 1977-78-79
 - ALL-SEC 1977
 CARTER, MARCUS (FL)
 - MANSFIELD, LA., 1990-91
 CARTER, TORY (FB)
 - LEESBURG, GA., 2017-18-19-20
 CARTER, XAVIER (WR)
 - PALM BAY, FLA., 2004-05
 CARTER, ZAVIER (DE)
 - ATLANTA, GA., 2021-22
 CASANOVA, JACKIE (S)
 - CROWLEY, LA., 1975-76-77
 CASANOVA, TOMMY (CB/RB)
 - CROWLEY, LA., 1969-70-71
 - ALL-SEC 1969-70-71;
 - ALL-AMERICAN 1969-70-71
 CASCIO, LOUIS (LB)
 - BOSSIER CITY, LA., 1969-70-71
 CASON, JIM (HB)
 - VICTORIA, TEXAS, 1944-45-46-47
 CASSIDY, ED (G)
 - BOGALUSA, LA., 1955-56-57
 CASSIDY, FRANCIS (C)
 - BOGALUSA, LA. 1940-41
 CASSIDY, STEVE (DT)
 - BATON ROUGE, LA., 1972-73-74-75
 - ALL-SEC 1974-75
 CASTON, TOBY (LB)
 - MONROE, LA., 1983-84-85-86
 - ALL-SEC 1986

CAVIGGA, AL (G)
 - JEANETTE, PA., 1940-41-44
 CENDOYA, JUAN (LB-OLB)
 - MIAMI, FLA., 1989-90-91-92
 CHADWICK, GENE (QB)
 - HOMER, LA., 1941
 CHAISSON, K'LAVON (LB)
 - HOUSTON, TEXAS, 2017-19
 - ALL-SEC 2019
 CHAMBERLIN, W. BENJAMIN (BEN) (QB)
 - DEVALL, LA., 1897-98-99
 CHAMPAGNE, ED (T)
 - NEW ORLEANS, LA., 1946
 - ALL-SEC 1946
 CHAMPAGNE, GARY (LB)
 - NEDERLAND, TEXAS, 1971-72-73
 CHAMPAGNE, TODD (OLB)
 - HAMMOND, LA., 1991
 CHAMPAGNE, TREY (OT)
 - COVINGTON, LA., 1995-96
 CHAMPION, JOE (OT)
 - FERRIDAY, LA., 1986-87
 CHANDLER, WALTER B. (TEETER)
 - SHREVEPORT, LA., 1925-26
 CHAPMAN, STANLEY (DB)
 - BAY ST. LOUIS, MISS., 1997
 CHARK, DARRELL (D.J.) (WR)
 - ALEXANDRIA, LA. 2015-16-17
 CHARLES, SAAHQI (OL)
 - JACKSON, MISS., 2017-18-19
 CHASE, JA'MARR (WR)
 - METAIRIE, LA., 2018-19
 - ALL-AMERICAN 2019; ALL-SEC 2019
 CHATMAN, RICKY L. (LB)
 - WINNFIELD, LA., 1980-81-83-84
 CHAUCER, DONNIE (DB)
 - HAMMOND, LA., 2007
 CHAVANNE, EDMUND A. M. (C)
 - LAKE CHARLES, LA., 1896-97-98-99
 CHERRY, JARELL (DE)
 - DALLAS, TEXAS, 2020-21
 CHILD, NICK (DB)
 - METAIRIE, LA., 2004
 CHILDERS, JOHN (CB)
 - ORLANDO, FLA., 1985-86-87-88
 CHRISTIAN, MICKEY (DE)
 - MAGNOLIA, ARK., 1967-68
 CLAIBORNE, MORRIS (CB)
 - SHREVEPORT, LA., 2009-10-11
 - ALL-AMERICAN 2011; ALL-SEC 2011
 CLAITOR, OTTO (C)
 - RAYNE, LA., 1915
 CLAPP, TOMMY (DE/OLB)
 - GREINA, LA., 1984-85-86-87
 CLAPP, WILLIAM (OL)
 - NEW ORLEANS, LA. 2015-16-17
 - ALL-SEC 2016-17
 CLARK, BLYTHE (G)
 - FRENCHMAN BAYOU, ARK., 1937-38
 CLARK, DAMONE (LB)
 - BATON ROUGE, LA., 2018-19-20-21
 - ALL SEC. 2021
 CLARK, DEONDRE (DE)
 - OKLAHOMA CITY, OKLA., 2016-17
 CLARK, N. JACKSON (TB)
 - BATON ROUGE, LA., 1976
 CLARK, RYAN (S)
 - MARRERO, LA., 1998-99-00-01
 CLARK, SAMUEL M. D. (LE)
 - DEVALL, LA., 1893-94
 CLARK, SCOTT (WR)
 - OBERLIN, LA., 1995
 CLAUNCH, ED (C)
 - HAYNESVILLE, LA., 1943-46-47-48
 CLAY, JACK T. (FB)
 - WHITE CASTLE, LA., 1924-25-29
CLAYTON JR., GREGORY (WR)
- LUTCHER, LA., 2022
 CLAYTON, MICHAEL (WR)
 - BATON ROUGE, LA., 2001-02-03
 - ALL-SEC 2003
 CLAYTON, TERRELL (WR)
 - SHREVEPORT, LA., 2006
 CLEGG, ROBERT T. (BOBBY) (LHB)
 - BATON ROUGE, LA., 1947-48
 CLEMENT, CHASE (DE)
 - THIBODAUX, LA. 2009-10-11-12
 CLEMONS, SHOMARI (LB)
 - WEST MONROE, LA., 2008
 CLEVELAND, KENDALL (TB/FB)
 - ORANGE, TEXAS, 1995-96-97-98
 COATES, RAY (HB)
 - PALM BAY, FLA., 1944-45-46-47
 COBB, MICHAEL (T)
 - NEW ORLEANS, LA., 1985
 COCKRELL, ROSS (P)
 - CLINTON, LA., 2003
 COCO, WALTER A. (G)
 - MARKSVILLE, LA., 1898
 COFFEE, AL (SB)
 - BATON ROUGE, LA., 1970-72-73
 COFFEE, PAT (HB)
 - MINDEN, LA., 1935-36
 - ALL-SEC 1936
 COLE, F.E. (ESTES) (C-G)
 - FRANKLIN, TEXAS, 1929-30
 COLE, JOHN R. (JACK) (QB)
 - BASTROP, LA., 1948-49-50
 COLE, LLOYD (CB)
 - BOSSIER CITY, LA., 2019-20-21
 COLE, MIT (TE)
 - PICAYUNE, MISS., 2004-05-06-07
 COLEMAN, HARRY (DB)
 - BALDWIN, LA., 2006-07-08-09

COLEMAN, JOHN J. (HB)
 - NEW ORLEANS, LA., 1899-1900-01-02-03
 COLLE, BEAU (LHB)
 - PASCAGOULA, MISS., 1963-64-65
 COLLINS, HARRELL ALBIN (RIP) (FB)
 - BATON ROUGE, LA., 1945-46-47-48
 COLLINS, CECIL (TB)
 - LEESVILLE, LA., 1997
 COLLINS, D.W. (DAN) (FB)
 - SHREVEPORT, LA., 1917
 COLLINS, JALEN (CB)
 - OLIVE BRANCH, MISS., 2012-13
 COLLINS, LA'EL (OG)
 - BATON ROUGE, LA., 2012-13-14
 - ALL-SEC, 2014; JACOBS BLOCKING TROPHY 2014
 COLLINS, RAY (G)
 - SHREVEPORT, LA., 1947-48-49
 - ALL-SEC 1949
 COMEAUX, KADE (OG)
 - RAYNE, LA., 2001
 COMPTON, JOHN (C)
 - BATON ROUGE, LA., 1999-00
 CONN, BOBBY (CB)
 - LAKE CHARLES, LA., 1975-76-77
 CONNELL, ALLEN P. (T)
 - WHITE CREEK, TENN., 1924-25-26
 CONNELL, GEORGE M. (C-T)
 - WHITE CREEK, TENN., 1922-25
 CONNELLY, EDWIN M. (HB)
 - HOUMA, LA., 1904
 CONNER, JOHN C.
 - MONROE, LA., 1894
 CONWAY, MIKE (PK)
 - TEXARKANA, ARK., 1975-76-77-78
 COOK, DAVE (CB)
 - RAYNE, LA., 1973-74-75
 COOK, FREDERICK W. (FREDDIE) (E)
 - HOUMA, LA., 1901
 COOLEY, MIKE (DL)
 - SATSUMA, ALA., 1984-85
 COOPER, PHILIP (CHIEF) (G)
 - AMITE, LA., 1913-14-15-16
 COPELAND, J.C. (FB)
 - LAGRANGE, GA., 2010-11-12-13
 COPE, CHARLES (FB)
 - TYLER/TOWN, MISS., 1950
 CORBELLO, JOHN (PK)
 - LAFAYETTE, LA., 1999-00-01-02
 CORE, HARVEY (G)
 - COVINGTON, LA., 1944-45-46-47
 CORGAN, BILL (B)
 - SAPULPA, OKLA., 1943
 CORMIER, KEN (LHB)
 - JENNINGS, LA. 1963-64-65
 CORMIER, THOMAS (SKIP) (DE)
 - OPELOUSAS, LA., 1971-72
 COURTENAY, JIMMY (OL)
 - NEW ORLEANS, LA., 2003
 COUTEE, TODD (C)
 - EUNICE, LA., 1985-86-87-88
 COX, JABRIL (LB)
 - KANSAS CITY, MO, 2020
 COX, MICKY (RT)
 - MONROE, LA., 1962-64
 COYNE, EDWARD (ED) (LT)
 - BEMIS, TENN., 1949-50-51
 CRANFORD, CHARLES (FB)
 - MINDEN, LA., 1960-61-62
 CRAPPELL, JOE (SNP)
 - PATTERSON, LA., 2009-10-11
 CRASS, BILL (HB)
 - ELECTRA, TEXAS, 1935-36
 - ALL-SEC 1935
 CRAWFORD, JOHN EGAN (G)
 - LIBERTY HILL, LA., 1911-12-13
 CRAWFORD, TALVI (CB/S)
 - ORLANDO, FLA., 1993-95
 CROWELL, WILLIAM (NG/DT)
 - MERIDIAN, MISS., 1991-92-93-94
 CRUTCHFIELD, ANDREW (PK)
 - CONCORD, N.C., 2007
 CRUZ, CHRIS (DB)
 - PENSACOLA, FLA., 1983-84-85-86
 CRYLER, CHARLES E. (OT)
 - SHREVEPORT, LA., 1981-82
 CULP, CONNOR (PK)
 - PHOENIX, ARIZ. 2017-19
 CUMMINGS, CHRIS (WR/CB)
 - DOTHAN, ALA., 1995-96-97-98
 CUNNINGHAM, ED (G)
 - WILMINGTON, N.C. 1937
 CUPID, GEORGE D. (LB)
 - VIDALIA, LA., 1976-77-78
 CURRY, CHRIS (RB)
 - LEHIGH CRES, FLA., 2019-20
 CURTIS, ARTHUR M. (JEFF) (E)
 - NEW ORLEANS, LA., 1921
 CURTIS, EARL L. (TE)
 - LAFAYETTE, LA., 1982-83-84
 CUSHENBERRY, LLOYD III (OL)
 - GEISMAR, LA., 2017-18-19
 - ALL-AMERICAN 2019; ALL-SEC 2019
 CUSIMANO, CHARLES (G)
 - NEW ORLEANS, LA. 1945-48-49
 CUTBIRTH ROB (DB)
 - METAIRIE, LA., 1984-85
 CUTRERA, JACOB (LB)
 - LAFAYETTE, LA., 2006-07-08-09

D
 DABADIE, J. LEVY (HB)
 - NEW ROADS, LA., 1944
 DAIGLE, JESSE (QB)
 - BATON ROUGE, LA., 1990-91-92

DAILY, RON (DE)
 - HOUSTON, TEXAS, 1972-73-74
 DALE, BRANDON (CB)
 - SLIDELL, LA., 1998
 DALE, JEFFERY D. (SS)
 - WINNFIELD, LA., 1981-82-83-84
 - ALL-SEC 1984
 DALFREY, BRADY (P)
 - CARENCRO, LA., 2008
 DAMEN, STEVE (SNP)
 - BATON ROUGE, LA., 2003
 DAMOND, ERIN (CB)
 - BOGALUSA, LA. 2000
 DAMPIER, AL (FB)
 - SICILY ISLAND, LA., 1958
 DANIEL, EUGENE JR. (CB)
 - BATON ROUGE, LA., 1981-82-83
 DANIEL, LOYD (OG)
 - FRANKLINTON, LA., 1970-71-72
 DANIEL, STEVE (G)
 - NORTH LITTLE ROCK, ARK., 1966-67
DANIELS, JAYDEN (QB)
- SAN BERNARDINO, CALIF., 2022
 DANIELS, JESSIE (DB)
 - BREAUX BRIDGE, LA., 2003-04-05-06
 DANIELS, TRAVIS (CB)
 - HOLLYWOOD, FLA., 2003-04
 DANTIN, CHRIS (TB)
 - BATON ROUGE, LA., 1970-71-72
 DARK, ALVIN (HB)
 - LAKE CHARLES, LA., 1942
 - ALL-SEC 1942
 DARDAR, J. RAMSEY (DT)
 - CECILIA, LA., 1980-81-82
 - ALL-SEC 1982
 DASPIT, ARMAND P. (HB)
 - HOUMA, LA., 1895-96-97-98
 DASPIT, JUSTIN C. (HB)
 - HOUMA, LA., 1895-96-97-98
 DAVENPORT, CHRIS (OT)
 - MANSFIELD, LA., 2012
 DAVEY, ROHAN (QB)
 - MIAMI, FLA., 1999-00-01
 DAVID, COLT (PK)
 - GRAPEVINE, TEXAS, 2005-06-07-08
 - ALL-SEC 2007-08
 DAVIDSON, KENNY (OT/TE/DT)
 - SHREVEPORT, LA., 1987-88-89
 DAVIS, ARTHUR (T)
 - PINE BLUFF, ARK., 1944
 DAVIS, ARTHUR (DE-MG)
 - SULPHUR, LA., 1968-69-70
 - HAMMOND, LA., 1972-73-74
 - ALL-SEC 2007-08
 DAVIS, BRAD (TB)
 - HAMMOND, LA., 1972-73-74
 - ALL-SEC 1973-74
 - ACADEMIC ALL-AMERICA, 1974
 DAVIS, CLEVELAND (DL)
 - BATON ROUGE, LA., 2012
 DAVIS, CRAIG (WR)
 - NEW ORLEANS, LA., 2003-04-05-06
 DAVIS JR, DERRICK (DB)
 - PITTSBURGH, PA., 2021
 DAVIS, DOMANICK (TB)
 - BREAUX BRIDGE, LA., 1999-00-01-02
 DAVIS, DRAKE (WR)
 - BATON ROUGE, LA., 2016-17
 DAVIS, GRADY (LHB)
 - HAYNESVILLE, LA., 1951-52
 DAVIS, JAMES "BO" (NG)
 - MENDENHALL, MISS., 1990-92
 - ALL-SEC 1992
 DAVIS, R. L. (BEBEE) (E-T)
 - MONROE, LA., 1920-21
 DAVIS, ROBERT (CB)
 - SHREVEPORT, LA., 1998-99-00-01
 DAVIS, ROBERT (TB)
 - BIRMINGHAM, ALA., 1992
 DAVIS, TOMMY (FB-K)
 - SHREVEPORT, LA., 1953-58
 DAVIS, WENDELL (WR)
 - SHREVEPORT, LA., 1984-85-86-87
 - ALL-SEC 1986-87; ALL-AMERICAN 1986-87
 DAVIS-PRICE, TYRION (RB)
 - BATON ROUGE, LA., 2019-20-21
 DAWSON, BYRON (NG/DT)
 - SHREVEPORT, LA., 1999-00-01-02
 DAYE, DARYL (G)
 - FERRIDAY, LA., 1985
 DAYE, DONNIE (HB)
 - FERRIDAY, LA., 1958-59-60
 DEBUSK, TAYLOR (DB)
 - TUPELO, MISS., 2011
 DECKER, ANDREW (OL)
 - HOLLAND, OHIO, 2006-07
 DECROSTA, BOB (FB)
 - HUDSON, N.Y., 1956-57
 DECULUS, AUSTIN (OL)
 - CYPRESS, TEXAS, 2017-18-19-20-21
 DEFRANK, MATT (P/PK)
 - FT. WALTON, FLA., 1984-85-86-87
 - ALL-SEC 1987
 DELAUNAY, LOUIS F. (LOU) (OG)
 - NEOSHO, MO., 1976-77-78
 DELAHOUSSAYE, COLBY (PK)
 - NEW IBERIA, LA., 2013-14-16
 DELEE, ROBERT E., JR. (TE-OT)
 - CLINTON, LA., 1977-78-79-80
DELLINGER, GARRETT (OL)
- CLARKSTON, MICH., 2021-22
 DELMORE, JASON (NG)
 - GONZALES, LA., 1987

DELPIT, GRANT (S)
 - HOUSTON, TEXAS, 2017-18-19
 - ALL-AMERICAN 2018-19; ALL-SEC 2018-19
 DELVESCOVO, ANTHONY (S)
 - ESSEX FALLS, N.J. 1968
 DEMARIE, JOHN (OT)
 - LAKE CHARLES, LA., 1964-65-66
 DEMARIE, MIKE (OG)
 - LAKE CHARLES, LA., 1969-70-71
 - ALL-SEC 1970-71
 DEMAS, NICK (FB)
 - WESTFIELD, IND., 2021-22
 DENNIS, GORDON (A)
 - SHREVEPORT, LA., 1893
 DENNIS, RAND (S)
 - NATCHITOCHE, LA., 1972-73-74
 DERUTTE, ROBERT (S)
 - PORT NECHES, TEXAS, 1978-79
 DESHOTEL, ROBERT (LB/MLB)
 - LAKE CHARLES, LA., 1991-92-93-95
 DESONIER, RICHARD (RE)
 - MORGAN CITY, LA., 1953
 DESORMEAUX, RONALD BILL, JR. (TE)
 - NEW IBERIA, LA. 1976
 DESSELLE, LEO (DT)
 - NEW ORLEANS, LA., 2006
 DESSELLES, BRIAN (P)
 - WHITE CASTLE, LA., 1992
 DETZ, DAVID (LB)
 - LEESVILLE, LA., 2011
 DEUTSCHMANN, LOU (RHB)
 - NEW ORLEANS, LA., 1953-54
 DEWITT, MICHAEL E. (WS)
 - LAUREL, MISS., 1983-84-85-86
 DIARSE, JOHN (WR)
 - MONROE, LA., 2014-15
DIBERT, NATHAN (K)
- HARTLAND, MICH., 2022
 DIBETTA, GAWAIN (FB)
 - NEW ORLEANS, LA., 1964-65-66
 DICKENS, MICAH (WR)
 - DRY PRONG, LA., 2017
 DICKSON, RICHARD (TE)
 - OCEAN SPRINGS, MISS., 2006-07-08-09
 DICKSON, TRAVIS (TE)
 - OCEAN SPRINGS, MISS., 2012-13-14
 DICKINSON, WAYNE (SB-P)
 - HATTIESBURG, MISS., 1970
 DIDIER, MELVIN (C)
 - BATON ROUGE, LA., 1944-45
 DILDY, GARY (C)
 - BOGALUSA, LA., 1951-52-53-54
 DILLON, DERRICK (WR)
 - FRANKLINTON, LA., 2016-17-18-19
 DIMMICK, OPIE (QB-FB)
 - SHUTESON, LA., 1924-25-26
 DINKLE, GARY MITCHELL (MITCH) (TE)
 - SILSBEE, TEXAS, 1974-75-76
 DIVINITY, MICHAEL JR. (LB)
 - MARRERO, LA., 2016-17-18-19
 DIXON, RICKY (WR)
 - LAPLACE, LA., 2008
 DODD, ANDY (OL)
 DAVIS, DOMANICK (TB)
 DODSON, ADRIAN (HB)
 - COLUMBUS, MISS., 1940-41
 DOGGETT, AL (HB-QB)
 - HOMER, LA., 1951-52-53-54
 DOLL, SHANE (TE)
 - KENNER, LA., 1988
 DOMINGEAUX, JOE (TE)
 - CROWLEY, LA., 1997-99-00-01
 DOMINGUE, BEN (C)
 - LAFAYETTE, LA., 2012
 DOMINGUE, RUSTY (LB)
 - PORT ARTHUR, TEXAS, 1975-76
 DOMINGUE, TRENT (PK)
 - MANDEVILLE, LA., 2014-15
 DONAHUE, PATRICK MICHAEL (PAT) (OG)
 - BATON ROUGE, LA., 1974
 DONALDSON, CEDRIC (CB)
 - JACKSON, MISS., 1996-97
 - ALL-SEC 1997
 DONELSON TIM (OT)
 - NEW ORLEANS, LA., 1999
 DORSEY, GLENN (DT)
 - GONZALES, LA., 2004-05-06-07
 - ALL-AMERICAN 2006-07; ALL-SEC 2006-07
 DOUCET, EARLY (WR)
 - ST. MARTINVILLE, LA., 2004-05-06-07
 DOUSAY, JIM (TB)
 - BATON ROUGE, LA., 1965-66-67
 DOW, ROBERT (SE)
 - JACKSON, MISS., 1973-74-75-76
 DOWNS, JOSH (DT)
 - BASTROP, LA., 2009-10-11-12
 DOYLE, MIKE (DE)
 - HOUSTON, TEXAS, 1970
 DREW, HARMON C. (G)
 - MINDEN, LA., 1907-09
 DRY, RONALD (RT)
 - FAIRLAND, OKLA., 1950
 DUBROCK, GREGG M. (LB)
 - NEW ORLEANS, LA., 1981-82-83-84
 DUCRE, DAVID (FB)
 - SLIDELL, LA., 2016-17-18
 DUFFRENE, MARTY J. (C)
 - LAROSE, LA., 1979-80
 DUGAS, RICHARD (FB)
 - LINCOLN, NEB., 2009-10

DUGAS, ROBERT W. (OT)
 - LULING, LA., 1976-77-78
 - ALL-SEC 1978; ALL-AMERICAN 1978
 - ACADEMIC ALL-AMERICA, 1977
 DUHE, A. J. ADAM (DT)
 - RESERVE, LA., 1973-74-75-76
 - ALL-SEC 1974-75
 DUHE, BUTCH (QB)
 - NEW ORLEANS, LA., 1969
 DUHE, CRAIG (OT)
 - LUTCHER, LA., 1975-76-77
 - ALL-SEC 1977
 DUHON, MIKE (MG)
 - SULPHUR, LA., 1964-65-66
 DUHON, STEVEN J. (LB)
 - OPELOUSAS, LA., 1981
 DUMAS, BERNIE (E)
 - EL DORADO, ARK., 1935-36-37
 DUMAS, JERRY (E)
 - JENNINGS, LA., 1956
 DUMERVIL, MARCUS (OL)
 - LAUDERDALE LAKES, FLA., 2021-22
 DUNBAR, KARL (DE)
 - OPELOUSAS, LA., 1986-87-88-89
 - ALL-SEC 1989
 DUNN, LESTER, JR. (FB)
 - COVINGTON, LA., 1979-81
 DUNPHY, ROBERT FRANCIS (BO) (TE)
 - HOUSTON, TEXAS, 1973-74-75
 DUNSON, THOMAS (LB)
 - SPRING, TEXAS, 1998-99
 DUPLANTIS, MIKE (OT/OG)
 - MATHEWS, LA., 1990-91-92
 DUPLESSIS, ROCKEY (S)
 - BELLE CHASSE, LA., 2010-11-12
 DUPONT, JOHN M. (E)
 - HOUMA, LA., 1911-12-13-14
 DUPONT, LAWRENCE H. (DUTCH) (QB-HB)
 - HOUMA, LA., 1910-11-12-13
 DUPRE, MALACHI (WR)
 - NEW ORLEANS, LA., 2014-15-16
 DUPREE, SAM (G)
 - BATON ROUGE, LA., 1893-94
 DUPUIS, MICHAEL (OL)
 - LAFAYETTE, LA., 2002
 DUPUY, BARRETT (LB)
 - PRAIRIEVILLE, LA., 2003
 DURAL, JUNIUS E. (FL)
 - DUSON, LA., 1982-83
 DURAL, TRAVIN (WR)
 - BREAUX BRIDGE, LA., 2013-14-15-16
 DURKEE, TODD G. (LB)
 - LAFAYETTE, LA., 1981-82-84
 DURRETT, BERT E.
 - ARCADIA, LA., 1925-26-27
 DUTTON, JOHN G. (PETE) (E)
 - MINDEN, LA., 1917-19-21
 DUTTON, TOM W. (T)
 - MINDEN, LA., 1912-13-19
 DWORACZYK, JOSH (OG)
 - NEW IBERIA, LA., 2008-09-10-12
 DYAKOWSKI, PETER (OL)
 - VANCOUVER, CANADA, 2005-06
 DYER, JACK (T)
 - BATON ROUGE, LA., 1965-66-67

E

EARLEY, JIM (DB)
 - JONESBORO, LA., 1968-69-70
 EASTMAN, DAN (T)
 - NEW ORLEANS, LA., 1939-40-41
 EDICK, TOMMY (DB)
 - HOUSTON, TEXAS, 1987
 EDMONDS, WALTER R. (RAY) (E)
 - LYON, N.Y., 1915-19
 EDMONSON, ARTHUR T. (SHORTY) (HB)
 - MARSHALL, TEXAS, 1921-22-23
 EDWARDS, BARRINGTON (RB)
 - BOWIE, MD., 2003
 EDWARDS, BILL (G)
 - LITTLE ROCK, ARK., 1940-41-42
 EDWARDS, DAVID R. (RANDY) (TE)
 - LAKE CHARLES, LA., 1981
 EDWARDS, ERIC (TE)
 - MONROE, LA. 2000-01-02-03
 EDWARDS, FRANK M. (SNAKE) (G)
 - AMITE, LA., 1903-04-05
 EDWARDS, LAVAR (DE)
 - GREYNA, LA., 2009-10-11-12
 EDWARDS, TYLER (TE)
 - MONROE, LA., 2009-10-11
 EDWARDS, WILLIAM E., JR. (LB)
 - METAIRIE, LA., 1976
 EDWARDS-HELAIRE, CLYDRICK (CLYDE)
 (RB)
 - BATON ROUGE, LA., 2017-18-19
 - ALL-AMERICAN 2019; ALL-SEC 2019
 EGAN, RAYMOND (G)
 - NEW ORLEANS, LA., 1934
 EGLOFF, JAY (RB)
 - HANOVER, PA., 1986-87-88-89
 ELKINS, BRENT LOUIS (CB)
 - DALLAS, TEXAS, 1976-77-78
 ELKINS, JIMMY (OG)
 - CROWLEY, LA., 1970-71-72
 ELKINS, ZACH (DB)
 - BAY ST. LOUIS, MISS., 2010
 ELKO, WILLIAM (DT)
 - WINDER, PA., 1981-82
 ELLEN, DON (LG)
 - MONROE, LA., 1963-64-65
 ELLINGTON, ERIC L. (RB)
 - CINCINNATI, OHIO, 1980

ELLIS, FRANK (T-G)
 - COVINGTON, LA., 1927-28-29
EMERY, JOHN JR. (RB)
- ST. ROSE, LA., 2019-20-22
 ENSMINGER, STEVEN CRAIG (QB)
 - BATON ROUGE, LA., 1976-77-78-79
 ERDMANN, CHARLES (HB)
 - NEW ORLEANS, LA., 1938
 ERNST, PAUL (TE/LB)
 - SLIDELL, LA., 1989-90
 ESTAY, RONNIE (DT)
 - LAROSE, LA., 1969-70-71
 - ALL-SEC 1970-71; ALL-AMERICAN 1971
 ESTES, DON (LT)
 - BROOKHAVEN, MISS., 1960-61-62
 ESTES, STEPHEN CLAYTON (STEVE) (C)
 - PORT ARTHUR, TEXAS, 1974-75-76
 ESTHAY, TERRY (LT)
 - LAKE CHARLES, LA., 1965-66-67
 ETLING, DANNY (QB)
 - TERRE HAUTE, IND., 2016-17
 EUGENE, JAI (S)
 - ST. ROSE, LA., 2007-08-09-10
 EUGENE, MICAH (DB)
 - LAFAYETTE, LA., 2012
 EVANS, DARRIN (DB)
 - BATON ROUGE, LA., 2020-21
 EVANS, JOSEPH (DL)
 - HAYNESVILLE, LA., 2019-20-21
 EVANS, MILLER (G)
 - VICKSBURG, MISS., 1941
 EVANS, W. MORTON (HB-E)
 - BATON ROUGE, LA., 1910-11-12-13
 EWEN, EARL L. (TUBBO) (FB)
 - BERTRAND, NEB., 1920-21-22-23
 EZELL, BILLY (QB)
 - GREENVILLE, MISS., 1963-64-65

F

FABACHER, TOM (DB)
 - RIVER RIDGE, LA., 1988-89
 FAHEY, JOHN K. (G)
 - OPELOUSAS, LA., 1903
 FAKIER, JOE (SE)
 - THIBODAUX, LA., 1971-72-73
 FAMBROUGH, LARRY (FB)
 - SPRINGHILL, LA., 1964-65
 FANAUKA, FEHOKO (OL)
 - SACRAMENTO, CALIF., 2013-14
 FANECA, ALAN (OG)
 - ROSENBERG, TEXAS, 1995-96-97
 - ALL-SEC 1996-97; ALL-AMERICAN 1997
 FARMER, HERMANN (RED) (T)
 - SHREVEPORT, LA., 1936-37-38
 FARRELL, NEIL JR. (DE)
 - MOBILE, ALA., 2017-18-19-20
 FARRELL, WILLIAM Y. (DE)
 - POMPANO BEACH, FLA., 1978-79
 FATHERREE, JESSE L. (HB)
 - JACKSON, MISS., 1933-34-35
 - ALL-SEC 1935
 FAULK, CHRIS (OT)
 - SLIDELL, LA., 2010-11
 FAULK, KEVIN (TB)
 - CARENCRO, LA., 1995-96-97-98
 - ALL-SEC 1996-97-98; ALL-AMERICAN 1996
 FAULK, TREV (LB)
 - LAFAYETTE, LA., 1999-00-01
 - ALL-SEC 2001
 FAUST, HUNTER (LB)
 - NEW ORLEANS, LA., 2020-22
 FAVORITE, MARLON (DT)
 - HARVEY, LA., 2005-06-07-08
 FAY, THEODORE D. (RED) (FB)
 - JEANERETTE, LA., 1923-24-25
 FAYARD, JONNY (TE)
 - MARRERO, LA., 1992-93-94
 FEHOKO, BREIDEN (DE)
 - HONOLULU, HAWAII, 2018-19
 FELIO, PAUL (LB)
 - LEAGUE CITY, TEXAS, 2010
 FENTON, GEORGE E. (DOC) (QB)
 - SCRANTON, PA., 1907-08-09
 FERGUSON, COMMODORE (T)
 - MEMPHIS, TENN., 1937
 FERGUSON, JR. (EGO) (DT)
 - MIMS, FLA., 2011-12-13
 FERGUSON, O.K. (FB)
 - WOODVILLE, MISS., 1955
 FERGUSON, PLEASANT L. (G)
 - LEESVILLE, LA., 1907
 - BUFORD, GA., 2012-13-14-15
 FERRER, STEVE (DT-OG)
 - METAIRIE, LA., 1973-74-75
 FIELD, ELMER (BUBBA) (HB)
 - MARSHALL, TEXAS, 1949
 FIELD, JIMMY (QB)
 - BATON ROUGE, LA., 1960-61-62
 FIELDS, SCHIRRA (WR)
 - HAYNESVILLE, LA., 2005
 FIFE, ROBERT (HB)
 - WATERPROOF, LA., 1938
 FINLEY, T.J. (QB)
 - PONCHATOLA, LA., 2020
 FISHER, PATRICK (P)
 - HYATTSVILLE, MD., 2007
 - ALL-SEC 2007
 FLANAGAN, H. F. (MIKE) (HB)
 - NEW BRITAIN, CONN., 1916

FLEMING, WALKER (GOAT) (E)
 - LAKE CHARLES, LA., 1929-31-32
 FLOOD, MARTIN T (G)
 - SHREVEPORT, LA., 1925
 FLOTT, CORDALE (CB)
 - SARALAND, ALA., 2019-20-21
 FLOYD, J. C. (RED) (T-G)
 - JENA, LA., 1915-16-19
 FLUKER, H. V. (E)
 - MONROE, LA., 1913
 FLURRY, BOB (LE)
 - HOMER, LA., 1960-61-62
 FLYNN, MATT (QB)
 - TYLER, TEXAS, 2004-05-06-07
 FOBBS, JARRETT (RB)
 - SHREVEPORT, LA., 2013
 FOGG, ED (LT)
 - SLIDELL, LA., 1953-55
 FOLEY, ART (HB)
 - EUFAULA, OKLA., 1931
 FONTENOT, FERDINAND M. (FB)
 - CROWLEY, LA., 1903
 FONTENOT, HERMAN J. (FL)
 - BEAUMONT, TEXAS, 1981-82-83-84
 FONUA, SONI (LB)
 - SALT LAKE CITY, UTAH, 2019-20-21
 FORD, MICHAEL (RB)
 - LEESVILLE, LA., 2010-11-12
 FORDHAM, JEFF (OG)
 - RADNOR, PA. 1983
 FOREHAND, SAM (OT)
 EVANS, OCEAN SPRINGS, MISS., 1999
 FORET, JOHN (OT)
 - LAKE CHARLES, LA., 1971-72
 FORET, LYNN (C)
 - LAKE CHARLES, LA., 1970
 FORGEY, CHARLES W. M. (FB)
 - BERWICK, LA., 1923
 FORTIER, BILL (T)
 - JACKSON, MISS., 1966-67-68
 - ALL-SEC 1968
 FOSTER, LARRY (WR)
 - HARVEY, LA., 1996-97-98
 FOTI, RUSS (LG)
 - RAVENNA, OHIO, 1946-47
 FOUCHA, JOE (S)
 - NEW ORLEANS, LA., 2022
 FOURMY, JAMES M. (QB)
 - FRANKLIN, LA., 1903-04
 FOURNET, EMILE (G)
 - BOGALUSA, LA., 1958-59
 FOURNET, JOHN B. (G)
 - ST. MARTINVILLE, LA., 1917-19
 FOURNET, SIDNEY (LG)
 - BOGALUSA, LA., 1951-52-53-54
 - ALL-SEC 1953-54; ALL-AMERICAN 1954
 FOURNETTE, LANARD (RB)
 - NEW ORLEANS, LA., 2016-17-18
 FOURNETTE, LEONARD (RB)
 - NEW ORLEANS, LA., 2014-15-16
 - ALL-AMERICAN 2015; ALL-SEC, 2015
 FOYIL, ACE (LB)
 - MANDEVILLE, LA., 2008-09
 FRANCIONI, EVAN (WR)
 - RIVER RIDGE, LA., 2020-21-22
 FRANCIS, DANIEL (DB)
 - PORT BARRE, LA., 2003-04-05-06
 FRANCIS, HARRISON (FB)
 - FRANKLIN, LA., 1975-76
 FRANCIS, JEROME N. (DE)
 - SULPHUR, LA., 1979
 FRANCOIS, STEFOIN (LB)
 - RESERVE, LA., 2009-10-11
 FRANKLIN, JAKE (TE)
 - NEW BERN, N.C., 2014
 FRANKLIN, KEVIN (TB/WR)
 - BATON ROUGE, LA., 1993-94
 FRAYER, JACK (T)
 - TOLEDO, OHIO, 1958-59
FRAZIER, MILES (OL)
- CAMDEN, N.J., 2022
 FRAZIER, TYRONE (WR)
 - SHREVEPORT, LA., 1996
 FREEMAN, G. A. (NUSS) (G-E)
 - NATCHITOCHE, LA., 1927
 FREEMAN, G. CHESTER (RHB)
 - BATON ROUGE, LA., 1949-50-51
 FREY, IGNATIUS (FB)
 - NEW ORLEANS, LA., 1941
 FRIEND, BEN (T)
 - GULFPORT, MISS., 1936-37-38
 FRIGO, CHRISTOPHER P. (G)
 - NEW ORLEANS, LA., 1985-86
 FRITCHE, JOHN A. (LB)
 - BATON ROUGE, LA., 1980-81-82-83
 FRIZZELL, THOS. N. (TOMMY) (LB)
 - ATHENS, TEXAS, 1978-79
 FROECHTENICHT, W. H. (E)
 - BLUE POINT, N.Y., 1939
 FRUGE, SETH (LB)
 - WELSH, LA., 2010-11-12-13
 FRYE, BARTON (CB)
 - BATON ROUGE, LA., 1966-67-68
 FRYE, LLOYD (LB)
 - BATON ROUGE, LA., 1969-70-71
 FUSCH, GEORGE (G)
 - NEW ORLEANS, LA., 1899-1900-01
 FUGLER, MAX (C)
 - FERRIDAY, LA., 1957-58-59
 - ALL-SEC 1958; ALL-AMERICAN 1958
 FULKERSON, JACK (E)
 - HOPE, ARK., 1940-41-42
 FULLER, EDDIE (TB)
 - LEESVILLE, LA., 1986-87-88-89
 - ALL-SEC 1988

FULLER, VINCENT (DB/TB)
 - LEESVILLE, LA., 1988-90-91-92
 FULTON, KRISTIAN (DB)
 - NEW ORLEANS, LA., 2016-18-19
 FUSSELL, TOMMY (RT)
 - BATON ROUGE, LA., 1964-65-66
G
 GAGE, RUSSELL (WR)
 - BATON ROUGE, LA., 2016-17
 GAINEY, JIM (DE)
 - HAMMOND, LA., 1971-72
 GAINEY, TOM (DB)
 - HAMMOND, LA., 1974
 GAJAN, HOWARD L. (HOKIE) (TB)
 - BATON ROUGE, LA., 1977-78-79-80
 GAMBLE, CAMERON (PK)
 - FLOWER MOUND, TEXAS, 2014-15-16-17
 GAMBLE, HARRY P. (E)
 - NATCHITOCHE, LA., 1894-95
 GAMBRELL, MICHAEL J. (C)
 - SLIDELL, LA., 1980-81-82-83
 GANDY, MARSHALL H. (CAP) (T)
 - NEGREET, LA., 1906-07-08
 GARDNER, DENNIS (OG)
 - CROWLEY, LA., 1975-76
 GARDNER, JIM W. (E)
 - MINDEN, LA., 1956-57
 GARLAND, JOSEPH M. (G-T)
 - OPELOUSAS, LA., 1900
 GARLINGTON, JOHN (DE)
 - JONESBORO, LA., 1965-66-67
 - ALL-SEC 1966-67; ALL-AMERICAN 1967
 GARNER, MEKHI (CB)
 - MESQUITE, TX., 2022
 GARNETT, CHAD (LAYTON) (LB)
 - WEST MONROE, LA., 2017
 GARRETT, MIKE (TB-WR)
 - THE WOODLANDS, TEXAS, 1989-90-91-92
 GARY, DEXTER (LG)
 - KAPLAN, LA., 1960-61
 GATES, JACK (RE)
 - LAKE CHARLES, LA., 1960-61-62
 GATLIN, MONTE (LB)
 - MAGNOLIA, MISS., 1996
 GATTO, EDDIE (T)
 - NEW ORLEANS, LA., 1936-37-38
 - ALL-SEC 1937-38
 GAUBATZ, DENNIS (LB)
 - WEST COLUMBIA, TEXAS, 1960-61-62
 - ALL-SEC 1962
 GAUDET, RYAN (PK)
 - NEW ORLEANS, LA., 2003-04-06
 GAUDET, SEAN (PK)
 - NEW ORLEANS, LA., 2007
 GAUTREUX, RUSSELL (FB)
 - BATON ROUGE, LA., 1952-53
 GAY, RANDALL (DB)
 - BRUSLY, LA., 2001-02-03
 GAYDEN, GEORGE L. (HACK) (E)
 - GURLEY, LA., 1926
 GAYE, ALI (DL)
 - LYNNWOOD, WASH., 2020-21-22
 - ALL-SEC, 2020
 GAYLE, EDWIN F. (HB)
 - LEGONIER, LA., 1893
 GIACONE, JOE (HB)
 - BOGALUSA, LA., 1941-42
 GIAMBELLUCA, GINO (WR)
 - NEW ORLEANS, LA., 2003-04
 GIANELLONI, VIVIAN J. (G)
 - BATON ROUGE, LA., 1939-40
 GIBBS, COREY (P)
 - BATON ROUGE, LA., 1998-99
 GIBBS, DYLAN (LB)
 - DESTREHAN, LA., 2021
 GILBERT, ARIK (TE)
 - ATLANTA, GA., 2020
 GILBERT, JIMMY (QB-DB-TB)
 - BASTROP, LA., 1967-68-69
 GILES, JONATHAN (WR)
 - MISSOURI CITY, TEXAS, 2018
 GILL, AUDIS (HB)
 - NEW ORLEANS, LA., 1945
 GILL, REUBEN O. (RUBE) (HB-E)
 - RUSTON, LA., 1907-08-09
 GILLYARD, JAMES (OLB/DE)
 - SHREVEPORT, LA., 1992-93-94-95
 GILMORE, GREG (DT)
 - HOPE MILLS, N.C., 2015-16-17
 GIOVANNI, CHARLES (TONY) (G)
 - LAKE CHARLES, LA., 1930-31
 GIRON, DERRICK (S)
 - PORT ARTHUR, TEXAS, 1988
 GLADDEN, STERLING W. (BUCK) (HB)
 - ALEXANDRIA, LA., 1919
 GLAMP, JOE (HB)
 - MT. PLEASANT, PA., 1942
 GODCHAUX, DEVON (DT)
 - PLAQUEMINE, LA., 2014-15-16
 GODCHAUX, FRANK A. (QB)
 - BATON ROUGE, LA., 1897
 GODFREY, FRANK (C)
 - PASCAGOULA, MISS., 1989-90-91-92
 GODFREY, LOLA T. (BABE) (QB)
 - WILLINGTON, TEXAS, 1925-26-27
 GONSOLIN, JACK (PK)
 - BATON ROUGE, LA., 2017-18
 GONZALES, VINCENT (VINCE) (LHB)
 - NEW ORLEANS, LA., 1952-53-54-55
 GOODE, BURTON (E)
 - DEQUINCY, LA., 1943

GOODRUM, JAMES F. (G)
 - MATHEWS, LA., 1985
GOODWIN, ARMANI (RB)
- BRIMMINGHAM, ALA., 2021-22
 GORDON, DILLON (TE)
 - RIVER RIDGE, LA., 2012-13-14-15
 GORDON, KERON (DB)
 - TAMPA, FLA., 2003-04-05-06
 GORE, GARY C. (CURT) (OG)
 - FAIRHOPE, ALA., 1982-83-84-85
 - ALL-SEC 1985
 GOREE, J. W. (G)
 - HAYNESVILLE, LA., 1938-39-40
 - ALL-SEC 1938-39
 GORHAM, EDWIN S. (E)
 - LAKE CHARLES, LA., 1899-1900-01
 GORTINKI, WALTER (FB)
 - MURKIN, PA., 1940-41-42
 GORMLEY, JACK (E)
 - TYLER, TEXAS, 1936-37-38
 GORMLEY, RICHARD (C)
 - TYLER, TEXAS, 1936-37-38
 GOSSERAND, M. L. (GOOSE) (FB)
 - NEW ROADS, LA., 1910-11-12
 GOURRIER, SAMUEL A. (QB-HB)
 - BATON ROUGE, LA., 1896
 GRAFF, DANIEL (S)
 - METAIRIE, LA., 2008-09-10
 GRAHAM, DURWOOD (C)
 - VICKSBURG, MISS., 1955-56
 GRANIER, RICHARD (C)
 - ST. JAMES, LA., 1963-64
 - ALL-SEC 1964
 GRAVES, SOLOMAN "SOL" (QB)
 - MONROE, LA., 1990
 GRAVES, WHITE (LHB)
 - CRYSTAL SPRINGS, MISS., 1962-63-64
 GRAY, DALE (LHB)
 - EL DORADO, ARK., 1946-47-48
 GRAY, WILLIE (DT)
 - NEW ORLEANS, LA., 1999
 GREEN, CHRIS (LB/SS)
 - HAHNVILLE, LA., 1994-97
 GREEN, HOWARD (DT)
 - DONALDSONVILLE, LA. 2000-01
 GREEN, JARVIS (DE)
 - DONALDSONVILLE, LA., 1998-99-00-01
 GREEN, JASON (LB)
 - DONALDSONVILLE, LA., 1999
 GREEN, ROBBY (S)
 - GREYNA, LA., 1989-90-91
 GREEN, SKYLER (WR/RS)
 - WESTWEGO, LA., 2002-03-04-05
 - ALL-SEC 2005; ALL-AMERICAN 2003, 2005
 GREEN, V. E. (CHICK) (FB)
 - DERIDDER, LA., 1914
 GREEN, WINFRED C. (POSS) (HB)
 - DERIDDER, LA., 1913-14-15-16
 GREENWOOD, BOBBY (C)
 - LAKE CHARLES, LA., 1958-59
 GREER, ED (QB)
 - MINDEN, LA., 1964
 GREMILLION, F. V. (T)
 - 1899-1900
 GREVEMBERG, ALBERT (T)
 - SAVANNAH, GA., 1927
 GREVEMBERG, JOSEPH H. (E)
 - SAVANNAH, GA., 1926-27
 GREZAFFI, SAMMY (S)
 - NEW ROADS, LA., 1965-66-67
 - ALL-SEC 1967
 GRIFFIN, BENNY (LB)
 - BATON ROUGE, LA., 1965-66-67
 GRIFFIN, JOHN (K)
 - GLOSTER, MISS., 1987
 GRIFFITH, BRIAN (P)
 - MEMPHIS, TENN., 1988-89-90-91
 GRIFFITH, CARROLL (HB-QB)
 - N. LITTLE ROCK, ARK., 1943-47-48-49
 GRIFFITH, J. H. (JOHN) (E)
 - JACKSON, MICH., 1905
 GRIVOT, MAURICE
 - NEW ORLEANS, LA., 1894
 GROCH, EARL (FB)
 - HOUMA, LA., 1959-60-61
 GROWDEN, JOSH (P)
 - SYDNEY, AUSTRALIA, 2016-17-18
 GUENO, ALBERT J. (E)
 - CROWLEY, LA., 1901-02-03
 GUERIN, ANDRE (FB)
 - LAFAYETTE, LA., 1994
 GULIELMO, AL (RE)
 - LUTCHER, LA., 1951-52-53
 - ALL-AMERICAN 2016-17; ALL-SEC, 2016
 GUIDRY, J. W. (T)
 - OPELOUSAS, LA., 1901-02-03
 GUIDRY, KEVIN (DB)
 - LAKE CHARLES, LA., 1984-85-86-87
 GUIDRY, MICKY J. (QB)
 - GREYNA, LA., 1985-86-87-88
GUILLORY, JACOBIAN
-ALEXANDRIA, ALA., 2021-22
 GULLOT, JERRY (RG)
 - THIBODAUX, LA., 1966-67-68
 GULLOT, RODNEY (T)
 - BATON ROUGE, LA., 1960-62
 GULLOT, RODNEY (MONK) (RG)
 - NEW ORLEANS, LA., 1959-60-61
 - ALL-SEC 1961
 GULLOT, STEPHEN ROCH (ROCKY) (C)
 - SHREVEPORT, LA., 1976-77-78
 GUNN, ORLANDO (RB)
 - HARKER HEIGHTS, TEXAS, 2009
 GUNNELS, WILLIAM D., JR. (DE)
 - HAHNVILLE, LA., 1977

H

HABERT, ED (RG)
 - VICKSBURG, MISS. 1960-61-62
 HAGUE, PERRY G. (QB-HB)
 - BATON ROUGE, LA., 1919-20
 HAINS, DONALD (DL)
 - DIAMONDHEAD, MISS., 2008
 HARISTON, JAMES (PK)
 - DALLAS, TEXAS, 2011-12-13
 HALEY, OTIS (B)
 - TYLER, TEXAS, 1943
 HALIBURTON, RONNIE (TE)
 - PORT ARTHUR, TEXAS, 1986-87-88-89
 HALL, FRED (SKINNY) (E-T-G)
 - HAYNESVILLE, LA., 1941-42-46
 HALL, J.O. (DOC) (E)
 - LAKE CHARLES, LA., 1909-10-11-12
 HALL, KODY (LB)
 - NACOGDOCHES, TEXAS, 2018
 HALL, MARC (DL)
 - PATTERSON, LA., 1984
 HAMIC, GARLAND (BUDDY) (FB)
 - CROWLEY, LA., 1961-62-63
 HAMIC, JIMMY (RG)
 - CROWLEY, LA., 1965-66
 HAMILTON, ANDY (SB)
 - RUSTON, LA., 1969-70-71
 - ALL-SEC 1971
 HAMILTON, W. J. (QB)
 - WINNFIELD, LA., 1907
 HAMLETT, BOB (TE)
 - BOSSIER CITY, LA., 1966-67-68
 HAMMOND, M. R. (BULL) (HB-FB)
 - JENNINGS, LA., 1910-11
 HAMPTON, MAURICE JR. (S)
 - MEMPHIS, TENN., 2019-20
 HANDY, BEVERLY B. (SPAGHETTI) (QB)
 - MONROE, LA., 1907
 HANKTON, FURNELL (F-B)
 - NEW ORLEANS, LA., 1966-97
 HANLEY, WILLIAM B. (RED) (G-T)
 - CROWVILLE, LA., 1919
 HARE, DERIK K. (WR)
 - MILTON, FLA., 1985
 HARDING, IAN (WR)
 - NEW ORLEANS, LA., 2010
 HARDNETT, JARRETT (LB)
 - BATON ROUGE, LA., 2013
 HARGETT, DAN (LG)
 - LAFAYETTE, LA., 1960-61
 HARMON, RUDY (LB)
 - BEAUMONT, TEXAS, 1987-88
 HARP, JAMES F.
 - BONITA, LA., 1896
 HARPER, JORDAN (DE)
 - NEW ORLEANS, LA., 2016
 HARRELL, JOHN F., JR. (OT)
 - ALEXANDRIA, LA., 1982-83-84
 HARRELL, LOUIS (TEE-TEE) (QB)
 - BATON ROUGE, LA., 1929
 HARRIS, BILL (LT)
 - BOSSIER CITY, LA., 1953
 HARRIS, BRANDON (QB)
 - BOSSIER CITY, LA., 2014-15-16
 HARRIS, CLINTON (BO) (LB)
 - SHREVEPORT, LA., 1972-73-74
 - ALL-SEC 1973
 HARRIS, L. B. (T)
 - DENHAM SPRINGS, LA., 1904
 HARRIS, LEONARD (DT)
 - BATON ROUGE, LA., 1989-90
 HARRIS, MICKY (RB)
 - MANDEVILLE, LA., 1984-85-86-87
 HARRIS, SULCER (HB)
 - BATON ROUGE, LA., 1941-42
 HARRIS, TODD JR. (DB)
 - PLAQUEMINE, LA., 2017-18-20-21
 HARRIS, WENDELL (HB)
 - BATON ROUGE, LA., 1959-60-61
 - ALL-SEC 1961
 HARRISON, POLLARD E. (E)
 - COLFAX, LA., 1913
 HARTLEY, HUGH (T-HB)
 - MARKSVILLE, LA., 1906
 HARTLEY, JOE (T)
 - ST. PETERSBURG, FLA., 1943-44
 - ALL-SEC 1943
 HATCH, ANDREW (QB)
 - HENDERSON, NEV., 2008
 HATCHER, GEORGE R. (E)
 - CLINTON, LA., 1927
 HATCHER, KARNELL (S)
 - DELRAY BEACH, FLA., 2008-09-10-11
 HAWKINS, CHRIS (DB)
 - WALKER, LA., 2006-07-08-09
 HAWKINS, JERALD (OT)
 - BALDWIN, LA., 2013-14-15
 HAYNES, EVERETTE H. (HINCKLEY) (HB)
 - LINEVILLE, ALA., 1925-26-27
 HAYNES, FRED (QB)
 - MINDEN, LA., 1966-67-68
 HAYNES, GEORGE (LHB)
 - CLINTON, LA., 1963-64-66
 HAZARD, JOHN (DT)
 - METAIRIE, LA., 1983-84-85-86
 - ALL-SEC 1986
 HAZARD, NICKY (LB)
 - METAIRIE, LA., 1984-85-86-87
 HEALD, RUSSELL (OT)
 - TEXAS CITY, TEXAS, 1971-72-73
 HEARD, HOLLEY (RT)
 - HAYNESVILLE, LA., 1942-47
 HEARD, T. J. (FATTY) (G)
 - MARKSVILLE, LA., 1904-05

HEBERT, ARTHUR W. (DOC) (G)
 - ALEXANDRIA, LA., 1916-17
 HEBERT, KORY (TE)
 - LAFAYETTE, LA., 2004
 HEBERT, MIKE (OLB)
 - NEW ORLEANS, LA., 1986-87-88
 HEBERT, RYAN (OG)
 - BATON ROUGE, LA., 1998
 HEBERT, T-BOB (OL)
 - NORCROSS, GA., 2008-09-10-11
 HEBERT, TRENT (DB)
 - CECILIA, LA., 2011
 HEDGES, LEE (QB)
 - SHREVEPORT, LA., 1949-50-51
 HELM, NEWTON C. (DIRTY) (E)
 - BUNKIE, LA., 1919-20-21-22
 HELMS, BRETT (C-OG)
 - LAKE CHARLES, ARK., 2005-06-07-08
 HELMS, LEE (HB)
 - HOLMWOOD, LA., 1926
 HELSCHER, HAROLD (HB)
 - NEW ORLEANS, LA., 1941
 HELTON, DEREK (P)
 - HOYT, KAN., 2009-10
 HELVESTON, OSBORNE (BUTCH) (G)
 - BILOXI, MISS., 1933-34-35
 HEMPHILL, DON (E)
 - BOGALUSA, LA., 1945-46-47
 HEMPHILL, FRED BRUCE (SE)
 - SULPHUR, LA., 1974-75-76
 HENDERSON, DEVERY (RB/WR)
 - OPELOUSAS, LA., 2000-01-02-03
 HENDRICK, BRUCE (QB)
 - BIRMINGHAM, ALA., 1938
 HENDRIX, BILLY R. (E)
 - RAYVILLE, LA., 1956-57-58
 - ALL-SEC 1958
 HENDRIX, BILLY R., JR. (NG)
 - BUNKIE, LA., 1981-83-84
 HENDRIX, JOHN A. (JOHNNIE) (HB)
 - OLLA, LA., 1928-29-30
 HENDRIX, SEID W. (QB)
 - BATON ROUGE, LA., 1922
 HENRIQUEZ, GEORGE (DE/NG)
 - NEW ORLEANS, LA., 1984-85-86-87
 HENRY, PAT (CB)
 - NEW ORLEANS, LA., 1994
 HENRY, RESHAUD (RB)
 - PONCHATOUA, LA., 2016-17
 HENRY, THOMAS J. (HB-FB)
 - ALTON, III, 1916
 HENSLEY, JAMES CRAIG (LB)
 - LAKE CHARLES, LA., 1976-77-78
 HERCULES, GREG (DB)
 - PALATINE, ILL., 2004
 HERFORD, ROBERT M. (T)
 - LAKE CHARLES, LA., 1920-21
 HERGET, GEORGE CALDWELL (WARM-UP) (E)
 - BATON ROUGE, LA., 1925-26
 HERNANDEZ, JUDE B. (FB)
 - BATON ROUGE, LA., 1978-79-80-81
 HEROMAN, ALFRED (LHB)
 - BATON ROUGE, LA., 1946-47-48
 HERPIN, JOSEPH O. (E)
 - LAFAYETTE, LA., 1899-1901
 HERRINGTON, JAMES (G)
 - LAKE PROVIDENCE, LA., 1944
 HERRON, FRANK (DT)
 - MEMPHIS, TENN., 2015-16-17
 HESTER, JACOB (FB)
 - SHREVEPORT, LA., 2004-05-06-07
 HEWETT, LEM F. (E)
 - LEXINGTON, NEB., 1920
 HEWITT, MIKE (OLB/DE)
 - SLIDELL, LA., 1990-91-92-93
 HIGHSMITH, ALI (LB)
 - MIAMI, FLA., 2004-05-06-07
 - ALL-SEC 2007
 HIGHTOWER, GERALD (HB)
 - ARCADIA, LA., 1939-40-41
 HILL, CHRIS (TE/WR)
 - MANSFIELD, LA., 1992-93-94-95
 HILL, ERIC D. (OLB)
 - GALVESTON, TEXAS, 1985-86-87-88
 - ALL-SEC 1988
 HILL, GREG (S)
 - MANSFIELD, LA., 1995-96
 HILL, JAMAL (LB)
 - MERCER ISLAND, WASH., 1998
 HILL, JEREMY (RB)
 - BATON ROUGE, LA., 2012-13
 - ALL-SEC 2013
 HILL, JERRY (LB)
 - MIDWEST CITY, OKLA., 1978-79
 HILL, MARQUISE (DE)
 - NEW ORLEANS, LA., 2001-02-03
 HILL, MELVIN (QB/FB)
 - MANSFIELD, LA., 1994-95-97
 HILL, RAION (S)
 - NEW ORLEANS, LA., 1996-97-98
 HILL, TERRY (LB)
 - BATON ROUGE, LA., 1973-74-75
 HILL, XAVIER (OL)
 - OLIVE BRANCH, MISS., 2021
 HILLIARD, DALTON (TB)
 - PATTERSON, LA., 1982-83-84-85
 - ALL-SEC 1982-84-85
 HILLIARD, IVORY (SS/FS)
 - PATTERSON, LA., 1991-92-93-94
 HILLIARD, KENNY (RB)
 - PATTERSON, LA., 2011-12-13-14
 HILLMAN, MIKE (QB)
 - LOCKPORT, LA., 1967-68-69
 HILLMAN, WILLIAM A. (G)
 - MINDEN, LA., 1906-07-08-09

HILTON JR., CHRIS (WR)

-ZACHARY, LA., 2021
 HIMES, LEVI A. (LEE) (QB)
 - BATON ROUGE, LA., 1906-07-08-09
 HINES, CHASEN (OG)
 - MARSHALL, TEXAS, 2018-19-20-21
 HINTON, LORA (TB-RB)
 - BATON ROUGE, LA., 1973-74-75
 HITT, LYLE (OL)
 - NORCROSS, GA., 2007-08-09
 HOBLEY, LIFFORT W. (FS)
 - SHREVEPORT, LA., 1980-82-83-84
 - ALL-SEC 1983-84
 HODGE, ABNER A.
 - NATCHEZ, MISS., 1894
 HODGES, HARRY (C)
 - BATON ROUGE, LA., 1954-55
 HODGES, PARIS (OT)
 - VACAVILLE, CALIF., 2006
 HODGINS, LEO M. (TE)
 - METAIRIE, LA., 1976
 HODGINS, NORMAN (DB-SB)
 - METAIRIE, LA., 1971-72-73
 HODSON, TOMMY (QB)
 - MATHEWS, LA., 1986-87-88-89
 - ALL-SEC 1986-87-88-89
 HOGAN, BILL (QB-C)
 - LAUREL, MISS., 1939-40-41
 HOLDEN, T. D. (E)
 - PICAYUNE, MISS., 1929-30
 HOLLAND, PERSHING (G-E)
 - PLAIN DEALING, LA., 1941-42
 HOLLAND, WOODROW (E)
 - PLAIN DEALING, LA., 1942
 HOLLIDAY, TRINDON (RS/RB)
 - ZACHARY, LA., 2008-07-08-09
 HOLLIS, KENNETH (LB)
 - ADAMSVILLE, ALA., 2004-05
 HOLSTEIN, SCOTT (P)
 - BATON ROUGE, LA., 1993
 HOLT, GLENN (WR)
 - MIAMI, FLA., 1984-85
 HOOKFIN, DEMETRIUS (CB)
 - KENTWOOD, LA., 1999-00-01-02
 HORNE, FRANK (RT)
 - FAYETTE, LA., 1952
 HOUSTON, TONY (DB)
 - RUSTON, LA., 1987-88-89
 HOVER, ALLEN (T)
 - MEMPHIS, TENN., 1948-49-50
 - ALL-SEC 1949
 HOWARD, CASEY (SS/FS)
 - STONEWALL, LA., 1993-94-95-96
 HOWARD, D.J. (P)
 - BATON ROUGE, LA., 2011
 HOWARD, JAMIE (QB)
 - LAFAYETTE, LA., 1992-93-94-95
 HOWARD, TOMMY (OLB)
 - COLUMBUS, MO., 1983-85-86
 HOWELL, ROBERT C. (E)
 - WILCOX, LA., 1903
 HOWELL, ROLAND B. (BILLIKEN) (QB)
 - THIBODAUX, LA., 1909-11
 HOWELL, WILLIAM C. (E)
 - ST. FRANCISVILLE, LA., 1897
 HUBBELL, MICHAEL R. (MICKY) (SB)
 - METAIRIE, LA., 1978
 HUBICZ, JIM (OT/OG)
 - SHARON, PA., 1986-87-88-89
 HUCKLEBRIDGE, ROBBIE (LG)
 - BOSSIER CITY, LA., 1961-62-63
 - ALL-SEC 1963
 HUERKAMP, MATT (PK)
 - SHALIMAR, LA., 1992
 HUEY, JAMES M.
 - RUSTON, LA., 1893
 HUFFMAN, ALVA S. (BRUTE) (T)
 - DERIDDER, LA., 1926-27-28
 HUFFMAN, RYAN (QB/FS)
 - HOUSTON, TEXAS, 1992-93
 HUGHES, CLYDE B. (RED) (T)
 - BATON ROUGE, LA., 1921-23
 HUMBLE, JOHN (C)
 - MONROE, LA., 1944
 HUNSIKER, GEORGE R. (E)
 - SHREVEPORT, LA., 1905
 HUNT, JACK (WR/FS)
 - RUSTON, LA., 2000-01-02-03
 HUNT, RALPH (T)
 - SHREVEPORT, LA., 1943
 HUNTER, DANIELLE (DE)
 - KATY, TEXAS, 2012-13-14
 HUNTER, GUY N.
 - WATERPROOF, LA., 1894
 HUNTER, LOUIS T.
 - WATERPROOF, LA., 1894
 HUNTER, ROBERT (LE)
 - LOS ANGELES, CAL., 1950
 HURD, ROY (K)
 - COVINGTON, LA., 1967
 HURLEY, BRANDON (FB/OL)
 - MONROE, LA., 2002-03
 HURST, ALEX (OG)
 - BARTLETT, TENN., 2009-10-11
 - ALL-SEC 2011
 HUTCHINSON, ROGER (OT)
 - GONZALES, LA., 1988-89
 HUTCHINSON, THOS. C. (CHRIS) (CB)
 - MONROE, LA., 1981
 HUYCK, PHILLIP P. (G)
 - BATON ROUGE, LA., 1895-96-97-99

I

IKA, SIAKI (APU) (NT)
 - SALT LAKE CITY, UTAH, 2019
 INDEST, ADALPHE (G)
 - NEW ORLEANS, LA., 1944
 INGRAM, EDWARD (ED) (OL)
 - DESOTO, TEXAS, 2017-19-20-21
 IPPOLITO, MARK A. (LB)
 - NEW ORLEANS, LA., 1978-79
 IVES, CLARENCE A. (FATTY) (HB)
 - BATON ROUGE, LA., 1917-19-20-21
 JACKSON, ALCENDER (OT/OG)
 - MOSS POINT, MISS., 1997-98-99
 JACKSON, AUGUSTUS W. (GUS) (FB)
 - LECOMPTE, LA., 1922-23-24
 JACKSON, CHEVIS (CB)
 - MOBILE, ALA., 2004-05-06-07
 - ALL-SEC 2007
 JACKSON, CHRIS (PK)
 - RIVER RIDGE, LA., 2003-04-05-06
 JACKSON, DALTON (RUSTY) (PK)
 - CHATAM, ALA., 1972-73-74
 - ALL-SEC 1972
 JACKSON, DONTE (DB)
 - METAIRIE, LA., 2015-16-17
 JACKSON, GREGORY A. (S)
 - MIAMI, FLA., 1985-86-87-88
 - ALL-SEC 1988; ALL-AMERICAN 1988
 JACKSON, R.J. (WR)
 - HOUSTON, TEXAS, 2007-08-09
 JACKSON, STEVE LORAN (S)
 - CHATAM, ALA., 1974-75-76
 JACKSON, TYSON (DE)
 - EDGARD, LA., 2005-06-07-08
 JACOB, WESLEY (FL)
 - CROWLEY, LA., 1989-90-91-92
 JACQUET, JAMES (TB)
 - ST. MARTINVILLE, LA., 1991
 JAMES, ALBERT (S)
 - COVINGTON, LA., 1940-41
 JAMES, BRADIE (LB)
 - WEST MONROE, LA., 1999-00-01-02
 - ALL-SEC 2001-02; ALL-AMERICAN 2002
 JAMES, CLINT (DE)
 - NEW ORLEANS, LA., 1986-87-88-89
 JAMES, DAMIEN (FS/CB)
 - CARENCRO, LA., 1999-00-01
 JAMES, GARRY M. (TB)
 - GRETNA, LA., 1982-83-84-85
 - ALL-SEC 1985
 JAMES, TORY (WR/CB)
 - MARRERO, LA., 1992-93-94-95
 JANNECK, CARL (G)
 - NEW ORLEANS, LA., 1943-44
 - ALL-SEC 1943
 JASPER, JOSH (PK)
 - MEMPHIS, TENN., 2007-08-09-10
 - ALL-SEC 2010; ALL-AMERICAN 2010
 JAUBERT, JACK (C)
 - LAFAYETTE, LA., 1969-70-71
 JARRELL, CHRIS (CB)
 - BATON ROUGE, LA., 1995
 JEAN BATISTE, GARLAND (FB)
 - ST. MARTINVILLE, LA., 1983-84-85-86
 JEAN-FRANCOIS, RICKY (DL)
 - MIAMI, FLA., 2006-07-08
 JEFFERSON, JORDAN (QB)
 - ST. ROSE, LA., 2008-09-10-11
 JEFFERSON, JUSTIN (WR)
 - DESTREHAN, LA., 2017-18-19
 JEFFERSON, NORMAN (S)
 - MARRERO, LA., 1983-84-85-86
 - ALL-SEC 1985
 JEFFERSON, RICKY (S)
 - ST. ROSE, LA., 2013-14-15-16
 - PALESTINE, TEXAS, 1990
 JENKINS, DARRYL (QB)
 - FRANKLINTON, LA., 1958-59-60
 JENKINS, HARRY (E)
 - CROWLEY, LA., 1904
 JENKINS, JARAY (WR)
 - JENA, LA., 2019-20-21-22
 JENKINS, KERRY (OT)
 - TUSCALOOSA, ALA., 1994
 JENKINS, MARVIN (QB)
 - TUPELO, MISS., 1939-40
 JENNINGS, ANTHONY (QB)
 - MARIETTA, GA., 2013-14-15
 JENNINGS, JOE PATRICK (DE)
 - BAKER, LA., 1974-75-76
 JETER, COLIN (TE)
 - LONGVIEW, TEXAS, 2014-15-16
 JETER, RONALD (G)
 - FERRIDAY, LA., 1965-66-67
 JOFFRION, A. BUSH (HB)
 - LECOMPTE, LA., 1904-05
 JOHNS, JOSH (LB)
 - BATON ROUGE, LA., 2011
 JOHNS, LEVI (CHUCK) (LHB)
 - RAYVILLE, LA., 1953-54-55
 JOHNSON, ANTHONY (DT)
 - NEW ORLEANS, LA., 2011-12-13
 - ALL-SEC 2013
 JOHNSON, BRIAN (OL)
 - TALLAHASSEE, FLA., 2003-04-05-06
 JOHNSON, CHARLES (E)
 - CONROE, TEXAS, 1938-39-40
 JOHNSON, DENNIS (DT)
 - AMORY, MISS., 2009-10-11

JOHNSON, EDWIN (LB)
 - BATON ROUGE, LA., 2012
 JOHNSON, HERMAN (OL)
 - OLLA, LA., 2005-06-07-08
 - ALL-SEC 2007-08; ALL-AMERICAN 2008
 JOHNSON, JAY (TB)
 - WACO, TEXAS, 1992-93
 JOHNSON, LAVAR (WR)
 - GALENA PARK, TEXAS 2000-01
 JOHNSON, MAX (QB)
 - ATHENS, GA., 2020-21
 JOHNSON, MELVIN F. (HB)
 - LAKE CHARLES, LA., 1912
 JOHNSON, MICHAEL K. (LB)
 - FRANKLIN, LA., 1970
 JOHNSON, MIKE (LB)
 - BATON ROUGE, LA., 1984-85
 JOHNSON, PHIL (C)
 - SHREVEPORT, LA., 1965-66
 JOHNSON, QUINN (FB)
 - EDGARD, LA., 2006-07-08
 JOHNSON, RAY L. (C)
 - ELECTRA, TEXAS, 1932
 JOHNSON, TREMAINE (LB)
 - GALENA PARK, TEXAS, 2005-06-07-08
 JOHNSON, TYRON (WR)
 - NEW ORLEANS, LA., 2015
 JOHNSON, WILLIAM C. (OT)
 - ATHENS, TEXAS, 1976-77-78
 JOHNSTON, CRAIG (OT)
 - CROSBY, TEXAS, 1990
 JOHNSTON, DAVID R. (PK)
 - TEMPE, ARIZ., 1980-81
 JOHNSTON, JERRY (HB)
 - WAYNESBORO, MISS., 1956
 JOHNSTON, MARK A. (FL)
 - RAYVILLE, LA., 1981-82
 JOHNSTON, RONNIE (HB)
 - BASTROP, LA., 1956
 JOINER, TIMOTHY L. (LB)
 - BATON ROUGE, LA., 1980-81-82
 JONES, ATREY-U (DT)
 - TICKFAW, LA., 2013
 JONES, BENJAMIN M. (BEN) (SE)
 - RUSTON, LA., 1972-73-74
 JONES, BERTRAM H. (BERT) (GB)
 - RUSTON, LA., 1970-71-72
 - ALL-SEC 1972; ALL-AMERICAN 1972
 JONES, CARROLL (HB)
 - RUSTON, LA., 1941
 JONES, CHAD (DB)
 - NEW ORLEANS, LA., 2007-08 -09
 JONES, DAVID (DB)
 - WEST MONROE, LA., 1966-67
 JONES, DAVID (TE)
 - SILVER SPRINGS, MD., 2002-03-04-05
 JONES, DEION (LB)
 - NEW ORLEANS, LA., 2012-13-14-15
 JONES, DONNIE (P)
 - BATON ROUGE, LA., 2000-01-02-03
JONES JR., EMERY (OL)
- BATON ROUGE, LA., 2022
 JONES, JARVIS (OT)
 - ROSENBURG, TEXAS, 2007
 JONES, JUSTIN (RB)
 - DALLAS, TEXAS, 2017-18
 JONES, KEITH E. (G)
 - WINNFIELD, LA., 1915-16-17
 JONES, KENAN (WR)
 - BERWICK, LA., 2018
 JONES, LARRY (C)
 - LITTLE ROCK, ARK., 1953-54
 JONES, LEROID E. (FB)
 - BATON ROUGE, LA., 1977-80
 JONES, LEROYAL A. (CB)
 - BATON ROUGE, LA., 1977, 1980
 JONES, MELVIN (FB)
 - LAKE CHARLES, LA., 2013
 JONES, MIKE (OG)
 - SHREVEPORT, LA., 1975
 JONES, NORWOOD (CHUBBY) (C)
 - LAKE PROVIDENCE, LA., 1927-28-29
 JONES, PHELON (DB)
 - MOBILE, ALA., 2008
 JONES, RAYDARIOUS (CB)
 - HORN LAKE, MISS., 2021
 JONES, RICHARD (SE)
 - WEST MONROE, LA., 1965-66
JONES, SA'IVION (DE)
- VACHERIE, LA., 2021-22
 JONES, TAHJ (LB)
 - SULPHUR, LA., 2010-11-12-13
 JONES, VICTOR T. (RB)
 - ZACHARY, LA., 1985-87-88-89
 JONES, WILLIAM A. "DUB" (HB)
 - RUSTON, LA., 1942
 JONES JR., MIKE (LB)
 - NASHVILLE, TENN., 2021-22
 JORDAN, JEFF (G)
 - BATON ROUGE, LA., 1985
 JORDAN, SHAWN (FB)
 - EL PASO, TEXAS, 2005-06-07
 JOSEPH, JERRY (DB)
 - BATON ROUGE, LA., 1964-65-66
 JOSEPH, KELVIN (CB)
 - BATON ROUGE, LA., 2018
 JOSEPH, MITCH (TE)
 - NEW BERIA, LA., 2008-09-10-11
 JOSEPH, SAMMY (DB)
 - NEW ORLEANS, LA., 2005-06

K

KAFFIE, LEOPOLD (C)
 - NATCHITOCHES, LA., 1897-98
 KAHLDEN, LARRY (G)
 - WEIMAR, TEXAS, 1956-57-58
 KAISER, BRADLEY (OT)
 - NEW ORLEANS, LA., 1975
 KALIL, EMILE (LT)
 - MCCOMB, MISS., 1952
 KARAPHILLIS, JOHN M. (S)
 - TARPON SPRINGS, FLA., 1976
 KAVANAUGH, KEN, SR. (E)
 - LITTLE ROCK, ARK., 1937-38-39
 - ALL-SEC 1938-39; ALL-AMERICAN 1939
 KAVANAUGH, KEN, JR. (SE)
 - FT. WASHINGTON, PA., 1969-70-71
 KEENE, JAMIE (P)
 - MINERS REST, AUSTRALIA, 2012-13-14-15
 KEIGLEY, GERALD (SB-SE)
 - GREENVILLE, MISS., 1970-71-72
 - ALL-SEC 1972
 KELLER, JOE L. (HB)
 - RESERVE, LA., 1930-31-32
 KELLUM, BILL (E)
 - HAYNESVILLE, LA., 1945
 KELLY, ANGUS H. (E)
 - COLFAX, LA., 1906
 KELLY, CHARLIE (RT)
 - NATCHEZ, MISS., 1951
 KENDRICK, HERBERT (T)
 - HOMER, LA., 1939-40-41
 KENDRICK, ROBERT (BOB) (FB)
 - HOMER, LA., 1939
 KENNEDY, RALPH M. (HB)
 - LOS ANGELES, CALIF., 1901-02-03
 KENNISON, EDDIE (WR)
 - LAKE CHARLES, LA., 1993-94-95
 - ALL-SEC 1995
 KENT, GERRY (CB)
 - JACKSON, MISS., 1966-67-68
 - ALL-SEC 1968
 KENT, JOHN (C)
 - AMITE, LA., 1931-32-33
 KENNON, ROBERT F. (C)
 - MINDEN, LA., 1924
 KESSLER, CHAD (P)
 - LAKE MARY, FLA., 1994-95-96-97
 - ALL-SEC 1995, 1997; ALL-AMERICAN 1997
 - ACADEMIC ALL-AMERICA, 1997
 KESSLER, KRIS (PK)
 - LAKE MARY, FLA., 2001
 KEY, ARDEN (DE)
 - ATLANTA, GA., 2015-16-17
 - ALL-SEC, 2016-17
 KHOURY, ED (BIG ED) (T)
 - LAKE CHARLES, LA., 1929-30-31
 KILLEEN, FRANK H. (CB)
 - NEW ORLEANS, LA., 1982
 KILLEEN, LOGAN (C)
 - MCDADE, LA., 1971-72-73
 KIMBLE, DENNIS J. (S)
 - BATON ROUGE, LA., 1977-78-79
 KINCHEN, AUSTIN (SNP)
 - BATON ROUGE, LA., 2011
 KINCHEN, BRIAN (TE)
 - BATON ROUGE, LA., 1984-85-86-87
 - ALL-SEC 1986-87
 KINCHEN, GARY (C)
 - BATON ROUGE, LA., 1960-61-62
 KINCHEN, GAYNELL (GUS) (E)
 - BATON ROUGE, LA., 1958-59-60
 KINCHEN, TODD (WR)
 - BATON ROUGE, LA., 1989-90-91
 - ALL-SEC 1990-91
 KINER, COREY (RB)
 - CINCINNATI, OHIO, 2021
 KING, BOBBY JOE (DT)
 - SHREVEPORT, LA., 1968-69-70
 KING, LARRY (E)
 - NEW ORLEANS, LA., 1937
 KING, LARRY (FB)
 - LAKE CHARLES, LA., 1955
 KING, MARK (OG)
 - HOUMA, LA., 1992-93-94-95
 KING, SHAWN (OLB)
 - MONROE, LA., 1990-91
 KINGERY, DON (TB)
 - LAKE CHARLES, LA., 1943
 KINGERY, WAYNE (HB)
 - LAKE CHARLES, LA., 1945
 KIPPS, KYLE (TE/DE)
 - LAFAYETTE, LA., 1998-99-00-01
 KIRKLIN, JONTRÉ (CB)
 - LUTCHER, LA., 2017-18-19-20-21
 KITTO, ARMAND (RE)
 - NEW ORLEANS, LA., 1948-49-50
 KITTOK, ERIC D. (DT)
 - NEW ORLEANS, LA., 1982-83
 KIZER, ROLAND C. (CHESTY) (QB)
 - MONTICELLO, ARK., 1922
 KLOCK, ARTHUR E. (G)
 - CHENEYVILLE, LA., 1912-13-14-16
 KLOCK, E. L. (G)
 - CHENEYVILLE, LA., 1902-03-04-05
 KNECHT, JAMES (JIMMY) DOYLE (CB)
 - NATCHITOCHES, LA., 1972-73-74
 - ACADEMIC ALL-AMERICA, 1974
 KNIGHT, ALEX A. (BUTCH) (DE)
 - BATON ROUGE, LA., 1974-75-76
 KNIGHT, GENE (RED) (FB)
 - BOSSIER CITY, LA., 1943-44-45-46
 - ALL-SEC 1945
 KNIGHT, ROY (C)
 - EL DORADO, ARK., 1935

KOBER, JERRY (E)
 - SOUDERTON, PA., 1967-69
 KOCK, DAVID T. (OT)
 - HOUSTON, TEXAS, 1979-80-81
 KONZ, KENNETH (LHB)
 - WEIMAR, TEXAS, 1948-49-50
 - ALL-SEC 1950
 KORTE, STEVEN (FB)
 - MANDEVILLE, LA., 2006
 KOSMAC, ANDREW (QB)
 - PLAINS, PA., 1942-45
 KRAIGHTHORPE, BRAD (QB)
 - TULSA, OKLA., 2014-15
 KREMENTZ, F. B. (FREDDY) (E)
 - BATON ROUGE, LA., 1915-16
 KUALE, E.J. (LB)
 - DAYTONA BEACH, FLA., 2004-05

L
 LABAT, LEROY (HB)
 - LAPLACE, LA., 1951-52
 LABORDE, CHRIS (WR)
 - LAFAYETTE, LA., 2014
 LABRUZZO, JOE (LHB)
 - LOCKPORT, LA., 1963-64-65
 - ALL-SEC 1965
 LACOUTURE, CHRISTIAN (DT)
 - LINCOLN, NEB., 2013-14-15-17
LACY, KYREN (WR)
- THIBODAUX, LA., 2022
 LAFAUCI, TYLER (OG-DT)
 - NEW ORLEANS, LA., 1971-72-73
 - ALL-SEC 1972-73; ALL-AMERICAN 1973
 - ACADEMIC ALL-AMERICA, 1973
 LAFELL, BRANDON (WR)
 - HOUSTON, TEXAS, 2006-07-08-09
 - ALL-SEC 2008
 LAFLEUR, ANDRÉ (PK)
 - LAFAYETTE, LA., 1993-94-95
 LAFLEUR, DAVID (TE)
 - LAKE CHARLES, LA., 1993-94-95-96
 - ALL-SEC 1994-96; ALL-AMERICAN 1996
 LAFLEUR, GREGORY L. (SE)
 - VILLE PLATTE, LA., 1977-79-80
 LALLY, MICHAEL F. (HB)
 - JESSUP, PA., 1908-10
 LAMBERT, JAMES (COOT) (S)
 - CANTON, MISS., 1967-68
 LAMBERT, MYRON (OT)
 - LUTCHER, LA., 1996
 LAMBERT, SAM (FB)
 - BATON ROUGE, LA., 1895-96
 LAND, FRED N. (T)
 - N. LITTLE ROCK, ARK., 1944-45-46-47
 LANDRY, BEN H. (T)
 - LAKE CHARLES, LA., 1929
 LANDRY, DARRON (OG)
 - PONCHATOLA, LA., 1989-90-91-92
 LANDRY, HENRY E. (FB)
 - GARYVILLE, LA., 1899-1900-02
 LANDRY, JARVIS (WR)
 - CONVENT, LA., 2011-12-13
 LANDRY, LARON (FS)
 - AMA, LA., 2003-04-05-06
 - ALL-AMERICAN 2006; ALL-SEC 2005-06
 LANDRY, M. J. (HB)
 - BATON ROUGE, LA., 1945
 LANDRY, WALTER M. (BUD) (G)
 - WESTWEGO, LA., 1921-22
 LANDRY, WILLARD (LHB)
 - BATON ROUGE, LA., 1945-46
 LANE, CLIFTON R. (CLIF) (TE)
 - MONROE, LA., 1976-77-78
 LANE, ROBERT H. (QB-S)
 - MONROE, LA., 1979
 LANG, GENE E. (RB)
 - PASS CHRISTIAN, MISS., 1980-81-82-83
 LANG, JEFF (WR)
 - BENTON, LA., 2014
 LANGAN, JOHN (C)
 - CARBONDALE, ILL., 1957-58-59
 LANGFORD, KEVIN R. (OG)
 - FLORENCE, MISS., 1982-83-84
 LANGLEY, LEROY (HB)
 - JENNINGS, LA., 1932-33
 LANGLEY, TREY (OT/OG)
 - EUNICE, LA., 1997-98-99-00
 LANGLEY, WILLIS (RT)
 - BASILE (OBERLIN), LA., 1962-63
LANGLOS, MATTHEW (DB)
- NEW ROADS, LA., 2021
 LANOUX, PAUL R., III (OT)
 - NEW ORLEANS, LA., 1974-75-76
 LANSING, BILL (RG)
 - MAGNOLIA, MISS., 1950-51-52
 LASUEUR, LEON J. (G)
 - BATON ROUGE, LA., 1902
 LATOUR, BRANDON (LB)
 - BATON ROUGE, LA., 1990
 LAVALAIS, CHAD (DT)
 - MARKSVILLE, LA. 2000-01-02-03
 - ALL-SEC 2002-03; ALL-AMERICAN 2003
 LAVIN, JIM (T)
 - NEW ORLEANS, LA., 1956-57
 LAWRASON, CHARLES M. (E)
 - ST. FRANCISVILLE, LA., 1899
 LAWRENCE, BOB (LT)
 - BRILLIANT, ALA. 1951-52
 LAWRENCE, JEREMY (LB)
 - FERRIDAY, LA., 1999-00-01-02
 LAWRENCE, OLIVER C. (LB)
 - MONROE, LA., 1985-86-87-89

LAWRENCE, RONALD (RASHARD) (DT)
 - MONROE, LA., 2016-17-18-19
 LAWRIE, JOE (QB)
 - ST. PETERSBURG, FLA., 1933-34-35
 LAWSON, JAMIE (RB)
 - RACELAND, LA., 1984-85
 LAWTON, JACK E. JR. (JACKIE) (CB)
 - SULPHUR, LA., 1976-77
 LAY, ANDREW (HB)
 - HOMER, LA., 1944
 LEACH, JOE (E)
 - SHREVEPORT, LA., 1946-47
 LEAKE, SAM (RT)
 - WOODVILLE, MISS., 1953
 LEBEAU, TOMMY (DB)
 - MONROE, LA., 2013-14-15
 LEBLANC, ALLEN (T)
 - NEW IBERIA, LA., 1965-66-67
 LEBLANC, CLARENCE (SS/FS)
 - RIVER RIDGE, LA., 1996-97-98-99
 LEBLANC, DANNY (RHB)
 - LAKE CHARLES, LA., 1962-63-65
 LEBLANC, LYNN (T)
 - CROWLEY, LA., 1957-58-59
 LEBLANC, MAURICE (SB)
 - LAFAYETTE, LA., 1966-67-68
 LEBLANC, TROY (RB)
 - LAFAYETTE, LA., 1989
 LEBLEU, CLAUDE A. (E)
 - LAKE CHARLES, LA., 1929
 LEDBETTER, WILTZ M. (G)
 - SUMMERFIELD, LA., 1895-96
 LEDOUX, JASON (LB)
 - WEST MONROE, LA., 2002-03
 LEDOUX, JIMMY (SE)
 - SULPHUR, LA., 1970-71-72
 LEE, ALVIN (WR)
 - BEAUMONT, TEXAS, 1986-87-88-89
 LEE, DAVID (DE)
 - BASTROP, LA., 1973
 LEE, DEVONTA (WR)
 - FLUKER, LA., 2019-20-21
 LEE, FELIX (BUDDY) (QB)
 - ZACHARY, LA., 1969-70
 LEE, JARRETT (QB)
 - BRENHAM, TEXAS, 2008-09-10-11
 LEE, SOLOMON (FB)
 - BASTROP, LA., 2001
 LEGER, GRANT (LB)
 - METAIRIE, LA. 2015
 LEGGETT, EARL (T)
 - JACKSONVILLE, FLA., 1955-56
 - ALL-SEC 1955
 LEISK, WARDELL (G)
 - SHREVEPORT, LA., 1935-36
 - ALL-SEC 1936
 LEJEUNE, NORMAN (SS)
 - BRUSLY, LA., 1999-00-01-02
 LELEKACS, STEVE (LB)
 - ANGLETON, TEXAS, 1972-73-74
 LEMAK, CHARLES W. (TB)
 - DUQUESNE, PA., 1937
 LEMOINE, HAMPTON T. (TICK) (G)
 - MARKSVILLE, LA., 1899
 LENTON, CLARENCE (SS)
 - MEMPHIS, TENN., 1994-95
 LEONARD, MICHAEL B. (MIKE) (S)
 - SHREVEPORT, LA., 1974-75-76
 LEOPARD, DUANE (C)
 - BATON ROUGE, LA., 1957-58-59
 LESAGE, JOE (QB)
 - HOMER, LA., 1948
 LESLIE, QUANTAVIUS (WR)
 - HOGANSVILLE, GA., 2014
 LESTER, GORDON (T)
 - LOCKHART, TEXAS, 1935-37
 LESUEUR, GEORGE B. (HECK) (FB)
 - BATON ROUGE, LA., 1897-98-99
 LEVINGSTON, LAZARIUS (PEP) (DL)
 - RUSTON, LA., 2007-08-09-10
 LEVY, JULIUS M.
 - EVERGREEN, LA., 1897
 LEWIS, CALEB (QB)
 - LAKELAND, FLA., 2017
 LEWIS, CAMERON (S)
 - MONROE, LA., 2019-20-21
 LEWIS, CHAD (PK)
 - THIBODAUX, LA., 2002
 LEWIS, DAMIEN (OG)
 - CANTON, MISS., 2018-19
 - ALL-AMERICAN, 2019
 LEWIS, FREDIE L. (LB)
 - LAKE CHARLES, LA., 1981-83-84
 LEWIS, JAMES (LS)
 - TYLER, TEXAS, 1943-47-48
 LEWIS, JOHN W. (JOHNNIE) (E)
 - OPELOUSAS, LA., 1920-21
 LEWIS, RON (K)
 - NEW ORLEANS, LA., 1984-85-86-87
 LEWIS, WILLIAM J. (QB-HB)
 - RUSTON, LA., 1894
 LEWIS, WILLIAM S. (BILL) (HB)
 - DERIDDER, LA., 1915-16
 LEWIS, XAVIER (DB)
 - LAPLACE, LA. 2016
 LILLIE, MICHAEL (F-B)
 - RIVER RIDGE, LA., 1999-00
 LINDSEY, CLYDE (E)
 - KILGORE, TEXAS, 1944-45-46
 LINHART, BERND (WR)
 - TOWSON, MD., 1995
 LIPKIS, BERNIE (C-E)
 - NEW ORLEANS, LA., 1939-40-41
 - ALL-SEC 1941
 LITTLE, DESMOND (DE)
 - PRICHARD, ALA., 2021-22

LIVINGS, NATE (OL)
 - LAKE CHARLES, LA., 2003-04-05
 LOBDELL, W. Y. (BILL) (QB)
 - BATON ROUGE, LA., 1932-33
 LOFLIN, JIM (E)
 - NEW ORLEANS, LA., 1946-47
 LOFTIN, BILLY (T)
 - DERIDDER, LA., 1967-68
 LOFTON, ANDY (WR)
 - HAMMOND, LA., 1988-89
 LOGAN, BENNIE (DT)
 - COUSHATTA, LA., 2010-11-12
 LOGAN, GLEN (DE)
 - DESTREHAN, LA., 2017-18-19-20-21
 LONERGAN, PATRICK M. (PAT) (OG)
 - NEW ORLEANS, LA., 1978
 LONERGAN, PATRICK (P.J.) (OL)
 - NEW ORLEANS, LA., 2009-10-11-12
 LOSTON, CRAIG (S)
 - HOUSTON, TEXAS, 2010-11-12-13
 LOTT, BOBBY (E)
 - TEXARKANA, ARK., 1956
 LOTT, TOMMY (G)
 - TEXARKANA, ARK., 1957-58-59
 LOUP, CHAD (QB)
 - BATON ROUGE, LA., 1990-91-92-93
 LOUIS, LAMAR (LB)
 - BREAUW BRIDGE, LA., 2012-13-14-15
 LOUSTALOT, ALBERT L. (HB)
 - FRANKLIN, LA., 1903
 LOUSTALOT, MATTHEW L. (MATT) (C)
 - FRANKLIN, LA., 1923
 LOUVIERE, COLE (OL/DL)
 - RIVER RIDGE, LA., 2007
 LOUVIERE, WILLIAM H. (CHICK) (C)
 - HOUMA, LA., 1914
 LUKE, RORY (OL)
 - BEAUMONT, TEXAS, 2018
 LUKER, J. B. (E)
 - ALEXANDRIA, LA., 1928-29-30
 LUMPKIN, MARK (PK)
 - LAKE CHARLES, LA., 1968-69-70
 - ALL-SEC 1969
 LYLE, JIM (EGG) (LE)
 - EL DORADO, ARK., 1948-49-50
 LYLE, MEL (E)
 - EL DORADO, ARK., 1946-47-48-49
 - ALL-SEC 1949
 LYLES, WILLIAM M. (BUFFALO) (T)
 - LEESVILLE, LA., 1904-07
 LYONS, FREDERICK G. (QB)
 - NEW ORLEANS, LA., 1893
 LYONS, PAT (QB)
 - MIDLAND, TEXAS, 1975-76-77
 LYONS, PAUL (QB)
 - MIDLAND, TEXAS, 1970-71-72

M
 MACKEY, GUY (SE)
 - LAKE CHARLES, LA., 1983
 MACLACHLAN, MAC (OL)
 - KINER, LA., 2003
 MACLIN, JUSTIN (DE)
 - MEMPHIS, TENN., 2014
 MADDEN, BRYAN (OT)
 - INDIANAPOLIS, IND., 1991-92
 MAGEE, ADRIAN (OL)
 - FRANKLINTON, LA., 2016-17-18-19
 MAGEE, ROGIE (WR)
 - BOGALUSA, LA., 1984-85-86-87
 MAGEE, TERENCE (WR)
 - FRANKLINTON, LA., 2012-13-14
 MAGGIORE, ERNEST (LT)
 - NORCO, LA., 1963-64-65
 MAHFOUZ, ROBERT P. (QB)
 - LAFAYETTE, LA., 1979-80
 MAHTOOK, MICHAEL A. (ILB)
 - LAFAYETTE, LA., 1982
 MAHTOOK, ROBERT A., JR. (LB)
 - LAFAYETTE, LA., 1978-79
 MALAGARIE, JOHN (DT)
 - SHALIMAR, FLA., 1993
 MALANCON, RYDELL J. (LB)
 - VACHERIE, LA., 1980-81-82-83
 MALBROUGH, DARREN (LB)
 - METAIRIE, LA., 1984-86-87
MALBRUE, PRINCETON (DE)
- CAIRENCRO, LA., 2022
 MALONE, JIM (G-T)
 - REFORM, ALA., 1930-31-32
 MALONE, KARL (K.J.) (OL)
 - RUSTON, LA., 2014-15-16-17
 MALTEPIRI, JOE (DB)
 - CHESTER, VA., 2009
 MAMOUDIS, CHARLES G. (CHUCK) (F)
 - CHESAPEAKE, VA., 1974-75
 MANGHAM, MICKEY (E)
 - KENSINGTON, MD., 1958-59-60
 - ALL-SEC 1959
 - ACADEMIC ALL-AMERICA, 1959
 MANGIN, AUGUST (RB)
 - LEWISVILLE, TEXAS, 2008-09
 MANTON, RONNIE (G)
 - BROOKHAVEN, MISS., 1965-66-67
 MARCHAND, JERRY (LHB)
 - BATON ROUGE, LA., 1952-53
 MARES, STEVE (WR)
 - SANTA ROSA, CALIF., 2004
 MARIK, MICHAEL (SNP)
 - PLAQUEMINE, LA., 1990-91
 MARSHALL, ANTHONY (S)
 - MOBILE, ALA., 1990-91-93
 MARSHALL, LEONARD A. (DT)
 - FRANKLIN, LA., 1979-80-81-82

MARSHALL, TERRACE JR. (WR)
 - BOSSIER CITY, LA., 2018-19-20
 MARTIN, ANDY (OT)
 - DERIDDER, LA., 1988-89-90-91
 MARTIN, C. Y. (G)
 - BOWIE, LA., 1910
 MARTIN, CURTIS (SE)
 - GOLDEN MEADOW, LA., 1969
 MARTIN, ERIC W. (SE)
 - VAN VLECK, TEXAS, 1981-82-83-84
 - ALL-SEC 1983-84; ALL-AMERICAN 1983
 MARTIN, G. H. (G)
 - CROWLEY, LA., 1914
 MARTIN, JACKIE (FB)
 - HAYNESVILLE, LA., 1950
 MARTIN, RONALD (DB)
 - WHITE CASTLE, LA., 2011-12-13-14
 MARTIN, SAMMY (TB)
 - NEW ORLEANS, LA., 1984-85-86-87
 MARTIN, SCI (DE)
 - NEW ORLEANS, LA. 2016
 MARTIN, STEVE (DT-OG)
 - HOUSTON, TEXAS, 1968-70
 MARTIN, WADE O. (SKINNY) (E)
 - ARNAUDVILLE, LA., 1902-03-04
MARTINEZ, MARLON (OL)
- FORT LAUDERDALE, FLA., 2020-21-22
 MASHBURN, JACK (TE)
 - MANDEVILLE, LA., 2020-21-22
 MASON, C. C. (CHARLIE) (QB)
 - SHREVEPORT, LA., 1926-27-28
 MASTERS, BILLY (E-SB)
 - OLLA, LA., 1964-65-66
 MATHERNE, DUREL (QB)
 - LUTCHER, LA., 1958-59
 MATHIEU, TYRANN (CB)
 - NEW ORLEANS, LA., 2010-11
 - ALL-AMERICAN 2011; ALL-SEC, 2011
 MATLOCK, OSCAR (RG)
 - SHREVEPORT, LA., 1936
 MATTE, FRANK (SB)
 - JENNINGS, LA., 1966-67-68
 MATTHEWS, LAWRENCE R. (TUBBO) (FB)
 - ST. FRANCISVILLE, LA., 1922-23
 MATTHEWS, ROSHAUN (DE/OLB)
 - BATON ROUGE, LA., 1997-98
 MAUCK, MATT (QB)
 - JASPER, IND., 2001-02-03
 - ACADEMIC ALL-AMERICA, 2003
 MAWAE, JOHN (NG)
 - LEESVILLE, LA., 1992
 MAWAE, KEVIN (OT/OG/C)
 - LEESVILLE, LA., 1990-91-92-93
 - ALL-SEC 1992
 MAXWELL, PHILIP (LB)
 - SHREVEPORT, LA., 2004
 MAY, BILL (QB-FB)
 - EL DORADO, ARK., 1934-35-36
 MAY, WILLIAM J. (JON) (DT)
 - HOMER, LA., 1977
 MAY, JOE (HB)
 - SHREVEPORT, LA., 1954-55-56
 MAYES, ADRIAN (DB/LB)
 - KINDER, LA., 2003
 MACLIN, JUSTIN (DE)
 - MEMPHIS, TENN., 2014
 MADDEN, BRYAN (OT)
 - INDIANAPOLIS, IND., 1991-92
 MAGEE, ADRIAN (OL)
 - FRANKLINTON, LA., 2016-17-18-19
 MAGEE, ROGIE (WR)
 - BOGALUSA, LA., 1984-85-86-87
 MAGEE, TERENCE (WR)
 - FRANKLINTON, LA., 2012-13-14
 MAGGIORE, ERNEST (LT)
 - NORCO, LA., 1963-64-65
 MAHFOUZ, ROBERT P. (QB)
 - LAFAYETTE, LA., 1979-80
 MAHTOOK, MICHAEL A. (ILB)
 - LAFAYETTE, LA., 1982
 MAHTOOK, ROBERT A., JR. (LB)
 - LAFAYETTE, LA., 1978-79
 MALAGARIE, JOHN (DT)
 - SHALIMAR, FLA., 1993
 MALANCON, RYDELL J. (LB)
 - VACHERIE, LA., 1980-81-82-83
 MALBROUGH, DARREN (LB)
 - METAIRIE, LA., 1984-86-87
MALBRUE, PRINCETON (DE)
- CAIRENCRO, LA., 2022
 MALONE, JIM (G-T)
 - REFORM, ALA., 1930-31-32
 MALONE, KARL (K.J.) (OL)
 - RUSTON, LA., 2014-15-16-17
 MALTEPIRI, JOE (DB)
 - CHESTER, VA., 2009
 MAMOUDIS, CHARLES G. (CHUCK) (F)
 - CHESAPEAKE, VA., 1974-75
 MANGHAM, MICKEY (E)
 - KENSINGTON, MD., 1958-59-60
 - ALL-SEC 1959
 - ACADEMIC ALL-AMERICA, 1959
 MANGIN, AUGUST (RB)
 - LEWISVILLE, TEXAS, 2008-09
 MANTON, RONNIE (G)
 - BROOKHAVEN, MISS., 1965-66-67
 MARCHAND, JERRY (LHB)
 - BATON ROUGE, LA., 1952-53
 MARES, STEVE (WR)
 - SANTA ROSA, CALIF., 2004
 MARIK, MICHAEL (SNP)
 - PLAQUEMINE, LA., 1990-91
 MARSHALL, ANTHONY (S)
 - MOBILE, ALA., 1990-91-93
 MARSHALL, LEONARD A. (DT)
 - FRANKLIN, LA., 1979-80-81-82

MCDUFF, CHAS, H. (OT)
 - BATON ROUGE, LA., 1978-79
 MCFARLAND, ANTHONY (DT/NG)
 - WINNSBORO, LA., 1995-96-97-98
 - ALL-SEC 1996-98; ALL-AMERICAN 1998
 MCFARLAND, REGGIE A. (HB)
 - BATON ROUGE, LA., 1919-20-21-22
 MCFERRIN, SHERMAN S. (MACK) (G)
 - PLEASANT HILL, LA., 1929
 MCGHEE, DAMARIUS (DB)
 - PENSACOLA, FLA., 2021
 MCGILL, TERRELL (OL)
 - MIAMI, FLA., 2003-04-05
 MCHENRY, BARNEY G. (MAC) (T)
 - MONROE, LA., 1910-11
 MCINGVALE, RALPH C. (OT)
 - DALLAS, TEXAS, 1977
 MCGLOTHERN, DWIGHT (CB)
 - HOUSTON, TEXAS 2002-21
 MCKINNEY, BILLY (HB)
 - JACKSON, TENN., 1939-41
 MCKINNEY, JIM (QB)
 - BOGALUSA, LA., 1939
 MCLEOD, JAMES (E)
 - LAUREL, MISS., 1941-42-47
 MCLEOD, RALPH (OL)
 - BEAUMONT, TEXAS, 1950-51-52
 MCMANUS, JOSH (WR)
 - NEW ORLEANS, LA., 2006-07
 MCMATH, RACEY (TE) (WR)
 - NEW ORLEANS, LA., 2018-19-20
 MCNAIR, DAN (OG)
 - MONROE, LA., 1973
 MCNEESE, OSWALD W. (E)
 - LAKE CHARLES, LA., 1900-01
 MCSHERRY, ROBERT (LB)
 - MONROE, LA., 1967-68
 MEALEY, RONDELL (TB)
 - DESTREHAN, LA., 1996-97-98-99
 MELANCON, KEITH (OL)
 - HAHNVILLE, LA., 1984-85-86
 MENETRE, RALPH (LHB)
 - COVINGTON, LA., 1945
 MERCER, JOHN (RHB)
 - BOSSIER CITY, LA., 1961-62
 MERO, PERSHING (JOE) (CB)
 - NEW ORLEANS, LA., 1990-91
 MESSA, RENE A. (FB)
 - SANTIAGO, CUBA, 1904-05
 MESSINA, JAKE (G)
 - PORT ARTHUR, TEXAS, 1937-38-39
 MESTAYER, OTTO (E)
 - NEW IBERIA, LA., 1914
 METTENBERGER, ZACH (QB)
 - WATKINSVILLE, GA., 2011-12-13
 MEULLION, DEVANTE (FB)
 - SEATTLE, WASH., 2014
 MICHAELSON, FRED (MG-T)
 - FOLEY, ALA., 1967-68-69
 MICHAELSON, JULIUS (JAY) (TE/K)
 - FOLEY, ALA., 1969-70-71
 - ALL-SEC 1971
 - ACADEMIC ALL-AMERICA, 1971
 MICHEL, BRANDON (MLB/LB)
 - LUTCHER, LA., 1994-97
 MICIOTTO, CHARLES (BINKS) (DE)
 - LAFAYETTE, LA., 1971-72-73
 - ALL-SEC 1973
 MICKAL, ABE (HB)
 - MCCOMB, MISS., 1933-34-35
 - ALL-SEC 1934-35
 MIDDLETON, ERIC (LB)
 - CORSICANA, TEXAS, 1988
 MIHALICH, JOHN (MICKY) (E)
 - LORAIN, OHIO, 1934-35-36
 MILES, RYAN (P)
 - ST. AMANT, LA., 2001
 MILEY, MIKE (QB)
 - METAIRIE, LA., 1972-73
 MILLER, ARNOLD (DE)
 - NEW ORLEANS, LA., 1995-96-97-98
 MILLER, BEN R. (E)
 - SHREVEPORT, LA., 1923-24-25
 MILLER, BLAKE (OG/C)
 - ALEXANDRIA, LA., 1987-88-89-90
 - ALL-SEC 1990
 MILLER, CHARLES (CHIP) (DT)
 - NEW ORLEANS, LA., 1972-73
 MILLER, DALE (FB)
 - FRANKLINTON, LA., 1971
 MILLER, FRED (RT)
 - HOMER, LA., 1960-61-62
 - ALL-SEC 1962; ALL-AMERICAN 1962
 MILLER, HERD (T-G)
 - SPRINGFIELD, LA., 1943-44-45-46
 MILLER, MARK (SE)
 - FAIRFAX, VA., 1994
 MILLER, NATE (DT)
 - TUSCALOOSA, ALA., 1991-92-93-94
 MILLER, PAUL (LT)
 - BATON ROUGE, LA., 1950-52-53
 MILLER, ROBERT (DT)
 - HATTIESBURG, MISS., 1993-94
 MILLER, RYAN (C)
 - LAKE CHARLES, LA., 2006-07-08
 MILLER, WILLIE (G)
 - MINDEN, LA., 1940-41-42
 MILLET, WALTER (CB)
 - PASADENA, TEXAS, 1973
 MILLICAN, SAMUEL (BUDDY) (DE)
 - BATON ROUGE, LA., 1968-69-70
 MILLS, JALEN (CB)
 - DESOTO, LA., 2012-13-14-15
 - ALL-AMERICAN 2015
 MILNER, GUY (COTTON) (HB)
 - ALEXANDRIA, LA., 1936-37-38

MINALDI, THAD (FB/SB/LB)
 - LAKE CHARLES, LA., 1975-76-77-78
 MINGO, BARKEVIUS (DE)
 - WEST MONROE, LA., 2010-11-12
 MINTER, KEVIN (LB)
 - SUWANEE, GA., 2010-11-12
 - ALL-AMERICA, 2012; ALL-SEC, 2012
 MISTRETTA, ALBERT (T)
 - COVINGTON, LA., 1943
 MITCHELL, CHRIS (WR)
 - MARRERO, LA., 2006-07-08-09
 MITCHELL, GEORGE (GEE) (G)
 - RAYVILLE, LA., 1932-33
 MITCHELL, JARED (WR)
 - NEW IBERIA, LA., 2006-07-08
 MITCHELL, JIM (E)
 - BATON ROUGE, LA., 1952-53-56
 MITCHELL, JOHNNY (DT)
 - MARRERO, LA., 1996-97-98-99
 MITCHELL, KAREEM (DE)
 - MOSS POINT, MISS., 1999-00
 MITCHELL, MICHAEL (PK)
 - SHREVEPORT, LA., 1999
 MIXON, KENNY (DE/DT)
 - PINEVILLE, LA., 1994-95-97
 MIXON, NEIL (HB)
 - AMITE, LA., 1931-32-33
 MOBLEY, LARRY (RE)
 - BATON ROUGE, LA., 1952-54
 MOBLEY, T. R. (RAY) (G-C)
 - COUSHATTA, LA., 1913-14
 MODICUT, JOSEPH (LG)
 - BATON ROUGE, LA., 1951-52
 MOFFITT, AARON (TE)
 - BATON ROUGE, LA., 2019
 MONGET, GAYLE (C)
 - BATON ROUGE, LA., 1937-38-39
 MONROE, ERIC (S)
 - HOUSTON, TEXAS, 2017-19
 MONSOUR, ELI (MIKE) (E)
 - SHREVEPORT, LA., 1927
 MONTGOMERY, SAM (DE)
 - GREENWOOD, S.C., 2010-11-12
 - ALL-AMERICAN 2011; ALL-SEC, 2011-12
 MONTGOMERY, WILLIAM (FB)
 - MURPHYSBORO, ILL., 1942-43-45
 MONTZ, MICHAEL C. (RB)
 - LUTCHER, LA., 1980-81-82
 MOOCK, CHRIS (QB)
 - GREENWELL SPRINGS, LA., 1988-89-90
 MOORE, CHARLES (E)
 - CHATTANOOGA, TENN., 1964-65
 MOORE, CHARLES F. (SB)
 - PLAQUEMINE, LA., 1964-65
 MOORE, D. HAYWOOD (G-T)
 - JONESBORO, LA., 1928-29-31
 MOORE, FRANK E. (SPECKS) (E)
 - DOUGLAS, ARIZ., 1932-33-34
 MOORE, JOHN DAVID (TE/FB)
 - RUSTON, LA., 2014-15-16-17
 - ACADEMIC ALL-AMERICA, 2017
 MOORE, KOY (WR)
 - KENNER, LA., 2020-21
 MOORE, SEAN B. (LB)
 - POPLAR BLUFF, MO., 1981-82
 MOORE, TRAVEZ (DE)
 - BASTROP, LA., 2019
 MOREAU, DOUG (LB)
 - BATON ROUGE, LA., 1963-64-65
 - ALL-SEC 1964; ALL-AMERICAN 1965
 MOREAU, FOSTER (TE)
 - NEW ORLEANS, LA., 2015-16-17-18
 MOREAU, KENNETH R. (BOBBY) (QB/LB/K)
 - ALEXANDRIA, LA., 1975-76-77
 MOREHAM, WALTER (LB)
 - HOUSTON, TEXAS, 1999-00-01
 MOREL, TOMMY (SE)
 - NEW ORLEANS, LA., 1966-67-68
 MORGAN, JOHN (DT/NG)
 - RAYNE, LA., 1989-90-91-92
 MORGAN, MIKE (RE)
 - NATCHEZ, MISS., 1961-62-63
 MORGAN, PAUL C. (FB-HB)
 - ELBA, ALA., 1927
 MORGAN, SAM R. (T)
 - ELBA, ALA., 1924-25-26
 MORRIS, JOHN E. (T)
 - WEST MONROE, LA., 1895
 MORTIMER, EUGENE H. (HB)
 - LAUREL, MISS., 1900
 MORTON, ARTHUR (SLICK) (HB-TB)
 - TALLULAH, LA., 1935-36-37
 MOSES, PHIL (C)
 - SULPHUR, LA., 1972-73-74
 MOSES, TRAVIS (DB)
 - GONZALES, LA., 2000-01
 MOSS, THADDEUS (TE)
 - CHARLOTTE, N.C., 2019
 MOSS, TONY (WR)
 - BOSSIER CITY, LA., 1986-87-88-89
 - ALL-SEC 1988-89
 MOUTON, BRYKIETHON (FB)
 - LAFAYETTE, LA., 2015-16
 MOUTON, CLAYTON (DT)
 - BEAUMONT, TEXAS, 1989-90-91-92
 MULLER, J. C. (HB)
 - WASHINGTON, LA., 1904-05
 MULLINS, WILLIAM B. (E)
 - SIMSBORO, LA., 1894
 MUNCIE, LUKE (LB)
 - KLEIN, TEXAS, 2010-11
 MUNDINGER, ADAM G. (ADDIE) (T)
 - BATON ROUGE, LA., 1900-01-02
 MURLA, MIKE (LB)
 - NEW ORLEANS, LA., 1986-87-88-89

MURPHREE, JERRY D. (TB)
 - BRIMMINGHAM, ALA., 1977-78-79
 MURPHY, RICHARD (RB)
 - RAYVILLE, LA., 2007-08-10
 MURPHY, SAMMY (RE)
 - BAKER, LA., 1952-53-54
 MURRAY, KEITH E. (P)
 - THEODORE, ALA., 1985
 MURRAY, PHIL (OT)
 - FRANKLINTON, LA., 1970-71-72
 MYERS, JEREL (WR)
 - HOUSTON, TEXAS, 1999-00-01-02
 MYLES, JESSE J. (TB)
 - GRAY, LA., 1979-80-81-82
 MYLES, LONNY (SE)
 - FRANKLINTON, LA., 1967-68
 MYRICK, BASIL (LE)
 - EL DORADO, ARK., 1936

N
NABERS, MALIK (WR)
-YOUNGVILLE, LA., 2021-22
 NAGATA, JOE (HB)
 - EUNICE, LA., 1942-43
 NAGLE, JOHN (CB)
 - GLOSTER, MISS., 1969-70-71
 NALL, CRAIG (QB)
 - ALEXANDRIA, LA., 1998-99
 NEAL, LEWIS (LB/DE)
 - WILSON, N.C., 2013-14-15-16
 NEALY, WRENDALL (RE)
 - HOMER, LA., 1951-52
 NECK, TOMMY (HB)
 - MARKSVILLE, LA., 1959-60-61
 NEIGHBORS, CONNOR (FB)
 - HUNTSVILLE, ALA., 2012-13-14
 NELKEN, WILLIAM
 - NATCHITOCHE, LA., 1894
 NELSON, MANSON (G)
 - FERRIDAY, LA., 1958-59
 NELSON, ROBERT J.
 - MONROE, LA., 1894
 NEPHEW, TONY (ILB)
 - WILLIS, TEXAS, 1983
 NESOM, GUY W. (T)
 - TICKFAW, LA., 1926-27-28
 NETHERLY, MANNIE (CB)
 - CROSBY, TEXAS, 2018
 NEUBAUER, DAVID (OL)
 - BATON ROUGE, LA., 2002
 NEUMANN, DANNY (E)
 - TALLULAH, LA., 1961-62-63
 NEUMANN, LEONARD (TB)
 - TALLULAH, LA., 1964-65-66
 NEVILS, AB (T)
 - LAKE CHARLES, LA., 1931-32-33
 NEVIS, DRAKE (DT)
 - MARRERO, LA., 2007-08-09-10
 - ALL-SEC 2010; ALL-AMERICAN 2010
 NEWELL, EDWARD T. J.
 - ST. JOSEPH, LA., 1894
 NEWELL, JORDAN (WR)
 - HOMER, LA., 2010
 NEWFIELD, KENNY (FB)
 - NEW ORLEANS, LA., 1966-67-68
 NICAR, RANDY (OL)
 - MORGAN CITY, LA., 1971
 NICHOLSON, GORDON B. (HB)
 - BATON ROUGE, LA., 1894-95-96-97
 NICOLO, SAL (HB)
 - SAUGUS, MASS., 1952-54
 NISWANGER, RUDY (OL)
 - MONROE, LA., 2002-03-04-05
 - ACADEMIC ALL-AMERICA, 2004-05
 NIXON, JONATHAN (DE)
 - NORTH LITTLE ROCK, ARK., 2010
 NOBLETT, OREN H. (BABE) (G)
 - DENHAM SPRINGS, LA., 1904-05-07-08
 NOONAN, JAMES (DT)
 - NEW ORLEANS, LA., 1976
 NORFLEET, FRED (FB)
 - MEMPHIS, TENN., 1969

NORMAN, CORREN (RB)
- LAFAYETTE, LA., 2020-21
 NORRIS, CRAIG (DE)
 - CICERO, N.Y., 1988
 NORSWORTHY, BILL (DB)
 - WEST MONROE, LA., 1968-69-70
 NORTHERN, GABE (OLB/DE)
 - BATON ROUGE, LA., 1992-93-94-95
 - ALL-SEC 1994-95
 NORWOOD, DON (E)
 - BATON ROUGE, LA., 1957-58-59
 NORWOOD, RALPH E. (OT)
 - NEW ORLEANS, LA., 1985-86-87-88
 - ALL-SEC 1988
 /NOWLIN, BRANDON (FB)
 - BATON ROUGE, LA., 2003
 NUNNERY, R. B. (RT)
 - SUMMIT, MISS., 1954-55

NUSSMEIER, GARRETT (QB)
- LAKE CHARLES, LA., 2021*, 22

O'CALLAGHAN, JOE (HB)
 - SUMMERVILLE, MASS., 1952
 ODOM, SAMMY JOE (LB)
 - MINDEN, LA., 1961
 O'DONNELL, JOE (HB)
 - OVETT, MISS., 1940
 O'DOWD, MARK (LB)
 - CORAL GABLES, FLA., 1997
 OGDEN, DON G. (QB)
 - BATON ROUGE, LA., 1929-30
 O'HAIR, JACOB (SNP)
 - RANCHO CUCAMONGA, CALIF., 2006-07
 O'JULARI, B.J. (LB)
 - MARIETTA, GA., 2020-21-22
 - ALL-SEC, 2022
 OLIVER, GEORGE (RT)
 - LITTLE ROCK, ARK., 1952
 OLIVER, L. A. (E)
 - LAFAYETTE, LA., 1901
 OLIVER, MELVIN (DE)
 - OPELIKA, ALA., 2002-03-04-05
 O'NEAL, RYAN (LB)
 - NEW ORLEANS, LA., 1999-00-01-02
 O'QUIN, ARTHUR (MICKY) (E)
 - SHREVEPORT, LA., 1914-15-16-17
 O'QUIN, LEON (QB)
 - NATCHITOCHE, LA., 1914
 OSBORNE, CLARENCE (DT)
 - BATON ROUGE, LA., 1983-84
 OSTROM, MICHAEL (WR)
 - BATON ROUGE, LA., 2018
 O'TOOLE, SHANE (S)
 - OKLAHOMA CITY, OKLA., 1999
 OUSTALET, JIMMY (C)
 - LAKE ARTHUR, LA., 1972-73-75
 OWENS, DARYL W. (WR)
 - BEAUMONT, TEXAS, 1985
 OWENS, RICHARD (RICK) (LB)
 - HOMER, LA., 1967-68-69

P
 PACK, JAMAL (TE)
 - MARRERO, LA., 1996-97-98-99
 PACKNETT, ROBERT (OT)
 - NEW ORLEANS, LA., 1987-88-89
 PALMER, TREY (WR)
 - KENTWOOD, LA., 2019-20-21
 PARDO, DIEGO (QB)
 - PANAMA, 1944
 PARIS, ED (CB)
 - NEW ORLEANS, LA., 2014-15-16-18
 PARIS, TED (C)
 - LEEVILLE, LA., 1954-55-56
 PARKER, ELICE (RB)
 - ZACHARY, LA., 2000-01
 PARKER, ENOS (T)
 - MOBILE, ALA., 1953-54-55-56
 PARKER, JAMES C. (CLAY) (KS)
 - GRAYSON, LA., 1982-83-84
 PARNHAM, SPENCER (T)
 - HAWTHORNE, N.J., 1945
 PARSONS, THOMAS (FB)
 - CANYON LAKE, TEXAS, 2009
 PATTERSON, MICHAEL (MJ) (LB)
 - WINNFIELD, LA., 2017
 PAYNE, SPENCER (OL)
 - CASTROVILLE, TEXAS, "2021
 PEEBLES, LEO (LES) (HB)
 - SHREVEPORT, LA., 1928-29
 PEGUES, GARY (SE/CB)
 - FORT WALTON, FLA., 1991-92-93-94
 PEGUES, WILLIAM T. (OL)
 - MANSFIELD, LA., 1900

PENN III, GREG (LB)
- BALTIMORE, MD., 2021-22
 PERCY, CHAILLE (FB)
 - BATON ROUGE, LA., 1968-69
 PERE, RALPH (LT)
 - LAROSE, LA., 1961-62-63

PERKINS JR., HAROLD (LB)
- NEW ORLEANS, LA., 2022
- ALL-SEC FIRST TEAM 2022
 PERRET, KRIS (TE/DT/SNP)
 - BATON ROUGE, LA., 1995-96
 PERRILLOUX, RYAN (QB)
 - LAPLACE, LA., 2007
 PERRY, ADAM (OG)
 - COVINGTON, LA., 1994-95-96-97
 PERRY, BOYD (LB)
 - ORANGE, TEXAS, 1970-71
 PETERMAN, STEPHEN (DE/OG)
 - WAVELAND, MISS., 2000-01-02-03
 - ALL-SEC 2002-03; ALL-AMERICAN 2003
 PETERSON, DAVE (LB)
 - BRISTOL, FLA., 2001
 PETERSON, DEANGELO (WR/TE)
 - NEW ORLEANS, LA., 2008-09-10-11
 PETERSON, PATRICK (CB)
 - POMPANO BEACH, FLA., 2008-09-10
 - ALL-SEC 2010; ALL-AMERICAN 2010
 PETTAWAY, CHRIS (OG/OT)
 - MIAMI, FLA., 1989
 PETTIGREW, JAMAL (TE)
 - NEW ORLEANS, LA., 2017-19
 PETTY, GANT (SNP)
 - BATON ROUGE, LA., 2003-04-05
 PEVEY, CHARLES (QB)
 - JACKSON, MISS., 1946-47-48-49
 PHARIS, MIKE (C)
 - SHREVEPORT, LA., 1965-66
 PHELPS, JOE R. (POLLY) (QB)
 - SHREVEPORT, LA., 1927

PHILLIPS, DARRELL P. (NG)
 - FRANKLIN, LA., 1983-86-87-88
 - ALL-SEC 1987-88
 PHILLIPS, IVAN J. (DT)
 - NEW ORLEANS, LA., 1977-78-79
 PHILLIPS, JACOB (LB)
 - NASHVILLE, TENN., 2017-18-19
 PHILLIPS, MARTY (DT)
 - BATON ROUGE, LA., 1973-74
 PHILLIPS, TERRY (DT/OL)
 - HOUSTON, TEXAS 2000-01
 PICKETT, GARLAND (E)
 - TEMPLE, TEXAS, 1933
 PICOU, RICHARD (LB)
 - GONZALES, LA., 1969-70-71
 PIERCE, DWAYNE (OG)
 - NEW ORLEANS, LA., 1998-00-01
 PIERCE, SPIKE (DB)
 - BATON ROUGE, LA., 1965
 PIERSON, JAMES (DB)
 - NEW ORLEANS, LA., 1984-85-86-87
 PIKE, MIKE (S)
 - METAIRIE, LA., 1973-74-75
 PILLOW, DUDLEY (E)
 - GREENWOOD, MISS., 1939-40
 PILLOW, WALTER (TE)
 - GREENWOOD, MISS., 1963-64-65
 - BILOXI, MISS., 1950
 PITCHER, JAMES E. (JIM) (HB)
 - HAMMOND, LA., 1917
 PITCHER, WILLIAM (HB)
 - HAMMOND, LA., 1922-23-24
 PITTMAN, ALBERT (G)
 - NEW ORLEANS, LA., 1944
 PITTMAN, CHASE (DE)
 - SHREVEPORT, LA., 2005-06
 PITTMAN, J. S. (BIG PITT) (G)
 - LAKE PROVIDENCE, LA., 1914-15
 PITTMAN, CHRISTIAN (LB)
 - NEW ORLEANS, LA., 2015
 PITTMAN, KIRSTON (DE)
 - GARYVILLE, LA., 2003-04-07-08
 PITTMAN, PAUL (T)
 - HOT SPRINGS, ARK., 1937
 PLANCHARD, DOUG (C-TE)
 - BATON ROUGE, LA., 2003-04-05-06
 PLATOU, R. (HB)
 - BROOKLYN, N.Y., 1915
 PLEASANT, RUFFIN G. (QB)
 - FARMERVILLE, LA., 1893
 POCIC, ETHAN (OL)
 - LEMONT, ILL., 2013-14-15-16
 - ALL-AMERICAN 2016; ALL-SEC, 2016
 POLLOCK, WILLIAM M. (JUDGE) (T)
 - BERNICE, LA., 1908-09-10
 POLOZOLA, PETER (OL)
 - BATON ROUGE, LA., 1943
 POLOZOLA, STEVE (CB)
 - BATON ROUGE, LA., 1967-68-69
 POOLE, BRAD (WR)
 - LAFAYETTE, LA., 1997
 POPE, DEREK (FB)
 - NEW ORLEANS, LA., 1990-91
 PORTA, RAY (COON) (QB)
 - BATON ROUGE, LA., 1948
 PORTER, ELLIOTT (OL)
 - WAGGAMAN, LA., 2012-13-14
 PORTER, TRACY R. (SB)
 - BATON ROUGE, LA., 1979-80
 POTTER, RAY (T)
 - PEABODY, MASS., 1949-50-51
 POTTS, JOHN H. (E)
 - BATON ROUGE, LA., 1910
 POWELL, DOUG (QB)
 - HOUSTON, TEXAS, 1984-85-86
 POWELL, R. H. (BOB) (T)
 - GUITMAN, LA., 1929-30-31
 POWELL, TOMMY (RT)
 - BOGALUSA, LA., 1963-64-65
 PRATHER, TREY (QB)
 - SHREVEPORT, LA., 1966
 PRATT, GEORGE K. (T)
 - NEW ORLEANS, LA., 1899
 PRATT, JOEL M. (E)
 - BATON ROUGE, LA., 1893
 PRESCOTT, AARON (RT)
 - WASHINGTON, LA., 1893
 PRESCOTT, DICKIE (HB)
 - ST. FRANCISVILLE, LA., 1951-52-54
 PRESCOTT, WILLIS B. (FB)
 - WASHINGTON, LA., 1893-94
 PRESSBURG, JOEL W. (G)
 - BATON ROUGE, LA., 1929-30
 PRICE, MARCUS (OT)
 - PORT ARTHUR, TEXAS, 1991-92-93-94
 PRICE, T. J. (HB)
 - ALEXANDRIA, LA., 1939
 PRICKETT, GREG (DE)
 - HOUSTON, TEXAS, 1975-76
 PRUDE, RONNIE (CB)
 - SHREVEPORT, LA., 2002-03-04-05
 PRUDHOMME, REMI (LG)
 - OPELOUSAS, LA., 1962-63-64
 - ALL-SEC 1963; ALL-AMERICAN 1964
 PULLETT, IKE (DT)
 - BATON ROUGE, LA., 1992-93
 PURVIS, DON (SCOOTER) (HB)
 - CRYSTAL SPRINGS, MISS., 1957-58-59

Q

QUEEN, PATRICK (LB)
 - LIVONIA, LA., 2017-18-19
 QUINN, MARCUS (SB-SS)
 - NEW ORLEANS, LA., 1977-78-79-80
 QUINN, TREY (WR)
 - LAKE CHARLES, LA., 2014
 QUINTELA, MIKE (SE)
 - PORT ARTHUR, TEXAS, 1975-76-77-78
 QUIRK, LEWIS A. W. (T)
 - WASHINGTON, LA., 1894-95

R

RABB, CARLOS C. (DRT)
 - FERRIDAY, LA., 1966-67-68
 RABB, WARREN (QB)
 - BATON ROUGE, LA., 1957-58-59
 - ALL-SEC 1958
 RABENHORST, OSCAR D. (DUDLEY) (QB)
 - BATON ROUGE, LA., 1921-22
 RACINE, FRANK (S)
 - SHREVEPORT, LA., 1971-72-73
 RADECKER, GARY (OG)
 - NEW ORLEANS, LA., 1975-77-78
 RAIFORD, ALBERT (ROCK) (DT-OG)
 - DESTREHAN, LA., 1972-73-74-75
RAMOS, DAMIAN (K), 2022
 RANDALL, MARCUS (QB)
 - BATON ROUGE, LA., 2002-03-04
 RANDLE, RUEBEN (WR)
 - BASTROP, LA., 2009-10-11
 - ALL-SEC, 2011
 RASCO, JERMAURIA (DL)
 - SHREVEPORT, LA., 2011-12-13-14
 RATHJEN, CRAIG (FB)
 - HOUSTON, TEXAS, 1983-84-85-86
 RAY, EDDIE (FB)
 - VICKSBURG, MISS., 1967-68-69
 - ALL-SEC 1969
 RAY, SCOTT (WR)
 - BATON ROUGE, LA., 1990-91-92-93
 RAYMOND, COREY (CB/S)
 - NEW IBERIA, LA., 1988-89-90-91
 RAYMOND, GREGORY P. (OT)
 - METAIRIE, LA., 1979-80
 READING, STEVE (OL)
 - BELLE CHASE, LA., 1990
 REAGAN, C. R. (JERRY) (HB)
 - JACKSON, LA., 1915
 REBSAMEN, PAUL (QB)
 - EUDORA, ARK., 1955
 REDHEAD, J. A. (T)
 - VICKSBURG, MISS., 1901
 REDING, JOE (LT-G)
 - BOSSIER CITY, LA., 1966-67-68
 REED, J. T. (ROCK) (HB)
 - HAYNESVILLE, LA., 1934-35-36
 REED, JOSH (TB/WR)
 - RAYNE, LA., 1999-00-01
 - ALL-SEC 2001; ALL-AMERICAN 2001
 REED, RODNEY (OG/OT)
 - WEST MONROE, LA., 2000-01-02-03
 - ACADEMIC ALL-AMERICA, 2001-02-03
 REEDY, FRANK (T)
 - BATON ROUGE, LA., 1929
 REEVES, W. A. (DOBIE) (HB)
 - LAKE CHARLES, LA., 1928-29-30
 REHAGE, STEVE (CB)
 - METAIRIE, LA., 1983-84-85-86
 REID, ALFRED J. (ALF) (FB)
 - LAKE CHARLES, LA., 1912-13-14-15
 REID, ERIC (DB)
 - GEISMAR, LA., 2010-11-12
 - ALL-AMERICA, 2012; ALL-SEC, 2012
 REID, JOSEPH (JOE) (C)
 - MERIDIAN, MISS., 1948-49-50
 REILY, CHARLES S. (T)
 - CLINTON, LA., 1910-11-12
 RENFROE, JOHN C. (CHERRY) (HB)
 - SAN ANTONIO, TEXAS, 1927
 RENFROE, JOHN C. (QB)
 - SAN DIEGO, CAL., 1929-30
 RENFROE, OLIN (HB)
 - FT. MYERS, FLA., 1956
 REYNOLDS, GERALD (JERRY) (LG)
 - BATON ROUGE, LA., 1947-48
 REYNOLDS, M. C. (QB)
 - MANSFIELD, LA., 1955-56
 RHODES, H. J. (G)
 - VICKSBURG, MISS., 1900-01-02
 RICE, GEORGE (T)
 - BATON ROUGE, LA., 1963-64-65
 - ALL-SEC 1965; ALL-AMERICAN 1965
 RICE, NICK (LB)
 - COPPELL, TEXAS, 2012
 RICE, R.E. (RED) (C)
 - WEST PLAINS, MO., 1915-16
 RICE, ROBERT (T)
 - LAKE CHARLES, LA., 1962
 RICH, CHRISTOPHER J. (CHRIS) (OT)
 - SAN ANTONIO, TEXAS, 1976-77-78
 RICHARDS, BOBBY (T)
 - OAK RIDGE, TENN., 1960-61
 RICHARDSON, ALBERT J., III (LB)
 - BATON ROUGE, LA., 1979-80-82
 - ALL-SEC 1980-83; ALL-AMERICAN 1982
 RICHARDSON, COLBY (DB)
 - NEW ORLEANS, LA., 2022
 RICHARDSON, LYMAN (FB)
 - SHREVEPORT, LA., 1940-41-42
 RICHEY, WADE (PK)
 - CARENCRO, LA., 1994-95-96-97

RICHMOND, DILTON (E)
 - NACOGDOCHES, TEXAS 1941-42-46
 RICHTER, DAVID (OG)
 - OPELOUSAS, LA., 1987
 RICKS, ELI (CB)
 - RANCHO CUCAMONGA, CALIF., 2020-21
 - ALL-AMERICAN, 2020
 RICKS, MICHAEL (LB)
 - AMITE, LA., 2006
 RIDLEY, STEVAN (FB/RB)
 - NATCHEZ, MISS., 2008-09-10
 - ALL-SEC 2010
 RILEY, DUKE (LB)
 - BURAS, LA., 2013-14-15-16
 - ELLENWOOD, GA., 2006-07-08-09
 RINAUDO, MARTIN (B)
 - NEW ROADS, LA., 1943
 RIPPLE, STEVE (LB)
 - METAIRIE, LA., 1975-76-77
 RISHER, ALAN D. (QB)
 - SLIDELL, LA., 1980-81-82
 - ALL-SEC 1982
 - ACADEMIC ALL-AMERICA, 1982
 RITTINER, CHRIS M. (SB)
 - NEW ORLEANS, LA., 1976
 RIVERO, V. VICTOR (HB-E)
 - MONTEREY, MEX., 1904
 RIVERS, STEPHEN (QB)
 - ATHENS, ALA., 2012
 ROANE, JAMES A. (RG)
 - VIENNA, LA., 1893
 ROBERT, JEFF (PK)
 - NEW ORLEANS, LA., 1994
 ROBERTS, HENRY LEE (HB)
 - NORTH LITTLE ROCK, ARK., 1958
 ROBERTS, MARCUS (DL)
 - BATON ROUGE, LA., 2016
 ROBERTSON, ARCHIE ED (FB)
 - PLAQUEMINE, LA., 1896
 ROBICHAUX, AL (T)
 - TAFT, LA., 1951-52-53
 ROBICHAUX, MIKE (E)
 - RACELAND, LA., 1965-66
 - ALL-SEC 1966
 ROBINSON, DEMETRI (TE)
 - LAKE CITY, FLA., 2002-03
 ROBINSON, DWIGHT (DB)
 - PONCHATOLA, LA., 1961-62-63
 ROBINSON, JOHNNY (HB)
 - BATON ROUGE, LA., 1957-58-59
 - ALL-SEC 1958
 ROBINSON, RASHARD (CB)
 - POMPANO BEACH, FLA., 2013
 ROBINSON, REGGIE (WR)
 - SHREVEPORT, LA., 1998-99-00-02
 ROBISKIE, TERRY (RB-TB)
 - LUCY, LA., 1973-74-75-76
 - ALL-SEC 1976
 ROCA, JUAN (PK)
 - METAIRIE, LA., 1972-73-74
 RODRIGUE, J. C. (FRIDAY) (HB-FB)
 - DUBOIN, LA., 1915-16
 RODRIGUE, RUFFIN, SR. (C)
 - THIBODAUX, LA., 1962-63-64
 RODRIGUE, RUFFIN, JR. (OG)
 - THIBODAUX, LA., 1986-87-88-89
 - ALL-SEC 1988
 RODDY, CALEB (TE)
 - DENHAM SPRINGS, LA. 2016
 ROGER, DON (LB)
 - GARLAND, TEXAS, 1972-73-74
 ROGERS, PAT (ILB)
 - SHREVEPORT, LA., 1993-94-95-96
 ROGERS, STEVE (TB-RB)
 - RUSTON, LA., 1972-73-74
 ROHM, CHARLES (PINKY) (HB)
 - NEW ORLEANS, LA., 1935-36-37
 - ALL-SEC 1937
 ROMAIN, RICHARD (FL)
 - GRETNA, LA., 1973-74
 ROMAN, MARK (FS)
 - NEW IBERIA, LA., 1996-97-98-99
 - ALL-SEC 1998
 ROSENTHAL, DARE (OT)
 - CLAYTON, LA., 2019-20
 ROSHTO, JAMES (JIMMY) (HB)
 - BATON ROUGE, LA., 1949-50-51
 - ALL-SEC 1951
 ROSS, GEORGE (LB)
 - LAKE CHARLES, LA., 1975
 ROUSSELL, TERRY (NG)
 - LUTCHER, LA., 1983
 ROUSSOS, GEORGE (G)
 - SANTA ANA, CAL., 1949-50
 ROWAN, ELWYN (RIP) (FB)
 - MEMPHIS, TENN., 1944
 ROY, JAQUELIN (DL)
 - BATON ROUGE, LA., 2020-21-22
ROY, SLADE (LS)
- CHARLOTTE, N.C., 2022
 ROYAL, ROBERT (F-B) (TE)
 - NEW ORLEANS, LA., 1998-99-00-01
 - ALL-SEC 2000
 RUCKER, JONATHAN (LB)
 - PONCHATOLA, LA., 2015-16-17
 RUKAS, JUSTIN (RUKE) (T)
 - GARY, IND., 1933-34-35
 - ALL-SEC 1934-35
 RUSH, GORDY (DB)
 - GRETNA, LA., 1988-89-90
 RUSSELL, JAMARCUS (QB)
 - MOBILE, ALA., 2004-05-06
 - ALL-SEC 2006
 RUSSELL, RANDY (OT)
 - WEST MONROE, LA., 1971-72

RUSSELL, TONY (G)
 - TALLULAH, LA., 1967-68-69
 RUSSIAN, ALEX (SNP)
 - ROUND ROCK, TEXAS, 2011
 RUTLAND, JAMES (PEPPER) (LB)
 - BATON ROUGE, LA., 1970-71-72
 RUTLEDGE, D. H. (DON) (E)
 - ROBELINE, LA., 1917
 RYAN, MIKE (DB)
 - MOORINGSPOUT, LA., 1967
RYAN, SAGE (DB)
- LAFAYETTE, LA., 2021*-22
 RYAN, WARREN (PAT) (G-T)
 - NEW ORLEANS, LA., 1908-09
 RYDER, ROBERT (RED) (OT)
 - ALEXANDRIA, LA., 1968-69
 RYES, JARVUS (LB)
 - LOREAUVILLE, LA., 2004

S
 SAGE, JOHN (T)
 - HOUSTON, TEXAS, 1968-69-70
 - ALL-SEC 1970
 SAIA, S. J. (LB)
 - BATON ROUGE, LA., 1975-76
 ST. DIZIER, ROGER V. (BLUE) (E-G)
 - NEW ROADS, LA., 1916-17
 ST. JULIEN, RYAN (CB)
 - ST. MARTINVILLE, LA., 2009-10
 SALASSI, JOHN R. (G)
 - FRENCH SETTLEMENT, LA., 1894-95-96
 SALE, ROB (OG/C)
 - MONROE, LA. 2000-01-02
 SAMPAH, ANTOINE (LB)
 - WOODBRIDGE, VA., 2020
 SANCHEZ, A. C. (G)
 - SANTA LUCIA, CUBA, 1914
 SANCHO, RON (OLB)
 - AVONDALE, LA., 1985-86-87-88
 - ALL-SEC 1987-88
 SANDERS, AL (APPLE) (C)
 - BATON ROUGE, LA., 1945-56
 SANDERS, ALLEN (FB)
 - BELLE CHASSE, LA., 1994
 SANDERS, JAMES W. (C)
 - FRANKLIN, LA., 1895
 SANDERS, LUKE (LB)
 - WEST MONROE, LA., 2005-06-07
 SANDIFER, DAN (HB)
 - SHREVEPORT, LA., 1944-45-46-47
 SANDOLPH, JERWINICK (S)
 - BOUTTE, LA., 2012
 SANDRAS, JULES (T)
 - SANFORD, LA., 1956
 SANFORD, JAMES (JIM) (T)
 - COVINGTON, LA., 1951-52
 SANFORD, JOSEPH H. (QB)
 - BATON ROUGE, LA., 1901
 SAUCIER, JEFF (PK)
 - NEW ORLEANS, LA., 1991
 SAULSBERRY, DERRICK (WR)
 - THIBODAUX, LA., 1986
 SAVAGE, JAKORI (OL)
 - BAY MINETTE, ALA., 2017-18-19
 SAVOIE, NICKY (TE)
 - CUT OFF, LA., 1995-96
 SCAVO, CHARLES (LB)
 - CARBONDALE, PA., 1988
 SCHEXNAIDRE, MERLE (FB)
 - HOUMA, LA., 1958-59
 SCHEYD, TIGER (QB)
 - MIRAMAR BEACH, FLA., 2018
 SCHNEIDER, EDWARD D. (PETE) (LG)
 - LAKE PROVIDENCE, LA., 1920
 SCHNEIDER, FREDERICK H. (G)
 - LAKE PROVIDENCE, LA., 1894-95-96
 SCHNEIDER, F. H. (TEDDY) (G)
 - LAKE PROVIDENCE, LA., 1929-30
 SCHOENBERGER, GEORGE C. (E)
 - BURAS, LA., 1893-96
 SCHROLL, BILL (FB)
 - ALEXANDRIA, LA., 1943-46-47-48
 SCHROLL, CHARLES (C)
 - ALEXANDRIA, LA., 1946
 SCHWAB, DON (FB)
 - THIBODAUX, LA., 1963-64-65
 SCHWALB, GERALD (JERRY) (G)
 - BATON ROUGE, LA., 1954-57
 SCHWING, IVAN H. (QB)
 - LAKE CHARLES, LA., 1899-1900
 SCOFIELD, DALE (QB)
 - RIVER RIDGE, LA., 1992
 SCOTT, CHARLES (RB)
 - SALINE, LA., 2006-07-08-09
 - ALL-SEC 2008
 SCOTT, EDWIN A. (NED) (T-L)
 - WILSON, LA., 1985-96-97
 - ALL-SEC 1981
 - KINGSTON, LA., 1893-94
 SCOTT, MALCOLM M. (TE)
 - NEW ORLEANS, LA., 1979-80-81-82
 - ALL-SEC 1981
 SCREEN, PAT (QB)
 - NEW ORLEANS, LA., 1963-64-65
 SCULLY, DON (G)
 - ST. PETERSBURG, FLA., 1955-56
 SEAGO, ERNEST (SON) (FB)
 - TEMPLE, TEXAS, 1933-34-35
 SEAMSTER, SAMMY (FB)
 - MINDEN, LA., 1990-91-92
 SEBASTIAN, JAMES A. (HB-E)
 - SPRING RIDGE, LA., 1901
 SEIP, JOHN J. (E)
 - ALLENTOWN, PA., 1907-08-09-10

SESSIONS, WAYNE (SE)
 - SPRINGHILL, LA., 1965-66
 SETTERS, ROSS (OT)
 - MEMPHIS, MO., 1990-91-92-93
 SHANAHAN, LIAM (C)
 - MARLBOROUGH, MASS., 2020-21
 SHARP, JERMAINE (TB)
 - MONROE, LA., 1994
 SHARP, LINDEN E. (C)
 - BATON ROUGE, LA., 1902
 SHAW, ELTON (G)
 - KENTWOOD, LA., 1952
 SHAW, GREG (OT)
 - HIALEAH, FLA., 2010-11
 SHEALY, JEREMY (DB)
 - LAFAYETTE, LA., 2002
 SHEEHY, BILLY (E)
 - MOBILE, ALA., 1956
 SHELVIN, TYLER (NT)
 - LAFAYETTE, LA., 2018-19
 SHEPARD, RUSSELL (QB/WR)
 - HOUSTON, TEXAS, 2009-10-11-12
 SHEPPARD, KELVIN (LB)
 - STONE MOUNTAIN, GA., 2007-08-09-10
 - ALL-SEC 2010
 SHERBURNE, THOMAS L. (G)
 - BATON ROUGE, LA., 1897-98
 SHIRER, JOE (HB)
 - NEW ORLEANS, LA., 1950-51
 SHOAF, JAMES (JIM) (T)
 - GREENSBURG, PA., 1948-49-50
 SHOREY, ALLEN (TB)
 - RUSTON, LA., 1969-70-71
 SHORTS, TREMOND (OL)
 - HAMPTON, GA., 2022
 SHURTZ, HUBERT (T)
 - PINCKNEYVILLE, ILL., 1946-47
 SIBLEY, LLEWELLYN R. (LEW) (DE)
 - LONGVIEW, TEXAS, 1974-75-76-77
 - ALL-SEC 1976
 SIGREST, ED (E)
 - BOGALUSA, LA., 1944-45
 SIMES, ASHFORD (HB)
 - HOUSTON, TEXAS, 1938-39
 SIMMERS, TURNER (OL)
 - PRAIRIEVILLE, LA., 2018
 SIMMONS, CHARLES (T)
 - MOSS POINT, MISS., 1962-64
 SIMMONS, KELLY (FB)
 - HOUSTON, TEXAS, 1975-76-77
 SIMMONS, RAY (HB)
 - EL DORADO, ARK., 1952
 SIMNIGHT, RONNIE (DT/OT)
 - OCEAN SPRINGS, MISS., 1990-91-92-93
 SIMON, PHILLIP (OT)
 - ST. MARTINVILLE, LA., 1991-92
 SIMON, THAROLD (DB)
 - EUNICE, LA., 2010-11-12
 SKIDMORE, CLAUDE (SKID) (QB)
 - WINCHESTER, TENN., 1931-32
 SKIDMORE, JIM (BIG SKID) (T)
 - WINCHESTER, TENN., 1930-31-32
 SKINNER, ANTHONY (F-B)
 - PATTERSON, LA., 1997
 SKINNER, QUENTIN (LS)
 - BUFORD, GA., 2020-21
 SLAUGHTER, WILLIAM S. (E)
 - PORT HUDSON, LA., 1894-95-96-97-98
 SMALL, JARED (LB)
 - BATON ROUGE, LA., 2019-20-22
 SMALLING, BRAD (OT)
 - WEST MONROE, LA., 1999-00-01
 SMEDES, WILLIAM C. (C)
 - VICKSBURG, MISS., 1893-94
 SMITH, BENNY (GUNBOAT) (E)
 - BOSSIER CITY, LA., 1919
 SMITH, BILLY (E)
 - RUSTON, LA., 1955-56-57
 SMITH, BRANDON (P)
 - BATON ROUGE, LA., 1998
 SMITH, CARLTON (LB)
 - HOUSTON, TEXAS, 2019-20
 SMITH, CHARLES, (LB)
 - NEW ORLEANS, LA., 1996-97-98-99
 SMITH, CHARLIE (C)
 - EL DORADO, ARK., 1950-51
 SMITH, CLARENCE I. (HB)
 - ALBION, MICH., 1905-06-08
 SMITH, DAVID C. (SB)
 - NATCHEZ, MISS., 1976
 SMITH, DEION (WR)
 - JACKSON, MISS., 2021
 SMITH, DESEAN (TE)
 - LAKE CHARLES, LA., 2013-14-15-16
 SMITH, ERIC (WR)
 - VERO BEACH, FLA., 1994
 SMITH, GLENN (TB)
 - NEW ORLEANS, LA., 1967-68
 SMITH, GUY (LE)
 - MARSHALL, TEXAS, 1952
 SMITH, JOHN HUGH (G)
 - SHREVEPORT, LA., 1936-37-38
 SMITH, LANCE (OT)
 - KANNAPOLIS, N.C., 1981-82-83-84
 - ALL-SEC 1982-84; ALL-AMERICAN 1984
SMITH, MAASON (DL)
- HOUMA, LA., 2021
 SMITH, MICHAEL (OL)
 - KILLEEN, TEXAS, 2019
 SMITH, OLIVER (CB)
 - NEW ORLEANS, LA. 2000
 SMITH, ROBERT (OL)
 - BOSSIER CITY, LA., 2006-07

SMITH, ROBERT C. (OT)
 - CLEVELAND, OHIO, 1981
 SMITH, ROLLIS (E)
 - DUBACH, LA., 1944
 SMITH, SAIVION (CB)
 - ST. PETERSBURG, FLA. 2016
 SMITH, SPENCER L. (OG)
 - BATON ROUGE, LA., 1976-77-78
 SMITH, THIELEN (LB)
 - METAIRIE, LA., 1973-74-75
 SMITH, TOM (FB)
 - ALEXANDRIA, LA., 1929-30-31
 SMITH, TOMMY (LB)
 - BROOKHAVEN, MISS., 1970
 SMITH, V. E. (BOB) (HB)
 - ALBION, MICH., 1905-08
 SMOOT, RAYMOND (OT)
 - LEESVILLE, LA., 1990-92
 SMOOTHERS, JASON (TE/OG)
 - DESTREHAN, LA., 1991-94
 SNYDER, ROB (TE)
 - CLEVELAND, OHIO 2015
 SNYDER, JOHN E. (TEXAS) (QB)
 - GEORGETOWN, TEXAS, 1894-95
 SOARES, FRED (LB)
 - SANTA ANA, CAL., 1990
 SOEFKER, BUDDY (HB)
 - MEMPHIS, TENN., 1961-62-63
 SOILEAU, DANNY L. (FB)
 - ELTON, LA., 1977-78-79
 SOWELL, CLAUDE (HB)
 - CROWVILLE, LA., 1926
 SPADONI, JASON (RB-LB)
 - KENNER, LA., 2002-04-05-06
 SPARACINO, BRYAN (QB)
 - DENHAM SPRINGS, LA., 1996-97
 SPEARS, MARCUS (TE/DE)
 - BATON ROUGE, LA., 2001-02-03-04
 - ALL-AMERICA, 2004; ALL-SEC 2003-04
 SPEARS, MARKETH (ILB/FB)
 - ZACHARY, LA., 1995-96-97-98
 SPENCE, RAY (T)
 - SHREVEPORT, LA., 1956-57
 SPENCER, CURTIS (HB)
 - GROVE, LA., 1925
 SPENCER, FLOYD W. (E)
 - GROVE, LA., 1912-13
 SPENCER, FRITZ L. (C)
 - GROVE, LA., 1919-20-21
 SPENCER, GEORGE B. (G)
 - GROVE, LA., 1911-13-14
 SPENCER, HUGH FRANK (T-G-C)
 - GROVE, LA., 1916-17
 SPERIER, JOSEPH (RB)
 - COVINGTON, LA., 1988
 STAFFORD, DAVID GROVE (HB-FB)
 - ALEXANDRIA, LA., 1919
 STAFFORD, PRESTON
 - BATON ROUGE, LA., 2021
 STAGG, JACK (LB)
 - EUNICE, LA., 1943-44
 STAGGS, JOHN (S)
 - TEXAS CITY, TEXAS, 1970-71-72
 STAMPLEY, JAMES (FB)
 - BAKER, LA., 2009-10-11
 STANFORD, JOHN T.
 - BATON ROUGE, LA., 1898-99
 STANBERRY, ALLEN (ILB)
 - BATON ROUGE, LA., 1993-94-95-96
 STANTON, EDWARD J. (OT)
 - FRIENDSWOOD, TEXAS, 1977-78
 STAPLES, DUNCAN P.
 - ALEXANDRIA, LA., 1894-97
 STAPLES, JAKE (FB)
 - CALHOUN, LA., 1937-38-39
 STARNIS, ROMAN (OG)
 - BATON ROUGE, LA., 1994
 STAUDINGER, LOUIS P. (QB)
 - NEW ORLEANS, LA., 1904
 STANTON, WILLIAM D. (JUDGE) (C)
 - KEATACHE, LA., 1903-04
 STEELE, JOHN E. (PUG) (T)
 - YADKIN VALLEY, N.C., 1921-23-24-25
 STELL, J. H. (JABBO) (HB)
 - SHREVEPORT, LA., 1937-38
 STELLY, BRANDON (TE/FB)
 - OPELOUSAS, LA., 1992-93-94
 STELTZ, CRAIG (DB)
 - NEW ORLEANS, LA., 2005-06-07
 - ALL-AMERICAN 2007; ALL-SEC 2007
 STELTZ, KEVIN (FB)
 - NEW ORLEANS, LA., 2003-04-05
 STEPHENS, HAROLD (LB)
 - BATON ROUGE, LA., 1966-67-68
 STEPTEAU, MIKE (CB)
 - SAN ANTONIO, TEXAS, 1992
 STEVENS, ED (HB-QB)
 - PICAYUNE, MISS., 1930-31
 STEVENS, JACOBY (WR/S)
 - MURFREESBORO, TENN., 2017-18-19-20
 STEVENS, NORMAN G. (STEVIE) (HB)
 - PICAYUNE, MISS., 1922-23-24-25
 STEVENS, NORMAN (QB)
 - PICAYUNE, MISS., 1950-51-52
 STEVENSON, MARIO (DB)
 - MEMPHIS, TENN.
 STEWART, CARNELL (OT)
 - RIVER RIDGE, LA., 2006-07
 STEWART, MARVIN (MOOSE) (C)
 - PICAYUNE, MISS., 1934-35-36
 - ALL-SEC 1936; ALL-AMERICAN 1935-36
 STINGLEY, DEKE JR. (CB)
 - BATON ROUGE, LA., 2019-20-21
 - ALL-AMERICAN 2019-20; ALL-SEC 2019-20

STINSON, DON (HB)
 - SHREVEPORT, LA., 1954-55
 STOBBER, BILL (E)
 - ROCKFORD, OHIO, 1967-68-69
 STOKES, LOGAN (TE)
 - MUSCLE SHOALS, ALA., 2013-14
 STOKLEY, NELSON (QB)
 - CROWLEY, LA., 1965-66-67
 STONECIPHER, WADE (E)
 - HAYNESVILLE, LA., 1939
 STORZ, NICK (TE)
 - BROOKLYN, N.Y., 2020-22
 STOVALL, HEFLEY H. (HANK) (QB)
 - DODSON, LA., 1927-28
 STOVALL, JERRY (HB)
 - WEST MONROE, LA., 1960-61-62
 - ALL-SEC 1961-62; ALL-AMERICAN 1962
 STOVALL, LLOYD J. (C)
 - DODSON, LA., 1932-33-34
 STOVALL, ROBERT L. (STRAUSS) (C)
 - DODSON, LA., 1906-07-08-09
 STOVALL, ROWSON R. (HB)
 - DODSON, LA., 1907-08-09
 STRANGE, CHARLES (BO) (T)
 - BATON ROUGE, LA., 1958-59-60
 - ALL-SEC 1958-59-60
 - ACADEMIC ALL-AMERICA, 1960
 STRANGE, CLARENE (POP) (T)
 - EL DORADO, ARK., 1935-36
 STRANGE, DAVID (G)
 - BATON ROUGE, LA., 1963-64-65
 STREETE, JON (LB)
 - LAKE CHARLES, LA., 1974-75-76
 - ALL-SEC 1976
 STREETE, STEVE (OG-OT)
 - LAKE CHARLES, LA., 1971-72
 STRICKLAND, TOM (OT)
 - HOUSTON, TEXAS, 1972-73
 STRINGFIELD, CLIFF (QB)
 - BOGALUSA, LA., 1951-52-53
 STRONG, NOVENTQUE (LB)
 - FOREST, MISS., 2021
 STROTHER, HOWARD (T)
 - BATON ROUGE, LA., 1945-48
 STROUP, ANDY (WR)
 - LAPLACE, LA., 1999
 STUART, CHARLES (OT)
 - STERLINGTON, LA., 1969-70-71
 STUART, ROY J. (OG)
 - JACKSON, MISS., 1974-75-76
 STUMPH, JOHN C. (SHORTY) (G)
 - NEW ORLEANS, LA., 1926
 STUPKA, FRANK (T)
 - BOGALUSA, LA., 1934-35
 STUPKA, MIKE (G)
 - BOGALUSA, LA., 1958-59
 SUAREZ, PEDRO (PK)
 - HIALEAH, FLA., 1989-90-91-92
 SULLIVAN, STEPHEN (WR)
 - DONALDSONVILLE, LA., 2016-17-18-19
 SULLIVAN, TRE' (DB)
 - DONALDSONVILLE, LA., 2014
 SULLIVAN, WALTER (SULLY) (HB)
 - HAZELHURST, MISS., 1932-33-34
 SUTAIN, BRANDON (DB)
 - BATON ROUGE, LA., 2016
 SUTTON, MIKE (DE)
 - NEW ORLEANS, LA., 1996-97
 SWAN, ROOVELROE (OLB)
 - SHREVEPORT, LA., 1990-91-92
 SWANSON, A. E. (NIP) (E-T)
 - QUITMAN, LA., 1926-27-28
 SWANSON, ARTHUR L. (RED) (G-FB-T)
 - QUITMAN, LA., 1923-24-25
 SYKES, GENE (E)
 - COVINGTON, LA., 1960-61-62

T
 TABER, CASEY (QB/WR/F-B)
 - SCHULENBURG, TEXAS, 1995-96-97
 TALBOT, EDWARD L. (HB)
 - NAPOLÉONVILLE, LA., 1912
 TALLEY, JIM (C)
 - HOUSTON, TEXAS, 1941-42
 TARASOVIC, GEORGE (C)
 - BRIDGEPORT, CONN., 1951
 - ALL-SEC 1951; ALL-AMERICAN 1951
 TAYLOR, BRANDON (S)
 - FRANKLINTON, LA., 2008-09-10-11
 TAYLOR, CURTIS (DB)
 - FRANKLINTON, LA., 2005-06-07-08
 TAYLOR, JHYRYN (WR)
 - FRANKLINTON, LA., 2009
 TAYLOR, JIMMY (FB)
 - BATON ROUGE, LA., 1956-57
 - ALL-SEC 1957; ALL-AMERICAN 1957
 TAYLOR, JIMMY (CB)
 - SHREVEPORT, LA., 1994
 TAYLOR, KOLE (TE)
 - GRAND JUNCTION, CO., 2020-21-22
TAYLOR, MASON (TE), 2022
 TAYLOR, TYLER (LB)
 - BUFORD, GA., 2017
 TEAL, WILLIE, JR. (CB)
 - TEXARKANA, TEXAS, 1976-77-78-79
 - ALL-SEC 1978-79
 TEUHEMA, MAEA (OL)
 - KELLER, TEXAS, 2015-16
 TEUHEMA, SIONE (DL)
 - KELLER, TEXAS, 2014
 TEXADA, JAMES C. (G-T)
 - ALEXANDRIA, LA., 1906

THIBODEAUX, CHESTER B. (BENJY) (DT)
 - RAYNE, LA., 1977-78-79-80
 - ALL-SEC 1979
 - ACADEMIC ALL-AMERICA, 1980
 THIBODEAUX, ROBERT (DT)
 - RIVER RIDGE, LA., 1992-93
 THOMAS, ARTHUR J. (TOMMY) (G)
 - BATON ROUGE, LA., 1908-09-10-11
 THOMAS, ALVIN J. (CB)
 - DONALDSONVILLE, LA., 1979-80-81-82
 THOMAS, DWAYNE (DB)
 - NEW ORLEANS, LA., 2013-14-15-16
 THOMAS, HENRY (DT)
 - HOUSTON, TEXAS, 1983-84-85-86
 - ALL-SEC 1986
 THOMAS, JUSTIN (DE)
 - SPANISH FORT, ALA., 2018-19
 THOMAS, KARDELL (OL)
 - BATON ROUGE, LA., 2021
 THOMAS, LIONEL (FS/SS)
 - OPELOUSAS, LA., 1998-99-00-01
 THOMAS, QUENTIN (DT)
 - BREAUX BRIDGE, LA., 2013-14-15
 THOMAS, STANLEY (DT)
 - MARSHALL, TEXAS, 1990-91
THOMAS, JR., BRIAN
- WALKER, LA., 2021-22
 THOMASON, BILL (LB)
 - SULPHUR, LA., 1967-68-69
 THOMASSIE, RYAN (OG)
 - GALLIANO, LA., 1995-96-97-98
 THOMPSON, COREY (S-LB)
 - MISSOURI CITY, TEXAS, 2012-13-15-17
 THOMPSON, KYLE (DB)
 - MONROE, LA., 2002
 THOMPSON, LEON (TE)
 - SHREVEPORT, LA., 1973
 THOMPSON, STEVE (FB)
 - WINNSBORO, LA., 1956
 THORNALL, BILL (C)
 - METECHIN, N.J., 1942
 THORNTON, RAHSSAN (RAY) (LB)
 - KILLEEN, TEXAS, 2017-18-19-20
 THORNTON, SAM B. (T-G)
 - PITKIN, LA., 1922-23
 THYMES, DERRICK (WR)
 - MARINGUIN, LA., 1994
 TILLY, L. R. (E)
 - ST. MARTINVILLE, LA., 1909
 TINSLEY, GAYNELL (GUS) (E)
 - HOMER, LA., 1934-35-36
 - ALL-SEC 1935-36; ALL-AMERICAN 1935-36
 TINSLEY, JESS D. (T)
 - HAYNESVILLE, LA., 1926-27-28
 TISDALE, CHARLES H. (HB)
 - NEW ORLEANS, LA., 1893
 TITTLE, BILLY (MGR)
 - NEW ORLEANS, LA., 1976
 TITTLE, Y. A. (QB-HB)
 - MARSHALL, TEXAS, 1944-45-46-47
 - ALL-SEC 1946-47
 TOCZYLOSKI, EDWARD (QB) 1940
 TOEFIELD, LABRANDON (TB)
 - INDEPENDENCE, LA., 2000-01-02
 - ALL-SEC 2001
 TOLBERT, TYKE (WR)
 - CONROE, TEXAS, 1988-90
 TOLES, JORDAN (S)
 - BALTIMORE, MD., 2020-21
 TOLER, JACK
 - BAKER, LA., 1943-44
 TOLIVER, KEVIN II (CB)
 - JACKSONVILLE, FLA., 2015-16-17
 TOLIVER, TERENCE (WR)
 - HOUSTON, TEXAS, 2007-08-09-10
 TOLLIVER, CHRIS (WR)
 - RAYVILLE, LA., 2010
 TOMLINSON, TODD (P)
 - MIAMI, FLA., 1986
 TOMS, RANDY (TE)
 - HODGE, LA., 1969-70
 TOOMER, ROBERT (FB/TB)
 - SYLVESTER, GA., 1992-93-94-95
 TORRANCE, JACK (BABY JACK) (G-T-C)
 - OAK GROVE LA., 1931-32-33
 - ALL-SEC 1933
 TOTH, ZOLLIE (FB)
 - POCAHONTAS, VA., 1945-47-48-49
 - ALL-SEC 1949
 TOWNSEND, CODY (OL)
 - MARRERO, LA., 2015
 TRACY, COLE (PK)
 - CAMARILLO, CALIF., 2018
 - ALL-SEC 2018
 TRAORE, BADARA (OT)
 - HYDE PARK, MASS., 2018-19
 TRAPANI, FELIX (G)
 - DONALDSONVILLE, LA., 1943-45
 - ALL-SEC 1945
 TRICHE, PHILLIP J. (LB)
 - METAIRIE, LA., 1975-76-77
 TRICHEL, WALTER S. (FB)
 - NATCHITOCHE, LA., 1893
 TRIMBLE, CARL OTIS (QB-SB)
 - TALLULAH, LA., 1974-75-76
 TROSCLAIR, MILTON (T)
 - THIBODAUX, LA., 1962-63-64
 TRUAX, BILL (E)
 - NEW ORLEANS, LA., 1961-62-63
 - ALL-SEC 1963; ALL-AMERICAN 1963
 TRUAX, CHRIS (OG)
 - RICHARDSON, TEXAS, 1988-89-90-91
 TUCKER, TIM (NG)
 - MERAUX, LA., 1987

TULLIER, DAMIEN (DT)
 - NEW ORLEANS, LA., 1996
 TULLOS, EARL R. (T)
 - BOGALUSA, LA., 1943-44-45-46
 TULLY, THOMAS N. (OG)
 - BATON ROUGE, LA., 1979-80-81
 TUMINELLO, JOE (E)
 - BROOKHAVEN, MISS., 1952-53-54-55
 - ALL-SEC 1954-55
TURNER, CHARLES (OL)
- CANTON, OHIO, 2020-21-22
 TURNER, J. MICHAEL (MIKE) (LB-OG)
 - SHREVEPORT, LA., 1978-79-80-82
 TURNER, JIM (G)
 - BATON ROUGE, LA., 1962-63
 TURNER, LIONEL (LB)
 - WALKER, LA., 2002-03-04
 TURNER, NATHAN (DT)
 - FARMERVILLE, LA., 1998
 TURNER, TOM (DT/OT)
 - BASTROP, LA., 1992-93-94-95
 TURNER, TRAI (OL)
 - NEW ORLEANS, LA., 2012-13
 TURNER, WIN (QB)
 - BATON ROUGE, LA., 1953-54-56-57
 TWILLIE, TROY (CB)
 - SLIDELL, LA., 1994-95-97
 TYLER, HERB (QB)
 - NEW ORLEANS, LA., 1995-96-97-98
 TYLER, ROBERT (FB)
 - CLEVELAND, MISS., 1996-97

U
 UNDERWOOD, JASON (C)
 - BATON ROUGE, LA., 1999
 UPCHURCH, TONY (FB)
 - PEARLAND, TEXAS 2015

V
 VARIN, KENNY (E)
 - NEW ORLEANS, LA., 1963-64
 VALENTINE, LEONARD (QB)
 - MARRERO, LA., 1987
 VALENTINE, MILES S. (OG)
 - FT. WALTON BEACH, FLA., 1979
 VALENTIN, TRAVONTE (NT)
 - HIALEAH, FLA., 2016
 VALENTINO, ERIC (OLB/DT)
 - HOUSTON, TEXAS, 1992-93-94-95
 VAN BUREN, EBERT (HB)
 - METAIRIE, LA., 1948-49-50
 VAN BUREN, STEVE (HB)
 - NEW ORLEANS, LA., 1941-42-43
 - ALL-SEC 1943
 VASTOLA, TONY (DB)
 - RIVER RIDGE, LA., 2000
 VAUGHN, CAMERON (LB)
 - TERRYTOWN, LA., 2002-03-04-05
 VENABLE, JACK
 - COVINGTON, LA., 1943
 VENABLE, JOHN
 - CAMDEN, ARK., 1951
 VENTRESS, NIGEL (OLB)
 - PORT ARTHUR, TEXAS, 1989
 VERNON, BENTON R. (C)
 - RUSTON, LA., 1923-24-25
 VICKERS, DONALD G. (C)
 - GREENWELL SPRINGS, LA., 1979
 VINCENT, JUSTIN (RB)
 - LAKE CHARLES, LA., 2003-04-05-06
 VINCENT, KARY JR. (CB)
 - PORT ARTHUR, TEXAS, 2017-18-19
 VINCENT, MIKE (LB)
 - SULPHUR, LA., 1963-64-65
 - ALL-SEC 1964
 VINEYARD, HERSHAL (SLEEPY) (G)
 - ALBERTVILLE, ALA., 1926-27
 VINSON, RONNIE (DB)
 - NEW ORLEANS, LA., 2011
 VIRGETS, WARREN (E)
 - BATON ROUGE, LA., 1950-51
 VON ROSENBERG, ZACHARY (ZACH) (P)
 - LAKE CHARLES, LA., 2017-18-19-20
 - ALL-SEC 2020
 VOORHIES, DEVIN (DB/LB)
 - WOODVILLE, MISS., 2014-15-16-17
 VOSS, HAROLD (T)
 - BATON ROUGE, LA., 1948-49-50

W
 WADDILL, GEORGE D.
 - BATON ROUGE, LA., 1894
 WAGNER, JAMES, JR. (PK)
 - NEW ORLEANS, LA., 1981
 WALDEN, HENRY E. (E)
 - MARKSVILLE, LA., 1913-14
 WALES, KOREY (FB)
 - KENTWOOD, LA., 1998
 WALET, P. H. (HB)
 - NEW IBERIA, LA., 1911
 WALKER, DELMAR (DEL) (TB)
 - BATON ROUGE, LA., 1969-70-71
 WALKER, DENARD (CB)
 - GARLAND, TEXAS, 1993-94-95-96
 WALKER, JACK (HB)
 - HOUMA, LA., 1936
 WALKER, R. F. (FOOTS) (G-T)
 - DODSON, LA., 1913-16
 WALKER, REGGIE (LB)
 - NEW ORLEANS, LA., 1989-90-91

WALKUP, DAVID (ILB)
 - THE WOODLANDS, TEXAS, 1989-90-91-92
 WALL, BENJAMIN B. (HB)
 - ALEXANDRIA, LA., 1898-99
 WALLACE, ABRAHAM (DB)
 - BATON ROUGE, LA., 2016
 WALLIS, LIONEL J. (SE)
 - HOUMA, LA., 1977-78-79-80
 WALSH, EWELL (G)
 - TEMPE, ARIZ., 1949-50
 WALTON, R. H. (TOUGH) (T-G)
 - ALBERMARIE, LA., 1914-15
 WARD, JAY (CB)
 - MOULTRIE, GA., 2019-20-21-22
 WARD, STEVE (FB)
 - BATON ROUGE, LA., 1960-61-62
 WARE, SPENCER (RB)
 - CINCINNATI, OHIO, 2010-11-12
 WARMBROD, JAMES (C)
 - BELVIDERE, TENN., 1936-37
 WARNER, AMBROSE D. (HB)
 - ROBERT, LA., 1922-23-25
 WASHINGTON, BRANDON (DT)
 - TUSCALOOSA, ALA., 2002-03-04-05
 WASHINGTON, EVAN (OL)
 - DESOTO, TEXAS, 2013-14
 WASHINGTON, ISIAH (DE)
 - NEW ORLEANS, LA., 2015
 WASHINGTON, JACORY (TE)
 - WESTLAKE, LA., 2017-18
 WASHINGTON, RICARDO (TE/LB)
 - BOGALUSA, LA., 1990-91-92-93
 WASHINGTON, TIM (DE)
 - SUGAR LAND, TEXAS, 2005
 WATERMEIER, CHRIS (SNP)
 - METAIRIE, LA., 1992-93
 WATKINS, SLIP (TB/FL)
 - FT. LAUDERDALE, FLA., 1988-89
 - PENSACOLA, FLA., 1979-82
 WATSON, JOHN E. (OG)
 - BOSSIER CITY, LA., 1977-78-79-80
 WEATHERSBY, ROBERT B. (BOB) (OT)
 - ATHENS, GA., 1980-82
 WEATHERSBY, TOBY (OL)
 - HOUSTON, TEXAS, 2015-16-17
 WEAVER, A. V. (TUBBO) (T)
 - NATCHITOCHE, LA., 1924
 WEAVER, ODELL (HB)
 - HOMER, LA., 1940-41
 WEAVER, OTTO L. (E)
 - NATCHITOCHE, LA., 1924-25
 WEBB, CHARLES (E)
 - MCCOMB, MISS., 1943-44
 WEBB, KENDALL (DT)
 - METAIRIE, LA., 1992
 WEBB, PHILLIP (LB)
 - BUFORD, GA., 2021
 WEBER, S. R. (CHINK) (E)
 - BATON ROUGE, LA., 1924
 WEBSTER, COREY (WR/CB)
 - VACHERIE, LA., 2001-02-03-04
 - ALL-AMERICAN 2003-04; ALL-SEC 2002-03-04
 WEBSTER, RENE J.
 - JEANERETTE, LA., 1894
WEEKS, WEST (LB)
- WATKINSVILLE, GA., 2022
 WEIL, EDGAR E. (FB)
 - ALEXANDRIA, LA., 1905-06
 WEIMAR, JOHN
 - BATON ROUGE, LA., 1943
 WEINSTEIN, JOHN (DT)
 - OPELOUSAS, LA., 1970
WELCH, LATERRANCE (CB)
- LAFAYETTE, LA., 2022
 WELKER, JIMMY (GB)
 - TARZANA, CALIF., 2007
 WELLS, SEAN (OT)
 - JENKS, OKLA., 1993-94-95-96
 WELTER, D.J. (LB)
 - CROWLEY, LA., 2013-14
 WESLEY, JOSEPH (ILB)
 - BROOKHAVEN, MISS., 1995-96-97-98
 WEST, BILLY (FB)
 - NATCHITOCHE, LA., 1949-50-51
 WEST, BRIAN (DE)
 - WEST MONROE, LA., 2003-04
 WEST, JIM (SB)
 - BOSSIER CITY, LA., 1967-68-69
 WEST, KERRY L. (OT)
 - PINEVILLE, LA., 1979-80
 WESTBROOK, JOHN T. (E)
 - BATON ROUGE, LA., 1894-95-96-97
 WESTLY, TONY (DB)
 - TULSA, OKLA., 2017
 WHARTON, SCOTT (NG)
 - BATON ROUGE, LA., 1988-89-90-91
 WHITE, CHAD (DB)
 - HAMMOND, LA., 2001-03
 WHITE, CLIFTON (SS)
 - HANNVILLE, LA., 1997
 WHITE, COREY (OLB/DE)
 - SHREVEPORT, LA., 1990-91-92-93
 WHITE, DEVIN (LB)
 - SPRINGHILL, LA., 2016-17-18
 - ALL-AMERICAS 2018; ALL-SEC, 2017-18
 WHITE, JAMES R. (TE)
 - RAYVILLE, LA., 1981-84
 WHITE, JOSH (LB)
 - HOUSTON, TEXAS, 2020
 WHITE, LYMAN D., JR. (DE)
 - FRANKLIN, LA., 1977-78-79-80
 - ALL-SEC 1978-79-80

WHITE, TREDAVIOUS (CB)
 - SHREVEPORT, LA., 2013-14-15-16
 - ALL-AMERICA, 2016; ALL-SEC, 2016
 WHITFILL, STEVE (DE-LB)
 - DALLAS, TEXAS, 1973-74
 WHITLATCH, BLAKE (LB)
 - BATON ROUGE, LA., 1975-76-77
 WHITLEY, JOHN (JAY) (C)
 - HOUMA, LA., 1976-77-78
 - ALL-SEC 1978
 WHITMAN, RALPH (T)
 - JENNINGS, LA., 1938-39
 WHITTY, MARCUS (E)
 - HOUSTON, TEXAS, 2002
 WHITWORTH, ANDREW (OT)
 - MONROE, LA., 2002-03-04-05
 - ALL-SEC 2004-05
 WHYTE, VERNON
 - TYLER, TEXAS, 1943
 WIBEL, GARRET (OL)
 - METAIRIE, LA., 2006
 WICKERSHAM, JEFF (QB)
 - MERRITT ISLAND, FLA., 1983-84-85
 WILBANKS, T. E. (HB)
 - SHREVEPORT, LA., 1917
 WILEY, SAMUEL (CHUCK) (DT)
 - BATON ROUGE, LA., 1994-95-96-97
 - ALL-SEC 1995-96-97
 WILKERSON, BEN (C)
 - HEMPHILL, TEXAS, 2001-02-03-04
 - ALL-AMERICA, 2004; ALL-SEC 2003-04
 WILKINS, RAY (HB)
 - HOMER, LA., 1960-61-62
 WILLIAMS, ANDRAEZ (GREEDY) (CB)
 - SHREVEPORT, LA., 2017-18
 - ALL-AMERICAN 2018; ALL-SEC, 2017-18
 WILLIAMS, ANTHONY (ILB/TE)
 - MONROE, LA., 1989-90-91-92
 WILLIAMS, ARMAND (WR)
 - SLIDELL, LA., 2013
 WILLIAMS, BOBBY (LB/OLB)
 - RUSTON, LA., 1991-92-93-94
 WILLIAMS, CHRIS A. (CB)
 - TIOGA, LA., 1977-78-79-80
 - ALL-SEC 1978-80
 WILLIAMS, DARREL (RB)
 - NEW ORLEANS, LA., 2014-15-16-17
 WILLIAMS, DARRELL (FB/TE)
 - HEMPSTEAD, TEXAS, 1988-90-91
 WILLIAMS, GERMAINE (FB)
 - DONALDSONVILLE, LA., 1990-91-92-93
 WILLIAMS, HARVEY (TB)
 - HEMPSTEAD, TEXAS, 1986-87-89-90
 - ALL-SEC 1990
 WILLIAMS, HENRY L. (E)
 - ALL-SEC 1943
 WILLIAMS, JOHN (WR)
 - BREAUX BRIDGE, LA., 2009
WILLIAMS, JOSH (RB)
- HOUSTON, TEXAS, 2020-21-22
 WILLIAMS, KEILAND (RB)
 - LAFAYETTE, LA., 2006-07-08-09
 WILLIAMS, KYLE (DT)
 - RUSTON, LA., 2003-04-05
 - ALL-SEC 2005; ALL-AMERICAN 2005
 WILLIAMS, LAWRENCE (LB)
 - LAKE CHARLES, LA., 1980-81-82
 WILLIAMS, LEE (LB)
 - MONROE, LA., 1992
 WILLIAMS, LOUIS (OT)
 - FT. WALTON BEACH, FLA., 1997-98-99-00
 WILLIAMS, MIKE (CB)
 - COVINGTON, LA., 1972-73-74
 - ALL-SEC 1973-74; ALL-AMERICAN 1974
 WILLIAMS, ROGER (WR)
 - BAY ST. LOUIS, MISS., 2000
 WILLIAMS, T. DEMETRI (DT)
 - PLAGUEMINE, LA., 1978-79-80
 WILLIAMS, TABARI (RB)
 - HIRAM, GA., 2012
 WILLIAMS, THEO (DE/OLB)
 - MARRERO, LA., 1996-97-98
 WILLIAMS, TORRAN (DT)
 - MIAMI, FLA., 2002-03
 WILLIAMS, WAYNE (WR/CB)
 - BRAZORIA, TEXAS, 1988-89-90-91
 WILLIAMS, WILLIE (TE)
 - HOUSTON, TEXAS, 1987-88-89
 WILLIAMS, WYLIN (FL)
 - NEW ORLEANS, LA., 1994
 WILLIAMSON, CHARLES (CHUCK) (TE)
 - BATON ROUGE, LA., 1971-72
 - ACADEMIC ALL-AMERICA, 1972
 WILLIFORD, JOSH (OG)
 - DOTHAN, ALA., 2010-11-12-13
 WILLIS, RYAN (DE)
 - NEW ORLEANS, LA., 2004-05-06
 WILSON, BARRY (C)
 - NEW ORLEANS, LA., 1965-66-67
 - ALL-SEC 1967
 WILSON, KARL (DT)
 - BATON ROUGE, LA., 1983-84-85-86
 - ALL-SEC 1985-86
 WILSON, N. A. (FATZ) (G)
 - SHREVEPORT, LA., 1926-27-28
 WILSON, ROY (E-G)
 - BOSSIER CITY, LA., 1930-31-32
 WILSON, SHEDDRICK (WR)
 - THOMASVILLE, GA., 1992-93-94-95
 - ALL-SEC 1995
 WIMBERLY, ABNER (E)
 - HOUSTON, TEXAS, 1943-46-47-48
 WINDOM, CALVIN (TB)
 - ORLANDO, FLA., 1988-89-90

- WINEY, BRANDON (OT)
- LAKE CHARLES, LA., 1998-99-00
- WING, BRAD (P)
- MELBOURNE, AUSTRALIA, 2011-12
- ALL-AMERICA, 2011; ALL-SEC, 2011
- WINGO, MEKHI (DL)**
- **ST. LOUIS, MO., 2022**
- WINKLER, JOE (S)
- NEW ORLEANS, LA., 1971-72-73
- ACADEMIC ALL-AMERICA, 1973
- WINSTON, ROY (MOONIE) (G)
- BATON ROUGE, LA., 1959-60-61
- ALL-SEC 1961; ALL-AMERICAN 1961
- WINTLE, JAMES V. (WEE WILLIE) (QB-HB)
- LEESVILLE, LA., 1921-22
- WIRE, CAMERON (OT)
- GONZALES, LA., 2020-21
- WITTEN, JEREMY (P)
- LOUISVILLE, KY., 1997-98-99
- WOLF, SIDNEY K. (IZZY) (HB)
- BATON ROUGE, LA., 1920
- WOOD, JOHN (DE)
- LAKE CHARLES, LA., 1970-71-72
- ALL-SEC 1972
- WOOD, JOHN (E)
- LAKE CITY, FLA., 1954-55-56
- WOODARD, RISON E. (RED) (T)
- DUBBERTY, LA., 1919-20-22
- WOODLEY, DAVID E. (GB)
- SHREVEPORT, LA., 1977-78-79
- WOODS, AL (DT)
- ELTON, LA., 2006-07-08-09
- WOODS, DAMIEN (CB)
- SLIDELL, LA., 1998-99
- WORKMAN, MARC (SNP)
- SHREVEPORT, LA., 1994
- WORKMAN, TORI (DT)
- WINSTON-SALEM, N.C., 1992-93
- WORLEY, MITCH (LB-P)
- DALLAS, TEXAS, 1966
- WORLEY, WREN (G)
- EL DORADO, ARK., 1946-47-48
- ALL-SEC 1946
- WRIGHT, ANDREW (TE)
- LAKE CHARLES, LA., 2006
- WRIGHT, JAMES (WR)
- BELLE CHASSE, LA., 2010-11-12-13
- WRIGHT, MIKE (RT)
- SULPHUR, LA., 1968-69-70
- WROTEN, CLAUDE (DT)
- BASTROP, LA., 2004-05
- ALL-AMERICAN 2005; ALL-SEC 2005
- WYATT, BRYCE (DE)
- LAKE CHARLES, LA., 2001-02-03
- WYNNE, BOB (OL)
- NEW ORLEANS, LA., 1999

Y

- YATES, BERTIS (BERT) (FB)
- HAYNESVILLE, LA., 1932-33-34
- YATES, JESSE (E)
- N. LITTLE ROCK, ARK., 1949-50-51
- YEAGER, RUDY (T)
- PHILADELPHIA, PA., 1951
- YEARBY, RONNIE (OL)
- COLUMBIA, LA., 1984
- YOKUBAITIS, MARK (LB)
- HOUSTON, TEXAS, 1972
- YORK, CADE (PK)
- MCKINNEY, TEXAS, 2019-20-21
- ALL-SEC, 2020; ALL-AMERICA, 2020
- YORK, WENDELL (SNP)
- BATON ROUGE, LA., 1999-01-02
- YOUNG, CHARLES G. (T-G)
- HOMER, LA., 1893-94
- YOUNG, JERRY (G)
- LAFAYETTE, LA., 1962-63
- YOUNG, JIMMY (CB)
- SAN ANTONIO, TEXAS, 1987-88-89
- YOUNG, JOHN (C)
- RUSTON, LA., 1999-01-02
- YOUNG, RODNEY (S/CB)
- GRAMBLING, LA., 1991-92-93-94
- YOUNGBLOOD, TOMMY (DE)
- SHREVEPORT, LA., 1967-68

Z


- ZAUNBRECHER, GODFREY (C)
- CROWLEY, LA., 1967-68-69
- ALL-SEC 1968-69
- ZEHYQUE, ANTHONY (DL)
- LIBERIA, 2007
- ZENON, JONATHAN (DB)
- BREAUx BRIDGE, LA., 2005-06-07
- ZERINGUE, BRIAN (FB)
- RACELAND, LA., 1973
- ZICK, FRANCIS (T)
- PHILLIPSBURG, N.J., 1941-42
- ZIEGLER, PAUL (G)
- CROWLEY, LA., 1954-55-56
- ALL-SEC 1956
- ZIMMERMANN, P.J. (SNP)
- NEW ORLEANS, LA., 2006
- ZINGER, KEITH (TE)
- LEESVILLE, LA., 2003-04-05-07

Bold - Player on 2023 Roster
 ^ - Earned letter in redshirt season

A listing of LSU football varsity letterwinners through the 2022 season. Includes all-America awards (from the five official selectors as recognized by the NCAA: AFCA, AP, FWAA, TSN, WCFF), academic all-America awards and ALL-SEC awards (AP or Coaches).

Letterwinners from any varsity sport who would like to become involved in the LSU National L Club should visit LSUsports.net/LClub for membership information or eligibility concerns. To request a letter, visit LSUsports.net/LClubLetterRequest.

^ indicates the letter award was earned in the same season as the student-athlete received a redshirt.
 # indicates a letter award would have been earned, however, a maximum of four letter awards are issued to a player.



CANNON'S HALLOWEEN RUN
LSU 7, OLE MISS 3
TIGER STADIUM · OCT. 31, 1959
 Billy Cannon's 89-yard punt return for a touchdown against third-ranked Ole Miss is not only one of the most memorable plays in LSU football history, but it also ranks among the most memorable in college football. Trailing 3-0 late in the game, Cannon, the 1959 Heisman Trophy winner, fielded the punt at the Tiger 11-yard line and began his run into immortality. He eluded seven would-be tacklers down the east sideline and crossed the goal line of Tiger Stadium for the only touchdown of the game, giving the top-ranked Tigers victory.



1966 COTTON BOWL
LSU 14, ARKANSAS 7
COTTON BOWL · JAN. 1, 1966
 LSU entered the 1966 Cotton Bowl as a heavy underdog to the second-ranked Arkansas Razorbacks, but the Tigers knew they had nothing to lose and a lot of respect to gain. Arkansas, which entered the game riding a 22-game win streak and knew a victory over LSU meant a possible national title, struck first, but LSU's Joe Labruzzo reached the endzone twice in the second quarter to give the Tigers a 14-7 lead that would stand and foil the Razorbacks' hopes of a title.



JONES TO DAVIS
LSU 17, OLE MISS 16
TIGER STADIUM · NOV. 4, 1972
 "You are now entering Louisiana. Set your clocks back four seconds," read a sign put up on the Louisiana-Mississippi state line after this game. With undefeated and No. 6 LSU on the ropes, and four seconds remaining in the contest, Bert Jones' pass to Jimmy LeDoux fell incomplete in the endzone sending the Ole Miss sidelines into a celebration. But somehow, the game clock still showed :01 remaining. Following an Ole Miss timeout, Jones hit Brad Davis, who bobbled the football, and then dove into the endzone tying the game at 16-16. Rusty Jackson's extra-point provided the winning margin in what was one of the most improbable wins in school history.



THE EARTHQUAKE GAME
LSU 7, AUBURN 6
TIGER STADIUM · OCT. 8, 1988
 With time winding down and LSU saddled with fourth-and-10 at the Auburn 11-yard line, quarterback Tommy Hodson found running back Eddie Fuller in the back of the endzone for the game-winning touchdown as LSU stunned fourth-ranked Auburn in Tiger Stadium. In what is now known as the "Earthquake Game", Hodson's touchdown pass to Fuller with 1:41 left in the contest caused such a thunderous explosion from the 79,341 fans in Tiger Stadium, the LSU Department of Geology registered vibrations on a seismograph machine at the exact moment the TD was scored.



NO. 1 FALLS!
LSU 28, FLORIDA 21
TIGER STADIUM · OCT. 11, 1997
 Oct. 11, 1997, marked the first time LSU defeated the No. 1 ranked team in the nation when the Tigers upended top-ranked Florida in Tiger Stadium. LSU jumped out to an early lead, but the Gators would score a touchdown with 6:44 remaining in the fourth quarter to cut the lead to single digits. LSU's defense sealed the victory when Raion Hill intercepted a Florida pass with less than three minutes to play, and the Tigers ran out the clock to set off one of the greatest celebrations in Tiger Stadium history.



SEC CHAMPIONS!
LSU 31, TENNESSEE 20
GEORGIA DOME · DEC. 8, 2001
 LSU, playing in its first SEC Championship Game, shocked No. 2 Tennessee to win its first SEC title since 1986. Tiger starting QB Rohan Davey went down to injury and was spelled by redshirt freshman Matt Mauck, who scored two rushing touchdowns to claim MVP honors. The game was dedicated to the memory of former coach Charles McClendon, who passed away a day earlier while the Tigers were en route to Atlanta. The win secured LSU's first Sugar Bowl appearance since 1987.



BLUEGRASS MIRACLE
LSU 33, KENTUCKY 30
COMMONWEALTH STADIUM · NOV. 9, 2002
 Trailing 30-27 to Kentucky with 11 seconds to play in the game, LSU mounted a two-play 87-yard drive that will forever be known as, "The Bluegrass Miracle." QB Marcus Randall connected with WR Devery Henderson on the game-winning 75-yard pass as time expired to give the Tigers the most unimaginable game-winning play.



LET THE VALLEY SHAKE!
LSU 17, GEORGIA 10
TIGER STADIUM · SEPT. 20, 2003
 QB Matt Mauck rolled to his left, fired to the endzone and found wide receiver Skyler Green for an over-the-shoulder 34-yard touchdown with 3:03 remaining as No. 11 LSU outlasted No. 7 Georgia in an early SEC thriller at a raucous Tiger Stadium. All-American Corey Webster sealed the victory with an interception in the final minute. With ESPN College GameDay on hand for the first time since 1997, the win catapulted the Tigers onto the national scene where they would eventually go on to claim their first national title since 1958.



2003 NATIONAL CHAMPIONS
LSU 21, OKLAHOMA 14
LOUISIANA SUPERDOME · JAN. 4, 2004
 LSU, the No. 2 team in the Bowl Championship Series rankings, beat No. 1 BCS ranked Oklahoma in the Nokia Sugar Bowl to win the 2003 National Championship, the Tigers' first title since 1958. Freshman RB Justin Vincent, named the game's MVP after totaling 117 yards, scampered 64 yards on the first play of the game to set the tone as LSU never trailed en route to its first title in the BCS era. The LSU defense, ranked No. 1 in the nation, stifled the Sooners' top-ranked offense, holding Oklahoma to 154 yards and sacking Heisman winning QB Jason White five times.



PRIMETIME DRAMA
LSU 28, FLORIDA 24
TIGER STADIUM · OCT. 6, 2007
 In one of the most exciting games ever played in LSU's storied Tiger Stadium, No. 1-ranked LSU overcame a 10-point fourth-quarter deficit to beat defending national champion and ninth-ranked Florida in front of 92,910 emotionally spent fans. TB Jacob Hester plunged into the endzone from 1-yard out that gave LSU its first lead of the game and sent Tiger Stadium into pandemonium with 1:06 to go in the fourth quarter. It marked LSU's first regular-season primetime game on network television since 1981."



2007 NATIONAL CHAMPIONS
LSU 38, OHIO STATE 24
LOUISIANA SUPERDOME · JAN. 7, 2008
 LSU became the first school in the nation to win multiple BCS national titles as the second-ranked Tigers downed top-ranked Ohio State, in the 2008 BCS National Championship Game. LSU trailed 10-0 in the first quarter but rallied for 31 unanswered points on a school-record tying four TD passes from QB Matt Flynn to claim the third national title in program history. DT Ricky Jean-Francois garnered defensive Most Outstanding Player honors chiefly for blocking a second-quarter, 38-yard field goal attempt that kept the game tied at 10-10 and swung the momentum completely in LSU's favor the remainder of the game.



GAME OF THE CENTURY
LSU 9, ALABAMA 6 (OT)
BRYANT-DENNY STADIUM · NOV. 5, 2011
 Billed as the "Game of the Century" after weeks of media hype, Drew Alleman's 25-yard field goal in overtime propelled No. 1 LSU past No. 2 Alabama in Bryant-Denny Stadium. With rosters featuring future NFL players, neither team was able to score a touchdown. With the Tide driving in the fourth quarter, S Eric Reid made arguably the biggest play of the entire college football regular season, when he grabbed an acrobatic, diving interception at the 1-yard line that prevented an Alabama score.




3RD-AND-17
LSU 45, TEXAS 38
DARRELL K. ROYAL-TEXAS MEMORIAL STADIUM · SEPT. 7, 2019
 Clinging to a 37-31 lead at No. 9 Texas, LSU faced a 3rd-and-17 at its own 39-yard line with 2:27 left in the game. Quarterback Joe Burrow eluded a fierce Longhorns rush, stepped up in the pocket, and connected with wide receiver Justin Jefferson on a 61-yard touchdown reception that proved to be game-winning score. The victory was No. 6 LSU's first non-conference road win over a Top-10 team. Burrow threw for 471 yards and four touchdowns; for the first time in school history, three LSU receivers recorded 100 yards or more in one game.



ROLL CLYDE
LSU 46, ALABAMA 31
BRYANT-DENNY STADIUM · NOV. 9, 2019
 The top-ranked Tigers journeyed to Tuscaloosa, Ala., and posted an epic win over No. 2 Alabama to snap the Tide's 31-game home winning streak. Running back Clyde Edwards-Helaire had 180 yards of total offense, with three rushing touchdowns and 103 yards, along with nine catches for 77 and a score. Quarterback Joe Burrow threw for 393 with three touchdowns, and the Tigers rolled up 559 yards of total offense. LSU, which never trailed in the contest, built a 33-13 halftime lead and then held off the Crimson Tide with unrelenting offensive efficiency.



2019 NATIONAL CHAMPIONS – THE BEST EVER
LSU 45, CLEMSON 25
MERCEDES-BENZ SUPERDOME · JAN. 13, 2020
 Led by Heisman Trophy-winning QB Joe Burrow's six-touchdown performance, top-ranked LSU earned the title 2019 National Champions and arguably The Best Team Ever. LSU (15-0) proved its dominant season by ending Clemson's 29-game winning streak in a victory over the defending champs. The Tigers recorded their seventh win of the season over a Top 10 team. Burrow was 31-of-49 passing for 463 yards with five touchdown passes, while adding another 58 rushing yards and one TD. He set NCAA single-season marks for passing touchdowns (60) and total touchdowns (65).



CONTENDERS
LSU 32, ALABAMA 31 (OT)
TIGER STADIUM · NOV. 4, 2022
 No. 10 LSU saw its opportunity against No. 6 Alabama down one point in overtime and did not pass it up, as QB Jayden Daniels connected with freshman TE Mason Taylor for the two-point conversion at the pylon of the southwest end zone of Tiger Stadium to take down the Crimson Tide. Thousands of fans descended onto the field to celebrate the first victory over Alabama at home since 2010 and LSU's position at the top of the SEC West in the first year under head coach Brian Kelly. An instant classic between the two top-10 teams went to overtime after two touchdowns in the final 1:47 of regulation.

The rich history of LSU football is impossible to portray in only a few pages. However, below are tidbits from the Tiger Football annals that have contributed to the story that is 129 seasons of LSU Football. These items are presented as background material with the hope that they will encourage a better understanding of the many traditions that are associated with Tiger football and LSU Athletics.



ALMA MATER

Since 2005, LSU has followed a win by singing the alma mater on the field. The team gathers in front of the student section and joins the student body in a rendition of the alma mater.

Where stately oaks and broad
magnolias shade inspiring halls,
There stands our dear Old Alma
Mater who to us recalls
Fond memories that waken in our
hearts a tender glow,
And make us happy for the love
that we have learned to know.
All hail to thee our Alma Mater,

molder of mankind,
May greater glory, love unending
be forever thine.
Our worth in life will be thy worth
we pray to keep it true,
And may thy spirit live in us,
forever L-S-U.

FOR MORE SONGS OF LSU
LSUsports.net/songs

**JOE
"BURREAUX"**

Quarterback Joe Burrow cemented his place in LSU lore by winning the Heisman Trophy and leading a Tigers squad many considered "The Best Ever" in college football to the 2019 national championship. "Burreaux," an homage to LSU worn by the graduate transfer during his Senior Tribute in Tiger Stadium, set countless single-season records including NCAA marks for touchdowns and SEC records for completions, attempts, passing yards, passing TDs, total TDs, completion percentage, total yards, total yards per game and total plays. Burrow, who earned his master's degree in 2019, was 25-3 in two seasons at LSU, including 11 victories over top-10 ranked opponents. In his final game as a Tiger, Burrow threw for 463 yards and accounted for all six of LSU's TD's in the 42-25 CFP National Championship game victory over Clemson. Three months later, the Cincinnati Bengals made Burrow the No. 1 overall selection in the 2020 NFL Draft.



BILLY CANNON, NO. 20

The great Billy Cannon, two-time All-American and Heisman Trophy winner, played at LSU from 1957-59. He led the Tigers to the 1958 National Championship and is best known for his 89-yard punt return to beat Ole Miss in 1959. In his career, Cannon rushed for 1,867 yards on 359 carries, an average of 5.2 yards per carry and scored 19 rushing touchdowns. He also scored two touchdowns by receiving and one each by punt return, kickoff return and interception return. LSU went 24-7 during Cannon's stay on the Baton Rouge campus, including 19-straight victories from the end of the 1957 season to the eighth game of the 1959 campaign. Following that 1959 season, Cannon's jersey was retired into the LSU Athletics Hall of Fame. A sign honoring Cannon was unveiled in the southeast corner of Tiger Stadium during LSU's game against Ole Miss on Nov. 22, 2008. Cannon was enshrined into the College Football Hall of Fame in the summer of 2009. Cannon passed away on May 20, 2018, at the age of 80.

**BILLY CANNON
STATUE**


Billy Cannon became the third LSU Tiger to have a statue unveiled on campus. The statue, located on the Champions Plaza on the southwest corner of Tiger Stadium, commemorates the accomplishments of the most heralded football player in LSU Football history. Cannon led LSU to the 1958 national championship and the following year won the 1959 Heisman Trophy as the top player in college football. His No. 20 jersey was retired by the University in 1959 and he was inducted into the LSU Athletics Hall of Fame in 1975.



CHEERLEADERS

Cheerleaders have long been a part of college football tradition, and the LSU Varsity Cheerleaders are no exception in their role in Tiger gridiron lore. The cheerleaders traditionally lead the Tigers onto the field before and after halftime of every game. The 1989 Tiger cheerleaders captured the National Championship in the annual Universal Cheerleading Association competition.

Special thanks to Peter Finney of the New Orleans Times-Picayune who has documented the history of LSU football in his book "Fighting Tigers", the late Marty Mule' of the New Orleans Times-Picayune who penned "Eye of the Tiger" in celebration of LSU's football centennial in 1993, and to the late historian H. Warren Taylor whose relentless pursuit of accurate information and record-keeping in the early years of LSU athletics has kept alive the accomplishments of Tiger athletes in football, basketball, track and boxing dating back to the late 1800s.



CUBA: TIGERS ON FOREIGN SOIL

LSU was the first college team to play on foreign soil when, in 1907, coach Edgar R. Wingard took his Tigers to Havana for an international gridiron bout. The University of Havana team had dominated every American service team it had played, but had never encountered football collegiate style. The finesse of the Tigers took the big Cuban team by surprise on Christmas Day at Almendares Park and LSU walked away with a convincing 56-0 victory before 10,000 fans.

DORMITORIES

Tiger Stadium once housed some 1,500 dorm rooms, home to many LSU students over the years. The concept was introduced in 1928 by T.P. "Skipper" Heard, who learned that LSU president James Smith proposed to use \$250,000 to build new dormitories on the LSU campus. Heard sold Smith on the idea of raising the stands on both the East and West sides of the stadium and extending them to the end zones, then constructing the dorms inside the stadium. Thus the University got its dorms and Tiger Stadium's capacity increased by 10,000 seats in 1931. Today, the dorms are used for storage.





THE GOLDEN BAND FROM TIGERLAND

The grandest band in all the land, the Golden Band from Tigerland, is as much a part of Saturday nights in Tiger Stadium as the team itself. Among the many favorites of LSU fans is the band's traditional pregame march down North Stadium Drive from the Band Hall to the tune of "Hold That Tiger." That tradition is a carry-over from the old pregame parades through downtown Baton Rouge. Castro Carazo was the man handpicked by Louisiana Governor Huey Long in 1935 to revamp the Tiger band. Carazo and Long together wrote fan favorite "Touchdown for LSU," and two years later, Carazo also penned the official LSU fight song, "Fight For LSU." The tradition of the LSU Tiger Marching Band continues today. The LSU Tiger Marching Band is made up of some 325 musicians, Golden Girls and Colorguard members. In 1997, the band was selected as the top band in the Southeastern Conference by SEC band directors. In December 2001, the band was awarded the Sudler Trophy, the highest honor a collegiate marching band can receive. The award has been called "the Heisman Trophy of marching bands," according to Frank Wickes, director of LSU bands from 1980-2010 who passed away in 2020. A state-of-the-art, 17,640 square foot band hall opened its doors on April 26, 2012.

EARTHQUAKE GAME (1988)

With time winding down and LSU saddled with fourth-and-10 at the Auburn 11-yard line, quarterback Tommy Hodson found running back Eddie Fuller in the back of the endzone for the game-winning touchdown as LSU stunned fourth-ranked Auburn, 7-6, in Tiger Stadium. In what is now known as the "Earthquake Game", Hodson's touchdown pass to Fuller with 1:41 left in the contest caused such a thunderous explosion from the 79,341 fans in Tiger Stadium, the LSU Department of Geology registered vibrations on a seismograph machine at the exact moment the TD was scored.



THE GOLDEN BOOT

The Golden Boot is a trophy awarded each year to the winner of the Battle for the Golden Boot football matchup between LSU and SEC rival Arkansas. The trophy was introduced to the series prior to the 1996 season. Molded from 24-karat gold in the shape of the states of Arkansas and Louisiana, the trophy stands four feet in height, weighs nearly 200 pounds and is valued at \$10,000. It is believed to be the heaviest trophy awarded in a college football rivalry. After a win in the series, the victorious team keeps the trophy until the following year's matchup.

THE GOLDEN GIRLS

Taking the field with the Tiger Band at LSU for the first time in 1959, the prestigious LSU Golden Girls represent the oldest and most established danceline on the LSU campus. The line consists of a very talented group of young ladies who are chosen each spring by a special audition. The Golden Girls are one of the feature units with the LSU Tiger Band and perform for all home LSU football games and selected campus events, as well as, away games with the full Tiger Band. The 2019 season represented the 60th anniversary of the group's foundation.



FIGHTING TIGERS

In the fall of 1896, coach A.W. Jeardeau's LSU football team posted a perfect 6-0-0 record, and it was in that pigskin campaign that LSU first adopted its nickname, Tigers. "Tigers" seemed a logical choice since most collegiate teams in that year bore the names of ferocious animals, but the underlying reason why LSU

chose "Tigers" dates back to the Civil War. During the "War Between the States," a battalion of Confederate soldiers comprised of New Orleans Zouaves and Donaldsonville Cannoneers distinguished themselves at the Battle of Shenandoah. These Louisiana rebels had been known by their contemporaries as the fighting band of Louisiana Tigers. Thus, when LSU football teams entered the gridiron battlefields in their fourth year of intercollegiate competition, they tagged themselves as the "Tigers." The 1955 LSU "fourth-quarter ball club" helped the moniker "Tigers" grow into the nickname, "Fighting Tigers."

HALL OF FAMERS

Sixteen members of the LSU football community have the distinction of being inductees into the National Football Foundation College Football Hall of Fame that was established in 1947. In 1956, former end Gaynell Tinsley was enshrined in South Bend, Ind., as LSU's first Hall of Famer. Ken Kavanaugh (1963), Abe Mickal (1967), Doc Fenton (1971), Tommy Casanova (1995), Billy Cannon (2009) Jerry Stovall (2010), Charles Alexander (2012) and Bert Jones (2016), Glenn Dorsey (2021) and Kevin Faulk (2022). Five LSU coaches are members of the NFF Hall of Fame, a list that includes the legendary Charles McClendon. Six former LSU players have earned the highest honor of being inducted into the Pro Football Hall of Fame in Canton, Ohio, with Alan Faneca joining the ranks in 2021. Steve Van Buren was the first in 1965. Y.A. Tittle, who went on to become one of the greatest quarterbacks in history, was inducted in 1971 after a storied career with the Baltimore Colts, San Francisco 49ers and New York Giants. Four-time NFL championship winner and 1962 NFL MVP Jimmy Taylor was enshrined in 1976. Super Bowl champion Johnny Robinson and All-Pro offensive lineman Kevin Mawae were inducted at Canton in 2019. Thirty-six LSU football players are also members of the Louisiana Sports Hall of Fame with Wendell Davis as the most recent inductees in the summer of 2023.

H-STYLE GOALPOSTS

Unknown to many Tiger fans, the LSU football team still runs onto the field under the same crossbar that stood as part of the north end zone goal post in Tiger Stadium as early as 1955. It had long been a tradition that the LSU football team entered the field by running between the goalposts when the new "T-style" goalposts came into vogue. By virtue of tradition, the old "H-style" posts stood on the field of Death Valley until they were removed in 1984. Part of the crossbar, however, was kept and mounted above the door of the Tiger Den through which the Tigers run onto the field each game. In 1993, in celebration of the centennial of LSU football, the "H-style" goalposts were returned to the end zones of Tiger Stadium. Today, Tiger Stadium is one of only three college stadiums in the nation that still use the "H-style" goalposts. Doak Campbell Stadium at Florida State and Martin Stadium at Washington State are the others.



HALLOWEEN NIGHT

Drama on Halloween is as traditional as pumpkins and goblins for LSU and Ole Miss. These schools have met seven times on Oct. 31 with the series tied at 3-3-1. The most notable game on All Hallow's Eve was the 1959 thriller that saw Billy Cannon return a punt 89 yards to spur a 7-3 Tiger victory. The Tigers and Rebels next met on Halloween in 1964. Ole Miss led 10-3 late in the fourth quarter in Death Valley when LSU scored a touchdown to make it 10-9. Quarterback Billy Ezell then threw to Doug Moreau in the front corner of the endzone on the two-point conversion, at nearly the exact point where Cannon had crossed the goal line five years earlier for an 11-10 win. There was a 17-year span before the teams played on Oct. 31 again, this time at Jackson in 1981. A seesaw battle ended with a 46-yard field goal off the foot of LSU's David Johnston as time expired for a 27-27 tie. In the most recent Halloween meeting, the teams engaged in the first overtime game in LSU history at Oxford in 1998, but Ole Miss emerged with a 37-31 win. LSU is 8-7-1 all-time on Halloween night, including a 42-0 shutout of Tulane in Tiger Stadium in 2009.




HALLOWEEN RUN

There have been longer scoring plays in LSU football history, but Billy Cannon's 89-yard punt return against Ole Miss in 1959 is simply, and undeniably, the most famous play in Tiger gridiron records. In fact, some consider it one of the most memorable in college football history. It was an eerie, misty and humid Halloween night, and the Rebels of Mississippi took a 3-0 lead into the final quarter, threatening to end an 18-game LSU win streak. On third and 17 from the Ole Miss 42, the Rebels' Jake Gibbs punted 47 yards to the Tiger 11 where

Cannon hauled it in on the bounce. Cannon careened off seven tacklers down the east sideline and darted 89 yards to immortality. Some say it may have been that run that assured Cannon of the Heisman Trophy he received at season's end. LSU celebrated the 50-year anniversary of the legendary play in 2009 as Cannon was recognized on the field during the Tigers' game with Tulane on Halloween night.

ICE BOWL (1946)

The Tigers of 1946, though not one of Bernie Moore's two SEC Championship teams, was surely one of Moore's finest squads. Only a 26-7 loss at the hands of SEC foe Georgia Tech spoiled the season and the Y.A. Tittle-led Bayou Bengals landed in the Cotton Bowl against Arkansas and star Razorback Smackover Scott. But ice, sleet and snow pelted Dallas on that Jan. 1 as LSU filled oil drums with charcoal and started fires for makeshift heaters on the field. Fans built fires in the stands and watched the Tigers roll to 271-54 advantage in total yardage and a 15-1 lead in first downs. Those numbers, however, didn't equate on the scoreboard that showed 0-0 at game's end. The Tigers finished the season with a 9-1-1 record in Moore's penultimate season as head coach.



JERSEY 18

Jersey No. 18 was an LSU tradition born in 2003 when quarterback Matt Mauck guided the Tigers to their first national championship since 1958. His number became synonymous with success – both on and off the field – as well as a selfless attitude that has become the epitome of being an LSU football player. After his final year with the Tigers, Mauck passed jersey No. 18 down to running back Jacob Hester, who then helped LSU to another national title in 2007. Each season, a Tiger player is voted to wear the No. 18.

18

- Matt Mauck (2001-03)
- Jacob Hester (2004-07)
- Richard Dickson (2008-09)
- Richard Murphy (2010)
- Brandon Taylor (2011)
- Bennie Logan (2012)
- Lamin Barrow (2013)
- Terrence Magee (2014)
- Tre'Davious White (2015-16)
- Christian LaCouture (2017)
- John David Moore (2017)
- Foster Moreau (2018)
- K'Lavon Chaisson (2019)
- Lloyd Cushenberry III (2019)
- Chris Curry (2020)
- Damone Clark (2020-21)
- BJ Ojulari (2022)



Jersey 7 (2008-22)

- Patrick Peterson (2008-10)
- Tyrann Mathieu (2011)
- Leonard Fournette (2014-16)
- DJ Chark (2017)
- Grant Delpit (2019)
- Ja'Marr Chase (2020)
- Derek Stingley Jr. (2021)
- Kayshon Boutte (2022)

JERSEY 7

A new LSU tradition began in 2011 when one of the most dynamic playmakers in LSU history turned over his No. 7 jersey to the next player up as a force to be reckoned with. NFL Pro Bowler Patrick Peterson's three seasons wearing No. 7 made it a coveted number for future Tigers to wear. The jersey moved to the offensive side of the ball as RB Leonard Fournette inherited the number from Peterson. Fournette had this to say about wearing No. 7, "I know the history behind the number. No. 7 is the number at LSU for big-time playmakers like

myself, Patrick Peterson and Tyrann Mathieu. That number changes the program and there's a lot to come from players wearing that number." When Brian Kelly began his tenured as head coach, he updated the tradition for No. 7 to go to the best playmaker on the team from Louisiana.



pre-1947



1947-55



1958-64



1972-76



1977-2013



2014-present

HELMETS

LSU's helmet is a striking tradition that has seen its share of changes since the program's inception. From 1947-55, a dark gold helmet was used by the Tigers. Then in 1956, head coach Paul Dietzel entered his second season by introducing a new helmet design. The helmet was changed to a yellow gold, similar to that of the Green Bay Packers, that featured a white one-inch center stripe and purple three-quarter-inch flanking stripes. It is a look that has become synonymous and identified with LSU football since its unveiling. The 1957 Tigers had the addition of black two-inch "NCAA style" identifying numerals placed on each side of the helmet and that size expanded to three inches in 1958, the year of LSU's first national title. In 1972, a logo first appeared on the helmet. In 1977, the logo was modified, and that look remained until 2013. In 2014, the Tiger head logo was updated with a fresh look and is now utilized by several LSU Athletics programs.



THE KINGFISH

No single person can be credited for building LSU football into the entity it is today, but one of the men who most influenced the popularity of Tiger football was neither a player nor a coach. The "Kingfish," Louisiana Governor Huey P. Long, never shied from using his political influence to aid the cause of LSU football. Two examples: In 1934, athletic director T.P. Heard reported low advance sales for the LSU-SMU game because of a circus coming to town the night of the game. Long contacted the proper Barnum and Bailey representatives and informed them of a near-forgotten animal-dipping law. The show was canceled and LSU-SMU ticket sales took off. Later that same year, Long used his influence to "entice" passenger agents of the Illinois Central Railroad to lower fares for LSU students traveling to a road football game. When Long threatened to reassess the value of railroad bridges in the state from \$100,000 to \$4 million, the railroad generously agreed to give LSU students a \$6 roundtrip fare for the Vanderbilt game that season.

NIGHT GAMES IN TIGER STADIUM

The tradition of playing night games in Tiger Stadium began on Oct. 3, 1931, when LSU downed Spring Hill, 35-0, under the lights. Night football was introduced by T.P. "Skipper" Heard, then graduate manager of athletics and later athletics director. Several reasons were cited for playing LSU games at night, including avoiding the heat of afternoon games, avoiding scheduling conflicts with Tulane and Loyola, and giving more fans the opportunity to see the Tigers play. An immediate increase in attendance was noted, and night football soon became ingrained in LSU football lore. LSU has traditionally played better at night than in the light of day. LSU is 347-111-13 in night games all-time in Tiger Stadium and 101-14 since 2000.


PURPLE & GOLD

There is some discrepancy in the origin of Royal Purple and Old Gold as LSU's official colors. It is believed that those colors were worn for the first time by an LSU team in the spring of 1893 when the LSU baseball squad beat Tulane in the first intercollegiate contest played in any sport by Louisiana State University. Team captain E.B. Young reportedly hand-picked those colors for the LSU squad. Later that year, the first football game was played. On Nov. 25, 1893, football coach/chemistry professor Dr. Charles Coates and some of his players went into town to purchase ribbon to adorn their gray jerseys as they prepared to play the first LSU gridiron game. Stores were stocking ribbons in the colors of Mardi Gras - purple, gold, and green - for the coming Carnival season. However, none of the green had yet arrived at Raymond's Store at the corner of Third and Main streets. Coates and quarterback Ruffin Pleasant bought up all of the purple and gold stock and made it into rosettes and badges.



NUMBERING SYSTEM

LSU, in 1952, introduced a unique - and short-lived - jersey numbering system. The idea of coach Gaynell "Gus" Tinsley and publicity director Jim Corbett, the system utilized an abbreviation of the player's position on his jersey. Thus, ends, guards and tackles wore the letters "E", "G" and "T" followed by a single-digit number. The right side of the line wore even numbers, the left side odd numbers. In similar fashion the centers, quarterbacks, left halfbacks, right halfbacks and fullbacks wore "C", "Q", "L", "R" and "F", respectively, followed by single-digit numerals. The 1953 LSU yearbook, the Gumbo, boldly predicted that the new system "may revolutionize the football jersey manufacturing industry." It didn't.



THE RAG

The Rag was the traditional spoils of victory in the LSU-Tulane rivalry for many years. This flag, decorated half in LSU's colors of purple and gold and the other half adorned in the green and white of Tulane, was held for one year by the victorious school until the game the following season. The whereabouts of the original flag are unknown; however, a new version of The Rag was awarded to the LSU squad after the Tigers defeated the Greenies, 48-17, in the 2001 season opener in Death Valley.



OLE WAR SKULE

LSU began in 1860 as the Louisiana State Seminary of Learning and Military Academy, shortly before the beginning of the Civil War. In fact, LSU's first superintendent was Civil War commander William Tecumseh Sherman. "Ole War Skule" was formerly a popular reference to LSU, as was the term "Old Lou."

PERFECT SEASONS

LSU has had seven unblemished seasons in its history. The Tigers first went undefeated and untied in 1895 under head coach A. P. Simmons with a 3-0 record, but the first truly great LSU team is considered to be the 1908 squad led by one of the most legendary players to wear the Purple and Gold - Doc Fenton. That 1908 team, coached by Edgar R. Wingard, soared through a 10-game schedule without a loss or tie as Fenton scored an incredible 125 points on the year. It was 50 years before LSU would post another perfect season, winning the national championship in 1958 with an 11-0 mark. In 2019, the Tigers surged to the SEC and CFP titles with a perfect 15-0 record in a season regarded as "The Best Ever" by most college football historians.



1896 Tigers



1902 Tigers



1905 Tigers



1908 Tigers



2019 Tigers

SOUTH END ZONE

Whether it be the 1959 goal line stand that sealed victory for the Tigers against Ole Miss on the "Billy Cannon Run" night or Bert Jones' pass to Brad Davis as time expired to beat the Rebels in 1972, the south end zone of Tiger Stadium has become somewhat of an enigma for the sometimes strange and often memorable plays in LSU football. The Tiger defenders have put together numerous goal line stands at the south end zone, including the following games: 1985 Colorado State, 1985 Florida, 1986 North Carolina, 1986 Notre Dame, 1988 Texas A&M, 1991 Florida State, 1992 Miss. State and 1996 Vanderbilt. In 1988, the Tigers stymied the Texas A&M Aggies at the LSU 2-yard line despite the distraction of a bank of lights going dark midway through A&M's series of plays. For that series, LSU's defense was nicknamed the "Lights Out Defense." The first great goal line stand at that end of the field may have been in that 1959 game when Warren Rabb and Billy Cannon halted Ole Miss' Doug Elmore at the one-yard line for the 7-3 victory. Then, in 1971, the first and most memorable of LSU's three goal line stands against Notre Dame was at the 1-yard line at the South end of the field as Louis Cascio and Ronnie Estay hit the Irish's Andy Huff at the goal en route to a 28-8 Tiger victory.



Billy Cannon and Warren Rabb make a stop at the South End Zone.



TAILGATING

It has often been pondered whether the attraction of night football is because of the excitement of the atmosphere created by a game under the lights, the more pleasant weather of an evening after the sun has set, or because it allows more time for tailgating. If it is not football that people of south Louisiana crave, then it is food. Tiger fans arrive as early as Thursday evening for Saturday games, set up their motor homes and kick back for a weekend of cooking and enjoyment for two days until kickoff. A stroll across the LSU campus and through the parking lots is a veritable connoisseur's treat. Common entrees include crawfish, boiled shrimp, and jambalaya and, on occasion, one will run across a cochon-de-lait (pig roast). In 2008, ESPN.com ranked LSU as the top tailgating destination in America. In 2010, Sporting News, proclaimed "Saturday Night in Death Valley" and Tiger tailgating as the top traditions in all of college football. LSU's legendary tailgating experience was named No. 1 by the Associated Press in a September 2010 poll and by CNN in the network's November 2010 survey.

ALTERNATE UNIFORM HISTORY



1995 - Kentucky



1996 - Vanderbilt




1997 - Notre Dame



1998 - Florida



2007 - Tulane




2009 - Arkansas



2011 - Auburn



2015 - Ole Miss



2016 - Mississippi State



2018 - Mississippi State

VICTORY HILL

A pregame ritual for many Tiger fans is to line North Stadium Drive in the hours before kickoff to see the Tiger Marching Band in its walk from the band hall. The band pauses each game on the hill next to the Journalism Building to play "Tiger Rag," to the delight of the LSU throngs. Former head coach Curley Hallman began the tradition in the early 1990s of leading the team by foot down Victory Hill from Broussard Hall two hours before the game. That practice became so popular that Gerry DiNardo, Nick Saban, Les Miles, Ed Orgeron and Brian Kelly have continued the tradition, even though the team began to stay in a hotel the night before home games. The team buses drive from the on-campus Lod Cook Hotel to the top of Victory Hill between the Academic Center and Journalism Building in order for the players to make their traditional walk down. L-Club members (former football lettermen) are invited to join the team on the walk down Victory Hill, affirming the bond between past and present Tigers.



WHITE JERSEYS

LSU is one of the few college football teams that traditionally wear white jerseys for home games. The tradition originated when LSU won its first national championship in 1958. Head coach Paul Dietzel had a habit of tinkering with the uniform every year. In 1958, he chose to wear white jerseys for LSU's home games, and the Tigers subsequently won the national championship. A superstitious man, Dietzel didn't change the uniform after that season. LSU continued to wear white jerseys for home games throughout the Charlie McClendon Era. When Jerry Stovall took over as head coach in 1980, he said the Tigers would occasionally wear purple jerseys so that home fans could see a different color. In 1982, the NCAA changed its jersey rule, requiring teams to wear dark colored jerseys for home games. The Tigers wore purple jerseys for all home games from 1983 to 1994. When Gerry DiNardo became head coach in 1995, he vowed to change the NCAA jersey rule. After petitioning the rules committee of the American Football Coaches Association, he personally met with each member of the NCAA Football Rules Committee. DiNardo's efforts were successful and the Tigers were allowed to wear white jerseys again beginning in 1995. A stipulation of the new rule was that the visiting team would have to give the home team permission to wear the white jerseys. The first team to deny LSU's request was DiNardo's former team, Vanderbilt. Instead of going back to purple jerseys, the Tigers took to the field in new gold jerseys. The SEC later adopted a league rule stipulating that the home team has sole discretion in determining its jersey color. Nick Saban became LSU's head coach in 2000 and continued the white jersey tradition, but with a twist. Saban decided that LSU would wear purple jerseys for all non-SEC games, except the home opener. That tradition continues today.



The Tigers celebrated the 2020 national title on the South Lawn of the White House.

THE WHITE HOUSE

Winning national championships carries the privilege of visiting Washington D.C., and touring the White House. The Tigers have traveled to the Nation's Capital following each of their three national championships in the 21st Century. Head coaches Nick Saban (2003 BCS title) and Les Miles (2007 BCS title) and their teams had the chance to meet President George W. Bush at the White House. Coach Ed Orgeron (2019 CFP title) and his squad were welcomed to the White House by President Donald Trump. The Tigers arrived in Washington D.C. on January 16, 2020, and took part in a national championship dinner at the Kennedy Center with the Louisiana Congressional Delegation. On the next day, the Tigers were granted a tour of the National Museum of African American History and Culture, which was followed by a tour of the White House and a meeting with President Trump. The Tigers then took a team photo on the steps of the United States Capitol and were welcomed to the floor of the Capitol.

VOICE OF THE TIGERS

For more than 40 years, John Ferguson was known as the "Voice of the Tigers." Ferguson's distinctive baritone voice could be heard nationwide as few teams played night games during his tenure, which began in 1946. The most famous call of all plays, though, belongs to J.C. Politz who was the "Voice of the Tigers" in 1959 when Billy Cannon made his legendary 89-yard Halloween run. Ferguson later returned to the broadcast booth doing television for TigerVision broadcasts beginning in 1984. At that time, Jim Hawthorne took over the radio duties as the football, men's basketball and baseball "Voice of the Tigers." Hawthorne has called some of the greatest moments in LSU history, including play-by-play for the Tigers' 2003 and 2007 national championship seasons. After 32 seasons as "Voice of the Tigers," Hawthorne retired at the conclusion of the 2015-16 basketball season. Chris Blair took over as the "Voice of the Tigers" in February 2016. Blair described all of the scintillating moments of the Tigers' drive to the 2019 CFP National Championship.

"Billy Cannon watches it bounce, he takes it at his own 11, he comes back upfield to the 15, stumbles momentarily, he's at the 20, running hard at the 25, gets away from one man at the 30, still runs at the (inaudible) ...at the 35, at the 45... he's on the 50, he's in the clear on the 45, the 40 (inaudible due to crowd noise)...the 15, the 10, the 5 he scores!

"Billy Cannon raced some 89 yards for a touchdown. Listen to the cheers for Billy Cannon as he comes off the field...great All-American!"
- J.C. Politz, "Voice of the Tigers", Oct. 31, 1959



John Ferguson



Jim Hawthorne



Chris Blair

“DEATH VALLEY IS THE POUND-FOR-POUND KING OF NOISE IN COLLEGE FOOTBALL.”

- Bruce Feldman, FoxSports.com



TIGERSTADIUM



BY THE NUMBERS

444-156-18

All-time Tiger Stadium record (.733)

347-111-13

All-time night record in Tiger Stadium (.750)

134-24

Home record since 2000

101-14

Saturday night home record since 2000

63-2

Record in non-conference home games since 2000

58

Years ranked in the top 10 in national attendance

98th

Year of LSU Football in Tiger Stadium dating back to 1924

15

Undefeated home seasons

137

Times the home crowd has exceeded 90,000 for a game

1,500

Old dorm rooms below the east and west stands

13

Trips by the ESPN “College GameDay” crew

102,321

Stadium capacity and largest attendance set 14 times since 2014

22

School-record home winning streak from Oct. 24, 2009 to Oct. 13, 2012

THE FACTS

Year Built: 1924

Capacity: 102,321

Largest Crowd: 102,321 (14 times since 2014)

First Game: vs. Tulane, 11/27/1924

First Night Game: vs. Spring Hill, 10/3/1931


NATIONAL STADIUM CAPACITIES

TIES

1. Michigan	Michigan	107,601
2. Penn State	Beaver	106,572
3. Ohio State	Ohio	102,780
4. Texas A&M	Kyle Field	102,733
5. LSU	Tiger	102,321
6. Tennessee	Neyland	101,915
7. Texas	Texas Memorial	100,119
8. Alabama	Bryant-Denny	100,077
9. Georgia	Sanford	92,746
10. UCLA	Rose Bowl	88,565

THE PRESERVATION OF TIGER STADIUM

In August 2010, LSU Athletics and the Tiger Athletic Foundation launched a campaign to preserve and restore the look of Tiger Stadium. The highly-successful campaign has enhanced the atmosphere in and around the iconic venue. With the expansion of the South End Zone in 2014, Tiger Stadium's capacity is 102,321. All of the projects were privately funded by TAF.



WEST & NORTH STADIUM PLAZAS

Prior to the start of the 2012 season, construction was completed on the first part of the West Side plaza that included new gates, the All-American and Hall of Fame plazas, and the National Championship plaza that showcases the past, present and future of LSU football. Construction on the North Plaza of Tiger Stadium was completed prior to the 2013 season. This update maintained the great look and feel of Tiger Stadium while preserving the facility in a way that allows it to continue to function for years to come.



TIGER STADIUM WINDOWS

On Nov. 1, 2012, all 428 windows on the North Side of Tiger Stadium were replaced, marking the initial phase in the Preservation of Death Valley. The 300 windows on the East and West Sides of Tiger Stadium were sponsored and replaced after the 2013 season. The new windows restored the original look of the stadium on the outside and provided interior protection from the elements.



SOUTH END ZONE PROJECT

The South End Zone expansion was completed before the 2014 season. The expansion included 66 suites, approximately 3,000 club seats and 1,400 general public seats above the South End Zone bowl. The addition also features two HD corner scoreboards that are among the best in the SEC.



BRIGHT LIGHTS

A state-of-the-art lighting system was installed prior to the 2012 season that turns the upper archways of the North End of the stadium purple and gold and lights the iconic "LSU" on the stadium's North scoreboard. The visually outstanding system perpetuates the legend of the stadium's night games. Following an LSU win, the North End of the stadium lights up in "Victory Gold."

"IT'S SATURDAY NIGHT IN DEATH VALLEY AND HERE COME YOUR FIGHTING TIGERS OF LSU!"



Hearing those words from public address announcer Dan Borne' as the Tigers enter the stadium brings chills to even the casual LSU football fan and sends shivers to those on the opposing sideline. On football gamedays, Tiger Stadium becomes the fifth largest city in the state of Louisiana as over 100,000 fans pack the cathedral of college football to watch the Tigers play.

For LSU fans, there's nothing better than spending a night in Tiger Stadium. LSU home football games are events talked about year-round and happenings in Tiger Stadium are passed down from generation to generation.

For opponents, however, it's another story, as Tiger Stadium is an intimidating venue that has been called one of the most dreaded road playing sites in all of college football. Seating over 100,000 fans and nicknamed "Death Valley," poll after poll has proclaimed Tiger Stadium as one of the greatest sites anywhere for a football game.

No Place Like Home

LSU enters the 2023 season having won 134 of its 158 games in Tiger Stadium over the past 23 seasons. That stretch dates back to the start of the 2000 season and includes wins over 34 Top 25 teams. The Tigers established the school record for consecutive home victories with 22 from Oct. 24, 2009, to Oct. 13, 2012.

LSU is 134-24 at home since the 2000 season -- including perfect home records of 7-0 in 2004, 8-0 in 2006, 7-0 in 2010, 6-0 in 2011, 7-0 in 2013 and 7-0 in 2019. Only six times since 2000 have the Tigers lost more than one home game.

The 2022 Tigers recorded a 6-1 home mark and averaged 100,596 fans per game. LSU in the span of three weeks in Tiger Stadium defeated two Top 10 teams, No. 7 Ole Miss and No. 6 Alabama.

LSU in 2021 posted a 5-2 mark in Tiger Stadium and averaged 94,808 spectators for its seven home contests. The Tigers recorded home wins over No. 14 Texas A&M and No. 20 Florida.

The Tigers played just four home games in 2020 due to the COVID-19 pandemic, and Tiger Stadium's capacity was limited to 25 percent in an effort to prevent the spread of

the deadly virus.

LSU in 2019 outscored its home opponents by an average margin of 48-14. The Tigers' unblemished 2019 home record featured a victory over No. 7 Florida before a sold-out Saturday night crowd of 102,321. Just two weeks later, the Tigers posted a 23-20 win over No. 9 Auburn in a Death Valley afternoon contest with 102,160 in attendance.

In 2018, LSU beat No. 2 Georgia in one of three sold-out games that included a Top-5 showdown with top-ranked Alabama.

In 2017, LSU recorded a home win over No. 10 Auburn before 101,601 fans. The 2016 Tigers defeated No. 23 Ole Miss in Tiger Stadium and played top-ranked Alabama before a sell-out crowd of 102,321.

The Tigers in 2015 posted victories before three sell-out home crowds in excess of 102,000, including wins over 18th-ranked Auburn and eighth-ranked Florida.

The 2015 home schedule was marked by a pair of unusual occurrences. The season opener versus McNeese State was stopped in the first quarter due to severe lightning and eventually canceled when the lightning persisted throughout the evening. And, LSU in 2015 held an impromptu home game



against South Carolina in Tiger Stadium after severe flooding in Columbia, S.C., the week prior to the game forced the contest to be moved to Baton Rouge.

The 2014 season featured the opening of the South End Zone Expansion, increasing Tiger Stadium's seating capacity to 102,321. LSU averaged a school-record 101,723 fans for seven home games, recording sold-out attendance figures of 102,321 for its home games against Mississippi State, Ole Miss and Alabama.

LSU in 2013 was undefeated (7-0) at home for the fourth time in nine seasons. The home schedule was highlighted by wins over No. 17 Florida and No. 9 Texas A&M.

The 2012 season saw the Tigers shatter the school total attendance record, packing in a combined 741,005 fans for eight games. The Tigers knocked off third-ranked South Carolina, 23-21, with a spectacular fourth quarter on October 13. The win was LSU's 22nd consecutive home triumph, representing a school record.

One of the most anticipated games in Tiger Stadium history occurred on November 3, 2012, against top-ranked Alabama. After weeks of buildup, a then



“DRACULA AND LSU FOOTBALL ARE AT THEIR BEST AFTER THE SUN GOES DOWN.”

-Beano Cook, ESPN

school-record 93,374 fans and nearly 1,000 credentialed media saw the Tide escape with a 21-17 victory.

However, the atmosphere that evening left an indelible image for many. ESPN personality Scott Van Pelt, attending his first LSU home game, said this two days later on his radio show: “There is nothing I would put ahead of that, that I’ve ever seen in any sport. When you’re there, you don’t want to miss anything.”

Fans and media came from across the globe to attend the event. Alex Ferguson of Sky Sports UK wrote, “This has been one of the greatest experiences of my life, and any self-respecting sports fan has to go to a game in Tiger Stadium.”

In 2011, the Tigers capped a perfect 12-0 regular season with a 41-17 victory over No. 3 Arkansas. A crowd of 93,108 -- at the time the third-largest in the stadium’s history -- watched LSU erase a 14-0 deficit by outscoring the Razorbacks 41-3 the rest of the way. In six home games during its SEC Championship run, LSU outscored its opponents by a combined 253-57.

On November 8, 2008, LSU eclipsed the 93,000-fan mark for the first time in school history when 93,039 spectators welcomed back former coach Nick Saban and top-

ranked Alabama. LSU fell to the Crimson Tide, 27-21 in overtime, in what was then the most to ever see a game in Tiger Stadium. That mark was surpassed in 2009 when once again the nation’s top-ranked team, the Florida Gators, played under the lights on October 10. A then school-record 93,129 fans watched Florida defeat LSU, 13-3.

The Tigers posted a 6-1 home mark during their 2007 national championship season, including a thrilling 28-24 victory on October 6 over Florida that was played before a crowd of 92,910 and a national primetime audience on CBS. Legendary CBS Sports announcer Verne Lundquist to this day says it is the loudest he has ever heard a stadium during a broadcast.

The 2005 season saw Tiger Stadium play host to its first Monday night game as LSU dropped an overtime thriller to Tennessee after the game was postponed two days due to Hurricane Rita. The LSU-Tennessee contest was the most-watched college football game in the history of ESPN2 as 2.77 million homes tuned in.



Due to the devastation to New Orleans and the Louisiana Superdome by Hurricane Katrina, Tiger Stadium served as the playing site for four New Orleans Saints games in 2005, as well as hosting the Tulane-

Southeastern Louisiana contest. In all, 11 games (seven NCAA and four NFL) were played in Tiger Stadium during the 2005 season.

Part of the lore of Tiger Stadium is the tradition of playing games at night, an idea that was introduced in 1931 versus Spring Hill (a 35-0 LSU victory). Since that first night game in 1931, LSU has played the majority of its games at night and the Tigers have fared better under the lights than during the day. Since 1958, LSU is 273-71-4 (.790) at night in Tiger Stadium compared to a 48-28-3 (.627) record during the day in that span. Since 2000, LSU is 101-14 (.878) in Saturday night games in Death Valley.

CBSSports.com’s Dennis Dodd wrote in October 2009 of LSU’s fabled night history, “It has turned the knees of All-Americans to goo. It has caused coaches to lose their coaching minds. It only happens at a special space at a special time. LSU can be up, LSU can be down, but LSU’s best weapon remains ... sunset.”

LSU has averaged 76,219 spectators for its 434 contests in Tiger Stadium since the NCAA began compiling official attendance figures in 1957. Since the start of the NCAA’s attendance compilations, LSU has finished



in the nation's top 10 in average attendance in 58 of the past 65 seasons. (The NCAA did not keep official attendance records in 2020 due to the COVID-19 pandemic). The Tigers have drawn 33,079,039 fans since 1957. LSU passed the 30,000,000-mark in all-time attendance in 2016.

Tiger Stadium first opened its gates to fans in the fall of 1924 as LSU hosted Tulane in the season finale. Beginning with that first game in Tiger Stadium, LSU has posted a 444-156-18 (.733) mark in Death Valley. LSU's overall home record since the start of football in 1893 is 527-176-20 (.743).

Testimonials

Tiger Stadium tradition has seen its share of national publicity as one of the most talked about venues in all of sports.

In 1998, Sport Magazine named Tiger Stadium "the most feared road playing site in America," and in 1996, ESPN named LSU's pre-game party the best in all of America. Those surveys supported the previous polls by Gannett News Service in 1995, The Sporting News in 1989 and the College Football Association in 1987, that depict Tiger Stadium as the most difficult place for a visiting team to play.

Sports Illustrated's Rick Reilly, in a column comparing college football to professional football, penned that "College football is LSU's Tiger Stadium at night." ESPN's Chris Fowler called LSU his favorite gameday experience in the Sports Illustrated's On Campus issue in 2003.

In 2002, after a 33-10 non-conference win over Miami (Ohio), UM coach Terry Hoepfner said of Tiger Stadium, "That's as exciting an environment as you can have. I thought the crowd was a factor for us because we had communication

problems we haven't had at Michigan and Ohio State."


After a victory before a national television audience on ESPN in 2001, ESPN sideline reporter Adrian Karsten said, "Death Valley in Baton Rouge is the loudest stadium I've ever been in. There are very few stadiums in America worth a touchdown, but the Bayou Bengals certainly have that advantage in Tiger Stadium."

In 2007, the acclaim continued when The Bleacher Report ranked "Death Valley" as the third toughest venue in the world to play in. LSU's run to a national title and record crowds led ESPN.com to proclaim Tiger Stadium as "The Scariest Place to Play in America" for an opposing team in a list of stadium rankings.

Wright Thompson of ESPN.com wrote in 2008, "It was electric. When Death Valley is rocking, it seems as if it might actually take flight. On Saturday, I went back to Baton Rouge to see Alabama barely beat LSU, and was, once again, reminded that Tiger Stadium is the best place in the world to watch a sporting event."

The stadium's sheer noise and tradition has carried into a new decade. In 2010, The Sporting News proclaimed Tiger tailgating and "Saturday Night in Death Valley" as the top gameday tradition in all of college football. That same year, the Associated Press named Tiger Stadium as the top place to tailgate in college football.

Following the 2012 season, Athlon Sports wrote, "Be it the vast and unique tailgating menu or Richter Scale-inducing fans, few places in the nation can send chills down your spine like a game at Tiger Stadium. As one of the loudest and most rabid atmospheres in the nation, LSU boasts one of the most daunting home-field advantages in college football – especially at night."



LSU 19
Ewing, Mo



Great Moments

On November 5, 2022, No. 10 LSU saw an opportunity to beat No. 6 Alabama, and first-year head coach Brian Kelly elected to attempt a two-point conversion while trailing 31-30 in the first overtime period. LSU quarterback Jayden Daniels sprinted to his right and completed the three-yard pass to freshman tight end Mason Taylor, who scored just inside the front-right corner of the South end zone to give the Tigers a 32-31 victory. On the first play of LSU's overtime possession, Daniels had scrambled 25 yards to paydirt, cutting the Crimson Tide advantage to 31-30 before the Tigers executed the game-winning two-pointer.

The home schedule of the 2019 national championship season was capped by the Senior Tribute prior to the Texas A&M game, when quarterback Joe Burrow entered Tiger Stadium wearing a "Burreaux" nameplate on the back of his jersey. "Burreaux" was an homage by the eventual Heisman Trophy winner to LSU and to the people of Louisiana.

The 2007 national championship season featured some of Tiger Stadium's most exciting moments, including a 28-24 win over Florida on Oct. 6. Top-ranked LSU overcame a 10-point fourth-quarter deficit to beat the ninth-ranked Gators in front of 92,910 fans – then the largest crowd in

stadium history – and a primetime CBS national television audience.

Just two weeks later, Matt Flynn connected with Demetrius Byrd on a 22-yard TD pass with one second remaining to give LSU a 30-24 victory over Auburn in a game televised by ESPN. LSU rallied from deficits of 17-7 at halftime and 24-23 with three minutes left in the contest to capture the electrifying win.

Though already considered one of the most raucous stadiums in all of college football, the 2003 season saw Tiger Stadium take it to another level during LSU's national title run, as the team, along with the fans, captivated the national media almost on a weekly basis. CBS televised Matt Mauck's last-minute game-winning pass to Skyler Green against Georgia before a crowd of 92,251, while ESPN was on hand for a dominating 31-7 victory over Auburn.

The Tigers closed out the 2003 home slate with a 55-24 win over Arkansas before what was then the second-largest crowd in school history (92,213).

In 2001, the Tigers clinched a berth in their first SEC Championship Game with a 27-14 victory over Auburn in the season finale in Tiger Stadium. After the contest, thousands of Tiger fans spilled onto the stadium floor to celebrate the victory. The Auburn game was traditionally played earlier in the season, but the attacks of

September 11 postponed the contest until the final week of the regular season.

In 2000, the goal posts came down on two occasions. Immediately after the Tigers upset then-No. 11 ranked Tennessee 38-31 in overtime, the capacity crowd of 91,682 flowed onto the field of Tiger Stadium to celebrate the victory. Hundreds of students lined the sidelines and the back of the north end zone as the Tigers held the Vols scoreless in overtime for the victory.

The goal posts fell again in the final home game of the 2000 season as the Tigers posted a 30-28 win over Alabama, their first victory over the Crimson Tide in Tiger Stadium since 1969.

The goal posts fell for the first time in 1997, as all of America witnessed one of the most explosive nights in the history of the grand stadium when the Tigers upended No. 1-ranked Florida before a national television audience. A sea of Tiger fans swamped the floor of Death Valley as both goal posts came crashing down -- a scene that was replayed countless times on college football highlight shows.

One of the most famous moments in Death Valley history took place on "The Night The Tigers Moved the Earth," Oct. 8, 1988. When Tiger quarterback Tommy Hodson threw to Eddie Fuller for a winning touchdown against Auburn, the explosion of the crowd was so thunderous that it



caused an earth tremor that registered on a seismograph meter in LSU's Geology Department across campus.

Then there was the night the Tigers nearly upset No. 1-ranked Southern California before a sellout crowd on September 28, 1979. The Tigers came up short, but the crowd roared from kickoff to final whistle in a game many ardent LSU followers rank as the loudest in stadium history.

And, of course, there was Halloween night 1959, when Billy Cannon made his famous 89-yard punt return to lead No. 1 LSU past No. 3 Ole Miss. Legend has it that families living near the campus lakes came running out of their homes in fear of the noise erupting around them.

Those are the highlights, some of which have shaped the character of this great stadium. But week in and week out each fall, a new chapter unfolds in the history of Death Valley.

Aside from football, Tiger Stadium has served as a tremendous concert venue, playing host to over 100,000 fans for the Garth Brooks show in April 2022.

From 2010-16, and again in 2019, Death Valley played host to "Bayou Country Superfest," a three-day country music festival that featured the likes of Taylor Swift, Blake Shelton, Kenny Chesney, Tim McGraw, Zac Brown Band, Rascal Flatts, Keith Urban, Carrie Underwood, Jason Aldean and Luke Bryan.

History

The home of one of football's proudest traditions, Tiger Stadium once served as a dormitory for approximately 1,500 students, and while Broussard Hall, then LSU's athletics dormitory, was being renovated during the fall of 1986, the LSU football players lived in Tiger Stadium.

The original phase of construction was completed in 1924. This first phase included the East and West stands, which seated about 12,000. Seven years later (1931), the sides were extended upward to accommodate an additional 10,000 fans, raising the capacity to 22,000. In 1936, the stadium seating capacity was increased to 46,000, with the addition of 24,000 seats in the North End, making Tiger Stadium into a horseshoe configuration.

The next phase of construction took place in 1953 when the stadium's South End was closed to turn the horseshoe into a bowl, increasing the seating capacity to 67,720.

The original upper deck atop the West stands was completed in 1978, and it added 8,000 seats to the stadium's capacity. More seating in two club level sections, which flanked the existing press box, brought the total addition to approximately 10,000 seats and raised the stadium's capacity to approximately 78,000.

Refurbishing began on the stadium in the summer of 1985, when the East and West stands were waterproofed, and 25,000 chair back seats were added to replace the older "bench" type seats. Another phase of improvements was completed in 1987 when the North and South stands were waterproofed and newer bleachers were again installed to replace the older ones.

The playing field was moved 11 feet south in 1986 to provide more room between the back line of the North End Zone and the curvature of the stadium fence that surrounds the field. It also put the playing area in the exact center of the arena's grassy surface.

Prior to the 1987 season, more seats were installed at the upper portion of the West lower stands in Tiger Stadium. Also, the stadium's seating arrangement was renumbered to make all seats a uniform size. The addition of bleacher seating in 1988 brought the capacity to 80,150, but the elimination of some bleacher seating after the 1994 season dropped the capacity to 80,000.

Now the fifth-largest on-campus stadium, Tiger Stadium continues to provide fans with the ultimate college football experience. Prior to the 2000 season, 11,600 seats were added with the installation of the East Upper Deck, bringing the capacity to nearly 92,000. In addition to the new East Upper Deck, 70 skyboxes, called "Tiger Dens," were built, giving Tiger fans luxury accommodations. The addition of the 11,600 seats in 2000 marked the first expansion to Tiger Stadium since 1978, when the original West Upper Deck was completed.

The distinctive environment of Tiger Stadium became even more pronounced in 2005 as the ambitious West Upper Deck project was virtually completed. Construction on the project -- which began immediately after LSU's home finale against Ole Miss in November of 2004 - carried a \$60 million price tag and rebuilt over 3,200 special amenity seats as well as a state-of-the-art press box. The West Side renovation, which included the removal and rebuilding of the upper deck to mirror the East Side upper deck, was completely finished during the 2006 season.


In 2009, major technological advances were made when Tiger Stadium added an 80-foot wide high-definition video board to the North End Zone of the facility. As one of the largest video boards in all of college athletics, the HD board measures 27-feet high and 80-feet wide.

In August 2010, the Department of Athletics and the Tiger Athletic Foundation launched a campaign to preserve and restore the look of Tiger Stadium. The 428 windows on the North Side of the stadium were completely refurbished. The 300 windows on the East and West Sides of the stadium were completed for the 2013 season.

Prior to the 2012 season, construction was completed on the first part of the West Side plaza that included new gates, All-American and Hall of Fame plazas and the national championship plaza that showcases the past, present and future of LSU football. Construction on the North Plaza of Tiger Stadium was completed prior to the 2013 season.

The 2012 season saw a new tradition established at Tiger Stadium. Following an LSU victory, the North End of the stadium lights up in "Victory Gold." The unique look is a part of a state-of-the-art lighting system that was installed prior to the 2012 season that turns the upper archways of the North End of the stadium to purple and gold. Also prior to the 2012 campaign, letters spelling out "Tiger Stadium" were installed on the West Side.

In April 2012, a new era of Tiger Stadium was unveiled, as plans were announced for the South End Zone Expansion. Construction was completed prior to the 2014 season for 66 suites, approximately 3,000 club seats above the existing South End Zone seats, and 1,400 general public seats above the new suite and club seating. The project, privately funded by Tiger Athletic Foundation, brought the capacity of Tiger Stadium to 102,321, making it the sixth-largest stadium in the nation.



Individual Records

	LSU	OPPONENTS
RUSHING		
Yards	287 by Tyrion Davis-Price (Florida, 2021)	291 by Shaun Alexander (Alabama, 1996)
Attempts	43 by Charles Alexander, 1977	
Touchdowns	4 (four times; last: LaBrandon Toefield, Utah State, 2001)	4 by Shaun Alexander (Alabama, 1996)
Longest rush	89 yards by Clyde Edwards-Helaire (Arkansas, 2019)	
PASSING		
Yards	438 by Tommy Hodson (Tennessee, 1989)	623 by K.J. Costello (Mississippi State, 2020)
Completions	33 by Jeff Wickersham (Mississippi St., 1983)	37 (three times; last: Brandon Doughty, Western Kentucky, 2015)
Attempts	58 by Josh Booty (Auburn, 1999)	72 by Levi Brown (Troy, 2008)
Touchdowns	5 four times; last: Max Johnson (Central Michigan, 2021)	5 twice; last: K.J. Costello (Miss. State, 2020)
Longest Pass (2016)	94 yards - Anthony Jennings to Travin Dural (Sam Houston St., 2014)	98 yards - Austin Appleby to Tyrie Cleveland (Florida, 2016)
TOTAL OFFENSE		
Plays	65 by Max Johnson (Ole Miss, 2020)	74 by Levi Brown (Troy, 2008)
Yards	480 by Max Johnson (Ole Miss, 2020)	585 by K.J. Costello (Mississippi State, 2020)
RECEIVING		
Receptions	14 by Wendell Davis (Ole Miss, 1986); by Kayshon Boutte (Ole Miss, 2020)	12 by David Martin (Tennessee, 2000)
Yards	308 by Kayshon Boutte (Ole Miss, 2020)	231 by DeVonta Smith (Alabama, 2020)
Touchdowns	5 by Carlos Carson (Rice, Sept. 24, 1977)	3 by DeVonta Smith (Alabama, 2020)
RETURNS		
Punt Returns	7 (twice; last: Eddie Kennison, Kentucky, 1994)	
Punt Return Yards	163 by Trindon Holliday (North Texas, 2008)	
Kickoff Returns	7 by Trindon Holliday (Georgia, 2008)	
Kickoff Return Yards	164 by Trindon Holliday (Georgia, 2008)	
Long Punt Return	100 by Eddie Kennison (Mississippi St., 1994)	
Long Kickoff Return	100 by Eric Martin (Kentucky, 1981)	
Long Missed FG Return	100 by Odell Beckham Jr. (UAB, 2013)	
ALL-PURPOSE		
Yards	376 by Kevin Faulk (Houston, 1996)	
SCORING		
Points	30 by Carlos Carson (Rice, 1977)	24 by Shaun Alexander (Alabama, 1996); by Peyton Hillis (Arkansas, 2007)
DEFENSE		
Tackles	21 by Al Richardson (South Carolina, 1982)	
Sacks	3 (by several; last: Maason Smith, McNeese, 2021)	
Interceptions	3 (twice; last: Craig Burns, Ole Miss, 1970)	
KICKING		
Field Goals	5 by Cole Tracy (Georgia, 2018)	
Longest Field Goal	56 yds. by Cade York (McNeese, 2021)	
PATs Made	10 by Bobby Moreau (Rice, 1977)	
Longest Punt	71 by Matt DeFrank (Notre Dame, 1986)	

Team Records

	LSU	OPPONENTS
RUSHING		
Rushing Attempts	83 (Wyoming, 1977)	71 (Mississippi State, 1991)
Rushing Yards	503 (Oregon, 1977)	422 (Mississippi State, 1991)
Rushing TDs	8 (Tulane, 1961)	5 (three times; last: Arkansas, 2007)
PASSING		
Passes Attempted	69 (Auburn, 1999)	72 (Troy, 2008)
Passes Completed	33 (Mississippi State, 1983; New Mexico, 2022)	37 (three times; last: Western Kentucky, 2015)
Completion Pct.	88% (Northwestern State, 2019)	80% (Florida, 1993)
Passing Yards	488 (Northwestern State, 2019)	623 (Mississippi State, 2020)
Passes Had Int.	6 (Tennessee, 1939)	5 (Texas A&M, 1986; Ole Miss, 2020)
TD Passes	7 (Ohio University, 1989)	6 (Florida, 2001)
OFFENSE		
First Downs	35 (Mississippi State, 1969; Ole Miss, 2022)	33 (Alabama, 1989)
Total Offensive Att.	99 (Tulane, 1969)	89 - three times (last: Troy, 2008)
Total Offensive Yards	746 (Rice, 1977)	650 (Alabama, 2020)
Fumbles Lost	5 - three times (last: Mississippi St., 1945)	
Total Turnovers	8 (Tulane, 1944)	
SCORING		
Points in a Quarter	37 (Southern, 2022 - 1st Quarter)	24 (Miami, 1988 - 4th Quarter; Alabama, 2020 - 2nd Quarter)
Points in a Half	51 (Southern, 2022 - First Half)	
Points in First Half	51 (Southern, 2022)	
Points in Second Half	49 (Rice, 1977)	
Most Points	77 (Rice, 1977)	58 (Florida, 1993)
Most Points, Both Teams	101 (LSU def. Ole Miss, 53-48 in 2020)	

Longest Tiger Stadium Winning Streaks

	WINS	YEARS	BEGAN	SNAPPED
1.	22	2009-12	Oct. 24 def. Auburn, 31-10	Nov. 3 lost to Alabama, 21-17
2.	19	2005-07	Oct. 15 def. Florida, 21-17	Nov. 23 lost to Arkansas, 50-48 (3OT)
3.	17	1935-38	Oct. 5 def. Texas, 18-6	Sept. 24 lost to Ole Miss, 20-7
4.	15	1971-73	Sept. 18 def. Texas A&M, 37-0	Nov. 22 lost to Alabama, 21-7
5.	14	1957-60	Sept. 28 def. Alabama, 28-0	Oct. 1 lost to Baylor, 7-3
6.	11	2012-14	Nov. 10 def. Mississippi St., 37-17	Sept. 20 lost to Mississippi St., 34-29
7.	10	2003-05	Oct. 25 def. Auburn, 31-7	Sept. 26 lost to Tennessee, 30-27 (OT)

Top 25 Tiger Stadium Crowds

NO.	ATT.	OPPONENT	DATE	RESULT
1.	102,321	Alabama	Nov. 5, 2022	W, 32-31 (OT)
	102,321	Tennessee	Oct. 8, 2022	L, 13-40
	102,321	Southern	Sept. 10, 2022	W, 65-17
	102,321	Florida	Oct. 12, 2019	W, 42-28
	102,321	Alabama	Nov. 3, 2018	L, 0-29
	102,321	Georgia	Oct. 13, 2018	W, 36-16
	102,321	Louisiana Tech	Sept. 22, 2018	W, 38-21
	102,321	Alabama	Nov. 5, 2016	L, 0-10
	102,321	Florida	Oct. 17, 2015	W, 35-28
	102,321	Eastern Michigan	Oct. 3, 2015	W, 44-22
	102,321	Auburn	Sept. 19, 2015	W, 45-21
	102,321	Alabama	Nov. 8, 2014	L, 13-20 (OT)
	102,321	Ole Miss	Oct. 25, 2014	W, 10-7
	102,321	Mississippi State	Sept. 20, 2014	L, 29-34
15.	102,218	Texas A&M	Nov. 30, 2019	W, 50-7
16.	102,164	Southern Miss	Oct. 15, 2016	W, 45-10
17.	102,160	Auburn	Oct. 26, 2019	W, 23-20
18.	102,071	Missouri	Oct. 1, 2016	W, 42-7
19.	102,043	Florida	Nov. 19, 2016	L, 10-16
20.	101,987	New Mexico State	Sept. 27, 2014	W, 63-7
21.	101,803	Texas A&M	Nov. 28, 2015	W, 19-7
22.	101,720	Ole Miss	Oct. 22, 2016	W, 38-21
23.	101,699	Arkansas	Nov. 14, 2015	L, 14-31
24.	101,601	Auburn	Oct. 14, 2017	W, 27-23
25.	101,581	Kentucky	Oct. 18, 2014	W, 41-3

There's Proof in the Polling

2021
LSU's Tiger Stadium is voted No.1 in the Fox College Football Poll of the best Power 5 Stadiums in America.

2013
Athlon Sports ranks Tiger Stadium as the top venue in college football, proclaiming there is nothing better in the sport than a night game in "Death Valley"

2012
CNN reveals its top tailgating destinations in football and LSU's gameday experience is No. 1

2011
A CBSports.com poll ranking votes Tiger Stadium No. 1 for the venue's tradition, architecture, fans and atmosphere.

2010
The Sporting News and Associated Press proclaim Tiger tailgating and Saturday Night in Death Valley as the top gameday traditions in all of college football.

2007
ESPN.com proclaims Tiger Stadium "The Scariest Place To Play in America" for an opposing team in a list of stadium rankings.

2007
The Bleacher Report ranks Tiger Stadium as the third toughest venue in the world to play in. Death Valley was only one of three American venues to make the list, surpassing the likes of Lambeau Field and Yankee Stadium.

1998
Sport Magazine names Tiger Stadium "the most feared

road playing site in America."
1996
ESPN proclaims LSU's pregame party to be the best in college football.

1995
Gannett News Service, in a poll of college football head coaches, names Tiger Stadium as the most dreaded road playing site in America.

1989
The Sporting News ranks Tiger Stadium No. 1 among "The 10 best places to attend a college football game."

1987
The College Football Association, in a poll of the nation's Division I-A head coaches, determines that Tiger Stadium is the most difficult place for a visiting team to play.

LSU Win-Loss Records in Tiger Stadium

1924	0-1-0	1944	1-4-1	1964	4-1-1	1984	5-1-0	2004	7-0-0
1925	4-2-0	1945	4-2-0	1965	6-1-0	1985	4-1-1	2005	5-1-0
1926	3-1-0	1946	6-1-0	1966	3-2-1	1986	5-2-0	2006	8-0-0
1927	2-1-0	1947	4-1-0	1967	5-2-0	1987	5-1-1	2007	6-1-0
1928	4-0-0	1948	3-4-0	1968	5-1-0	1988	5-1-0	2008	5-3-0
1929	5-1-0	1949	7-1-0	1969	6-0-0	1989	2-4-0	2009	6-1-0
1930	5-0-0	1950	3-2-1	1970	6-1-0	1990	5-1-0	2010	7-0-0
1931	3-1-0	1951	4-2-1	1971	5-2-0	1991	2-4-0	2011	6-0-0
1932	3-1-1	1952	0-5-0	1972	7-0-0	1992	2-5-0	2012	7-1-0
1933	5-0-2	1953	3-2-1	1973	6-1-0	1993	3-3-0	2013	7-0-0
1934	3-1-1	1954	3-3-0	1974	5-1-0	1994	2-4-0	2014	5-2-0
1935	4-1-0	1955	2-2-1	1975	3-3-0	1995	5-1-0	2015	6-1-0
1936	6-0-0	1956	1-4-0	1976	6-0-1	1996	6-1-0	2016	5-2-0
1937	7-0-0	1957	4-2-0	1977	5-2-0	1997	4-3-0	2017	5-1-0
1938	5-2-0	1958	5-0-0	1978	5-1-0	1998	3-3-0	2018	6-1-0
1939	2-4-0	1959	6-0-0	1979	4-3-0	1999	3-4-0	2019	7-0-0
1940	5-2-0	1960	4-2-0	1980	5-1-0	2000	6-1-0	2020	2-2-0
1941	3-3-2	1961	6-0-0	1981	3-4-0	2001	5-2-0	2021	5-2-0
1942	6-0-0	1962	4-1-1	1982	5-1-1	2002	6-1-0	2022	6-1-0
1943	4-1-0	1963	5-1-0	1983	2-5-0	2003	6-1-0	Total	444-156-18 (.733)

Tiger Stadium Attendance (1957-2022)

YEAR	G	ATT.	AVG.	NCAA RANK	YEAR	G	ATT.	AVG.	NCAA RANK	YEAR	G	ATT.	AVG.	NCAA RANK
1957	6	297,953	49,659	8	1982	7	537,012	76,716	6	2007	7	648,334	92,619	6
1958	5	296,576	59,315	3	1983	7	535,432	76,490	6	2008	8	739,065	92,283	7
1959	7	408,727	58,390	3	1984	6	467,746	77,958	6	2009	7	647,420	92,489	7
1960	6	318,899	53,150	7	1985	6	454,182	75,697	9	2010	7	649,023	92,718	8
1961	6	381,409	63,568	3	1986	7	546,129	78,018	7	2011	6	557,210	92,868	7
1962	6	397,701	66,284	3	1987	7	541,307	77,330	7	2012	8	741,005	92,626	7
1963	6	396,846	66,141	2	1988	6	464,006	77,334	7	2013	7	639,927	91,418	8
1964	6	380,687	63,448	4	1989	6	425,334	70,889	12	2014	7	712,063	101,723	4
1965	7	457,733	65,390	4	1990	6	429,480	71,580	13	2015	7	654,084	93,441	*4
1966	6	386,098	64,350	4	1991	6	412,476	68,746	16	2016	7	708,618	101,231	5
1967	7	454,101	64,872	4	1992	7	470,546	67,221	13	2017	6	591,034	98,506	6
1968	6	396,774	66,129	5	1993	6	361,632	60,272	20	2018	7	705,733	100,819	5
1969	6	388,461	64,744	7	1994	6	390,741	65,124	14	2019	7	705,892	100,842	6
1970	7	436,823	62,403	9	1995	6	446,148	74,358	11	2020#	4	87,233	21,808	N/A
1971	7	463,491	66,213	5	1996	7	556,631	79,519	8	2021	7	663,653	94,808	6
1972	7	470,078	67,154	7	1997	7	561,629	80,233	9	2022	7	704,172	100,596	4
1973	7	474,108	67,730	5	1998	6	481,739	80,290	10	Total:	434	33,079,039	76,219	
1974	6	395,587	65,931	6	1999	7	551,780	78,826	11					
1975	6	386,171	64,362	9	2000	7	614,704	87,815	5					
1976	7	452,921	64,703	7	2001	7	633,440	90,491	5					
1977	7	455,433	65,062	9	2002	7	632,147	90,307	5					
1978	6	446,392	74,399	6	2003	7	636,817	90,974	6					
1979	7	507,984	72,569	7	2004	7	638,462	91,209	6					
1980	6	444,703	74,617	7	2005	6	549,480	91,580	6					
1981	7	513,850	73,407	8	2006	8	737,696	92,212	6					

* For NCAA ranking purposes, LSU's 2015 six-game home average was 102,004 (612,024 total attendance). The NCAA ranking excludes the game vs. South Carolina that was moved to Tiger Stadium when the contest could not be played in Columbia due to severe flooding. # Tiger Stadium capacity in 2020 limited to 25 percent due to COVID-19 pandemic; the NCAA did not produce an attendance ranking in 2020.