


Alabama



Crimson Tide

vs.

LSU



Tigers

FINAL BOOK

November 6, 1993, Bryant Denny Stadium
Tuscaloosa, Alabama

NCAA OFFICIAL SCORING SUMMARY

LSU Fighting Tigers

vs.

Alabama Crimson Tide

Date November 6, 1993 Site Bryant-Denny Stadium

Attendance 70,123

Score by Quarters	1	2	3	4	Final
LSU Fighting Tigers	0	0	14	3	17
Alabama Crimson Tide	0	0	0	13	13

(Team) (Qtr.) (Time Left) (Scoring Play) (Extra Point Attempt) Drive (Plays-Yds-TOP)

LSU 7-0 3 10:41 Jay Johnson 2-yard RUN (Andre Lefleur) (5 plays, 38 yards, 1:59 TOP)

LSU 14-0 3 4:38 Robert Toomer 2-yard RUN (Lefleur PAT) (5-37-2:19)

ALA 14-7 4 14:14 David Palmer-Tarrant Lynch 3-yard PASS (Michael Proctor PAT)

(9 plays, 80 yards, 4:02 TOP)

LSU 17-7 4 4:22 Lefleur 36-yard FIELD GOAL (10-47-4:42)

ALA 17-13 4 2:41 Palmer-Kevin Lee 22-yard PASS (RUN FAILED) (5-77-1:41)

Time of Game: Kickoff 11:38 a.m. End of Game 2:39 p.m. Total Elapsed Time 3:01

Officials (R) - Mack Gentry; G.A. Morris (L), Larry Rose (SJ), Toby Silberman (BJ); Nate Anderson (U); Mike McGinnins (LJ); Joe DeLany (FJ); William Bowdoin (Alt.)

Temperature 46 (35) Wind NW 10-20 Weather Sunny, Cold and Temps will drop!

NCAA FINAL TEAM STATISTICS

	<u>BAMA</u> Home	<u>LSU</u> Visitors
First Downs	<u>13</u>	<u>15</u>
Rushing	<u>7</u>	<u>11</u>
Passing	<u>6</u>	<u>4</u>
Penalty	<u>0</u>	<u>0</u>
Rushing Attempts	<u>34</u>	<u>46</u>
Yards Gained Rushing	<u>193</u>	<u>196</u>
Yards Lost Rushing	<u>41</u>	<u>30</u>
Net Yards Rushing	<u>152</u>	<u>166</u>
Net Yards Passing	<u>189</u>	<u>61</u>
Passes Attempted	<u>27</u>	<u>19</u>
Passes Completed	<u>14</u>	<u>7</u>
Had Intercepted	<u>4</u>	<u>0</u>
Total Offensive Plays	<u>61</u>	<u>65</u>
Total Net Yards	<u>341</u>	<u>227</u>
Average Gain Per Play	<u>5.59</u>	<u>3.49</u>
Fumbles: Number—Lost	<u>3 — 1</u>	<u>0 — 0</u>
Penalties: Number—Yards	<u>8 — 52</u>	<u>8 — 62</u>
Interceptions: Number—Yards	<u>0 — 0</u>	<u>4 — 73</u>
Number of Punts—Yards	<u>4 — 179</u>	<u>9 — 344</u>
Average Per Punt	<u>44.8</u>	<u>38.2</u>
Punt Returns: Number—Yards	<u>0 — 0</u>	<u>3 — 12</u>
Kickoff Returns: Number—Yards	<u>4 — 65</u>	<u>2 — 22</u>
Fumble Returns: Number—Yards	<u>0 — 0</u>	<u>0 — 0</u>
Possession Time	<u>27:59</u>	<u>32:01</u>
Third-Down Conversions	<u>6 of 14</u>	<u>4 of 15</u>
Sacks By: Number—Yards	<u>2 — 17</u>	<u>4 — 36</u>
RETURN YARDS	<u>0</u>	<u>85</u>

NCAA FINAL INDIVIDUAL STATISTICS

BAMA

Home

Rushing	Att.	Gain	Lost	Net	TD	Long
WILLIAMS	1	8	0	8	0	8
STEEGER	6	3	4	(1)	0	2
LYNCH	6	27	0	27	0	11
BURGDORF	4	4	11	(7)	0	3
PALMER	9	77	12	65	0	34
ANDERSON	4	13	0	13	0	7
KITCHENS	2	1	14	(13)	0	1
DIEHL	1	43	0	43	0	43
TURNER, T.	1	17	0	17	0	17

Totals 34 193 41 152 0 43

Passing	Att.	Comp.	Int.	Yards	TD	Long	Sacks
BURGDORF	13	8	1	73	0	22	2
KITCHENS	4	0	2	0	0	0	1
PALMER	10	6	1	116	2	47	1
Totals	27	14	4	189	2	47	4

Pass Receiving	No.	Yards	TD	Long
STEEGER	1	18	0	18
PALMER	3	20	0	9
LEE	3	48	1	22
ANDERSON	1	1	0	1
KEY	2	31	0	22
LYNCH	2	9	1	6
MALONE	2	62	0	47

Totals 14 189 2 47

Punting	No.	Yds.	Avg.	Long
DIEHL	4	179	44.8	51
Totals	4	179	44.8	51

Field Goals
PROCTOR 46

(After player's name list distances of each attempt and circle FGs Made, e. g., 46(23)35)

	Punts			Kickoffs			Int. Passes		
All Returns*	No.	Yds.	LP	No.	Yds.	LP	No.	Yds.	LP
STEEGER	-	-	-	3	44	23	-	-	-
PALMER	-	-	-	1	21	-	-	-	-
Totals	0	-	-	4	65	23	0	-	-

*Fumble Returns listed on Defensive Statistics Chart.
Copyright 1992 National Collegiate Athletic Association

LSU

Visitors

Rushing	Att.	Gain	Lost	Net	TD	Long
JOHNSON	14	85	2	83	1	31
HOWARD	4	13	15	(2)	0	5
TOOMER	18	74	2	72	1	12
KENNISON	2	5	0	5	0	3
WILLIAMS	3	6	0	6	0	5
BUTLER	2	3	4	(1)	0	3
LOUP	3	10	7	3	0	8

Totals 46 196 30 166 2 31

Passing	Att.	Comp.	Int.	Yards	TD	Long	Sacks
HOWARD	10	3	0	16	0	16	1
LOUP	9	4	0	45	0	15	1
Totals	19	7	0	61	0	16	2

Pass Receiving	No.	Yards	TD	Long
STEEGER HILL	2	17	0	11
BEECH	1	16	0	16
KENNISON	1	(6)	0	(6)
RAY	2	30	0	15
BISHOP	1	4	0	4

Totals 7 61 0 16

Punting	No.	Yds.	Avg.	Long
HOLSTEIN	9	344	38.2	50
Totals	9	344	38.2	50

Field Goals
A. LAFLEUR (36)

(After player's name list distances of each attempt and circle FGs Made, e. g., 46(23)35)

	Punts			Kickoffs			Int. Passes		
All Returns*	No.	Yds.	LP	No.	Yds.	LP	No.	Yds.	LP
KENNISON	3	12	7	2	22	16	-	-	-
MARSHALL	-	-	-	-	-	-	1	4	-
HILLIARD	-	-	-	-	-	-	2	18	12
JAMES	-	-	-	-	-	-	0	28	-
YOUNG	-	-	-	-	-	-	1	23	-
Totals	3	12	7	2	22	16	4	73	34*

* 6 + 28 LATERAL

NCAA DEFENSIVE STATISTICS

[illegible]

Pass Sacks— Quarterback Sacks

NCAA DEFENSIVE STATISTICS

[illegible]

Legend: UT-Unassisted Tackles	AT-Assisted Tackles	Tot-Total Tackles	TFL-Yds-Tackles For Loss-Yards	FR-Yds-Fumble Recoveries- Yards Ret.	Pass Intc- Pass Interceptions	Pass BrUp- Passes Broken Up	Pass Sacks- Quarterback Sacks
----------------------------------	------------------------	----------------------	-----------------------------------	--	-------------------------------------	-----------------------------------	-------------------------------------

ALABAMA VS. LSU

Play-By-Play

Saturday, Nov. 6, 1993, Bryant-Denny, TUSCALOOSA, AL 11:30 p.m., JP-TV

THE WEATHER: Temperature 46, Wind chill 35, Temperature dropping into lower 40's
during game, Wind NW, 10-20 MPH, Partly Cloudy Skiesxxz

THE CAPTAINS: Alabama 7-0-1, 61- Tobie Sheils 43- Antonio Langham

33-Chris Anderson 11- Lemanski Hall

LSU 3-5-0, 14- Anthony Marshall 16- Chad Loup

86- Harold Bishop 98- Nate Miller

THE TOSS OF THE COIN: LSU won the toss; they will receive. Alabama will kick and defend the north goal.

THE OPENING KICK: Watts to kick, Kennison is deep; Kennison receives at the LSU18, returns 16 yds (Samuel, Gaston)

15:00 LSU Ball

1/10 LSU34 Johnson at right end (Rogers, Langham) for loss of 2

2/12 LSU32 Howard sacked by (Nunley) for loss of 10

3/22 LSU22 FLAG; Delay of game LSU

3/27 LSU17 Howard pass complete to Hall (Hall, Brown) for 6 yds

4/21 LSU23 Holsteim to punt, Palmer deep, ball rolls downed by LSU at UA 47
(30 yd punt)

12:21 ALABAMA BALL

1/10 UA47 Williams at right end for 8 yds (Marshall) (Williams hurt on play)

2/2 LSU45 Steger at left end for minus 1 (Hilliard)

3/3 LSU46 Burgdorf complete to Steger, runs out left bounds (James) for 18
yds/FIRST DOWN

1/10 LSU28 Lynch at center for 4 yds (Calais)

2/6 LSU24 Steger at left guard for 1 yd (Calais)

3/5 LSU23 Burgdorf sacked by Marshall for loss of 5 yds

4/10 LSU28 Proctor to attempt 46 yd field goal, kick hits right upright, no good

9:30 LSU BALL

1/10 LSU28 Toomer at center for 1 yd (Nunley, Rogers)

2/9 LSU29 Toomer at left guard for 1 yd (Rogers)

3/8 LSU30 Howard keeps for 6 yds (Gaston)

4/2 LSU36 Holsteim to punt, Palmer deep, waves fair catch; FLAG; (30 yd punt)
LSU Interference, 5 yds

7:27 ALABAMA BALL

1/10 UA40 Burdorf pass complete to Palmer for 7 yds (no tackle)

2/3 UA47 Lynch at right guard for 2 yds (White, Calais)

3/1 UA49 Burgdorf keeps at center for FIRST DOWN & 3 yds (Calais)

1/10 LSU48 Burgdorf incomplete, intended for Lee

2/10 LSU48 Burgdorf complete to Lee for 6 yds (James)

3/4 LSU42 Burgdorf pass incomplete, tipped by Calais

4/4 LSU42 Diehl to punt, Kennison deep, receives at LSU8, returns 7 yds
(34 yd punt)

5:08 LSU BALL

1/10 LSU15 Howard incomplete, intended for Ray

2/10 LSU15 Johnson at left guard for 4 yds (Rogers, Shade)

3/6 LSU19 Howard tackled by W. Brown; FLAG; intentional grounding;

4/23 LSU2 Holsteim to punt, Palmer deep, rolls out of bounds (41 yd punt)

4:12 ALABAMA BALL

1/10 LSU44 Palmer at left end for 2 yds (Hilliard, Washington)

2/8 LSU41 Steger at left end for loss of 2 yds (Thibodeaux, Gillyard)

3/10 LSU44 Burgdorf pass incomplete, intended for Palmer
4:10 LSU44 Diehl to punt, Kennison deep, ball rolls into end zone (44 yd punt)
2:38 LSU BALL
1/10 LSU20 Howard stumbles for loss of 5 yds
2/15 LSU15 Howard pass incomplete, intended for Hall
3/15 LSU15 Howard pass complete to Becsh for 16 yds & FIRST DOWN
1/10 LSU31 Kennison at left end for 3 yds, runs out of bounds (Gaston, Shade)
2/7 LSU34 Howard keeps, runs out of right bounds for 7 yds & FIRST DOWN
1/10 LSU41 Kennison at right end for 2 yds (Langham, Morris)
2/6 LSU43 Johnson at right guard for 7 yds (Morris)
3/1 UA49 END OF THE FIRST QUARTER

ALABAMA 0

LSU 0

NCAA QUICKIE STATISTICS

First Quarter

Half

Third Quarter

Final

(Circle One)

TEAM

BamaLSU

Home

Visitor

Score	<u>0</u>	<u>0</u>
First Downs	<u>2</u>	<u>2</u>
Rushes—Yardage (Net)	<u>9-12</u>	<u>11-14</u>
Passing Yardage (Net)	<u>31</u>	<u>22</u>
Passes—Att.-Comp.-Int.	<u>6-3-0</u>	<u>5-2-0</u>
Total Offense—Yards	<u>43</u>	<u>36</u>
Fumble Returns—Yards	<u>0-0</u>	<u>0-0</u>
Punt Returns—Yards	<u>0-0</u>	<u>1-7</u>
Kickoff Returns—Yards	<u>0-0</u>	<u>1-16</u>
Interception Returns—Yards	<u>0-0</u>	<u>0-0</u>
Punts (Number-Average)	<u>2-39</u>	<u>3-33.7</u>
Fumbles—Lost	<u>0-0</u>	<u>0-0</u>
Penalties—Yards	<u>0-0</u>	<u>3-26</u>
Possession Time	<u>6:44</u>	<u>8:16</u>

INDIVIDUAL LEADERS

Bama

Home

Visitor

Rushing Williams Att. 1 Net Yards 0 TD 0 Long 0

Rushing Johnson Att. 3 Net Yards 9 TD 0 Long 0

Passing Burghess Att.-Comp.-Int. 6-3-0 Yds. 31 TD 0 Sacks 1

Passing Lawrence Att.-Comp.-Int. 5-2-0 Yds. 22 TD 0 Sacks 1

Pass Receiving Siege No. 1 Yards 16 TD 0 Long 16

Pass Receiving Beach No. 1 Yards 16 TD 0 Long 16

Punting Diehl No. 2 Avg. 39 Long 44

Punting Holsten No. 3 Avg. 33.7 Long 41

2nd Quarter Play-by-Play

Alabama vs. LSU

LSU Ball continued

3/1 UA49 Toomer at center for 5 yds and FIRST DOWN (Gaston)
1/10 UA44 Howard complete to Kennison (Langham) for loss of 6
2/16 50 Howard pass batted down by Morris
3/16 50 Howard incomplete, broken up by Nunley
4/16 50 Holsteim to punt, Palmer deep, ball goes into end zone (50 yd punt)

13:35 ALABAMA BALL

1/10 UA20 Anderson at left tackle for 7 yds (Washington)
2/3 UA27 Anderson at right end for 2 yds (Gillyard, R. Miller)
3/1 UA29 Anderson at center for no gain (Young)
4/1 UA30 Diehl to punt, Kennison deep, receives at LSU20, returns out of bounds 8 yds (51 yd punt)

11:36 LSU BALL

1/10 LSU27 Howard incomplete, intended for LaFleur, broken up by Shade
2/10 LSU27 Johnson at left end for 4 yds (Morris, Shade)
3/8 LSU29 Howard incomplete, intended for Ray
4/8 LSU29 Holsteim to punt, Palmer deep, fair catch at UA25 (47 yd punt)

10:34 ALABAMA BALL

1/10 UA24 Burgdorf keeps for 1 yd (Northern)
2/9 UA25 Burgdorf complete to Anderson for 1 yd (Calais)
3/8 UA26 Burgdorf toss to Palmer, runs left, then right for 4 (Young)
4/4 UA30 Diehl to punt, Kennison receives at LSU20, FLAG, returns 7 yds (50 yd punt); block in the back, makes it minus 4 on play

8:21 LSU BALL

1/10 LSU9 Toomer at right guard for 11 yds and FIRST DOWN (Shade) (Mawae hurt)
1/10 LSU20 Howard incomplete, intended for Bech (Langham on breakup)
2/10 LSU20 Toomer at right end for 9 yds (Hall, Walters)
3/1 LSU29 Toomer at center for no gain (Gaston, Walters)
4/1 LSU29 Holsteim to punt, Palmer deep, FLAG; Delay of game LSU
4/6 LSU24 Holsteim to punt, Palmer fair catches (38 yd punt)

6:01 ALABAMA BALL

1/10 UA37 Steger at right end for minus 1 (Calais, Young)
2/11 UA36 Burgford complete to Key, fumbles, caused by Marshall, recovered by James (play had made 22 for UA)



5:16 LSU BALL

1/10 LSU42 Williams at left end for 5 yds (Gaston)
2/5 LSU47 Butler at right guard for 3 yds (Rogers)
3/2 50 Loup keeps for FIRST DOWN & 2 yds (Jeffreis, Nunley)
1/10 UA48 Loup complete to Ray for 15 yds and FIRST DOWN (Gaston)
1/10 UA33 Williams at left guard for 1 yd; FLAG, facemask; (Hall)
1/4 UA39 Loup pass incomplete, intercepted out of bounds by Tommy Johnson, intended for Wilson
2/4 UA35 Butler at left tackle for loss of 4 yds (Walters, Shade)
3/7 UA31 Loup is sacked by W. Brown for minus 7
4/14 UA38 Holsteim to kick, Palmer deep, LSU downs it at UA5 (33 yd punt)

:58 ALABAMA BALL

1/10 UA5 Lynch at right guard for 5 yds (Northern)
5 UA5 LSU TIMEOUT at :50
2/5 UA5 Lynch at center for FIRST DOWN & 11 yds (Marshall, Gillyard)
1/10 UA21 Burgdorf sacked for minus 6 by Northern
2/16 UA15 END OF THE FIRST HALF ALABAMA 0, LSU 0

NCAA QUICKIE STATISTICS

First Quarter	Half	Third Quarter	Final
(Circle One)			
TEAM			
	ALA 	LSU 	
	Home	Visitor	
Score	0	0	
First Downs	3	5	
Rushes—Yardage (Net)	17 — 31	22 — 41	
Passing Yardage (Net)	58	31	
Passes—Att.-Comp.-Int.	9 — 6 — 0	13 — 4 — 0	
Total Offense—Yards	89	72	
Fumble Returns—Yards	0 — 0	0 — 0	
Punt Returns—Yards	0 — 0	3 — 12	
Kickoff Returns—Yards	0 — 0	1 — 16	
Interception Returns—Yards	0 — 0	0 — 0	
Punts (Number-Average)	4 — 44.8	7 — 38.6	
Fumbles—Lost	1 — 1	0 — 0	
Penalties—Yards	1 — 5	5 — 39	
Possession Time	12:39	17:21	

INDIVIDUAL LEADERS									
ALA					LSU				
Home					Visitor				
Rushing	Att.	Net Yards	TD	Long	Rushing	Att.	Net Yards	TD	Long
Lynch	4	22	0	11	Toomer	6	27	0	11
Passing	Att.-Comp.-Int.	Yds.	TD	Sacks	Passing	Att.-Comp.-Int.	Yds.	TD	Sacks
BURGDORF	9 — 6 — 0	58	0	2	HOWARD	10 — 3 — 0	16	0	1
					LOUP	3 — 1 — 0	15	0	1
Pass Receiving	No.	Yards	TD	Long	Pass Receiving	No.	Yards	TD	Long
STEGER	1	18	0	18	BECH	1	16	0	16
KEY	1	22	0	22	RAY	1	15	0	15
Punting	No.	Avg.	Long		Punting	No.	Avg.	Long	
DIEHL	4	44.8	51		HOLSTEIM	7	38.6	50	

NCAA FOOTBALL DRIVE CHART

		Drive Started			Drive Ended			Drive Consumed		
Team	Quarter	Yd. Line	Time	How Obtained	Yd. Line	Time	How lost	Yards	Plays	Time
L	1	L34	1500	KICKOFF RETURN	L23	1221	PUNT	(11)	4	2:39
A	1	A47	1221	PUNT DOWNED	L28	930	FGA	25	7	2:51
L	1	L29	930	MISSED FGA	L36	727	PUNT	7	4	2:03
A	1	A40	727	PUNT FAIRCATCH	L42	508	PUNT	18	7	2:19
L	1	L15	508	PUNT RETURNED	L3	412	PUNT	(12)	4	0:56
A	1	L44	412	PUNT OUT OF BOUNDS	L44	238	PUNT	0	4	1:34
L	1	L20	238	PUNT TOUCHBACK	L50	1335	PUNT	30	12	4:03
A	2	A20	1335	PUNT TOUCHBACK	A29	1136	PUNT	9	4	1:59
L	2	L27	1136	PUNT RETURN	L29	1034	PUNT	2	4	1:02
A	2	A24	1034	PUNT FAIRCATCH	A30	821	PUNT	6	4	2:13
L	2	L9	821	PUNT RETURN	L25	601	PUNT	16	5	2:20
A	2	A38	601	PUNT FAIRCATCH	L41	516	FUMBLE	21	2	0:45
L	2	L42	516	FUMBLE RECOVERY	A38	058	PUNT	20	9	4:18
A	2	A5	058	PUNT DOWNED	A15	000	HALF	10	3	0:58

TEAM: ALABAMA	First Quarter	Second Quarter	Third Quarter	Fourth Quarter	First Half	Totals Second Half	Final
Time of Possession	6:44	5:55			12:39		
Third-Down Conversions	2-5	0-2			2-7		
Average Field Position	A48	A22			A33		
Fourth-Down Conversions	0-0	0-0			0-0		

TEAM: LSU	First Quarter	Second Quarter	Third Quarter	Fourth Quarter	First Half	Totals Second Half	Final
Time of Possession	8:16	9:05			17:21		
Third-Down Conversions	1-4	2-6			3-10		
Average Field Position	L25	L26			L25		
Fourth-Down Conversions	0-0	0-0			0-0		

3rd Quarter Play-by-Play

Alabama vs. LSU

**** Lafleur to kick, Steger deep; receives, fumbles on UA10, returns 10 yds (Stelly)

5:00 ALABAMA BALL

1/10 UA21 Anderson at right end for 4 yds (Calais); (Anderson hurt)
 2/5 UA25 Burgdorf screen complete to Palmer for FIRST DOWN & 8 yds (White)
 1/10 UA33 Steger at right end; FLAG; holding, offense, 10 yds
 1/20 UA24 Burgdorf pass nearly intercepted by James, intended for Lynch
 2/20 UA24 Burgdorf complete to Lynch for 6 yds (Calais)
 3/14 UA30 Burgdorf intercepted by Marshall, 4 yd return, runs out of bounds

12:40 LSU BALL

1/10 UA38 Toomer at right guard for 12 yds and FIRST DOWN (Shade)
 1/10 UA26 Toomer at left tackle for 11 yds and FIRST DOWN (Gaston, Shade)
 1/10 UA15 Toomer at right tackle for no gain (Hall) (Walters hurt)
 2/10 UA15 Loup complete to Hall for 11 yds and FIRST DOWN (Shade)
 1/4 UA4 Pitch to Toomer, FLAG; offsides defense; (Brown, Gaston)
 1/2 UA2 TIMEOUT ALABAMA at 10:44
 1/2 UA2 Johnson at center, TOUCHDOWN!!! at 10:41
 Lafleur's PAT kick is GOOD!

(5 plays, 38 yds, 1:59 time of possession)

ALABAMA	0
LSU	7

***** Lafleur to kick, Steger receives at UA4, returns 23 yds (Butler)

10:41 ALABAMA BALL

1/10 UA27 (Kitchens at QB); Steger at right end for 2 yds (Veshotel)
 2/8 UA29 Kitchens for 1 yd (Thibodeaux)
 2/7 UA30 Kitchens pass incomplete, batted down at line by Young
 7 UA30 Diehl to punt, fakes, runs down right side for 43 yds (Valentino)
 1/10 LSU27 Lynch at center, no gain (Miller, White)
 2/10 LSU27 Kitchens sacked for loss of 14 yds (Hillard)
 3/24 LSU41 Kitchens intercepted by Hillard at LSU24; FLAG, facemask, 5 yds, Hillard returned 6 yds, (Lee injured on play) (James returned 20)

6:57 LSU BALL

1/10 UA37 Kennison on reverse, FLAG on offense, pushing back; (Kennison hurt); minus 5 on original play (Rogers); no play ruled
 1/20 UA48 Johnson at right end for 31 yds (Gaston) and FIRST DOWN
 1/10 UA16 Toomer at left end for 9 yds (Hall)
 2/1 UA6 Toomer at left tackle for 2 yds (Nunley) and FIRST DOWN
 1/4 UA4 Toomer at left end for 2 yds (Rogers, Gaston)
 2/2 UA2 Toomer at center for TOUCHDOWN!!! at 4:38; Lafleur's PAT kick is GOOD!! (5 plays, 37 yds, 2:19 time of possession)

ALABAMA	0
LSU	14

**** Lafleur to kick, Palmer deep; receives at UA5, returns 21 yds (Valentino)

4:38 ALABAMA BALL

1/10 UA26 Kitchens incomplete, long, intended for Palmer
 2/10 UA26 Kitchens pass intended for Palmer, intercepted by Hillard at UA43, returned 12 yds (Lynch pushed out of bounds); FLAG, blocking the back LSU, 10 yd penalty

4:13 LSU BALL

1/10 UA41 Toomer at left tackle for minus 2 yds (Rogers, Nunley)
 12 UA43 Loup complete to Bishop for 4 yds (Shade)
 3/8 UA39 Loup's pass incomplete, intended for Hill
 4/8 UA39 Holsteim to punt, Palmer deep, ball in end zone (39 yd punt)

3:16 ALABAMA BALL

1/10 UA20 Palmer's pass incomplete, intended for Malone
2/10 UA20 Palmer complete to Malone downfield for 47 yds (fell down) & FIRST
DOWN
10 LSU33 Turner at left guard for 17 yds (Marshall, Hillard) & FIRST DOWN (Lee
back)
1/10 LSU17 TIMEOUT ALABAMA at 2:12
1/10 LSU17 Palmer at right end for 2 yds (Calais)
2/8 LSU14 Lynch at right guard for 5 yds (White, Calais)
3/3 LSU9 FLAG; illegal procedure UA, 5 yds
3/8 LSU14 Palmer at right end, FLAG, facemask; had 8 yds on run (Northern), 3
yd penalty
1/3 LSU3 Steger at left end for no gain (Washington)
1/3 LSU3 END OF THE THIRD QUARTER

ALABAMA

0

LSU

14

NCAA QUICKIE STATISTICS

First Quarter

Half

Third Quarter

Final

(Circle One)

TEAM

	Bama	LSU
	Home	Visitor
Score	0	14
First Downs	8	11
Rushes—Yardage (Net)	28 - 100	32 - 111
Passing Yardage (Net)	120	46
Passes—Att.-Comp.-Int.	19 - 9 - 3	16 - 6 - 0
Total Offense—Yards	220	157
Fumble Returns—Yards	0 - 0	0 - 0
Punt Returns—Yards	0 - 0	3 - 12
Kickoff Returns—Yards	3 - 55	1 - 16
Interception Returns—Yards	0 - 0	3 - 50
Punts (Number-Average)	4 - 44.8	8 - 38.6
Fumbles—Lost	3 - 1	0 - 0
Penalties—Yards	5 - 27	8 - 62
Possession Time	22:24	22:36

INDIVIDUAL LEADERS

Bama					LSU				
Home					Visitor				
Rushing	Att.	Net Yards	TD	Long	Rushing	Att.	Net Yards	TD	Long
Lynch	6	27	0		Tooner	14	64	1	
Diehl	1	43	0	43	Johnson	6	44	1	
Passing	Att.-Comp.-Int.	Yds.	TD	Sacks	Passing	Att.-Comp.-Int.	Yds.	TD	Sacks
Burgdorf	13 - 8 - 1	93	0	2	Howard	10 - 3 - 0	16	0	1
Palmer	32 - 21 - 0	450	0	0	Loup	6 - 3 - 0	30	0	1
Pass Receiving	No.	Yards	TD	Long	Pass Receiving	No.	Yards	TD	Long
Palmer	3	20			Hill	2	17	0	-
Malone	1	47	0	47	Ray	1	15	0	15
Punting	No.	Avg.	Long		Punting	No.	Avg.	Long	
Diehl	4	44.8	51		Haldsten	8	38.6	50	

4th Quarter Play-by-Play

Alabama vs. LSU

Alabama ball continued

1/3 LSU3 Palmer fumbles, Steger recovers, no gain
 3/3 LSU3 Palmer complete to Lynch in end zone for TOUCHDOWN!!! FLAG; facemask
 LSU, 5 yds; Proctor's PAT kick is GOOD!! at 14:14
 (9 plays, 80 yds, 4:06 time of possession)
 ALABAMA 7
 LSU 14

**** Watts to kick, Butler & Kenneson deep; Kennision receives at LSU2, returns
 6 yds (Conn)

14:14 LSU BALL

1/10 LSU8 Johnson at right guard for 2 yds (Jeffries)
 2/8 LSU10 FLAG; Loup sacked by Jeffries; penalty is facemask defense, 5 yds,
 no play
 2/3 LSU15 Williams at right guard for no gain (Nunley)
 3/3 LSU15 Loup incomplete
 4/3 LSU15 Holsteim to punt, Palmer deep, signals fair catch (35 yd punt)

12:12 ALABAMA BALL

1/10 50 Palmer keeps, FLAG; runs out of bounds; holding UA, 15 yds
 1/25 UA36 Palmer incomplete, intended for Malone
 2/25 UA36 Palmer at right end for 8 yds (Northern)
 3/16 UA44 Palmer complete to Lee for FIRST DOWN and 20 yds (Hillard, Marshall)
 1/10 LSU36 Palmer at left guard (Washington, Deshotel) for 6 yds
 2/4 LSU30 Palmer complete to Malone for FIRST DOWN & 15 yds (Hillard)
 1/10 LSU15 Palmer sacked for 12 yd loss by Hillaard
 2/22 LSU27 Palmer intercepted at LSU 11 by Young, returns 23 yds

:04 LSU BALL

1/10 LSU47 Johnson at left end for 4 yds (Gaston)
 2/1 LSU43 Toomer at right end for 2 yds and FIRST DOWN (Howell, Shade)
 1/10 LSU45 Loup complete to Ray (Gaston, Hall) for 15 yds & FIRST DOWN
 1/10 UA35 Johnson at right tackle for 3+ yds (Jeffries, Nunley)
 2/7 UA31 Johnson at left end for 3 yds (Jeffries)
 3/4 UA34 Loup at right end for 8 yds (Langham, Shade) & FIRST DOWN
 1/10 UA26 Toomer at left guard for 3 yds (Jeffries, Gaston)
 2/7 UA23 Johnson at left end (Gregory) for 4 yds
 3/3 UA19 Loup pass batted away by Powell, incomplete
 4/3 UA19 Lafleur to attempt 36 yd field goal, kick is GOOD!!! at 4:22
 (10 plays, 47 yds, 4:42 time of possession)
 ALABAMA 7

LSU

14

**** Lafleur to kick, Palmer deep; Steger picks up at UA13, returns 10 yds
 (Valentino)

4:22 ALABAMA BALL

1/10 UA23 Palmer keeps, runs down right end for FIRST DOWN (Deshotel) & 34 yds
 1/10 LSU43 Palmer keeps, runs at right guard (Hewitt) for 17 yds & FIRST DOWN
 1/10 LSU26 Palmer pass broken up by Washington, intended for Key
 2/10 LSU26 FLAG; illegal procedure, 5 yds
 2/15 LSU31 TIMEOUT LSU at 3:11
 2/15 LSU31 Palmer complete to Key for (Williams) for 9 yds
 2/8 LSU23 Palmer pass complete to Lee who steps in for TOUCHDOWN!!! at 2:41
 Palmer tries for 2, tackled by Williams around 4
 (5 plays, 77 yds, 1:41 time of possession)
 ALABAMA 13 LSU 17

*** Proctor to attempt onside kick, Davis deep; Gaston touches before goes 10 yds; (Tommy Johnson limping after play)

2:41 LSU BALL

1/10 UA45 Toomer at right end for 2 yds (Gregory)
 2/8 UA43 LSU uses final TIMEOUT at 2:31
 2/8 UA43 Johnson at center for FIRST DOWN & 11 yds (Donnelly)
 1/10 UA32 Toomer at center for 1 yd (Jeffries)
 2/9 UA31 Johnson at left end for 2 yds (Jeffries)
 3/7 UA29 Johnson at center for 5 yds (Nunley, Gregory)
 4/3 UA24 END OF THE GAME

ALABAMA

~~13~~ 13

LSU

~~17~~ 17

NCAA FOOTBALL DRIVE CHART

		Drive Started			Drive Ended			Drive Consumed		
Team	Quarter	Yd. Line	Time	How Obtained	Yd. Line	Time	How lost	Yards	Plays	Time
A	3	A21	1500	KICKOFF RETURN	A30	1240	PASS INT	9	5	220
L	3	A38	1240	PASS INT	GOAL	1041	TD	38	5	159
A	3	A27	1041	KICKOFF RETURN	L41	657	PASS INT	32	7	344
L	3	A37	657	PASS INT	GOAL	438	TD	37	5	219
A	3	A26	438	KICKOFF RETURN	A26	413	PASS INT	0	2	025
L	3	A41	413	PASS INT	A39	316	PUNT	2	4	057
A	3	A20	316	PUNT TOUCHBACK	GOAL	1414	TD	80	9	402
L	4	L8	1414	KICKOFF RETURN	L15	1212	PUNT	7	4	202
A	4	L49	1212	PUNT FAIRCATCH	L27	904	PASS INT	22	7	308
L	4	L34	904	PASS INT	A19	422	FG	47	10	442
A	4	A23	422	KICKOFF RETURN	GOAL	241	TD	77	5	141
L	4	A44	241	KICKOFF DOWNED	A24	000	GAME	20	5	241

TEAM: ALABAMA	First Quarter	Second Quarter	Third Quarter	Fourth Quarter	First Half	Totals Second Half	Final
Time of Possession			9:45	5:35	12:39	15:20	27:59
Third-Down Conversions			2-4	2-3	2-7	4-7	6-14
Average Field Position			A24	A37	A33	A28	A31
Fourth-Down Conversions			0-0	0-0	0-0	0-0	0-0

TEAM: LSU	First Quarter	Second Quarter	Third Quarter	Fourth Quarter	First Half	Totals Second Half	Final
Time of Possession			5:15	9:25	17:21	14:40	32:01
Third-Down Conversions			0-1	1-4	3-10	1-5	4-15
Average Field Position		A38 → A45	L33	L25	L25	L47	L35
Fourth-Down Conversions			0-0	0-0	0-0	0-0	0-0