



2020

# BASEBALL AT THE BOX



THE ROAD TO OMAHA







THE

# PAUL MAINIERI ERA

- |   |   |
|---|---|
| <b>1</b> NCAA National Championship       | <b>9</b> NCAA Tournament National Seeds       |
| <b>4</b> SEC Regular-Season Titles        | <b>13</b> First-Team All-Americans            |
| <b>5</b> College World Series Appearances | <b>18</b> Major League Players                |
| <b>6</b> SEC Western Division Crowns      | <b>81</b> Major League Signees                |
| <b>6</b> SEC Tournament Titles            | <b>94</b> LSU Graduates                       |
| <b>8</b> NCAA Regional Championships      | <b>130</b> SEC Academic Honor Roll Selections |





# NATIONAL CHAMPIONS



1991 • 1993 • 1996 • 1997 • 2000 • 2009

6

## NCAA College World Series Championships

1991, 1993, 1996, 1997, 2000, 2009  
LSU is one of only three schools to win six CWS titles. Only LSU and Southern California have won four in one decade.

5

## CWS Appearances in the Past 12 Seasons

LSU is one of only six schools to have reached the College World Series at least five times since 2008. The others are TCU, Florida, Arkansas, Florida State, and North Carolina.

7

## NCAA Tournament National Seeds in the Past 8 Seasons

LSU earned an NCAA-record six straight National Seeds from 2012-17, joining Stanford (1999-2004) as the only schools in NCAA history to accomplish the feat.

40

## Most All-Time CWS Victories (40) and Appearances (18) Among SEC Teams

The second-highest totals among SEC schools are 32 CWS victories and 12 CWS appearances.

17

## Southeastern Conference Championships

The Tigers have the most titles in SEC history, and they won an unprecedented four straight league crowns from 1990-93.

32

## NCAA Tournament Appearances

The Tigers have appeared in 32 NCAA tournaments, including NCAA berths in 28 of the past 31 seasons. LSU has played host to an NCAA Regional 25 times in the past 30 seasons and 26 times overall.

.707

## Second Highest All-Time NCAA Tournament Winning Percentage

LSU has a 157-65 record and a .707 winning percentage in regional/super regional and CWS games combined.

23

## 23-Game Win Streak

LSU set an SEC record in 2008 by winning 23 straight games from April 22-June 1.

425,377

## The Nation's Best Attendance

LSU drew 425,377 fans to Alex Box Stadium in 2019 to lead the country in attendance for the 24th straight season.

18

## CWS Appearances in the Past 34 Seasons

LSU has the most CWS berths in the nation since 1986.

LSU defeated Texas in the CWS Finals to win the 2009 national championship.



1991



1993



1996



1997



2000





LSU coach Paul Mainieri (left) was inducted into the American Baseball Coaches Association Hall of Fame in January 2014. Mainieri and his dad, legendary Miami-Dade North coach Demie Mainieri (right) are the only father-son combination in the ABCA Hall of Fame.

# Paul Mainieri

## HEAD COACH

2014 ABCA Hall of Fame Inductee

Three-Time National Coach of the Year at LSU

LSU Record (13 seasons): 591-255-3 (.698)

NCAA National Champions – 2009

CWS Appearances – 2008, 2009, 2013, 2015, 2017

SEC Champions – 2009, 2012, 2015, 2017

SEC Tournament Champions – 2008, 2009, 2010, 2013, 2014, 2017

SEC Western Division Champions – 2008, 2009, 2012, 2013, 2015, 2017

2015 National Coach of the Year (College Baseball Foundation, NCBWA)

2009 National Coach of the Year (Baseball America, Collegiate Baseball, Rivals.com)

2008 National Coach of the Year (Rivals.com, College Baseball Insider)

2015 and 2009 Southeastern Conference Coach of the Year

### NCAA Division I Winningest Active Coaches

BY VICTORIES	YRS.	WON	LOST	TIED	PCT.
1. Mike Fox, North Carolina	36	1,475	540	5	.731
2. <b>Paul Mainieri, LSU</b>	<b>37</b>	<b>1,455</b>	<b>747</b>	<b>7</b>	<b>.660</b>
3. John Anderson, Minnesota	38	1,317	887	3	.597
4. Keith Guttin, Missouri State	37	1,279	812	0	.612
5. Danny Hall, Georgia Tech	32	1,270	668	1	.655
6. Gary Gilmore, Coastal Carolina	30	1,216	604	4	.668
7. Mike Sansing, Kennesaw State	31	1,119	663	0	.628
8. Elliott Avent, NC State	31	1,099	741	0	.597
9. Dave Van Horn, Arkansas	26	1,060	552	0	.658
10. Brian Shoop, UAB	30	1,054	685	1	.606

### SEC All-Time Winningest Coaches

(minimum five years as SEC head coach and 100 games coached)

BY PERCENTAGE	YRS.	WON	LOST	TIED	PCT.
1. Skip Bertman, LSU (1984-2001)	18	870	330	3	.725
2. Ray Tanner, South Carolina (1997-2012)	16	738	316	0	.700
3. <b>Paul Mainieri, LSU (2007-present)</b>	<b>13</b>	<b>591</b>	<b>255</b>	<b>3</b>	<b>.698</b>
4. W.P. White, Georgia (1921-33)	13	224	100	7	.687
5. Tilden "Happy" Campbell, Alabama (1935-42, 47-63)	25	339	158	0	.682



### Paul Mainieri

- One of only six coaches in NCAA Division I history to have won a National Championship and 1,400 games
- Only active coach in NCAA Division I to have won a National Championship and 1,400 games
- One of only seven active coaches in NCAA Division I to have won a National Championship
- One of only 12 active coaches in NCAA Division I to have won 1,000 games
- The second-winningest coach in LSU annals, trailing only Skip Bertman (870-330-3 from 1984-2001)

### LSU Under Mainieri

- Five College World Series berths in the past 12 seasons, one of only six schools to reach the CWS five times since 2008
- NCAA Tournament National Seed in six straight seasons (2012-17) - only the second school in NCAA history to earn six in a row
- NCAA Tournament National Seed in nine of the past 12 seasons, making LSU the only school in the nation to accomplish the feat
- First-round draft selection in seven of the past 11 seasons
- Has achieved a No. 1 national ranking during seven of the past 11 seasons
- 348-90-1 (.794) home record in Alex Box Stadium, Skip Bertman Field (2009-present)
- Has won 55 of its 80 (.688) SEC series over the past eight seasons
- 38-10 (.792) record in SEC Tournament games since 2008 with tournament titles in 2008, 2009, 2010, 2013, 2014 and 2017





LSU played host to and won a 2019 NCAA Regional.

## Contents

### Introduction

4	2020 Schedule
5	2020 Roster & Pronunciation Guide
6	Facts About LSU
7	This is LSU Baseball
18	Alex Box Stadium
24	College Baseball Hall of Fame
26	First-Team All-Americans
30	Tigers in the Major Leagues
38	LSU in the Major League Draft
41	LSU in the Olympics

### Tigers

42	LSU Depth Chart/Pre-Season Polls
43	Player Profiles

### Coaches

58	Head Coach Paul Mainieri
65	Associate Head Coach Alan Dunn
66	Assistant Coach Nolan Cain
67	Hitting Coach Eddie Smith
	Support Staff

### Review

69	2019 Season Highlights
70	2019 Line Scores
73	2019 Results
74	2019 Final Cumulative Statistics
75	2019 Stats in SEC Games
76	2019 Analysis Stats
77	Career Stats of Departing Players
78	2019 Individual Honors
79	2019 Statistical Summary
81	2019 SEC Standings/Stats

### History

82	The Early History of LSU Baseball
84	The Skip Bertman Years (1984-2001)
87	The 1991 National Champions
90	The 1993 National Champions
93	The 1996 National Champions
96	The 1997 National Champions
99	The 2000 National Champions
102	The 2009 National Champions

### Records

105	NCAA & SEC Statistical Champions
106	All-Time Statistical Leaders
108	Year-by-Year Statistical Leaders
110	All-Time Individual Records
112	All-Time Team Records
114	LSU Individual Honors
122	NCAA Tournament Results
134	SEC Postseason Results
136	Outstanding Pitching Performances
137	LSU Varsity Lettermen
141	Year-by-Year W-L Records
142	All-Time Coaching Records
143	All-Time Series Records
144	All-Time Results

### Media

161	Media Information
162	LSU Sports TV Network
163	LSU Sports Radio Network

**EDITOR:** Bill Franques  
**LAYOUT & DESIGN:** Jason Feirman  
**PHOTOGRAPHY:** Chris Parent, Gus Stark, Hilary Scheinuk, Toby Valadie, Jennifer Abelson, Brad Messina, Major League Baseball, Jim Zietz, Eddy Perez



@LSUBaseball

The LSU Baseball Media Guide has been rated among the Top 6 college baseball publications in the nation in 16 of the past 27 seasons, and it has been voted No.1 on four occasions. The yearbook was named "Best in the Nation" in 2013, 2012, 1994 and 1993 by the College Sports Information Directors of America (CoSIDA) and the National Collegiate Baseball Writers Association. The publication ranked No. 2 in 1996, 1998, 2004 and 2008; No. 3 in 2003, 2010 and 2011; No. 4 in 1995, 1997 and 2009; No. 5 in 2001 and No. 6 in 1999. The covers of the 2003, 2009 and 2011 guides were also named "Best in the Nation" by CoSIDA.





## 2020 Schedule

### February

14 (Fri.)	INDIANA	7 p.m.
15 (Sat.)	INDIANA	3 p.m.
16 (Sun.)	INDIANA	12 p.m.
18 (Tue.)	SOUTHERN	5 p.m.
19 (Wed.)	at Nicholls	6 p.m.
21 (Fri.)	EASTERN KENTUCKY	7 p.m.
22 (Sat.)	EASTERN KENTUCKY	3 p.m.
23 (Sun.)	EASTERN KENTUCKY	11 a.m.
26 (Wed.)	LOUISIANA TECH	6:30 p.m.
28 (Fri.)	Texas #	7 p.m.
29 (Sat.)	Baylor #	3 p.m.

### March

1 (Sun.)	Oklahoma #	11 a.m.
3 (Tue.)	SOUTHEASTERN LOUISIANA	6:30 p.m.
4 (Wed.)	GRAMBLING	6:30 p.m.
6 (Fri.)	UMASS LOWELL	7 p.m.
7 (Sat.)	UMASS LOWELL	4 p.m.
8 (Sun.)	UMASS LOWELL	2 p.m.
11 (Wed.)	SOUTH ALABAMA	6:30 p.m.
13 (Fri.)	at Ole Miss	TBA
14 (Sat.)	at Ole Miss	TBA
15 (Sun.)	at Ole Miss	TBA
18 (Wed.)	ST. THOMAS (FLA.)	6:30 p.m.
20 (Fri.)	MISSISSIPPI STATE	7 p.m.
21 (Sat.)	MISSISSIPPI STATE	6:30 p.m.
22 (Sun.)	MISSISSIPPI STATE	2 p.m.
24 (Tue.)	TULANE *	6:30 p.m.
26 (Thu.)	at Tennessee	6:30 p.m.
27 (Fri.)	at Tennessee	TBA
28 (Sat.)	at Tennessee	TBA
31 (Tue.)	UL-MONROE	6:30 p.m.

# - Shriners Hospitals for Children Classic (Minute Maid Park – Houston, Texas)

\* - Wally Pontiff Jr. Foundation Classic (Alex Box Stadium - Baton Rouge, La.)

### April

2 (Thu.)	VANDERBILT	6 p.m.
3 (Fri.)	VANDERBILT	7:00 p.m.
4 (Sat.)	VANDERBILT	3 p.m.
7 (Tue.)	UL-LAFAYETTE	6:30 p.m.
9 (Thu.)	at Kentucky	TBA
10 (Fri.)	at Kentucky	TBA
11 (Sat.)	at Kentucky	TBA
14 (Tue.)	McNEESE STATE	6:30 p.m.
17 (Fri.)	ARKANSAS	7 p.m.
18 (Sat.)	ARKANSAS	8 p.m.
19 (Sun.)	ARKANSAS	2 p.m.
21 (Tue.)	LAMAR	6:30 p.m.
24 (Fri.)	SOUTH CAROLINA	7 p.m.
25 (Sat.)	SOUTH CAROLINA	5 p.m.
26 (Sun.)	SOUTH CAROLINA	2 p.m.
28 (Tue.)	NORTHWESTERN STATE	6:30 p.m.

### May

1 (Fri.)	at Texas A&M	7:30 p.m.
2 (Sat.)	at Texas A&M	6 p.m.
3 (Sun.)	at Texas A&M	4 p.m.
8 (Fri.)	ALABAMA	7 p.m.
9 (Sat.)	ALABAMA	6:30 p.m.
10 (Sun.)	ALABAMA	2 p.m.
12 (Tue.)	NEW ORLEANS	6:30 p.m.
14 (Thu.)	at Auburn	TBA
15 (Fri.)	at Auburn	TBA
16 (Sat)	at Auburn	3:30 p.m.
19-24	SEC Tournament	Hoover, Ala.
29-31/June 1	NCAA Regional	Sites TBA

### June

5-7/6-8	NCAA Super Regional	Sites TBA
13-23/24	College World Series	Omaha, Neb.

All times listed for CENTRAL Time Zone

Home games are indicated in ALL CAPS

Vist [www.LSUsports.net](http://www.LSUsports.net) for radio and TV information.



## 2020 LSU Baseball Numerical Roster

NO.	NAME	POS.	B-T	HT.	WT.	CL.	EXP.	HOMETOWN (HIGH SCHOOL/PREVIOUS SCHOOL)
2	Zach Arnold	INF	R-R	6-2	197	Fr.	HS	Temecula, Calif. (Great Oak HS)
3	Hal Hughes	INF	R-R	5-11	178	Jr.	2L	Norman, Okla. (Norman North HS)
4	Cade Doughty	INF	R-R	6-1	201	Fr.	HS	Denham Springs, La. (Denham Springs HS)
5	Drew Bianco	OF /INF	R-R	6-0	217	So.	1L	Oxford, Miss. (Oxford HS)
6	Gavin Dugas	INF/OF	R-R	5-10	198	So.	1L	Houma, La. (Houma Christian HS)
7	Giovanni DiGiacomo	OF	L-L	6-1	172	So.	1L	Naples, Fla. (Canterbury HS)
8	Daniel Cabrera	OF	L-L	6-1	196	Jr.	2L	Baton Rouge, La. (Parkview Baptist HS)
9	Wes Touns	OF	L-R	5-9	173	Fr.	HS	Thibodaux, La. (E.D. White HS)
10	Eric Walker	RHP	R-R	6-0	175	R-Jr.	2L	Arlington, Texas (Arlington Martin HS)
11	Landon Marceaux	RHP	R-R	6-0	177	So.	1L	Destrehan, La. (Destrehan HS)
13	Saul Garza	C	R-R	6-3	227	Jr.	1L	Edinburg, Texas (Edinburg North HS/Howard College)
14	Mo Hampton Jr.	OF	R-R	6-0	210	Fr.	HS	Arlington, Tenn. (Memphis University HS)
16	Collier Cranford	INF	R-R	6-0	186	Fr.	HS	Jackson, La. (Zachary HS)
17	Zack Mathis	INF	L-R	5-8	188	Jr.	JC	Stockton, Calif. (Bear Creek HS/San Joaquin Delta College)
18	Cole Henry	RHP	R-R	6-4	211	So.	1L	Florence, Ala. (Florence HS)
20	Alex Milazzo	C	R-R	5-10	192	Fr.	HS	Zachary, La. (Zachary HS)
21	Nick Storz	RHP	R-R	6-6	262	R-So.	1L	Brooklyn, N.Y. (Poly Prep Country Day HS)
22	Mitchell Sanford	OF	L-R	6-2	188	Fr.	HS	Berwick, La. (Berwick HS)
23	CJ Willis	1B/OF	L-R	6-2	193	So.	1L	Ruston, La. (Ruston HS)
24	Cade Beloso	1B	L-L	6-0	236	So.	1L	River Ridge, La. (John Curtis HS)
25	Hayden Travinski	C	R-R	6-3	228	Fr.	HS	Shreveport, La. (Airline HS)
26	AJ Labas	RHP	R-R	6-3	223	R-So.	1L	Fleming Island, Fla. (Trinity Christian HS)
27	Matthew Beck	RHP	R-R	6-7	233	Sr.	3L	Alexandria, La. (Alexandria HS)
28	Devin Fontenot	RHP	R-R	6-1	179	Jr.	2L	The Woodlands, Texas (The Woodlands HS)
29	Chase Costello	RHP	R-R	6-4	218	So.	1L	Pompano Beach, Fla. (Pompano Beach HS)
30	Trent Vietmeier	RHP	R-R	6-3	210	Jr.	2L	Pittsburgh, Pa. (Montour HS)
32	Aaron George	RHP	R-R	6-5	236	Sr.	1L	Monroe, La. (Ouachita Christian HS/San Jacinto College)
37	Brandon Kaminer	LHP	L-L	6-2	205	Jr.	JC	Coral Springs, Fla. (Stoneman Douglas HS/Wallace CC)
38	Tom Biggs	INF	L-R	5-11	186	Fr.	HS	West Monroe, La. (West Monroe HS)
44	Jaden Hill	RHP	R-R	6-4	233	So.	1L	Ashdown, Ark. (Ashdown HS)
45	Braden Doughty	C	R-R	6-1	186	Jr.	2L	Denham Springs, La. (Denham Springs HS)
46	Rye Gunter	RHP	R-R	6-5	225	So.	1L	Coppell, Texas (Coppell HS)
47	Jacob Hasty	LHP	L-L	6-2	209	Fr.	HS	Keller, Texas (Liberty Christian HS)
52	Ma'Khail Hilliard	RHP	R-R	6-0	150	Jr.	2L	Central, La. (Central HS)
57	Michael Lagarrigue	LHP	L-L	5-11	187	So.	HS	Mandeville, La. (Fontainebleau HS)

## Baseball Staff

1	Paul Mainieri, Head Coach (Florida International, 1980 – 14th season at LSU)
34	Alan Dunn, Associate Head Coach/Pitching Coach (Alabama-Birmingham, 1991 – 9th season at LSU)
39	Nolan Cain, Assistant Coach/Recruiting Coordinator (LSU, 2009 – 7th season at LSU)
55	Eddie Smith, Volunteer Assistant Coach/Hitting Coach (Notre Dame, 2006 – 1st season at LSU)
40	Hunter Kiel, Undergraduate Assistant Coach
	Nate Fury, Director of Operations (LSU, 2014 – 4th season at LSU)
	Travis Roy, Strength & Conditioning Coach (LSU, 2012 – 5th season at LSU)
	Jamie Tutko, Director of Video & Scouting (Saint Leo, 2011 – 4th season at LSU)
	Cory Couture, Athletic Trainer (LSU, 2004 – 7th season at LSU)

## PRONUNCIATION GUIDE

Cade Beloso	buh-LO-so
Drew Bianco	BEE-ank-o
Giovanni DiGiacomo	DEE-JOCK-uh-mo
Braden & Cade Doughty	DOT-ee
Gavin Dugas	DOO-gahss
Devin Fontenot	FONT-uh-know
Saul Garza	saw-OOL
Jacob Hasty	HAY-stee
Ma'Khail Hilliard	muh-KAIL
Brandon Kaminer	CAM-uh-ner
AJ Labas	LAY-biss
Michael Lagarrigue	LAG-uh-ree
Paul Mainieri	muh-NAIR-ee
Landon Marceaux	MAR-so
Alex Milazzo	muh-LAH-zo
Wes Touns	TOOPS
Trent Vietmeier	VITT-myer







## University Facts

Location	Baton Rouge, La. (State Capital)
Founded	1860
Enrollment	31,761
Nickname	Fighting Tigers
Colors	Purple (PMS 267) and Gold (PMS 123)
Mascot	Mike VII (Live Bengal Tiger)
Stadium	Alex Box Stadium, Skip Bertman Field
Year Opened	2009
Capacity	10,326
Dimensions	LF—330; LC—365; CF—405; RC—365; RF—330
Playing Surface	Natural Grass
Conference	Southeastern (Western Division)

## University Administration

Interim President	Thomas Galligan (Stanford, 1977)
Faculty Representative	Dr. Lori Martin (Fordham, 1996)
Director of Athletics	Scott Woodward (LSU, 1985)

## Media Information

Baseball Communications Contact	Bill Franques
Communications Office Phone	225-578-8226
Franques' Office Phone	225-578-2527
Franques' Cell Phone	225-241-4359
Franques' Email Address	wfranqu@lsu.edu
LSU Website	www.LSUsports.net
Press Row Phone	225-578-4149
Communications Mailing Address	Athletics Administration Building Baton Rouge, LA 70803

## Ticket Office

Phone/Toll-Free	225.578.2184	1-800-960-8587
E-mail	tickets@lsu.edu	

## Baseball Facts

Baseball Office	225.578.4148
(Fax)	225.578.4066
Press Box	225.578.4149
E-Mail	vrobort@lsu.edu
Head Coach	Paul Mainieri
Alma Mater	Florida International, 1980
LSU Record	591-255-3 (.698, 13 seasons)
Career Record	1455-747-8 (.660, 37 seasons)
2019 Record/SEC Record:	40-26/17-13
2019 Postseason	NCAA Regional Champion NCAA Super Regional Participant
Lettermen Returning/Lost	22/12
Pos. Players w/Starting Exp. Returning/Lost	8/6
Pitchers Returning/Lost	12/6
Newcomers	13 (11 High School, 2 JUCO)

## Coaching Staff

POSITION	NAME	ALMA MATER	YEAR AT LSU
Head Coach	Paul Mainieri	Florida International, 1980	13th
Pitching Coach	Alan Dunn	UAB, 1991	9th
Asst. Coach/Recruiting	Nolan Cain	LSU, 2009	7th
Volunteer Coach/Hitting	Eddie Smith	Notre Dame, 2006	1st
Director of Operations	Nate Fury	LSU, 2014	4th
Strength Coach	Travis Roy	LSU, 2012	5th
Director of Video/Scouting	Jamie Tutko	Saint Leo, 2011	4th
Undergrad Asst. Coach	Hunter Kiel		

## Support Staff

Academic Advisor	Taylor Dennehy
Athletic Trainer	Cory Couture
Equipment Managers	Matthew Montgomery, Trent Forshag, Chad Naccari, Patrick Herry, Caleb Westfall, Brandt Roger, John Griffin Stanford
Student Trainers	Dayshia Davenport, David Payne
Office Manager	Virginia Robertson





# A PROGRAM OF EXCELLENCE

## LSU ALL-TIME W-L-T RECORD

2629-1625-31 (.617; beginning in 1893)

**6**

### NCAA NATIONAL CHAMPIONSHIPS

1991, 1993, 1996, 1997, 2000, 2009

**8**

### NCAA SUPER REGIONAL TITLES

2000, 2003, 2004, 2008, 2009, 2013, 2015, 2017

**18**

### COLLEGE WORLD SERIES APPEARANCES

CWS RECORD:  
40-27 (.597)

1986, 1987, 1989, 1990, 1991, 1993, 1994, 1996, 1997, 1998  
2000, 2003, 2004, 2008, 2009, 2013, 2015, 2017

**14**

### NCAA SUPER REGIONAL APPEARANCES

11 TIMES AS HOST SITE  
RECORD: 18-14 (.563)  
AT-HOME RECORD: 17-9 (.654)

1999, 2000, 2001, 2002, 2003, 2004, 2008  
2009, 2012, 2013, 2015, 2016, 2017, 2019

**11**

### NCAA TOURNAMENT NATIONAL SEEDS

NCAA TOURNAMENT RECORD:  
157-65 (.707)

2000 (#2), 2003 (#2), 2008 (#7), 2009 (#3), 2012 (#7)  
2013 (#4), 2014 (#8), 2015 (#2), 2016 (#8), 2017 (#4), 2019 (#13)

**17**

### SEC CHAMPIONSHIPS

SEC RECORD:  
985-782-9 (.557)

1939, 1943, 1946, 1961, 1975, 1986, 1990, 1991, 1992, 1993, 1996, 1997  
2003, 2009, 2012, 2015, 2017

**24**

### NCAA REGIONAL TITLES

1986, 1987, 1989, 1990, 1991, 1993, 1994, 1996, 1997, 1998, 1999  
2000, 2001, 2002, 2003, 2004, 2008, 2009, 2012, 2013, 2015, 2016, 2017, 2019

**19**

### SEC WESTERN DIVISION CHAMPIONSHIPS

1961, 1975, 1985, 1992, 1993, 1994, 1996, 1997, 1998  
2000, 2001, 2003, 2005, 2008, 2009, 2012, 2013, 2015, 2017

**32**

### NCAA REGIONAL APPEARANCES

26 TIMES AS HOST SITE  
RECORD: 99-24 (.805)  
REGIONAL RECORD AT HOME: 86-17 (.835)

1975, '85, '86, '87, '89, '90, '91, '92, '93, '94, '95, '96, '97, '98, '99  
2000, '01, '02, '03, '04, '05, '08, '09, '10, '12, '13, '14, '15, '16, '17, '18, '19

**12**

### SEC TOURNAMENT CHAMPIONSHIPS

SEC TOURNAMENT RECORD:  
89-44 (.669)

1986, 1990, 1992, 1993, 1994  
2000, 2008, 2009, 2010, 2013, 2014, 2017





**Ben McDonald**  
1989 Golden Spikes Award  
2008 College Baseball Hall of Fame Inductee



**Lloyd Peever**  
1992 National Player of the Year



**Todd Walker**  
1992 National Freshman of the Year  
2009 College Baseball Hall of Fame Inductee



**Brett Laxton**  
1993 National Freshman of the Year



**Russ Johnson**  
1994 SEC Player of the Year



**Eddy Furniss**  
1998 National Player of the Year  
2010 College Baseball Hall of Fame Inductee



**Brad Cresse**  
2000 Johnny Bench Award




**Mike Fontenot**  
2000 National Freshman of the Year



**Lane Mestepey**  
2001 National Freshman of the Year



**Aaron Hill**  
2003 SEC Player of the Year



**Jon Zeringue**  
2004 SEC Player of the Year



**Louis Coleman**  
2009 SEC Pitcher of the Year



**Raph Rhymes**  
2012 SEC Player of the Year



**Alex Bregman**  
2013 Brooks Wallace Award  
2013 National Freshman of the Year



**Aaron Nola**  
2014 National Pitcher of the Year  
2014 and 2013 SEC Pitcher of the Year



**Alex Lange**  
2015 National Freshman Pitcher of the Year



## United States Olympic Head Coach

Skip Bertman - 1996 Bronze Medal Team

## United States Olympic Medalists

RHP Kurt Ainsworth - 2000 Gold Medal  
2B Warren Morris - 1996 Bronze Medal  
SS Jason Williams - 1996 Bronze Medal  
RHP Ben McDonald - 1988 Gold Medal

## National Coach of the Year

Skip Bertman - 1986, 1991, 1993, 1996, 1997, 2000

Paul Mainieri - 2008, 2009, 2015

## National Player of the Year

RHP Ben McDonald - 1989

RHP Lloyd Peever - 1992

1B Eddy Furniss - 1998

## National Freshman of the Year

2B Todd Walker - 1992

RHP Brett Laxton - 1993

2B Mike Fontenot - 2000

LHP Lane Mestepey - 2001

SS Alex Bregman - 2013

RHP Alex Lange - 2015

## National Pitcher of the Year

RHP Aaron Nola - 2014

## Brooks Wallace Award

SS Alex Bregman - 2013

## Southeastern Conference Player/ Pitcher of the Year

2B Todd Walker - 1993

SS Russ Johnson - 1994

1B Eddy Furniss - 1996

SS Aaron Hill - 2003

OF Jon Zeringue - 2004

RHP Louis Coleman - 2009

OF Raph Rhymes - 2012

RHP Aaron Nola - 2013

RHP Aaron Nola - 2014

## 27 First-Team All-Americans in the Past 32 Seasons

OF Greg Deichmann is LSU's most recent first-team All-American. He was a 2017 first-team All-American and the second-round selection of the Oakland Athletics in the '17 MLB Draft.

## 76 Major League Players

LSU has produced 62 big-leaguers since 1987, including MLB All-Stars Albert Belle, Paul Byrd, Brian Wilson, Brad Hawpe, Aaron Hill, DJ LeMahieu, Will Harris, Alex Bregman and Aaron Nola.

## LSU Year-by-Year Team Batting Statistics (since 1984)

YEAR	(W-L-T)	G	AB	R	H	2B	3B	HR	RBI	SB-ATT	SLG	OBP	AVG
1984	(32-23-0)	55	1606	309	443	76	20	51	263	92-139	.443	NA	.276
1985	(41-18-0)	59	1883	412	557	102	17	63	343	108-145	.468	NA	.296
1986	(55-14-0)	69	2272	542	696	135	27	83	455	153-188	.499	NA	.306
1987	(49-19-0)	68	2178	509	619	104	18	76	434	156-208	.453	.425	.284
1988	(39-21-0)	60	1823	390	490	92	19	41	331	69-104	.408	.443	.269
1989	(55-17-0)	72	2424	566	723	144	26	62	494	113-142	.456	.461	.298
1990	(54-19-0)	73	2480	587	707	156	27	63	515	95-135	.486	.470	.325
1991	(55-18-0)	73	2366	547	488	138	18	85	488	84-123	.478	.446	.297
1992	(50-16-0)	66	2261	509	681	132	17	67	438	125-159	.464	.447	.301
1993	(53-17-1)	71	2385	603	737	152	37	85	527	122-151	.511	.414	.309
1994	(46-20-0)	66	2273	504	659	124	15	87	439	116-142	.473	.394	.290
1995	(47-18-0)	65	2259	506	680	146	21	81	458	95-128	.492	.397	.301
1996	(52-15-0)	67	2384	648	759	143	18	131	585	99-120	.558	.419	.318
1997	(57-13-0)	70	2509	673	791	146	11	188	632	71-99	.607	.412	.315
1998	(48-19-0)	67	2314	583	692	132	12	157	542	64-85	.570	.409	.299
1999	(41-24-1)	66	2317	556	699	122	14	104	502	77-101	.501	.406	.302
2000	(52-17-0)	69	2542	652	864	194	16	96	598	73-94	.542	.432	.340
2001	(44-22-1)	67	2372	574	754	137	10	98	514	90-115	.508	.417	.318
2002	(44-22)	66	2333	441	705	123	20	65	410	71-90	.456	.378	.302
2003	(45-22-1)	68	2461	524	777	147	19	85	477	59-78	.495	.386	.316
2004	(46-19)	65	2376	515	791	144	15	79	472	44-57	.506	.400	.333
2005	(40-22)	62	2223	437	660	133	14	80	397	37-49	.477	.379	.297
2006	(35-24)	59	1966	342	564	107	18	61	307	40-55	.453	.368	.287
2007	(29-26-1)	56	1844	278	472	81	13	40	250	63-93	.379	.331	.256
2008	(49-19-1)	69	2485	538	761	148	28	100	488	95-120	.509	.382	.306
2009	(56-17)	73	2486	575	783	141	19	107	532	114-156	.516	.405	.315
2010	(41-22)	63	2264	497	723	124	24	78	453	75-104	.499	.406	.319
2011	(36-20)	56	1861	388	563	106	13	34	345	84-119	.428	.383	.303
2012	(47-18)	65	2209	397	630	106	12	42	368	41-74	.401	.368	.285
2013	(57-11)	68	2366	439	722	128	16	47	394	54-80	.432	.389	.305
2014	(46-16-1)	63	2098	394	602	117	14	41	361	49-74	.415	.367	.287
2015	(54-12)	66	2429	451	762	146	23	51	415	130-166	.456	.377	.314
2016	(45-21)	66	2283	426	674	110	21	46	374	95-137	.422	.385	.295
2017	(52-20)	72	2425	482	702	120	12	69	448	78-107	.434	.384	.289
2018	(39-27)	66	2196	388	622	122	18	48	362	70-88	.421	.366	.283
2019	(40-26)	66	2279	437	622	101	10	64	398	61-82	.410	.358	.273

## LSU Year-by-Year Team Pitching Statistics (since 1984)

YEAR	(W-L-T)	G	IP	CG	SHO	SV	H	R	ER	BB	SO	OPP AVG	ERA
1984	(32-23-0)	55	433.0	12	3	10	439	272	199	206	359	.259	4.13
1985	(41-18-0)	59	484.2	10	3	9	452	273	221	245	442	.247	4.11
1986	(55-14-0)	69	579.0	10	5	17	511	303	245	291	541	.236	3.81
1987	(49-19-0)	68	577.1	13	8	14	502	266	197	223	552	.235	3.07
1988	(39-21-0)	60	497.2	20	1	11	437	262	199	292	519	.236	3.60
1989	(55-17-0)	72	629.0	10	5	20	546	326	254	278	655	.231	3.63
1990	(54-19-0)	73	630.1	13	5	12	631	324	264	249	555	.258	3.77
1991	(55-18-0)	73	621.0	5	6	19	613	330	253	259	626	.255	3.67
1992	(50-16-0)	66	574.2	9	3	12	508	261	222	185	518	.238	3.48
1993	(53-17-1)	71	620.0	15	7	7	586	318	257	246	511	.249	3.73
1994	(46-20-0)	66	589.2	6	1	13	567	356	295	274	520	.253	4.50
1995	(47-18-0)	65	579.0	9	4	10	517	323	261	245	623	.239	4.06
1996	(52-15-0)	67	601.0	8	10	13	549	283	226	233	635	.241	3.38
1997	(57-13-0)	70	621.0	7	3	13	653	380	319	206	682	.266	4.62
1998	(48-19-0)	67	588.1	5	4	14	613	365	287	232	646	.265	4.39
1999	(41-24-1)	66	580.0	8	2	12	651	402	329	212	591	.281	5.11
2000	(52-17-0)	69	619.2	4	6	16	661	375	305	241	574	.272	4.43
2001	(44-22-1)	67	595.2	6	2	12	640	388	314	279	446	.274	4.74
2002	(44-22)	66	589.2	14	5	7	621	309	224	179	472	.271	3.42
2003	(45-22-1)	68	602.2	7	3	12	614	330	283	194	515	.264	4.23
2004	(46-19)	65	581.1	8	4	7	624	293	237	163	401	.274	3.67
2005	(40-22)	62	557.0	8	3	14	566	296	239	176	428	.264	3.86
2006	(35-24)	59	521.2	2	4	13	581	334	292	208	426	.282	5.04
2007	(29-26-1)	56	492.2	2	0	15	583	330	279	169	421	.294	5.10
2008	(49-19-1)	69	626.1	2	3	16	638	340	286	201	554	.266	4.11
2009	(56-17)	73	644.1	3	4	22	631	319	288	186	679	.257	4.02
2010	(41-22)	63	568.0	1	1	17	626	379	351	227	472	.282	5.56
2011	(36-20)	56	490.0	3	4	9	459	252	225	166	396	.248	4.13
2012	(47-18)	65	592.0	2	7	13	547	242	214	160	573	.246	3.25
2013	(57-11)	68	622.2	5	9	16	488	195	166	172	506	.218	2.40
2014	(46-16-1)	63	561.2	3	17	16	436	180	162	178	443	.218	2.60
2015	(54-12)	66	621.1	2	5	19	530	242	206	228	560	.230	2.98
2016	(45-21)	66	591.0	2	3	15	564	296	261	246	540	.252	3.97
2017	(52-20)	72	639.2	6	10	17	540	281	255	273	626	.229	3.59
2018	(39-27)	66	577.0	2	5	14	570	333	312	251	547	.256	4.87
2019	(40-26)	66	593.2	0	3	13	567	338	306	268	585	.249	4.64



Paul Mainieri and the 2009 National Champions met with Vice President Joe Biden in the White House when the team toured Washington, D.C. on September 30, 2009.

## SIX

NCAA Championships won by the LSU Tigers

1991, 1993, 1996, 1997, 2000, 2009

LSU is one of only three schools to win six national titles in the 73-year history of the CWS. The other schools are Southern California (12 titles) and Texas (6).

LSU has claimed its six CWS titles in the past 29 years. Southern Cal has one national title in the past 41 years; Texas has won three CWS titles in the past 37 seasons.

## 17

Southeastern Conference championships claimed by LSU, including an unprecedented four in a row from 1990-93

1939, 1943, 1946, 1961, 1975, 1986, 1990, 1991, 1992, 1993, 1996, 1997, 2003, 2009, 2012, 2015, 2017



### Hall of Fame Coach Paul Mainieri

LSU coach Paul Mainieri, a Miami, Fla. native, has 1,455 career victories, as he directed the baseball programs at St. Thomas University (1983-88), Air Force (1989-94) and Notre Dame (1995-2006) prior to arriving at LSU in June 2006. Mainieri's overall head coaching record is 1,455-747-8 (.660) in 37 collegiate seasons, and he has a 591-255-3 (.698) mark in 13 seasons at LSU.

Mainieri is No. 2 among active NCAA Division I coaches in career victories, No. 10 all-time in NCAA Division I wins, and he is one of only six coaches in NCAA Division I history to have won over 1,400 games and a national championship.

Mainieri, a four-time National Coach of the Year, was inducted into the American Baseball Coaches Association Hall of Fame in January 2014, and he was named the Skip Bertman National Coach of the Year in 2015.

During Mainieri's 13-season LSU tenure, the Tigers have earned 30 different championships -- one NCAA National Championship, five NCAA Super Regional titles, eight NCAA Regional titles, four SEC regular-season championships, six SEC Western Division titles and six SEC Tournament crowns.

Mainieri directed the Tigers to six straight NCAA Tournament National Seeds from 2012-17; LSU and Stanford (1999-2004) only the schools in tournament history to earn six national seeds in a row.

### 2009 NCAA Champions

In just his third season at LSU, Mainieri directed the 2009 Tigers to the College World Series title, posting a 56-17 overall record, including a 10-1 mark in NCAA Tournament competition.

Mainieri earned 2009 National Coach of the Year recognition from Collegiate Baseball, Baseball America, Rivals.com and the American Baseball Coaches Association.

The Tigers defeated Texas in the CWS Championship Finals to win the national title, LSU's sixth CWS championship and its first since 2000. Mainieri also guided his squad to the 2009 Southeastern Conference regular-season and tournament titles.

LSU played host to the NCAA Baton Rouge

Regional, where the Tigers defeated Southern, Baylor and Minnesota to set up a Super Regional matchup versus Rice in Alex Box Stadium. LSU swept two games from the Owls, earning a berth to the CWS for the second straight season and for the 15th time in school history.

The Tigers defeated Virginia in their CWS opener and recorded two wins over Arkansas to advance to the CWS Championship Finals versus Texas. Trailing 6-4 in the ninth inning of Game 1, the Tigers staged a dramatic two-run rally and eventually prevailed, 7-6, in 11 innings. The Longhorns posted a 5-1 win in Game 2; however, LSU overwhelmed UT, 11-4, in the deciding game to claim the NCAA championship trophy.

### CWS Appearances in the Mainieri Era

Along with the 2009 national title, Mainieri has guided LSU to CWS appearances in 2017, 2015, 2013 and 2008:

### 2017 CWS

Mainieri's 2017 squad advanced all the way to the College World Series Finals, where the Tigers were defeated by Florida and finished as national runners-up. LSU, a consensus No. 2 in the final rankings, won five championships in 2017 - the Tigers were SEC regular-season champions, SEC Western Division champions, SEC Tournament champions, NCAA Regional champions and NCAA Super Regional champions.


For the first time in its College World Series history, LSU won three straight elimination games in 2017, reaching the CWS Finals by eliminating Florida State and top-ranked Oregon State, which had a 56-4 record before suffering two straight losses to the Tigers. The 2017 Tigers won 20 of their last 23 games and 25 of their last 30, and the squad compiled a 17-game win streak from May 11-June 17. LSU had a 27-15 record on April 25, but went 25-5 over its final 30 contests.

Six LSU players were selected in the first nine rounds of the 2017 MLB Draft, including pitcher Alex Lange, a first-round selection of the Chicago Cubs.





**Warren Morris' two-out ninth-inning home run to defeat Miami in the 1996 College World Series title game was named the "Showstopper of the Year" at the ESPY Awards.**



**Skip Bertman (right) accepts the 1997 Louisville Slugger national championship trophy with former LSU President Dr. William Jenkins.**

### 2015 CWS

The 2015 Tigers led the nation with 54 wins, and LSU advanced to the College World Series for the 17th time in school history.

LSU in 2015 captured the SEC regular-season championship for the 16th time in school history and won the SEC Western Division title for the 18th time. The Tigers posted a 21-8 conference mark and clinched the league title with a series victory at South Carolina on the final regular-season weekend of the year.

Mainieri was named the 2015 National Coach of the Year by the NCBWA, and he received the Skip Bertman National Coach of the Year Award presented by the College Baseball Foundation. Mainieri was also voted 2015 SEC Coach of the Year, marking the third time he has received the league honor.

LSU produced five players that received 2015 All-America recognition including junior shortstop Alex Bregman, freshman pitcher Alex Lange, senior catcher Kade Scivicque, junior first baseman Chris Chineia and junior centerfielder Andrew Stevenson.

### 2013 CWS

The 2013 Tigers' 57 victories matched the SEC single-season record, and LSU posted the nation's best winning percentage (57-11, .838). The Tigers also established a school record with 23 SEC regular-season victories.

LSU won the 2013 SEC Western Division and SEC Tournament championships and was the NCAA Tournament No. 4 National Seed.

The Tigers played host to and won both the NCAA

Regional and Super Regional and earned the 16th CWS berth in school history. LSU, which played in Omaha's three-year-old TD Ameritrade Park for the first time, placed seventh in the CWS after dropping consecutive games to UCLA and North Carolina. LSU completed the season ranked No. 5 by Baseball America, marking the Tigers' fourth Top 10 finish in six seasons.

For the first time in school history, LSU produced three first-team All-Americans in one season — senior first baseman Mason Katz, sophomore pitcher Aaron Nola and freshman shortstop Alex Bregman. Nola was voted SEC Pitcher of the Year and Bregman SEC Freshman of the Year by the league coaches. A school-record nine Tigers were selected in the '13 Major League Baseball Draft.

### 2008 CWS

Mainieri was named 2008 National Coach of the Year by Rivals.com after guiding the '08 Tigers to the College World Series in just his second season at the helm of the program.

The Tigers finished the season ranked sixth in the nation by Collegiate Baseball, Baseball America and ESPN/USA Today. LSU (49-19-1), picked to finish fifth in the SEC Western Division in the '08 preseason coaches' poll, won 26 of its final 29 games, including a conference-record 23-game win streak that saw LSU claim the SEC Western Division title, the SEC Tournament championship and the NCAA Baton Rouge Regional championship.

LSU's 23-game surge ended with a loss to UC Irvine in Game 1 of the NCAA Baton Rouge Super Regional, but the Tigers won the next two games over the Anteaters to advance to the College World Series. LSU placed fifth in Omaha with a 1-2 record.

### The Skip Bertman Era (1984-2001)

Skip Bertman is LSU's all-time winningest coach, as he compiled an 870-330-3 (.724) record in 18 seasons (1984-2001). Bertman, the National Coach of the Year in 1986, 1991, 1993, 1996, 1997 and 2000, and the 1996 United States Olympic head coach, guided the Tigers to five national championships (1991, 1993, 1996, 1997, 2000) and 11 College World Series appearances (1986, '87, '89, 1990, '91, '93, '94, '96, '97, '98, 2000).

# 425,377

LSU's total attendance figure in Alex Box Stadium during the 2019 season. LSU ranked first in the nation in attendance for the 24th straight year.



The 1975 Tigers earned LSU's first NCAA Tournament berth.

## .707

LSU has the nation's second-highest all-time NCAA Tournament winning percentage (157-65, .707), including 18 appearances in the College World Series. LSU is one of only eight schools with 18 or more CWS berths.

## 188

Home runs by the Tigers in their 1997 National Championship season

The total established an NCAA record, shattering the previous mark of 161 set in 1988 by Brigham Young. LSU hit at least one home run in all 70 of its 1997 games.



Under Bertman, LSU finished in the Top 7 in the national polls in 12 of his final 16 seasons.

Bertman was a member of the inaugural class of the College Baseball Hall of Fame that was inducted in July 2006. He is one of only three coaches to have won five College World Series titles. Southern Cal's Rod Dedeaux won 10 CWS crowns from 1958-78, and Augie Garrido captured five championships with two schools (Cal State Fullerton, 1979, '84, '95; Texas, 2002, '05).

Bertman's No. 15 jersey was retired by LSU in May 2001.

### National Titles Under Skip Bertman 1991, 1993, 1996, 1997, 2000

#### 1991 NCAA Champions

In 1991, Skip Bertman led LSU to its first national championship with a record-setting performance at the CWS. The Tigers defeated Wichita State, 6-3, in the title game and established Series marks for home runs (nine), runs per game (12), slugging percentage (.603) and fielding percentage (.993).

The '91 Tigers became the first team since Miami (Fla.) in 1982 to win the national championship without a loss in the NCAA Tournament -- LSU became undefeated in the NCAA South Regional (4-0) and in the CWS (4-0).

#### 1993 NCAA Champions

In 1993, LSU won its second NCAA title in three years with an 8-0 victory over Wichita State in the CWS final. The 1993 Tigers also captured the Southeastern Conference title, as LSU became the first SEC school to win the league championship in four consecutive seasons (1990-93).

The '93 squad, in the 100th

anniversary season of LSU Baseball, began the year ranked No. 1 in the preseason polls. A century of baseball excellence was culminated as the Tigers claimed the CWS crown with a final record of 53-17-1.

#### 1996 NCAA Champions

LSU claimed its third national championship of the 1990s in 1996 when second baseman Warren Morris belted a two-run homer in the bottom of the ninth inning to lift the Tigers to a thrilling 9-8 College World Series title game win over Miami (Fla.). The '96 Tigers were one of the most prolific offensive teams in Southeastern Conference history, establishing league records for home runs (131), runs scored (648), RBI (549) and total bases (1,331).

#### 1997 NCAA Champions

LSU won its fourth NCAA title in June, 1997, as the Tigers overwhelmed Alabama, 13-6, in the College World Series final. LSU became the first school to win back-to-back national championships since Stanford in 1987-88. The Tigers completed the year with a 57-13 mark, setting the Southeastern Conference record for most single-season victories. The Tigers also established the NCAA record for single-season home runs, as LSU unloaded a remarkable 188 round-trippers en route to the national championship. LSU joined Southern California (six titles in the 1970s) as the only schools to win four CWS crowns in one decade.

#### 2000 NCAA Champions

Bertman directed LSU to its fifth national title in 2000, as the Tigers recorded a 52-17 mark, including a perfect 13-0 post-season record. LSU won the SEC Tournament with four straight wins, and the Tigers raced to a 9-0 mark in the NCAA Tournament. The Tigers captured the national title with a thrilling 6-5 win over Stanford in the CWS championship game, as LSU scored four runs in the last two innings to overcome a 5-2 deficit. Catcher Brad Cresse's RBI single in the bottom of the ninth inning drove home shortstop Ryan Theriot with the winning run.



Eddy Furniss claimed the 1998 Dick Howser Award as college baseball's most outstanding player.



The 2000 squad was Bertman's most productive offensive team, setting a school record for team batting average with a .340 mark. The Tigers also established Southeastern Conference records for hits (864) and doubles (194). For the fifth time, Bertman was voted National Coach of the Year by Collegiate Baseball magazine.

### More College World Series Teams 1986, 1987, 1989, 1990, 1994, 1998, 2003, 2004

#### 1986 CWS

LSU made its first CWS appearance in 1986, when the Tigers finished fifth with a 1-2 record. LSU lost its CWS debut, 4-3, to Loyola-Marymount before rebounding with its first Series win, an 8-4 triumph over Maine. The Tigers were then eliminated by defending CWS champion Miami (Fla.), 4-3.

#### 1987 CWS

LSU returned to Omaha in 1987, marking the first time an SEC team made back-to-back CWS appearances. The Tigers placed fourth in '87 with a 2-2 mark, as LSU was eliminated when Stanford's Paul Carey sent a Ben McDonald pitch over the left-field wall with the bases loaded in the 10th inning to give the Cardinal a 6-5 win.

#### 1989 CWS

In 1989, after an incredible two-game sweep of top-ranked Texas A&M -- the Aggies entered the regional final round with a 58-5 record -- in the NCAA Central Regional at College Station, Texas, LSU joined the CWS field, placing in a tie for third with a 2-2 record.



**Ben McDonald received the 1989 Golden Spikes Award as the nation's best amateur baseball player.**



#### 1990 CWS

In 1990, the Tigers again emerged from an NCAA regional tournament losers' bracket to earn a CWS berth, as LSU captured the South I Regional at Baton Rouge with two scintillating one-run wins over Southern California. LSU finished in a tie for third at the '90 CWS, recording a 2-2 mark in the summer classic.

#### 1994 CWS

In 1994, LSU became the first defending national champion to return to the CWS since Stanford accomplished the feat in 1988. The Tigers earned the CWS berth with four straight wins in the NCAA South Regional at Baton Rouge, including a thrilling 12-10 triumph over Southern California in the regional final. However, for the first time in its CWS history, LSU went "two-and-out" in Omaha, as the Tigers dropped consecutive decisions to Florida State and Cal State-Fullerton.

#### 1998 CWS

The 1998 LSU squad earned the Tigers' seventh CWS berth of the '90s. LSU defeated Southern California (12-10) and Mississippi State (10-8) in its first two CWS games, increasing the Tigers' Series winning streak to 10 games over three years. However, LSU suffered back-to-back losses to Southern Cal (5-4 and 7-3), and the Trojans advanced to the national championship game, where they defeated Arizona State.

#### 2003 CWS

LSU's 2003 SEC Championship club -- coached by Bertman's successor, Smoke Laval -- earned the school's first CWS trip since 2000. The Tigers played host to an NCAA Regional for the 14th straight year, as the Tigers won the tournament with a thrilling 9-8, 11-inning victory over North

**Ray Wright's brilliant catch prevented a Stanford home run in the 2000 College World Series championship game.**

# 26

**The Tigers have played host to an NCAA Regional 26 times since 1986, including 25 of the past 30 seasons.**

**LSU has a 86-17 (.835) mark in NCAA Regional games at home and an 17-9 (.654) record in NCAA Super Regional contests in Alex Box Stadium.**

**LSU has a 117-38 (.755) overall mark in NCAA Regional and Super Regional contests combined (99-24 in regionals, 18-14 in super regionals).**



Lyle Mouton (21), catcher Gary Hymel (right) and the Tigers won LSU's first NCAA championship in 1991 with a victory over Wichita State in the CWS.

40

The Tigers have won more College World Series games (40) than any other SEC school. South Carolina is second among league schools with 32 CWS triumphs. LSU has the most CWS appearances (18) among SEC squads; Florida is second with 12 all-time CWS berths.

The 1997 Tigers produced an SEC-record 57 wins en route to the CWS title.



Carolina-Wilmington in the final game. LSU hosted Baylor in the NCAA Super Regional, defeating the Bears in two of three games to advance to the CWS. LSU dropped consecutive games to Cal State Fullerton and South Carolina in Omaha.

#### 2004 CWS

LSU played host in 2004 to an NCAA Regional for the 15th straight season, winning the tournament with consecutive victories over Army, Southern Mississippi and College of Charleston. The Tigers then played host to an NCAA Super Regional for the third time in five years, defeating Texas A&M in a best two-of-three series to earn a berth in the CWS. LSU was eliminated from the CWS in two games, as the Tigers dropped decisions to Miami (Fla.) and South Carolina.

#### SEC Championships

**1939, 1943, 1946, 1961, 1975, 1986, 1990, 1991, 1992, 1993, 1996, 1997, 2003, 2009, 2012, 2015, 2017**

LSU captured its 17th Southeastern Conference title in 2017, as the Tigers own the most championships in league history. LSU won six SEC championships in the 1990s, (1990-91-92-93-96-97) including an unprecedented four in a row from 1990-93.

LSU has finished either first or second in the overall conference standings in 18 of the past 30 years. LSU has also won 12 SEC Tournament crowns (1986, '90, '92, '93, '94, 2000, 2008, 2009, 2010, 2013, 2014, 2017), including six in the past 11 seasons.

In 1993, LSU became the only school in Southeastern Conference history to win four straight league titles. The '93 Tigers, who registered an 18-8-1 SEC mark, clinched the overall championship by winning the SEC Western







**Aaron Nola, the 2014 National Pitcher of the Year, is also the only player to win SEC Pitcher of the Honors on two occasions (2013 and 2014).**

Division Tournament title in Alex Box Stadium. LSU defeated Mississippi State, 7-3, in the final game after battling out of the tournament losers' bracket.

### College Baseball Hall of Fame

Former LSU players Ben McDonald, Todd Walker and Eddy Furniss join legendary coach Skip Bertman as LSU inductees into the College Baseball Hall of Fame:

#### Ben McDonald


McDonald, a right-handed pitcher from Denham Springs, La., capped a magnificent 1989 season by receiving the Golden Spikes Award, given by the United States Baseball Federation to the nation's most outstanding amateur player.

McDonald, who set an LSU career mark with 373 Ks, established Southeastern Conference standards for single-season strikeouts (202), innings pitched (152.1) and consecutive scoreless innings (44.2). A two-time All-American and a 1988 Olympic gold medalist, he finished his LSU career with a 29-14 record and a 3.24 ERA. He was inducted into the College Baseball Hall of Fame at Lubbock, Texas in July 2008.

McDonald's No. 19 jersey was retired by LSU in 2009.

#### Eddy Furniss

Furniss, a first baseman, culminated a sterling four-year career by receiving the 1998 Dick Howser Trophy as the nation's most outstanding player. A 2007 inductee into the LSU Athletic Hall of Fame and a 2010 inductee into the College Baseball Hall of Fame, he finished his career as the SEC's all-time leader in hits (352), home runs (80), RBI (308), doubles (87) and total bases (689). In NCAA annals, Furniss finished his career No. 3 all-time in total bases, No. 4 in home runs and doubles, and No. 5 in RBI. The Nacogdoches, Texas, native



-- who posted a .371 lifetime batting average -- hit .403 in 1998 with 27 doubles, three triples, 28 homers and 76 RBI.

Furniss' No. 36 jersey was retired by LSU in 2016.

#### Todd Walker

Walker was voted in 1996 as the second baseman on the College World Series All-Time



**Todd Walker (right), pictured with former LSU coach Skip Bertman, was inducted into the College Baseball Hall of Fame in July 2009.**

# 76

Seventy-six former LSU players have played major league baseball, including 62 big-leaguers (33 pitchers, 29 position players) since 1987. The former Tigers include MLB All-Stars Albert Belle, Paul Byrd, Brian Wilson, Aaron Hill, Brad Hawpe, DJ LeMahieu, Will Harris, Alex Bregman and Aaron Nola.

**Former LSU star DJ LeMahieu is a three-time MLB All-Star and he won the 2016 MLB batting title.**





A school-record (actual attendance) 11,401 fans packed Alex Box Stadium, Skip Bertman Field to watch the Tigers clinch a berth in the 2013 College World Series with an NCAA Super Regional win over Oklahoma.

## USA

LSU has established an outstanding international reputation with representatives on U.S. Olympic squads:

**Ben McDonald - 1988**  
**Rick Greene - 1992**  
**Skip Bertman - 1988, 1996**  
**Warren Morris - 1996**  
**Jason Williams - 1996**  
**Kurt Ainsworth - 2000**

LSU's Kurt Ainsworth pitched the United States to wins over Holland and Australia en route to the 2000 gold medal in Sydney.

Team by the readers of the Omaha World-Herald. Walker, a 2009 inductee into the College Baseball Hall of Fame, completed a brilliant three-year LSU career in 1994 as he became the SEC's all-time leader in hits (310), runs (234), RBI (246) and total bases (557).

Walker, a native of Bossier City, La., was a 1994 finalist for the Golden Spikes Award and the Smith Award, as he batted .393 with 18 homers and 68 RBI. A consensus '94 All-American, he was also named the Most Outstanding Player of the NCAA South Regional, and he was selected to the College World Series All-Tournament team.

Walker finished his career as LSU's all-time leader in hits, runs, RBI, total bases, home runs (52), doubles (61), triples (15) and batting average (.396). He was inducted into the LSU Athletic Hall of Fame in 2006, and his No. 12 jersey was retired by LSU in April 2017.



## More National Awards

**Lloyd Peever**, a right-handed pitcher from Stonewall, Okla., was named the 1992 National Player of the Year by Collegiate Baseball magazine. Peever, one of nine finalists for the 1992 Golden Spikes Award, was named first-team All-America by Collegiate Baseball, Baseball America and the American Baseball Coaches Association. Peever, a 2011 inductee into the LSU Athletic Hall of Fame, finished the season with a 14-0 record and a 1.98 ERA in 104.2 innings, and he became the first SEC pitcher to post 14 straight wins in one year.

Catcher **Brad Cresse** was a 2000 first-team all-America selection, as he led the nation in home runs (30) and RBI (106). Cresse, a native of Seal Beach, Calif., was named the 2000 recipient of the Johnny Bench National Collegiate Catcher of the Year award, and he was a finalist for the 2000 Golden Spikes Award. Cresse helped lead LSU to the 2000 national title by hitting .388 (106-for-273) with 21 doubles, 30 homers, 106 RBI, 73 runs, 217 total bases and a .790 slugging percentage.

LSU freshman **Alex Bregman** was named the winner of the 2013 Brooks Wallace National Shortstop of the Year Award. Bregman, product of Albuquerque, N.M., batted .369 with 18 doubles, seven triples, six home runs and 52 RBI during the first season of his college career, leading the Tigers to a berth in the College World Series. Bregman earned 2013 consensus first-team all-America honors and was named the National Freshman Player of the Year by Collegiate Baseball magazine.

LSU junior right-hander **Aaron Nola** was named the 2014 National Pitcher of the Year by the College Baseball Foundation. Nola, a 2014 Golden Spikes Award finalist and a two-time Southeastern Conference Pitcher of the Year, enjoyed a brilliant 2014 season, as he posted an 11-1 mark and a 1.47 ERA in 116.1 innings with 27 walks and 134 strikeouts. During his remarkable three-year LSU career (2012-14), Nola compiled a 30-6 mark and a 2.09 ERA in 332 innings with 42 walks and 345 strikeouts.

Right-hander **Alex Lange** was voted the 2015





National Freshman Pitcher of the Year by Collegiate Baseball magazine and the NCBWA. He posted a 12-0 record with a 1.97 ERA in 114 innings. In 17 starts, he recorded 131 strikeouts and limited opponents to a .212 cumulative batting average.

Lange, a native of Lee's Summit, Mo., was also voted the 2015 SEC Freshman of the Year, and he received first-team All-America and first-team All-SEC recognition.

### International Baseball

Skip Bertman served as the head coach of the United States Olympic team in 1996, directing the Americans to the bronze medal in Atlanta.

LSU second baseman Warren Morris and shortstop Jason Williams were two of the '96 Olympic team's brightest stars. Morris was the Americans' leading hitter in the Olympics, batting .409 in nine games with five homers, one double, 11 RBI and 10 runs. Williams batted .367 in the Olympics with three homers, nine RBI and 10 runs.

Bertman also served as the pitching coach of the 1988 U.S. Olympic team which captured a gold medal in Seoul. The '88 squad featured LSU pitcher Ben McDonald, who posted two Olympic victories.

LSU pitcher Rick Greene was a member of the '92 Olympic team which competed in Barcelona, but fell short of earning a medal.

LSU pitcher Kurt Ainsworth helped lead the U.S. to the gold medal at the 2000 Olympics in Sydney. Ainsworth pitched the Americans to wins over Holland and Australia en route to the Olympic title.

Paul Mainieri served as head coach of the 2018 U.S. Collegiate National Team that posted series wins over Cuba, Japan and Chinese Taipei. The U.S. team included four LSU players -- pitcher Zack Hess and outfielders Daniel Cabrera, Zach Watson and Antoine Duplantis.

### Attendance

LSU led the nation in total attendance for the 24th straight year in 2019, as the Tigers drew 425,377 fans to Alex Box Stadium. The Tigers averaged 10,634 fans per contest last season. Over nine million fans have seen the Tigers play in their home stadium over the past 36 seasons. A total of 9,217,512 patrons have experienced "Baseball at the Box" during that period.

Innovative promotional schemes, record-breaking crowds and increasing revenues characterize LSU's baseball program. In 1983, the year before Skip Bertman's arrival as head coach, LSU drew only 10,002 fans for 22 dates at Alex Box Stadium, an average of 454 per game.

### Academic Excellence

Former LSU first baseman Eddy Furniss was named a 1997 first-team Academic all-American by GTE-CoSIDA, and he received second-team Academic all-America recognition in 1996 and 1998. Other Academic all-America selections include pitcher Chris Demouy (third-team, 1996), second baseman Warren Morris (first-team, 1995) and catcher Tim Lanier (third-team, 1994).

Third baseman Wally Pontiff was a member of the 2002 GTE/CoSIDA District VI Academic all-America team, pitcher Kurt Ainsworth earned District VI recognition in 1999 and pitcher Paul Bertuccini was named to the District VI squad in 2010.

Left-handed pitcher Jason Determann was named the 2005 SEC Baseball Scholar-Athlete of the Year with a 3.781 GPA in biology. He was also voted to the ESPN The Magazine second-team Academic All-America squad.

Right-handed pitcher Jordan Faircloth received the 2005 SEC Community Service Post-Graduate Scholarship, and he was named to the SEC Good Works Team. Faircloth, who received his LSU degree in political science with a 3.383 GPA, was a volunteer speaker to children at local schools, served food at homeless shelters and was active in Habitat for Humanity, building homes for needy families.

Outfielder Sean McMullen, a native of Metairie, La., was named the 2014 Tiger Athletic Foundation Male Scholar-Athlete of the Year, and he was the LSU Athletic Department nominee for the Boyd McWhorter SEC Scholar-Athlete of the Year Award. McMullen was a two-time member of the SEC Academic Honor Roll, and he earned his LSU degree in kinesiology in May 2014 with a 3.71 grade point average.

**Ninety-four Tigers have earned LSU degrees during Paul Mainieri's tenure.**

# 130

**130 LSU players have earned SEC Academic Honor Roll recognition over the past 13 seasons, including a school-record 14 players in 2008.**

# ALEX BOX STADIUM

## SKIP BERTMAN FIELD



The field at Alex Box Stadium was named "Skip Bertman Field" on May 17, 2013, prior to the Tigers' game versus Ole Miss. Bertman (pictured above with his wife, Sandy) coached LSU to five national titles during his 18-season tenure (1984-2001).

## A First Class Home for a Great Legacy

The Alex Box Stadium, Skip Bertman Field experience is a unique one, created by the greatest and most loyal fans in all of college baseball, combined with an enduring legacy of championships.

In February 2009, the LSU Baseball program moved into a new home, and all of the traditions, memories and excitement that make Tiger baseball truly special live on in Alex Box Stadium, Skip Bertman Field.

From LSU's first SEC title team in '39, to Bruce Baudier's perfect game, to Rich Cordani's game-winning home run against Southern Cal, to the regional championship victory laps of the 1990s, the original Alex Box Stadium was home from 1938-2008 to some of the greatest moments in all

of college baseball history.

Now the LSU baseball legacy has moved 200 yards to the south into a state-of-the-art facility, designed to provide the resources necessary to sustain LSU's tradition of excellence while also accommodating in comfort the record-setting crowds that set Tiger Baseball apart from the rest of America.

The LSU baseball team enjoys nearly 10,000 square feet of locker and meeting room space, indoor batting cages, a weight training facility and all the amenities necessary to field a consistent winner.

A 21st Century home sustains a grand old tradition ... LSU Baseball at Alex Box Stadium, Skip Bertman Field.

### Stadium Information

Seating Capacity	10,326
Playing Field Distances	
Foul Lines	330 ft.
Power Alleys	365 ft.
Center	405 ft.
Height of Fence	10 ft.
Height of Batters' Eye	40 ft.
Playing Surface	natural grass (artificial turf in foul territories)

### GROUND LEVEL

- ▶ National Championship Plaza & Legacy Plaza
- ▶ Hall of Fame Room
- ▶ Ticket Office
- ▶ Champion's Club Lounge
- ▶ Batting Cages & Marucci Performance Center
- ▶ Locker Room & Team Meeting Room
- ▶ Players' Lounge
- ▶ Umpires Locker Room
- ▶ LSU SportShop
- ▶ Picnic / Play Areas & Concessions Stands

### SECOND LEVEL

- ▶ Concourse
- ▶ Concessions Stands
- ▶ LSU SportShop
- ▶ LSU Fan Zone

### THIRD LEVEL

- ▶ Press Box
- ▶ Suites

### Ballpark Comparisons

	OLD ALEX BOX (1938-2008)	NEW ALEX BOX (2009-PRESENT)
<b>SEATING</b>		
Total Seats	7,760	10,326
Grandstand	3,238	4,054
Bleachers	4,522	6,272
<b>AMENITIES</b>		
Restrooms	2,000 sq. ft.	9,274 sq. ft.
Concessions	2,200 sq. ft.	5,000 sq. ft.
No. of Suites	0	27
Club Lounge	0 sq. ft.	1,800 sq. ft.
Team Area	3,000 sq. ft.	9,380 sq. ft.
Press Area	250 sq. ft.	2,000 sq. ft.

Enhanced ADA (Americans with Disabilities Act) accessibility and seating throughout new facility.





**Alex Box Stadium was ranked No. 8 in the 2016 listing of the top 100 stadium experiences in the United States and Canada compiled by *Stadium Journey* magazine. Alex Box Stadium was rated ahead of 11 Major League ball parks on the list, including Fenway Park and Wrigley Field.**



Players' Lounge



Marucci Performance Center



The LSU locker room has a Major League appearance.



Video Studio





The original Alex Box Stadium, home of the LSU Fighting Tigers from 1938-2008, has a storied history which spans several decades. The 2008 season was the last for the Tigers in the 70-year-old facility, as LSU moved into the New Alex Box Stadium in 2009.

### Alex Box Stadium Testimonials

"We tried to prepare our players for coming here, but I don't think you can prepare anybody for this, until you get here. This - and I mean this in a complimentary way - is a very, very special place; a very unique place ... There are lots of places where there's great baseball played and there's great support and they get behind their teams. But there is nothing like this. This is in first place and everything else is a distant second place."

- UC Irvine coach Mike Gillespie after the 2008 NCAA Super Regional in Alex Box Stadium

"I want to commend what I truly believe may be the premier crowd in all of college baseball ... that is a special, special crowd out there. I want to say that the way the fans have responded all weekend to just excellence and outstanding play leads me to believe that they truly do appreciate the difficulty of playing this game. I'm glad to have our players play in front of a crowd that I truly believe appreciated their performance."

- Baylor coach Steve Smith after the 2003 NCAA Super Regional in Alex Box Stadium



LSU has finished first in the nation in total attendance for 24 straight seasons. In 2019, the Tigers drew 425,377 fans in the 11th season of their current stadium -- Alex Box Stadium, Skip Bertman Field -- which opened in 2009.

LSU has been among the nation's attendance leaders for the past 29 seasons, finishing No. 5 in 1991, No. 6 in 1992, No. 4 in 1993, No. 3 in 1994 and in 1995, and No. 1 from 1996-2019.

Over the past 36 seasons, the Tigers have attracted over nine million fans to their home stadium. A total of 9,217,512 patrons have watched the Tigers play at "The Box" from 1984 to 2019.

Alex Box Stadium, Skip Bertman Field - which opened in 2009 - has played host to eight NCAA regionals and seven NCAA super regionals in 11 seasons. The field at "The Box" was named Skip Bertman Field in May 2013.

The original Alex Box Stadium was the site of four SEC tournaments, 18 NCAA regionals, four NCAA super regionals and one ABCA Hall of Fame tournament.

Originally a 2,500-seat facility, the concrete and steel grandstand of the original Alex Box Stadium was completed in 1938. Funding came from the Works Progress Administration, a federally sponsored agency which constructed public athletic facilities, among other such projects.

In its first two years, the original Alex Box Stadium was the site of spring training for the New York Giants. Such legendary baseball figures as Mel Ott, Carl Hubbell, Bill Terry and Dick Bartell trained at "The Box."





The "Intimidator" billboard depicting LSU's NCAA titles was unveiled in the original Alex Box Stadium prior to the 1997 season. The most recent version of the "Intimidator" was installed in the new Alex Box Stadium prior to the 2019 season.

**26**

LSU has hosted 26 NCAA Regional Tournaments in its home stadium. The first was in 1986, and LSU has played host to 25 regionals over the past 30 seasons (1990-2019).

**11**

NCAA Super Regional Series at Alex Box Stadium: 2000, 2003, 2004, 2008, 2009, 2012, 2013, 2015, 2016, 2017, 2019

**24**

Last season, the Tigers drew 425,377 fans to Alex Box Stadium as LSU finished first in the nation in total attendance for the 24th straight year.

**.789**

LSU has a .789 winning percentage at home since 1984. The Tigers are 1,080-287-5 during that 36-season span in their home ball park.

#### LSU Record in Alex Box (1984-2019)

YEAR	GAMES	W-L-T	PCT.
1984	31	23-8	.742
1985	34	31-3	.912
1986	43	38-5	.884
1987	35	30-5	.857
1988	33	27-6	.818
1989	36	31-5	.861
1990	37	32-5	.865
1991	43	33-10	.767
1992	38	30-8	.789
1993	43	34-8-1	.802
1994	35	28-7	.800
1995	36	28-8	.777
1996	39	32-7	.821
1997	40	36-4	.900
1998	35	32-3	.914
1999	38	27-11	.711
2000	39	28-11	.718
2001	37	27-10	.730
2002	36	28-8	.778
2003	39	30-8-1	.782
2004	36	27-9	.750
2005	36	23-13	.639
2006	37	25-12	.676
2007	35	20-14-1	.586
2008	42	32-9-1	.774
2009 *	42	33-9	.786
2010 *	38	30-8	.789
2011 *	37	28-9	.757
2012 *	44	35-9	.795
2013 *	43	39-4	.907
2014 *	39	31-7-1	.808
2015 *	39	33-6	.846
2016*	41	28-13	.683
2017*	39	32-7	.821
2018*	37	29-8	.784
2019*	40	30-10	.750
<b>Totals</b>	<b>1,372</b>	<b>1,080-287-5</b>	<b>.789</b>

#### Attendance in Alex Box (1984-2019)

YEAR	DATES	TOTAL ATT.	AVG.
1984	24	22,021	.918
1985	25	40,746	1,630
1986	34	81,075	2,385
1987	27	46,084	1,707
1988	27	46,831	1,734
1989	33	65,781	1,993
1990	30	78,616	2,621
1991	37	113,832	3,077
1992	34	114,937	3,381
1993	39	137,306	3,521
1994	33	143,595	4,351
1995	36	148,995	4,139
1996	39	226,805	5,816
1997	39	252,864	6,484
1998	35	232,597	6,645
1999	38	271,888	7,154
2000	39	286,874	7,355
2001	37	276,622	7,476
2002	36	271,179	7,532
2003	39	291,676	7,478
2004	36	284,328	7,898
2005	36	270,300	7,508
2006	37	270,341	7,306
2007	35	256,537	7,329
2008	42	318,798	7,590
2009 *	42	403,056	9,596
2010 *	38	404,916	10,655
2011 *	37	390,595	10,557
2012 *	44	472,391	10,736
2013 *	43	473,298	11,006
2014 *	39	424,321	10,880
2015 *	39	421,771	10,814
2016*	41	433,783	10,580
2017*	39	418,291	10,725
2018*	37	399,085	10,786
2019*	40	425,377	10,634
<b>Totals</b>	<b>1,306</b>	<b>9,217,512</b>	<b>7,058</b>

#### 2019 Attendance Leader (24th Straight Season at No. 1)

**1. LSU 425,377**

#### Tournaments Hosted

##### NCAA Regional Tournaments (26)

1986, 1990, 1991, 1992, 1993, 1994, 1995, 1996, 1997, 1998, 1999, 2000, 2001, 2002, 2003, 2004, 2005, 2008, 2009, 2012, 2013, 2014, 2015, 2016, 2017, 2019

##### NCAA Super Regional Series (11)

2000, 2003, 2004, 2008, 2009, 2012, 2013, 2015, 2016, 2017, 2019

##### SEC Tournaments (4)

1985, 1986, 1991, 1993

##### ABCA Hall of Fame Tournament (1)

1991

#### Top 10 Alex Box Stadium Attendance (Paid Attendance)

ATTENDANCE	OPPONENT	DATE	SCORE
1. 12,844	Notre Dame	2/16/18	LSU, 7-6
2. 12,727	South Carolina	4/27/13	USC, 4-2
3. 12,472	New Orleans	2/14/14	LSU, 2-0
4. 12,404	UL-Monroe	2/15/19	LSU, 12-7
5. 12,373	Maryland	2/15/13	LSU, 1-0
6. 12,313	Alabama	4/17/10	LSU, 9-7
7. 12,223	Notre Dame	2/17/18	ND, 10-5
8. 12,193	Ole Miss	5/17/13	LSU, 5-4
9. 12,164	Ole Miss	3/13/15	UM, 5-3
10. 12,153	Oklahoma	6/8/13	LSU, 11-1

The largest actual attendance figure in the New Alex Box Stadium is 11,401 for Game 2 of the NCAA Super Regional matching LSU and Oklahoma on June 8, 2013.

The largest actual attendance figure in the original Alex Box Stadium was 8,173 for the NCAA Super Regional championship game versus UC Irvine on June 9, 2008, the final game in stadium history. The largest paid attendance figure in the original stadium was 8,701 versus Mississippi State on May 11, 2008, the final regular-season game in stadium history.

## Alex Box (1920-1943)



LSU's baseball stadium was named in 1943 for Alex Box, an outfielder for the 1942 Tiger squad. Box was killed in 1943 while fighting in North Africa during World War II.

Simeon Alexander Box was born August 5, 1920, in Quitman, Miss., and attended George S. Gardiner High School in Laurel, Miss. Box came to LSU in 1938 and majored in petroleum engineering. He played football and baseball, served as vice president of the junior class in engineering and was a member of several professional societies. He earned his petroleum engineering degree in 1942.

Box pursued his advanced ROTC studies in the engineering regiment. A handsome, popular figure on campus, he met and developed a close relationship with Earle Hubert, an attractive member of Delta Zeta sorority from Plaquemine, La. They had an understanding that she would complete her elementary education degree while he was serving in the military; then, they would later marry. Tragically, the terrors of warfare changed those plans.

After being commissioned in the U.S. Army, Box made short stops at camps in Florida and Pennsylvania and went on to England in August, 1942. He was posted to the First Infantry Division, called the "Big Red One" in North Africa. Lieutenant Box, a tank commander, displayed his heroism on November 9, 1942, when he risked his life in helping destroy six enemy machine gun nests and an artillery emplacement near Arcole, Algeria. His brave acts earned him the Distinguished Service Cross, the Army's second-highest decoration.

Only two months later, there was a fierce battle in Tunisia, and Box's tank was shredded by a German mine. He was killed instantly on February 19, 1943, at the age of 22. Brigadier General Theodore Roosevelt, wrote a letter of condolence to Box's mother, Mattie, saying "the deeds and death of your son have gone to make up the spiritual background that is this country."

Laurel, Miss., superintendent of schools R.H. Watkins eulogized Box as a "perfect example of an athlete, a Christian gentleman, a scholar and a soldier ... His beautiful life may be compared to a great piece of music which ends on a high note."

On the LSU campus, there was a spontaneous movement that spring to commemorate his sacrifice in some tangible way. At its May 28, 1943 meeting, the LSU Board of Supervisors voted unanimously to name the baseball stadium for Box. That was considered such an unusual decision that the student newspaper, The Reveille, observed, "For the first time in the school's history, the service and memory of the military hero came to be esteemed so highly that a structure on the campus was named in his honor."

The Box family made a special presentation of Alex's personal memorabilia to LSU during the 1991 baseball season. The memorabilia, enclosed in a specially-constructed glass case, is permanently housed in the Wally Pontiff Jr. Hall of Fame.



**Man of Honor**  
LSU's baseball stadium was named for Alex Box in 1943.



# GREAT MOMENTS



**LSU Diamond – later named Alex Box Stadium – was the spring training home of the New York Giants in 1938 and 1939.**

Reprinted with permission from Baseball in Baton Rouge. Available from the publisher online at [www.arcadiapublishing.com](http://www.arcadiapublishing.com) or by calling 888-313-2665.



**Albert Belle and the 1986 Tigers captured an NCAA Regional title and advanced to LSU's first College World Series.**



**Slugger Eddy Furniss powered LSU to NCAA Regional titles in 1996, 1997 and 1998.**

## May 6, 1939

LSU defeats Tulane, 16-0, clinching its first SEC crown with a 10-2 conference record. The Tigers receive help from the Auburn Plainsmen, who defeated Florida, giving the Gators their second loss of the season, and eliminating them from title contention.

## May 6, 1946

LSU completes a doubleheader sweep of Tulane to finish 11-3 in SEC play and win the league title. In the first outing, home runs by Joe Bill Adcock and Gene "Red" Knight help to erase a 4-1 deficit. Mel Didier singles in two runs in the seventh and LSU captures a 7-4 victory. In Game 2, home runs by Knight and Ray Coates highlight LSU's 4-3 win, as the Tigers clinch the SEC title.

## May 12, 1961

LSU defeats Auburn 6-5 in the second game of a best-of-three series to win the SEC Championship. LSU trails 5-4 in the bottom of the 11th inning when the Tigers rally for two runs. Bobby Theriot provides the game-winning single and LSU captures the league crown. The paid attendance for the game was estimated to be around 2,500, making it the most attended LSU baseball game at the time.

## May 5, 1967

LSU right-hander Bruce Baudier fires a seven-inning perfect game, blanking Alabama, 2-0, in the second game of a doubleheader. Baudier records eight strikeouts and needs only 72 pitches to defeat the Crimson Tide in front of 450 fans in Alex Box Stadium.

## March 3, 1972

On Opening Day, LSU pitcher Randy Wiles pitches a no-hitter in the first game of a doubleheader against Rice, leading the Tigers to a 3-0 victory. Wiles pitches seven innings, recording 11 strikeouts and one walk. The no-hitter is nearly broken up with an infield hit, but is kept alive with an outstanding play by freshman shortstop Mike Miley.

## May 14, 1975

LSU defeats Georgia 6-5 in the first game of a best-of-three series to determine the SEC champion. Randy Aldridge singles in the winning run in the bottom of the 10th. Paul Stefan earns the victory, pitching 8.2 innings of relief and striking out 13. LSU goes on to win the series and the SEC title with a 8-3 win over the Bulldogs in Athens.

## March 14, 1979

Robert Landry pitches only the fourth no-hitter in LSU's history, defeating Southern Miss 1-0 at Alex Box Stadium. Landry strikes out seven and walks three in the seven-inning contest. Randy Olson, the Tigers' designated hitter, hits a solo home run for the lone score of the game.

## May 25, 1986

Albert Belle smashes two, two-run homers in the South I Regional championship game, leading the Tigers to their first College World Series with a 7-6 win over Tulane at

Alex Box Stadium. Belle was named tournament MVP for his efforts.

## May 28, 1990

Rich Cordani's dramatic two-run blast in the seventh inning lifts LSU to a thrilling 7-6 South Regional championship game win over Southern California.

## April 26, 1993

LSU defeats Tulane, 5-2, in a "Turn Back the Clock" game in Alex Box Stadium. The players wear early 20th-century replica uniforms and use wooden bats in the contest. The game celebrates the 100th anniversary of the LSU Baseball program.

## May 29, 1994

LSU holds on to a 12-10 win over Southern Cal in the South Regional final. Former Trojan and current Minnesota Twins star Jacque Jones smashes three homers in defeat.

## May 26, 1996

In one of the largest hit outputs in school history, LSU uses 18 runs on 13 hits in the seventh inning of the South II Regional championship game to rout Georgia Tech, 29-13. The Tigers wear new gold jerseys during the regional and throughout the 1996 College World Series.

## May 25, 1997

A classic five-hour marathon comes to an end as LSU outlasts Long Beach State by scoring seven runs in the 11th inning for a 14-7 victory. One day later, the Tigers avenge



**Skip Bertman is ejected from the game during LSU's epic 1997 NCAA Regional win over Long Beach State. Bertman was ejected only three times in his 18 seasons as LSU's head coach.**

their second round loss to South Alabama by sweeping the Jaguars, 14-4 and 15-4, before defending their national championship in Omaha.

## May 23, 1998

LSU falls behind Cal State Fullerton, 7-0 through two innings, but Cedrick Harris' two-run double in the eighth caps a four-run inning to complete a comeback as the Tigers earn a 13-11 victory. LSU routs the Titans 14-3 the next day to reach Omaha.

## May 30-31, 1999

Facing a seven-run deficit and in danger of being eliminated, LSU rallies to take a 12-10 lead it would not relinquish against East Carolina to force a second championship game. Kurt Ainsworth gets an extra day of rest thanks to rain, which forces the second contest to be moved to Monday. Ainsworth blanks the Pirates, 9-0, hurling the Tigers to a super regional matchup with SEC foe Alabama.

## June 2, 2002

LSU comes through the loser's bracket to defeat UL-Lafayette twice by identical 12-2 scores to win its seventh consecutive regional championship. The Tigers are the only regional winner of 2002 to come through the loser's bracket to win twice on the final day.

## June 1, 2003

Jon Zeringue's one-out, walk-off home run in the bottom of the 11th sends LSU to the super regional round as the Tigers defeat a pesky UNC-Wilmington club, 9-8.

## June 7-8, 2003

LSU blasts Baylor 20-5, using an 11-run sixth inning highlighted by Clay Harris' grand slam to reach its 12th College World Series. The Tigers faced elimination a day earlier after Baylor captured the first contest in the best-of-three set. Harris and Ivan Naccarata belted back-to-back homers to lead off the eighth inning to lift LSU over Baylor, 6-5, to set up the rubber match.

## June 13, 2004

Lane Mestepey fires a masterful five-hit shutout in Game 2 of a Super Regional series against Texas A&M. Will Harris' ninth-inning homer clinches LSU's 4-0 triumph and sends the Tigers to the College World Series for the second straight season.

## June 8-9, 2008

LSU completes its 70-year residency in Alex Box Stadium in grand fashion, overwhelming UC Irvine, 21-7, in Game 3 of the NCAA Baton Rouge Super Regional. The win vaults the Tigers into the College World Series for the 14th time since 1986. LSU explodes for six runs in the first inning on the strength of consecutive home runs by Blake Dean, Micah Gibbs and Matt Clark to roll past the Anteaters. The Tigers had faced elimination in Game 2 the day before, but LSU erupted for five runs in the ninth inning to erase a 7-4 deficit and post a 9-7 victory, setting up the Game 3 final showdown.





Skip Bertman opens the "spirit ball" prior to the first game in the New Alex Box Stadium on February 20, 2009.

#### February 20, 2009

LSU defeats Villanova, 12-3, in the first game played in the New Alex Box Stadium. Over 9,000 fans witness the inaugural contest played in the state-of-the-art ball park. Louis Coleman, who fires the first pitch in stadium history, earns the victory with a strong outing against the Wildcats.

#### June 6, 2009

LSU defeats Rice, 5-3, to win the NCAA Super Regional and advance to the College World Series in the first season of the New Alex Box Stadium. A crowd of 9,651 fans watches as Louis Coleman and Matty Ott pitch the Tigers to victory. Coleman earns his 13th win and Ott picks up his 16th save as the Tigers head to Omaha for the 15th time in school annals.

#### June 3, 2012

LSU erases a 5-4, ninth-inning deficit and defeats Oregon State, 6-5, in 10 innings to win the NCAA Baton Rouge Regional. Alex Edward's RBI double ties the contest in the ninth, and Austin Nola scores the game-winning run on a wild pitch in the 10th.

#### June 7, 2013

LSU right-hander Aaron Nola delivers one of the greatest pitching performances in Fighting Tiger postseason history, limiting Oklahoma to no runs on two hits with six strikeouts in nine innings, as the Tigers post a 2-0 victory in Game 1 of the NCAA Super Regional in Alex Box Stadium, Skip Bertman Field.

#### June 6, 2015

Senior DH Chris Sciambra launches a solo walk-off homer in the bottom of the ninth inning to lift the Tigers to a 4-3 win over UL-Lafayette in Game 1 of the NCAA Super Regional. LSU defeated the Cajuns, 6-3, the next day to advance to the CWS.

#### June 7, 2016

First baseman Greg Deichmann unloads a two-run homer in the seventh inning to give LSU a 3-2 lead, and the Tigers capture the NCAA Baton Rouge Regional title with a 5-2 win over Rice. Left-hander Jared Poche' fires six scoreless relief innings, retiring 18 of the 19 Rice batters that he faces.

#### June 10, 2017

The Tigers erupt for four runs in the bottom of the eighth inning to erase a 3-0 Mississippi State lead and post a 4-3 win over the Bulldogs in Game 1 of the NCAA Super Regional series.



Matty Ott reacts after recording the final out of the 2009 Super Regional versus Rice.



Chris Sciambra follows the flight of his game-winning homer in the 2015 NCAA Super Regional.

## The Original Alex Box Stadium Facts

(known as LSU Diamond from 1938-43)

**All-Time LSU Record in the Original Alex Box Stadium (1723 games from 1938 - 2008)**  
1217-509-7 (.708)

**First Game**  
March 12, 1938  
New York Giants 6, Philadelphia Phillies 5  
(MLB Spring Training Game)

**First LSU Game**  
March 21, 1938  
LSU leads Minnesota, 4-2, after three innings when game is halted due to rain

**First Complete LSU Game**  
March 24, 1938  
Minnesota 6, LSU 5

**First LSU Win**  
April 11, 1938  
LSU 7, Northwestern 6

**Final LSU Game**  
June 9, 2008  
LSU 21, UC Irvine 7

**First LSU Game in the New Alex Box Stadium**  
February 20, 2009  
LSU 12, Villanova 3

Chad Ogea was the ace of the Tigers' 1991 pitching staff that propelled LSU to the NCAA South Regional title in Alex Box Stadium. The '91 Tigers advanced to the College World Series and claimed LSU's first national championship.



Skip Bertman directed LSU to five national championships and 11 CWS appearances.

## Skip Bertman

**2003 American Baseball Coaches Association Hall of Fame Inductee**

**2006 College Baseball Hall of Fame Inductee**

**LSU Jersey #15 Retired in May 2001**

Skip Bertman is LSU's all-time winningest coach, as he compiled an 870-330-3 (.724) record in 18 seasons (1984-2001). Bertman, the National Coach of the Year in 1986, 1991, 1993, 1996, 1997 and 2000, and the 1996 United States Olympic head coach, guided the Tigers to five national championships (1991, 1993, 1996, 1997, 2000) and 11 College World Series appearances (1986, '87, '89, '90, '91, '93, '94, '96, '97, '98, '00). Under Bertman, LSU finished in the Top 7 in the national polls in 12 of his final 16 seasons.

Bertman was a member of the inaugural class of the College Baseball Hall of Fame that was inducted in July 2006. He is one of only three coaches to have won five College World Series titles. Southern Cal's Dedeaux won 10 CWS crowns from 1958-78, and Augie Garrido has captured five championships with two schools (Cal State Fullerton, 1979, '84, '95; Texas, 2002, '05). Bertman was named to the CWS Legends team in 2010.



Ben McDonald, the 1989 Golden Spikes Award winner, still holds the LSU career strikeout mark with 373.

## Ben McDonald

**2008 College Baseball Hall of Fame Inductee**

**LSU Jersey #19 Retired in May 2009**

McDonald, a 6-7 right-hander from Denham Springs, La., capped a magnificent 1989 season by receiving the Golden Spikes Award, given by the United States Baseball Federation to the nation's most outstanding amateur player. McDonald, who was also named National Player of the Year by Baseball America, The Sporting News and Collegiate Baseball, was the first player chosen in the free-agent amateur draft and made his major league debut with the Baltimore Orioles in September, 1989.

McDonald, who set an LSU career mark with 373 Ks, established Southeastern Conference standards for single-season strikeouts (202), innings pitched (152.1) and consecutive scoreless innings (44.2). A two-time All-American and a 1988 Olympic gold medalist, he finished his LSU career with a 29-14 record and a 3.24 ERA.

McDonald, who enjoyed an excellent 10-year major league career with the Orioles and Milwaukee Brewers, also lettered as an LSU basketball player. He was a member of the 1986-87 Tiger hoops squad which advanced to the Elite Eight of the NCAA Tournament.



Todd Walker (center) was joined by Skip Bertman (left) and Eddy Furniss (right) at Walker's Jersey Retirement Ceremony in April 2017.

## Todd Walker

**2009 College Baseball Hall of Fame Inductee**

**LSU Jersey #12 Retired in April 2017**

Todd Walker was voted in 1996 as the second baseman on the College World Series All-Time Team by the readers of the Omaha World-Herald. Walker, a 2006 inductee into the LSU Athletics Hall of Fame, completed a brilliant three-year LSU career in 1994 as he became the SEC's all-time leader in hits (310), runs (234), RBI (246) and total bases (557). A 1993 and 1994 All-America selection, he helped lead LSU to the '93 national championship and was named the Most Valuable Player of the CWS. Walker, a native of Bossier City, La., was a 1994 finalist for the Golden Spikes Award and the Smith Award, as he batted .393 with 18 homers and 68 RBI. He was also named the Most Outstanding Player of the '94 NCAA South Regional, and he was selected to the CWS All-Tournament team. Walker finished his career as LSU's all-time leader in hits, runs, RBI, total bases, home runs (52), doubles (61), triples (15) and batting average (.396). Walker was named to the CWS Legends team in 2010.

## Eddy Furniss

**2010 College Baseball Hall of Fame Inductee**

**LSU Jersey #36 Retired in April 2016**

LSU first baseman Eddy Furniss culminated a sterling four-year career by receiving the 1998 Dick Howser Trophy as college baseball's most outstanding player. Furniss, a 2007 inductee into the LSU Athletics Hall of Fame, finished his career as the SEC's all-time leader in hits (352), home runs (80), RBI (308), doubles (87) and total bases (689). He is also No. 1 on the LSU career list for slugging percentage (.727) and walks (191). In NCAA annals, Furniss finished his career No. 3 all-time in total bases, No. 4 in home runs and doubles, and No. 5 in RBI. The Nacogdoches, Texas, native -- who posted a .371 lifetime batting average -- hit .403 in 1998 with 27 doubles, three triples, 28 homers, 85 runs and 76 RBI, earning First-Team All-America and all-SEC honors. He was also voted a second-team Academic all-American with a 3.5 gpa in zoology.



Eddy Furniss (left) was joined by Skip Bertman at the 2010 College Baseball Hall of Fame induction ceremony in Lubbock, Texas.





Paul Mainieri has guided LSU to five CWS berths in 13 seasons.

## Paul Mainieri

2014 ABCA Hall of Fame Inductee

Paul Mainieri, who directed LSU to the 2009 College World Series title, was inducted into the American Baseball Coaches Hall of Fame in January 2014. The 2009 national championship is one of the many highlights of Mainieri's 13-season tenure at LSU, which has featured five College World Series appearances, eight NCAA Regional titles, four Southeastern Conference championships, six SEC Tournament titles and six SEC Western Division crowns. Entering his 38th season as a college head coach, Mainieri is one of only six NCAA coaches to have won a national championship and over 1,400 games during his career.

Mainieri joined in the ABCA Hall of Fame his father, Demie Mainieri, who directed Miami-Dade North Community College to 1,012 wins and a national title in his 30-year career. Demie and Paul Mainieri are the only father-son combination in the ABCA Hall of Fame.

## MEN OF HONOR

Two of the finest men to wear an LSU baseball uniform - third baseman Wally Pontiff and pitcher Robbie Smith - were recognized on LSU's Wall of Honor, the center field wall of the original Alex Box Stadium. Their jersey numbers were painted on the wall as tributes to individuals who brought esteem to the university through their exploits on the field and through their accomplishments as vital citizens. Pontiff and Smith were honored posthumously.



## Robbie Smith

Smith, a trooper for the Florida Highway Patrol, was killed in Miami in July 1997, when a man slammed his car into the back of Smith's parked police cruiser. The 34-year-old Smith, was trapped inside his car, which exploded on impact on Interstate 95.

Smith, a four-year veteran of the Florida Highway Patrol, had served with the Tri-County DUI Task Force for the 18 months prior to his death. The federally funded program allows nine state troopers from Dade, Broward and Palm Beach counties to stop drunk drivers and bring them to jail. For four years, Smith had been a member of the "One Hundred Club," a group of troopers recognized by the Florida Highway Patrol and Mothers Against Drunk Driving for having arrested more than 100 drunk drivers annually.

Smith came to the LSU baseball program in the fall of 1983 as a transfer from Miami Dade South Junior College. He pitched for head coach Skip Bertman's first two LSU teams in 1984 and 1985, serving as the '85 team captain. Smith earned 1985 all-Southeastern Conference honors, posting a 6-1 record and a 3.83 ERA in 80 innings of work. He recorded 71 strikeouts and 35 walks in helping the '85 Tigers win the SEC Western Division and advance to an NCAA regional for the first time in 10 years.

Smith pitched in the Minnesota Twins organization from 1985 to 1989, and he earned his bachelor's degree from LSU in 1989.

Smith is survived by his wife Lisa; their twins, Todd Michael and Taylor Marie; his parents David and Brenda Smith; and his brother Danny Smith, a former Florida Highway Patrol trooper. Danny Smith pitched at the University of Miami when Bertman worked as an assistant coach there.

## Wally Pontiff Jr.

Pontiff died on July 24, 2002, in his parents' Metairie, La., home due to heart abnormalities.

A three-year letterman, the 21-year-old star was the designated hitter on LSU's 2000 NCAA championship team, and he was the Tigers' starting third baseman in 2001 and 2002. A biological sciences major with a 3.25 gpa, Pontiff was named to the 2002 District VI Academic all-America team, and he was a two-time of the Southeastern Conference Academic Honor Roll.

Pontiff was selected by the Oakland Athletics in the 21st round of the 2002 major league baseball draft. Prior to his death, he was considering a decision to either sign with the Athletics or return to LSU for his senior season.

As a freshman, Pontiff helped lead the Tigers to the 2000 national title, batting .347 with 20 doubles, seven homers and 45 RBI. He was voted the Most Outstanding Player of the 2000 SEC Tournament, and he was named an honorable mention Freshman all-American by Collegiate Baseball magazine.

Pontiff also hit .347 in 2001 with nine doubles, seven homers and 58 RBI. He earned first-team all-SEC recognition, and he was voted to the NCAA Baton Rouge Regional all-tournament team. The Tigers reached the NCAA Super Regional round and completed the season

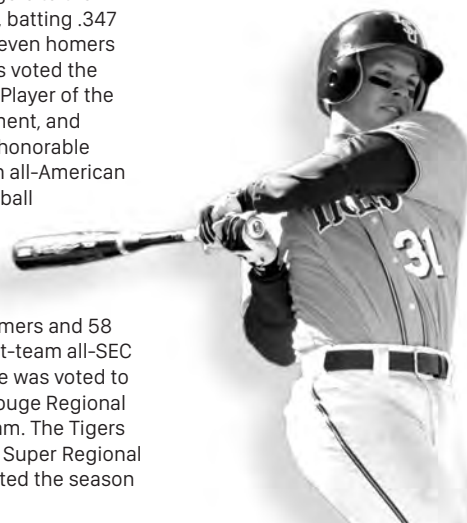
ranked No. 9 in the country.

He batted .339 in 2002 with 20 doubles, six homers and 46 RBI, earning second-team all-SEC honors as the Tigers advanced to an NCAA Super Regional and finished No. 11 in the nation.

Pontiff completed the 2002 season on the LSU career Top 10 lists in three offensive categories -- hits (9th, 254), doubles (tied for 7th, 49) and batting average (10th, .344).

Prior to beginning his collegiate career, he was an honor roll student and all-state baseball player at Jesuit High School in New Orleans.

Pontiff is survived by his father Wally, Sr.; his mother, Terry; a younger sister, Haley; and a younger brother, Nicholas.





## Allen Smith | LHP • Maysville, Ky.

1961 First-Team All-American

### SMITH'S LSU CAREER STATISTICS

YEAR	W-L	ERA	IP	H	R	ER	BB	SO
1960	5-5	2.31	70.1	55	27	18	21	46
1961	10-2	1.34	88.0	53	18	13	25	75
1962	7-2	1.93	79.0	59	30	17	27	54
<b>TOTAL</b>	<b>22-9</b>	<b>1.82</b>	<b>237.1</b>	<b>167</b>	<b>75</b>	<b>48</b>	<b>73</b>	<b>175</b>



## Mike Miley | INF • Metairie, La.

1974 First-Team All-American

### MILEY'S LSU CAREER STATISTICS

YEAR	G	AB	R	H	AVG.	2B	3B	HR	RBI	BB	SO	SB
1972	39	120	27	40	.333	7	1	8	31	22	16	3
1973	31	99	22	27	.273	4	2	2	11	21	28	3
1974	35	102	19	28	.275	6	4	3	16	24	13	5
<b>TOTAL</b>	<b>105</b>	<b>321</b>	<b>68</b>	<b>95</b>	<b>.280</b>	<b>17</b>	<b>7</b>	<b>13</b>	<b>58</b>	<b>67</b>	<b>57</b>	<b>11</b>



## Ben McDonald | RHP • Denham Springs, La.

1988 & 1989 First-Team All-American

1989 Golden Spikes Award Recipient

### MCDONALD'S LSU CAREER STATISTICS

YEAR	G-GS	W-L	ERA	SV	CG	SHO	IP	H	R	ER	BB	SO
1987	14-4	2-3	4.06	1	0	0	37.2	43	19	17	4	27
1988	22-14	13-7	2.65	1	10	0	118.2	96	46	35	27	144
1989	26-21	14-4	3.49	4	8	3	152.1	124	68	59	40	202
<b>TOTAL</b>	<b>62-39</b>	<b>29-14</b>	<b>3.24</b>	<b>6</b>	<b>18</b>	<b>3</b>	<b>308.2</b>		<b>263</b>	<b>133</b>	<b>111</b>	<b>373</b>



## Wes Grisham | OF • Norman, Okla.

1990 First-Team All-American

### GRISHAM'S LSU CAREER STATISTICS

YEAR	G	AB	R	H	AVG.	2B	3B	HR	RBI	BB	SO	SB
1989	72	291	68	106	.364	26	6	19	85	31	44	11
1990	73	278	65	100	.360	18	4	11	72	34	41	5
<b>TOTAL</b>	<b>145</b>	<b>569</b>	<b>133</b>	<b>206</b>	<b>.362</b>	<b>44</b>	<b>10</b>	<b>30</b>	<b>157</b>	<b>65</b>	<b>85</b>	<b>16</b>



## Lloyd Peever | RHP • Stonewall, Okla.

1992 First-Team All-American

1992 Collegiate Baseball National Player of the Year

### PEEVER'S LSU CAREER STATISTICS

YEAR	G-GS	W-L	ERA	SV	CG	SHO	IP	H	R	ER	BB	SO
1992	17-15	14-0	1.98	0	3	1	104.2	67	25	23	20	116



## Todd Walker | 2B • Bossier City, La.

1993 & 1994 First-Team All-American

1993 College World Series Most Outstanding Player

1992 National Freshman of the Year

All-Time College World Series Team

### WALKER'S LSU CAREER STATISTICS

YEAR	AB	R	H	RBI	AVG.	2B	3B	HR	TB	SPCT.	BB	SO	SB
1992	250	72	100	76	.400	21	3	12	163	.652	38	28	18
1993	276	85	109	102	.395	17	11	22	214	.775	49	35	14
1994	257	77	101	68	.393	23	1	18	180	.700	52	28	19
<b>TOTAL</b>	<b>783</b>	<b>234</b>	<b>310</b>	<b>246</b>	<b>.396</b>	<b>61</b>	<b>15</b>	<b>52</b>	<b>557</b>	<b>.711</b>	<b>139</b>	<b>91</b>	<b>51</b>



## Brett Laxton | RHP • Audubon, N.J.

1993 First-Team All-American

1993 National Freshman of the Year

### LAXTON'S LSU CAREER STATISTICS

YEAR	G-GS	W-L	ERA	SV	CG	SHO	IP	H	R	ER	BB	SO
1993	19-17	12-1	1.98	0	5	1	109	67	32	24	47	98
1994	14-14	4-5	4.36	0	1	0	66	63	46	32	38	54
1995	13-13	4-4	4.37	0	0	0	68	65	44	33	42	65
1996	14-12	8-2	3.54	0	0	0	56	50	29	22	28	55
<b>TOTAL</b>	<b>60-56</b>	<b>28-12</b>	<b>3.34</b>	<b>0</b>	<b>6</b>	<b>1</b>	<b>299</b>	<b>245</b>	<b>151</b>	<b>111</b>	<b>155</b>	<b>272</b>





### Russ Johnson | SS • Denham Springs, La.

1994 First-Team All-American

1994 SEC Player of the Year

#### JOHNSON'S LSU CAREER STATISTICS

YEAR	G	AB	R	H	AVG.	2B	3B	HR	RBI	BB	SO	SB
1992	63	240	61	81	.338	16	3	7	49	29	35	16
1993	71	259	83	92	.355	18	3	8	58	67	24	19
1994	66	234	72	96	.410	26	4	17	74	67	25	26
<b>TOTAL</b>	<b>200</b>	<b>733</b>	<b>216</b>	<b>269</b>	<b>.367</b>	<b>60</b>	<b>10</b>	<b>32</b>	<b>181</b>	<b>163</b>	<b>84</b>	<b>61</b>



### Scott Schultz | RHP • Sterling, Va.

1995 First-Team All-American

#### SCHULTZ'S LSU CAREER STATISTICS

YEAR	G-GS	W-L	ERA	SV	CG	SHO	IP	H	R	ER	BB	SO
1992	1-10	8-3	2.90	0	3	1	93.1	80	32	31	29	76
1993	23-12	7-3	4.91	3	0	0	66.0	76	43	36	33	52
1994	19-17	12-2	3.26	1	4	1	118.2	112	60	43	29	131
1995	16-15	11-4	3.46	0	6	0	117.0	97	49	45	27	150
<b>TOTAL</b>	<b>79-54</b>	<b>38-12</b>	<b>3.51</b>	<b>4</b>	<b>13</b>	<b>2</b>	<b>398.0</b>	<b>365</b>	<b>184</b>	<b>155</b>	<b>118</b>	<b>409</b>



### Eddie Yarnall | LHP • Coral Springs, Fla.

1996 First-Team All-American

#### YARNALL'S LSU CAREER STATISTICS

YEAR	G-GS	W-L	ERA	SV	CG	SHO	IP	H	R	ER	BB	SO
1994	5-5	0-0	10.95	0	0	0	12.1	12	16	15	10	17
1995	16-10	5-0	3.45	0	1	0	60	46	29	23	36	87
1996	19-17	11-1	2.38	0	3	0	124.2	89	37	33	52	156
<b>TOTAL</b>	<b>40-32</b>	<b>16-1</b>	<b>3.24</b>	<b>0</b>	<b>4</b>	<b>0</b>	<b>197</b>	<b>147</b>	<b>82</b>	<b>71</b>	<b>98</b>	<b>260</b>



### Eddy Furniss | 1B • Nacogdoches, Texas

1996 & 1998 First-Team All-American

1998 Dick Howser Award Recipient

1996 SEC Player of the Year

#### FURNISS' LSU CAREER STATISTICS

YEAR	AVG.	G	AB	R	H	2B	3B	HR	RBI	BB	SO	SB-A
1995	.326	62	215	30	70	14	1	9	52	15	44	2-2
1996	.374	66	238	69	89	21	1	26	103	46	43	1-2
1997	.378	70	259	77	98	25	0	17	77	58	56	0-3
1998	.403	67	236	85	95	27	3	28	76	72	40	0-3
<b>TOTAL</b>	<b>.371</b>	<b>265</b>	<b>948</b>	<b>261</b>	<b>352</b>	<b>87</b>	<b>5</b>	<b>80</b>	<b>308</b>	<b>191</b>	<b>183</b>	<b>3-10</b>



### Patrick Coogan | RHP • Baton Rouge, La.

1997 First-Team All-American

#### COOGAN'S LSU CAREER STATISTICS

YEAR	G-GS	W-L	ERA	SV	CG	SHO	IP	H	R	ER	BB	SO
1995	8-2	2-0	3.72	0	0	0	19.1	15	9	8	3	27
1996	26-10	6-0	4.13	1	0	0	80.2	88	48	37	28	95
1997	25-17	14-3	4.46	3	3	0	125	114	69	62	36	144
<b>TOTAL</b>	<b>59-29</b>	<b>22-3</b>	<b>4.28</b>	<b>4</b>	<b>3</b>	<b>0</b>	<b>225</b>	<b>217</b>	<b>126</b>	<b>107</b>	<b>67</b>	<b>266</b>



### Brandon Larson | SS • San Antonio, Texas

1997 First-Team All-American

1997 College World Series Most Outstanding Player

#### LARSON'S LSU CAREER STATISTICS

YEAR	G	AB	R	H	AVG.	2B	3B	HR	RBI	BB	SO	SB
1997	69	289	82	110	.381	16	2	40	118	21	57	9



### Brad Cresse | C • Seal Beach, Calif.

1998 & 2000 First-Team All-American

2000 Johnny Bench Award Recipient

#### CRESSE'S LSU CAREER STATISTICS

YEAR	G	AB	R	H	AVG.	2B	3B	HR	RBI	BB	SO	SB
1997	45	122	25	27	.221	4	0	9	22	9	49	0
1998	63	232	55	75	.323	13	0	29	90	32	66	0
1999	59	215	52	65	.302	11	0	10	39	26	47	2
2000	69	273	73	106	.388	21	0	30	106	39	51	1
<b>TOTAL</b>	<b>236</b>	<b>842</b>	<b>205</b>	<b>273</b>	<b>.324</b>	<b>49</b>	<b>0</b>	<b>78</b>	<b>257</b>	<b>106</b>	<b>213</b>	<b>3</b>



## Kurt Ainsworth | RHP • Baton Rouge, La.

1999 First-Team All-American

2000 Olympic Gold Medalist

### AINSWORTH'S LSU CAREER STATISTICS

YEAR	G-GS	W-L	ERA	SV	CG	SHO	IP	H	R	ER	BB	SO
1998	6-0	0-0	4.50	0	0	0	8.0	10	5	4	7	14
1999	22-19	13-6	3.45	1	5	2	130.1	114	65	50	48	157
<b>TOTAL</b>	<b>28-19</b>	<b>13-6</b>	<b>3.51</b>	<b>1</b>	<b>5</b>	<b>2</b>	<b>138.1</b>	<b>124</b>	<b>70</b>	<b>54</b>	<b>55</b>	<b>171</b>



## Aaron Hill | SS • Visalia, Calif.

2003 First-Team All-American

2003 SEC Player of the Year

### HILL'S LSU CAREER STATISTICS

YEAR	G-GS	AB	R	H	AVG.	2B	3B	HR	RBI	BB	SO	SB-SBA
2001	46-34	134	27	40	.299	5	1	5	36	15	17	6-7
2002	56-54	222	46	73	.329	18	2	9	47	20	20	10-11
2003	68-68	265	68	95	.358	27	4	9	67	47	21	9-11
<b>TOTAL</b>	<b>170-156</b>	<b>621</b>	<b>141</b>	<b>208</b>	<b>.335</b>	<b>50</b>	<b>7</b>	<b>23</b>	<b>150</b>	<b>82</b>	<b>58</b>	<b>25-29</b>



## Jon Zeringue | RF • Thibodaux, La.

2004 First-Team All-American

2004 SEC Co-Player of the Year

### ZERINGUE'S LSU CAREER STATISTICS

YEAR	G-GS	AB	R	H	AVG.	2B	3B	HR	RBI	BB	SO	SB-SBA
2002	36-30	98	10	24	.245	5	0	2	8	6	21	1-1
2003	60-59	227	50	77	.339	15	0	13	45	21	56	6-10
2004	65-65	255	56	98	.384	19	2	12	57	26	37	3-5
<b>TOTAL</b>	<b>161-154</b>	<b>580</b>	<b>116</b>	<b>199</b>	<b>.343</b>	<b>39</b>	<b>2</b>	<b>27</b>	<b>110</b>	<b>53</b>	<b>114</b>	<b>10-16</b>



## Ryan Patterson | OF • Rowlett, Texas

2005 First-Team All-American

2003 & 2005 First-Team All-SEC

### PATTERSON'S LSU CAREER STATISTICS

YEAR	G-GS	AB	R	H	AVG.	2B	3B	HR	RBI	BB	SO	SB-SBA
2003	64-63	263	59	92	.350	20	1	16	51	14	39	3-7
2004	65-65	293	70	100	.341	23	2	14	67	15	46	6-7
2005	61-61	249	74	92	.369	23	2	20	56	30	28	7-8
<b>TOTAL</b>	<b>190-189</b>	<b>805</b>	<b>203</b>	<b>284</b>	<b>.353</b>	<b>66</b>	<b>5</b>	<b>50</b>	<b>174</b>	<b>59</b>	<b>113</b>	<b>16-22</b>



## Blake Dean | OF • Crestview, Fla.

2008 First-Team All-American

2008 NCAA Regional Most Valuable Player

2008 SEC Tournament Most Valuable Player

### DEAN'S LSU CAREER STATISTICS

YEAR	AVG	GP	GS	AB	R	H	2B	3B	HR	RBI	BB	SO	SB	ATT
2007	.316	56	56	206	30	65	12	3	7	46	20	25	1	2
2008	.353	67	67	269	62	95	18	3	20	73	35	46	4	6
2009	.328	72	72	259	67	85	18	0	17	71	50	37	4	6
2010	.341	63	63	255	64	87	15	0	12	70	43	33	1	2
<b>TOTAL</b>	<b>.336</b>	<b>258</b>	<b>258</b>	<b>989</b>	<b>223</b>	<b>332</b>	<b>63</b>	<b>6</b>	<b>56</b>	<b>260</b>	<b>148</b>	<b>141</b>	<b>10</b>	<b>16</b>



## Louis Coleman | RHP • Schlater, Miss.

2009 First-Team All-American

2009 SEC Pitcher of the Year

2009 First-Team All-SEC

### COLEMAN'S LSU CAREER STATISTICS

YEAR	ERA	W	L	APP	GS	CG	SHO	CBO	SV	IP	H	R	ER	BB	SO
2006	6.14	5	6	15	13	0	0	0	0	80.2	95	60	55	33	50
2007	5.59	2	3	22	4	0	0	0	4	46.2	60	33	29	10	49
2008	1.95	8	1	23	3	0	0	0	2	55.1	45	15	12	10	62
2009	2.93	14	2	25	16	2	1	2	0	129.0	108	48	42	23	142
<b>TOTAL</b>	<b>3.99</b>	<b>29</b>	<b>12</b>	<b>85</b>	<b>36</b>	<b>2</b>	<b>1</b>	<b>2</b>	<b>6</b>	<b>311.2</b>	<b>308</b>	<b>156</b>	<b>138</b>	<b>76</b>	<b>303</b>



## Mikie Mahtook | OF • Lafayette, La.

2011 First-Team All-American

2011 First-Team All-SEC

2009 SEC Tournament MVP

### MAHTOOK'S LSU CAREER STATISTICS

YEAR	AVG	GP	GS	AB	R	H	2B	3B	HR	RBI	BB	SO	SB	ATT
2009	.316	63	49	196	41	62	8	3	7	38	14	41	9	13
2010	.335	61	61	239	68	80	19	4	14	50	38	54	22	32
2011	.383	56	56	196	61	75	12	5	14	56	41	32	29	38
<b>TOTAL</b>	<b>.344</b>	<b>180</b>	<b>166</b>	<b>631</b>	<b>170</b>	<b>217</b>	<b>39</b>	<b>12</b>	<b>35</b>	<b>144</b>	<b>93</b>	<b>127</b>	<b>60</b>	<b>83</b>



## Kevin Gausman | RHP • Centennial, Colo.

2012 First-Team All-American

2012 First-Team All-SEC

### GAUSMAN'S LSU CAREER STATISTICS

YEAR	ERA	W	L	APP	GS	CG	SHO	CBO	SV	IP	H	R	ER	BB	SO
2011	3.51	5	6	14	14	1	1	0	0	89.2	70	37	35	23	86
2012	2.77	12	2	18	17	2	0	2	0	123.2	106	42	38	28	135
<b>TOTAL</b>	<b>3.08</b>	<b>17</b>	<b>8</b>	<b>32</b>	<b>31</b>	<b>3</b>	<b>1</b>	<b>2</b>	<b>0</b>	<b>213.1</b>	<b>176</b>	<b>79</b>	<b>73</b>	<b>51</b>	<b>221</b>



**Raph Rhymes | OF • Monroe, La.**


2012 First-Team All-American

2012 SEC Player of the Year

2012 First-Team All-SEC

**RHYMES' LSU CAREER STATISTICS**

YEAR	AVG	GP	GS	AB	R	H	2B	3B	HR	RBI	BB	SO	SB	ATT
2011	.360	56	56	214	43	77	18	0	3	42	24	19	8	10
2012	.431	61	61	232	44	100	11	0	4	53	22	13	2	6
2013	.331	68	68	254	53	84	15	1	4	46	28	30	3	5
<b>TOTAL</b>	<b>.373</b>	<b>185</b>	<b>185</b>	<b>700</b>	<b>140</b>	<b>261</b>	<b>44</b>	<b>1</b>	<b>11</b>	<b>141</b>	<b>74</b>	<b>62</b>	<b>13</b>	<b>21</b>

**Alex Bregman | SS • Albuquerque, N.M.**

2013 and 2015 First-Team All-American

2015 Golden Spikes Award Finalist

2013 and 2015 First-Team All-SEC

2013 National and SEC Freshman of the Year

2013 Brooks Wallace Award Winner

**BREGMAN'S LSU CAREER STATISTICS**

YEAR	AVG	GP	GS	AB	R	H	2B	3B	HR	RBI	BB	SO	SB	ATT
2013	.369	67	67	282	59	104	18	7	6	52	24	25	16	17
2014	.316	63	63	244	35	77	16	0	6	47	27	21	12	18
2015	.323	66	66	260	59	84	22	3	9	49	36	22	38	48
<b>TOTAL</b>	<b>.337</b>	<b>196</b>	<b>196</b>	<b>786</b>	<b>153</b>	<b>265</b>	<b>56</b>	<b>10</b>	<b>21</b>	<b>148</b>	<b>87</b>	<b>68</b>	<b>66</b>	<b>83</b>

**Mason Katz | 1B • Harahan, La.**

2013 First-Team All-American

2013 First-Team All-SEC

2012 &amp; 2011 Second-Team All-SEC

**KATZ'S LSU CAREER STATISTICS**

YEAR	AVG	GP	GS	AB	R	H	2B	3B	HR	RBI	BB	SO	SB	ATT
2010	.318	23	8	44	11	14	2	0	0	5	4	6	0	0
2011	.337	51	50	190	40	64	21	2	4	53	9	34	6	10
2012	.320	64	64	241	65	77	15	1	13	52	33	52	8	12
2013	.370	68	68	243	53	90	14	2	16	70	41	38	5	12
<b>TOTAL</b>	<b>.341</b>	<b>206</b>	<b>190</b>	<b>718</b>	<b>169</b>	<b>245</b>	<b>52</b>	<b>5</b>	<b>33</b>	<b>180</b>	<b>87</b>	<b>130</b>	<b>19</b>	<b>34</b>

**Aaron Nola | RHP • Baton Rouge, La.**

2014 College Baseball Foundation National Pitcher of the Year

2014 First-Team All-American

2014 SEC Pitcher of the Year

2013 First-Team All-American

2013 SEC Pitcher of the Year

2012 First-Team Freshman All-American

**NOLA'S LSU CAREER STATISTICS**

YEAR	ERA	W	L	APP	GS	CG	SHO	CBO	SV	IP	H	R	ER	BB	SO
2012	3.61	7	4	19	16	0	0	4	0	89.2	88	39	36	7	89
2013	1.57	12	1	17	17	5	3	2	0	126.0	83	30	22	18	122
2014	1.47	11	1	16	16	2	1	6	0	116.1	69	19	19	27	134
<b>TOTAL</b>	<b>2.09</b>	<b>30</b>	<b>6</b>	<b>52</b>	<b>49</b>	<b>7</b>	<b>4</b>	<b>12</b>	<b>0</b>	<b>332.0</b>	<b>240</b>	<b>88</b>	<b>77</b>	<b>52</b>	<b>345</b>

**Kade Scivicque | C • Maurepas, La.**

2015 First-Team All-American

2015 Johnny Bench Award Finalist

2015 First-Team All-SEC

2015 CWS All-Tournament Team

2015 SEC All-Defensive Team

**SCIVICQUE'S LSU CAREER STATISTICS**

YEAR	AVG	GP	GS	AB	R	H	2B	3B	HR	RBI	BB	SO	SB	ATT
2014	.304	56	52	184	32	56	9	0	7	31	13	19	0	0
2015	.355	60	60	234	33	83	21	0	6	48	15	22	0	0
<b>TOTAL</b>	<b>.333</b>	<b>116</b>	<b>112</b>	<b>418</b>	<b>65</b>	<b>139</b>	<b>30</b>	<b>0</b>	<b>13</b>	<b>79</b>	<b>28</b>	<b>41</b>	<b>0</b>	<b>0</b>

**Alex Lange | RHP • Lee's Summit, Mo.**

2015 First-Team All-American


2015 National Freshman Pitcher of the Year

2015 SEC Freshman of the Year

2015 First-Team All-SEC

**LANGE'S LSU CAREER STATISTICS**

YEAR	ERA	W	L	APP	GS	CG	SHO	CBO	SV	IP	H	R	ER	BB	SO
2015	1.97	12	0	17	17	2	1	1	0	114.0	87	28	25	46	131
2016	3.79	8	4	17	17	2	0	1	0	111.2	92	50	47	49	125
<b>TOTAL</b>	<b>2.87</b>	<b>20</b>	<b>4</b>	<b>34</b>	<b>34</b>	<b>4</b>	<b>1</b>	<b>2</b>	<b>0</b>	<b>225.2</b>	<b>179</b>	<b>78</b>	<b>72</b>	<b>95</b>	<b>256</b>

**Greg Deichmann | OF • Metairie, La.**

2017 First-Team All-American

2017 SEC Freshman of the Year

2017 SEC All-Tournament Team

**DEICHMANN'S LSU CAREER STATISTICS**

YEAR	AVG	GP	GS	AB	R	H	2B	3B	HR	RBI	BB	SO	SB	ATT
2015	.000	10	0	8	1	0	0	0	0	0	0	1	0	0
2016	.288	64	62	236	45	68	14	3	11	57	19	41	5	11
2017	.308	72	72	266	54	82	15	0	19	73	51	62	7	10
<b>TOTAL</b>	<b>.294</b>	<b>146</b>	<b>134</b>	<b>510</b>	<b>100</b>	<b>150</b>	<b>29</b>	<b>3</b>	<b>30</b>	<b>130</b>	<b>73</b>	<b>104</b>	<b>12</b>	<b>21</b>



# **WORLD SERIES** **CHAMPIONS** 20 17

Former LSU shortstop Alex Bregman helped lead Houston to the 2017 World Championship as the Astros' third baseman.

## MLB World Series Champions from LSU

INF Alvin Dark

New York Giants – 1954 (player)

Oakland Athletics – 1974 (manager)

1B Joe Bill Adcock

Milwaukee Braves - 1957

LHP Mark Guthrie

Minnesota Twins – 1991

LHP Eddie Yarnall

New York Yankees – 1999 and 2000

LHP Randy Keisler

New York Yankees - 2000

RHP Russ Springer

Arizona Diamondbacks - 2001

RHP Curtis Leskanic

Boston Red Sox – 2004

RHP Brian Wilson

San Francisco Giants – 2010 and 2012

INF Mike Fontenot

San Francisco Giants – 2010

LHP Brian Tallet

St. Louis Cardinals - 2011

INF Ryan Theriot

St. Louis Cardinals - 2011

San Francisco Giants - 2012

RHP Louis Coleman

Kansas City Royals - 2015

3B Alex Bregman

Houston Astros - 2017

RHP Will Harris

Houston Astros - 2017

OF Andrew Stevenson

Washington Nationals - 2019

## LSU's Major League All-Stars

Connie Ryan, 2B

Boston Braves (NL) – 1944

Alvin Dark, SS

New York Giants (NL) – 1951-52, 1954

Joe Bill Adcock, 1B

Milwaukee Braves (NL) – 1960

Albert Belle, OF

Cleveland Indians (AL) – 1993-96

Paul Byrd, RHP

Chicago White Sox (AL) – 1997

Brian Wilson, RHP

Philadelphia Phillies (NL) – 1999

Brad Hawpe, OF

San Francisco Giants (NL) – 2008, 2010, 2011

Aaron Hill, 2B

Colorado Rockies (NL) – 2009

DJ LeMahieu, 2B

Toronto Blue Jays (AL) – 2009

Will Harris, RHP

Colorado Rockies (NL) - 2015, 2017

Alex Bregman, 3B

New York Yankees (AL) - 2019

Aaron Nola, RHP

Houston Astros (AL) - 2016

Houston Astros (AL) - 2018, 2019

Philadelphia Phillies (NL) - 2018



Connie Ryan began his career with the New York Giants and became an All-Star with the Boston Braves.

**76** former LSU players have reached the major leagues, including 62 Tigers since 1987. LSU has had at least one former player make his MLB debut in 26 of the past 29 seasons. Pictured on pages 31-33 are the former LSU players that have reached the big leagues.



Aaron Hill  
2009 AL All-Star




Will Harris  
2016 AL All-Star



Brad Hawpe  
2009 NL All-Star





**Joe Bill Adcock, OF/1B**

Coushatta, La.  
LSU: 1947

**PLAYER**

Cincinnati Reds: 1950-52  
Milwaukee Braves: 1953-62  
Cleveland Indians: 1963  
Los Angeles/California Angels: 1964-66

**MANAGER**

Cleveland Indians: 1967



**Buddy Blair, 3B**

Columbia, Miss.  
LSU: 1933-34, 1936  
Philadelphia Athletics: 194



**Jim Bowie, 1B**

Fairfield, Calif.  
LSU: 1986  
Oakland Athletics: 1994-95



**Louis Coleman, RHP**

Schlater, Miss.  
LSU: 2006-09  
Kansas City Royals: 2011-15  
Los Angeles Dodgers: 2016  
Detroit Tigers: 2018



**Ryan Eades, RHP**

Slidell, La.  
LSU: 2011-13  
Minnesota Twins: 2019  
Baltimore Orioles: 2019



**Kevin Gausman, RHP**

Centennial, Colo.  
LSU: 2011-12  
Baltimore Orioles: 2013-18  
Atlanta Braves: 2018-19  
Cincinnati Reds: 2019



**Kurt Ainsworth, RHP**

Baton Rouge, La.  
LSU: 1997-99  
San Francisco Giants: 2001-03  
Baltimore Orioles: 2003-04



**Alex Bregman, INF**

Albuquerque, N.M.  
LSU: 2013-15  
Houston Astros: 2016-19



**Roy Corcoran, RHP**

Slaughter, La.  
LSU: 2001  
Montreal Expos: 2003-04  
Washington Nationals: 2006  
Seattle Mariners: 2008-09



**Mike Fontenot, INF**

Slidell, La.  
LSU: 2000-01  
Chicago Cubs: 2005, 2007-10  
San Francisco Giants: 2010-11  
Philadelphia Phillies: 2012



**Nick Goody, RHP**

Orlando, Fla.  
LSU: 2012  
New York Yankees: 2015-16  
Cleveland Indians: 2017-19



**A.W. Baird, INF**

Cleburne, Texas  
LSU: 1916  
New York Giants: 1917, 1919



**Paul Byrd, RHP**

Louisville, Ky.  
LSU: 1989-91  
New York Mets: 1995-96  
Atlanta Braves: 1997-98  
Philadelphia Phillies: 1998-2001  
Kansas City Royals: 2001-02  
Atlanta Braves: 2003-04  
Los Angeles Angels: 2005  
Cleveland Indians: 2006-08  
Boston Red Sox: 2008-09



**Walker Cress, P**

Ben Hur, Va.  
LSU: 1938-39  
Cincinnati Reds: 1948-49



**Jake Fraley, OF**

Middletown, Del.  
LSU: 2014-16  
Seattle Mariners: 2019



**Rick Greene, RHP**

Miami, Fla.  
LSU: 1990-92  
Cincinnati Reds: 1999  
Minnesota Twins: 2000



**Sean Barker, OF**

Bakersfield, Calif.  
LSU: 2001-02  
Colorado Rockies: 2007



**Matt Clark, INF**

Fontana, Calif.  
LSU: 2008  
Milwaukee Brewers: 2014



**Alvin Dark, INF/OF/P**

Comanche, Okla.  
LSU: 1943  
**PLAYER**  
Boston Braves: 1946, 1948-49  
New York Giants: 1950-56  
St. Louis Cardinals: 1956-58  
Chicago Cubs: 1958-59  
Philadelphia Phillies: 1960  
Milwaukee Braves: 1960  
**MANAGER**  
San Francisco Giants: 1961-64  
Kansas City Athletics: 1966-67  
Cleveland Indians: 1968-71  
Oakland Athletics: 1974-75  
San Diego Padres: 1977



**Mark Freeman, P**

Memphis, Tenn.  
LSU: 1949-51  
Kansas City Athletics: 1959  
New York Yankees: 1959  
Chicago Cubs: 1960



**Mark Guthrie, LHP**

Venice, Fla.  
LSU: 1984-87  
Minnesota Twins: 1989-95  
Los Angeles Dodgers: 1995-98  
Boston Red Sox: 1999  
Chicago Cubs: 1999-2000  
Tampa Bay Devil Rays: 2000  
Toronto Blue Jays: 2000  
Oakland Athletics: 2001  
New York Mets: 2002  
Chicago Cubs: 2003



**Albert Belle, OF**

Shreveport, La.  
LSU: 1985-87  
Cleveland Indians: 1989-96  
Chicago White Sox: 1997-98  
Baltimore Orioles: 1999-2000



**John Fetzner, P**

Baton Rouge, La.  
LSU: 1944  
Boston Braves: 1948



**Charlie Furbush, LHP**

South Portland, Maine  
LSU: 2007  
Detroit Tigers: 2011  
Seattle Mariners: 2011-15



**Will Harris, RHP**

Slidell, La.  
LSU: 2003-06  
Colorado Rockies: 2012  
Arizona Diamondbacks: 2013-14  
Houston Astros: 2015-19




**Brad Hawpe, OF/1B**

Fort Worth, Texas  
LSU: 1999-2000  
Colorado Rockies: 2004-10  
Tampa Bay Rays: 2010  
San Diego Padres: 2011  
Los Angeles Angels: 2013



**Russ Johnson, SS**

Denham Springs, La.  
LSU: 1992-94  
Houston Astros: 1997-2000  
Tampa Bay Devil Rays: 2000-02  
New York Yankees: 2005




**Brett Laxton, RHP**

Audubon, N.J.  
LSU: 1993-96  
Oakland Athletics: 1999  
Kansas City Royals: 2000



**Mikie Mahtook, OF**

Lafayette, La.  
LSU: 2009-11  
Tampa Bay Rays: 2015-16  
Detroit Tigers: 2017-19



**Warren Morris, INF**

Alexandria, La.  
LSU: 1993-96  
Pittsburgh Pirates: 1999-2001  
Minnesota Twins: 2002  
Detroit Tigers: 2003



**Eric Hetzel, RHP**

Crowley, La.  
LSU: 1985  
Boston Red Sox: 1989-90  
Baltimore Orioles: 1991



**JaCoby Jones, INF**

Richton, Miss.  
LSU: 2011-13  
Detroit Tigers: 2016-19



**DJ LeMahieu, INF**

Bloomfield Hills, Mich.  
LSU: 2008-09  
Chicago Cubs: 2011-12  
Colorado Rockies: 2012-18  
New York Yankees: 2019




**Barry Manuel, RHP**

Mamou, La.  
LSU: 1985-87  
Texas Rangers: 1991-93  
Baltimore Orioles: 1994  
Montreal Expos: 1995-96  
New York Mets: 1997  
Arizona Diamondbacks: 1998



**Lyle Mouton, OF**

Lafayette, La.  
LSU: 1990-91  
Chicago White Sox: 1995-97  
Baltimore Orioles: 1998  
Milwaukee Brewers: 1999-2000  
Florida Marlins: 2001



**Aaron Hill, INF**

Visalia, Calif.  
LSU: 2001-03  
Toronto Blue Jays: 2006-11  
Arizona Diamondbacks: 2011-15  
Milwaukee Brewers: 2016  
Boston Red Sox: 2016  
San Francisco Giants: 2017



**Ryan Jorgensen, C**

Kingwood, Texas  
LSU: 2000  
Florida Marlins: 2005  
Cincinnati Reds: 2007-08  
Minnesota Twins: 2008



**Curtis Leskanic, RHP**

Munhall, Pa.  
LSU: 1988-89  
Colorado Rockies: 1993-99  
Milwaukee Brewers: 2000-03  
Kansas City Royals: 2003-04  
Boston Red Sox: 2004



**Ben McDonald, RHP**

Denham Springs, La.  
LSU: 1987-89  
Baltimore Orioles: 1989-95  
Milwaukee Brewers: 1996-97




**Aaron Nola, RHP**

Baton Rouge, La.  
LSU: 2012-14  
Philadelphia Phillies: 2015-19



**Trey Hodges, RHP**

Spring, Texas  
LSU: 1999-2000  
Atlanta Braves: 2002-03



**Randy Keisler, LHP**

Richards, Texas  
LSU: 1998  
New York Yankees: 2000-01  
San Diego Padres: 2003  
Cincinnati Reds: 2005  
Oakland Athletics: 2006  
St. Louis Cardinals: 2007



**Todd Linden, OF**

Bremerton, Wash.  
LSU: 2001  
San Francisco Giants: 2003-07  
Florida Marlins: 2007



**Mike Miley, SS**

Metairie, La.  
LSU: 1972-74  
California Angels: 1975-76



**Austin Nola, INF/C**

Baton Rouge, La.  
LSU: 2009-12  
Seattle Mariners: 2019



**Roland B. Howell, P**

Napoleonville, La.  
LSU: 1910-12  
St. Louis Cardinals: 1912



**Brandon Larson, INF**

San Antonio, Texas  
LSU: 1997  
Cincinnati Reds: 2001-04



**Dave Madison, P**

Brooksville, Miss.  
LSU: 1941, 1943  
New York Yankees: 1950  
St. Louis Browns: 1952  
Detroit Tigers: 1952-53



**Joe Moock, 3B**


Plaquemine, La.  
LSU: 1964  
New York Mets: 1967



**John O'Donoghue, LHP**

Elkton, Md.  
LSU: 1988-90  
Baltimore Orioles: 1993-94  
Los Angeles Dodgers: 1994-96





**Chad Ogea, RHP**

Lake Charles, La.  
LSU: 1989-91  
Cleveland Indians: 1994-98  
Philadelphia Phillies: 1999  
Tampa Bay Devil Rays: 1999-2000



**Keith Osik, C**

Wading River, N.Y.  
LSU: 1988-90  
Pittsburgh Pirates: 1996-2002  
Milwaukee Brewers: 2003  
Baltimore Orioles: 2004  
Washington Nationals: 2005




**Clay Parker, RHP**

Grayson, La.  
LSU: 1982-85  
Seattle Mariners: 1987  
New York Yankees: 1988-89  
Detroit Tigers: 1990-91  
Oakland Athletics: 1991



**Anthony Ranaudo, RHP**

Jackson, N.J.  
LSU: 2008-10  
Boston Red Sox: 2014  
Texas Rangers: 2015-16  
Chicago White Sox: 2016



**Jeff Reboulet, INF**

Kettering, Ohio  
LSU: 1985-86  
Minnesota Twins: 1992-96  
Baltimore Orioles: 1997-99  
Kansas City Royals: 2000  
Los Angeles Dodgers: 2001-02  
Pittsburgh Pirates: 2003




**Armando Rios, OF**

Carolina, Puerto Rico  
LSU: 1991-93  
San Francisco Giants: 1998-2001  
Pittsburgh Pirates: 2001-02  
Chicago White Sox: 2003



**Nick Rumbelow, RHP**

Bullard, Texas  
LSU: 2011-13  
New York Yankees: 2015  
Seattle Mariners: 2018-19



**Connie Ryan, INF**

New Orleans, La.  
LSU: 1941  
New York Giants: 1942  
Boston Braves: 1943-50  
Cincinnati Reds: 1950-51  
Philadelphia Phillies: 1952-53  
Chicago White Sox: 1953  
Cincinnati Reds: 1953-54



**Billy Sadler, RHP**

Pensacola, Fla.  
LSU: 2003  
San Francisco Giants: 2006



**Ryan Schimpf, INF**

Covington, La.  
LSU: 2007-09  
San Diego Padres: 2016-17  
Los Angeles Angels: 2018



**Andy Sheets, INF**

St. Amant, La.  
LSU: 1991-92  
Seattle Mariners: 1996-97  
San Diego Padres: 1998  
Anaheim Angels: 1999  
Boston Red Sox: 2000  
Tampa Bay Devil Rays: 2001-02



**Mike Sirotko, LHP**

Houston, Texas  
LSU: 1990-93  
Chicago White Sox: 1995-2000



**Greg Smith, LHP**

Alexandria, La.  
LSU: 2003-05  
Oakland Athletics: 2008  
Colorado Rockies: 2010



**Russ Springer, RHP**

Pollock, La.  
LSU: 1987-89  
New York Yankees: 1992  
California Angels: 1993-95  
Philadelphia Phillies: 1995-96  
Houston Astros: 1997  
Arizona Diamondbacks: 1998  
Atlanta Braves: 1998-99  
Arizona Diamondbacks: 2000-01  
St. Louis Cardinals: 2003  
Houston Astros: 2004-06  
St. Louis Cardinals: 2007-08  
Oakland Athletics: 2009  
Tampa Bay Rays: 2009  
Cincinnati Reds: 2010



**Nick Stavinoha, OF**

Houston, Texas  
LSU: 2004-05  
St. Louis Cardinals: 2008-10



**Andrew Stevenson, OF**

Youngsville, La.  
LSU: 2013-15  
Washington Nationals: 2017-19



**Art Swanson, P**

Baton Rouge, La.  
LSU: 1954  
Pittsburgh Pirates: 1955-57



**Brian Tallet, LHP**

Bethany, Okla.  
LSU: 1998-2000  
Cleveland Indians: 2002-05  
Toronto Blue Jays: 2006-11  
St. Louis Cardinals: 2011




**Ryan Theriot, INF**

Baton Rouge, La.  
LSU: 1999-2001  
Chicago Cubs: 2005-10  
Los Angeles Dodgers: 2010  
St. Louis Cardinals: 2011  
San Francisco Giants: 2012



**Ryan Verdugo, LHP**

Lake Stevens, Wash.  
LSU: 2008  
Kansas City Royals: 2012



**Jack Voigt, OF**

Venice, Fla.  
LSU: 1985-87  
Baltimore Orioles: 1992-95  
Texas Rangers: 1995-96  
Milwaukee Brewers: 1997  
Texas Rangers: 1998  
Oakland Athletics: 1998



**Todd Walker, INF**

Bossier City, La.  
LSU: 1992-94  
Minnesota Twins: 1996-2000  
Colorado Rockies: 2000-01  
Cincinnati Reds: 2001-02  
Boston Red Sox: 2003  
Chicago Cubs: 2004-06  
San Diego Padres: 2006  
Oakland Athletics: 2007




**Randy Wiles, LHP**

New Orleans, La.  
LSU: 1970-73  
Chicago White Sox: 1977



**Brian Wilson, RHP**

Londonderry, N.H.  
LSU: 2001-03  
San Francisco Giants: 2006-12  
Los Angeles Dodgers: 2013-14



**Eddie Yarnall, LHP**

Coral Springs, Fla.  
LSU: 1994-96  
New York Yankees: 1999-2000  
Cincinnati Reds: 2000-01



**Shane Youman, LHP**

New Iberia, La.  
LSU: 1998-2001  
Pittsburgh Pirates: 2006-07

Kurt Ainsworth RHP

YEAR	G-GS	W-L	ERA	SV	CG	SHO	IP	H	R	ER	BB	SO
1998	6-0	0-0	4.50	0	0	0	8.0	10	5	4	7	14
1999	22-19	13-6	3.45	1	5	2	130.1	114	65	50	48	157
TOTALS	28-19	13-6	3.51	1	5	2	138.1	124	70	54	55	171

Sean Barker OF

YEAR	AVG	GP-GS	AB	R	H	2B	3B	HR	RBI	BB	SO	SB-ATT
2001	.338	38-21	80	24	27	7	1	3	16	14	14	4-5
2002	.382	66-66	267	47	102	16	0	8	62	22	42	24-28
TOTAL	.372	104-87	347	71	129	23	1	11	78	36	56	28-33

Albert Belle OF

YEAR	AB	R	H	RBI	AVG.	2B	3B	HR	TB	SPCT.	BB	SO	SB
1985	150	32	41	40	.273	9	3	7	76	.507	20	35	2
1986	243	63	86	66	.354	13	5	21	172	.708	40	55	17
1987	192	62	67	66	.349	8	3	21	144	.750	49	50	19
TOTALS	585	157	194	172	.332	32	11	49	392	.670	109	140	38

Jim Bowie 1B

YEAR	AB	R	H	RBI	AVG.	2B	3B	HR	TB	SPCT.	BB	SO	SB
1986	244	63	88	62	.361	18	2	16	158	.648	40	28	7

Alex Bregman INF

YEAR	AVG	GP	GS	AB	R	H	2B	3B	HR	RBI	BB	SO	SB	ATT
2013	.369	67	67	282	59	104	18	7	6	52	24	25	16	17
2014	.316	63	63	244	35	77	16	0	6	47	27	21	12	18
2015	.323	66	66	260	59	84	22	3	9	49	36	22	38	48
TOTAL	.337	196	196	786	153	265	56	10	21	148	87	68	66	83

Paul Byrd RHP

YEAR	G-GS	W-L	ERA	SV	CG	SHO	IP	H	R	ER	BB	SO
1989	27-10	6-2	3.38	1	0	0	90.7	70	46	34	45	73
1990	29-19	17-6	3.84	1	6	1	140.7	147	74	60	52	130
1991	21-18	8-3	4.66	2	1	0	102.3	113	64	53	50	116
TOTALS	77-44	31-11	3.96	4	7	1	333.7	330	184	147	147	319

Matt Clark 1B

YEAR	AVG	GP	GS	AB	R	H	2B	3B	HR	RBI	TB	SLG%	BB	SO	SB-ATT
2008	.344	65	64	227	57	78	17	0	28	64	179	.789	40	61	1-1

Louis Coleman RHP

YEAR	ERA	W	L	APP	GS	CG	SHO	CBO	SV	IP	H	R	ER	BB	SO
2006	6.14	5	6	15	13	0	0	0	0	80.2	95	60	55	33	50
2007	5.59	2	3	22	4	0	0	0	4	46.2	60	33	29	10	49
2008	1.95	8	1	23	3	0	0	0	2	55.1	45	15	12	10	62
2009	2.93	14	2	25	16	2	1	2	0	129.0	108	48	42	23	142
TOTAL	3.99	29	12	85	36	2	1	2	6	311.2	308	156	138	76	303

Roy Corcoran RHP

YEAR	G-GS	W-L	ERA	SV	CG	SHO	IP	H	R	ER	BB	SO
2001	28-3	8-4	5.48	0	0	0	69.0	67	47	42	31	62

Ryan Eades RHP

YEAR	ERA	W	L	APP	GS	CG	SHO	CBO	SV	IP	H	R	ER	BB	SO
2011	4.81	4	1	18	6	0	0	0	0	43.0	49	24	23	18	31
2012	3.83	5	3	17	17	0	0	1	0	94.0	107	45	40	28	63
2013	2.79	8	1	17	17	0	0	1	0	100.0	101	34	31	32	78
TOTAL	3.57	17	5	52	40	0	0	2	0	237.0	257	103	94	78	172

Mike Fontenot 2B

YEAR	GP-GS	AB	R	H	AVG	2B	3B	HR	RBI	BB	SO	SB-ATT
2000	69-69	292	93	103	.353	13	3	17	64	41	65	8-9
2001	59-57	221	64	75	.339	13	0	14	50	40	45	7-11
TOTAL	128-126	513	157	178	.347	26	3	31	114	81	110	15-20

Jake Fraley OF

YEAR	AVG	GP	GS	AB	R	H	2B	3B	HR	RBI	BB	SO	SB	ATT
2014	.372	49	27	121	31	45	7	1	3	29	9	3	8	10
2015	.307	58	56	225	50	69	11	5	2	35	21	24	23	29
2016	.326	66	66	267	61	87	10	6	5	36	37	33	28	38
TOTAL	.328	173	149	613	142	201	28	12	10	100	67	73	59	77

Charlie Furbush LHP

YEAR	ERA	W	L	APP	GS	CG	SHO	CBO	SV	IP	H	R	ER	BB	SO
2007	4.95	3	9	16	16	0	0	0	0	87.1	104	63	48	37	88

Kevin Gausman RHP

YEAR	ERA	W	L	APP	GS	CG	SHO	CBO	SV	IP	H	R	ER	BB	SO
2011	3.51	5	6	14	14	1	1	0	0	89.2	70	37	35	23	86
2012	2.77	12	2	18	17	2	0	2	0	123.2	106	42	38	28	135
TOTAL	3.08	17	8	32	31	3	1	2	0	213.1	176	79	73	51	221

Rick Greene RHP

YEAR	G-GS	W-L	ERA	SV	CG	SHO	IP	H	R	ER	BB	SO
1990	34-2	1-3	4.30	7	0	0	67	81	42	32	28	38
1991	41-0	7-2	3.17	14	0	0	48.1	37	19	17	23	51
1992	28-0	5-3	3.02	8	0	0	53.2	38	19	18	25	62
TOTALS	103-2	13-8	3.57	29	0	0	169	156	80	67	76	151

Nick Goody RHP

YEAR	ERA	W	L	APP	GS	CG	SHO	CBO	SV	IP	H	R	ER	BB	SO
2012	2.67	1	2	35	0	0	0	3	11	33.2	28	11	10	4	45

Mark Guthrie LHP

YEAR	G-GS	CG	W-L	ERA	IP	H	R	ER	BB	SO	HB	WP	SHO	SV
1984	10- 3	1	3-0	2.00	36	27	15	8	18	46	0	2	0	1
1985	26- 8	0	6-8	3.39	77.3	72	37	29	32	76	0	4	0	3
1986	25-22	4	9-2	4.24	123.3	121	70	58	59	122	3	7	1	3
1987	21-14	1	8-4	2.61	82.7	63	38	24	28	69	5	4	0	0
TOTALS	82-47	6	26-14	3.35	319.3	283	160	119	137	313	8	17	1	7



Kurt Ainsworth



Mark Guthrie



Trey Hodges





Curtis Leskanic



Mikie Mahtook



Warren Morris

### Will Harris RHP

YEAR	ERA	W	L	APP	GS	CG	SHO	CBO	SV	IP	H	R	ER	BB	SO
2004	3.00	0	0	3	0	0	0	0	0	3.0	4	1	1	3	2
2006	3.79	1	2	13	0	0	0	0	4	19.0	17	9	8	7	20
<b>TOTAL</b>	<b>3.68</b>	<b>1</b>	<b>2</b>	<b>16</b>	<b>0</b>	<b>0</b>	<b>0</b>	<b>0</b>	<b>4</b>	<b>22.0</b>	<b>21</b>	<b>10</b>	<b>9</b>	<b>10</b>	<b>22</b>

### Brad Hawpe OF/1B

YEAR	G	AB	R	H	AVG.	2B	3B	HR	RBI	BB	SO	SB-SBA
1999	31	117	27	38	.325	8	0	12	30	8	25	0-0
2000	69	287	71	104	.362	36	1	12	84	42	44	1-1
<b>TOTALS</b>	<b>100</b>	<b>404</b>	<b>98</b>	<b>142</b>	<b>.351</b>	<b>44</b>	<b>1</b>	<b>24</b>	<b>114</b>	<b>50</b>	<b>69</b>	<b>1-1</b>

### Eric Hetzel RHP

YEAR	A	GS	CG	W	L	ERA	IP	H	R	ER	BB	SO	HB	WP	BK	SHO	SV
1985	23	17	2	10	4	3.77	105	86	53	44	60	99	2	8	1	0	0

### Aaron Hill SS

YEAR	G-GS	AB	R	H	AVG.	2B	3B	HR	RBI	BB	SO	SB-SBA
2001	46-34	134	27	40	.299	5	1	5	36	15	17	6-7
2002	56-54	222	46	73	.329	18	2	9	47	20	20	10-11
2003	68-68	265	68	95	.358	27	4	9	67	47	21	9-11
<b>TOTAL</b>	<b>170-156</b>	<b>621</b>	<b>141</b>	<b>208</b>	<b>.335</b>	<b>50</b>	<b>7</b>	<b>23</b>	<b>150</b>	<b>82</b>	<b>58</b>	<b>25-29</b>

### Trey Hodges RHP

YEAR	G-GS	W-L	ERA	SV	CG	SHO	IP	H	R	ER	BB	SO
1999	13-7	3-2	7.08	0	0	0	34.1	50	31	27	8	38
2000	20-6	5-2	5.25	2	0	0	60.0	79	42	35	23	52
<b>TOTALS</b>	<b>33-13</b>	<b>8-4</b>	<b>5.92</b>	<b>2</b>	<b>0</b>	<b>0</b>	<b>94.1</b>	<b>129</b>	<b>73</b>	<b>62</b>	<b>31</b>	<b>90</b>

### Russ Johnson SS

YEAR	G	AB	R	H	AVG.	2B	3B	HR	RBI	BB	SO	SB
1992	63	240	61	81	.338	16	3	7	49	29	35	16
1993	71	259	83	92	.355	18	3	8	58	67	24	19
1994	66	234	72	96	.410	26	4	17	74	67	25	26
<b>TOTALS</b>	<b>200</b>	<b>733</b>	<b>216</b>	<b>269</b>	<b>.367</b>	<b>60</b>	<b>10</b>	<b>32</b>	<b>181</b>	<b>163</b>	<b>84</b>	<b>61</b>

### JaCoby Jones INF

YEAR	AVG	GP	GS	AB	R	H	2B	3B	HR	RBI	BB	SO	SB	ATT
2011	.338	56	56	195	36	66	11	1	4	32	12	37	12	20
2012	.253	64	62	245	42	62	13	1	4	29	15	47	11	16
2013	.294	59	57	201	42	59	11	1	6	31	30	44	12	15
<b>TOTAL</b>	<b>.292</b>	<b>179</b>	<b>175</b>	<b>641</b>	<b>120</b>	<b>187</b>	<b>35</b>	<b>3</b>	<b>14</b>	<b>92</b>	<b>57</b>	<b>128</b>	<b>35</b>	<b>51</b>

### Ryan Jorgensen C

YEAR	G	AB	R	H	AVG.	2B	3B	HR	RBI	BB	SO	SB-A
2000	44	116	23	35	.302	13	1	4	23	15	27	3-4

### Randy Keisler LHP

YEAR	ERA	W-L	G	GS	CG	SHO	SV	IP	H	R	ER	BB	SO
1998	4.61	9-5	27	12	2	1	2	99.2	97	65	51	33	135

### Brandon Larson INF

YEAR	G	AB	R	H	AVG.	2B	3B	HR	RBI	BB	SO	SB
1997	69	289	82	110	.381	16	2	40	118	21	57	9

### Brett Laxton RHP

YEAR	G-GS	W-L	ERA	SV	CG	SHO	IP	H	R	ER	BB	SO
1993	19-17	12-1	1.98	0	5	1	109	67	32	24	47	98
1994	14-14	4-5	4.36	0	1	0	66	63	46	32	38	54
1995	13-13	4-4	4.37	0	0	0	68	65	44	33	42	65
1996	14-12	8-2	3.54	0	0	0	56	50	29	22	28	55
<b>TOTALS</b>	<b>60-56</b>	<b>28-12</b>	<b>3.34</b>	<b>0</b>	<b>6</b>	<b>1</b>	<b>299</b>	<b>245</b>	<b>151</b>	<b>111</b>	<b>155</b>	<b>272</b>

### DJ LeMahieu INF

YEAR	AVG	GP	GS	AB	R	H	2B	3B	HR	RBI	BB	HBP	SO	SB	ATT
2008	.337	68	67	258	56	87	11	1	6	44	20	3	31	10	11
2009	.350	72	72	274	57	96	13	4	5	43	31	5	41	12	16
<b>TOTAL</b>	<b>.344</b>	<b>140</b>	<b>139</b>	<b>532</b>	<b>113</b>	<b>183</b>	<b>24</b>	<b>5</b>	<b>11</b>	<b>87</b>	<b>51</b>	<b>8</b>	<b>72</b>	<b>22</b>	<b>27</b>

### Curtis Leskanic RHP

YEAR	G-GS	W-L	ERA	SV	CG	SHO	IP	H	R	ER	BB	SO
1988	2-0	0-0	0.00	0	0	0	1.3	1	0	0	1	2
1989	29-15	15-2	3.19	3	1	0	115.7	102	54	41	51	120
<b>TOTALS</b>	<b>31-15</b>	<b>15-2</b>	<b>3.15</b>	<b>3</b>	<b>1</b>	<b>0</b>	<b>117.0</b>	<b>103</b>	<b>54</b>	<b>41</b>	<b>52</b>	<b>122</b>

### Todd Linden OF

YEAR	G-GS	AB	R	H	AVG.	2B	3B	HR	RBI	BB	SO	SB-SBA
2001	66-65	256	65	80	.312	14	1	20	76	26	49	9-11

### Mikie Mahtook OF

YEAR	AVG	GP	GS	AB	R	H	2B	3B	HR	RBI	BB	HBP	SO	SB	ATT
2009	.316	63	49	196	41	62	8	3	7	38	14	7	41	9	13
2010	.335	61	61	239	68	80	19	4	14	50	38	5	54	22	32
2011	.383	56	56	196	61	75	12	5	14	56	41	5	32	29	38
<b>TOTAL</b>	<b>.344</b>	<b>180</b>	<b>166</b>	<b>631</b>	<b>170</b>	<b>217</b>	<b>39</b>	<b>12</b>	<b>35</b>	<b>144</b>	<b>93</b>	<b>17</b>	<b>127</b>	<b>60</b>	<b>83</b>

### Barry Manuel RHP

YEAR	G-GS	W-L	ERA	SV	CG	SHO	IP	H	R	ER	BB	SO
1985	1-0	0-0	0.00	0	0	0	2.0	0	0	0	5	2
1986	41-0	10-3	2.37	9	0	0	72.7	41	23	19	46	91
1987	32-0	5-2	2.83	9	0	0	60.3	39	23	19	43	72
<b>TOTALS</b>	<b>74-0</b>	<b>15-5</b>	<b>2.53</b>	<b>18</b>	<b>0</b>	<b>0</b>	<b>135.0</b>	<b>80</b>	<b>46</b>	<b>38</b>	<b>94</b>	<b>165</b>

### Ben McDonald RHP

YEAR	G-GS	W-L	ERA	SV	CG	SHO	IP	H	R	ER	BB	SO
1987	14-4	2-3	4.06	1	0	0	37.7	43	19	17	4	27
1988	22-14	13-7	2.65	1	10	0	118.7	96	46	35	27	144
1989	26-21	14-4	3.49	4	8	3	152.3	124	68	59	40	202
<b>TOTALS</b>	<b>62-39</b>	<b>29-14</b>	<b>3.24</b>	<b>6</b>	<b>18</b>	<b>3</b>	<b>308.7</b>	<b>263</b>	<b>133</b>	<b>111</b>	<b>71</b>	<b>373</b>

## Warren Morris INF

YEAR	G	AB	R	H	AVG.	2B	3B	HR	RBI	BB	SO	SB
1994	64	229	58	65	.284	7	0	4	33	51	45	9
1995	64	252	70	93	.369	17	3	8	50	49	31	18
1996	28	75	24	30	.400	3	0	1	19	11	12	4
<b>TOTALS</b>	<b>156</b>	<b>556</b>	<b>152</b>	<b>188</b>	<b>.338</b>	<b>27</b>	<b>3</b>	<b>13</b>	<b>102</b>	<b>111</b>	<b>88</b>	<b>31</b>

## Lyle Mouton OF

YEAR	AB	R	H	RBI	AVG.	2B	3B	HR	TB	SPCT.	BB	SO	SB
1990	174	44	61	41	.351	23	6	9	111	.638	33	39	5
1991	249	78	88	62	.355	17	2	13	148	.597	52	44	20
<b>TOTALS</b>	<b>422</b>	<b>122</b>	<b>149</b>	<b>103</b>	<b>.353</b>	<b>40</b>	<b>8</b>	<b>22</b>	<b>259</b>	<b>.614</b>	<b>85</b>	<b>83</b>	<b>25</b>

## Aaron Nola RHP

YEAR	ERA	W	L	APP	GS	CG	SHO	CBO	SV	IP	H	R	ER	BB	SO
2012	3.61	7	4	19	16	0	0	4	0	89.2	88	39	36	7	89
2013	1.57	12	1	17	17	5	3	2	0	126.0	83	30	22	18	122
2014	1.47	11	1	16	16	2	1	6	0	116.1	69	19	19	27	134
<b>TOTAL</b>	<b>2.09</b>	<b>30</b>	<b>6</b>	<b>52</b>	<b>49</b>	<b>7</b>	<b>4</b>	<b>12</b>	<b>0</b>	<b>332.0</b>	<b>240</b>	<b>88</b>	<b>77</b>	<b>52</b>	<b>345</b>

## Austin Nola INF/C

YEAR	AVG	GP	GS	AB	R	H	2B	3B	HR	RBI	BB	SO	SB	ATT
2009	.240	50	36	121	27	29	4	1	3	18	15	24	3	4
2010	.320	63	63	259	50	83	16	2	5	52	28	39	1	1
2011	.296	56	56	196	40	58	13	2	2	42	28	35	4	7
2012	.299	64	64	221	47	66	16	1	4	43	44	30	3	5
<b>TOTAL</b>	<b>.296</b>	<b>233</b>	<b>219</b>	<b>797</b>	<b>164</b>	<b>236</b>	<b>49</b>	<b>6</b>	<b>14</b>	<b>155</b>	<b>115</b>	<b>128</b>	<b>11</b>	<b>17</b>

## John O'Donoghue LHP

YEAR	G-GS	W-L	ERA	SV	CG	SHO	IP	H	R	ER	BB	SO
1988	10-2	1-0	3.78	3	0	0	16.7	12	13	7	23	21
1989	12-6	3-1	4.99	1	0	0	30.7	34	23	17	27	32
1990	20-18	12-3	2.88	0	2	1	109.3	118	46	35	27	85
<b>TOTALS</b>	<b>42-26</b>	<b>16-4</b>	<b>3.39</b>	<b>4</b>	<b>2</b>	<b>1</b>	<b>156.7</b>	<b>164</b>	<b>82</b>	<b>59</b>	<b>77</b>	<b>138</b>

## Chad Ogea RHP

YEAR	G-GS	W-L	ERA	SV	CG	SHO	IP	H	R	ER	BB	SO
1989	16-2	2-0	2.56	0	0	0	31.7	19	11	9	15	33
1990	23-20	14-2	3.62	0	5	0	131.7	100	64	53	44	123
1991	25-20	14-5	3.08	1	1	0	131.3	117	59	45	48	140
<b>TOTALS</b>	<b>64-42</b>	<b>30-7</b>	<b>3.27</b>	<b>1</b>	<b>6</b>	<b>0</b>	<b>294.7</b>	<b>236</b>	<b>134</b>	<b>107</b>	<b>107</b>	<b>296</b>

## Keith Osik c

YEAR	AB	R	H	RBI	AVG.	2B	3B	HR	TB	SPCT.	BB	SO	SB
1988	145	18	27	23	.186	7	1	2	42	.290	24	22	2
1989	262	58	78	37	.298	14	1	3	103	.393	39	27	4
1990	268	60	91	65	.340	23	4	8	146	.545	45	35	15
<b>TOTALS</b>	<b>675</b>	<b>136</b>	<b>196</b>	<b>125</b>	<b>.290</b>	<b>44</b>	<b>6</b>	<b>13</b>	<b>291</b>	<b>.431</b>	<b>108</b>	<b>84</b>	<b>21</b>

## Clay Parker RHP

YEAR	A	GS	CG	W	L	ERA	IP	H	R	ER	BB	SO	HB	WP	BK	SHO	SV
1982	18	9	4	4	4	4.96	65.3	61	50	36	50	42	1	4	-	1	-
1983	13	8	1	0	5	8.20	45	58	48	41	35	40	3	1	-	0	-
1984	21	13	4	7	5	4.04	91.3	95	56	41	30	67	2	6	-	0	-
1985	21	15	4	8	2	4.13	94.3	99	54	43	34	98	5	9	1	1	1
<b>TOTALS</b>	<b>73</b>	<b>45</b>	<b>13</b>	<b>19</b>	<b>16</b>	<b>4.90</b>	<b>296</b>	<b>313</b>	<b>208</b>	<b>161</b>	<b>149</b>	<b>247</b>	<b>11</b>	<b>20</b>	<b>1</b>	<b>2</b>	<b>1</b>

## Jeff Reboulet INF

YEAR	AB	R	H	RBI	AVG.	2B	3B	HR	TB	SPCT.	BB	SO	SB
1985	211	58	65	33	.308	11	2	5	95	.450	46	33	34
1986	254	63	74	38	.291	19	4	2	107	.421	47	29	24
<b>TOTALS</b>	<b>465</b>	<b>121</b>	<b>139</b>	<b>71</b>	<b>.299</b>	<b>30</b>	<b>6</b>	<b>7</b>	<b>202</b>	<b>.434</b>	<b>93</b>	<b>62</b>	<b>58</b>

## Anthony Ranaudo RHP

YEAR	ERA	W	L	APP	GS	CG	SHO	CBO	SV	IP	H	R	ER	BB	SO
2008	0.00	1	0	8	1	0	0	1	0	12.0	5	3	0	6	13
2009	3.04	12	3	19	19	0	0	0	0	124.1	93	49	42	50	159
2010	7.32	5	3	15	11	0	0	0	0	51.2	60	45	42	27	54
<b>TOTAL</b>	<b>4.02</b>	<b>18</b>	<b>6</b>	<b>42</b>	<b>31</b>	<b>0</b>	<b>0</b>	<b>1</b>	<b>0</b>	<b>188.0</b>	<b>158</b>	<b>97</b>	<b>84</b>	<b>83</b>	<b>226</b>

## Armando Rios OF

YEAR	G	AB	R	H	AVG.	2B	3B	HR	RBI	BB	SO	SB
1991	59	136	40	41	.301	11	0	4	20	33	21	4
1992	58	197	49	47	.239	9	1	7	40	46	41	12
1993	70	235	71	75	.319	13	4	9	61	64	33	20
<b>TOTALS</b>	<b>187</b>	<b>568</b>	<b>160</b>	<b>63</b>	<b>.278</b>	<b>33</b>	<b>5</b>	<b>20</b>	<b>101</b>	<b>143</b>	<b>95</b>	<b>36</b>

## Nick Rumbelow RHP

YEAR	ERA	W	L	APP	GS	CG	SHO	CBO	SV	IP	H	R	ER	BB	SO
2011	4.85	2	0	10	0	0	0	0	0	13.0	11	9	7	11	16
2012	3.65	0	0	29	0	0	0	4	0	24.2	22	10	10	14	34
2013	3.31	1	0	31	1	0	0	3	0	32.2	24	12	12	15	36
<b>TOTAL</b>	<b>3.71</b>	<b>3</b>	<b>0</b>	<b>70</b>	<b>1</b>	<b>0</b>	<b>0</b>	<b>7</b>	<b>0</b>	<b>70.1</b>	<b>57</b>	<b>31</b>	<b>29</b>	<b>40</b>	<b>86</b>

## Billy Sadler RHP


YEAR	G-GS	W-L	ERA	SV	CG	SHO	IP	H	R	ER	BB	SO
2003	28-1	1-2	3.89	4	0	0	44.0	36	27	19	27	57

## Ryan Schimpf INF

YEAR	AVG	GP	GS	AB	R	H	2B	3B	HR	RBI	BB	SO	SB	ATT
2007	.262	42	31	107	16	28	2	2	4	11	16	34	3	5
2008	.320	67	65	250	57	80	18	7	12	54	32	51	16	20
2009	.336	73	72	262	73	88	19	1	22	70	44	50	18	25
<b>TOTAL</b>	<b>.317</b>	<b>182</b>	<b>168</b>	<b>619</b>	<b>146</b>	<b>196</b>	<b>39</b>	<b>10</b>	<b>38</b>	<b>135</b>	<b>92</b>	<b>135</b>	<b>37</b>	<b>50</b>



Keith Osik



Russ Springer



Brian Tallet





Ryan Theriot

### Andy Sheets SS

YEAR	AB	R	H	RBI	AVG.	2B	3B	HR	TB	SPCT.	BB	SO	SB
1991	238	48	65	42	.273	11	4	3	93	.391	39	45	9
1992	265	54	85	43	.321	17	1	7	125	.472	29	50	7
<b>TOTALS</b>	<b>503</b>	<b>102</b>	<b>150</b>	<b>85</b>	<b>.298</b>	<b>28</b>	<b>5</b>	<b>10</b>	<b>218</b>	<b>.433</b>	<b>68</b>	<b>95</b>	<b>16</b>

### Mike Sirotko LHP

YEAR	G-GS	W-L	ERA	SV	CG	SHO	IP	H	R	ER	BB	SO
1990	21-1	1-2	3.12	1	0	0	49.0	51	22	17	24	53
1991	31-1	11-0	2.80	1	2	1	99.7	86	41	31	43	96
1992	22-10	6-3	4.48	2	0	0	78.3	77	50	39	26	72
1993	13-16	12-6	1.99	0	10	2	145.0	121	42	32	35	105
<b>TOTALS</b>	<b>97-42</b>	<b>30-11</b>	<b>2.88</b>	<b>4</b>	<b>12</b>	<b>3</b>	<b>372.0</b>	<b>335</b>	<b>155</b>	<b>119</b>	<b>128</b>	<b>326</b>

### Greg Smith LHP

YEAR	ERA	W	L	APP	GS	CG	SHO	SV	IP	H	R	ER	BB	SO
2003	4.01	0	2	17	0	0	0	1	33.2	39	26	15	7	30
2004	2.35	2	0	22	0	0	0	1	30.2	26	8	8	13	35
2005	2.60	10	3	17	16	3	2	0	104.0	99	40	30	25	82
<b>TOTAL</b>	<b>2.83</b>	<b>12</b>	<b>5</b>	<b>56</b>	<b>16</b>	<b>3</b>	<b>2</b>	<b>2</b>	<b>168.1</b>	<b>164</b>	<b>74</b>	<b>53</b>	<b>45</b>	<b>147</b>

### Russ Springer RHP

YEAR	G-GS	W-L	ERA	SV	CG	SHO	IP	H	R	ER	BB	SO
1987	14-6	3-0	4.43	0	0	0	42.7	33	28	21	28	68
1988	21-15	7-7	2.95	4	4	0	119	98	48	39	73	156
1989	21-14	9-3	3.49	2	1	0	90.3	75	43	35	40	89
<b>TOTALS</b>	<b>56-35</b>	<b>19-10</b>	<b>3.39</b>	<b>6</b>	<b>5</b>	<b>0</b>	<b>252</b>	<b>206</b>	<b>119</b>	<b>95</b>	<b>141</b>	<b>313</b>

### Nick Stavinoha OF

YEAR	AVG	GP	GS	AB	R	H	2B	3B	HR	RBI	BB	SO	SB	ATT
2004	.323	59	58	232	46	75	17	1	8	42	16	33	3	5
2005	.370	62	60	257	50	95	23	1	18	65	17	20	5	6
<b>TOTAL</b>	<b>.348</b>	<b>121</b>	<b>118</b>	<b>489</b>	<b>96</b>	<b>170</b>	<b>40</b>	<b>2</b>	<b>26</b>	<b>107</b>	<b>33</b>	<b>53</b>	<b>8</b>	<b>11</b>

### Andrew Stevenson OF

YEAR	AVG	GP	GS	AB	R	H	2B	3B	HR	RBI	BB	SO	SB	ATT
2013	.193	54	33	119	22	23	0	0	1	14	11	25	5	7
2014	.335	61	59	203	41	68	7	5	0	32	14	29	9	14
2015	.348	62	62	247	53	86	13	5	1	24	16	29	26	33
<b>TOTAL</b>	<b>.311</b>	<b>177</b>	<b>154</b>	<b>569</b>	<b>116</b>	<b>177</b>	<b>20</b>	<b>10</b>	<b>2</b>	<b>70</b>	<b>41</b>	<b>83</b>	<b>40</b>	<b>54</b>

### Brian Tallet LHP

YEAR	G-GS	W-L	ERA	SV	CG	SHO	IP	H	R	ER	BB	SO
1999	19-12	3-4	5.01	0	0	0	59.1	59	41	33	30	60
2000	25-21	15-3	3.52	1	3	3	143.1	132	74	56	57	134
<b>TOTALS</b>	<b>44-33</b>	<b>18-7</b>	<b>3.95</b>	<b>1</b>	<b>3</b>	<b>3</b>	<b>202.2</b>	<b>191</b>	<b>115</b>	<b>89</b>	<b>87</b>	<b>194</b>

### Ryan Theriot ss

YEAR	AVG	GP-GS	AB	R	H	2B	3B	HR	RBI	BB	SO	SB-ATT
1999	.322	65-65	242	55	78	11	3	2	41	52	33	13-20
2000	.305	69-69	275	68	84	14	3	2	41	57	30	7-10
2001	.353	67-67	266	67	94	18	3	1	48	48	35	17-20
<b>TOTAL</b>	<b>.327</b>	<b>201-201</b>	<b>783</b>	<b>190</b>	<b>256</b>	<b>43</b>	<b>9</b>	<b>5</b>	<b>130</b>	<b>157</b>	<b>98</b>	

### Ryan Verdugo LHP

YEAR	ERA	W	L	APP	GS	CG	SHO	CBO	SV	IP	H	R	ER	BB	SO
2008	4.12	9	4	20	18	1	0	1	0	96.0	95	51	44	37	85

### Jack Voigt OF

YEAR	AB	R	H	RBI	AVG.	2B	3B	HR	TB	SPCT.	BB	SO	SB
1985	8	2	2	3	.250	0	0	0	2	.250	1	3	0
1986	128	28	37	32	.289	8	0	9	72	.563	28	28	6
1987	248	63	73	61	.294	12	3	16	139	.560	42	62	12
<b>TOTALS</b>	<b>384</b>	<b>93</b>	<b>112</b>	<b>96</b>	<b>.292</b>	<b>20</b>	<b>3</b>	<b>25</b>	<b>213</b>	<b>.555</b>	<b>71</b>	<b>93</b>	<b>18</b>

### Todd Walker 2B

YEAR	AB	R	H	RBI	AVG.	2B	3B	HR	TB	SPCT.	BB	SO	SB
1992	250	72	100	76	.400	21	3	12	163	.652	38	28	18
1993	276	85	109	102	.395	17	11	22	214	.775	49	35	14
1994	257	77	101	68	.393	23	1	18	180	.700	52	28	19
<b>TOTALS</b>	<b>783</b>	<b>234</b>	<b>310</b>	<b>246</b>	<b>.396</b>	<b>61</b>	<b>15</b>	<b>52</b>	<b>557</b>	<b>.711</b>	<b>139</b>	<b>91</b>	<b>51</b>

### Brian Wilson RHP

YEAR	G-GS	W-L	ERA	SV	CG	SHO	IP	H	R	ER	BB	SO
2001	20-4	3-2	5.67	3	0	0	39.2	40	28	25	20	22
2002	23-10	10-5	3.54	2	2	1	94.0	112	50	37	31	71
2003	8-8	5-3	3.38	0	1	1	50.2	60	23	19	13	35
<b>TOTAL</b>	<b>51-22</b>	<b>18-10</b>	<b>3.95</b>	<b>5</b>	<b>3</b>	<b>2</b>	<b>184.1</b>	<b>212</b>	<b>101</b>	<b>81</b>	<b>64</b>	<b>128</b>

### Eddie Yarnall LHP

YEAR	G-GS	W-L	ERA	SV	CG	SHO	IP	H	R	ER	BB	SO
1994	5-5	0-0	10.95	0	0	0	12.1	12	16	15	10	17
1995	16-10	5-0	3.45	0	1	0	60	46	29	23	36	87
1996	19-17	11-1	2.38	0	3	0	124.2	89	37	33	52	156
<b>TOTALS</b>	<b>40-32</b>	<b>16-1</b>	<b>3.24</b>	<b>0</b>	<b>4</b>	<b>0</b>	<b>197</b>	<b>147</b>	<b>82</b>	<b>71</b>	<b>98</b>	<b>260</b>

### Shane Youman LHP

YEAR	G-GS	W-L	ERA	SV	CG	SHO	IP	H	R	ER	BB	SO
1999	4-1	0-0	3.52	0	0	0	7.2	7	5	3	8	4
2000	28-0	3-0	4.55	1	0	0	31.2	31	23	16	20	25
2001	18-10	3-2	5.17	1	0	0	54.0	67	39	31	33	33
<b>TOTAL</b>	<b>50-11</b>	<b>6-2</b>	<b>4.82</b>	<b>2</b>	<b>0</b>	<b>0</b>	<b>93.1</b>	<b>105</b>	<b>67</b>	<b>50</b>	<b>61</b>	<b>62</b>




Eddie Yarnall



Shane Youman

YEAR	PLAYER	POSITION	ROUND	TEAM
1965	Joe Moock	SS	3rd	New York Mets
1966	Bruce Baudier	RHP	31st	Washington Senators
1967	Bruce Baudier	RHP	5th	New York Yankees
	Richard Hicks	RHP	6th	Washington Senators
1968	Richard Hicks	RHP	4th *	Houston Astros
	William Hunt	SS	7th *	Baltimore Orioles
1969	William Hunt	SS	9th *	Cleveland Indians
1970	Bill Bright	OF	2nd *	St. Louis Cardinals
1972	Joel Sexton	RHP	27th	Pittsburgh Pirates
1973	Randy Wiles	LHP	5th	St. Louis Cardinals
1974	Mike Miley	SS	1st	California Angels
1975	Guy Hollingsworth	LHP	16th	San Diego Padres
	Pat Moock	RHP	22nd	Texas Rangers
1976	Wally McMakin	RHP	23rd	Minnesota Twins
	Paul Stefan	RHP	24th	Chicago White Sox
	Frank Toups	INF	26th	Cleveland Indians
1979	Duane Dewey	C/1B	1st *	Kansas City Royals
1982	Billy Wiesler	OF	14th	California Angels
	Billy Donathon	RHP	15th	St. Louis Cardinals
1983	Cal Santarelli	RHP	3rd	Cleveland Indians
	Ronnie Robbins	RHP	14th	Toronto Blue Jays
1984	Mark Howie	SS	3rd	Oakland Athletics
	Tim Sossamon	OF	12th	St. Louis Cardinals
	Tim Schneider	3B	15th	Seattle Mariners
	Mark Cooper	C	16th	Toronto Blue Jays
	Clay Parker	RHP	21st	Minnesota Twins
1985	Eric Hetzel	RHP	1st *	Boston Red Sox
	Robbie Smith	RHP	4th	Minnesota Twins
	Marty Lanoux	3B	13th	Minnesota Twins
	Clay Parker	RHP	15th	Seattle Mariners
	Jeff Reboulet	SS	26th	Houston Astros
1986	Mark Guthrie	LHP	4th	St. Louis Cardinals
	Jeff Reboulet	SS	10th	Minnesota Twins
	Rob Leary	C	12th	Montreal Expos
	Jeff Yurtin	3B	12th	San Diego Padres
	Jim Bowie	1B	12th	Seattle Mariners
1987	Albert Belle	OF	2nd	Cleveland Indians
	Barry Manuel	RHP	2nd	Texas Rangers
	Gregg Patterson	LHP	5th	Chicago Cubs
	Mark Guthrie	LHP	7th	Minnesota Twins
	Jack Voigt	OF	9th	Baltimore Orioles
	Stan Loewer	RHP	16th	San Francisco Giants
1988	Dan Kite	RHP	4th	Boston Red Sox
1989	Ben McDonald	RHP	1st	Baltimore Orioles
	Russ Springer	RHP	7th	New York Yankees
	Curtis Leskanic	RHP	8th	Cleveland Indians
	Mike Bianco	C	40th	Detroit Tigers
1990	Tim Clark	OF	8th	Milwaukee Brewers
	Wes Grisham	OF	14th	Pittsburgh Pirates
	Keith Osik	C	23rd	Pittsburgh Pirates
	Scott Bethea	SS	28th	Boston Red Sox
1991	Chad Ogea	RHP	3rd	Cleveland Indians
	Paul Byrd	RHP	4th	Cleveland Indians
	Lyle Mouton	OF	5th	New York Yankees
	Mark LaRosa	LHP	8th	Montreal Expos
	Gary Hymel	C	14th	Montreal Expos
1992	Rick Greene	RHP	1st	Detroit Tigers
	Lloyd Peever	RHP	4th	Colorado Rockies
	Andy Sheets	SS	4th	Seattle Mariners
1993	Harry Berrios	OF	8th	Baltimore Orioles
	Matt Chamberlain	RHP	11th	Pittsburgh Pirates
	Mike Siroka	LHP	15th	Chicago White Sox
	Mike Neal	OF	16th	Cleveland Indians
	Trey Rutledge	RHP	19th	Cincinnati Reds
	Will Hunt	LHP	31st	Detroit Tigers
1994	Todd Walker	2B	1st	Minnesota Twins
	Russ Johnson	SS	1st	Houston Astros
1995	Scott Schultz	RHP	5th	Cleveland Indians
	Mike Klostermeyer	1B	18th	Oakland Athletics
	Scott Fitterer	RHP	22nd	Toronto Blue Jays
	Brett Laxton	RHP	24th	Seattle Mariners
	Brian Winders	RHP	66th	Kansas City Royals

\* selected in the secondary phase of the draft



Former Tigers Albert Belle and Ben McDonald enjoyed stellar major league careers.



Former Tigers (l-r) Nick Rumbelow, Kevin Gausman and Nick Goody met prior to a Yankees-Orioles game during the 2015 season.



Mike Fontenot was a 2001 first-round selection of the Baltimore Orioles and made his MLB debut with the Chicago Cubs.



1996	Eddie Yarnall	LHP	3rd	New York Mets
	Nathan Dunn	3B	4th	San Diego Padres
	Warren Morris	2B	5th	Texas Rangers
	Tim Lanier	C	10th	San Diego Padres
	Justin Bowles	OF	16th	Oakland Athletics
	Jason Williams	SS	16th	Cincinnati Reds
	Brett Laxton	RHP	24th	Oakland Athletics
	Patrick Coogan	RHP	48th	Arizona Diamondbacks
1997	Brandon Larson	SS	1st	Cincinnati Reds
	Patrick Coogan	RHP	3rd	St. Louis Cardinals
	Casey Cuntz	INF	10th	Arizona Diamondbacks
	Mike Koerner	OF	11th	Oakland Athletics
	Eddy Furniss	1B	14th	Minnesota Twins
	Kevin Shipp	RHP	33rd	Philadelphia Phillies
	Tom Bernhardt	OF	45th	Chicago Cubs
1998	Randy Keisler	LHP	2nd	New York Yankees
	Eddy Furniss	1B	4th	Pittsburgh Pirates
	Jake Esteves	RHP	6th	San Francisco Giants
	Doug Thompson	RHP	19th	Colorado Rockies
	Chris Demouy	LHP	24th	Anaheim Angels
	Dan Guillory	RHP	40th	Cleveland Indians
1999	Kurt Ainsworth	RHP	1st	San Francisco Giants
	Jeff Leamont	1B	9th	New York Yankees
	Josh Dalton	SS	12th	Los Angeles Dodgers
	Bryan Grace	RHP	16th	New York Yankees
	Brian Tallet	LHP	19th	Pittsburgh Pirates
	Brandon Bowe	RHP	30th	Florida Marlins
2000	Brian Tallet	LHP	2nd	Cleveland Indians
	Brad Cresse	C	5th	Arizona Diamondbacks
	Ryan Jorgensen	C	7th	Chicago Cubs
	Cedrick Harris	OF	10th	Arizona Diamondbacks
	Brad Hawpe	1B	11th	Colorado Rockies
	Heath McMurray	RHP	12th	Milwaukee Brewers
	Trey Hodges	RHP	17th	Atlanta Braves
	Billy Brian	RHP	25th	Kansas City Royals
2001	Mike Fontenot	2B	1st	Baltimore Orioles
	Todd Linden	OF	1st	San Francisco Giants
	Ryan Theriot	SS	3rd	Chicago Cubs
	Jason Scobie	RHP	15th	New York Mets
	Bryan Moore	1B	22nd	St. Louis Cardinals
	Shane Youman	LHP	43rd	Pittsburgh Pirates
	Sean Barker	OF	46th	Toronto Blue Jays
	Billy Brian	RHP	47th	Cleveland Indians
2002	Sean Barker	OF	6th	Colorado Rockies
	Bo Pettit	RHP	13th	Minnesota Twins
	Brad David	LHP	17th	Atlanta Braves
	Wally Pontiff	3B	21st	Oakland Athletics
	Jake Tompkins	RHP	28th	Texas Rangers
2003	Aaron Hill	SS	1st	Toronto Blue Jays
	Billy Sadler	RHP	6th	San Francisco Giants
	Brian Wilson	RHP	24th	San Francisco Giants
	Bo Pettit	RHP	29th	Minnesota Twins
	Jake Tompkins	RHP	32nd	Philadelphia Phillies
2004	Jon Zeringue	OF	2nd	Arizona Diamondbacks
	J.C. Holt	OF	3rd	Atlanta Braves
	Nate Bumstead	RHP	32nd	Detroit Tigers
	Blake Gill	INF	37th	Cleveland Indians
2005	Ryan Patterson	OF	4th	Toronto Blue Jays
	Greg Smith	LHP	6th	Arizona Diamondbacks
	Nick Stavinoha	OF	7th	St. Louis Cardinals
	Clay Harris	INF	9th	Philadelphia Phillies
	Matt Luzzi	C	30th	Chicago Cubs
	Jason Determann	LHP	35th	Boston Red Sox
2006	Will Harris	RHP	9th	Colorado Rockies
	Matt Luzzi	C	19th	Toronto Blue Jays
	Edgar Ramirez	RHP	36th	New York Mets
2007	Charlie Furbush	LHP	4th	Detroit Tigers
	J.T. Wise	INF	45th	Oakland Athletics
2008	Ryan Verdugo	LHP	9th	San Francisco Giants
	Matt Clark	1B	12th	San Diego Padres
	Louis Coleman	RHP	14th	Washington Nationals
	Blake Martin	LHP	17th	Minnesota Twins
	Jared Bradford	RHP	18th	St. Louis Cardinals
	Michael Hollander	INF	20th	Texas Rangers
	Jordan Brown	RHP	39th	Chicago Cubs
2009	Jared Mitchell	OF	1st	Chicago White Sox
	DJ LeMahieu	INF	2nd	Chicago Cubs
	Louis Coleman	RHP	5th	Kansas City Royals
	Ryan Schimpf	INF	5th	Toronto Blue Jays
	Blake Dean	OF	10th	Minnesota Twins
	Sean Ochinko	C	11th	Toronto Blue Jays
2010	Anthony Ranaudo	RHP	Comp A	Boston Red Sox
	Micah Gibbs	C	3rd	Chicago Cubs
	Leon Landry	OF	3rd	Los Angeles Dodgers
	Austin Ross	RHP	8th	Milwaukee Brewers
	Blake Dean	1B	8th	Los Angeles Dodgers
	Johnny Dishon	OF	42nd	Milwaukee Brewers
	Chad Jones	OF/LHP	50th	Milwaukee Brewers



Paul Byrd recorded 108 career wins in 13 MLB seasons.

2011	Mikie Mahtook	OF	1st	Tampa Bay Rays
	Tyler Jones	RHP	11th	Minnesota Twins
	Matty Ott	RHP	13th	Boston Red Sox
	Ben Alsup	RHP	18th	Colorado Rockies
	Austin Nola	SS	31st	Toronto Blue Jays
	Raph Rhymes	OF	40th	Pittsburgh Pirates
	Tyler Hanover	INF	40th	New York Yankees
2012	Kevin Gausman	RHP	1st	Baltimore Orioles
	Austin Nola	SS	5th	Miami Marlins
	Nick Goody	RHP	6th	New York Yankees
	Raph Rhymes	OF	30th	New York Yankees
	Tyler Hanover	INF	33rd	Detroit Tigers
2013	Ryan Eades	RHP	2nd	Minnesota Twins
	JaCoby Jones	OF	3rd	Pittsburgh Pirates
	Mason Katz	INF	4th	St. Louis Cardinals
	Nick Rumbelow	RHP	7th	New York Yankees
	Will LaMarche	RHP	9th	Detroit Tigers
	Chad Jones	LHP	9th	Cincinnati Reds
	Ty Ross	C	12th	San Francisco Giants
	Chris Cotton	LHP	14th	Houston Astros
	Raph Rhymes	OF	15th	Detroit Tigers
	Christian Ibarra	INF	32nd	Pittsburgh Pirates
2014	Aaron Nola	RHP	1st	Philadelphia Phillies
	Tyler Moore	INF	6th	New York Mets
	Joe Broussard	RHP	15th	Los Angeles Dodgers
	Sean McMullen	OF	30th	Houston Astros
	Nate Fury	RHP	36th	Detroit Tigers
2015	Alex Bregman	SS	1st	Houston Astros
	Andrew Stevenson	OF	2nd	Washington Nationals
	Kade Scivicque	C	4th	Detroit Tigers
	Jared Foster	INF	5th	Los Angeles Angels
	Zac Person	LHP	9th	Houston Astros
	Mark Laird	OF	9th	Philadelphia Phillies
	Conner Hale	INF	9th	Seattle Mariners
	Chris Chinae	1B	17th	St. Louis Cardinals
2016	Jake Fraley	OF	2nd	Tampa Bay Rays
	Jared Poche'	LHP	14th	San Diego Padres
	Jesse Stallings	RHP	15th	Cincinnati Reds
	Cole Freeman	INF	18th	Los Angeles Dodgers
	Riley Smith	RHP	24th	Arizona Diamondbacks
	Greg Deichmann	1B	26th	Minnesota Twins
	Parker Bugg	RHP	27th	Miami Marlins
	Kramer Robertson	INF	32nd	Cleveland Indians
2017	Alex Lange	RHP	1st	Chicago Cubs
	Greg Deichmann	OF	2nd	Oakland Athletics
	Cole Freeman	INF	4th	Washington Nationals
	Kramer Robertson	INF	4th	St. Louis Cardinals
	Michael Papierski	C	9th	Houston Astros
	Jared Poche'	LHP	9th	Oakland Athletics
	Hunter Kiel	RHP	18th	Chicago White Sox
	Doug Norman	RHP	25th	Cincinnati Reds

## LSU in the Major League Draft

2018	Nick Bush	LHP	8th	Colorado Rockies
	Cam Sanders	RHP	12th	Chicago Cubs
	Hunter Feduccia	C	12th	Los Angeles Dodgers
	Jake Slaughter	INF	18th	Chicago Cubs
	Antoine Duplantis	OF	19th	Cleveland Indians
	Zack Hess	RHP	34th	Atlanta Braves
2019	Zach Watson	OF	40th	Boston Red Sox
	Josh Smith	SS	2nd	New York Yankees
	Zach Watson	OF	3rd	Baltimore Orioles
	Zack Hess	RHP	7th	Detroit Tigers
	Todd Peterson	RHP	7th	Washington Nationals
	Antoine Duplantis	OF	12th	New York Mets
	Saul Garza	C	32nd	Kansas City Royals

### LSU Draft Summary

LSU players have been selected in the MLB Draft on 203 occasions (96 pitchers and 107 position players) since 1984, an average of nearly six players per season. LSU has produced 16 first-round picks in the past 31 seasons.



Ryan Schimpf debuted with the San Diego Padres in 2016.



Alex Bregman was the No. 2 overall choice in the 2016 MLB Draft.



Aaron Nola was a first-round selection in 2014.




LSU produced billboards that were displayed in Denver to recognize DJ LeMahieu's 2016 MLB batting title with the Colorado Rockies.



JaCoby Jones made his first major league appearance in 2016.





LSU's profound success in Olympic competition began in 1988, when head coach Skip Bertman and right-hander Ben McDonald helped lead the United States to the gold medal in Seoul, South Korea. Bertman served as the pitching coach of the 1988 U.S. squad, and McDonald pitched the Americans to complete-game victories over Korea and Puerto Rico. In the two wins, McDonald allowed just two earned runs in 18 innings, recording 17 strikeouts and four walks.

Reliever Rick Greene, LSU's all-time saves leader (29), continued the Tigers' Olympic tradition by pitching for the 1992 U.S. squad which competed in Barcelona, Spain. The '92 team, however, failed to advance to the medal round.

Skip Bertman served as head coach of the 1996 United States Olympic team, guiding the Americans to the bronze medal in Atlanta. LSU standouts Warren Morris (second base) and Jason Williams (shortstop) were the starting middle infielders for Team USA, which defeated Nicaragua for the bronze medal in Atlanta's Fulton County Stadium.

Morris and Williams each enjoyed a spectacular summer of 1996 which culminated in the bronze-medal triumph. Morris was Team USA's leading hitter at the Olympics, batting .409 (9-for-22) in nine games with one double, five homers, 11 RBI and 10 runs. Williams hit .367 (11-for-30) with three homers, nine RBI and 10 runs.

Team USA's '96 pre-Olympic tour was highlighted by a stop at LSU's Alex Box Stadium on June 20. The game served as a homecoming for Bertman, Morris and Williams, as the Americans defeated Australia, 11-6, before a standing-room only crowd of 6,926.

LSU right-hander Kurt Ainsworth pitched the U.S. to two wins at the 2000 Olympics in Sydney, Australia, en route to the gold medal. Ainsworth defeated Holland and Australia with a pair of dominating performances. In the victories, Ainsworth worked a total of 11.2 innings, allowing just two earned runs on 10 hits with three walks and 10 strikeouts.



**Ben McDonald**  
1988 U.S. Olympic  
Gold Medalist




**Rick Greene**  
1992 U.S. Olympian



**Skip Bertman**  
1996 U.S. Olympic  
Head Coach  
Bronze Medalist



**Warren Morris**  
1996 U.S. Olympic  
Bronze Medalist



**Jason Williams**  
1996 U.S. Olympic  
Bronze Medalist



**Kurt Ainsworth**  
2000 U.S. Olympic  
Gold Medalist

## Depth Chart

### FIRST BASE

24	Cade Beloso	L-L	6-0	236	So.
25	Hayden Travinski	R-R	6-3	228	Fr.
23	CJ Willis	L-R	6-2	193	So.

### SECOND BASE

6	Gavin Dugas	R-R	5-10	198	So.
4	Cade Doughty	R-R	6-1	201	Fr.

### SHORTSTOP

3	Hal Hughes	R-R	5-11	178	Jr.
16	Collier Cranford	R-R	6-0	186	Fr.
2	Zach Arnold	R-R	6-2	197	Fr.

### THIRD BASE

17	Zack Mathis	L-R	5-8	188	Jr.
16	Collier Cranford	R-R	6-0	186	Fr.
38	Tom Biggs	L-R	5-11	186	Fr.

### CATCHER

13	Saul Garza	R-R	6-3	227	Jr.
20	Alex Milazzo	R-R	5-10	192	Fr.
25	Hayden Travinski	R-R	6-3	228	Fr.
45	Braden Doughty	R-R	6-1	186	Jr.

### OUTFIELD (POSITIONS TBD)

8	Daniel Cabrera	L-L	6-1	196	Jr.
7	Giovanni DiGiacomo	L-L	6-1	172	So.
5	Drew Bianco	R-R	6-0	217	So.
9	Wes Touns	L-R	5-9	173	Fr.
22	Mitchell Sanford	L-R	6-2	188	Fr.
14	Mo Hampton Jr.	R-R	6-0	210	Fr.
6	Gavin Dugas	R-R	5-10	198	So.
23	CJ Willis	L-R	6-2	193	So.

### DESIGNATED HITTER

4	Cade Doughty	R-R	6-1	201	Fr.
6	Gavin Dugas	R-R	5-10	198	So.
25	Hayden Travinski	R-R	6-3	228	Fr.
23	CJ Willis	L-R	6-2	193	So.

### PROJECTED STARTING PITCHERS

18	Cole Henry	RH	6-4	211	So.
11	Landon Marceaux	RH	6-0	177	So.
26	AJ Labas	RH	6-3	223	R-So.
10	Eric Walker	RH	6-0	175	R-Jr.

### PROJECTED RELIEVERS

44	Jaden Hill	RH	6-4	233	So.
28	Devin Fontenot	RH	6-1	179	Jr.
52	Ma'Khail Hilliard	RH	6-0	150	Jr.
27	Matthew Beck	RH	6-7	233	Sr.
30	Trent Vietmeier	RH	6-3	210	Jr.
21	Nick Storz	RH	6-6	262	R-So.
32	Aaron George	RH	6-5	236	Sr.
47	Jacob Hasty	LH	6-2	219	Fr.
37	Brandon Kaminer	LH	6-2	205	Jr.
29	Chase Costello	RH	6-4	218	Fr.
46	Rye Gunter	RH	6-5	225	Fr.
57	Michael Lagarrigue	LH	5-11	187	So.

## 2020 Preseason Polls

### Collegiate Baseball (2019 Record)

1. Louisville (51-18)
2. Vanderbilt\* (59-12)
3. Texas Tech (46-20)
4. Miami, Fla. (41-20)
5. Arizona State (38-19)
6. Mississippi State\* (52-15)
7. Georgia (46-17)
8. Auburn\* (38-28)
9. Arkansas\* (46-20)
10. Michigan (50-22)
- 11. LSU (40-26)**
12. UCLA (52-11)
13. North Carolina (46-19)
14. Florida (34-26)
15. Florida State (42-23)
16. N.C. State (42-19)
17. Wake Forest (31-26)
18. Arizona (32-24)
19. Oklahoma State (40-21)
20. TCU (34-28)
21. Texas A&M\* (39-23-1)
22. Texas\* (27-27)
23. South Alabama\* (30-26)
24. Louisiana-Lafayette\* (28-31)
25. Stanford (45-14)

### D1 Baseball (2019 Record)

1. Louisville (51-18)
2. Vanderbilt\* (59-12)
3. Miami, Fla. (41-20)
4. Florida (34-26)
5. Georgia (46-17)
6. Texas Tech (46-20)
7. Arkansas\* (46-20)
8. Auburn\* (38-28)
9. Arizona State (38-19)
10. Mississippi State\* (52-15)
- 11. LSU (40-26)**
12. Florida State (42-23)
13. Michigan (50-22)
14. UCLA (52-11)
15. Duke (35-27)
16. North Carolina State (42-19)
17. Stanford (45-14)
18. Wake Forest (31-26)
19. Georgia Tech (43-19)
20. Texas A&M\* (39-23-1)
21. East Carolina (47-18)
22. Oklahoma State (40-21)
23. North Carolina (46-19)
24. Oklahoma\* (33-23)
25. Ole Miss\* (41-27)

\* - 2020 LSU Opponent





**2**  
**Zach Arnold**  
Infielder  
6-2, 197, R-R, Fr., HS  
Temecula, Calif. (Great Oak HS)

**MLB Draft: 34th Round in 2019 (Baltimore Orioles)**

Talented infielder who originally signed with Oregon, but when a coaching change was made there, he was granted a release from his national letter-of-intent ... suffered a rib injury early in LSU's fall practice session; underwent surgery to remove the rib and should be back on the field at some point in March ... has the tools to be an outstanding player and is very advanced defensively ... will continue to make strides offensively, and as he adds strength to his athletic frame, he will hit the ball with authority ... selected by the Baltimore Orioles in the 34th round of the 2019 MLB Draft.

## Prior to LSU

A three-year letterman in baseball at Great Oak High School in Temecula, Calif., where he helped led the team to the 2019 CIF Division 3 Championship ... played in the summer of 2019 in the Northern California Collegiate League as a member of the Lincoln Pottery; through games of July 28, he was batting .308 with one triple, two doubles, four homers, seven steals and 18 RBI ... batted .406 in his high school career at Great Oak with 11 doubles, nine triples, seven homers, 33 RBI and 23 steals ... voted 2019 California All-State infielder for medium-sized high schools ... a two-time All-League shortstop (2018, 2019) ... voted a 2019 Division 3 All-CIF Infielder.

## Personal

Full name is Zachary John Arnold ... parents are John and Denise Arnold ... dad works as a sales director ... has one older sister, Alyssa ... on attending LSU: "There is no other place in the country like LSU when it comes to the people and the atmosphere around the university" ... majoring in general business at LSU ... born June 13, 2001, in Temecula, Calif.



**27**  
**Matthew Beck**  
RH Pitcher  
6-7, 233, R-R, Sr., 3L  
Alexandria, La. (Alexandria HS)

**2019 SEC Academic Honor Roll**

**2018 SEC Academic Honor Roll**

Excellent pitcher with a fastball that sits in the 90 mph range ... has fired significant relief innings for the Tigers for the past three seasons, and should be a major contributor on the mound again this season ... was superb on the mound in the summer of 2018 for the Acadiana Cane Cutters of the Texas Collegiate League, recording a 2.27 ERA in seven starts with 47 strikeouts in 31.2 innings ... as a high school senior, chose to play baseball at LSU over continuing his football career at a number of Division I football programs as a quarterback ... a member of the 2019 and 2018 Southeastern Conference Academic Honor Roll as a finance major.

## 2019 Season

Made 27 relief appearances on the mound, posting a 3-0 record and 2.05 ERA with 39 strikeouts in 44 innings ... limited opponents to a .195 batting average ... worked 10.1 straight shutout innings in his last six appearances of the season with four walks and nine strikeouts ... made four appearances in LSU postseason games (SEC & NCAA), and allowed no runs on five hits in 6.1 innings with two walks and six strikeouts ... 1-0 with a 2.50 ERA in SEC regular-season games, working 18 innings in nine appearances with 14 strikeouts ... recorded a critical strikeout in NCAA Baton Rouge Regional championship game (June 2), fanning Southern Miss clean-up hitter Matt Wallner in the top of the fifth inning with two outs and the bases loaded ... LSU trailed at the time, 4-3, and the Tigers came back to claim a 6-4 win ... excellent relief effort vs. Mississippi State in SEC Tournament (May 22), firing four shutout innings with three hits, no walks and three strikeouts ... earned relief win on May 14 vs. New Orleans, firing two shutout innings with two strikeouts ... from March 2 through April 6, pitched 18 straight innings (10 appearances) without giving up an earned run, allowing just six hits with 15 strikeouts ... made two appearances in Ole Miss series (May 4-5), allowing one run on two hits in two innings with no walks and three Ks ...

pitched 2.2 relief innings at Alabama (April 28), limiting the Tide to one run on one hit ... worked three innings vs. Texas A&M (April 6), allowing no earned runs with two hits, no walks and two strikeouts ... earned a relief win in Game 3 of the Kentucky series (March 17), blanking the Wildcats over 2.1 innings with no hits, one walk and three strikeouts.

## 2018 Season

Appeared in 23 games (two starts), recording a 4-1 mark and a 3.67 ERA in 34.1 innings with 23 walks and 45 strikeouts ... LSU's starting pitcher in the Tigers NCAA Regional win over Northwestern State (June 3); Beck worked three innings and allowed one earned run on two hits with one walk and three strikeouts ... posted a win as a starter over Florida in the SEC Tournament (May 25), working four shutout innings in the seven-inning game with three hits, four walks and three strikeouts; the four innings pitched represented a career high ... posted win as a starter on May 15 versus Northwestern State, firing three shutout innings with two hits, one walk and a career-high six strikeouts ... earned his first career save on May 6 versus Arkansas, firing three scoreless innings and limiting the Razorbacks to no hits with one walk and three strikeouts in a 7-5 LSU win ... pitched two scoreless innings on April 15 versus Tennessee, allowing no hits with two walks and three strikeouts ... fired 1.2 scoreless innings versus UL-Lafayette (March 27) with no hits, no walks and two strikeouts ... worked two scoreless innings versus Hawaii on March 10, allowing one hit with three strikeouts ... posted five strikeouts versus Notre Dame (Feb. 16), as he fired 2.2 scoreless innings with one hit and no walks.

## 2017 Season

Made 20 appearances (two starts) on the mound, posting a 1-0 mark and a 3.65 ERA in 24.2 innings with 11 walks, 21 strikeouts and a .167 opponent batting average ... began the season with 11 straight scoreless innings before allowing his first run versus Texas A&M on March 30 ... worked 1.2 scoreless innings versus Northwestern State (May 16), allowing one hit with one walk and a season-high three strikeouts ... fired a perfect ninth inning to close out an 8-2 win over Alabama (April 27), recording two strikeouts ... recorded two scoreless innings in his first career collegiate start vs. Louisiana-Lafayette (April 11), allowing one hit with no walks and two strikeouts ... threw 1.1 scoreless innings at Florida (March 26), allowing no hits and no walks with one strikeout ... fired 1.2 scoreless innings versus Southeastern La. (March 22) with no hits, no walks and two strikeouts ... made two appearances in the Georgia series (March 17 and 19), working a combined three shutout innings with no hits, one walk and one strikeout ... pitched 2.1 shutout innings vs. New Orleans (March 15), allowing just one hit with one walk and two strikeouts.

## Prior to LSU

A three-year starter at pitcher, third base and shortstop at Alexandria Senior High School ... collected 225 strikeouts on the mound in 128 innings during his career at Alexandria Senior High ... was ranked as the No. 8 college prospect in the state of Louisiana ... voted the District Pitcher of the Year in 2016 and was a three-time All-State, All-District and All-Central Louisiana selection ... posted a 4-2 record in his senior year with a 2.10 ERA and 87 strikeouts in 56 innings; also batted .427 on the year ... named All-State at quarterback for the Alexandria High football team, throwing for over 3,300 yards and 40 TDs in 2015 ... the All-Central Louisiana MVP in both football and baseball in 2015-16 ... graduated in the National Honor Society with a 4.0 GPA

## Personal

Full name is Matthew Coates Beck ... parents are Rick and Debbie Beck ... father is in sales; mother, who attended LSU, is a teacher at Alexandria Senior High School ... has one younger brother, Michael ... on attending LSU - "It was the only thing I imagined myself doing growing up, and it's a great place for my family to be" ... majoring in finance at LSU ... born February 16, 1998, in Alexandria, La.

## Beck's LSU Career Stats

Year	ERA	W-L	App	GS	C	SHO/CBO	SV	IP	H	R	ER	BB	SO	2B	3B	HR	BF	B/Avg	WP	HBP	BK	SFA	SHA
2017...	3.65	1-0	20	2	0	0/0	0	24.2	14	11	10	11	21	4	0	3	100	.167	2	3	0	0	1
2018...	3.67	4-1	23	2	0	0/2	1	34.1	25	15	14	23	45	1	1	2	159	.195	2	6	0	0	2
2019...	2.05	3-0	27	0	0	0/1	0	44.0	30	13	10	25	39	4	1	2	189	.195	4	4	0	2	4
TOTAL...	2.97	8-1	70	4	0	0/3	1	103.0	69	39	34	59	105	9	2	7	448	.189	8	13	0	2	7

## Beck's LSU Career Highs

Innings:	4.0 vs. Florida (5/25/18); vs. Mississippi State (5/22/19)
Strikeouts:	6 vs. Northwestern State (5/15/18)
Hits Allowed:	5 vs. Lamar (4/18/17)
Runs:	5 at Ole Miss (4/26/18)
Earned Runs:	5 at Ole Miss (4/26/18)
Walks:	4 vs. Florida (5/25/18)



**24**  
**Cade Beloso**  
First Baseman  
6-0, 236, L-L, So., 1L  
River Ridge, La. (John Curtis HS)

**2019 NCAA Regional All-Tournament Team**  
**2019 SEC First-Year Academic Honor Roll**  
**2019 Honorable Mention All-Louisiana**

A left-handed throwing, left-handed hitting first baseman with power ... enjoyed a solid freshman year as LSU's starting first baseman in 2019 ... was named the 2018 Louisiana Player of the Year after leading John Curtis High School to the state championship ... powerfully-built slugger who has great bat control and rarely strikes out ... a member of the 2019 SEC First-Year Academic Honor Roll as a sport administration major.

## 2019 Season

Played in 62 games (58 starts), batting .279 (61-for-219) with three doubles, 10 homers, 52 RBI and 30 runs ... started 44 games at first base and 14 games at designated hitter ... batted .344 (21-for-61) with runners in scoring position ... named to the NCAA Baton Rouge Regional All-Tournament team after hitting .375 (3-for-8) with one homer and three RBI ... 5-for-15 (.333) in SEC Tournament with four RBI ... 4-for-10 in Auburn series (May 16-18) with one homer, four RBI and two runs scored ... recorded his second two-homer game of the season on May 5 versus Ole Miss, as he launched two solo shots ... collected five hits in Florida series (April 18-20) with two doubles, one homer and five RBI ... tied his career high with four RBI vs. UL Lafayette (April 16); delivered a three-run homer and an RBI single ... hit .455 (5-for-11) in the Texas A&M series (April 5-6) with two RBI ... blasted a two-run homer in the bottom of the sixth inning of a seven-inning game versus California (March 9) to provide the winning 5-4 margin ... the dinger was the second of the game for Beloso, who also launched a solo shot ... launched a three-run, walk-off homer in the bottom of the ninth inning to lift LSU to a 6-5 win over Army (Feb. 16).

## Prior to LSU

A four-year letterman in baseball, playing his first two years at Richmond Foster High School in Richmond, Texas, before transferring to John Curtis Christian School in River Ridge, La., where he helped led the team to back-to-back Division I Louisiana State Championships ... played in the summer of 2018 in the Great Lakes Collegiate League as a member of the Lima (Ohio) Locos, batting .320 with 12 doubles, four homers, 30 RBI and 32 runs scored; was voted to the GLCL All-Star team and named the No. 4 prospect in the league by Baseball America ... batted .489 in 2018 at John Curtis High School with seven doubles, three triples, 13 homers, 38 RBI and five steals ... also pitched 14 innings, and posted a 2-1 record, adding four saves with a 3.00 ERA and 17 strikeouts ... batted .420 in 2017 at John Curtis with 19 doubles, eight homers and 39 RBI ... on the mound he compiled a 4-0 record, adding four saves in 10 pitching appearances with a 1.07 ERA with 20 strikeouts ... voted 2018 All State MVP, Louisiana's Mr. Baseball and Louisiana Gatorade Baseball Player of the Year ... two-time New Orleans Advocate and Times Picayune All-Metro Player of the Year (2017 & 2018) ... named District 23-5A Freshman Player of the Year in 2015 and All-Houston Metro 5A -1st Team in 2015 and 2016 ...earned All-America honors from Rawlings Sports, Perfect Game, Baseball America, Prep Baseball Report, Collegiate Baseball and Max Preps ... also a two-year letterman in football and was a member the 2018 Louisiana State runners-up football team at John Curtis, where he played outside linebacker.

## Personal

Full name is Cade Allen Beloso ... parents are Rodney and Tiffany Beloso ... has one older brother, Chase, who played college baseball at UNC Pembroke and Wake Tech Community College ... on choosing to attend LSU: "one of my dreams growing up since I was eight or nine years old was to play baseball at LSU." ... majoring in sport administration at LSU ... born on June 29, 2000, in Metairie, La.

## Beloso's LSU Career Stats

Year	Avg	GP	GS	AB	R	H	2B	3B	HR	RBI	TB	SLG%	BB	HBP	SO	GDP	OB%	SF	SH	SB-ATT	PO	A	E	FLD%
2019...	.279	62	58	219	30	61	3	0	10	52	94	.429	19	5	41	6	.339	8	0	1-2	338	23	4	.989

## Beloso's LSU Career Highs

At-Bats: 6 vs. Ole Miss (5/5/19)  
Hits: 3 seven times; more recently vs. South Carolina (5/21/19)  
Runs Scored: 3 vs. Ole Miss (5/5/19)  
Doubles: 1 three times; most recently vs. Florida (4/19/19)  
Triples: none  
Home Runs: 2 vs. California (3/9/19); vs. Ole Miss (5/5/19)  
RBI: 4 vs. Southern (2/27/19); vs. UL-Lafayette (4/16/19)



**5**  
**Drew Bianco**  
Outfielder  
6-0, 217, R-R, So., 1L  
Oxford, Miss. (Oxford HS)

The definition of a gritty, hard-nosed ballplayer who plays the game with great enthusiasm ... swings the bat with authority and should deliver many extra base hits for the Tigers ... had a reputation of being the ultimate competitor in high school while playing participating in three different sports ... the son of former LSU player and assistant coach and current Ole Miss head coach Mike Bianco.

## 2019 Season

Played in 39 games (16 starts), batting .176 (12-for-68) with three doubles, three homers, 14 RBI and 16 runs ... started in six games at first base, five games at designated hitter, four games at third base and one game at second base ... scored game-winning run from second base on a wild pitch and error versus Auburn in SEC Tournament (May 23), giving LSU a walk-off victory in the bottom of the ninth inning ... in his first plate appearance against his Dad's (Ole Miss coach Mike Bianco) team (May 3), Drew launched a pinch-hit solo homer in the bottom of the eighth inning of LSU's 8-3 win ... during a nine-game stretch from April 18-May 7, batted .350 (7-for-20) with two doubles, two homers, seven RBI and eight runs scored ... 2-for-3 with a homer, three RBI and two runs versus Lamar (April 23) ... belted his first career collegiate home run on February 17 versus Air Force.

## Prior to LSU

A four-time all-state selection at Oxford High School, where he led his team to two state championships ... voted the 2018 Player of the Year in Class 5A ... batted .409 in 2018 with seven doubles, one triple, six homers, 24 RBI, 31 runs scored and a .554 on-base percentage ... posted a four-year career batting average of .352 in 138 games with 33 doubles, three triples, 20 homers, 147 runs and 100 RBI ... graduated from Oxford High School with honors ... also played football (running back) and basketball at Oxford High ... played in the summer of 2018 for the Danville (Ill.) Dans in the Prospect League, a collegiate summer league where he produced 11 doubles, three triples, five homers, 24 RBI, 10 steals and 30 runs scored.

## Personal

Full name is Andrew Joseph Bianco ... son of Mike and Camie Bianco ... Mike Bianco is the head baseball coach at Ole Miss, and he played at LSU as a catcher from 1988-89 and worked as an LSU assistant coach from 1993-97 ... has two older brothers, Michael and Ben, one younger brother, Sam, and one younger sister, Catherine ... brother, Ben, is currently a baseball player at the University of Louisville ... majoring in sociology at LSU ... born October 18, 1999, in Lake Charles, La.

## Bianco's LSU Career Stats

Year	Avg	GP	GS	AB	R	H	2B	3B	HR	RBI	TB	SLG%	BB	HBP	SO	GDP	OB%	SF	H	SB-ATT	PO	A	E	FLD%
2019...	.176	39	16	68	16	12	3	0	3	14	24	.353	7	12	23	0	.348	2	2	1-1	51	15	4	.943

## Bianco's LSU Career Highs

At-Bats: 6 vs. Air Force (2/17/19)  
Hits: 2 vs. Lamar (4/23/19)  
Runs Scored: 2 three times; most recently vs. Lamar (4/23/19)  
Doubles: 1 three times; most recently at Alabama (4/26/19)  
Triples: none  
Home Runs: 1 three times; most recently vs. Ole Miss (5/3/19)  
RBI: 3 vs. Lamar (4/23/19)



**38**  
**Tom Biggs**  
Infielder  
5-11, 186, L-R, Fr., HS  
West Monroe, La. (West Monroe HS)

Versatile utility player who can play every position on the field, including pitcher and catcher ... unselfish teammate who will play wherever he is needed and be effective at any position ... has the skill set to succeed both at the plate and on defense.

## Prior to LSU

Batted .413 as a senior at West Monroe High School with 16 doubles, nine triples and five homers ... a two-time LHSAA All-State Honorable Mention selection ... earned All-



District honors in each of his four high school seasons ... a four-time First-Team All-Northeast Louisiana selection ... named First-Team All-Parish in each of his four high school seasons ... a four-time All-Region Team selection ... voted a 2019 Preseason All American by Under Armour and by Rawlings.

## Personal

Full name is Tommy Wayne Biggs ... parents are Billy and Jane Biggs ... dad works as a school assistant principal and mom works as a school principal ... has one older sister, Katie ... on attending LSU: "Growing up playing baseball in Louisiana, it's every kid's dream to play baseball at LSU, and thankfully God blessed me with an opportunity to represent my state and the best college in America" ... majoring in sport administration at LSU ... born May 15, 2000, in Monroe, La.



8

**Daniel Cabrera**

Outfielder

6-1, 196, L-L, Jr., 2L

Baton Rouge, La. (Parkview Baptist HS)

**2018 U.S. Collegiate National Team Member**

**2018 Freshman All-American (NCBWA, Perfect Game, D1 Baseball, Collegiate Baseball, Baseball America)**

**2018 Freshman All-SEC**

**SEC Freshman of the Week (May 14, 2018)**

**2018 Louisiana Freshman of the Year**

**MLB Draft: 26th Round in 2017 (San Diego Padres)**

A very developed hitter who rarely strikes out and hits the ball with authority... an outstanding defensive outfielder that possesses a strong and accurate arm ... the Tigers' primary leftfielder for the past two seasons, he will start in right field in 2020 ... made an immediate impact upon the LSU lineup in 2018, earning Freshman All-America and Freshman All-SEC recognition ... batted .300 in 14 games in the summer of 2018 with the U.S. Collegiate National Team with one double, a team-high two homers and six RBI ... will wear jersey No. 8 in 2020, the number that is given to the LSU upperclassman who best epitomizes leadership in the Tigers' program ... wore jersey No. 2 in his first two seasons at LSU ... named to the Cape Cod League All-Star Team in the summer of 2019 as a member of the Harwich (Mass.) Mariners, posting five doubles, one triple, two homers and 14 RBI.

## 2019 Season

Played in 59 games (58 starts in left field, 1 at DH), batting .284 (64-for-225) with 12 doubles, two triples, 12 homers, 50 RBI and 40 runs ... collected six doubles, one triple, seven homers, 25 RBI and 18 runs in 26 SEC regular-season games ... batted .364 (4-for-11) in NCAA Baton Rouge Regional with one double and five runs scored ... launched a pair of solo homers on May 9 at Arkansas, marking his second two-homer game of the season ... belted a three-run homer in the bottom of the eighth inning versus Ole Miss (May 3), extending LSU's lead from 4-3 to 7-3 in an eventual 8-3 win for the Tigers ... batted .429 (6-for-14) in Florida series (April 18-20) with one double, one triple, one homer and six RBI ... provided the game-winning walk-off double in the bottom of the 10th inning on March 20 to lift LSU to a 5-4 victory over Nicholls ... 5-for-12 in Kentucky series (March 16-17) with one double and three RBI ... 3-for-4 with a double, a triple, one RBI and three runs scored versus Texas Southern (March 13) ... 3-for-4 with two homers and five RBI in LSU's season-opening win over UL-Monroe (Feb. 15).

## 2018 Season

Played in 63 games (58 starts), batting .315 (69-for-219) with 18 doubles, two triples, eight homers, 54 RBI and 38 runs ... started 34 games in left field, five games in right field and 19 games at DH ... hit .342 (26-for-76) with runners in scoring position ... batted .324 (33-for-102) in SEC regular-season games with six doubles, two triples, five homers, 27 RBI and 17 runs ... ranked seventh in the SEC in doubles with 18 and eighth in the league in RBI with 54 ... posted a 12-game hitting streak – LSU's second-longest of the season – from May 9 through May 25 ... batted .320 in the SEC Tournament with two doubles, five RBI and three runs ... named SEC Freshman of the Week on May 14 after he enjoyed an incredible week in leading LSU to three wins in four games, including an SEC series victory over Alabama ... Cabrera hit .769 (10-for-13) in four games (May 9-13) with two doubles, one triple, two homers and 10 RBI ... in the Tigers' series victory over Alabama (May 11-13), he hit .700 (7-for-10) with two doubles, one triple, one homer and six RBI ... blasted a three-run homer and was 3-for-4 at the plate with a career-best four RBI in win over McNeese (May 9) ... launched a three-run walk-off homer in the bottom of the ninth inning to cap a six-run frame and give the Tigers a 9-7 win over Tennessee on April 15 ... 2-for-4 with a double and a two-run homer in LSU's 4-0 win over Mississippi State on March 31 ... 2-for-3 with a triple,

one RBI and two runs in March 24 win at Vanderbilt ... in LSU's 10-4 win over Tulane on March 21, Cabrera collected a career-high four hits – including two doubles – scored three runs and posted one RBI ... 3-for-4 with two doubles on March 9 vs. Hawaii ... 2-for-5 with a double and three RBI in February 23 win over Texas.

## Prior to LSU

Rated the No. 82 prospect in the 2017 MLB Draft by Baseball America and named the top player in Louisiana by Max Preps ... played in the summer of 2017 in the Cal Ripken League – a collegiate summer league – for the Gaithersburg (Md.) Giants, and he batted .339 (38-for-107) with seven doubles, three homers, 21 RBI, 22 runs and 11 stolen bases ... was voted Baseball America's No. 2 pro prospect in the Cal Ripken League ... earned 2017 first-team all-state recognition, batting .510 on the year at Parkview Baptist High School with 25 RBI ... played his first three high school seasons at John Curtis HS in River Ridge, La., where he was named the Outstanding Player in the New Orleans Metro Area in 2015 and 2016 ... batted .393 in 2016 at John Curtis with 13 doubles, one triple, three homers, 20 RBI and 21 runs; also pitched 23 innings, recording 36 strikeouts and a 1.22 ERA.

## Personal

Full name is Daniel Reed Cabrera ... parents are Lenny and Nancy Cabrera ... majoring in interdisciplinary studies at LSU... born September 5, 1998.

## Cabrera's LSU Career Stats

Year	Avg	GP	GS	AB	R	H	2B	3B	HR	RBI	TB	SLG%	BB	HBP	SO	GDP	OB%	SF	SH	SB-ATT	PO	A	E	FLD%
2018...	.315	63	58	219	38	69	18	2	8	54	115	.525	34	1	36	6	.405	3	0	2-4	74	3	1	.987
2019...	.284	59	59	225	40	64	12	2	12	50	116	.516	24	4	54	3	.359	3	0	1-1	102	1	4	.963
TOTAL...	.300	122	117	444	78	133	30	4	20	104	231	.520	58	5	90	9	.382	6	0	3-5	176	4	5	.973

## Cabrera's LSU Career Highs

At-Bats:	8 vs. Mississippi State (5/22/19)
Hits:	4 vs. Tulane (3/21/18)
Runs Scored:	3 vs. Tulane (3/21/18); vs. Texas Southern (3/13/19)
Doubles:	2 two times; most recently vs. Tulane (3/21/18)
Triples:	1 four times; most recently vs. Florida (4/18/19)
Home Runs:	2 vs. UL-Monroe (2/15/19); at Arkansas (5/9/19)
RBI:	5 vs. UL-Monroe (2/15/19)



29

**Chase Costello**

RH Pitcher

6-4, 218, R-R, So., 1L

Pompano Beach, Fla. (Pompano Beach HS)

A very athletic pitcher with a high 80s to low 90s fastball ... has good arm-side life and a solid late slider with depth for his put-away pitch ... brings an excellent mound demeanor and competitiveness to the pitching staff.

## 2019 Season

Appeared in 14 games (one start), posting an 0-1 mark and an 8.84 ERA with 10 strikeouts in 19.1 innings ... pitched a shutout inning in LSU's NCAA Regional win over Stony Brook (May 31), allowing one hit ... worked two scoreless innings in SEC Tournament versus Mississippi State (May 24), allowing one hit with one strikeout ... recorded a season-high three strikeouts in two innings of work versus Nicholls (March 20).

## Prior to LSU

Ranked as the No. 62 right-handed pitching prospect in the nation, and ranked No. 13 among RHP in the state of Florida ... rated No. 44 by Baseball America among Top MLB Prospects in the state of Florida and rated No. 289 nationally ... named a 2018 Rawlings Perfect Game 1st Team All American in the state of Florida ... a 2018 Sun Sentinel All-County selection and a 2018 Miami Herald All-County selection ... recorded 46 strikeouts in 37 innings as a senior in 2018, posting a 2.27 ERA ... also batted .324 with four doubles, one triple, one homer and 12 RBI ... pitched his team to back-to-back district title wins in 2017 and 2016, marking the first district titles in Pompano Beach High School history.

## Personal

Full name is Chase Anthony Costello ... parents are Vincent and Anissa Costello ... Vincent Costello played baseball at LSU as an outfielder in 1984 and 1985 ... has one older brother, Vinnie, and one younger sister, Gabriella ... cites the "great coaching staff, environment, school and tradition" as factors in his decision to attend LSU ... majoring in sport administration at LSU ... born April 13, 2000, in Pompano Beach, Fla.

## Costello's LSU Career Stats

Year	ERA	W-L	App	GS	CG	SHO/CBO	SV	IP	H	R	ER	BB	SO	2B	3B	HR	BF	B/Avg	WP	HBP	BK	SFA	SHA
2019	8.84	0-1	14	1	0	0/0	0	19.1	26	20	12	10	4	0	2	93	333	1	0	0	2	1	

## Player Profiles

### Costello's LSU Career Highs

Innings:	2.0 five times; most recently vs. Mississippi State (5/24/19)
Strikeouts:	3 vs. Nicholls (3/20/19)
Hits Allowed:	6 vs. Florida (4/18/19)
Runs:	4 three times; most recently vs. Louisiana Tech (5/7/19)
Earned Runs:	4 twice; most recently vs. Florida (4/18/19)
Walks:	3 twice; most recently vs. UL-Lafayette (4/16/19)



**7**  
**Giovanni DiGiacomo**  
Outfielder  
6-1, 172, L-L, So., 1L  
Naples, Fla. (Canterbury HS)


Talented player who missed most of his high school senior season due to an arm injury that required Tommy John surgery, but should be able to compete at full speed this spring ... very athletic infielder with good feet, good hands and a strong arm ... extremely intelligent young man who actually entered college early, as he could have been a 2020 high school graduate.

### Prior to LSU

Three-year letterman at Zachary (La.) High School ... rated as the No. 256 prospect in the nation by Prep Baseball Report ... helped lead Zachary to district titles in 2017, 2018 and 2019 ... voted 2018 first-team all-district and first-team all-metro ... batted .394 in 2018 with 13 doubles, five triples, five homers, 32 runs scored and 18 stolen bases ... batted .453 in 2019 with one home run before undergoing Tommy John surgery ... graduated summa cum laude from Zachary High School with a 4.2 GPA.

### Personal

Full name is Collier Ray Cranford ... parents are Keith and Rene Cranford ... dad is a homeland security consultant and mom is a court reporter ... has one older sister, Bailey, who is enrolled in the LSU Law School ... on attending LSU: "LSU is home for me, I grew up 30 minutes away. I came to games when I was younger and always dreamed of being a Tiger. At the end of the day, I feel as if I had no choice but to come to LSU" ... majoring in kinesiology at LSU ... born June 13, 2001, in Baton Rouge, La.



**16**  
**Collier Cranford**  
Infielder  
6-0, 186, R-R, Fr., HS  
Jackson, La. (Zachary HS)

### 2019 SEC First-Year Academic Honor Roll

### MLB Draft: 29th Round in 2018 (Pittsburgh Pirates)

A speedy, left-handed outfielder that can cover a lot of ground and make a big impact as an offensive player ... has tremendous speed and instincts in the outfield and will make his mark defensively by making highlight-reel catches ... should develop into a table-setter type offensive player with some power ... a member of the 2019 SEC First-Year Academic Honor Roll as a civil engineering major.

### 2019 Season

Played in 53 games (33 starts), batting .275 (38-for-138) with three doubles, one triple, one homer, 15 RBI, 31 runs and six stolen bases ... started 17 games at DH, eight in left field, six in center field and two in right field ... posted an 11-game hit streak from March 16-April 3; batted .333 (13-for-39) in that span with one double, six RBI and seven runs ... ignited LSU's two-run rally in the bottom of the ninth inning of SEC Tournament walk-off win vs. Auburn (May 23) ... led off the ninth with a single with LSU trailing 3-2; he later scored the tying run on a wild pitch and the winning run followed immediately on an error during the same play ... collected three RBI in SEC Tournament game versus Mississippi State (May 22) with a two-run homer and a sacrifice fly ... batted .385 (5-for-13) in the Florida series (April 18-20) with one doubles, one RBI and two runs scored ... drew a bases-loaded walk in the bottom of the 12th inning vs. Kentucky (March 16) to give LSU a 2-1 walk-off win ... delivered a two-out single in the bottom of the ninth inning on March 8 versus California, keeping an LSU rally alive with the Tigers trailing, 3-2 ... later scored the winning walk-off run on shortstop Josh Smith's RBI single.

### Prior to LSU

Selected in the 29th round of the 2018 MLB Draft by the Pittsburgh Pirates ... played in the summer of 2018 for the Gaithersburg (Md.) Giants in the Cal Ripken Collegiate League, producing two doubles, one triple, five RBI and 14 runs scored. ... batted .378 in 2018 as a senior at Canterbury High School in Fort Myers, Fla., with six homers, 31 RBI and 25 runs scored ... batted a cumulative .440 in his junior and senior seasons at Canterbury High with 11 doubles, four triples, nine homers, 67 RBI and 19 stolen bases ... helped lead Canterbury High to state championships in 2017 and 2018 and was voted the 2018 Class 3A Player of the Year ... earned 2018 and 2017 All-America, All-Area and All-Regional recognition ... played his first two high school seasons at Naples (Fla.) HS, batting a cumulative .384 with six doubles, four triples, one homer, 38 RBI and 16 stolen bases ... also played football and ran track during his junior and senior seasons at Canterbury HS.

### Personal

Full name is Giovanni Elijah DiGiacomo ... majoring in microbiology at LSU ... born May 18, 2000.

### DiGiacomo's LSU Career Stats

Year	Avg	GP-GS	AB	R	H	2B	3B	HR	RBI	TB	SLG%	BB	HBP	SO	GDP	OB%	SF	SH	SB-ATT	PO	A	E	FLD%
2019...	.275	53-33	138	31	38	3	1	1	15	46	.333	22	2	46	1	.376	3	1	6-8	40	0	0	1.000

### DiGiacomo's LSU Career Highs

At-Bats:	6 vs. Mississippi State (5/22/19)
Hits:	2 eight times; most recently vs. Mississippi State (5/2/19)
Runs Scored:	3 vs. Bryant (2/22/19)
Doubles:	1 three times; most recently vs. Florida (4/20/19)
Triples:	1 vs. Texas A&M (4/6/19)
Home Runs:	1 vs. Mississippi State (5/22/19)
RBI:	3 vs. Mississippi State (5/22/19)



**45**  
**Braden Doughty**  
Catcher  
6-1, 186, R-R, Jr., 2L  
Denham Springs, La. (Denham Springs HS)

Second-generation LSU player that has the potential to be a very valuable catcher for the LSU program ... very good defensive catcher who has great leadership skills ... a very unselfish and team-oriented player who will do anything to help make the Tigers into a championship team ... produced two doubles and eight RBI in the summer of 2018 for the Lima (Ohio) Locos in the Great Lakes Collegiate League ... son of Richard Doughty, who lettered at LSU as a catcher in 1989, and older brother of Cade Doughty, a current freshman infielder at LSU.

### 2019 Season

Appeared in 16 games as a reserve catcher with one hit, two runs and three walks in a total of 16 plate appearances ... first collegiate hit was a single versus Air Force on February 17.

### 2018 Season

Appeared in 15 games as a reserve catcher with two walks and two hit-by-pitches in a total of seven plate appearances.

### Prior to LSU

An all-metro, two-time all-district and two-time all-parish selection at Denham Springs High School ... named to the Perfect Game all-Southeast honorable mention squad ... batted .305 in 2017 with 36 hits, six doubles, one triple, one homer and 30 RBI ... led Denham Springs HS in 2017 in RBI, home runs and doubles ... was second on the team in batting average, second in runs scored and second in slugging percentage ... a 2015 and 2016 Perfect Game all-tournament selection.

### Personal

Full name is Braden Joshua Doughty ... parents are Richard and Jennifer Doughty ... father was a catcher on the 1989 LSU team that advanced to the College World Series ... has four siblings, one older and three younger ... majoring in sport administration at LSU ... born September 4, 1998, in Baton Rouge, La.

### Doughty's LSU Career Stats

Year	Avg	GP-GS	AB	R	H	2B	3B	HR	RBI	TB	SLG%	BB	HBP	SO	GDP	OB%	SF	SH	SB-ATT	PO	A	E	FLD%
2018...	.000	15-0	3	2	0	0	0	0	0	0	.000	2	2	2	0	.571	0	0	0-0	16	1	1	.944
2019...	.077	16-0	13	2	1	0	0	0	1	.077	.333	3	0	8	0	.250	0	0	0-0	42	2	0	1.000
TOTAL...	.063	31-0	16	4	1	0	0	0	1	.063	.333	5	2	10	0	.348	0	0	0-0	58	3	1	.984





4

## Cade Doughty

Infielder

6-1, 201, R-R, Fr., HS

Denham Springs, La. (Denham Springs HS)

### MLB Draft: 39th Round in 2019 (Detroit Tigers)

Has the tools to be an all-around player in every phase of the game - on defense, with the bat, and running the bases ... clearly was one of the best players in the country in the past recruiting year ... a hard-nosed player with a high level of competitiveness and grit ... made the All-Star team in the summer of 2019 in the Cal Ripken Collegiate League as a graduated high school senior, which is very rare ... his power is continuing to develop and combines with outstanding bat control skills ... selected in the 39th round of the 2019 MLB Draft by the Detroit Tigers.

### Prior to LSU

Ranked as the No. 35 player in the nation by Prep Baseball Report and the No. 42 player in the nation by Perfect Game ... voted the 2019 Louisiana Gatorade Player of the Year and a 2019 Collegiate Baseball All-American ... has international experience with the Team USA 18U, 17U and 15U teams; played in the World Baseball Classic in Japan in 2017 ... batted .505 in his senior season at Denham Springs High with 48 hits, six homers, 10 doubles, four triples, 27 RBI, 38 runs scored and 15 stolen bases ... also pitched as a senior and recorded two wins and three saves with a 1.17 ERA ... a .418 career hitter in high school with 179 hits, 42 doubles, 14 triples, nine homers, 133 runs, 105 RBI and 65 stolen bases ... a 2019 and 2018 Preseason All-America selection by Perfect Game and by Collegiate Baseball ... voted first-team All-State, All-Metro, All-Parish and All-District at shortstop in his sophomore, junior and senior years ... earned first-team All-Metro, All-Parish and All-District honors as a centerfielder in his freshman season ... the 2019 and 2017 district outstanding offensive player and the 2018 Gold Glove winner for the district ... voted the 2018 MVP in Livingston Parish ... also played football in high school as a wide receiver.

### Personal

Full name is Cade Joseph Doughty ... parents are Richard and Jennifer Doughty, both LSU graduates ... Cade is the brother of LSU junior catcher Braden Doughty and the son of former LSU catcher Richard Doughty, who played for the Tigers in 1989 ... Richard Doughty now works as a healthcare executive ... has three other siblings - Bryce, Wesley and Gracie ... Bryce Doughty is a former member of the LSU Tiger Band who is now serving in the U.S. Coast Guard ... great-grandfather, Frank Doughty, is an LSU graduate who played basketball for the Tigers in 1937 ... all four of Cade's grandparents are also LSU grads ... on attending LSU: "It has always been my dream to play baseball at LSU. I'm excited to be a fourth-generation LSU student and a third-generation LSU baseball player" ... majoring in sport administration at LSU ... born March 26, 2001, in Baton Rouge, La.



6

## Gavin Dugas

Infielder

5-10, 198, R-R, So., 1L

Houma, La. (Houma Christian HS)

Very talented player who swings the bat with consistency and pop ... enjoyed an outstanding summer of 2018 in a collegiate wood-bat league prior to enrolling at LSU and has shown he can handle college pitching.

### 2019 Season

Played in 19 games (10 starts), batting .186 (8-for-43) with two doubles, one run and six RBI ... missed two months of the season from late February until late April with a thumb injury ... started seven games at second base, two at designated hitter and one at first base ... started at second base for Games 2 and 3 at Alabama (April 27-28), and he delivered three hits in the series, including a two-out, two-run single to highlight LSU's three-run rally in the third inning of the Game 3 win.

### Prior to LSU

Earned 2018 All-America recognition from Rawlings ... earned 2018 first-team all-state recognition at Houma Christian High School, batting .452 in his senior season with 33 hits, 34 RBI, 10 home runs and 46 runs ... a four time all-district selection and two-time district Most Valuable Player at Houma Christian High School ... and

honors graduate and member of the National Honor Society ... played in the summer of 2018 in the Prospect League - a collegiate summer league - for the Danville (Ill.) Dans, batting .331 with six doubles, two triples, three homers, 23 RBI, 28 runs and 28 stolen bases.

### Personal

Full name is Gavin Joseph Dugas ... parents are Gabe and Glenna Dugas ... has one older brother, Blake ... says it was his "childhood dream to play at LSU in front of the best fans in the country!" ... majoring in sport administration at LSU ... born May 19, 2000, in Houma, La.

### Dugas' LSU Career Stats

Year	Avg	GP-GS	AB	R	H	2B	3B	HR	RBI	TB	SLG%	BB	HBP	SO	GDP	OB%	SF	SH	SB-ATT	PO	A	E	FLD%
2019...	.186	19-10	43	1	8	2	0	0	6	10	.233	5	0	13	1	.265	1	0	1-1	25	15	0	1.000

### Dugas' LSU Career Highs

At-Bats:	6 vs. Ole Miss (5/5/19)
Hits:	2 at Alabama (4/27/19); 2 vs. Ole Miss (5/3/19)
Runs Scored:	1 vs. Bryant (2/24/19)
Doubles:	1 twice; most recently vs. Ole Miss (5/3/19)
Triples:	none
Home Runs:	none
RBI:	2 at Alabama (4/28/19)



28

## Devin Fontenot

RH Pitcher

6-1, 179, R-R, Jr., 2L

The Woodlands, Texas (The Woodlands HS)

### 2019 Honorable Mention All-Louisiana

Outstanding pitcher who has made significant contributions for the past two seasons ... a classic strike thrower with a good feel for his secondary pitches ... fastball will sit in the low to mid 90s with solid arm-side life ... has a loose arm action and is also very much a fierce competitor on the mound.

### 2019 Season

Appeared in 28 games (three starts), recording a 5-4 mark, seven saves and a 3.71 ERA with 54 strikeouts in 51 innings ... limited opponents to a .180 cumulative batting average ... made five appearances in LSU's 10 postseason games, recording 19 strikeouts in 15 innings while allowing just four earned runs ... posted 13 strikeouts in 8.2 NCAA Tournament innings while limiting opponents to a .107 batting average ... suffered a hard-luck loss in Game 2 of the NCAA Super Regional versus Florida State despite delivering a heroic performance - worked 6.1 relief innings against the Seminoles, limiting them to one run on two hits with two walks and a career-best 11 strikeouts ... earned save in NCAA Baton Rouge Regional championship game vs. Southern Miss (June 2), firing two shutout innings with no hits, one walk and two strikeouts ... posted a relief win over South Carolina (May 21) in the SEC Tournament, working 4.1 shutout innings with one hit, two walks and four strikeouts ... recorded two saves in the Alabama series on April 27-28 ... pitched a total of 2.1 innings in two appearances, allowing one run on one hit with one walk and three strikeouts ... he pitched 1.1 perfect innings on April 27 with two strikeouts to preserve LSU's 5-2 win ... on April 28, Alabama scored a run against Fontenot in the bottom of the ninth to narrow LSU's lead to 5-4, and the Crimson Tide loaded the bases with two outs, but Fontenot struck out Bama DH Keith Holcombe on three pitches to end the game and earn the save ... earned a one-inning save at Missouri (April 12), retiring all three batters he faced with 10 pitches ... credited with relief win over Texas A&M (April 5), firing 1.2 shutout innings with one hit, no walks, three strikeouts ... earned his second save of the season April 3 vs. South Alabama, firing a perfect ninth inning with one strikeout ... strong relief effort on March 29 at Miss. State -- 3.2 IP, one run on three hits with one strikeout in 10-5 LSU win ... recorded a save in LSU's 1-0 win at Georgia (March 22), firing a perfect inning with one strikeout ... posted a brilliant relief outing to earn the win in Game 1 of the Kentucky series (March 16) ... worked the final five innings of the 12-inning game, limiting the Wildcats to no runs on two hits with no walks and five strikeouts ... recorded a superb relief effort in Game 2 of March 9 doubleheader versus California, firing four shutout innings to earn the win ... Fontenot limited the Bears to two hits with one walk and three strikeouts, firing 60 pitches.

### 2018 Season

Appeared in 29 games (two starts), recording a 3-1 mark and a 6.18 ERA in 39.1 innings with 15 walks and 44 strikeouts ... earned a relief win in the Tigers' NCAA Regional

## Player Profiles

victory over San Diego State (June 1), limiting the Aztecs to one run on two hits in three innings with one walk and four strikeouts ... made three appearances in a four-day stretch at the SEC Tournament versus Mississippi State, South Carolina and Florida ... fired a combined three scoreless innings in those outings, allowing two hits with no walks and three strikeouts ... made two appearances in the Alabama series (May 11 & 13), allowing one run in four innings with no walks and four strikeouts ... earned his first career win on May 5 over Arkansas, firing three scoreless relief innings and allowing just one hit with one walk and two strikeouts ... the three-inning outing marked the longest of his career, and he threw a career-high 46 pitches ... fired four strikeouts in two innings versus Tennessee (April 15), allowing one run on two hits with no walks ... pitched dominant shutout relief inning on April 7 at Texas A&M—no hits, no walks, two strikeouts ... fired a perfect relief inning versus Tulane (March 21), striking out all three batters he faced ... dominating relief effort at UL-Lafayette (March 7), where he struck out five of the six batters he faced in two scoreless innings.

### Prior to LSU

2017 Rawlings-Perfect Game Honorable Mention All-American ... fired 207.2 innings in his career, recording a 2.99 ERA with 57 walks and 265 strikeouts ... a 2017 all-Houston first-team Class 6A pitcher and a third-team all-state selection in 6A ... a 2017 Texas all-region first-team selection ... named first-team all-Montgomery County ... also a two-time all-district selection ... helped lead The Woodlands High to four straight district championships and state playoff appearances.

### Personal

Full name is Devin Joseph Fontenot ... parents are Kenny and Stacie Fontenot ... has one younger brother, Trevor ... on choosing to attend LSU — “What influenced my decision the most had to be the atmosphere here. There is something about LSU that all of the people around here love so much. LSU has always felt like my home away from home, and that’s really special!” ... majoring in sport administration at LSU ... born October 3, 1998, in Humble, Texas.

### Fontenot's LSU Career Stats

Year	ERA	W-L	App	GS	CG	SHO/CBO	SV	IP	H	R	ER	BB	SO	2B	3B	HR	BF	B/Avg	WP	HBP	BK	SFA	SHA
2018...	6.18	3-1	29	2	0	0/2	0	39.1	35	29	27	15	44	9	0	5	176	.232	1	7	0	0	3
2019...	3.71	5-4	28	3	0	0/2	7	51.0	33	23	21	25	54	5	0	4	218	.180	4	9	0	0	1
TOTAL...	4.78	8-5	57	5	0	0/4	7	90.1	68	52	48	40	98	14	0	9	394	.204	5	16	0	0	4

### Fontenot's LSU Career Highs

Innings:	6.1 vs. Florida State (6/9/19)
Strikeouts:	11 vs. Florida State (6/9/19)
Hits Allowed:	5 at Auburn (5/19/18)
Runs:	5 two times; most recently at Oregon State (6/3/18)
Earned Runs:	5 at Auburn (5/19/18)
Walks:	3 four times; most recently vs. Ole Miss (5/3/19)



**13**  
**Saul Garza**  
Catcher  
6-3, 227, R-R, Jr., 1L  
Edinburg, Texas (Edinburg North HS/Howard JC)

2019 SEC All-Tournament Team  
2019 NCAA Regional All-Tournament Team  
2019 SEC First-Year Academic Honor Roll  
2019 First-Team All-Louisiana

MLB Draft: 32nd Round in 2019 (Kansas City Royals)  
31st Round in 2017 (St. Louis Cardinals)

A quality defensive player and leader who will also be a force at the plate, as demonstrated by his 23 home runs in 2018 as a junior college player ... a very mature and intelligent individual who can assert himself as a leader on the team.

### 2019 Season

Played in 50 games (42 starts), batting .303 (44-for-145) with 10 doubles, five homers, 27 RBI and 20 runs ... voted the Co-Most Outstanding Player of the NCAA Baton Rouge Regional after hitting .500 (6-for-12) with two doubles, six RBI and three runs ... voted to the SEC All-Tournament Team after hitting .474 (9-for-19) with four doubles, one RBI and two runs ... batted .425 (17-for-40) in LSU's 10 postseason games (SEC & NCAA combined) with six doubles, seven RBI and five runs ... raised his batting average from .188 on April 23 to .303 at the end of the season, batting .395 (32-for-81) from April 23 through the end of the season (22 games) with seven doubles, four homers, 15 RBI and 13 runs ... launched a solo

homer in May 16 game versus Auburn, marking the fifth straight weekend he homered in an SEC game (vs. Florida, at Alabama, vs. Ole Miss, at Arkansas, vs. Auburn) ... Garza had not homered prior to the April 18-20 Florida series ... batted .636 (7-for-11) in Auburn series (May 16-18) with one homer, two RBI and three runs ... started Games 1 and 3 of the Alabama series (April 26, 28), and he was 3-for-7 at the plate in the series with a double and a solo home run  
Launched first LSU career homer — a solo shot — versus Florida on April 18 ... was slowed by a torn meniscus injury suffered during fall practice and played primarily at designated hitter through the early portion of the season, but saw his first action at catcher on March 20 vs. Nicholls ... 2-for-3 with a double and three RBI in win over Bryant (Feb. 23).

### Prior to LSU

Batted .378 in 2018 with 52 hits and 23 home runs at Howard Junior College, and was selected to the NJCAA Division I All-Region Team ... selected to participate in the summer of 2018 in the Cal Ripken All-Star Game and the Sun Belt Classic in North Carolina for the Cal Ripken Collegiate Baseball League as a member of the Gaithersburg (Md.) Giants — he produced seven doubles, five homers and 25 RBI during the Giants' summer season ... a four-year starter at Edinburg North High School and selected during his senior year to be a member of the National team by the National High School Coaches Association for Region 6 ... three-time All-State catcher for the state of Texas, twice being named to the first team ... 2017 District MVP and All-Area Offensive MVP while batting .530 ... 2016 District MVP and All-Area Catcher while batting .513 ... also played linebacker for the Edinburg North football team and competed in the 50-meter and 100-meter freestyle for the swimming team.

### Personal

Full name is Saul Ruben Garza ... parents are Santana and Sandra Garza ... Santana was a pitcher at Texas-Pan American from 1984-88 ... has two older brothers, Santana Jr. and Samuel ... says he chose to attend LSU to get the opportunity to “play in front of college baseball's greatest fans every day and compete to bring home another national championship to Baton Rouge” ... majoring in kinesiology at LSU ... born April 9, 1998, in McAllen, Texas.

### Garza's LSU Career Stats

Year	Avg	GP-GS	AB	R	H	2B	3B	HR	RBI	TB	SLG%	BB	HBP	SO	GDP	OB%	SF	SH	SB-ATT	PO	A	E	FLD%
2019...	.303	50-42	145	20	44	10	0	5	27	69	.476	10	4	34	4	.358	3	0	0-0	216	24	2	.992

### Garza's LSU Career Highs

At-Bats:	6 vs. Ole Miss (5/5/19)
Hits:	3 vs. Air Force (2/17/19); vs. Auburn (3/16/19)
Runs Scored:	2 three times; most recently vs. Stony Brook (5/31/19)
Doubles:	2 vs. Mississippi State (5/22/19)
Triples:	none
Home Runs:	1 five times; most recently vs. Auburn (5/16/19)
RBI:	3 three times; most recently vs. Stony Brook (5/31/19)



**32**  
**Aaron George**  
RH Pitcher  
6-5, 236, R-R, Sr., 1L  
Monroe, La. (Ouachita Christian HS/San Jacinto College)

A huge presence on the mound as a physical power pitcher that comes from a very successful JUCO program, where he excelled as the closer for two seasons ... features a fastball that will work in the low 90s and a swing-and-miss slider for his out pitch.

### 2019 Season

Made 21 relief appearances, posting a 3-1 record and a 6.49 ERA in 26.1 innings with 31 strikeouts ... earned relief win over Mississippi State (May 24) in SEC Tournament, firing 2.2 shutout innings with four hits, one walk and one strikeout ... fired a shutout ninth inning in LSU's 7-1 win over Auburn (May 16), recording two strikeouts ... pitched a scoreless inning at Southern (April 9) with no walks and two strikeouts ... worked two shutout innings versus McNeese State (March 26) with two strikeouts ... worked 2.1 innings vs. Texas Southern (March 13) with season-high three strikeouts ... fired 1.2 shutout innings versus Holy Cross on March 6, allowing no hits with no walks and two strikeouts ... first career LSU win came on February 24 versus Bryant, as he worked 1.1 scoreless and hitless innings with no walks and three strikeouts.



### Prior to LSU

Made 53 appearances in two seasons for San Jacinto (Texas) College, posting a 3-1 record, 12 saves and a 1.69 ERA with 73 strikeouts in 48 innings ... a 2017 NJCAA Region XIV All-Star and 2018 All-Conference selection ... ranked in Perfect Game's 2018 JUCO Top 75 Prospect List ... pitched in the NJCAA Division I World Series for San Jacinto, as his team finished 2nd (2017) and 3rd (2018) ... a four-year starter at Ouachita Christian High School, posting a 32-10 record with a 2.36 ERA and 281 strikeouts in 249 innings ... a three-time All-State, four-time All-District and four-time All-Area selection ... 2015 Louisiana Coaches Association Pitcher of the Year and 2015 All-Area Pitcher of the Year ... helped lead Ouachita Christian High to the 2015 State Championship.

### Personal

Full name is Matthew Aaron George ... parents are Robbie and Donna George ... has a younger brother, Adam, and a younger sister, Annabeth ... says "the history of winning in the program and the desire to win a national championship" influenced his decision to attend LSU ... majoring in sport administration at LSU ... born June 23, 1997, in West Monroe, La.

### George's LSU Career Stats

Year	ERA	W-L	App	GS	CG	SHO/CBO	SV	IP	H	R	ER	BB	SO	2B	3B	HR	BF	B/Avg	WP	HBP	BK	SFA	SHA
2019...	6.49	3-1	21	0	0	0/0	0	261.31	20	19	19	31	6	0	4	134	.292	1	6	1	2	1	

### George's LSU Career Highs

Innings:	3.0 vs. Louisiana Tech (5/7/19)
Strikeouts:	3 four times; most recently vs. Louisiana Tech (5/7/19)
Hits Allowed:	6 vs. Louisiana Tech (5/7/19)
Runs:	5 vs. Louisiana Tech (5/7/19)
Earned Runs:	4 vs. Louisiana Tech (5/7/19)
Walks:	4 vs. Texas Southern (3/13/19)



**46**  
**Rye Gunter**  
RH Pitcher  
6-5, 225, R-R, So., 1L  
Coppell, Texas (Coppell HS)

### 2019 SEC First-Year Academic Honor Roll

Has a power pitcher's frame with more room to add weight and strength ... his delivery allows him to pitch on an excellent downhill plane and allows him to live at the bottom of the strike zone with a low-to-mid 90s fastball, tight slider and changeup ... worked 16.1 innings for the Amsterdam (N.Y.) Mohawks in the Perfect Game League in the summer of 2019, firing 23 strikeouts while limiting opponents to a .206 batting average.

### 2019 Season

Made six relief appearances with no decisions and a 6.75 ERA in 6.2 innings with six strikeouts ... pitched a scoreless and hitless innings versus Stony Brook (May 31) with two strikeouts in the NCAA Baton Rouge Regional ... worked a scoreless inning versus Vanderbilt in the SEC Tournament (May 25), allowing no hits with one walk and two strikeouts.

### Prior to LSU

Posted a 9-0 record as a senior in 2018 with a 1.55 ERA and 69 strikeouts in 50 innings ... named to the 2018 Rawlings/Perfect Game and Collegiate Baseball High School Preseason All-America teams ... voted a 2018 Texas High School Baseball Preseason 6A Top 50 Player ... earned 2018 Texas 6A All-State honors ... fired a no-hitter in a 2018 bi-district playoff game with seven strikeouts ... posted a 4-1 mark in 2017 with 55 strikeouts in 34.2 innings and a 1.61 ERA ... was named to 9-6A All-District team as a second-team pitcher ... threw both a perfect game and a no-hitter in 2017

### Personal

Full name is Preston Rye Gunter ... parents are Gary and Jennifer Gunter ... has an older sibling, Christian, and a younger sibling, Mae ... says "the incredible legacy and atmosphere of the school and athletic program" influenced his decision to attend LSU ... majoring in civil engineering at LSU ... born October 3, 1999, in Monroe, La.

### Gunter's LSU Career Stats

Year	ERA	W-L	App	GS	CG	SHO/CBO	SV	IP	H	R	ER	BB	SO	2B	3B	HR	BF	B/Avg	WP	HBP	BK	SFA	SHA
2019...	6.75	0-0	6	0	0	0/1	0	62.7	5	5	7	6	1	0	0	34	.280	1	1	0	1	0	

### Gunter's LSU Career Highs

Innings:	2.0 vs. Grambling (4/2/19)
Strikeouts:	2 vs. Vanderbilt (5/25/19); vs. Stony Brook (5/31/19)
Hits Allowed:	2 three times; most recently vs. Louisiana Tech (5/7/19)
Runs:	2 twice; most recently vs. Southern (2/27/19)
Earned Runs:	2 twice; most recently vs. Southern (2/27/19)
Walks:	2 twice; most recently vs. Southern (2/27/19)



**14**  
**Maurice Hampton Jr.**  
Outfielder  
6-0, 210, R-R, Fr., HS  
Arlington, Tenn. (Memphis University HS)

### MLB Draft: 23rd Round in 2019 (San Diego Padres)

Two-sport standout who also plays safety for LSU's 2019 National Championship football team ... a very skilled baseball player that knows how to play the game, which combined with his natural athletic ability, gives LSU a player that can impact the team in a big way ... has a chance to follow in the footsteps of recent LSU baseball/football players like pitcher Chad Jones (2009), outfielder Jared Mitchell (2007-09) and outfielder Spencer Ware (2011) ... selected in the 23rd round of the 2019 Major League Baseball Draft by the San Diego Padres ... played in 13 games (two starts) for the LSU football team in 2019, recording 10 tackles and one pass break-up.

### Prior to LSU

Ranked as the No. 23 baseball player in the country by Perfect Game and No. 40 by Prep Baseball Report ... as a senior on the baseball diamond, hit .480 with 10 home runs and 41 stolen bases and was named the Tennessee Baseball Coaches Association's DII-AA Mr. Baseball ... named 2018 Tennessee Titans Mr. Football in Division II-AAA; he's the first player in Tennessee history to earn Mr. Football and Mr. Baseball honors in the same season ... led his football team to a state title appearance as a senior with 1,835 all-purpose yards and 15 touchdowns as a receiver and punt returner ... competed in the 2019 Under Armour All-America baseball and football games, and he also competed in the Perfect Game Baseball All-America game in San Diego.

### Personal

Full name is Maurice Terrell Hampton Jr. ... parents are Maurice Sr. (Mo) and Teka Hampton ... majoring in political science at LSU ... born August 1, 2001.



**47**  
**Jacob Hasty**  
LH Pitcher  
6-2, 219, L-L, Fr., HS  
Keller, Texas (Liberty Christian HS)

A very athletic left-handed pitcher with stuff that is versatile enough to handle any kind of role ... potentially could be a starting pitcher or a valuable reliever ... fastball has flashed up to 92 mph with hard, late-sinking life, but it is his outstanding breaking ball that sets him apart; his curveball is clearly a swing-and-miss pitch.

### Prior to LSU

A four-year letterman at Liberty Christian High School, where he was a member of the National Honor Society and the Mu Alpha Theta Math Honors Society ... performed over 100 hours of community service during his high school senior year, and he made a mission trip to New York City during his junior year to work in a homeless shelter ... a 2019 All-State selection, working 43.2 innings while recording 77 strikeouts and a 1.28 ERA ... allowed just 18 hits in 183 batters faced ... earned Academic All-State honors during his career ... a member of the Area Code National Team in 2018 ... participated in the Perfect Game World Series

## Player Profiles

and in USA Baseball State Play ... named the Liberty Christian High 2019 Most Impactful Player of the Year and the Pitcher of the Year.

### Personal

Full name is Jacob Scott Hasty ... parents are Doug and Jennifer Hasty ... majoring in general business at LSU ... born May 8, 2001.



**18**  
**Cole Henry**  
RH Pitcher  
6-4, 211, R-R, So., 1L  
Florence, Ala. (Florence HS)

**2019 Freshman All-SEC**  
**2019 Perfect Game Freshman All-American**  
**2019 NCAA Regional All-Tournament Team**  
**2019 SEC First-Year Academic Honor Roll**  
**SEC Co-Freshman of the Week (April 22, 2019)**

**MLB Draft: 38th Round in 2018 (Detroit Tigers)**

Has a three-pitch mix of a mid-90s fastball, hard 12-to-6 curveball, and late fading changeup ... his physical attributes, combined with an advanced knowledge of pitching, have allowed him to make a quick adjustment to the college game as a premier power pitcher.

### 2019 Season

Established himself during the season as LSU's No. 1 weekend starter ... made 14 appearances (11 starts), recording a 4-2 mark and a 3.39 ERA in 58.1 innings with 18 walks and 72 strikeouts ... started Game 1 of the NCAA Super Regional versus Florida State (June 8), but had to leave the game after the second inning due to an injury; he worked two scoreless innings in the outing with no hits, three walks and three strikeouts ... missed four straight weekend starts over the final four weeks of the regular season due to arm soreness ... returned to the mound as a starter versus South Carolina (May 21) in the SEC Tournament, working 1.2 innings with three strikeouts ... fired five shutout innings as a starter in NCAA Baton Rouge Regional second round vs. Southern Miss (June 1), allowing just two hits with three walks and six strikeouts ... was voted to the NCAA Regional all-tournament team ... named SEC Co-Freshman of the Week on April 22 after defeating Florida on April 19 with a superb effort, limiting the Gators to one run on four hits in 5.1 innings with no walks and a career-high 12 strikeouts ... his strikeouts total was the most by an LSU pitcher in an SEC game since March 30, 2017, when Alex Lange recorded 12 Ks against Texas A&M ... Henry's 12 Ks also represented the most by an LSU freshman since Lange posted 13 Ks versus Kentucky in 2015 ... earned win over ninth-ranked Texas A&M on April 6 with a superb effort, limiting the Aggies to two runs on six hits in a career-long eight innings with no walks and nine strikeouts ... Henry threw 96 pitches in the outing, allowing two runs in the first inning before firing seven straight shutout frames; he retired 10 consecutive Aggie batters to complete his outing ... defeated Miss. State (March 29), limiting the Bulldogs to four runs on five hits in five innings with 9 strikeouts ... delivered an excellent performance at fifth-ranked Georgia on March 23, working a 7.1 innings and limiting the Bulldogs to two runs on two hits with one walk and eight strikeouts ... earned first career win March 16 vs. Kentucky – 5.0 IP, three runs on six hits with four walks and six strikeouts ... solid outing in a start versus California (March 9), firing four shutout innings while allowing two hits and no BB with one strikeout ... excellent relief outing at Texas (March 3), allowing one run on three hits in 3.1 innings with one walk and four strikeouts.

### Prior to LSU

Selected in the 38th round of the 2018 MLB Draft by the Detroit Tigers ... a 2018 Perfect Game 2nd Team All-American and member of the 2018 Perfect Game Southeast All-Region first team ... ranked as the No. 79 player in the nation by Perfect Game ... posted a 5-3 record and a 1.82 ERA in 2018 with 83 strikeouts in 50 innings ... limited opponents to a .161 batting average.

### Personal

Full name is Jeffrey Cole Henry ... majoring in sport administration at LSU ... born July 15, 1999.

### Henry's LSU Career Stats

Year	ERA	W-L	App	GS	CG	SHO/CBO	SV	IP	H	R	ER	BB	SO	2B	3B	HR	BF	B/Avg	WP	HBP	BK	SFA	SHA
2019...	3.39	4-2	14	11	0	0/0	0	58.1	50	25	22	18	72	14	1	3	248	.226	2	4	1	0	3

### Henry's LSU Career Highs

Innings:	8.0 vs. Texas A&M (4/6/19)
Strikeouts:	12 vs. Florida (4/19/19)
Hits Allowed:	7 vs. Southeastern Louisiana (2/19/19)
Runs:	5 vs. South Carolina (5/21/19)
Earned Runs:	4 twice; most recently vs. South Carolina (5/21/19)
Walks:	4 vs. Kentucky (3/16/19)



**44**  
**Jaden Hill**  
RH Pitcher  
6-4, 233, R-R, So., 1L  
Ashdown, Ark. (Ashdown HS)

**SEC Freshman of the Week (February 18)**

**MLB Draft: 38th Round in 2018 (St. Louis Cardinals)**

Talented pitcher who was forced to miss most of the 2019 season due to a shoulder ailment ... pitched the first two weekends of the season as a member of LSU's starting rotation before suffering a season-ending injury ... a highly recruited quarterback in addition to being a pitcher/third baseman coming out of high school ... possesses a mid-90s fastball and a swing-and-miss changeup with excellent ability to pound the strike zone ... his confidence, competitiveness, and maturity on the mound are great attributes and will help him contribute at a high level to the pitching staff.

### 2019 Season

Pitched as a starter in LSU's weekend rotation versus Air Force (Feb. 17) and Bryant (Feb. 24) before having to sit out the remainder of the season due to injury ... was named SEC Freshman of the Week after his win against Air Force, in which he worked five innings and limited the Falcons to one run on four hits with one walk and eight strikeouts ... also worked five innings in the start against Bryant, allowing one run on two hits with two walks and three strikeouts.

### Prior to LSU

Selected in the 38th round of the 2018 MLB Draft by the St. Louis Cardinals ... rated the No. 78 prospect in the MLB Draft by MLB Pipeline and rated No. 1 Player in Arkansas by Perfect Game and Prep Baseball Report ... named the 2018 Arkansas Gatorade Player of the Year and received 2017 All-America recognition from Under Armour ... posted a 7-0 record on the mound with a 0.51 ERA in 2018, striking out 85 batters while allowing 12 walks ... also batted .540 with 11 home runs, 43 RBI, 35 runs and a 1.034 slugging percentage.

### Personal

Full name is Kenneth Jaden Hill ... brother of former MLB 10th-round draft pick Kentrell Hill ... cousin, Cedrick Harris, was an outfielder at LSU from 1997-2000, and he was the starting centerfielder for the Tigers' 2000 College World Series championship team ... majoring in interdisciplinary studies at LSU ... born December 12, 1999.

### Hill's LSU Career Stats

Year	ERA	W-L	App	GS	CG	SHO/CBO	SV	IP	H	R	ER	BB	SO	2B	3B	HR	BF	B/Avg	WP	HBP	BK	SFA	SHA
2019...	1.80	1-0	2	2	0	0/0	0	10.0	6	2	2	3	11	2	0	0	40	.162	0	0	0	0	0

### Hill's LSU Career Highs

Innings:	5.0 vs. Air Force (2/17/19); vs. Bryant (2/24/19)
Strikeouts:	8 vs. Air Force (2/17/19)
Hits Allowed:	4 vs. Air Force (2/17/19)
Runs:	1 vs. Air Force (2/17/19); vs. Bryant (2/24/19)
Earned Runs:	1 vs. Air Force (2/17/19); vs. Bryant (2/24/19)
Walks:	2 vs. Bryant (2/24/19)





52

Ma'Khail Hilliard

RH Pitcher

6-0, 150, R-R, Jr., 2L

Central, La. (Central HS)

**2018 Freshman All-American (Perfect Game, D1 Baseball, Collegiate Baseball, Baseball America)**

**2018 Freshman All-SEC**

**SEC Co-Freshman of the Week (April 2, 2018)**

**2018 Second-Team All-Louisiana**

Talented pitcher that worked in LSU's weekend starting rotation in 2018 and primarily as a reliever in 2019 ... has loose arm action with a very good 12-to-6 curveball that displays a lot of bite ... also has a good downhill angle with his fastball because of his overhand delivery ... fastball sits in the upper 80s and touches the low 90s, and numbers could get higher as his body develops ... capped off his high school career by leading Central High School (located just north of Baton Rouge) to the 2017 state championship.

#### 2019 Season

Appeared in 21 games (six starts), recording an 0-4 mark and a 5.32 ERA with 57 strikeouts in 44 innings ... worked 4.2 relief innings vs. Mississippi State (May 22) in the SEC Tournament, allowing one earned run on five hits with two walks and a season-high eight strikeouts ... solid outing in a start against Ole Miss (May 3), working four innings and limiting the Rebels to two runs on six hits with no walks and four strikeouts ... effective in a relief outing at Alabama, allowing one run on one hit in three innings with one walk and four strikeouts ... recorded five strikeouts in 4.1 innings at Missouri (April 14), having to come off the bench in the first inning to replace starter Zack Hess after Hess suffered a pulled groin muscle ... fired three perfect innings on April 3 versus South Alabama, recording no walks and five strikeouts ... recorded two shutout innings at Texas (March 3), allowing no hits with one walk and three strikeouts.

#### 2018 Season

Appeared in 17 games (12 starts), posting a 9-5 record and a 3.79 ERA in 76.0 innings with 31 walks and 70 strikeouts ... finished the season No. 6 in the SEC in wins with nine ... began his collegiate career by firing 17 consecutive scoreless innings; did not allow a run until the first inning of a start vs. Missouri on March 18 ... defeated Auburn on May 18, outdueling Casey Mize, the No. 1 selection in the 2018 MLB Draft ... Hilliard limited Auburn to two runs on seven hits in 71 innings with two walks and seven strikeouts, firing 97 pitches ... defeated fifth-ranked Ole Miss (April 27), limiting the Rebels to one run on four hits through seven innings with three walks and six strikeouts, leading LSU to a 5-2 win ... he allowed one run against Ole Miss in the bottom of the first inning and then fired six straight shutout innings to complete his outing, firing 107 pitches; Hilliard retired 16 of the final 19 batters he faced, including the last seven in a row ... posted a win over Tennessee on April 14, working six innings and limiting the Vols to three runs on five hits with one walk and six strikeouts ... named SEC Co-Freshman of the Week on April 2 after delivering a brilliant outing on March 31 versus Mississippi State, firing six shutout innings and allowing just three hits with two walks and a career-high nine strikeouts ... pitched brilliantly on March 25 at Vanderbilt, but suffered a 1-0 loss in a seven-inning game ... pitched six innings, limiting the Commodores to one run on four hits with one walk and eight strikeouts; Vanderbilt's only run scored on a passed ball ... defeated Missouri on March 18 in his first career SEC start, working six innings ... Hilliard gave up two runs in the first inning to end his consecutive scoreless innings streak at 17, but he then blanked Mizzou on the next five innings ... Hilliard fired 91 pitches in the outing and limited Missouri to two runs on six hits with one walk and six strikeouts ... earned a win on March 11 in his first collegiate start, defeating Hawaii by working 5.1 scoreless innings and allowing just three hits with two walks and three strikeouts.

#### Prior to LSU

Three-time all-district pitcher at Central High School; led the Wildcats to the 2017 state championship ... 2017 Baton Rouge Metro Player of the Year ... 2017 first-team all-state and all-metro selection ... participated in the 2017 Louisiana High School Athletic Association All-Star game ... posted a 7-4 record and a 1.09 ERA in his senior season, allowing just nine earned runs in 57.2 innings ... recorded 30 walks and 71 strikeouts ... fired a three-hitter in Central High's state

semifinal win over Sam Houston High.

#### Personal

Full name is Ma'Khail Johnathan Hilliard ... parents are Keith and Lisa Hilliard ... has two older siblings, Jabori and Christian ... on choosing to attend LSU—“I love the atmosphere, the coaches and the chance that I have to become a better baseball player.” ... majoring in interdisciplinary studies at LSU ... born August 25, 1998, in Baton Rouge, La.

#### Hilliard's LSU Career Stats

Year	ERA	W-L	App	GS	CG	SHO/CBO	SV	IP	H	R	ER	BB	SO	2B	3B	HR	BF	B/Avg	WP	HBP	BK	SFA	SHA
2018...	3.79	9-5	17	12	1	0/1	0	76.0	70	32	32	31	70	17	0	4	329	.247	11	6	0	4	5
2019...	5.32	0-4	21	6	0	0/1	0	44.0	43	29	26	16	57	5	0	6	195	.250	11	4	1	1	2
TOTAL...	4.35	9-9	38	18	1	0/2	0	120.0	113	61	58	47	127	22	0	10	524	.248	22	10	1	5	7

#### Hilliard's LSU Career Highs

Innings:	71 at Auburn (5/18/18)
Strikeouts:	9 vs. Mississippi State (3/31/18)
Hits Allowed:	8 at South Carolina (4/21/18)
Runs:	8 at South Carolina (4/21/18)
Earned Runs:	8 at South Carolina (4/21/18)
Walks:	5 vs. Alabama (5/12/18)



3

Hal Hughes

Infielder

5-11, 178, R-R, Jr., 2L

Norman, Okla. (Norman North HS)

#### 2019 SEC Academic Honor Roll

#### 2018 SEC First-Year Academic Honor Roll

Veteran infielder who has started 105 games for LSU over the past two seasons ... started 63 games at shortstop in 2018 as a true freshman, stepping into the starting role after an early-season back injury suffered by Josh Smith ... Hughes is the son of an outstanding college coach who has been around the game his whole life ... a terrific defensive player that can play anywhere on the infield ... son of Pete Hughes, who is the head baseball coach at Kansas State and has served as head coach at Boston College, Virginia Tech and Oklahoma ... a member of the 2018 SEC First-Year Academic Honor Roll and the 2019 SEC Academic Honor Roll as a sport administration major.

#### 2019 Season

Played in 53 games (42 starts), batting .174 (26-for-149) with two doubles, 11 RBI and 20 runs scored ... started 25 games at third base, 16 games at second base and one game at shortstop ... produced a career-best three hits while also scoring a run in a win at Arkansas (May 11) ... drove in a career-high three runs with a pair of singles to lead the LSU offense in a win over Nicholls (March 20) ... produced five hits and four RBI in LSU's three-game sweep of Bryant (Feb. 22-24) ... collected two doubles and scored three runs in win over Air Force (Feb. 17).

#### 2018 Season

Played in 65 games, starting 63 games at shortstop... batted .221 (42-for-190) with eight doubles, one triple, one homer, 20 RBI, 25 runs and two stolen bases ... 2-for-5 with two doubles and two RBI in LSU's NCAA Regional win over Northwestern State (June 3) ... collected a career-high three hits with one RBI and one run scored on May 6 versus Arkansas ... recorded a double and two RBI on March 11 versus Hawaii ... blasted first career homer versus Grambling (Feb. 27), a solo shot ... posted two hits and two RBI in back-to-back games versus New Orleans (Feb. 21) and Texas (Feb. 23)

#### Prior to LSU

Selected as first-team all-state Oklahoma by USA Today ... named the starting shortstop in the 2017 Oklahoma All-State Game ... voted 2017 Defensive Player of the Year in the state of Oklahoma ... batted .360 last season with one homer, 17 RBI and 25 steals ... posted a .995 fielding percentage, committing just one error on the year ... four-year letterman at Norman North HS, where he became the winningest player in school history ... helped lead Norman North HS to district titles in 2014 and 2017, and regional championships in 2016 and 2017 ... a member of the National Honor Society.

## Player Profiles

### Personal

Full name is Hal Kent Hughes ... parents are Pete and Debby Hughes ... Pete Hughes is the head baseball coach at Kansas State, and he formerly worked as head coach at Boston College, Virginia Tech and Oklahoma ... Pete played college baseball and football and Davidson, and Debby played tennis at Davidson ... Hal has four siblings, one older and three younger ... on attending LSU – “I chose to come to LSU to play for the best program in coaches in college baseball.” ... majoring in sport administration at LSU ... born September 3, 1998, in Boston, Mass.

### Hughes' LSU Career Stats

Year	Avg	GP	GS	AB	R	H	2B	3B	HR	RBI	TB	SLG%	BB	HBP	SO	GDP	OB%	SF	SH	SB-ATT	PO	A	E	FLD%
2018...	.221	65	63	190	25	42	8	1	1	20	55	.289	12	7	37	5	.292	0	16	2-3	86	136	10	.957
2019...	.174	53	42	149	20	26	2	0	0	11	28	.188	19	5	28	3	.289	0	2	2-5	46	101	6	.961
TOTAL...	.201	118	105	339	45	68	10	1	1	31	83	.245	31	12	65	8	.291	0	18	4-8	132	237	16	.958

### Hughes' LSU Career Highs

At-Bats:	6 twice; most recently vs. Southern (2/27/19)
Hits:	3 vs. Arkansas (5/6/18); vs. Southern (3/6/18); at Arkansas (5/11/19)
Runs Scored:	3 vs. Air Force (2/17/19)
Doubles:	2 vs. Northwestern State (6/3/18); vs. Air Force (2/17/19)
Triples:	1 vs. Hawaii (3/10/18)
Home Runs:	1 vs. Grambling (2/27/18)
RBI:	3 vs. Nicholls (3/20/19)



**37**  
**Brandon Kaminer**  
LH Pitcher  
6-2, 205, L-L, Jr., JC  
Coral Springs, Fla.  
(Stoneman Douglas HS/Wallace College)

A strike thrower with an advanced feel for his change-up and slider ... has a mid-to-upper 80s fastball that is capable of getting into the low 90s ... should be to contribute quickly to the LSU pitching staff ... began his collegiate career at the University of Miami (Fla.) in 2018 before transferring to Wallace Community College in Dothan, Ala. for the 2019 season.

### Prior to LSU

Recorded an 8-2 mark during the 2019 season at Wallace College with nine walks and 68 strikeouts in 65 innings with a fastball that reached 93 mph ... a two-time All-Broward County selection at Stoneman Douglas High School, where he posted a 22-0 career mark, a 1.16 ERA and 190 strikeouts in 162 innings ... helped lead Stoneman Douglas to the 2016 state title ... as a high school senior, he was 10-0 with one save and a 1.30 ERA, earning 2017 Rawlings-Perfect Game Honorable Mention All-America recognition ... named the 2016-2017 Miami Herald Pitcher of the Year for Broward County ... a 2016-2017 Louisville Slugger All-American and a 2016 Max Preps Underclass All-American ... voted a 2018 South Florida Collegiate Baseball League All-Star.

### Personal

Full name is Brandon Scott Kaminer ... parents are Steve and Carrie Kaminer ... dad works as a realtor in south Florida ... also has one older sister, Carly ... on attending LSU: “LSU has been a dream school for years; the tradition here is unbelievable. It’s like no other, and this place is like a home to me. I love to compete, and I came here to win a National Championship, and I expect nothing less. I hope to help this team in any way I can and get to Omaha and win the CWS. It would be a dream come true” ... majoring in sport administration at LSU ... born May 28, 1999, in Parkland Fla.



**26**  
**AJ Labas**  
RH Pitcher  
6-3, 223, R-R, R-So., 1L  
Fleming Island, Fla. (Trinity Christian HS)

### 2018 Collegiate Baseball Freshman All-American SEC Freshman of the Week (May 7, 2018)

### MLB Draft: 17th Round in 2017 (New York Mets)

Pitcher with the look of a pro prospect ... has excellent mound presence and commands three pitches for strikes, including a low 90s fastball ... pitched effectively for LSU in 2018, primarily as a midweek starter, and earned Freshman All-America recognition from Collegiate Baseball newspaper ... missed the 2019 season with a shoulder injury, but is expected to contribute on the mound in 2020.

### 2019 Season

Received a medical redshirt after missing the entire season due to a shoulder injury.

### 2018 Season

Pitched in 13 games (10 starts), recording a 6-2 mark and a 3.48 ERA in 54.1 innings with seven walks and 32 strikeouts ... named SEC Freshman of the Week on May 7 after defeating fourth-ranked Arkansas – the SEC’s No. 1 offensive team – on May 6 with a brilliant effort, limiting the Razorbacks to one run on four hits in six innings with no walks and three strikeouts ... the outing marked the first career start in an SEC game for Labas, who retired 13 of the first 14 batters he faced, and the only run he allowed was a solo homer by Arkansas leftfielder Heston Kjerstad in the fifth inning ... fired a complete-game shutout against Lamar (April 24), allowing just six hits with one walk and a career-best nine strikeouts ... became the first LSU pitcher to throw a nine-inning shutout since Alex Lange vs. Auburn on May 11, 2017 ... posted win over Louisiana Tech (April 10), firing six shutout innings and allowing two hits with no BB and no strikeouts ... defeated Nicholls on April 3, limiting the Colonels to one run on five hits in five innings with one walk and two strikeouts ... credited with relief win versus Tulane on March 21, allowing four runs on six hits in four innings with two strikeouts, but blanking the Green Wave in the final two innings of the outing ... recorded a brilliant outing vs. South Alabama on March 14, blanking the Jaguars through six innings with five hits, no walks and five strikeouts.

### Prior to LSU

Posted a 9-0 record in 2017 with a 0.50 ERA in 65 innings, firing 82 strikeouts with only 11 walks ... recorded a 25-4 win-loss mark during his high school career ... named to the Perfect Game Florida All Region 1st Team ... rated among Baseball America’s Top 400 prospects in the nation ... received 2016 & 2017 first-team all-First Coast recognition ... helped lead his high school team to the 2015 Class 4A state championship as a sophomore.

### Personal

Full name is Anthony James Labas ... parents are John and Janet Labas ... has a twin sister, Elizabeth, and a younger brother, Joseph ... father played baseball at Harding University ... on attending LSU – “The things that influenced me to come to LSU were the baseball history and experience that come with being a part of the team, and the fact that LSU is a great academic school.” ... majoring in sport administration at LSU ... born December 8, 1998, in Plano, Texas.

### Labas' LSU Career Stats

Year	ERA	W-L	App	GS	CG	SHO/CBO	SV	IP	H	R	ER	BB	SO	2B	3B	HR	BF	B/Avg	WP	HBP	BK	SFA	SHA
2018...	3.48	6-2	13	10	1	1/1	0	54.1	54	21	21	7	32	13	1	3	223	.256	3	2	0	1	2

### Labas' LSU Career Highs

Innings:	9.0 vs. Lamar (4/24/18)
Strikeouts:	9 vs. Lamar (4/24/18)
Hits Allowed:	7 at Tulane (4/18/18)
Runs:	5 at Tulane (4/18/18)
Earned Runs:	5 at Tulane (4/18/18)
Walks:	1 seven times; most recently at Auburn (5/19/18)





**57**  
**Michael Lagarrigue**  
LH Pitcher  
5-11, 187, L-L, So., HS  
Mandeville, La. (Fontainebleau HS)

Lefty pitcher who participated in walk-on tryouts during the fall and was officially added to the LSU roster in January 2020 ... gives the Tigers another left-handed option out of the bullpen ... a member of the high school graduating class of 2017, he will begin his LSU career as a sophomore in eligibility.

#### Prior to LSU

A product of Fontainebleau High School in Mandeville, La., where as a senior in 2017 he made 13 appearances on the mound (five starts), recording 21 strikeouts in 26.2 innings ... received the 2017 Gene Conaway Award at Fontainebleau High School as his team's top player.

#### Personal

Full name is Michael Gerard Lagarrigue ... parents are Gerard and Alain Lagarrigue ... dad is a contractor, mom is a production coordinator for a millwork company ... has one older sister, Rebecca, and one younger brother, Jonathan ... says he is attending LSU in order to "experience the best atmosphere in all of college baseball, and to get my degree while having a life-changing time doing it" ... majoring in marketing at LSU ... born May 3, 1999, in Metairie, La.



**11**  
**Landon Marceaux**  
RH Pitcher  
6-0, 177, R-R, So., 1L  
Destrehan, La. (Destrehan HS)

**2019 NCAA Regional All-Tournament Team**  
**SEC Co-Freshman of the Week (May 20, 2019)**

**MLB Draft: 37th Round in 2018 (New York Yankees)**

Started 14 games last season for LSU as a true freshman and should pitch in LSU's weekend rotation in 2020 ... very polished pitcher with a four-pitch mix and ability to command the strike zone... competed on a very high level for 18U USA Baseball, helping his team win the World Cup during his senior year in high school ... has an outstanding skill set and work ethic.

#### 2019 Season

Appeared in 15 games (14 starts), posting a 5-2 record and a 4.66 ERA in 58 innings with 43 strikeouts ... was 2-0 with a 1.99 ERA in his last five starts (27.1 innings) with six walks and 19 strikeouts ... started Game 2 of the NCAA Super Regional versus Florida State (June 9), working 3.2 innings in a no-decision outing and allowing four runs (two earned) on eight hits with one walk and two strikeouts ... voted to the NCAA Baton Rouge Regional All-Tournament team after defeating Stony Brook in regional opener (May 31), allowing one earned run on seven hits in five innings with one walk and three strikeouts ... quality start versus Auburn in the SEC Tournament (May 23), allowing no earned runs on seven hits in 6.2 innings with one walk and five strikeouts ... named SEC Co-Freshman of the Week after he delivered a brilliant outing on May 17 to clinch LSU's series win over Auburn ... Marceaux pitched a career-high seven innings, limiting Auburn to one run on only two hits with no walks and a career-best seven strikeouts ... he allowed just one Auburn runner to advance beyond first base during his outing ... Marceaux retired 11 straight Auburn hitters from the first inning through the fourth inning, and he retired nine in a row from the fifth through the seventh innings to complete his outing ... effective start at Arkansas on May 11, working five innings and limiting the Razorbacks to two runs on seven hits with two strikeouts; Marceaux was not involved in the decision of the Tigers' 3-2 win ... was limited during the season by arm soreness, but made first career SEC appearance on April 28 at Alabama as the starter ... defeated Alabama to clinch the series for the Tigers, pitching five innings (82 pitches) against the Crimson Tide while allowing two runs on five hits with three strikeouts ... worked

three shutout innings as a starter vs. Lamar (April 23), allowing three hits with no walks and one strikeout ... excellent outing at Northwestern State (March 12), firing three shutout innings with no hits, no walks and three strikeouts.

#### Prior to LSU

Selected in the 37th round of the 2018 MLB Draft by the New York Yankees ... listed as the No. 1 Player in Louisiana in the 2018 high school class by Perfect Game and Prep Baseball Report ... listed as the No. 50 overall player and No. 18 pitcher in the 2018 high school class by Perfect Game ... listed as the No. 109 prospect in the 2018 MLB Draft by Baseball America and No. 117 by MLB Pipeline ... three-time selection to the NOLA.com/Times Picayune All-Metro baseball team ... received 2018 All-America recognition from Baseball America and from Rawlings/Perfect Game ... a two-time All-State selection; three-time 1st Team All-District selection, and 2018 District 7-5A Pitcher of the Year ... recorded 76 strikeouts in 49.2 innings in 2018 with only five walks (1 intentional); posted a 5-0 record and a 1.26 ERA ... recorded 99 strikeouts in 63.1 innings in 2017 with only eight walks, two no-hitters and a 1.56 ERA ... set the Destrehan High School ERA record with a 0.64 ERA as a sophomore in 2016 ... career stats at Destrehan High School: 18-3 record, three saves, 168.1 innings, 239 strikeouts, 31 walks and a 1.17 ERA ... member of 2017 Team USA 18U Baseball Team, the WBSC 18U Baseball World Cup Gold Medal Winners.

#### Personal


Full name is Landon Joel Marceaux ... majoring in interdisciplinary studies at LSU ... born October 8, 1999.

#### Marceaux's LSU Career Stats

Year	ERA	W-L	App	GS	CG	SHO/CBO	SV	IP	H	R	ER	BB	SO	2B	3B	HR	BF	B/Avg	WP	HBP	BK	SFA	SHA
2019...	4.66	5-2	15	14	0	0/0	0	58.0	68	39	30	20	43	12	0	3	257	.293	7	3	0	0	2

#### Marceaux's LSU Career Highs

Innings:	7 vs. Auburn (5/17/19)
Strikeouts:	7 vs. Auburn (5/17/19)
Hits Allowed:	8 vs. Ole Miss (5/5/19); vs. Florida State (6/9/19)
Runs:	7 vs. Ole Miss (5/5/19)
Earned Runs:	6 at Texas (3/2/19)
Walks:	4 at Texas (3/2/19)



**17**  
**Zack Mathis**  
Infielder  
5-8, 188, L-R, Jr., JC  
Stockton, Calif. (Bear Creek HS/San Joaquin Delta College)

**MLB Draft: 38th Round in 2019 (Minnesota Twins)**

An outstanding hitter who compares favorably to former LSU stars like Ryan Schimpf (power) and Antoine Duplantis (uses the entire field) ... has great versatility as an infielder, as he can play all three positions (3B/SS/2B) ... his bat, however, will make the greatest impact on the LSU program this year ... has a confident approach at the plate and his strength allows him to hit the ball very hard ... selected in the 38th round of the 2019 MLB Draft by the Minnesota Twins.

#### Prior to LSU

Enjoyed a stellar junior college career in Northern California and was signed to attend Cal State Northridge, but when a coaching change was made there, he was granted a release and signed with LSU ... had an outstanding two-year career at San Joaquin Delta College in Stockton, Calif. ... posted a .352 career batting average at San Joaquin Delta with 14 home runs, 48 doubles, 134 hits and 134 RBI in 99 games ... earned All-American, All-Northern California and All-Big 8 honors at San Joaquin Delta.

#### Personal

Full name is Zachary Logan Mathis ... parents are Charles Mathis and Nicole Mathis ... majoring in interdisciplinary studies at LSU ... born October 11, 1998.



**20**  
**Alex Milazzo**  
Catcher  
5-10, 192, R-R, Fr., HS  
Zachary, La. (Zachary HS)


A tough, hard-nosed and gritty player that will provide great leadership behind the plate ... throws like a big-league catcher and can shut down anyone's running game ... has the tools to be a tough out at the plate and his hitting will continue to improve ... has a chance to play significantly as a freshman because of his catching skills.

## Prior to LSU

A four-year starting catcher Zachary (La.) High School ... ranked as the No. 3 player in Louisiana's 2019 class by Prep Baseball Report ... received a national ranking of No. 127 by Prep Baseball Report and No. 305 by Perfect Game ... a 2018 and 2019 All-State selection by the Louisiana Baseball Coaches Association ... voted to the 2019 Louisiana Sports Writers Association All State Team ... led Zachary High in hitting in his senior season with a .432 batting average, .541 on-base percentage, .664 slugging percentage, 37 RBI, three homers, three triples, 15 doubles and 27 walks ... a 2018 and 2019 Baton Rouge All-Metro Selection ... a 2018 and 2019 First Team All-District 4-5A and the 2019 District 4-5A Co-MVP ... recorded Baseball Factory's #1 ranked national "pop" throwing time at 1.74 seconds ... named to the Rawlings Southeast Region All-High School Senior 1st Team ... participated in the Team USA Tournament of Stars and the National Team Trials in the summer of 2018 ... also played two seasons for the Zachary High football team at quarterback and free safety ... finished high school with a 3.7 GPA.

## Personal

Full name is Alex Reed Milazzo ... parents are Jimmy and Shannon Milazzo ... dad works for BASF, mom is a teacher and cheer gym owner ... mom played softball at Southeastern Louisiana ... has an older brother, Cade, and a younger sister, Claire ... on attending LSU: "Growing up close to Baton Rouge, I always went to LSU baseball games as a kid, and I have always dreamed of playing for the Tigers" ... majoring in sport administration at LSU ... born August 1, 2000, in Baton Rouge, La.



**22**  
**Mitchell Sanford**  
Outfielder  
6-2, 188, L-R, Fr., HS  
Berwick, La. (Berwick HS)

Very athletic player with great leadership ability and a strong throwing arm ... also a quarterback at Berwick High, where he received Division I football scholarship offers ... a left-handed hitter that hits the ball gap-to-gap, runs well in the outfield and displays a strong, accurate arm.

## Prior to LSU

A two-time all-state selection and four-time all-district selection at Berwick (La.) High ... named the state championship MVP in his junior year ... voted the 2019 Hitter of the Year in Class 3A and the 2019 Louisiana All-Star Game MVP ... batted .427 in his senior season with 12 doubles, 7 triples and six homers ... an honors graduate at Berwick High and a four-year football letterman at quarterback.

## Personal

Full name is Mitchell James Sanford ... parents are Dan and Raegan Sanford ... dad is a locomotive engineer, mom is a teacher ... has one younger sister, Novalyn ... says "the fans and history of LSU" influenced his decision to sign with the Tigers ... majoring in sport administration at LSU ... born January 30, 2001, in Berwick, La.



**21**  
**Nick Storz**  
RH Pitcher  
6-6, 262, R-R, R-So., 1L  
Brooklyn, N.Y. (Poly Prep Country Day HS)

## MLB Draft: 31st Round in 2017 (Detroit)

Physical pitcher that is an imposing presence on the mound ... pitches regularly in the low to mid 90s and possesses a late-breaking slider as his put-away pitch ... made just two appearances on the mound in 2018 due to injury and had to sit out the 2019 season due to a latissimus muscle ailment.

## 2019 Season

Received a medical redshirt in 2019 after having to sit out the entire season due to injury.

## 2018 Season

Appeared in two games with one start, allowing no runs on one hit in three innings with two walks and three strikeouts ... started and pitched one inning versus Tulane (March 21), allowing no runs and no hits with one strikeout ... pitched two relief innings versus McNeese State (May 9), limiting the Cowboys to no runs on one hit with two walks and two strikeouts.

## Prior to LSU

Listed among the Baseball America 2017 Top 100 Draft Prospects ... 2017 MaxPreps all-American and a 2016 Perfect Game all-American ... named first-team all-Metro in 2015, 2016 and 2017 ... posted a 2-1 record as a senior in 2017 with a 0.65 ERA and 32 strikeouts in 20 innings ... batted .354 in 2017 with a .486 on-base percentage, a .585 slugging percentage, six doubles, two triples and three homers ... also played tight end and defensive end for his high school football team.

## Personal

Full name is Nicholas Richard Storz ... parents are Richard and Toni Storz ... had an older brother, Richie, and a younger sister, Samantha ... on choosing to attend LSU - "LSU has the best facilities, coaches, trainers and fans in all of college baseball. There is no other school that I personally can see myself playing for, and I am completely honored to wear the Purple and Gold every day." ... majoring in general business at LSU ... born January 23, 1998, in Brooklyn, N.Y.

## Storz's LSU Career Stats

Year	ERA	W-L	App	GS	CG	SHO/CBO	SV	IP	H	R	ER	BB	SO	2B	3B	HR	BF	B/Avg	WP	HBP	BK	SFA	SHA
2018...	0.00	0-0	2	1	0	0/0	0	3.0	1	0	0	2	3	0	0	0	13	.125	0	2	0	0	1



**9**  
**Wes Toups**  
Outfielder  
5-9, 173, L-R, Fr., HS  
Thibodaux, La. (E.D. White HS)

A left-handed hitting centerfielder that covers a lot of ground on defense and is a tough out at the plate ... a very speedy runner (6.5 seconds in the 60-yard dash), and he closes well on the ball, allowing him to make highlight-reel catches on a regular basis ... has a very patient approach at the plate, allowing him to draw a lot of walks ... also has pop in the bat and the ability to hit the ball out of the ball park.

## Prior to LSU

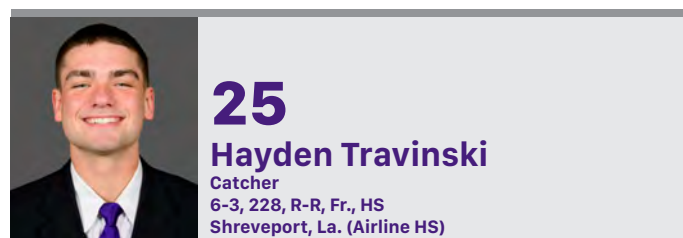
A five-year baseball letterman and three-year starter at E.D. White Catholic High in Thibodaux, La. - his first varsity action came as a 13-year-old 8th grader ... E.D. White High posted an overall won-loss record of 142-31 during his five seasons, and he was part of five consecutive district championships, five playoff appearances, and a school record 27-0 start to the 2019 season ... posted a .428 career batting average with 119 hits, 20 doubles, nine homers, 93 RBI, 127 runs, 91 stolen bases, 110 walks and a .590 on-base percentage ... set several career school records, including batting average, walks, runs, stolen bases



and on-base percentage ... ranked as the No. 129 player in the country by Prep Baseball Report ... a three-time all-state, all-region and all-district selection; also named the 2018 Louisiana Baseball Coaches Association Region 8 Hitter of the Year ... a 2019 ABCA/Rawlings All-America nominee and a member of the 2019 Louisiana High School Athletic Association Class 4A All-Academic Team ... also played running back for the E.D. White High football team ... gained valuable experience in the summer of 2019, playing all three outfield positions with the Illinois-based Danville Dans (Illinois) of the Prospect League; Toups was the only high school player on any of the 12 teams in the league.

### Personal

Full name is Wes Michael Toups ... parents are Duane and Lynne Toups ... has two older sisters, Alaina and Maddie ... says the LSU culture influenced his decision to sign with the Tigers ... majoring in sport administration at LSU ... born April 10, 2001, in Thibodaux, La.



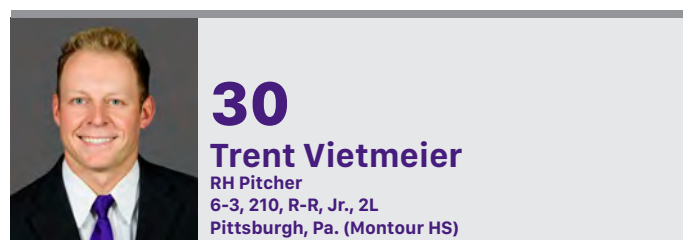
A strong catcher with big-time power in his bat ... has a plus arm behind the plate, and is developing his catching skills ... a hard worker that will keep getting better and a tremendous competitor who will not back down from challenges.

### Prior to LSU

A four-year letterman at Loyola College Prep and Airline High School in Shreveport, La. ... batted .429 as a senior at Airline High with eight doubles, three triples, 12 homers, 41 RBI, 28 walks and a 1.560 OPS ... a two-time All-State and three-time All-City selection ... named the 2019 Defensive Player of the Year in Shreveport and the All-Region Team Hitter of the Year ... voted a 2018 Perfect Game All-American ... played in the summer of 2019 for the Saugerties (N.Y.) Stallions in the Perfect Game Collegiate Baseball League.

### Personal

Full name is Hayden Robert Travinski ... parents are Jason and Dickie Travinski ... majoring in sport administration at LSU ... born October 17, 2000.



Athletic pitcher that is a fierce competitor and very tough-minded ... displays a toughness on the mound with his presence and aggressiveness ... works on a good downhill angle with a fastball in the upper 80s and low 90s ... curveball shows tight spin and late action down in the zone ... does a good job of filling up the strike zone with all of his pitches.

### 2019 Season

Pitched in 25 games as a reliever, recording a 3-1 mark and a 5.24 ERA in 34.1 innings with 34 strikeouts ... the winning pitcher in NCAA Baton Rouge Regional championship game vs. Southern Miss (June 2), firing two shutout innings while allowing two hits with no walks and two strikeouts ... also pitched a scoreless relief inning in the regional opener versus Stony Brook (May 31) with one strikeout ... pitched 2.1 scoreless relief innings versus Ole Miss (May 4), allowing just one hit ... fired eight straight scoreless innings over four appearances from March 28-April 9, allowing three hits with seven strikeouts ... picked up a relief win on April 3 versus South Alabama, working two scoreless innings with no walks and one strikeout ... excellent relief outing at Mississippi State (March 28), as he recorded 3.2 shutout innings with no hits and three strikeouts ... fired a career-high six strikeouts and earned his first career save, as he worked the final four innings of Game 2 win over Kentucky (March 16) ... fired 1.2 shutout innings versus Holy Cross (March 6), allowing no hits and no walks with four strikeouts.

### 2018 Season

Pitched in 16 games as a reliever, recording a 1-0 mark and a 4.91 ERA in 22 innings with 13 walks and 19 strikeouts ... picked up first career win on May 9 versus McNeese State, firing 1.1 shutout innings while allowing just one hit ... pitched a season-high 3.2 innings on February 17 versus Notre Dame, limiting the Irish to no runs on two hits with no walks and four strikeouts ... also recorded four Ks in three innings of work versus New Orleans on February 21 ... worked 1.1 shutout innings versus Alabama (May 12), allowing two hits with two strikeouts ... pitched three innings in NCAA Regional game at Oregon State (June 2), allowing two runs in three hits with one strikeout.

### Prior to LSU

Recorded a 14-3 career mark, firing 174 strikeouts in 117 innings with a 0.63 ERA and eight saves ... posted a .437 career batting average in high school, also playing first base and third base ... 2017 Perfect Game 1st Team Atlantic Region; also named to the USA Today all-Pennsylvania team ... a three-time Big 5/6A All Conference and All Area selection ... a two-time Max Preps Player of the Year ... lettered in four high school sports (baseball, football, basketball, golf) and was an all-conference football defensive end.

### Personal

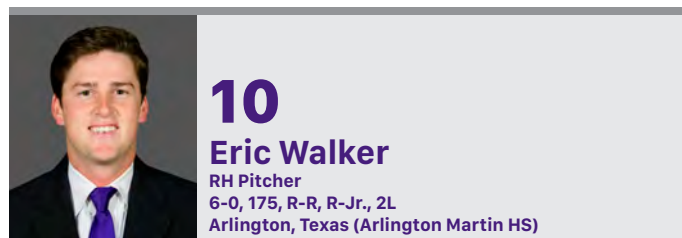
Full name is Trent Jacob Vietmeier ... parents are Glenn and Kelly Vietmeier ... has two younger sisters, Brooke and Ava ... on choosing to attend LSU – "I wanted to be surrounded by the best coaches, players and fans in the country and win a National Championship! I love the people and their energy here at LSU!" ... majoring in interdisciplinary studies at LSU ... born October 3, 1998, in Pittsburgh, Pa.

### Vietmeier's LSU Career Stats

Year	ERA	W-L	App	GS	CG	SHO/CBO	SV	IP	H	R	ER	BB	SO	2B	3B	HR	BF	B/Avg	WP	HBP	BK	SFA	SHA
2018...	4.91	1-0	16	0	0	0/0	0	22.0	21	12	12	13	19	3	1	4	100	.263	5	5	2	2	0
2019...	5.24	3-1	25	0	0	0/1	1	34.1	36	21	20	11	34	4	0	4	155	.267	2	4	0	1	4
TOTAL...	5.11	4-1	41	0	0	0/1	1	56.1	57	33	32	24	53	7	1	8	255	.265	7	9	2	3	4

### Vietmeier's LSU Career Highs

Innings:	4.0 vs. Kentucky (3/16/19)
Strikeouts:	6 vs. Kentucky (3/16/19)
Hits Allowed:	5 vs. Kentucky (3/16/19)
Runs:	6 at Arkansas (5/10/19)
Earned Runs:	5 at Arkansas (5/10/19)
Walks:	3 at Mississippi State (3/28/19)



### 2018 SEC Academic Honor Roll

2017 Freshman All-American (D1 Baseball, Baseball America, Perfect Game, NCBWA, Collegiate Baseball)

### 2017 Freshman All-SEC

SEC Pitcher of the Week (April 10, 2017)

2017 SEC First-Year Academic Honor Roll

2017 Louisiana Freshman of the Year

Outstanding pitcher who enjoyed a tremendous freshman season at LSU; however, he suffered a tear in the ulnar collateral ligament of his right elbow near the end of the season and underwent Tommy John surgery over the summer ... Walker missed the entire 2018 season, but returned to the mound in 2019 ... his elite pitchability, command of three pitches and his ability to fill up the zone with strike after strike is reminiscent of former LSU greats Aaron Nola and Jared Bradford ... in addition to his great high school baseball career, Walker was a three-year starting quarterback for an outstanding football team at the 6A level in Texas, and he is a tremendous leader ... a member of the 2017 SEC First-Year Academic Honor Roll and the 2018 SEC Academic Honor Roll as a finance major.

## Player Profiles

### 2019 Season

Pitched in 18 games (15 starts), recording a 5-4 mark and a 5.47 ERA with 56 strikeouts in 72.1 innings ... started the championship game of the NCAA Baton Rouge Regional versus Southern Miss (June 2), allowing four runs on three hits in 4.2 innings with two walks and two strikeouts ... posted a win over Auburn on May 16, allowing one run on two hits in six innings with three walks and five strikeouts ... defeated Alabama on April 27 as he recorded a career-best nine strikeouts in the win ... Walker limited the Crimson Tide to one run on five hits in 5.2 innings ... he allowed a solo homer to the first Alabama hitter he faced in the bottom of the first inning, but he blanked the Crimson Tide throughout the remainder of his outing ... posted a win over Florida on April 20, limiting the Gators to two runs on six hits in 5.2 innings with no walks and five strikeouts ... defeated Mississippi State on March 30 with a superb effort, blanking the Bulldogs in seven innings of work while allowing just four hits with two walks and three strikeouts ... the game was halted by rain in the top of the fifth inning for one hour, 19 minutes, but Walker returned to the mound after the delay to fire three more scoreless innings ... fired a total of 91 pitches in the outing, which was his longest of 2019 ... he did not allow an extra-base hit, and only one Mississippi State runner advanced beyond first base ... worked 4.1 innings as starter March 17 vs. Kentucky – one run on five hits with one walk and six strikeouts ... excellent relief outing in 2019 debut versus UL-Monroe (Feb. 15) – 2.1 shutout innings with one hit, no walks, two strikeouts.

### 2018 Season

Received a medical redshirt after undergoing Tommy John surgery in the summer of 2017 and sitting out the entire 2018 season.

### 2017 Season

Started 17 games as a member of the Tigers' weekend rotation, posting an 8-2 mark and a 3.48 ERA in 95.2 innings with 23 walks and 78 strikeouts ... 2-1 record with a 1.02 ERA in three postseason starts (SEC and NCAA Tournaments combined), firing 16 strikeouts in 17.2 innings ... pitched two innings in College World Series second round game versus Oregon State (June 19) before having to leave the contest with a tear in the ulnar collateral ligament of his right elbow ... defeated Rice in the championship game of the NCAA Baton Rouge Regional (June 4), blanking the Owls through eight innings with seven hits, no walks and a career high-tying eight strikeouts ... brilliant outing in SEC Tournament championship game win over Arkansas (May 28), limiting the Razorbacks to one run on five hits in 7.2 innings with one walk and a career high-tying eight strikeouts ... Walker was only four outs away from throwing the first nine-inning no-hitter at LSU in 55 years before allowing a solo home run with two outs in the eighth inning on May 13 versus Auburn; he fired 7.2 hitless innings with three walks and three strikeouts before the no-hit bid ended in the eighth ... finished out the eighth inning by striking out the next Auburn batter after the home run, and he earned his sixth win in seven decisions as LSU completed a series sweep ... recorded a victory on April 15 over Ole Miss, limiting the Rebels to two runs on six hits in 6.2 innings with no walks and five strikeouts ... he increased his consecutive scoreless innings streak to 18 before the Rebels scored a run against him in the top of the third inning ... named the SEC Pitcher of the Week on April 10 after firing a shutout on April 9 at Arkansas, defeating the Razorbacks, 2-0, for his first career complete game in just his eighth collegiate start ... blanked Arkansas by limiting the Razorbacks to just four hits with two walks and four strikeouts and allowing just one player to advance beyond second base ... threw a career-high 119 pitches in the Arkansas game and extended his consecutive scoreless innings streak to 16 ... the shutout against Arkansas was the first recorded by an LSU pitcher since May 30, 2015, when Alex Lange blanked UNC Wilmington in the NCAA Baton Rouge Regional ... excellent outing versus Texas A&M (April 1) as he blanked the Aggies in seven innings of work, allowing just three hits with one walk and seven strikeouts ... fired a career-high 108 pitches in the outing, which was a no-decision after the Aggies rallied against the LSU bullpen ... defeated Georgia (March 19) in his first career SEC start, limiting the Bulldogs to three runs on five hits in six innings with no walks and a career-best eight strikeouts ... earned win over Wichita State (March 12), limiting the Shockers to no runs on three hits in six innings with two walks and three strikeouts ... fired seven strikeouts against Texas Tech (March 5), limiting the Red Raiders to one run on six hits with no walks.

### Prior to LSU

Compiled a 27-5 record with 295 strikeouts in three seasons as a starting pitcher in high school ... posted a 7-3 mark his senior year with a 1.24 ERA and 95 strikeouts, and recorded 13, 14 and 15-strikeout games during the season ... posted a 14-0 mark in his junior season with a 0.85 ERA and 113 strikeouts; recorded 12 complete games and led team to state runners-up finish ... named

2015 Dallas/Fort Worth All-Area Pitcher of the Year ... also received numerous All-State, All-Dallas/Fort Worth Area and All-District accolades in his junior and senior seasons.

### Personal

Full name is Eric Scott Walker ... parents are Dean and Tammy Walker ... father is a real estate appraiser, mother is a flight attendant ... has one older brother, Ryan, who played baseball at UT-Arlington and is now in Double-A with the Minnesota Twins organization ... on his decision to attend LSU – "I came to LSU to play for the best team in college baseball, and be a part of a city, community and group of friends that thrives on competition, winning and battling in tough situations, so that when I leave, if it's for baseball or for the real world, I'll be changed for the better." ... majoring in finance at LSU.

### Walker's LSU Career Stats

Year	ERA	W-L	App	GS	CG	SHO/CBO	SV	IP	H	R	ER	BB	SO	2B	3B	HR	BF	B/Avg	WP	HBP	BK	SFA	SHA
2017...	3.48	8-2	17	17	1	1/1	0	95.2	83	38	37	23	78	19	0	12	393	.233	2	12	1	1	1
2019...	5.47	5-4	18	15	0	0/0	0	72.1	67	44	44	32	56	13	1	9	320	.247	3	8	0	3	5
TOTAL...	4.34	13-6	35	32	1	1/1	0	168.0	150	82	81	55	134	32	1	21	713	.239	5	20	1	4	6

### Walker's LSU Career Highs

Innings:	9.0 at Arkansas (4/9/17)
Strikeouts:	9 at Alabama (4/27/19)
Hits Allowed:	8 at Missouri (4/14/19)
Runs:	7 at Kentucky (4/23/17)
Earned Runs:	7 at Kentucky (4/23/17)
Walks:	4 three times; most recently vs. Mississippi State (5/22/19)



**23**  
**CJ Willis**  
1B/OF  
6-2, 193, L-R, So., 1L  
Ruston, La. (Ruston HS)

### MLB Draft: 39th Round in 2018 (Tampa Bay Rays)

An extremely talented and versatile player who can really swing the bat from the left side ... hit .362 in 24 games for the Wisconsin Rapids Rafter in the Northwoods League in the summer of 2019, collecting six doubles, one triple, two homers, 13 RBI, seven steals and 17 runs scored.

### 2019 Season

Played in 24 games (11 starts), batting .212 (11-for-52) with four doubles, seven RBI and eight runs ... started six games at designated hitter and five games at first base ... produced an RBI double in April 20 win over Florida ... 2-for-3 with a run scored versus Florida on April 19 ... collected three hits with a double, five RBI and three runs in LSU's series win at Mississippi State (March 28-30).

### Prior to LSU

Selected in the 39th round of the 2018 MLB Draft by the Tampa Bay Rays ... rated No. 60 among the nation's top players by Perfect Game ... selected as First-Team All-Louisiana by USA Today ... earned All-America, All-State and All-District honors during his high school career ... a two-time Region Player of the Year and a four-time first team all-Region selection ... voted 2018 Team MVP his senior year, as he batted .375 with three doubles, four triples, four homers, 28 runs, 22 RBI, 11 stolen bases and a .531 on-base percentage ... career stats at Ruston High School: .338 batting average, 23 doubles, 11 triples, 12 homers, 86 RBI and 21 steals in 23 attempts.

### Personal

Full name is Christopher Wayne Willis Jr. ... parents are Chris and Mandy Willis ... Dad played football at Louisiana Tech and Mom was a track and field athlete at Louisiana Tech ... has a younger brother, Dawson, and a younger sister, Kennedy ... cites "the fan base, history and success of LSU Baseball" as factors in his decision to attend LSU ... majoring in sport administration at LSU ... born July 4, 2000, in Monroe, La.



### Willis' LSU Career Stats

Year	Avg	GP-GS	AB	R	H	2B	3B	HR	RBI	TB	SLG%	BB	HBP	SO	GDP	OB%	SF	SH	SB-ATT	PO	A	E	FLD%
2019...	.212	24-11	52	8	11	4	0	0	7	15	.288	8	0	24	1	.311	1	0	1-2	37	3	0	1.000

### Willis' LSU Career Highs

At-Bats:	5 vs. Florida (4/20/19)
Hits:	2 vs. Florida (4/19/19)
Runs Scored:	2 at Mississippi State (3/30/19)
Doubles:	1 four times; most recently vs. Florida (4/20/19)
Triples:	none
Home Runs:	none
RBI:	3 at Mississippi State (3/29/19)







Above Left: LSU coach Paul Mainieri (right) receives his American Baseball Coaches Association Hall of Fame plaque from Gene McArtor of the ABCA. Mainieri was inducted into the ABCA Hall of Fame on January 3, 2014 in Dallas. Above Right: Paul Mainieri (left) is presented with the 2015 Skip Bertman National Coach of the Year Award by the award's namesake at the College Baseball Hall of Fame in Lubbock, Texas, on June 29, 2015.

# PAUL MAINIERI HEAD COACH

**LSU Record (13 seasons): 591-255-3 (.698)**  
**Career Record (37 seasons): 1455-747-8 (.660)**

## PAUL MAINIERI AT LSU

- 2015 National Coach of the Year**  
(College Baseball Foundation, NCBWA)
- 2009 National Coach of the Year**  
(ABCA, Baseball America, Collegiate Baseball, Rivals.com)
- 2008 National Coach of the Year**  
(Rivals.com, College Baseball Insider)
- 2015 and 2009 SEC Coach of the Year**
- 2018 U.S. Collegiate National Team Coach**
- Recipient of 2018 USA Baseball Rod Dedeaux Award**

## LSU BASEBALL UNDER PAUL MAINIERI

- NCAA National Champions 2009**
- NCAA National Runners-Up 2017**
- College World Series Appearances**  
2008, 2009, 2013, 2015, 2017
- NCAA Regional Champions**  
2008, 2009, 2012, 2013, 2015, 2016, 2017, 2019
- NCAA Tournament National Seeds**  
2008, 2009, 2012, 2013, 2014, 2015, 2016, 2017, 2019
- Southeastern Conference Champions**  
2009, 2012, 2015, 2017
- SEC Tournament Champions**  
2008, 2009, 2010, 2013, 2014, 2017

Spanning 13 seasons, the Paul Mainieri Era at LSU has been distinguished by tremendous success in all facets of the Fighting Tiger baseball program.

Mainieri has guided the Tigers to the 2009 College World Series national championship and five CWS appearances. During Mainieri's tenure, LSU has captured a remarkable 30 team championships, including the 2009 NCAA title, eight NCAA Regional championships, five NCAA Super Regional championships, four Southeastern Conference championships, six SEC Tournament titles and six SEC Western Division crowns.

Mainieri has a 1,455-747-8 (.660) record in 37 seasons of collegiate coaching at St. Thomas University (1984-88), Air Force (1989-94), Notre Dame (1995-2006) and LSU (2007-present).

He is No. 2 on the career wins list for active NCAA coaches and No. 10 in all-time NCAA wins, and he is one of only six coaches in NCAA history to have won over 1,400 games and a national championship.

Mainieri is 591-255-3 (.698) at LSU, and he has the third-highest winning percentage in SEC history, trailing only former LSU coach Skip Bertman, who was 870-330-3 (.724) from 1984-2001, and former South Carolina coach Ray Tanner, who posted a 738-316 (.700) mark from 1997-2012.

Under Mainieri, the Tigers earned an NCAA Tournament National Seed in six consecutive seasons (2012-17), making LSU and Stanford (1999-

2004) the only schools in NCAA history to capture six straight National Seeds. Since 2008, LSU has earned nine NCAA Tournament National Seeds, the second-best mark in the country over the past 12 seasons.

Mainieri served as the head coach of the United States Collegiate National Team for its 2018 summer tour, and he led Team USA to a 12-3 record that included series victories over Chinese Taipei, Japan and Cuba.

His sincere commitment to everyday excellence was recognized in a substantial way on January 3, 2014, in Dallas when he was inducted into the American Baseball Coaches Association Hall of Fame.

Mainieri, a four-time National Coach of the Year, joined in the Hall of Fame his father, Demie Mainieri, who coached Miami-Dade North Community College to 1,012 wins and a national title in his 30-year career. Demie and Paul Mainieri are the only father-son combination in the ABCA Hall of Fame.

Mainieri's LSU players have earned First-Team All-America recognition on 13 occasions, and 18 of his former Tigers have played Major League Baseball. Five of his former players have won MLB World Series championships – St. Thomas University pitcher Joe Klink (1997 Twins and 1989 Athletics); Notre Dame pitcher Brad Lidge (2008 Phillies); LSU pitcher Louis Coleman (2015 Royals); LSU infielder Alex Bregman (2017 Astros); and LSU

**"Pro ball wasn't a drastic change for me at all. Coach Mainieri and the way he runs the program is the same way the Royals teach. That told me I learned a lot while I was at LSU, and at the time I didn't even know how important that was. Pitching at LSU definitely helped prepare me for the next level."**

- LOUIS COLEMAN, KANSAS CITY ROYALS/LOS ANGELES DODGERS/DETROIT TIGERS; LSU PITCHER (2006-09)





**Top Right:** Coach Mainieri flew with the U.S. Air Force Thunderbirds in an F-16 fighter jet during a demonstration flight in October 2015 at Chennault International Airport in Lake Charles, La. **Middle Right:** Mainieri accepted the 2017 Stan Musial Award for Sportsmanship after the Tigers conducted "Soldier Salutes" during their games versus Army and Air Force. **Bottom Right:** Paul Mainieri led the 2018 U.S. Collegiate National Team to series victories over Cuba, Japan and Chinese Taipei.



outfielder Andrew Stevenson (2019 Nationals).

LSU players have been chosen in the MLB Draft on 86 occasions during Mainieri's tenure, including a first-round selection in seven of the past 11 seasons – outfielder Jared Mitchell in 2009, pitcher Anthony Ranaudo in 2010, outfielder Mikie Mahtook in 2011, pitcher Kevin Gausman in 2012, pitcher Aaron Nola in 2014, shortstop Alex Bregman in 2015 and pitcher Alex Lange in 2017.

The first six players developed into first-round selections under Mainieri after being drafted out of high school (Mitchell, 10th round; Ranaudo, 11th round; Mahtook, 39th round; Gausman, sixth round; Nola, 22nd round; and Bregman, 29th round). Lange was undrafted out of high school and developed into a first-round pick at LSU.

Eighteen of Mainieri's LSU players have reached the Major Leagues, including infielder Alex Bregman, pitcher Aaron Nola, infielder DJ LeMahieu, pitcher Louis Coleman, pitcher Charlie Furbush, pitcher Ryan Verdugo, pitcher Kevin Gausman, pitcher Anthony Ranaudo, infielder Matt Clark, outfielder Mikie Mahtook, pitcher Nick Rumbelow, pitcher Nick Goody, infielder Ryan Schimpf, outfielder JaCoby Jones, outfielder Andrew Stevenson, pitcher Ryan Eades, infielder Austin Nola and outfielder Jake Fraley.

Mainieri's commitment to academic achievement has been illustrated by the Tigers' performance in the classroom, as 94 LSU baseball players have earned their degrees during his tenure. Twenty-three of the graduates were

players who signed professional contracts before completing their college eligibility and returned to LSU to finish their degree requirements. Mainieri has coached 133 players who have completed their collegiate eligibility at LSU, and 132 of those players have earned a degree and/or played professional baseball. In addition, LSU players have received SEC Academic Honor Roll recognition on 130 occasions over the past 13 seasons.

He has established an active community service function within the baseball program, as the Tigers regularly visit hospitals and schools in the Baton Rouge area. The team also participates in the ALS Walk – promoting awareness of the treatment of Lou Gehrig's Disease – and in the Buddy Walk, which is designed to encourage acceptance and inclusion of people with Down Syndrome.

Mainieri is personally involved in several philanthropic causes, including Cancer Services of Baton Rouge, the ALS Association, the Baton Rouge Children's Advocacy Center, the Knock Knock Children's Museum, Prostate Cancer Awareness and the Kelli Leigh Richmond Ovarian Cancer Foundation.

When Mainieri was hired as LSU's coach in June 2006, he expressed a clear vision for the future of the Fighting Tiger program.

"Make no mistake about it," he said. "The goal is to return LSU to the pinnacle position in college baseball. I have all the confidence in the world that we can do that here."

Just three years later, LSU did indeed occupy the

"I've known Paul throughout his entire career, and he is the epitome of what a college coach should be. His players get better and maximize their talents on the field under his tutelage, but more importantly, the instruction and inspiration he gives them encourages them to become better young men. He makes a tremendous impact upon his players in all facets of their lives, and that's what makes him special. Any father would be proud to say that his son played for Paul Mainieri."

- JIM HENDRY, FORMER CHICAGO CUBS GM ON LSU COACH PAUL MAINIERI





Paul with his father Demie Mainieri (top) and Tommy Lasorda (bottom).

## Mainieri's Mentors

Paul Mainieri grew up around the game of baseball on a daily basis and, as the son of a Hall of Fame coach, had the good fortune to be exposed to several outstanding coaches.

Mainieri cites three primary influences in his development as a coach, headed by his father Demie

Mainieri, who coached Miami-Dade North Community College to 1,012 wins and a national title in his 30-year career. Demie Mainieri passed away in March 2019 at the age of 90.

"My father laid the foundation for identifying the correct reasons to enter into the coaching profession," says Mainieri.

"Despite his success that he may have encountered, my father emphasized to me that a coach was a teacher first and foremost. Watching how he made such a positive impact on young people's lives was the greatest factor for me wanting to follow in his footsteps."

Mainieri spent his final two seasons as an infielder at the University of New Orleans, where he had the good fortune of playing for legendary UNO coach Ron Maestri.

"Coach Maestri showed me how a high intensity level and work ethic can translate into success," recalls Mainieri. "He used to do the little things-like drag the

field and go into the community to raise support - and his charisma resulted in the construction of a beautiful ballpark for our team.

"He pushed his team hard but would do anything for his players, and his players were very loyal to him. Coach Maestri also relayed to me the importance of recruiting the best athletes - meaning shortstops - and we had six or seven high school shortstops in our everyday lineup."

During his early days in coaching, Mainieri had the chance to meet former Los Angeles Dodgers manager Tommy Lasorda and has maintained a friendship with one of the game's greatest ambassadors.

"Tommy has advised me in so many areas, it's hard to specify any areas of emphasis," says Mainieri of Lasorda, the keynote speaker at the 2008 LSU First Pitch Banquet. "I think from him I really realized how important it is to bring joy to the ballpark every day. The players definitely follow your lead as the coach and the enthusiasm you show for your job will rub off on them."

Mainieri readily credits his success to the guidance of those three Hall of Famers.

"I think it's safe to say I've learned from the best!" he says.

pinnacle position in college baseball as the 2009 NCAA National Champions. Mainieri directed the '09 Tigers to the College World Series title, posting a 56-17 overall record, including a 10-1 mark in NCAA Tournament competition.

The Tigers defeated Texas in the CWS Championship Finals to win the national title, LSU's sixth CWS championship and its first since 2000. Mainieri also guided his squad to the 2009 Southeastern Conference regular-season and tournament titles.

### The Mainieri Era of Excellence

LSU has finished in the Top 10 six times in the college baseball polls over the past 12 seasons, including four Top 5 finishes.

Most recently, Mainieri directed the 2019 Tigers to a 40-26 record that included an NCAA Regional championship, his eighth as LSU's coach. The Tigers were the NCAA Tournament No. 13 National Seed and played host to an NCAA Super Regional for the eighth time in Mainieri's tenure.

LSU in 2019 won at least 40 games for the 10th time since 2008, and the Tigers posted five walk-off wins, establishing a school record in that category.

Senior outfielder Antoine Duplantis in 2019 became LSU's career hits leader with 359, and six Tigers were selected in the '19 MLB Draft, including shortstop Josh Smith, the second-round pick of the New York Yankees.

Mainieri led the 2018 Tigers to an NCAA Regional appearance, where LSU advanced to the regional final against eventual national champion Oregon State. LSU in 2018 also advanced to the SEC Tournament championship game for the seventh time in 11 seasons, becoming the first team seeded lower than fourth in the current tournament format to reach the final game.

The 2018 Tigers featured three Freshmen All-Americans - pitchers Ma'Khail Hilliard and AJ Labas and outfielder Daniel Cabrera - and seven MLB Draft selections.

Mainieri's 2017 squad advanced all the way to the College World Series Finals, where the Tigers were defeated by Florida and finished as national runners-up. LSU, a consensus No. 2 in the final rankings, won five championships in 2017 - the Tigers were SEC regular-season champions, SEC Western Division champions, SEC Tournament champions, NCAA Regional champions and NCAA Super Regional champions.

For the first time in its College World Series history, LSU won three straight elimination games in 2017, reaching the CWS Finals by eliminating Florida State and top-ranked Oregon State, which had a 56-4 record before suffering two straight losses to the Tigers. The 2017 Tigers won 20 of their last 23 games and 25 of their last 30, and the squad compiled a 17-game win streak from May 11-June 17. LSU had a 27-15 record on April 25, but


went 25-5 over its final 30 contests.

Six LSU players were selected in the first nine rounds of the 2017 MLB Draft, including pitcher Alex Lange, a first-round selection of the Chicago Cubs.

Despite returning just one starting position player from the previous season, Mainieri led the 2016 LSU squad to the Tigers' fifth straight NCAA Tournament National Seed. LSU and Stanford - which earned six in a row from 1999-2004 - are the only schools to secure five consecutive National Seeds. The '16 Tigers won the NCAA Baton Rouge Regional title, and LSU played host to a Super Regional for the fourth time in five seasons. Eight LSU players were selected in the 2016 MLB Draft, including outfielder Jake Fraley in the second round by the Tampa Bay Rays.

Mainieri was named in 2015 the winner of the Skip Bertman Award as the National Coach of the Year, as he led the Tigers to a nation's-best 54 wins, the SEC regular-season title and a berth in the College World Series. He also received 2015 National Coach of the Year recognition from the National Collegiate Baseball Writers Association.

The '15 Tigers, who were ranked No. 1 for 10 consecutive weeks during the season, produced three first-team All-America players - shortstop Alex Bregman, pitcher Alex Lange and catcher Kade Scivicque - a mark that tied the school record set in 2013. LSU produced five first-team



### Playing Days at LSU

Mainieri began his collegiate playing career at LSU, earning a letter as a Tiger outfielder in 1976. From LSU, he transferred to Miami-Dade Junior College for a season and then played two seasons at the University of New Orleans.

### Aim High

Mainieri was the first civilian baseball coach at the Air Force Academy.

### Fighting Irish

Mainieri directed Notre Dame to nine conference titles and a 2002 College World Series appearance.



## The Paul Mainieri File

**Pronunciation:** Muh-NAIR-ee

<b>Career Record:</b>	1455-747-8 (.660, 37 seasons)
<b>at LSU:</b>	591-255-3 (.698, 13 seasons)
<b>at Notre Dame:</b>	533-213-3 (.714, 12 seasons)
<b>at Air Force:</b>	152-158 (.490, six seasons)
<b>at St. Thomas:</b>	179-121-2 (.598, six seasons)
<b>Birthdate:</b>	August 29, 1957
<b>Hometown:</b>	Miami, Florida
<b>Education:</b>	1980 - B.S. in physical education from Florida International 1982 - M.S. in sports administration from St. Thomas (Fla.)
<b>Wife:</b>	Married to the former Karen Fejes of New Orleans, La.
<b>Children:</b>	Nicholas, Alexandra, Samantha, and Thomas
<b>Grandchildren:</b>	Holden Brooks Roth; Jonathan Demie Mainieri; Wren Violet Rauber

### Coaching Awards

2018	USA Baseball Rod Dedeaux Award
2018	U.S. Collegiate National Team Head Coach
2015	Skip Bertman Award - National Coach of the Year
2015	NCBWA National Coach of the Year
2015	Southeastern Conference Coach of the Year
2015	Louisiana Sportswriters Association Coach of the Year
2014	ABCA Hall of Fame Induction Class
2013	Louisiana Sportswriters Association Coach of the Year
2012	Louisiana Sportswriters Association Coach of the Year
2009	National Coach of the Year (ABCA, Baseball America, Collegiate Baseball, Rivals.com)
2009	Southeastern Conference Coach of the Year
2009	Louisiana Sportswriters Association Coach of the Year
2008	National Coach of the Year (Rivals.com, CollegeBaseballInsider.com)
2008	Louisiana Sportswriters Association Coach of the Year
2001, 2002 & 2006	ABCA Midwest Region Coach of the Year
2001	Big East Coach of the Year
2000	National Coach of the Year (College Baseball Insider)
1984	Sunshine State Conference Coach of the Year

All-SEC performers, also tying a school record established in 2013. Eight Tigers were selected in the 2015 MLB Draft, including Bregman, the No. 2 overall pick by the Houston Astros.

Mainieri guided the 2014 squad to a 46-16-1 record and a No. 8 National Seed in the NCAA Tournament, marking the third consecutive season the Tigers have earned a National Seed. LSU also leads the nation with 150 victories over the last three years.

The '14 Tigers claimed LSU's fifth SEC Tournament title in the past seven seasons, and the LSU pitching staff led the nation with a school-record 17 shutouts. The staff featured junior right-hander Aaron Nola, who earned National Pitcher of the Year recognition and was voted SEC Pitcher of the Year for the second straight season. Nola, who was 11-1 with a 1.47 ERA, was the first-round selection (seventh pick overall) by the Philadelphia Phillies in the 2014 MLB Draft.

Mainieri led the 2013 squad to an SEC record-tying 57 victories (57-11) and a berth in the College World Series. The '13 Tigers captured four championships during a remarkable year, winning the SEC Western Division, the SEC Tournament, an NCAA Regional and an NCAA Super Regional. LSU also established a school record for SEC regular-season victories with a 23-7 league mark.

The 2013 team featured three first-team all-Americans, a first for the distinguished LSU Baseball program. Shortstop Alex Bregman was named National Freshman of the Year and the winner of the Brooks Wallace Award as the nation's best shortstop; SEC Pitcher of the Year Aaron Nola was 12-1 on the mound with a 1.57 ERA; and first baseman Mason Katz batted .370 and led the SEC with 16 homers and 70 RBI.

Mainieri was a finalist for the 2013 Skip Bertman National Coach of the Year award, and a school-



**Top Row (l-r):** son-in-law Greg, daughter Alex, son Tommy, daughter Samantha, son-in-law Nick, daughter-in-law Kate, grandson Jonathan, son Nick. **Bottom Row (l-r):** Coach Paul, granddaughter Wren, grandson Holden, wife Karen.

record nine Tigers were selected in the '13 Major League Baseball Draft.

Mainieri guided the 2012 squad to LSU's second SEC championship in four seasons, as the Tigers posted a 47-18 overall mark and captured the league title with a 19-11 conference record. LSU was named the No. 7 National Seed for the 2012 NCAA Tournament, and the Tigers won the NCAA Baton Rouge Regional before playing host to a Super Regional in Alex Box Stadium.

The 2012 team featured two first-team all-Americans — outfielder Raph Rhymes and pitcher Kevin Gausman. Rhymes led the nation in hitting with a .431 (100-for-232) average, and he was named SEC Player of the Year. Gausman was 12-2 on the mound with a 2.77 ERA, and he was the fourth overall selection in the 2012 MLB Draft by the Baltimore Orioles.

Mainieri guided a young 2011 LSU squad to a 36-20 mark, including a 12-3 record over the final 15 games of the season. Though the Tigers finished strong, LSU fell just short of qualifying for the NCAA Tournament. Despite not reaching the postseason, Mainieri and Tigers laid a solid foundation from which to build championship-caliber teams.

Outfielder Mikie Mahtook became the third first-team all-American of the Mainieri era in 2011, and two Tigers — pitcher Kurt McCune and second baseman JaCoby Jones — earned Freshman All-American recognition.

Mainieri's 2010 LSU squad won its third straight SEC Tournament title and advanced to an NCAA Regional for the third consecutive year. LSU posted a 41-22 overall mark that was highlighted by four straight victories in the SEC Tournament in Hoover, Ala. LSU became the first team to win three consecutive conference tournament titles in the format that was adopted by the league in 1996.

Mainieri reached a coaching milestone on the second playing date of the 2010 season, as he earned his 1,000th career victory when LSU defeated Centenary, 25-8, on February 20 in Alex Box Stadium.

### 2009 - The National Championship Season

LSU's magnificent 2009 season began with LSU ranked No. 1 in the polls and ended with the Tigers still occupying college baseball's summit.

LSU won its first Southeastern Conference regular-season title since 2003, posting a 20-10 SEC mark. The Tigers then became the first

league school since Alabama in 2002-03 to win consecutive SEC Tournament titles.

LSU played host to the NCAA Baton Rouge Regional, where the Tigers defeated Southern, Baylor and Minnesota to set up a Super Regional matchup versus Rice in Alex Box Stadium. LSU swept two games from the Owls, earning a berth to the CWS for the second straight season and for the 15th time in school history.

The Tigers defeated Virginia in their CWS opener and recorded two wins over Arkansas to advance to the CWS Championship Finals versus Texas. Trailing 6-4 in the ninth inning of Game 1, the Tigers staged a dramatic two-run rally and eventually prevailed, 7-6, in 11 innings. The Longhorns posted a 5-1 win in Game 2; however, LSU overwhelmed UT, 11-4, in the deciding game to claim the NCAA championship trophy.

Thirteen LSU players received 2009 SEC Academic Honor Roll recognition, and six Tigers were selected in the 2009 Major League Baseball Draft, including four in the first five rounds. Outfielder Jared Mitchell was the first-round choice of the Chicago White Sox, as LSU produced a first-round selection for the first time since 2003.

Also among the drafted players was Louis Coleman, a 2009 First-Team all-American and the SEC Pitcher of the Year chosen in the fifth round by the Kansas City Royals.

### 2008 — Return to Omaha

Mainieri first guided LSU back into prominence in 2008 as the Tigers advanced to the College World Series, earning a berth to Omaha for the first time since 2004.

Mainieri, named 2008 National Coach of the Year by Rivals.com and by CollegeBaseballInsider.com, directed the Tigers to a 49-19-1 record. LSU, which was predicted to finish fifth in the SEC Western Division in the preseason league coaches' poll, won 26 of its final 29 games during a remarkable late-season surge.

Mainieri's promise to LSU fans to attract the nation's best players had been fulfilled during his staff's first recruiting season, as Collegiate Baseball magazine rated the Tigers' 2007 class No. 1 in the country. The recruiting class -- which included nine players selected in the Major League Baseball Draft -- combined with LSU's returning players to form an outstanding 2008 club.

With four weeks remaining in the regular season, the '08 LSU club was 23-16-1 overall and

Paul Mainieri and the '09 National Champions visited the U.S. Capitol and other Washington, D.C. landmarks on September 30, 2009.



in 11th place in the overall SEC standings with a 6-11-1 record; however, the Tigers posted a conference-record 23-game win streak that saw LSU claim the SEC Western Division title, the SEC Tournament championship and the NCAA Baton Rouge Regional championship.

LSU's 23-game surge ended with a loss to UC Irvine in Game 1 of the NCAA Baton Rouge Super Regional, but the Tigers won the next two games over the Anteaters to advance to the College World Series for the 14th time in school history and for the first time since 2004. LSU placed fifth in Omaha with a 1-2 record, marking the Tigers' first Top 5 CWS finish since the 2000 squad claimed the national title.

Fourteen LSU baseball players – the most in the program's history – were named to the 2008 Southeastern Conference Academic Honor Roll.

#### Building the LSU Foundation

It is Mainieri's goal to finish his collegiate baseball career in the same place it began 44 years ago. He earned a letter in 1976 as a freshman outfielder at LSU, where he also met his future wife, Karen, then a Fighting Tiger cheerleader.

He completed his playing career at the University of New Orleans, and, after enjoying great success as a head coach

at St. Thomas (Fla.) University, the Air Force Academy and Notre Dame, Mainieri returned to Baton Rouge for the 2007 season eager to enhance the Fighting Tigers' storied tradition.

Mainieri and his staff laid the foundation for the future of the LSU program during the '07 season, as the Tigers posted a 29-26-1 overall mark. Despite its inexperience -- the Tigers often featured four true freshmen in the batting order -- LSU was in contention for an NCAA Tournament bid through the final weekend of the regular season.

The '07 Tigers won four SEC series over Top 25 teams, as LSU posted series victories over No. 3 Arkansas, No. 13 Ole Miss, No. 15 Mississippi State (a 2007 CWS participant) and No. 25 Alabama.

LSU was led by junior right-hander Jared Bradford, a second-team All-SEC selection who posted either a win or a save in 10 of the Tigers' 12 SEC victories. Outfielder Blake Dean and catcher Sean Ochinko each received Freshman All-SEC recognition for their outstanding rookie seasons.

#### At Notre Dame (1995-2006)

Mainieri established an unparalleled standard of excellence during his tenure at Notre Dame (1995-2006),

leading his teams to 11 40-win seasons, nine conference titles, nine NCAA Regional appearances and a berth in the 2002 College World Series, marking the school's first CWS trip since 1957.

Mainieri led to Notre Dame to an NCAA Regional in every season from 1999-2006, making the Irish one of 10 teams to appear in every NCAA Tournament in that eight-year span.

Sixty of Mainieri's Notre Dame players were drafted or signed free-agent contracts, and 19 were selected in the first 10 rounds of the Major League draft. His Irish players also combined for 14 All-America and 10 Academic All-America seasons.


Mainieri's Notre Dame teams combined for a 100-percent graduation rate (71 of 71) among players who completed their eligibility.

Eight of Mainieri's former Notre Dame players reached the Major League level, including seven pitchers -- Brad Lidge, Aaron Heilman, Jeff Samardzija, Jeff Manship, John Axford, Christian Parker and Kyle Weiland. Former Irish infielder Matt Macri made his big league debut in 2008.

In 12 seasons of Big East Conference play, the Irish won more league games (192-67-2, .740) than any other team in

## Mainieri Proteges

Paul Mainieri's influence extends throughout the game of baseball, as several of his former assistant coaches and players presently work as coaches or administrators:



Virginia Coach  
Brian O'Connor

### Former Assistant Coaches

Al Avila	General Manager, Detroit Tigers; Former Head Coach, St. Thomas University
Eric Campbell	General Manager, Team USA; Former Head Coach, United States Air Force Academy
Brian O'Connor	Head Coach, Virginia
Mike Kazlauskis	Head Coach, United States Air Force Academy
Cliff Godwin	Head Coach, East Carolina
Blake Dean	Head Coach, University of New Orleans
Will Davis	Head Coach, Lamar
Dave Schrage	Head Coach, Butler
Terry Rooney	Asst. Coach, Houston; Former Head Coach, UCF
Cory Mee	Former Head Coach, Toledo
David Grewe	Former Head Coach, Michigan State

### Former Players

Allen Greene	Director of Athletics, Auburn
Mike Kazlauskis	Head Coach, United States Air Force Academy
Blake Dean	Head Coach, University of New Orleans
Will Davis	Head Coach, Lamar
Marty Smith	Head Coach, College of Central Florida
Rick Hitt	Head Coach, South Florida State College
Nolan Cain	Assistant Coach, LSU
Eddie Smith	Assistant Coach, LSU
Nate Fury	Director of Operations, LSU
Mitch Mormann	Assistant Coach, South Dakota State

"Paul was destined to be a baseball coach early on, as he learned from the best -- his Hall of Fame father, Demie. Over his coaching career, Paul has had the opportunity to impact hundreds of fortunate young men, who have learned firsthand about such values as teamwork, commitment, hard work and loyalty. He taught the very same lessons that he learned from his Dad and simply continued to pass them on to others. Paul Mainieri as a head coach embodies all that one could hope to instill in his players -- to be successful on the field and, even more importantly, to succeed at the game of life off the field."

- RANDY BUSH, CHICAGO CUBS ASSISTANT GENERAL MANAGER/TWO-TIME WORLD SERIES CHAMPION WITH MINNESOTA TWINS



the conference. Mainieri owns the top career Big East winning percentage (.740) in the history of the league and four of his teams posted 20-plus wins in Big East play.

Mainieri was voted in 2005 to the position of the ABCA's chair of the Division I Baseball Coaches – which he held for three years. He was also a member of the ABCA executive committee.

Mainieri served on the NCAA Division I Baseball Issues Committee, and he was a member of the NCAA Academic Enhancement Working Group.

Mainieri established in 2002 the Opening Night Dinner at Notre Dame, an event that he has also held at LSU.

The event, known at LSU as the First Pitch Banquet, has featured an impressive lineup of keynote speakers: Hall of Fame manager Tommy Lasorda, former Chicago Cubs GM Jim Hendry,

Golden Spikes Award winner Ben McDonald, two-time MLB World Series champion Ryan Theriot, and ESPN baseball analyst Kyle Peterson,

## Mainieri's Early Years

A former Chicago White Sox farmhand, Mainieri was the first civilian baseball coach at Air Force and averaged 26 wins in six seasons (1989-'94) for a program that averaged just 15 wins in the six previous years. His 1994 squad led the nation in hitting (.360), slugging (.623) and triples (0.76 per game).

Mainieri coached six seasons at St. Thomas University in Miami, Fla. Four of Mainieri's teams at St. Thomas were ranked in the NCAA Division II Top 10 during the season. The 1984 Sunshine State Conference Coach of the Year saw his St. Thomas teams average 30 wins per season (after an average of just 18 wins in the six previous years). St.

Thomas named its new baseball facility in Mainieri's honor in March 2013.

Fifteen of Mainieri's St. Thomas players entered pro baseball, with Joe Klink, Dane Johnson and Dan Rohrmeier each going on to appear on Major League rosters. Klink played with the 1987 Minnesota Twins and 1989 Oakland A's World Series championship teams while also pitching with the Florida Marlins in 1994.

Mainieri's coaching career began at his alma mater, Columbus High School in Miami, where he served as assistant baseball and football coach for three years before taking over at St. Thomas in the fall of 1982. He also spent the final three years at St. Thomas as director of athletics.

Mainieri was inducted into the Columbus High School Sports Hall of Fame in October 2009.

A four-year letterwinner in college, Mainieri played one season at LSU,

one season for his father, legendary JUCO coach Demie Mainieri, at Miami-Dade North Community College, and two seasons at the University of New Orleans. The second baseman helped the Privateers win two Sun Belt Conference titles and advance to the 1979 NCAA Tournament during his senior season.

After completing his undergraduate degree requirements at Florida International (1980), Mainieri played two minor-league seasons before earning a master's in sports administration from St. Thomas in 1982.

Born August 29, 1957, in Morgantown, W.Va., Mainieri and his wife, Karen, have four children – Nicholas (34), Alexandra (33), Samantha (31) and Thomas (23), and three grandchildren, Holden, Jonathan and Wren.

## Mainieri Coaching Record

YEAR	SCHOOL	RECORD	PCT.	NOTES/HONORS
1983	St. Thomas (Fla.)	19-25-1	.445	
1984	St. Thomas (Fla.)	37-14	.725	Set school record for wins, Sunshine State Conference Coach of Year
1985	St. Thomas (Fla.)	31-21	.596	
1986	St. Thomas (Fla.)	23-24	.489	
1987	St. Thomas (Fla.)	35-21	.625	Led nation with .340 team batting avg.
1988	St. Thomas (Fla.)	33-16-1	.670	
<b>St. Thomas Totals (6 years)</b>		<b>179-121-2</b>	<b>.596</b>	<b>Winningest coach in St. Thomas history at the conclusion of his tenure</b>
1989	Air Force	27-27	.500	Set school records for Western Athletic Conference wins (13)
1990	Air Force	26-34	.433	
1991	Air Force	22-27	.449	
1992	Air Force	23-24	.489	
1993	Air Force	28-22	.560	Team led nation in triples, second-most wins in team history, best AFA record since '82
1994	Air Force	26-24	.520	Team led nation with .360 batting average
<b>Air Force Totals (6 years)</b>		<b>152-158</b>	<b>.490</b>	<b>Second-winningest coach in Air Force history</b>
1995	Notre Dame	40-21	.656	Midwestern Collegiate Conf. Western Div. champs, most wins by first-year ND coach
1996	Notre Dame	44-18	.710	Participated in NCAA South I Regional (Tuscaloosa, Ala.)
1997	Notre Dame	41-19	.683	BIG EAST National Division champions, top winning percentage (15-6) in Big East
1998	Notre Dame	41-17	.707	Notre Dame's 10th straight 40-win season; Irish finish 12th in nation for team ERA
1999	Notre Dame	43-18	.705	National Coach of the Year (CBI); BIG EAST regular-season champ (20-5); NCAA host
2000	Notre Dame	46-18	.719	Reached title game of NCAA Starkville Regional; fourth-most wins in school history
2001	Notre Dame	49-13-1	.786	Big East/Midwest Region Coach of the Year; #1 ranking; Big East champs; NCAA host
2002	Notre Dame	50-18	.735	Midwest Region Coach of the Year; Big East champs; College World Series participant
2003	Notre Dame	45-18	.714	First Big East Tournament repeat champion since 1986; NCAA Regional participant
2004	Notre Dame	51-12	.809	First team to win three straight BIG EAST Tournament titles; NCAA Regional participant; school-record win total for 3rd time in 4 years
2005	Notre Dame	38-24-1	.611	Extended unprecedented run of Big East Tournament titles to 4; NCAA Regional finalist
2006	Notre Dame	45-17-1	.722	ABCA Midwest Region Coach of the year; extended unprecedented run of Big East Tournament titles to 5; NCAA Regional participant; Big East regular-season champs; set ND record with 23-game win streak (nation's longest in '06)
<b>Notre Dame Totals (12 Years)</b>		<b>533-213-3</b>	<b>.714</b>	<b>60 of Mainieri's ND players were drafted or signed professional free-agent contracts during his tenure</b>
2007	LSU	29-26-1	.527	LSU wins four SEC series against Top 25 teams
2008	LSU	49-19-1	.717	LSU wins SEC West and SEC Tournament; advances to CWS for first time since '04; No. 6 final national ranking
2009	LSU	56-17	.767	LSU wins College World Series title for first time since 2000; Tigers also claim SEC regular season and tournament crowns
2010	LSU	41-22	.651	LSU wins third consecutive SEC Tournament title and participates in NCAA Los Angeles Regional
2011	LSU	36-20	.643	LSU wins 12 of final 15 games and posts a 23-3 mark in non-conference action
2012	LSU	47-18	.723	LSU wins 2012 SEC championship and earns No. 7 National Seed for NCAA Tournament
2013	LSU	57-11	.838	LSU earns berth to 2013 College World Series; finishes season No. 5 in Baseball America rankings
2014	LSU	46-16-1	.738	LSU earns the NCAA Tournament No. 8 National Seed; Tigers win fifth SEC Tournament title in seven seasons
2015	LSU	54-12	.818	LSU wins SEC Championship and advances to the College World Series; Tigers lead the nation with 54 wins
2016	LSU	45-21	.692	LSU becomes just the second school in NCAA history to earn five straight NCAA Tournament National Seeds
2017	LSU	52-20	.722	LSU advances to the CWS Finals and finishes No. 2 in the nation; Tigers win SEC Regular Season, Tournament and Western Division titles
2018	LSU	39-27	.591	LSU advances to the SEC Tournament championship game and to an NCAA Regional final round
2019	LSU	40-26	.606	LSU is the No. 13 National Seed in the NCAA Tournament, wins an NCAA Regional at home and plays host to an NCAA Super Regional
<b>LSU Totals (13 Years)</b>		<b>591-255-3</b>	<b>.698</b>	<b>LSU enters the 2020 season ranked among the Top 15 in the preseason polls</b>
<b>37-year Head Coaching Record</b>		<b>1455-747-8</b>	<b>.660</b>	



"Paul's strong baseball pedigree is one of his most admirable and valuable traits. He has Louisiana roots. He played at LSU and at UNO. He understands our culture and he appreciates the nuances of our people."

- SKIP BERTMAN,  
FORMER LSU ATHLETICS DIRECTOR  
AND HALL OF FAME COACH

### Mainieri in the NCAA Tournament

At LSU: 51-24 (.785) (29-7 in regionals, 11-7 in super regionals, 11-10 in CWS)

At Notre Dame: 20-19 (.513) (17-16 in regionals, 2-1 in super regionals, 1-2 in CWS)

CAREER TOTAL: 71-43 (.623) (46-23 in regionals, 13-8 in super regionals, 12-12 in CWS)

## Mainieri Career Records vs. Opponents

TEAM	WINS	LOSSES	TIES
Air Force	7	0	0
Akron	1	0	0
Alabama	33	12	0
Alcorn State	7	0	0
Appalachian State	1	2	0
Arizona	2	2	0
Arizona State	1	2	0
Arkansas	34	15	0
Arkansas Little-Rock	1	0	0
Army	11	3	0
Auburn	28	13	0
Ball State	5	5	0
Baylor	3	2	0
Binghamton	1	0	0
Boston College	26	7	0
Bowling Green	9	2	0
Brown	4	0	0
Bryant	3	0	0
Butler	7	0	0
BYU	5	22	0
California	3	0	0
Cal State Fullerton	4	4	0
Cameron (OK)	1	0	0
Centenary	6	0	0
Central Florida	8	2	0
Central Michigan	8	4	0
Chicago	1	0	0
Chicago State	11	1	0
Christian Brothers	2	0	0
Cincinnati	7	0	0
Cleveland State	7	1	0
Coastal Carolina	0	2	0
College of Charleston	0	1	0
College of Southwest	4	2	0
Colorado College	19	0	0
Colorado Mines	2	1	0
Colorado State	9	6	0
Connecticut	19	6	1
Creighton	8	7	0
Dallas	1	0	0
Dartmouth	3	0	0
Dayton	3	2	0
Denver	8	2	0
Detroit	8	0	0
Dominican College	1	0	0
Duke	1	1	0
Duquesne	7	0	0
Eastern Illinois	4	0	0
Eastern Michigan	1	1	0
Evansville	1	1	0
Fairfield	1	0	0
Florida	18	25	0
Florida A&M	2	0	0
Florida Atlantic	2	0	0
Florida International	1	8	0
Florida Memorial	4	0	0
Florida State	5	3	0
Fordham	3	0	0
Fort Hays State	1	1	0
Fresno State	1	0	0
George Washington	1	0	0
Georgetown	30	3	0
Georgia	18	9	2
Georgia Tech	0	2	0
Grambling State	9	0	0
Harvard	2	0	0
Hawaii	6	12	0
Hillsdale	2	0	0
Hofstra	1	0	0
Holy Cross	4	0	0
Houston	2	2	0
Illinois	6	3	0
Illinois-Chicago	4	1	0

TEAM	WINS	LOSSES	TIES
Indiana	5	1	0
IUPUI	5	0	0
Indiana State	2	1	0
Indiana Tech	4	1	0
Indianapolis	2	0	0
Iowa	4	1	0
IPFW	3	0	0
Jackson State	1	0	0
Jacksonville	0	1	0
James Madison	1	0	0
Kansas	4	2	0
Kent State	1	1	0
Kentucky	18	12	1
Lamar	7	1	0
Lehigh	1	0	0
Lewis and Clark State	1	0	0
Lipscomb	1	2	0
Long Beach State	1	1	0
Louisiana College	2	0	0
Louisiana-Lafayette	11	6	0
Louisiana-Monroe	3	0	0
Louisiana Tech	2	1	0
Louisville	2	2	0
Loyola (LA)	3	0	0
Manchester	6	0	0
Maryland	6	0	0
McNeese State	11	3	0
Memphis	2	5	0
Merchant Marines	3	0	0
Metro State	7	2	0
Miami (FL)	2	6	0
Miami (OH)	1	0	0
Michigan	9	6	0
Michigan State	2	1	0
Minnesota	3	3	0
Mississippi State	36	16	0
Mississippi Valley State	4	0	0
Missouri	14	4	0
Navy	8	2	1
Nebraska	2	2	0
Nevada	1	0	0
New Mexico	9	18	0
New Mexico Highlands	5	1	0
New Mexico State	2	6	0
New Orleans	17	12	0
Newman	1	0	0
Nicholls State	13	2	0
North Carolina	1	4	0
North Carolina State	0	1	0
North Carolina Wilmington	2	0	0
North Florida	1	1	0
Northern Colorado	10	3	0
Northern Illinois	4	2	0
Northern Iowa	7	1	0
Northeastern	2	2	0
Northeastern Illinois	6	2	0
Northwestern	2	4	0
Northwestern State	14	2	0
Notre Dame	3	7	0
Nova (FL)	1	1	0
Oakland (MI)	10	0	0
Ohio State	2	1	0
Oklahoma	2	1	0
Ole Miss	23	21	0
Oral Roberts	2	1	0
Oregon State	4	3	0
University of the Pacific	1	0	0
Penn State	5	2	0
Pepperdine	3	0	0
Pittsburgh	21	8	0
Portland	1	0	0

TEAM	WINS	LOSSES	TIES
Princeton	5	1	0
Providence	7	2	0
Purdue	11	2	0
Regis	2	1	0
Rhodes College	1	0	0
Rice	7	1	0
Rochester	1	0	0
Rutgers	23	14	0
Sacred Heart	5	0	0
St. John's	20	11	0
St. Mary's (Calif.)	3	0	0
St. Mary's (Texas)	1	0	0
St. Norbert's	2	0	0
St. Thomas	1	2	0
Sacramento State	2	1	0
Sam Houston State	2	0	0
San Diego	1	3	0
San Diego State	3	15	0
San Francisco	2	1	0
Seton Hall	22	9	0
Siena Heights	2	0	0
South Alabama	4	1	0
South Carolina	18	11	0
South Connecticut	1	0	0
South Dakota State	0	1	0
South Florida	4	1	0
Southeastern Louisiana	15	2	0
Southern	13	1	0
Southern California	3	2	0
Southern Colorado	2	0	0
Southern Illinois	9	2	0
Southern Miss	11	1	0
Southern Utah	1	0	0
Southwest Missouri State	2	0	0
(Southwest) Texas State	2	1	0
Stanford	0	2	0
Stephen F. Austin	2	0	0
Stetson	4	4	0
Stony Brook	2	2	0
Tennessee	17	8	0
Texas	4	6	0
Texas A&M	11	13	0
Texas Christian	0	4	0
Texas-Pan American	4	4	0
Texas-San Antonio	2	3	0
Texas Southern	4	0	0
Texas Tech	2	2	0
Toledo	12	0	0
Tulane	16	10	0
UC Irvine	4	2	0
UCLA	0	2	0
UC Santa Barbara	1	0	0
Utah	6	19	0
Utah Valley	1	0	0
Valparaiso	12	1	0
Vanderbilt	12	17	0
Villanova	28	5	1
Virginia	2	1	0
Virginia Tech	7	6	0
Wake Forest	5	0	0
Washington	5	2	0
Washington State	1	0	0
West Virginia	23	10	0
Western Michigan	8	2	0
Western New Mexico	2	1	0
Wichita State	3	0	0
William & Mary	3	0	0
Winthrop	1	0	0
Wisconsin-Milwaukee	7	3	0
Wright State	1	3	0
Wyoming	10	15	0
Xavier	1	0	0
Yale	2	2	0





# ALAN DUNN

#34 • ASSOCIATE HEAD COACH

Alan Dunn, who was named the 2015 National Pitching Coach of the Year by Collegiate Baseball newspaper, is in his ninth season as LSU's pitching coach.

During Dunn's eight-season LSU tenure (2012-18), the Tigers have earned seven NCAA Tournament National Seeds, three College World Series appearances, six NCAA Regional titles, three SEC championships, four SEC Western Division titles and three SEC Tournament crowns.

Dunn has coached five Major League Baseball pitchers at LSU, include MLB All-Star right-hander Aaron Nola of the Philadelphia Phillies and Kevin Gausman of the Cincinnati Reds, both of whom were first-round draft choices. Dunn's other MLB products at LSU are Nick Goody, a reliever for the Cleveland Indians; Ryan Eades, a reliever for the Baltimore Orioles; and Nick Rumbelow, a former reliever for the New York Yankees and Seattle Mariners.

Dunn has produced a total of 23 LSU pitchers that were selected in the Major League Baseball draft, including 12 in the first 10 rounds.

Dunn was the minor league pitching coordinator for the Baltimore Orioles when he was hired in June 2011 as the pitching coach for the LSU program. He has 22 years of experience as a pitching coach on the professional level, and he has coached more than 25 pitchers that have advanced to Major League Baseball.

Dunn in 2017 guided an LSU staff that helped carry the Tigers to the SEC title and the national runners-up finish at the College World Series. The staff featured all-America right-hander Alex Lange, the first-round draft selection of the Chicago Cubs, and left-hander Jared Poche, who set LSU career records for most victories (39) and most starts (70).

The 2017 Tigers finished No. 2 in the SEC in strikeouts (626) and No. 3 in the league in opponent batting average (.229) and in ERA (3.59). Poche was No. 1 in the league with 12 wins, and Lange was No. 2 in the SEC with 150 strikeouts.

Dunn directed a Fighting Tiger staff in 2015 that helped lead the team to the SEC championship and a berth in the College World Series. The staff, which was No. 2 in the SEC in ERA (2.98) and in opponent batting average (.230), was led by right-hander Alex Lange, the National Freshman Pitcher of the Year and the SEC Freshman of the Year. Lange, a first-team all-American, was 12-0 with a 1.97 ERA and 131 strikeouts in 114 innings.

In 2014, Dunn coached an LSU staff that led the nation with a school-record 17 shutouts. LSU was No. 1 in the



Alan Dunn with wife Jay and children Davis and Bailey.



## 2015 National Pitching Coach of the Year

Alan Dunn (center) was the recipient of the 2015 National Pitching Coach of the Year Award. He was joined at the presentation by LSU coach Paul Mainieri (right) and John Pinkman (left) of Collegiate Baseball magazine.

SEC in fewest runs allowed (180), No. 1 in WHIP (1.09), No. 2 in ERA (2.60) and No. 3 in hits allowed per nine innings (6.99).

Dunn supervised the development of LSU first-team all-American Aaron Nola, who was named 2014 National Pitcher of the Year by the College Baseball Foundation, and he was voted SEC Pitcher of the Year for the second straight season. Nola was the seventh overall selection in the 2014 MLB Draft by the Philadelphia Phillies. He posted an 11-1 mark and a 1.47 ERA with 134 strikeouts in 116.1 innings.

Nola was No. 3 in the nation in strikeouts, and he was No. 1 in the SEC in strikeouts, ERA, opponent batting average (.172) and innings pitched.

Dunn in 2013 directed an LSU pitching staff that posted a 2.40 ERA, which ranked second in the SEC and No. 3 in the nation. The Tigers were also No. 2 in the league in opponent batting average (.218) and No. 3 in the conference in strikeouts (506). Four members of the 2013 LSU staff were selected in the first 14 rounds of the MLB Draft, including second-rounder Ryan Eades by the Minnesota Twins.

In 2012, Dunn coached LSU first-team all-American and current Major Leaguer Kevin Gausman, who led the SEC in wins (12) and strikeouts (135). Gausman was the No. 4 overall selection in the 2012 MLB Draft by the Orioles. As a staff, the Tigers were No. 1 in the league in strikeouts with 573.

Prior to arriving at LSU, Dunn spent three full seasons and the end of 2007 as Baltimore's major league bullpen coach before becoming the Orioles' minor league pitching coordinator prior to the 2011 season.

Dunn was in his 15th season in the Chicago Cubs organization and his first as minor league pitching coordinator when he was hired in August 2007 by Orioles manager Dave Trembley. Dunn served as pitching coach at every level from Class A to AAA in his 15 years with the Cubs.

Dunn joined the Cubs in 1992 as a scout before becoming the pitching coach in 1993 for the team's Class A affiliate in Geneva N.Y. He then moved on to other Class A clubs at Peoria, Ill. (1994), Rockford, Ill. (1995-96) and Daytona, Fla. (1997). Dunn served as pitching coach for the AA West Tennessee Diamond Jaxx from 1998 through 2005, where his pitching staffs finished first or second in the Southern League in ERA three times.

Dunn helped lead the Diamond Jaxx to the 2000 Southern League championship, and he coached the only three staffs in Southern League history to record 1,100 strikeouts in a single season. He also coached three individual Southern League ERA champions in 1991, 2000 and 2001.

He was the pitching coach at AAA Iowa in 2006 before becoming the Cubs' minor league pitching coordinator in 2007.

Dunn pitched professionally for two years in the Detroit Tigers farm system. He was the Tigers' fourth-round selection (95th player overall) in the 1983 MLB Draft out of the University of Alabama, where he played for the Crimson Tide's '83 College World Series runners-up team.

He worked as an assistant coach at Vanderbilt in 1991 and 1992 prior to beginning his coaching career at the pro level.

Dunn earned a bachelor's of science degree in physical education from UAB in 1991. He and his wife, Jay, have two children – a son, Davis, and a daughter, Bailey.



## The Dunn File

Year at LSU: Ninth  
Birthdate: November 19, 1961  
Hometown: Gadsden, Ala.  
Wife: Jay  
Children: Davis, Bailey  
Alma Mater: UAB, 1991

### Playing Career

1981-83 Alabama  
1983-84 Detroit Tigers and New York Mets affiliates

### Coaching Experience

2012-2017 LSU Pitching Coach; Associate Head Coach  
2011 Baltimore Orioles Minor League Pitching Coordinator  
2007-2010 Baltimore Orioles Bullpen Coach  
2007 Chicago Cubs Minor League Pitching Coordinator  
2006 Pitching Coach, Iowa Cubs, Pacific Coast League, AAA (Cubs)  
1998-2005 Pitching Coach, West Tennessee Diamond Jaxx, Southern League, AA (Cubs)  
1997 Pitching Coach, Daytona Cubs, Florida State League, A (Cubs)  
1995-96 Pitching Coach, Rockford Cubbies, Midwest League, A (Cubs)  
1994 Pitching Coach, Peoria Chiefs, Midwest League, A (Cubs)  
1993 Pitching Coach, Geneva Cubs, New York-Penn League, A (Cubs)  
1991-92 Assistant Coach, Vanderbilt



# NOLAN CAIN

#39 • ASSISTANT COACH & RECRUITING COORDINATOR

Former LSU pitcher Nolan Cain was promoted to assistant coach/recruiting coordinator in November 2016 after working for one season as the Tigers' volunteer coach and for two seasons as coordinator of operations.

Cain, 33, who also serves as LSU's third-base coach and catchers coach, manages all aspects of the Tigers' recruiting process. His 2018 recruiting class was ranked No. 1 in the nation by both Baseball America magazine and by Collegiate Baseball newspaper. Collegiate Baseball rated Cain's 2017 LSU class No. 5 in the country.

During Cain's six seasons on the LSU staff, the Tigers have earned five NCAA Tournament National Seeds, two College World Series appearances, four NCAA Regional titles, two SEC championships, two SEC Western Division titles and two SEC Tournament crowns.

Cain, a reliever on LSU's 2009 national championship team, has handled a number of responsibilities with the baseball program, including team travel, budgeting, community relations and the operation of the Paul Mainieri LSU Baseball Camp.

Cain made 73 career relief appearances for the Tigers in four seasons (2006-09). The right-hander was a physical presence on the mound with solid fastball and an excellent breaking pitch. He received his LSU degree in May 2009 and pitched in the minor leagues after signing a free agent contract with the Detroit Tigers in June 2009.

Cain, a native of Cantonment, Fla., helped lead LSU to the '09 national title, making 19 appearances on the mound while recording a 5-0 mark and a 4.01 ERA in 33.2 innings with 10 walks and 38 strikeouts. He provided an excellent relief outing in Game 2 of the College World Series Finals versus Texas, firing 3.1 shutout innings with four strikeouts.



Cain and his wife, the former Kristen Hobbs, have a son, Cason, and a daughter, Ryann. Kristen played softball at LSU from 2004-07 and now works as the Special Events and Community Relations Coordinator for the LSU athletic department.



## The Cain File

Year at LSU: Seventh  
 Birthdate: January 2, 1986  
 Hometown: Cantonment, Fla.  
 Wife: Kristen  
 Children: Cason, Ryan  
 Education: LSU, 2009  
 B.A. in interdisciplinary studies

### Playing Career

2006-2009 LSU  
 2009 Detroit Tigers farm system

### Coaching Career

2017- LSU (assistant coach/recruiting coordinator)  
 2016 LSU (volunteer coach)  
 2014-15 LSU (coordinator of baseball operations)



Nolan and Kristen Cain with son, Cason, and daughter, Ryann.





## EDDIE SMITH

**VOLUNTEER COACH/HITTING COACH**

Eddie Smith, who last season directed a record-breaking Tulane baseball offense, was hired as LSU's volunteer coach/hitting coach on July 9, 2019.

Smith worked as Tulane's hitting coach and recruiting coordinator for the past two seasons, and under his tutelage, the Green Wave set American Athletic Conference records this season for home runs (89), batting average (.302), runs per game (7.69), runs scored (446), total bases (1,055), slugging percentage (.518), extra-base hits (241) and walks per game (4.88).

In his 13 seasons as a college baseball coach, Smith has tutored 48 players that were chosen in the Major League Baseball Draft, including 23 selected in the top 10 rounds, and 13 players he has coached have played in the Major Leagues.

Smith's pupils at Tulane included 2019 MLB first-round draft choice and first-team all-American Kody Hoes, and 2019 first-team Freshman all-American Hudson Haskin.

The Olympia, Wash., native spent four seasons as head coach at Lower Columbia College in Longview, Wash. A graduate of Notre Dame – where he played for Mainieri in 2005 and 2006 – Smith has also coached at Virginia, Notre Dame and Santa Clara.

As head coach at Lower Columbia College from 2014-17, Smith led the Red Devils to three straight West Region titles and Northwest Athletic Conference championships in 2015 and 2017. He was named the 2015 ABCA/Diamond Pacific Association Division National Coach of the Year. In addition, 27 players received Division I opportunities after playing at Lower Columbia, and the 2015 team finished the season ranked No. 10 in the country.

Smith began coaching as an assistant at Virginia, where he helped the program emerge as a national power, earning three ACC Championships and two College World Series appearances from 2007-11.

In 2012 he joined the Santa Clara coaching staff as the hitting and third



base coach, and he then became an assistant coach at Notre Dame in 2013.

As a player, Smith spent two years at Notre Dame, where he helped the Fighting Irish to two Big East Conference Championships and NCAA Tournament appearances, including a No. 8 national ranking as a senior in 2006. He received his bachelor's degree in Spanish from Notre Dame in 2006, and earned All-Big East academic honors.

Smith began his college playing career at Centralia (Wash.) Community College, helping the Trailblazers set a school record for wins in 2004. He was inducted into the Centralia College Sports Hall of Fame in 2012.

Smith has also had stints in international coaching, spending time in the Dominican Republic, Aruba and Japan while also having played games in Russia and Canada. In 2015, he was a member of the USA Baseball staff as an assistant coach with the 17U U.S. National Team Development Program.

### The Smith File

Year at LSU:	First
Birthdate:	February 8, 1984
Hometown:	Olympia, Wash.
Wife:	Jennifer
Education:	Notre Dame, 2006; B.A. in Spanish

#### Playing Career

2003-04	Centralia (Wash.) Community College
2005-06	Notre Dame

#### Coaching Career

2020-	LSU (hitting coach)
2018-19	Tulane (hitting coach/recruiting coordinator)
2014-17	Lower Columbia College (head coach)
2013	Notre Dame (asst. coach)
2012	Santa Clara (asst. coach)
2007-11	Virginia (asst. coach)



## HUNTER KIEL

**#40 • UNDERGRADUATE ASSISTANT**

### The Kiel File


Year at LSU:	First
Birthdate:	July 18, 1996
Hometown:	Florence, Ala.
Education:	Pursuing a bachelor's degree at LSU

Former LSU pitcher Hunter Kiel joins the staff for the 2020 season as the Tigers' undergraduate assistant coach while he pursues a bachelor's degree in sport administration.

A native of Florence, Ala., Kiel pitched at LSU in 2017, appearing in 10 games out of the bullpen and recording nine strikeouts in 6.1 innings. He was named to the 2017 Southeastern Conference Academic Honor Roll.

He was selected in the 18th round of the 2017 MLB Draft by the Chicago White Sox and pitched for two seasons in Chicago's minor league system.

Kiel transferred to LSU after pitching at Pensacola State College, where in 2016 he recorded 54 strikeouts in 41 innings of work. He was selected in the 29th round of the 2016 MLB Draft by the Arizona Diamondbacks.



## NATE FURY

**DIRECTOR OF OPERATIONS**

### The Fury File

Year at LSU:	Fourth
Birthdate:	February 6, 1991
Hometown:	Harahan, La.
Education:	LSU, 2014 B.S. in Sport Administration

Nate Fury, an LSU pitcher in 2013 and 2014, was named in January 2017 as the Tigers' coordinator of baseball operations.

Fury, 29, handles a number of duties, including team travel, budgeting, community relations and working as the team liaison with the Coaches Committee, LSU's year-round booster club.

Fury, a native of Harahan, La., made 46 career relief appearances for the Tigers, posting a 5-2 record and a 2.45 ERA in 47.2 innings with 38 strikeouts. He made 20 relief appearances in 2013, helping LSU to a College World Series appearance, and he made 26 appearances in 2014, recording a 3-1 mark with a 2.15 ERA.

Fury, who has an LSU degree in sports administration, was selected by the Detroit Tigers in the 2014 MLB Draft, and he pitched in the minor leagues for three seasons. He was a two-time member of the SEC Academic Honor Roll during his LSU career.



## TRAVIS ROY

**STRENGTH & CONDITIONING COORDINATOR**

Travis Roy is in his fifth season as the strength and conditioning coordinator for the LSU baseball program. In his four previous seasons, LSU has earned four NCAA Regional appearances, three NCAA Tournament National Seeds, won the 2017 SEC

regular-season and tournament championships and advanced to the 2017 College World Series Finals.

Beginning in 2016, Roy has trained XX LSU baseball players that have been selected in the Major League Baseball Draft.

Prior to his current appointment at LSU, Roy worked as the strength coach for the Florida State baseball team that claimed the 2015 Atlantic Coast Conference tournament championship.

Roy, a Baton Rouge native, went to Florida State in 2014 after spending three seasons at LSU as a graduate assistant for the football and baseball teams and a semester working with the Tiger volleyball team. He earned his bachelor's degree from LSU in kinesiology with an emphasis in fitness studies in 2012, and then completed his master's degree at LSU in kinesiology with an emphasis in sports management in 2014.

While Roy was a graduate assistant at LSU, the Tiger baseball team captured the SEC Tournament title in 2013 and 2014 while earning a trip to the College World Series in 2013. Over a two-year span, Roy trained 13 Tigers that were selected in the MLB First-Year Player Draft and 18 underclassmen that were drafted from the football team.

In 2011, Roy worked as an intern at Gayle Hatch Weightlifting, training three individuals that competed in the 2011 AAU Junior Olympics. Roy began training with Hatch, who was the head strength coach for the USA in the 2004 Olympic Games in Athens, Greece, at the age of 11. In 2005, Roy won gold at the AAU Junior Olympics and

## The Roy File

**Appointed at LSU:** August 2015  
**Birthdate:** April 24, 1990  
**Hometown:** Baton Rouge, La.  
**High School:** Redemptorist HS, 2008  
**College:** LSU, 2012  
**Postgraduate:** LSU, 2014

was named the Most Outstanding Lifter for his age group.

Roy is certified by the National Strength Coach Association (NSCA) as a Certified Strength & Conditioning Specialist (CSCS). He also holds a Level 1 certification by the United States Weightlifting Federation (USAW-1).

Roy's family is certainly no stranger to strength and conditioning as his great-grandfather, Alvin Roy, was the first strength and conditioning coach in college and professional football. Alvin won a national championship at LSU in 1958 and trained Heisman Trophy winner Billy Cannon. Alvin would also go on to capture an AFL world championship with the San Diego Chargers in 1963, and he was a member of the Kansas City Chiefs staff that won Super Bowl IV in New Orleans over the Minnesota Vikings.



## JAMIE TUTKO

**DIRECTOR OF VIDEO & SCOUTING**

Jamie Tutko joined the LSU Baseball staff in the summer of 2016 as the program's first full-time video coordinator, and he was named Director of Video & Scouting prior to the 2020 season. Tutko videotapes all of the Tigers' scrimmages and games at different camera angles and develops scouting reports that assist the LSU coaches in game preparation.

Tutko, a Tampa, Fla., native, worked as video coordinator for the Miami Marlins' AAA affiliate in New Orleans, La. from 2014-16. Prior to his appointment with the Marlins, he was the video coordinator for the Cincinnati Reds' affiliate in Billings, Mont., from 2012-13.

Tutko also worked in 2011 as an account executive for the Daytona Cubs in Daytona Beach, Fla., assisting in ticket and concessions operations and creating promotional ideas.

He served as an intern at the Major League Baseball Winter Meetings in 2009 and 2010, assisting in the operation of the event.

Tutko earned a Bachelor of Arts degree in sport business in 2011 from Saint Leo University, where he was captain of the baseball team and was named to the Dean's List. He earned a master's degree in business administration from Saint Leo in 2015.

Tutko and his wife, the former Gabrielle Sanchez of Maurepas, La., were married in December 2018.



## CORY COUTURE

**ATHLETIC TRAINER**

Cory Couture is in his seventh season as the LSU Baseball Athletic Trainer after serving two years as an assistant athletic trainer on the Florida State sports medicine staff.

Prior to working at Florida State, Couture served as head athletic trainer at Loyola University in New Orleans for four years. Before moving to New Orleans, he completed a year internship with the Carolina Panthers of the NFL.

Couture graduated from Florida State in 2006 with a master's degree in sports administration. While pursuing his degree, he also worked as a graduate assistant for two years with the FSU football team.

Couture received his bachelor's degree in kinesiology/athletic training from LSU. During his time as an undergraduate student, he spent four years working in the LSU Athletic Training Program as an athletic training student. Couture also worked two preseason internships with the Tampa Bay Buccaneers.

A native of Patterson, La., Couture and his wife Ana were married in July of 2011. They have three sons - Cruz, Joaquin and Luca.



**Taylor Dennehy**  
Academic Advisor



**Bill Franques**  
Publicist/Stadium  
Announcer



**Virginia Robertson**  
Office Manager



**Chad Naccari**  
Student Equipment  
Manager



**Trent Forshag**  
Student Equipment  
Manager



**Patrick Herry**  
Student Equipment  
Manager



**Caleb Westfall**  
Student Equipment  
Manager




**Brandt Roger**  
Student Equipment  
Manager



**John Griffin Stanford**  
Student Equipment  
Manager



**Dayshia Davenport**  
Student Trainer



**David Payne**  
Student Trainer



**Trey Gruner**  
Office Assistant



**Manning Greene**  
Student Analytics  
Manager



**Ryan Holland**  
Student Analytics  
Manager





**Antoine Duplantis** finished his career as LSU's all-time leader in hits (359), games played (269), at-bats (1,109) and triples (16).

- LSU recorded a 40-26 overall record in 2019, and the Tigers finished 17-13 in SEC regular-season games. LSU played host to an NCAA Super Regional, where the Tigers were defeated in two games by Florida State. LSU advanced to the Super Regional by sweeping three games in the NCAA Baton Rouge Regional versus Stony Brook and Southern Miss (twice). LSU was the No. 5 seed for the 2019 SEC Tournament and advanced to the semifinal round of the event for the seventh straight year.

- Seven LSU players were named to the 2019 SEC Spring Academic Honor Roll, and an additional six Tigers were named to the 2019 SEC First-Year Academic Honor Roll.

- LSU in 2019 led the nation in home attendance for the 24th straight season, drawing a total of 425,377 patrons to Alex Box Stadium, Skip Bertman Field, an average of 10,634 per contest.

- LSU coach **Paul Mainieri** completed his 37th season as a college coach with six seasons at St. Thomas University (1993-88), six seasons at Air Force (1989-94), 12 seasons at Notre Dame (1995-2006) and 13 seasons at LSU (2007-present) ... his overall record is 1,445-747-8 and he is 591-255-3 at LSU ... Mainieri completed the 2019 season No. 3 on the NCAA Division I active coaches wins list.

- Mainieri, a three-time National Coach of the Year at LSU, directed the Tigers to the 2009 College World Series title, and he also has led them to CWS appearances in 2008, 2013, 2015 and 2017 ... he has directed LSU to nine NCAA Tournament National Seeds in the past 12 seasons and in seven of the past eight seasons ... in the past 12 seasons, Mainieri has guided the Tigers to eight NCAA Regional titles, five Super Regional championships, six SEC Tournament titles, six SEC Western Division titles, and four SEC regular-season championships.

- Six LSU players were selected in the 2019 Major League Baseball Draft – shortstop **Josh Smith** (2nd round, New York Yankees; outfielder **Zach Watson** (3rd round, Baltimore); right-handed pitcher **Zack Hess** (7th round, Detroit); right-handed pitcher **Todd Peterson** (7th round, Washington); outfielder **Antoine Duplantis** (12th round, New York Mets); and catcher **Saul Garza** (32nd round, Kansas City).



**Cole Henry** earned Freshman All-American honors from D1Baseball.com and from Perfect Game.

- Prior to the beginning of the NCAA Tournament, coach Paul Mainieri annually presents two LSU team awards, the Wally Pontiff Jr. Scholar-Athlete Award and the Skip Bertman Award. Junior pitcher **Zack Hess** received the 2019 Wally Pontiff Jr. Scholar-Athlete Award. Hess was a three-time member of the SEC Academic Honor Roll majoring in interdisciplinary studies. He collected 18 wins, six saves and 272 strikeouts in 224 innings during his career at LSU. Senior outfielder **Antoine Duplantis** was presented with the Skip Bertman Award, which goes to the player who best exemplifies the spirit of the LSU Baseball program. Duplantis collected an LSU-record 359 career hits, the second-highest total in Southeastern Conference history. He earned his LSU degree in sport administration, and he was a three-time member of the SEC Academic Honor Roll.

- Outfielder **Antoine Duplantis**, a native of Lafayette, La., finished his college career as LSU's all-time leader in hits (359), games played (269), at-bats (1,109) and triples (16). He completed his senior season No. 2 in NCAA annals in career at-bats and No. 2 on the SEC's all-time hits list. He also finished in the Top 10 in several LSU career categories, including RBI (No. 5 – 216), runs (No. 7 – 213), total bases (No. 7 – 490) and stolen bases (No. 9 – 57).

- A 2019 second-team All-SEC and All-South Region selection, **Antoine Duplantis** batted .324 (91-for-281) on the season with nine doubles, three triples, 12 homers, 68 RBI, 63 runs and six stolen bases. He batted .400 (10-for-25) in the Tigers' five NCAA Tournament games with one double, one homer, seven RBI and six runs scored. He was 5-for-11 in the NCAA Super Regional versus Florida State with one double, one homer and four RBI. Duplantis hit .357 (5-for-14) in the NCAA Baton Rouge Regional with three RBI and four runs scored, and he batted .304 (7-for-23) in the SEC Tournament with two doubles, one triple, three RBI and five runs.



Outfielder **Zach Watson** was named to the ABCA Gold Glove team for the second straight year.

- **Antoine Duplantis** launched the game-winning three-run homer in the top of the eighth inning at Arkansas on May 11; the dinger erased a 2-0 deficit and lifted the Tigers to a 3-2 victory. The win ended the Tigers' five-game losing streak, and beginning with that victory, LSU won 10 of its final 15 games.

- LSU right-hander **Cole Henry** was named a 2019 second-team Freshman All-American by Perfect Game and by D1 Baseball. Henry, a product of Florence, Ala., was 4-2 with a 3.39 ERA in 14 appearances (11 starts). He worked 58.1 innings, recording 18 walks, 72 strikeouts and a .226 opponent batting average. He was also named to the Freshman All-SEC squad in a vote of the league's head coaches.

- **Cole Henry** was voted to the NCAA Baton Rouge Regional All-Tournament team after firing five shutout innings on June 1 versus Southern Miss, allowing just two hits with three walks and six strikeouts. He was named SEC Co-Freshman of the Week after defeating Florida on April 19 with a superb effort, limiting the Gators to one run on four hits in 5.1 innings with no walks and a career-high 12 strikeouts. His strikeouts total was the most by an LSU pitcher in an SEC game since March 30, 2017, when Alex Lange recorded 12 Ks against Texas A&M. Henry earned a win over Texas A&M on April 6, limiting the Aggies to two runs on six hits in a career-long eight innings with no walks and nine strikeouts. He threw 96 pitches in the outing, allowing two runs in the first inning before firing seven straight shutout frames.

- LSU junior centerfielder **Zach Watson** was named as one of three outfielders on the 2019 American Baseball Coaches Association Gold Glove team for NCAA Division I. Watson was voted to the team for the second straight year. Watson became the fourth LSU player to receive a Gold Glove award. Catcher Micah Gibbs was named to the 2009 Gold Glove team, and shortstop Alex Bregman and centerfielder Andrew Stevenson were 2015 Gold Glove honorees. Watson, who has tremendous range in center field, committed just one error in 143 chances in 2019. The product of Ruston, La., batted .308 (73-for-237) with 17 doubles, seven homers, 42 RBI, 52 runs and 11 stolen bases.

2019 Season Line Scores

Feb 15, 2019 at Baton Rouge, La.

ULM.....	302 000 020	- 7 10 3	(0-1)
LSU.....	202 001 25X	- 12 10 2	(1-0)

WP-Devin Fontenot (1-0) LP-Gray, Cole (0-1) T-3:28 A-12404  
HR ULMBSB - Tingelstad, Trent (1), Bell, Chad (1)  
HR LSU - Antoine Duplantis 2 (2), Daniel Cabrera 2 (2)

Feb 16, 2019 at Baton Rouge, La.

Army.....	000 001 400	- 5 6 1	(1-1)
LSU.....	200 000 103	- 6 7 1	(2-0)

WP-Todd Peterson (1-0) LP-Messina, Sam (0-1) T-3:10 A-11656  
HR LSU - Cade Beloso (1)  
Army head coach Jim Foster was ejected in the top of the 7th  
inning

Feb 17, 2019 at Baton Rouge, La.

Air Force.....	000 100 220	- 5 9 2	(1-2)
LSU.....	721 034 00X	- 17 20 0	(3-0)

WP-Jaden Hill (1-0) LP-NICHOLS, Ethan (0-1) T-3:22 A-11403  
HR LSU - Drew Bianco (1)  
Jason Rosen took over umpiring 2B for Myron Miller in the top  
of the 4th.

Feb 19, 2019 at Baton Rouge, La.

Southeastern La.....	112 100 000	- 5 8 1	(0-4)
LSU.....	211 000 11X	- 6 8 2	(4-0)

WP-Todd Peterson (2-0) LP-Biddy, Jared (0-2) T-2:56 A-10004  
HR SLU - Ray, Nick (1)

Feb 22, 2019 at Baton Rouge, La.

Bryant.....	000 100 320	- 6 7 4	(2-2)
LSU.....	022 240 03X	- 13 14 2	(5-0)

WP-Zack Hess (1-0) LP-MATTISON, Tyler (1-1) T-3:23 A-10314  
HR BRY - OWENS, Sam (2) HR LSU - Daniel Cabrera (3)

Feb 23, 2019 at Baton Rouge, La

Bryant.....	010 400 201	- 8 9 5	(2-3)
LSU.....	344 023 10X	- 17 14 0	(6-0)

WP-Landon Marceaux (1-0) LP-MORGESE, Vito (0-1) T-3:40  
A-10257  
HR BRY - TITUS, Jimmy (1) HR LSU - Antoine Duplantis (3), Brock  
Mathis(1)

Feb 24, 2019 at Baton Rouge, La.

Bryant.....	000 102 000	- 3 7 1	(2-4)
LSU.....	200 100 10X	- 4 8 1	(7-0)

WP-Aaron George (1-0) Save-Todd Peterson(1) LP-WRIGHTER,  
Nathan (0-1) T-3:06 A-10306

Feb 27, 2019 at Baton Rouge, La.

Southern.....	000 000 022	- 4 6 4	(4-3)
LSU.....	813 040 10X	- 17 18 0	(8-0)

WP-Eric Walker (1-0) LP-Christian Dixon (0-1) T-3:23 A-9624  
HR LSU - Cade Beloso (2)

Mar 1, 2019 at Austin, Texas

LSU.....	100 000 000	- 1 4 1	(8-1)
Texas.....	001 200 50X	- 8 12 2	(8-3)

WP-Elder, Bryce (2-0) Save-Fields, Kamron(1) LP-Zack Hess  
(1-1)  
T-3:17 A-7680 HR UT - Ellis, Duke (1)

Mar 2, 2019 at Austin, Texas

LSU.....	003 000 100	- 4 6 1	(8-2)
Texas.....	062 000 00X	- 8 5 2	(9-3)

WP-Henley, Blair (2-0) Save-Quintanilla, Cole(2) LP-Landon  
Marceaux (1-1) T-3: A-7601

Mar 3, 2019 at Austin, Texas

LSU.....	001 022 100	- 6 6 1	(8-3)
Texas.....	003 000 013	- 7 11 4	(10-3)

WP-Madden, Ty (2-0) LP-Todd Peterson (2-1) T-3:04 A-7153  
HR UT - Todd, Austin (2)

Mar 6, 2019 at Baton Rouge, La.

Holy Cross.....	110 000 000	- 2 3 0	(1-11)
LSU.....	101 141 10X	- 9 9 1	(9-3)

WP-Aaron George (2-0) LP-McKennitt, CJ (0-2) T-3:11 A-9718  
HR HC - Malgeri, Ben (2) HR LSU - Antoine Duplantis (4), Daniel  
Cabrera (4), Brock Mathis (2)

Mar 8, 2019 at Baton Rouge, La.

California.....	100 002 000	- 3 8 1	(6-5)
LSU.....	001 000 102	- 4 8 0	(10-3)

WP-Matthew Beck (1-0) LP-Stoutenborough, Sa (2-2) T-3:10  
A-10468  
HR CAL - Eden, Cameron (2)

Mar 9, 2019 at Baton Rouge, La. (GAME 1 OF DH)

California.....	000 005 0	- 5 7 0	(7-5)
LSU.....	000 011 0	- 2 5 0	(10-4)

WP-Holman, Grant (2-0) Save-Sullivan, Sean(3) LP-Todd  
Peterson (2-2) T-2:10 A-10882 HR LSU - Josh Smith (1), Brock  
Mathis (3)

Mar 9, 2019 at Baton Rouge, La. (GAME 2 OF DH)

California.....	004 000 0	- 4 7 0	(7-6)
LSU.....	010 112 X	- 5 7 0	(11-4)

WP-Devin Fontenot (2-0) LP-DeImore, Jack (1-1) T-2:16  
A-10570  
HR LSU - Chris Reid (1), Cade Beloso 2 (4)

Mar 12, 2019 at Natchitoches, La.

LSU.....	100 000 000	- 1 5 0	(11-5)
Northwestern State..	000 003 00X	- 3 4 0	(8-6)

WP-McDonald, Cullen (2-0) Save-Pigott, Tyler(1) LP-Aaron  
George (2-1) T-2:19 A-3240

Mar 13, 2019 at Baton Rouge, La.

Texas Southern.....	002 101 001	- 5 7 1	(2-12)
LSU.....	420 034 30X	- 16 18 3	(12-5)

WP-Clay Moffitt (1-0) LP-Chris Suarez (0-1) T-3:15 A-9712  
HR LSU - Zach Watson (1), Antoine Duplantis (5)

Mar 16, 2019 at Baton Rouge, La. (GAME 1 OF DH)

Kentucky.....	100 000 000 000	- 1 6 1	(13-5)
LSU.....	000 000 010 001	- 2 8 1	(13-5)

WP-Devin Fontenot (3-0) LP-Trip Lockhart (0-1) T-4:21  
A-10509

Mar 16, 2019 at Baton Rouge, La. (GAME 2 OF DH)

Kentucky.....	010 200 001	- 4 11 3	(13-6)
LSU.....	261 502 00X	- 16 12 0	(14-5)

WP-Cole Henry (1-0) Save-Trent Vietmeier(1) LP-Grant  
Macciocchi (1-1) T-3:12 A-10622 HR LSU - Zach Watson (2)

Mar 17, 2019 at Baton Rouge, La.

Kentucky.....	000 010 010	- 2 4 1	(13-7)
LSU.....	000 130 30X	- 7 8 0	(15-5)

WP-Matthew Beck (2-0) LP-Hunter Rigsby (0-1) T-2:57  
A-10323  
HR UK - T.J. Collett (6)

Mar 20, 2019 at Baton Rouge, La.

Nicholls.....	110 001 001 0	- 4 8 2	(11-11)
LSU.....	000 020 101 1	- 5 8 0	(16-5)

WP-Trent Vietmeier (1-0) LP-Bollinger, Austin (0-1) T-3:16  
A-10531  
HR NICH - Belle, Dillon (1), Tarver, Adam 2 (3)

Mar 22, 2019 at Athens, Ga.

LSU.....	000 000 100	- 1 3 0	(17-5)
Georgia.....	000 000 000	- 0 8 0	(19-3)

WP-Zack Hess (2-1) Save-Devin Fontenot(1) LP-Emerson  
Hancock (5-1)  
T-2:31 A-3209

Mar 23, 2019 at Athens, Ga.

LSU.....	000 000 000	- 0 5 1	(17-6)
Georgia.....	000 000 02X	- 2 4 0	(20-3)

WP-Justin Glover (1-0) Save-Aaron Schunk(8) LP-Cole Henry  
(1-1)  
T-2:17 A-3344

Mar 24, 2019 at Athens, Ga.

LSU.....	000 010 042	- 7 11 2	(17-7)
Georgia.....	004 000 23X	- 9 11 0	(21-3)

WP-Tony Locey (4-0) Save-Aaron Schunk(9) LP-Eric Walker  
(1-1)  
T-3:16 A-3042 HR LSU - Josh Smith (2), Daniel Cabrera (5)  
HR UGA - John Cable (3), Austin Biggar (1), Tucker Maxwell (6)

Mar 26, 2019 at Baton Rouge, La.

McNeese State.....	001 000 010	- 2 4 1	(14-11)
LSU.....	000 000 000	- 0 4 1	(17-8)

WP-Payne, Brett (1-0) Save-Dion, Will(2) LP-Ma'Khail Hilliard  
(0-1)  
T-3:10 A-10156

Mar 28, 2019 at Starkville, Miss.

LSU.....	200 000 030	- 5 9 1	(17-9)
Mississippi State...	003 120 00X	- 6 11 2	(24-3)

WP-Small, Ethan (3-0) Save-Gordon, Cole(7) LP-Zack Hess  
(2-2)  
T-3:34 A-9797 HR LSU - Daniel Cabrera (6)  
HR MSU - MacNamee, Elijah (4), Foscue, Justin 2 (9)

Mar 29, 2019 at Starkville, Miss.

LSU.....	300 032 101	- 10 13 0	(18-9)
Mississippi State...	000 220 001	- 5 8 2	(24-4)

WP-Cole Henry (2-1) LP-Ginn, JT (6-1) T-3:36 A-11262  
HR MSU - Westburg, Jordan (5)



## Mar 30, 2019 at Starkville, Miss.

LSU..... 100 210 412 - 11 11 0 (19-9)  
Mississippi State... 000 000 002 - 2 10 3 (24-5)

WP-Eric Walker (2-1) LP-Plumlee, Peyton (1-1) T-3:15 A-11648  
HR LSU - Antoine Duplantis 2 (7) HR MSU - Jordan, Rowdey (1)  
Weather Delay: 2:33 - 3:52 p.m. (1:19 total time)

## Apr 2, 2019 at Baton Rouge, La.

Grambling..... 000 000 000 - 0 5 3 (12-16)  
LSU..... 107 000 01X - 9 12 0 (20-9)

WP-Clay Moffitt (2-0) LP-Kerry Boykins, Jr. (3-1) T-2:43  
A-9804  
HR LSU - Josh Smith (3)

## Apr 3, 2019 at Baton Rouge, La.

South Alabama..... 000 000 000 - 0 4 0 (13-15)  
LSU..... 000 000 11X - 2 6 1 (21-9)

WP-Trent Vietmeier (2-0) Save-Devin Fontenot(2) LP-Arguelles,  
Andy (0-1) T-2:4 A-9754 A-9754

## Apr 5, 2019 at Baton Rouge, La.

Texas A&M..... 001 000 000 - 1 6 3 (24-7-1)  
LSU..... 000 000 11X - 2 5 0 (22-9)

WP-Devin Fontenot (4-0) LP-Miller, Bryce (4-1) T-2:47 A-10547  
HR LSU - Josh Smith (4)

## Apr 6, 2019 at Baton Rouge, La. (GAME 1 OF DH)

Texas A&M..... 030 000 210 - 6 8 0 (25-7-1)  
LSU..... 000 000 031 - 4 9 5 (22-10)

WP-Lacy, Asa (6-0) Save-Kalich, Kasey(8) LP-Eric Walker (2-2)  
T-3:38 A-10602

## Apr 6, 2019 at Baton Rouge, La. (GAME 2 OF DH)

Texas A&M..... 200 000 001 - 3 8 2 (25-8-1)  
LSU..... 003 010 32X - 9 12 0 (23-10)

WP-Cole Henry (3-1) LP-Jozwiak, Chandler (3-3) T-2:55  
A-11353  
HR LSU - Josh Smith (5), Zach Watson (3)

## Apr 9, 2019 at Baton Rouge, La.

LSU..... 000 000 101 - 2 2 0 (23-11)  
Southern..... 410 000 20X - 7 10 1 (18-15)

WP-Eli Finney (2-2) LP-Landon Marceaux (1-2) T-3hr01min  
A-859

## Apr 12, 2019 at Columbia, MO

LSU..... 305 300 000 1 - 12 13 0 (24-11)  
Missouri..... 600 023 000 0 - 11 9 2 (23-12-1)

WP-Todd Peterson (3-2) Save-Devin Fontenot(3) LP-Jordan  
Gubelman (2-1) T-3:40 A-1408 HR LSU - Zach Watson (4) HR  
19MIZ - Chad McDaniel (3)

## Apr 13, 2019 at Columbia, MO

LSU..... 000 000 100 - 1 4 1 (24-12)  
Missouri..... 010 010 20X - 4 7 1 (24-12-1)

WP-TJ Sikkema (4-2) Save-Ian Bedell(3) LP-Cole Henry (3-2)  
T-2:34 A-1725

## Apr 14, 2019 at Columbia, MO

LSU..... 000 002 030 - 5 8 1 (24-13)  
Missouri..... 031 220 12X - 11 14 0 (25-12-1)

WP-Art Joven (3-0) LP-Eric Walker (2-3) T-2:54 A-1002  
HR 19MIZ - Kameron Misner (9), Tony Ortiz (4)

## Apr 16, 2019 at Metairie, La.

UL Lafayette..... 021 000 030 - 6 7 1 (20-20)  
LSU..... 000 320 000 - 5 9 1 (24-14)

WP-Schultz, Jacob (1-1) LP-Trent Vietmeier (2-1) T-3:02  
A-8667  
HR LA - Veillon, Orynn (9), Monica, Handsome (10)  
HR LSU - Cade Beloso (5)

## Apr 18, 2019 at Baton Rouge, La.

Florida..... 061 331 011 - 16 20 0 (26-14)  
LSU..... 000 020 223 - 9 16 0 (24-15)

WP-Tommy Mace (7-3) LP-Ma'Khail Hilliard (0-2) T-3:30  
A-10132  
HR UF - Brady McConnell (9), Austin Langworthy (5), Cory Acton  
(1), Brady Smith (4) HR LSU - Saul Garza (1)

## Apr 19, 2019 at Baton Rouge, La.

Florida..... 000 100 000 - 1 7 3 (26-15)  
LSU..... 011 350 30X - 13 16 2 (25-15)

WP-Cole Henry (4-2) Save-Todd Peterson(2) LP-Christian Scott  
(3-3) T-3:12 A-10766 HR UF - Cory Acton (2) HR LSU - Daniel  
Cabrera (7), Cade Beloso (6)

## Apr 20, 2019 at Baton Rouge, La.

Florida..... 000 200 000 - 2 8 1 (26-16)  
LSU..... 333 011 00X - 11 11 1 (26-15)

WP-Eric Walker (3-3) LP-Jack Leftwich (4-3) T-2:56 A-11327  
HR UF - Cory Acton (3) HR LSU - Josh Smith (6)

## Apr 23, 2019 at Baton Rouge, La.

Lamar..... 000 011 001 - 3 7 0 (14-27)  
LSU..... 030 020 00X - 5 4 0 (27-15)

WP-Landon Marceaux (2-2) Save-Devin Fontenot(4) LP-Dallas,  
Jack (0-5) T-2:37 A-10364 HR LU - Adames, Robin (7) HR LSU -  
Drew Bianco (2)

## Apr 26, 2019 at Tuscaloosa, Ala.

LSU..... 000 000 001 - 1 8 0 (27-16)  
Alabama..... 211 010 10X - 6 10 0 (26-17)

WP-Sam Finnerty (6-5) LP-Zack Hess (2-3) T-2:50 A-4240  
HR UA - T.J. Reeves (7), Tyler Gentry (9)

## Apr 27, 2019 at Tuscaloosa, Ala.

LSU..... 001 310 000 - 5 9 0 (28-16)  
Alabama..... 100 000 100 - 2 10 2 (26-18)

WP-Eric Walker (4-3) Save-Devin Fontenot(5) LP-Brock Love  
(4-4) T-3:06 A-4453 HR LSU - Zach Watson (5) HR UA - Keith  
Holcombe (4)

## Apr 28, 2019 at Tuscaloosa, Ala.

LSU..... 103 100 000 - 5 7 1 (29-16)  
Alabama..... 100 010 011 - 4 8 1 (26-19)

WP-Landon Marceaux (3-2) Save-Devin Fontenot(6) LP-Jeremy  
Randolph (1-2) T-2:4 A-3633 HR LSU - Daniel Cabrera (8), Saul  
Garza (2)  
HR UA - Tyler Gentry (10)

## May 3, 2019 at Baton Rouge, La.

Ole Miss..... 010 010 100 - 3 9 1 (30-17)  
LSU..... 012 001 04X - 8 12 0 (30-16)

WP-Zack Hess (3-3) LP-Will Ethridge (5-4) T-3:02 A-11119  
HR OM - Cooper Johnson (6) HR LSU - Daniel Cabrera (9), Drew  
Bianco (3)

## May 4, 2019 at Baton Rouge, La.

Ole Miss..... 010 310 000 - 5 6 0 (31-17)  
LSU..... 000 010 000 - 1 5 2 (30-17)

WP-Doug Nikhazy (6-3) LP-Eric Walker (4-4) T-2:57 A-11409  
HR OM - Thomas Dillard (10), Kevin Graham (6)

## May 5, 2019 at Baton Rouge, La.

Ole Miss..... 043 031 202 4 - 19 23 2 (32-17)  
LSU..... 000 132 306 0 - 15 22 2 (30-18)

WP-Austin Miller (4-0) LP-Devin Fontenot (4-1) T-4:21 A-10671  
HR OM - Cole Zabowski (10), Kevin Graham (7) HR LSU - Antoine  
Duplantis (8), Cade Beloso 2 (8), Josh Smith (7), Saul Garza (3)

## May 7, 2019 at Baton Rouge, La.

Louisiana Tech..... 202 111 041 - 12 17 1 (30-19)  
LSU..... 000 000 100 - 1 4 2 (30-19)

WP-Logan Robbins (4-3) LP-Chase Costello (0-1) T-3:05  
A-10304  
HR LATECH - Parker Bates (7)

## May 9, 2019 at Fayetteville, Ark.

LSU..... 110 000 200 - 4 7 0 (30-20)  
Arkansas..... 123 601 10X - 14 15 0 (38-12)

WP-Isaiah Campbell (9-1) LP-Ma'Khail Hilliard (0-3) T-3:07  
A-9220  
HR LSU - Daniel Cabrera 2 (11) HR ARK - Trevor Ezell (7), Casey  
Martin (12), Dominic Fletcher (10), Jack Kenley (10), Casey  
Opitz (2)

## May 10, 2019 at Fayetteville, Ark.

LSU..... 120 000 003 - 6 9 1 (30-21)  
Arkansas..... 001 011 26X - 11 12 0 (39-12)

WP-Kevin Kopps (5-3) LP-Zack Hess (3-4) T-3:27 A-11714  
HR LSU - Saul Garza (4) HR ARK - Heston Kjerstad (14)

## May 11, 2019 at Fayetteville, Ark.

LSU..... 000 000 030 - 3 7 0 (31-21)  
Arkansas..... 100 001 000 - 2 8 1 (39-13)

WP-Todd Peterson (4-2) LP-Jacob Kostyshock (1-2) T-2:47  
A-11037  
HR LSU - Antoine Duplantis (9)

## May 14, 2019 at Baton Rouge, La.

New Orleans..... 020 010 002 - 5 13 2 (28-25)  
LSU..... 004 010 02X - 7 10 0 (32-21)

WP-Matthew Beck (3-0) Save-Zack Hess(1) LP-Ramirez,  
Cortlynn (1-3)  
T-3:09 A-10147 HR UNO - Iza, Salo (6), Gauthier, Antonio 2 (8)  
HR LSU - Antoine Duplantis (10), Daniel Cabrera (12)

## May 16, 2019 at Baton Rouge, La.

Auburn..... 010 000 000 - 1 2 2 (31-22)  
LSU..... 004 101 10X - 7 10 3 (33-21)

WP-Eric Walker (5-4) LP-Anderson, Elliott (5-2) T-2:45  
A-10305  
HR LSU - Antoine Duplantis (11), Cade Beloso (9), Saul Garza (5)

## 2019 Season Line Scores

### May 17, 2019 at Baton Rouge, La.

Auburn..... 000 010 000 - 1 2 0 (31-23)  
LSU..... 000 400 01X - 5 9 0 (34-21)

WP-Landon Marceaux (4-2) Save-Zack Hess(2) LP-Owen, Jack (4-2)  
T-2:18 A-11009 HR AUBURN - Holland, Will (8)

### May 18, 2019 at Baton Rouge, La.

Auburn..... 000 011 002 01 - 5 10 1 (32-23)  
LSU..... 000 111 100 00 - 4 11 0 (34-22)

WP-Watson, Ryan (1-1) Save-Fuller, Brooks(1) LP-Zack Hess (3-5) T-3:23 A-10681 HR AUBURN - Bliss, Ryan (2), Scheffler, Matt (2)  
Auburn 1B coach Karl Nonemaker was ejected in the top of the 11th inning

### May 21, 2019 at Hoover, Ala. — SEC TOURNAMENT

South Carolina..... 050 000 010 - 6 8 0 (28-28)  
LSU..... 120 320 00X - 8 13 3 (35-22)

WP-Devin Fontenot (5-1) Save-Todd Peterson(3) LP-Parker Coyne (2-1)  
T-3:27 A-10128 HR LSU - Josh Smith (8)

### May 22, 2019 at Hoover, Ala. — SEC TOURNAMENT

LSU..... 000 020 020 000 000 10 - 5 12 1 (35-23)  
Mississippi State... 211 000 000 000 000 11 - 6 18 2 (46-11)

WP-James, Keegan (4-1) LP-Ma'Khail Hilliard (0-4) T-6:43 A-13902  
HR LSU - Giovanni DiGiacomo (1)

### May 23, 2019 at Hoover, Ala. — SEC TOURNAMENT

Auburn..... 000 000 210 - 3 9 1 (33-25)  
LSU..... 100 000 102 - 4 8 1 (36-24)

WP-Todd Peterson (5-2) LP-Greenhill, Cody (2-3) T-3:01 A-6891

### May 24, 2019 at Hoover, Ala. — SEC TOURNAMENT

LSU..... 005 700 0 - 12 12 0 (37-23)  
Mississippi State... 002 000 0 - 2 6 2 (46-13)

WP-Aaron George (3-1) LP-Ginn, JT (8-4) T-3:08 A-14294

### May 25, 2019 at Hoover, Ala. — SEC TOURNAMENT

Vanderbilt..... 032 206 000 - 13 13 0 (48-10)  
LSU..... 000 013 000 - 4 7 3 (37-24)

WP-Kumar Rocker (8-5) LP-Devin Fontenot (5-1) T-3:25 A-12872  
HR VU - JJ Bleday (26), Ethan Paul (9), Ty Duval (4)

### May 31, 2019 at Baton Rouge, La. — NCAA REGIONAL

Stony Brook..... 100 011 000 - 3 10 3 (31-22)  
LSU..... 542 330 00X - 17 10 1 (38-24)

WP-Landon Marceaux (5-2) LP-Greg Marino (5-5) T-3:06 A-10542  
HR SBU - Dylan Resk (4)HR LSU - Zach Watson (6), Brandt Broussard (1)

### June 1, 2019 at Baton Rouge, La. — NCAA REGIONAL

LSU..... 010 003 031 - 8 13 0 (39-24)  
Southern Miss..... 000 000 400 - 4 5 0 (39-20)

WP-Zack Hess (4-5) LP-Carroll, Cody (3-3) T-3:15 A-11015  
HR LSU - Cade Beloso (10), Zach Watson (7) HR USM - Guidry, Matthew (7)

### June 2, 2019 at Baton Rouge, La. — NCAA REGIONAL

Southern Miss..... 000 130 000 - 4 6 2 (40-21)  
LSU..... 120 000 30X - 6 11 1 (40-24)

WP-Trent Vietmeier (3-1) Save-Devin Fontenot(7) LP-Lewis, Josh (1-1) T-3:14 A-10718 HR USM - Montenegro, Gabe (6) HR LSU - Josh Smith (9)

### June 8, 2019 at Baton Rouge, La. — NCAA SUPER REGIONAL

Florida State..... 000 001 311 - 6 6 3 (40-21)  
LSU..... 011 110 000 - 4 8 1 (40-25)

WP-Antonio Velez (4-2) Save-J.C. Flowers(12) LP-Devin Fontenot (5-3) T-3:37 A-11636 HR FS - Reese Albert 2 (9)

### June 9, 2019 at Baton Rouge, La. — NCAA SUPER REGIONAL

LSU..... 000 101 020 000 - 4 12 1 (40-26)  
Florida State..... 030 100 000 001 - 5 10 0 (41-21)

WP-Antonio Velez (5-2) LP-Devin Fontenot (5-4) T-4:13 A-11713  
HR LSU - Antoine Duplantis (12)



Josh Smith



Zach Watson



Zack Hess and Antoine Duplantis with 2019 team awards



GAME DATE	OPPOSING TEAM		SCORE	R-H-E	R-H-E	INNS	OVERALL	SEC	PITCHER OF RECORD	ATTEND	TIME
FEB 15, 2019	ULM	W	12-7	12-10-2	7-10-3	9	1-0-0	0-0-0	FONTENOT (W 1-0)	12404	3:28
FEB 16, 2019	ARMY	W	6-5	6-7-1	5-6-1	9	2-0-0	0-0-0	PETERSON (W 1-0)	11656	3:10
FEB 17, 2019	AIR FORCE	W	17-5	17-20-0	5-9-2	9	3-0-0	0-0-0	HILL (W 1-0)	11403	3:22
FEB 19, 2019	SOUTHEASTERN LA.	W	6-5	6-8-2	5-8-1	9	4-0-0	0-0-0	PETERSON (W 2-0)	10004	2:56
FEB 22, 2019	BRYANT	W	13-6	13-14-2	6-7-4	9	5-0-0	0-0-0	HESS (W 1-0)	10314	3:23
FEB 23, 2019	BRYANT	W	17-8	17-14-0	8-9-5	9	6-0-0	0-0-0	MARCEAUX (W 1-0)	10257	3:40
FEB 24, 2019	BRYANT	W	4-3	4-8-1	3-7-1	9	7-0-0	0-0-0	GEORGE (W 1-0)	10306	3:06
FEB 27, 2019	SOUTHERN	W	17-4	17-18-0	4-6-4	9	8-0-0	0-0-0	WALKER (W 1-0)	9624	3:23
MAR 01, 2019	AT TEXAS		1-8 L	1-4-1	8-12-2	9	8-1-0	0-0-0	HESS (L 1-1)	7680	3:17
MAR 02, 2019	AT TEXAS		4-8 L	4-6-1	8-5-2	9	8-2-0	0-0-0	MARCEAUX (L 1-1)	7601	3:04
MAR 03, 2019	AT TEXAS		6-7 L	6-6-1	7-11-4	9	8-3-0	0-0-0	PETERSON (L 2-1)	7153	3:04
MAR 06, 2019	HOLY CROSS	W	9-2	9-9-1	2-3-0	9	9-3-0	0-0-0	GEORGE (W 2-0)	9718	3:11
MAR 08, 2019	CALIFORNIA	W	4-3	4-8-0	3-8-1	9	10-3-0	0-0-0	BECK (W 1-0)	10468	3:10
MAR 09, 2019	CALIFORNIA		2-5 L	2-5-0	5-7-0	7	10-4-0	0-0-0	PETERSON (L 2-2)	10882	2:10
MAR 09, 2019	CALIFORNIA	W	5-4	5-7-0	4-7-0	7	11-4-0	0-0-0	FONTENOT (W 2-0)	10570	2:16
MAR 12, 2019	AT NORTHWESTERN STATE		1-3 L	1-5-0	3-4-0	9	11-5-0	0-0-0	GEORGE (L 2-1)	3240	2:19
MAR 13, 2019	TEXAS SOUTHERN	W	16-5	16-18-3	5-7-1	9	12-5-0	0-0-0	MOFFITT (W 1-0)	9712	3:15
*MAR 16, 2019	KENTUCKY	W	2-1	2-8-1	1-6-1 (12)		13-5-0	1-0-0	FONTENOT (W 3-0)	10509	4:21
*MAR 16, 2019	KENTUCKY	W	16-4	16-12-0	4-11-3	9	14-5-0	2-0-0	HENRY (W 1-0)	10622	3:12
*MAR 17, 2019	KENTUCKY	W	7-2	7-8-0	2-4-1	9	15-5-0	3-0-0	BECK (W 2-0)	10323	2:57
MAR 20, 2019	NICHOLLS	W	5-4	5-8-0	4-8-2 (10)		16-5-0	3-0-0	VIETMEIER (W 1-0)	10531	3:16
*MAR 22, 2019	AT GEORGIA	W	1-0	1-3-0	0-8-0	9	17-5-0	4-0-0	HESS (W 2-1)	3209	2:31
*MAR 23, 2019	AT GEORGIA		0-2 L	0-5-1	2-4-0	9	17-6-0	4-1-0	HENRY (L 1-1)	3344	2:17
*MAR 24, 2019	AT GEORGIA		7-9 L	7-11-2	9-11-0	9	17-7-0	4-2-0	WALKER (L 1-1)	3042	3:16
MAR 26, 2019	MCNEESE STATE		0-2 L	0-4-1	2-4-1	9	17-8-0	4-2-0	HILLIARD (L 0-1)	10156	3:10
*MAR 28, 2019	AT MISS. STATE		5-6 L	5-9-1	6-11-2	9	17-9-0	4-3-0	HESS (L 2-2)	9797	3:34
*MAR 29, 2019	AT MISS. STATE	W	10-5	10-13-0	5-8-2	9	18-9-0	5-3-0	HENRY (W 2-1)	11262	3:36
*MAR 30, 2019	AT MISS. STATE	W	11-2	11-11-0	2-10-3	9	19-9-0	6-3-0	WALKER (W 2-1)	11648	3:15
APR 02, 2019	GRAMBLING	W	9-0	9-12-0	0-5-3	9	20-9-0	6-3-0	MOFFITT (W 2-0)	9804	2:43
APR 03, 2019	SOUTH ALABAMA	W	2-0	2-6-1	0-4-0	9	21-9-0	6-3-0	VIETMEIER (W 2-0)	9754	2:45
*APR 05, 2019	TEXAS A&M	W	2-1	2-5-0	1-6-3	9	22-9-0	7-3-0	FONTENOT (W 4-0)	10547	2:47
*APR 06, 2019	TEXAS A&M		4-6 L	4-9-5	6-8-0	9	22-10-0	7-4-0	WALKER (L 2-2)	10602	3:38
*APR 06, 2019	TEXAS A&M	W	9-3	9-12-0	3-8-2	9	23-10-0	8-4-0	HENRY (W 3-1)	11353	2:55
APR 09, 2019	AT SOUTHERN		2-7 L	2-2-0	7-10-1	9	23-11-0	8-4-0	MARCEAUX (L 1-2)	859	3:00
*APR 12, 2019	AT MISSOURI	W	12-11	12-13-0	11-9-2 (10)		24-11-0	9-4-0	PETERSON (W 3-2)	1408	3:40
*APR 13, 2019	AT MISSOURI		1-4 L	1-4-1	4-7-1	9	24-12-0	9-5-0	HENRY (L 3-2)	1725	2:34
*APR 14, 2019	AT MISSOURI		5-11 L	5-8-1	11-14-0	9	24-13-0	9-6-0	WALKER (L 2-3)	1002	2:54
% APR 16, 2019	VS UL LAFAYETTE		5-6 L	5-9-1	6-7-1	9	24-14-0	9-6-0	VIETMEIER (L 2-1)	8667	3:02
*APR 18, 2019	FLORIDA		9-16 L	9-16-0	16-20-0	9	24-15-0	9-7-0	HILLIARD (L 0-2)	10132	3:30
*APR 19, 2019	FLORIDA	W	13-1	13-16-2	1-7-3	9	25-15-0	10-7-0	HENRY (W 4-2)	10766	3:12
*APR 20, 2019	FLORIDA	W	11-2	11-11-1	2-8-1	9	26-15-0	11-7-0	WALKER (W 3-3)	11327	2:56
APR 23, 2019	LAMAR	W	5-3	5-4-0	3-7-0	9	27-15-0	11-7-0	MARCEAUX (W 2-2)	10364	2:37
*APR 26, 2019	AT ALABAMA		1-6 L	1-8-0	6-10-0	9	27-16-0	11-8-0	HESS (L 2-3)	4240	2:50
*APR 27, 2019	AT ALABAMA	W	5-2	5-9-0	2-10-2	9	28-16-0	12-8-0	WALKER (W 4-3)	4453	3:06
*APR 28, 2019	AT ALABAMA	W	5-4	5-7-1	4-8-1	9	29-16-0	13-8-0	MARCEAUX (W 3-2)	3633	2:49
*MAY 03, 2019	OLE MISS	W	8-3	8-12-0	3-9-1	9	30-16-0	14-8-0	HESS (W 3-3)	11119	3:02
*MAY 04, 2019	OLE MISS		1-5 L	1-5-2	5-6-0	9	30-17-0	14-9-0	WALKER (L 4-4)	11409	2:57
*MAY 05, 2019	OLE MISS		15-19 L	15-22-2	19-23-2 (10)		30-18-0	14-10-0	FONTENOT (L 4-1)	10671	4:21
MAY 07, 2019	LOUISIANA TECH		1-12 L	1-4-2	12-17-1	9	30-19-0	14-10-0	COSTELLO (L 0-1)	10304	3:05
*MAY 09, 2019	AT ARKANSAS		4-14 L	4-7-0	14-15-0	9	30-20-0	14-11-0	HILLIARD (L 0-3)	9220	3:07
*MAY 10, 2019	AT ARKANSAS		6-11 L	6-9-1	11-12-0	9	30-21-0	14-12-0	HESS (L 3-4)	11714	3:27
*MAY 11, 2019	AT ARKANSAS	W	3-2	3-7-0	2-8-1	9	31-21-0	15-12-0	PETERSON (W 4-2)	11037	2:47
MAY 14, 2019	NEW ORLEANS	W	7-5	7-10-0	5-13-2	9	32-21-0	15-12-0	BECK (W 3-0)	10147	3:09
*MAY 16, 2019	AUBURN	W	7-1	7-10-3	1-2-2	9	33-21-0	16-12-0	WALKER (W 5-4)	10305	2:45
*MAY 17, 2019	AUBURN	W	5-1	5-9-0	1-2-0	9	34-21-0	17-12-0	MARCEAUX (W 4-2)	11009	2:18
*MAY 18, 2019	AUBURN		4-5 L	4-11-0	5-10-1 (11)		34-22-0	17-13-0	HESS (L 3-5)	10681	3:23
^ MAY 21, 2019	VS SOUTH CAROLINA	W	8-6	8-13-3	6-8-0	9	35-22-0	17-13-0	FONTENOT (W 5-1)	10128	3:27
^ MAY 22, 2019	VS MISS. STATE		5-6 L	5-12-1	6-18-2 (17)		35-23-0	17-13-0	HILLIARD (L 0-4)	13902	6:43
^ MAY 23, 2019	VS AUBURN	W	4-3	4-8-1	3-9-1	9	36-23-0	17-13-0	PETERSON (W 5-2)	6891	3:01
^ MAY 24, 2019	VS MISS. STATE	W	12-2	12-12-0	2-6-2	7	37-23-0	17-13-0	GEORGE (W 3-1)	14294	3:08
^ MAY 25, 2019	VS VANDERBILT		4-13 L	4-7-3	13-13-0	9	37-24-0	17-13-0	FONTENOT (L 5-1)	12872	3:25
# MAY 31, 2019	STONY BROOK	W	17-3	17-10-1	3-10-3	9	38-24-0	17-13-0	MARCEAUX (W 5-2)	10542	3:06
# JUN 01, 2019	SOUTHERN MISS	W	8-4	8-13-0	4-5-0	9	39-24-0	17-13-0	HESS (W 4-5)	11015	3:15
# JUN 02, 2019	SOUTHERN MISS	W	6-4	6-11-1	4-6-2	9	40-24-0	17-13-0	VIETMEIER (W 3-1)	10718	3:14
\$ JUN 08, 2019	FLORIDA STATE		4-6 L	4-8-1	6-6-3	9	40-25-0	17-13-0	FONTENOT (L 5-3)	11636	3:37
\$ JUN 09, 2019	FLORIDA STATE		4-5 L	4-12-1	5-10-0 (12)		40-26-0	17-13-0	FONTENOT (L 5-4)	11713	4:13

\* = SEC game

^ = SEC Tournament (Hoover, Ala.)

# = NCAA Regional (Baton Rouge, La.)

\$ = NCAA Super Regional (Baton Rouge, La.)

% = Wally Pontiff Jr. Classic (Metairie, La.)

() extra inning game

2019 Final Cumulative Stats

Record: 40-26 Home: 30-10 Away: 7-13 Neutral: 3-3 SEC: 17-13

BATTING

PLAYER	AVG	GP	GS	AB	R	H	2B	3B	HR	RBI	TB	SLG%	BB	HBP	SO	GDP	OB%	SF	SH	SB	ATT	PO	A	E	FLD%	
4 Josh Smith	.346	65	65	257	72	89	17	2	9	41	137	.533	28	13	44	4	.433	2	0	20	24	106	135	12	.953	
8 Antoine Duplantis	.324	66	66	281	63	91	9	3	12	68	142	.505	21	3	30	3	.376	1	3	6	10	142	1	2	.986	
9 Zach Watson	.308	60	59	237	52	73	17	0	7	42	111	.468	22	6	47	3	.378	2	0	11	12	141	1	1	.993	
13 Saul Garza	.303	50	42	145	20	44	10	0	5	27	69	.476	10	4	34	4	.358	3	0	0	0	216	24	2	.992	
2 Daniel Cabrera	.284	59	59	225	40	64	12	2	12	50	116	.516	24	4	54	3	.359	3	0	1	1	102	1	4	.963	
24 Cade Beloso	.279	62	58	219	30	61	3	0	10	52	94	.429	19	5	41	6	.339	8	0	1	2	338	23	4	.989	
7 Giovanni DiGiacomo	.275	53	33	138	31	38	3	1	1	15	46	.333	22	2	46	1	.376	3	1	6	8	40	0	0	1.000	
17 Chris Reid	.255	57	47	165	31	42	11	0	1	33	56	.339	34	3	35	4	.382	5	5	1	1	87	67	6	.963	
16 Brandt Broussard	.255	54	46	165	32	42	4	1	1	20	51	.309	16	3	19	2	.324	4	5	10	15	69	94	6	.964	
3 Hal Hughes	.174	53	42	149	20	26	2	0	0	11	28	.188	19	5	28	3	.289	0	2	2	5	46	101	6	.961	
23 CJ Willis	.212	24	11	52	8	11	4	0	0	7	15	.288	8	0	24	1	.311	1	0	1	2	37	3	0	1.000	
6 Gavin Dugas	.186	19	10	43	1	8	2	0	0	6	10	.233	5	0	13	1	.265	1	0	1	1	25	15	0	1.000	
5 Drew Bianco	.176	39	16	68	16	12	3	0	3	14	24	.353	7	12	23	0	.348	2	2	1	1	51	15	4	.943	
22 Brock Mathis	.164	48	40	122	19	20	4	1	3	12	35	.287	19	4	39	1	.291	3	5	0	0	313	30	4	.988	
45 Braden Doughty	.077	16	0	13	2	1	0	0	0	0	1	.077	3	0	8	0	.250	0	0	0	0	42	2	0	1.000	
35 Clay Moffitt	.000	1	0	0	0	0	0	0	0	0	0	.000	0	1	0	0	1.000	0	0	0	0	2	0	0	1.000	
Totals	.273	66	66	2279	437	622	101	10	64	398	935	.410	257	65	485	36	.358	38	23	61	82	1781	575	56	.977	
Opponents	.249	66	66	2273	338	567	107	5	63	308	873	.384	268	60	585	36	.342	19	32	92	106	1732	557	89	.963	

LOB - Team (493), Opp (536). DPs turned - Team (42), Opp (46). CI - Team (3), Mathis 2, Garza 1. IBB - Team (12), Smith 4, Cabrera 3, Beloso 2, Watson 2, Duplantis 1, Opp (18). Picked off - Dugas 1, Smith 1, Reid 1, DiGiacomo 1.

PITCHING

PLAYER	ERA	W	L	APP	GS	CG	SHO	CBO	SV	IP	H	R	ER	BB	SO	2B	3B	HR	AB	B/AVG	WP	HBP	BK	SFA	SHA
38 Zack Hess	4.71	4	5	19	10	0	0	1	2	70.2	80	39	37	35	82	19	0	15	281	.285	2	8	0	2	6
10 Eric Walker	5.47	5	4	18	15	0	0	0	0	72.1	67	44	44	32	56	13	1	9	271	.247	3	8	0	3	5
-----																									
44 Jaden Hill	1.80	1	0	2	2	0	0	0	0	10.0	6	2	2	3	11	2	0	0	37	.162	0	0	0	0	0
27 Matthew Beck	2.05	3	0	27	0	0	0	1	0	44.0	30	13	10	25	39	4	1	2	154	.195	4	4	0	2	4
35 Clay Moffitt	3.26	2	0	12	3	0	0	1	0	19.1	12	9	7	7	16	3	1	2	69	.174	1	1	0	1	0
18 Cole Henry	3.39	4	2	14	11	0	0	0	0	58.1	50	25	22	18	72	14	1	3	221	.226	2	4	1	0	3
28 Devin Fontenot	3.71	5	4	28	3	0	0	2	7	51.0	33	23	21	25	54	5	0	4	183	.180	4	9	0	0	1
43 Todd Peterson	3.86	5	2	29	1	0	0	1	3	49.0	43	23	21	18	44	9	0	5	186	.231	1	4	0	2	2
11 Landon Marceaux	4.66	5	2	15	14	0	0	0	0	58.0	68	39	30	20	43	12	0	3	232	.293	7	3	0	0	2
30 Trent Vietmeier	5.24	3	1	25	0	0	0	1	1	34.1	36	21	20	11	34	4	0	4	135	.267	2	4	0	1	4
52 Ma'Khail Hilliard	5.32	0	4	21	6	0	0	1	0	44.0	43	29	26	16	57	5	0	6	172	.250	11	4	1	1	2
20 Will Ripoll	6.48	0	0	10	0	0	0	1	0	16.2	18	12	12	10	18	0	1	2	66	.273	5	1	0	1	0
32 Aaron George	6.49	3	1	21	0	0	0	0	0	26.1	31	20	19	19	31	6	0	4	106	.292	1	6	1	2	1
46 Rye Gunter	6.75	0	0	6	0	0	0	1	0	6.2	7	5	5	7	6	1	0	0	25	.280	1	1	0	1	0
40 Riggs Threadgill	7.24	0	0	11	0	0	0	0	0	13.2	17	14	11	10	12	6	0	2	57	.298	3	3	0	1	1
29 Chase Costello	8.84	0	1	14	1	0	0	0	0	19.1	26	20	19	12	10	4	0	2	78	.333	1	0	0	2	1
Totals	4.64	40	26	66	66	0	3	3	13	593.2	567	338	306	268	585	107	5	63	2273	.249	48	60	3	19	32
Opponents	5.38	26	40	66	66	0	2	2	12	577.1	622	437	345	257	485	101	10	64	2279	.273	80	65	6	38	23

PB - Team (16), Mathis 11, Garza 3, Doughty 2, Opp (13). Pickoffs - Team (1), Garza 1, Opp (4). SBA/ATT - Mathis (64-74), Garza (24-28), Hess (14-15), Marceaux (11-12), Beck (10-10), Hilliard (9-10), Vietmeier (7-8), Fontenot (7-8), George (5-7), Walker (4-7), Ripoll (6-6), Henry (5-5), Costello (2-4), Doughty (4-4), Hill (4-4), Moffitt (3-3), Peterson (2-3), Threadgill (2-3), Gunter (1-1).

FIELDING

PLAYER	C	PO	A	E	FLD%	DPS	SBA	CSB	SBA%	PB	CI	PLAYER	C	PO	A	E	FLD%	DPS	SBA	CSB	SBA%	PB	CI
45 BRADEN DOUGHTY	44	42	2	0	1.000	1	4	0	1.000	2	0	24 CADE BELOSO	365	338	23	4	.989	27	0	0	-	0	0
23 CJ WILLIS	40	37	3	0	1.000	3	0	0	-	0	0	22 BROCK MATHIS	347	313	30	4	.988	0	64	10	.865	11	2
6 GAVIN DUGAS	40	25	15	0	1.000	5	0	0	-	0	0	8 ANTOINE DUPLANTIS	145	142	1	2	.986	0	0	0	-	0	0
7 GIOVANNI DIGIACOMO	40	40	0	0	1.000	0	0	0	-	0	0	16 BRANDT BROUSSARD	169	69	94	6	.964	20	0	0	-	0	0
18 COLE HENRY	14	1	13	0	1.000	0	5	0	1.000	0	0	2 DANIEL CABRERA	107	102	1	4	.963	1	0	0	-	0	0
11 LANDON MARCEAUX	11	4	7	0	1.000	0	11	1	.917	0	0	17 CHRIS REID	160	87	67	6	.963	8	0	0	-	0	0
28 DEVIN FONTENOT	8	4	4	0	1.000	0	7	1	.875	0	0	3 HAL HUGHES	153	46	101	6	.961	15	0	0	-	0	0
52 MA'KHAIL HILLIARD	7	3	4	0	1.000	0	9	1	.900	0	0	4 JOSH SMITH	253	106	135	12	.953	30	0	0	-	0	0
10 ERIC WALKER	7	1	6	0	1.000	1	4	3	.571	0	0	5 DREW BIANCO	70	51	15	4	.943	3	0	0	-	0	0
29 CHASE COSTELLO	6	1	5	0	1.000	1	2	2	.500	0	0	38 ZACK HESS	9	3	5	1	.889	0	14	1	.933	0	0
43 TODD PETERSON	6	3	3	0	1.000	0	2	1	.667	0	0	30 TRENT VIETMEIER	6	2	3	1	.833	0	7	1	.875	0	0
44 JADEN HILL	2	0	2	0	1.000	0	4	0	1.000	0	0	27 MATTHEW BECK	9	1	6	2	.778	1	10	0	1.000	0	0
35 CLAY MOFFITT	2	2	0	0	1.000	0	3	0	1.000	0	0	32 AARON GEORGE	3	0	2	1	.667	0	5	2	.714	0	0
46 RYE GUNTER	2	0	2	0	1.000	0	1	0	1.000	0	0												
20 WILL RIPOLL	1	0	1	0	1.000	0	6	0	1.000	0	0												
40 RIGGS THREADGILL	1	1	0	0	1.000	0	2	1	.667	0	0												
9 ZACH WATSON	143	141	1	1	.993	0	0	0	-	0	0												
13 SAUL GARZA	242	216	24	2	.992	2	24	4	.857	3	1												
												TOTALS	2412	1781	575	56	.977	42	92	14	.868	16	3
												OPPONENTS	2378	1732	557	89	.963	46	61	21	.744	13	0



Record: 17-13 Home: 10-5 Away: 7-8

## BATTING

PLAYER	AVG	GP	GS	AB	R	H	2B	3B	HR	RBI	TB	SLG%	BB	HBP	SO	GDP	OB%	SF	SH	SB	ATT	PO	A	E	FLD%	
4 Josh Smith	.350	30	30	123	34	43	6	1	5	19	66	.537	13	7	25	1	.438	1	0	8	9	62	68	5	.963	
8 Antoine Duplantis	.326	30	30	132	29	43	4	2	5	28	66	.500	5	3	17	1	.364	0	2	1	2	65	0	2	.970	
9 Zach Watson	.318	26	25	110	26	35	9	0	4	19	56	.509	6	2	24	1	.361	1	0	5	5	54	1	0	1.000	
7 Giovanni DiGiacomo	.303	23	18	66	9	20	2	1	0	8	24	.364	9	1	22	1	.390	1	1	0	1	25	0	0	1.000	
2 Daniel Cabrera	.286	26	26	105	18	30	6	1	7	25	59	.562	7	1	30	3	.330	2	0	0	0	46	0	2	.958	
16 Brandt Broussard	.282	23	19	71	15	20	2	1	0	12	24	.338	8	2	8	0	.361	2	1	4	7	21	35	2	.966	
24 Cade Beloso	.266	29	27	109	10	29	3	0	4	21	44	.404	6	2	23	3	.311	2	0	0	1	151	12	2	.988	
17 Chris Reid	.256	27	26	86	13	22	6	0	0	18	28	.326	19	2	18	1	.391	3	3	1	1	42	36	5	.940	
-----																										
13 Saul Garza	.271	18	16	59	10	16	1	0	5	11	32	.542	5	1	17	2	.338	0	0	0	0	117	10	0	1.000	
23 CJ Willis	.226	13	7	31	5	7	2	0	0	6	9	.290	4	0	13	0	.306	1	0	1	2	19	0	0	1.000	
6 Gavin Dugas	.185	8	7	27	0	5	1	0	0	3	6	.222	1	0	8	1	.207	1	0	1	1	9	12	0	1.000	
5 Drew Bianco	.185	15	7	27	7	5	2	0	1	5	10	.370	4	5	9	0	.378	1	1	0	0	15	11	1	.963	
3 Hal Hughes	.161	22	15	56	7	9	0	0	0	0	9	.161	2	2	13	1	.217	0	2	1	3	28	37	1	.985	
22 Brock Mathis	.109	19	17	55	6	6	1	0	0	2	7	.127	10	0	20	0	.246	0	3	0	0	134	13	3	.980	
45 Braden Doughty	.000	5	0	1	0	0	0	0	0	0	0	.000	0	0	0	0	.000	0	0	0	0	10	0	0	1.000	
Totals	.274	30	30	1058	189	290	45	6	31	177	440	.416	99	28	247	15	.348	15	13	22	32	807	257	24	.978	
Opponents	.264	30	30	1040	159	275	54	3	36	146	443	.426	100	22	266	18	.338	11	17	34	41	802	244	34	.969	

LOB - Team (222), Opp (226). DPs turned - Team (18), Opp (18). CI - Team (2), Mathis 2. IBB - Team (5), Smith 2, Cabrera 1, Watson 1, Beloso 1, Opp (8). Picked off - Smith 1, Reid 1.

## PITCHING

PLAYER	ERA	W	L	APP	GS	CG	SHO	CBO	SV	IP	H	R	ER	BB	SO	2B	3B	HR	AB	B/AVG	WP	HBP	BK	SFA	SHA	
18 Cole Henry	3.41	4	2	6	6	0	0	0	0	37.0	28	15	14	8	49	9	1	2	137	.204	2	2	1	0	2	
10 Eric Walker	4.32	4	4	10	10	0	0	0	0	50.0	45	24	24	19	45	8	1	6	188	.239	0	2	0	2	2	
38 Zack Hess	4.78	2	4	11	6	0	0	1	1	43.1	50	23	23	18	49	12	0	8	171	.292	1	5	0	1	4	
-----																										
20 Will Ripoll	1.93	0	0	3	0	0	0	0	0	4.2	4	1	1	3	5	0	0	0	16	.250	0	0	0	0	0	
43 Todd Peterson	2.36	2	0	13	0	0	0	0	1	26.2	23	8	7	6	22	5	0	4	102	.225	0	0	0	1	0	
27 Matthew Beck	2.50	1	0	9	0	0	0	0	0	18.0	12	8	5	5	14	2	1	1	61	.197	2	0	0	2	3	
11 Landon Marceaux	3.72	2	0	4	4	0	0	0	0	19.1	22	12	8	6	14	5	0	1	77	.286	1	1	0	0	1	
28 Devin Fontenot	4.71	2	1	13	1	0	0	1	4	21.0	15	11	11	10	18	2	0	3	77	.195	1	3	0	0	0	
30 Trent Vietmeier	7.02	0	0	9	0	0	0	0	1	16.2	19	14	13	7	15	2	0	1	65	.292	2	3	0	1	3	
32 Aaron George	7.50	0	0	6	0	0	0	0	0	6.0	8	5	5	3	5	2	0	2	24	.333	1	2	0	1	0	
52 Ma'Khail Hilliard	10.71	0	2	8	3	0	0	0	0	19.1	33	23	23	8	25	5	0	4	88	.375	8	1	1	1	2	
35 Clay Moffitt	16.20	0	0	3	0	0	0	0	0	1.2	2	3	3	2	0	0	0	1	7	.286	0	0	0	0	0	
29 Chase Costello	16.88	0	0	2	0	0	0	0	0	2.2	8	5	5	2	1	1	0	1	13	.615	1	0	0	1	0	
40 Riggs Threadgill	20.25	0	0	2	0	0	0	0	0	2.2	6	7	6	3	4	1	0	2	14	.429	1	3	0	1	0	
-----																										
Totals	4.95	17	13	30	30	0	1	1	7	269.0	275	159	148	100	266	54	3	36	1040	.264	20	22	2	11	17	
Opponents	5.39	13	17	30	30	0	1	1	6	267.1	290	189	160	99	247	45	6	31	1058	.274	27	28	1	15	13	

PB - Team (7), Mathis 4, Garza 3, Opp (7). Pickoffs - Team (0), Opp (2). SBA/ATT - Mathis (21-27), Garza (13-14), Hess (7-8), Walker (4-7), Hilliard (7-7), Vietmeier (4-5), Fontenot (4-4), Marceaux (3-3), Henry (3-3), Costello (1-2), George (0-1), Peterson (1-1).

## FIELDING

PLAYER	C	PO	A	E	FLD%	DPS	SBA	CSB	SBA%	PB	CI
13 Saul Garza	127	117	10	0	1.000	1	13	1	.929	3	0
9 Zach Watson	55	54	1	0	1.000	0	0	0	-	0	0
7 Giovanni DiGiacomo	25	25	0	0	1.000	0	0	0	-	0	0
6 Gavin Dugas	21	9	12	0	1.000	4	0	0	-	0	0
23 CJ Willis	19	19	0	0	1.000	1	0	0	-	0	0
45 Braden Doughty	10	10	0	0	1.000	0	0	0	-	0	0
18 Cole Henry	6	1	5	0	1.000	0	3	0	1.000	0	0
28 Devin Fontenot	4	1	3	0	1.000	0	4	0	1.000	0	0
30 Trent Vietmeier	3	1	2	0	1.000	0	4	1	.800	0	0
38 Zack Hess	3	1	2	0	1.000	0	7	1	.875	0	0
11 Landon Marceaux	3	1	2	0	1.000	0	3	0	1.000	0	0
10 Eric Walker	3	1	2	0	1.000	1	4	3	.571	0	0
52 Ma'Khail Hilliard	2	1	1	0	1.000	0	7	0	1.000	0	0
40 Riggs Threadgill	1	1	0	0	1.000	0	0	0	-	0	0
43 Todd Peterson	1	1	0	0	1.000	0	1	0	1.000	0	0
24 Cade Beloso	165	151	12	2	.988	13	0	0	-	0	0
3 Hal Hughes	66	28	37	1	.985	7	0	0	-	0	0

PLAYER	C	PO	A	E	FLD%	DPS	SBA	CSB	SBA%	PB	CI
22 Brock Mathis	150	134	13	3	.980	0	21	6	.778	4	2
8 Antoine Duplantis	67	65	0	2	.970	0	0	0	-	0	0
16 Brandt Broussard	58	21	35	2	.966	6	0	0	-	0	0
4 Josh Smith	135	62	68	5	.963	14	0	0	-	0	0
5 Drew Bianco	27	15	11	1	.963	1	0	0	-	0	0
2 Daniel Cabrera	48	46	0	2	.958	0	0	0	-	0	0
17 Chris Reid	83	42	36	5	.940	5	0	0	-	0	0
27 Matthew Beck	6	0	5	1	.833	1	0	0	-	0	0
35 Clay Moffitt	0	0	0	0	.000	0	0	0	-	0	0
32 Aaron George	0	0	0	0	.000	0	0	1	.000	0	0
29 Chase Costello	0	0	0	0	.000	0	1	1	.500	0	0
20 Will Ripoll	0	0	0	0	.000	0	0	0	-	0	0
<b>Totals</b>	<b>1088</b>	<b>807</b>	<b>257</b>	<b>24</b>	<b>.978</b>	<b>18</b>	<b>34</b>	<b>7</b>	<b>.829</b>	<b>7</b>	<b>2</b>
<b>Opponents</b>	<b>1080</b>	<b>802</b>	<b>244</b>	<b>34</b>	<b>.969</b>	<b>18</b>	<b>22</b>	<b>10</b>	<b>.688</b>	<b>7</b>	<b>0</b>

BATTING ANALYSIS

Player	vs Left		Avg	vs Right		w/Runners On		w/Bases Empty		w/Bases Loaded		Rch as Leadoff			Fly Pct	Gnd Out	Fly/ Out	Gnd			
	H	AB		H	AB	Avg	H	AB	Avg	H	AB	Avg	Rch	Ops							
24 Cade Beloso	16	76	.211	45	143	.315	32	108	.296	29	111	.261	5	9	.556	17	52	.327	64	57	1.1
5 Drew Bianco	4	25	.160	8	43	.186	7	37	.189	5	31	.161	0	3	.000	3	15	.200	28	8	3.5
16 Brandt Broussard	14	54	.259	28	111	.252	22	76	.289	20	89	.225	1	7	.143	13	37	.351	62	43	1.4
2 Daniel Cabrera	21	82	.256	43	143	.301	36	121	.298	28	104	.269	5	8	.625	20	56	.357	41	63	0.7
7 Giovanni DiGiacomo	8	37	.216	30	101	.297	21	68	.309	17	70	.243	0	1	.000	13	36	.361	29	25	1.2
45 Braden Doughty	1	4	.250	0	9	.000	1	5	.200	0	8	.000	0	0	-	0	4	.000	3	1	3.0
6 Gavin Dugas	3	17	.176	5	26	.192	6	25	.240	2	18	.111	0	1	.000	2	9	.222	14	7	2.0
8 Antoine Duplantis	28	102	.275	63	179	.352	55	149	.369	36	132	.273	4	9	.444	20	52	.385	85	73	1.2
13 Saul Garza	18	48	.375	26	97	.268	18	67	.269	26	78	.333	2	6	.333	14	34	.412	28	36	0.8
3 Hal Hughes	7	45	.156	19	104	.183	12	74	.162	14	75	.187	1	2	.500	19	41	.463	44	47	0.9
22 Brock Mathis	6	36	.167	14	86	.163	9	55	.164	11	67	.164	0	0	-	11	34	.324	44	24	1.8
35 Clay Moffitt	0	0	-	0	0	-	0	0	-	0	0	-	0	0	-	0	0	-	0	0	0.0
17 Chris Reid	13	54	.241	29	111	.261	21	76	.276	21	89	.236	2	5	.400	22	47	.468	43	50	0.9
4 Josh Smith	25	82	.305	64	175	.366	40	107	.374	49	150	.327	4	7	.571	51	111	.459	74	43	1.7
9 Zach Watson	27	80	.338	46	157	.293	48	118	.407	25	119	.210	4	6	.667	9	40	.225	69	44	1.6
23 CJ Willis	1	11	.091	10	41	.244	9	30	.300	2	22	.091	1	1	1.000	0	13	.000	10	8	1.2
Totals	192	753	.255	430	1526	.282	337	1116	.302	285	1163	.245	29	65	.446	214	581	.368	638	529	1.2
Opponents	0	0	-	567	2273	.249	273	1072	.255	294	1201	.245	14	63	.222	223	595	.375	619	517	1.2

PLAYER	PINCH HITTING			WITH RUNNERS IN SCORING POS			W/RNR ON 3RD AND LT 2 OUT			WITH 2 OUT			2-OUT SUCCESS			#RNRS			RCH	RCH	KL
	H	AB	AVG	H	AB	AVG	RBI	OPS	PCT	H	AB	AVG	RBI	ADV	OPS	PCT	W/OUT	RNRS	LOB	ERR	FC
24 Cade Beloso	0	3	.000	21	61	.344	20	26	.769	20	62	.323	15	61	122	.500	27	38	4	9	15
5 Drew Bianco	2	8	.250	7	25	.280	6	8	.750	8	30	.267	8	21	47	.447	9	26	0	1	8
16 Brandt Broussard	0	2	.000	14	50	.280	8	16	.500	14	51	.275	8	46	91	.505	16	29	8	8	5
2 Daniel Cabrera	0	0	-	21	75	.280	12	20	.600	16	72	.222	19	62	130	.477	19	57	6	7	13
7 Giovanni DiGiacom	2	6	.333	3	34	.088	9	12	.750	11	41	.268	2	42	80	.525	17	24	3	1	9
45 Braden Doughty	0	2	.000	1	4	.250	0	1	.000	0	4	.000	0	4	8	.500	0	4	0	0	3
6 Gavin Dugas	1	4	.250	3	16	.188	3	5	.600	3	16	.188	3	12	27	.444	7	13	2	0	4
8 Antoine Duplantis	0	0	-	40	101	.396	19	29	.655	36	97	.371	26	91	158	.576	27	40	5	7	5
13 Saul Garza	1	5	.200	9	39	.231	9	11	.818	17	60	.283	9	30	72	.417	11	40	6	5	8
3 Hal Hughes	0	1	.000	8	47	.170	4	7	.571	4	48	.083	4	29	79	.367	12	37	5	9	7
22 Brock Mathis	0	0	-	6	34	.176	6	8	.750	7	50	.140	2	30	70	.429	17	42	2	3	4
35 Clay Moffitt	0	0	-	0	0	-	0	0	-	0	0	-	0	1	1	1.000	0	0	0	0	0
17 Chris Reid	1	1	1.000	16	54	.296	14	18	.778	9	60	.150	8	51	96	.531	25	43	5	3	11
4 Josh Smith	0	0	-	23	52	.442	9	10	.900	23	65	.354	21	56	115	.487	5	36	9	5	11
9 Zach Watson	0	0	-	24	58	.414	15	23	.652	23	66	.348	13	72	133	.541	9	33	4	8	8
23 CJ Willis	3	11	.273	7	19	.368	4	5	.800	3	20	.150	3	14	33	.424	2	20	0	2	3
TOTALS	10	43	.233	203	669	.303	138	199	.693	194	742	.261	141	622	1262	.493	203	493	59	68	114
OPPONENTS	8	45	.178	170	666	.255	82	149	.550	156	727	.215	106	535	1216	.440	174	536	35	51	144

SUCCESS ADVANCING RUNNERS = PERCENTAGE OF TIMES THE BATTER ADVANCED AT LEAST ONE RUNNER DURING A PLATE APPEARANCE  
#RNRS ADV W/OUT = TOTAL NUMBER OF RUNNERS ADVANCED WHEN THE PLAYER MADE AN OUT

PITCHING ANALYSIS

PLAYER	VS LEFT			VS RIGHT			W/RUNNERS ON			W/BASES EMPTY			RCH BY LEADOFF			W/2 OUT			FLY OUT	GND OUT	FLY/ GND
	H	AB	AVG	H	AB	AVG	H	AB	AVG	H	AB	AVG	RCH	OPS	PCT	H	AB	AVG			
27 Matthew Beck	14	78	.179	16	76	.211	15	83	.181	15	71	.211	20	42	.476	10	53	.189	62	27	2.3
29 Chase Costello	11	25	.440	15	53	.283	15	43	.349	11	35	.314	11	20	.550	8	26	.308	23	20	1.1
28 Devin Fontenot	18	89	.202	15	94	.160	18	84	.214	15	99	.152	14	51	.275	8	56	.143	49	44	1.1
32 Aaron George	10	36	.278	21	70	.300	16	64	.250	15	42	.357	15	26	.577	5	32	.156	24	21	1.1
46 Rye Gunter	2	7	.286	5	18	.278	5	16	.313	2	9	.222	3	7	.429	1	7	.143	9	4	2.2
18 Cole Henry	19	96	.198	31	125	.248	19	85	.224	31	136	.228	18	61	.295	17	71	.239	44	54	0.8
38 Zack Hess	46	145	.317	34	136	.250	31	147	.211	49	134	.366	34	70	.486	20	90	.222	74	51	1.5
44 Jaden Hill	1	12	.083	5	25	.200	2	17	.118	4	20	.200	3	10	.300	3	13	.231	10	9	1.1
52 Ma'Khail Hilliard	22	75	.293	21	97	.216	22	65	.338	21	107	.196	10	45	.222	12	55	.218	38	35	1.1
11 Landon Marceaux	32	99	.323	36	133	.271	31	107	.290	37	125	.296	28	62	.452	12	62	.194	45	74	0.6
35 Clay Moffitt	5	22	.227	7	47	.149	4	23	.174	8	46	.174	5	20	.250	4	23	.174	19	22	0.9
43 Todd Peterson	22	85	.259	21	101	.208	23	90	.256	20	96	.208	13	44	.295	13	66	.197	48	51	0.9
20 Will Ripoll	7	29	.241	11	37	.297	12	46	.261	6	20	.300	6	13	.462	6	20	.300	20	10	2.0
40 Riggs Threadgill	8	25	.320	9	32	.281	10	36	.278	7	21	.333	7	14	.500	5	19	.263	10	18	0.6
30 Trent Vietmeier	26	66	.394	10	69	.145	18	63	.286	18	72	.250	11	32	.344	14	52	.269	37	29	1.3
10 Eric Walker	39	128	.305	28	143	.196	32	103	.311	35	168	.208	25	78	.321	18	82	.220	107	48	2.2
TOTALS	282	1017	.277	285	1256	.227	273	1072	.255	294	1201	.245	223	595	.375	156	727	.215	619	517	1.2
OPPONENTS	396	1337	.296	226	942	.240	337	1116	.302	285	1163	.245	214	581	.368	194	742	.261	638	529	1.2





Todd Peterson



Caleb Gilbert

## Brandt Broussard, INF

Year	Avg	GP	GS	AB	R	H	2B	3B	HR	RBI	TB	SLG%	BB	HBP	SO	GDP	OB%	SF	SH	SB	ATT	PO	A	E	FLD%
2018	.260	52	51	173	28	45	4	2	0	21	53	.306	17	3	35	1	.333	2	8	14	15	81	108	5	.974
2019	.255	54	46	165	32	42	4	1	1	20	51	.309	16	3	19	2	.324	4	5	10	15	69	94	6	.964
<b>TOTAL</b>	<b>.257</b>	<b>106</b>	<b>97</b>	<b>338</b>	<b>60</b>	<b>87</b>	<b>8</b>	<b>3</b>	<b>1</b>	<b>41</b>	<b>104</b>	<b>.308</b>	<b>33</b>	<b>6</b>	<b>54</b>	<b>3</b>	<b>.329</b>	<b>6</b>	<b>13</b>	<b>24</b>	<b>30</b>	<b>150</b>	<b>202</b>	<b>11</b>	<b>.970</b>

## Antoine Duplantis, OF

Year	Avg	GP	GS	AB	R	H	2B	3B	HR	RBI	TB	SLG%	BB	HBP	SO	GDP	OB%	SF	SH	SB	ATT	PO	A	E	FLD%
2016	.327	66	66	272	45	89	9	5	2	39	114	.419	33	2	25	2	.404	0	4	13	20	148	9	2	.987
2017	.316	71	70	285	50	90	14	2	2	61	114	.400	16	6	31	8	.358	6	1	19	23	116	2	1	.992
2018	.328	66	66	271	55	89	13	6	2	48	120	.443	22	4	32	2	.381	5	1	19	27	171	1	0	1.000
2019	.324	66	66	281	63	91	9	3	12	68	142	.505	21	3	30	3	.376	1	3	6	10	142	1	2	.986
<b>TOTAL</b>	<b>.324</b>	<b>269</b>	<b>268</b>	<b>1109</b>	<b>213</b>	<b>359</b>	<b>45</b>	<b>16</b>	<b>18</b>	<b>216</b>	<b>490</b>	<b>.442</b>	<b>92</b>	<b>15</b>	<b>118</b>	<b>15</b>	<b>.379</b>	<b>12</b>	<b>9</b>	<b>57</b>	<b>80</b>	<b>577</b>	<b>13</b>	<b>5</b>	<b>.992</b>

## Caleb Gilbert, RHP

Year	ERA	W	L	App	GS	CG	SHO	CBO	SV	IP	H	R	ER	BB	SO	2B	3B	HR	BF	B/Avg	WP	HBP	BK	SFA	SHA
2016	5.04	4	4	25	5	0	0	1	1	44.2	55	30	25	22	43	9	0	2	203	.313	6	0	0	2	3
2017	2.16	7	1	28	5	0	0	2	3	58.1	40	17	14	12	67	3	2	5	225	.190	5	1	1	0	1
2018	5.58	3	5	18	11	0	0	2	1	61.1	88	42	38	20	42	17	2	6	293	.338	10	8	2	2	3
<b>TOTAL</b>	<b>4.22</b>	<b>14</b>	<b>10</b>	<b>71</b>	<b>21</b>	<b>0</b>	<b>0</b>	<b>5</b>	<b>5</b>	<b>164.1</b>	<b>183</b>	<b>89</b>	<b>77</b>	<b>54</b>	<b>152</b>	<b>29</b>	<b>4</b>	<b>13</b>	<b>721</b>	<b>.283</b>	<b>21</b>	<b>9</b>	<b>3</b>	<b>4</b>	<b>7</b>

## Zack Hess, RHP

Year	ERA	W	L	App	GS	CG	SHO	CBO	SV	IP	H	R	ER	BB	SO	2B	3B	HR	BF	B/Avg	WP	HBP	BK	SFA	SHA
2017	3.12	7	1	30	6	0	0	2	4	60.2	39	23	21	30	83	6	1	6	255	.182	5	7	0	1	3
2018	5.05	7	6	17	16	0	0	0	0	92.2	83	53	52	49	107	20	1	12	411	.237	10	8	0	2	2
2019	4.71	4	5	19	10	0	0	1	2	70.2	80	39	37	35	82	19	0	15	332	.285	2	8	0	2	6
<b>TOTAL</b>	<b>4.42</b>	<b>18</b>	<b>12</b>	<b>66</b>	<b>32</b>	<b>0</b>	<b>0</b>	<b>3</b>	<b>6</b>	<b>224.0</b>	<b>202</b>	<b>115</b>	<b>110</b>	<b>114</b>	<b>272</b>	<b>45</b>	<b>2</b>	<b>33</b>	<b>998</b>	<b>.239</b>	<b>17</b>	<b>23</b>	<b>0</b>	<b>5</b>	<b>11</b>

## Brock Mathis, C

Year	ERA	W	L	App	GS	CG	SHO	CBO	SV	IP	H	R	ER	BB	SO	2B	3B	HR	BF	B/Avg	WP	HBP	BK	SFA	SHA
2019	.164	48	40	122	19	20	4	1	3	12	35	.287	19	4	39	1	.291	3	5	0	0	313	30	4	.988

## Clay Moffitt, RHP

Year	ERA	W	L	App	GS	CG	SHO	CBO	SV	IP	H	R	ER	BB	SO	2B	3B	HR	BF	B/Avg	WP	HBP	BK	SFA	SHA
2018	8.49	0	0	11	0	0	0	0	0	11.2	21	11	11	7	12	3	0	2	63	.389	5	1	1	1	0
2019	3.26	2	0	12	3	0	0	1	0	19.1	12	9	7	7	16	3	1	2	78	.174	1	1	0	1	0
<b>TOTAL</b>	<b>5.23</b>	<b>2</b>	<b>0</b>	<b>23</b>	<b>3</b>	<b>0</b>	<b>0</b>	<b>1</b>	<b>0</b>	<b>31.0</b>	<b>33</b>	<b>20</b>	<b>18</b>	<b>14</b>	<b>28</b>	<b>6</b>	<b>1</b>	<b>4</b>	<b>141</b>	<b>.268</b>	<b>6</b>	<b>2</b>	<b>1</b>	<b>2</b>	<b>0</b>

## Todd Peterson, RHP (Pitching)

Year	ERA	W	L	App	GS	CG	SHO	CBO	SV	IP	H	R	ER	BB	SO	2B	3B	HR	BF	B/Avg	WP	HBP	BK	SFA	SHA
2017	4.19	3	1	22	3	0	0	1	0	34.1	32	17	16	16	21	8	1	2	150	.248	4	1	1	0	3
2018	4.40	1	3	24	3	0	0	6	0	47.0	48	24	23	11	38	12	2	3	199	.262	2	3	0	0	2
2019	3.86	5	2	29	1	0	0	1	3	49.0	43	23	21	18	44	9	0	5	212	.231	1	4	0	2	2
<b>TOTAL</b>	<b>4.14</b>	<b>9</b>	<b>6</b>	<b>75</b>	<b>7</b>	<b>0</b>	<b>0</b>	<b>2</b>	<b>9</b>	<b>130.1</b>	<b>123</b>	<b>64</b>	<b>60</b>	<b>45</b>	<b>103</b>	<b>29</b>	<b>3</b>	<b>10</b>	<b>561</b>	<b>.247</b>	<b>7</b>	<b>8</b>	<b>1</b>	<b>2</b>	<b>7</b>

## Todd Peterson, RHP (Batting)

Year	Avg	GP	GS	AB	R	H	2B	3B	HR	RBI	TB	SLG%	BB	HBP	SO	GDP	OB%	SF	SH	SB	ATT	PO	A	E	FLD%
2017	.000	0	0	0	0	0	0	0	0	0	0	.000	0	0	0	0	.000	0	0	0	0	2	8	2	.833
2018	1.000	2	1	1	0	1	1	0	0	2	2	2.000	0	0	0	0	1.000	0	0	0	0	3	6	0	1.000
2019	.000	0	0	0	0	0	0	0	0	0	0	.000	0	0	0	0	.000	0	0	0	0	3	3	0	1.000
<b>TOTAL</b>	<b>1.000</b>	<b>2</b>	<b>1</b>	<b>1</b>	<b>0</b>	<b>1</b>	<b>1</b>	<b>0</b>	<b>0</b>	<b>2</b>	<b>2</b>	<b>2.000</b>	<b>0</b>	<b>0</b>	<b>0</b>	<b>0</b>	<b>1.000</b>	<b>0</b>	<b>0</b>	<b>0</b>	<b>0</b>	<b>8</b>	<b>17</b>	<b>2</b>	<b>.92</b>

## Chris Reid, INF

Year	Avg	GP	GS	AB	R	H	2B	3B	HR	RBI	TB	SLG%	BB	HBP	SO	GDP	OB%	SF	SH	SB	ATT	PO	A	E	FLD%
2016	.287	55	47	167	27	48	9	1	1	14	62	.371	32	5	21	5	.417	0	2	0	0	25	75	10	.909
2017	.208	25	3	24	4	5	0	0	0	3	5	.208	6	2	7	0	.394	1	0	0	0	2	2	2	.667
2018	.267	46	17	60	12	16	1	0	0	7	17	.283	19	0	15	2	.438	1	3	0	0	7	29	1	.973
2019	.255	57	47	165	31	42	11	0	1	33	56	.339	34	3	35	4	.382	5	5	1	1	87	67	6	.963
<b>TOTAL</b>	<b>.267</b>	<b>183</b>	<b>114</b>	<b>416</b>	<b>74</b>	<b>111</b>	<b>21</b>	<b>1</b>	<b>2</b>	<b>57</b>	<b>140</b>	<b>.337</b>	<b>91</b>	<b>10</b>	<b>78</b>	<b>11</b>	<b>.405</b>	<b>7</b>	<b>10</b>	<b>1</b>	<b>1</b>	<b>121</b>	<b>173</b>	<b>19</b>	<b>.939</b>

## Will Ripoll, RHP

Year	ERA	W	L	App	GS	CG	SHO	CBO	SV	IP	H	R	ER	BB	SO	2B	3B	HR	BF	B/Avg	WP	HBP	BK	SFA	SHA
2019	6.48	0	0	10	0	0	0	1	0	16.2	18	12	12	10	18	0	1	2	78	.273	5	1	0	1	0

## Josh Smith, INF

Year	Avg	GP	GS	AB	R	H	2B	3B	HR	RBI	TB	SLG%	BB	HBP	SO	GDP	OB%	SF	SH	SB	ATT	PO	A	E	FLD%
2017	.281	72	71	242	52	68	16	0	5	48	99	.409	39	17	33	3	.407	7	5	5	7	50	111	9	.947
2018	.250	6	6	16	3	4	0	0	2	5	10	.625	4	2	3	0	.435	1	0	0	0	5	10	1	.938
2019	.346	65	65	257	72	89	17	2	9	41	137	.533	28	13	44	4	.433	2	0	20	24	106	135	12	.953
<b>TOTAL</b>	<b>.313</b>	<b>143</b>	<b>142</b>	<b>515</b>	<b>127</b>	<b>161</b>	<b>17</b>	<b>2</b>	<b>16</b>	<b>94</b>	<b>246</b>	<b>.478</b>	<b>71</b>	<b>32</b>	<b>80</b>	<b>7</b>	<b>.420</b>	<b>10</b>	<b>5</b>	<b>25</b>	<b>31</b>	<b>161</b>	<b>256</b>	<b>22</b>	<b>.950</b>

## Riggs Threadgill, RHP

Year	ERA	W	L	App	GS	CG	SHO	CBO	SV	IP	H	R	ER	BB	SO	2B	3B	HR	BF	B/Avg	WP	HBP	BK	SFA	SHA
2019	7.24	0	0	11	0	0	0	0	0	13.2	17	14	11	10	12	6	0	2	72	.298	3	3	0	1	1

## Zach Watson, OF

Year	Avg	GP	GS	AB	R	H	2B	3B	HR	RBI	TB	SLG%	BB	HBP	SO	GDP	OB%	SF	SH	SB	ATT	PO	A	E	FLD%
2017	.317	64	57	221	42	70	9	3	9	37	112	.507	17	5	42	6	.376	2	1	12	17	165	2	1	.994
2018	.308	57	57	234	47	72	15	2	7	34	112	.479	16	6	45	7	.366	1	1	14	18	160	6	0	1.000
2019	.308	60	59	237	52	73	17	0	7	42	111	.468	22	6	47	3	.378	2	0	11	12	141	1	1	.993
TOTAL	.311	181	173	692	141	215	41	5	23	113	335	.484	55	17	134	16	.373	5	2	37	47	466	9	2	.996



Cole Henry

**Matthew Beck, RHP**

SEC Academic Honor Roll

**Cade Beloso, 1B/DH**

NCAA Regional All-Tournament Team  
SEC First-Year Academic Honor Roll

**Brandt Broussard, 2B**

LSU Graduate (Business Administration)  
SEC All-Tournament Team  
SEC Academic Honor Roll

**Giovanni DiGiacomo, OF**

SEC First-Year Academic Honor Roll

**Antoine Duplantis, OF**

LSU Graduate (Sport Administration)  
Second-Team All-SEC  
Second-Team ABCA All-South Region  
SEC Academic Honor Roll  
LSU Skip Bertman Award  
12th-Round Draft Choice (New York Mets)

**Saul Garza, C**

SEC All-Tournament Team  
NCAA Regional All-Tournament Team  
SEC First-Year Academic Honor Roll  
32nd-Round Draft Choice (Kansas City)

**Caleb Gilbert, RHP**

LSU Graduate (Civil Engineering)  
SEC Academic Honor Roll

**Rye Gunter, RHP**

SEC First-Year Academic Honor Roll



Saul Garza

**Cole Henry, RHP**

Freshman All-SEC  
Perfect Game Freshman All-American  
NCAA Regional All-Tournament Team  
SEC First-Year Academic Honor Roll  
SEC Co-Freshman of the Week (April 22)

**Jaden Hill, RHP**

SEC Freshman of the Week (February 18)

**Hal Hughes, INF**

SEC Academic Honor Roll

**Zack Hess, RHP**

LSU Wally Pontiff Jr. Scholar-Athlete Award  
SEC Academic Honor Roll  
7th-Round Draft Choice (Detroit)

**Landon Marceaux, RHP**

NCAA Regional All-Tournament Team  
SEC Co-Freshman of the Week (May 20)

**Brock Mathis, C**

SEC Community Service Team

**Easton McMurray, LHP**

SEC First-Year Academic Honor Roll

**Clay Moffitt, RHP**

LSU Graduate (Finance)

**Todd Peterson, RHP**

7th-Round Draft Choice (Washington)



Cade Beloso

**Chris Reid, INF**

LSU Graduate (Sport Administration)  
SEC Co-Player of the Week (April 1)

**Josh Smith, SS**

SEC All-Tournament Team  
NCAA Regional All-Tournament Team  
SEC Academic Honor Roll  
SEC Player of the Week (April 8)  
2nd-Round Draft Choice (New York Yankees)

**Zach Watson, OF**

ABCA Gold Glove Team  
SEC All-Defensive Team  
NCAA Regional All-Tournament Team  
3rd-Round Draft Choice (Baltimore)



## TEAM GAME HIGHS

## Batting

<b>At bats:</b>	<b>60</b>	<b>vs Mississippi State (May 22, 2019 at Hoover, Ala.)</b>
Runs scored:	17	(4 games )
Hits:	22	vs Ole Miss (May 05, 2019)
RBIs:	17	vs Southern (Feb 27, 2019)
Doubles:	9	vs Air Force (Feb 17, 2019)
Triples:	2	vs Florida (Apr 18, 2019)
Home runs:	5	vs Ole Miss (May 05, 2019)
Total bases:	40	vs Ole Miss (May 05, 2019)
Walks:	10	vs Bryant (Feb 23, 2019)
	10	vs Mississippi State (May 22, 2019 at Hoover, Ala.)
Strikeouts:	17	at Mississippi State (Mar 28, 2019)
Sac hits:	2	(4 games )
Sac flies:	3	vs Bryant (Feb 23, 2019)
	3	at Mississippi State (Mar 30, 2019)
	3	at Alabama (Apr 28, 2019)
Stolen bases:	5	vs ULM (Feb 15, 2019)
Hit by pitch:	5	vs South Alabama (Apr 03, 2019)
Caught stealing:	3	vs Mississippi State (May 22, 2019 at Hoover, Ala.)
Runners LOB:	17	vs Mississippi State (May 22, 2019 at Hoover, Ala.)
Hit into DP:	4	vs Southern Miss (Jun 01, 2019)

## Fielding

Putouts:	50	vs Mississippi State (May 22, 2019 at Hoover, Ala.)
Assists:	18	at Arkansas (May 11, 2019)
Errors:	5	vs Texas A&M (Apr 06, 2019)
Passed balls:	4	at Mississippi State (Mar 29, 2019)
DPs turned:	2	(8 games )

## Pitching

Innings pitched:	16.2	vs Mississippi State (May 22, 2019 at Hoover, Ala.)
	19	vs Ole Miss (May 05, 2019)
Earned runs:	16	vs Florida (Apr 18, 2019)
Walks allowed:	11	at Texas (Mar 02, 2019)
Strikeouts:	17	vs Holy Cross (Mar 06, 2019)
	17	vs Mississippi State (May 22, 2019 at Hoover, Ala.)
Hits allowed:	23	vs Ole Miss (May 05, 2019)
Doubles allowed:	7	vs Ole Miss (May 05, 2019)
Triples allowed:	2	vs Texas Southern (Mar 13, 2019)
Homers allowed:	5	at Arkansas (May 09, 2019)
Wild pitches:	4	at Missouri (Apr 12, 2019)
Hit batters:	4	vs Mississippi State (May 22, 2019 at Hoover, Ala.)

## INDIVIDUAL GAME HIGHS

## Batting

<b>At bats:</b>	<b>8</b>	<b>Josh Smith vs Miss. State (May 22, 2019)</b>
	8	Daniel Cabrera vs Miss. State (May 22, 2019)
<b>Runs scored:</b>	<b>4</b>	<b>Antoine Duplantis vs Bryant (Feb 23, 2019)</b>
	4	Zach Watson vs Kentucky (Mar 16, 2019)
	4	Josh Smith vs Florida (Apr 20, 2019)
<b>Hits:</b>	<b>5</b>	<b>Antoine Duplantis vs Ole Miss (May 05, 2019)</b>
<b>RBIs:</b>	<b>6</b>	<b>Antoine Duplantis vs ULM (Feb 15, 2019)</b>
	6	Antoine Duplantis vs Bryant (Feb 23, 2019)
<b>Doubles:</b>	<b>2</b>	<b>(7 games )</b>
<b>Triples:</b>	<b>1</b>	<b>(10 games )</b>
<b>Home runs:</b>	<b>2</b>	<b>(6 games )</b>
<b>Total bases:</b>	<b>9</b>	<b>(5 games )</b>
<b>Walks:</b>	<b>3</b>	<b>(5 games )</b>
<b>Strikeouts:</b>	<b>4</b>	<b>Brock Mathis at Missouri (Apr 12, 2019)</b>
<b>Sac hits:</b>	<b>1</b>	<b>(23 games )</b>
<b>Sac flies:</b>	<b>2</b>	<b>Saul Garza vs Bryant (Feb 23, 2019)</b>
<b>Stolen bases:</b>	<b>2</b>	<b>(4 games )</b>
<b>Hit by pitch:</b>	<b>2</b>	<b>Brock Mathis vs ULM (Feb 15, 2019)</b>
	2	Josh Smith vs California (Mar 09, 2019)
<b>Caught stealing:</b>	<b>2</b>	<b>Josh Smith vs South Alabama (Apr 03, 2019)</b>
<b>Runners LOB:</b>	<b>7</b>	<b>Drew Bianco vs Air Force (Feb 17, 2019)</b>

## Fielding

Putouts:	15	Saul Garza vs Florida State (Jun 09, 2019)
Assists:	8	Hal Hughes vs Texas Southern (Mar 13, 2019)
Errors:	2	Chris Reid vs Texas A&M (Apr 06, 2019)
	2	Hal Hughes vs South Carolina (May 21, 2019)
Passed balls:	4	Brock Mathis at Mississippi State (Mar 29, 2019)

## Pitching

Innings pitched:	8.0	Zack Hess at Georgia (Mar 22, 2019)
	8.0	Cole Henry vs Texas A&M (Apr 06, 2019)
Runs allowed:	8	Will Ripoll vs Vanderbilt (May 25, 2019)
Earned runs:	8	Will Ripoll vs Vanderbilt (May 25, 2019)
Walks allowed:	6	Zack Hess vs Kentucky (Mar 16, 2019)
Strikeouts:	12	Cole Henry vs Florida (Apr 19, 2019)
Hits allowed:	11	Zack Hess at Mississippi State (Mar 28, 2019)
Doubles allowed:	4	Cole Henry vs Kentucky (Mar 16, 2019)
Triples allowed:	1	(5 games )
Homers allowed:	3	Zack Hess at Mississippi State (Mar 28, 2019)
	3	Ma'Khail Hilliard at Arkansas (May 09, 2019)
Wild pitches:	4	Ma'Khail Hilliard at Missouri (Apr 12, 2019)
Hit batters:	3	Eric Walker vs Mississippi State (May 22, 2019)

## Inning-by-inning Summary

	1	2	3	4	5	6	7	8	9	EX	Total
<b>LSU</b>	<b>59</b>	<b>40</b>	<b>61</b>	<b>48</b>	<b>63</b>	<b>37</b>	<b>48</b>	<b>48</b>	<b>29</b>	<b>4</b>	<b>437</b>
<b>Opponents</b>	<b>31</b>	<b>51</b>	<b>43</b>	<b>38</b>	<b>30</b>	<b>34</b>	<b>42</b>	<b>37</b>	<b>24</b>	<b>8</b>	<b>338</b>

## Win-Loss Summary

Total	40-26	Scoring 6-9 runs	12-4	After 8 tied	3-2
Conference	17-13	Scoring 10+ runs	14-1	Hit 0 home runs	12-16
Non-Conf	23-13	Opponent 0-2 runs	15-2	Hit 1 home run	14-6
Home	30-10	Opponent 3-5 runs	20-6	Hit 2+ home runs	14-4
Away	7-13	Opponent 6-9 runs	4-11	Opponent 0 home runs	18-10
Neutral	3-3	Opponent 10+ runs	1-7	Opponent 1 home run	19-4
Day	13-13	Scored in 1st inning	20-5	Opponent 2+ HRs	3-12
Night	27-13	Scores first	26-9	Made 0 errors	23-7
vs Left	15-10	Opp. scores first	14-17	Made 1 error	10-13
vs Right	25-16	After 6 leading	28-4	Made 2+ errors	7-6
1-Run games	13-6	After 6 trailing	7-20	Opp. made 0 errors	8-13
2-Run games	5-6	After 6 tied	5-2	Opp. made 1 error	12-6
5+Run games	19-9	After 7 leading	28-3	Opp. made 2+ errors	20-7
Extra inns	3-4	After 7 trailing	4-20	Out-hit opponent	26-8
Shutouts	3-2	After 7 tied	6-2	Out-hit by opponent	8-16
Scoring 0-2 runs	4-10	After 8 leading	32-2	Hits are tied	6-2
Scoring 3-5 runs	10-11	After 8 trailing	3-21		

## Record when team scores:

<b>Runs</b>	<b>0</b>	<b>1</b>	<b>2</b>	<b>3</b>	<b>4</b>	<b>5</b>	<b>6</b>	<b>7</b>	<b>8</b>	<b>9</b>	<b>10+</b>
<b>W-L</b>	<b>0-2</b>	<b>1-6</b>	<b>3-2</b>	<b>1-0</b>	<b>3-7</b>	<b>6-4</b>	<b>3-2</b>	<b>3-1</b>	<b>3-0</b>	<b>3-1</b>	<b>14-1</b>

## Record when opponent scores:

<b>Runs</b>	<b>0</b>	<b>1</b>	<b>2</b>	<b>3</b>	<b>4</b>	<b>5</b>	<b>6</b>	<b>7</b>	<b>8</b>	<b>9</b>	<b>10+</b>
<b>W-L</b>	<b>3-0</b>	<b>5-0</b>	<b>7-2</b>	<b>7-1</b>	<b>7-1</b>	<b>6-4</b>	<b>2-6</b>	<b>1-2</b>	<b>1-2</b>	<b>0-1</b>	<b>1-7</b>

## Record when leading after:

<b>Inn.</b>	<b>1</b>	<b>2</b>	<b>3</b>	<b>4</b>	<b>5</b>	<b>6</b>	<b>7</b>	<b>8</b>
<b>W-L</b>	<b>16-4</b>	<b>20-5</b>	<b>25-3</b>	<b>30-4</b>	<b>29-6</b>	<b>28-4</b>	<b>28-3</b>	<b>32-2</b>

## Record when trailing after:

<b>Inn.</b>	<b>1</b>	<b>2</b>	<b>3</b>	<b>4</b>	<b>5</b>	<b>6</b>	<b>7</b>	<b>8</b>
<b>W-L</b>	<b>8-4</b>	<b>12-15</b>	<b>7-19</b>	<b>7-19</b>	<b>7-18</b>	<b>7-20</b>	<b>4-20</b>	<b>3-21</b>

## Record when tied after:

<b>Inn.</b>	<b>1</b>	<b>2</b>	<b>3</b>	<b>4</b>	<b>5</b>	<b>6</b>	<b>7</b>	<b>8</b>
<b>W-L</b>	<b>16-18</b>	<b>8-6</b>	<b>8-4</b>	<b>3-3</b>	<b>4-2</b>	<b>5-2</b>	<b>6-2</b>	<b>3-2</b>

## Longest winning streak

8

## Longest losing streak

5

<b>Home attendance</b>	<b>425377</b>	<b>(40 dates avg = 10634 )</b>
<b>Away attendance</b>	<b>184021</b>	<b>(26 dates avg = 7077 )</b>
<b>Total attendance</b>	<b>609398</b>	<b>(66 dates avg = 9233 )</b>

# 2019 Statistical Summary

## MULTIPLE HIT GAMES

	2	3	4	5+	Tot
4 Josh Smith	27	3	1	-	31
8 Antoine Duplantis	13	9	3	1	26
24 Cade Beloso	13	7	-	-	20
9 Zach Watson	13	2	3	-	18
2 Daniel Cabrera	14	3	-	-	17
13 Saul Garza	13	2	-	-	15
16 Brandt Broussard	8	3	-	-	11
17 Chris Reid	7	2	-	-	9
3 Hal Hughes	7	1	-	-	8
7 Giovanni DiGiacomo	8	-	-	-	8
6 Gavin Dugas	2	-	-	-	2
22 Brock Mathis	2	-	-	-	2
5 Drew Bianco	1	-	-	-	1
23 CJ Willis	1	-	-	-	1
TEAM	129	32	7	1	169

## MULTIPLE RBI GAMES

	2	3	4	5+	Tot
8 Antoine Duplantis	6	5	1	4	16
24 Cade Beloso	4	7	2	-	13
4 Josh Smith	9	3	-	-	12
2 Daniel Cabrera	5	3	2	1	11
9 Zach Watson	5	5	-	1	11
17 Chris Reid	6	2	-	-	8
13 Saul Garza	3	3	-	-	6
16 Brandt Broussard	2	1	1	-	4
5 Drew Bianco	2	1	-	-	3
7 Giovanni DiGiacomo	2	1	-	-	3
3 Hal Hughes	2	1	-	-	3
6 Gavin Dugas	1	-	-	-	1
22 Brock Mathis	1	-	-	-	1
23 CJ Willis	-	1	-	-	1
TEAM	48	33	6	6	93

## HITTING STREAKS

	Longest	Current
4 Josh Smith	13	4
7 Giovanni DiGiacomo	11	1
13 Saul Garza	11	1
9 Zach Watson	10	5
16 Brandt Broussard	10	10
8 Antoine Duplantis	9	3
17 Chris Reid	8	-
24 Cade Beloso	7	-
2 Daniel Cabrera	7	5
5 Drew Bianco	5	-
22 Brock Mathis	5	-
3 Hal Hughes	4	-
23 CJ Willis	4	-
6 Gavin Dugas	3	-
45 Braden Doughty	1	-

## REACHED BASE STREAKS

	Longest	Current
4 Josh Smith	24	14
2 Daniel Cabrera	19	19
17 Chris Reid	14	-
8 Antoine Duplantis	14	7
9 Zach Watson	14	14
24 Cade Beloso	13	5
7 Giovanni DiGiacomo	12	1
13 Saul Garza	11	1
16 Brandt Broussard	10	10
22 Brock Mathis	8	3
3 Hal Hughes	7	3
5 Drew Bianco	6	1
23 CJ Willis	5	-
6 Gavin Dugas	3	-
35 Clay Moffitt	1	1
45 Braden Doughty	1	-

## STARTING LINEUP BY POSITION

(Team W-L record when starter)

### PITCHER

10 Eric Walker	15	(8-7)
11 Landon Marceaux	14	(9-5)
18 Cole Henry	11	(7-4)
38 Zack Hess	10	(7-3)
52 Ma'Khail Hilliard	6	(3-3)
28 Devin Fontenot	3	(1-2)
35 Clay Moffitt	3	(3-0)
44 Jaden Hill	2	(2-0)
43 Todd Peterson	1	(0-1)
29 Chase Costello		

### CATCHER

22 Brock Mathis	40	(25-15)
13 Saul Garza	26	(15-11)

### FIRST BASE

24 Cade Beloso	44	(23-21)
17 Chris Reid	10	(8-2)
5 Drew Bianco	6	(4-2)
23 CJ Willis	5	(4-1)
6 Gavin Dugas	1	(1-0)

### SECOND BASE

16 Brandt Broussard	42	(26-16)
3 Hal Hughes	16	(10-6)
6 Gavin Dugas	7	(3-4)
5 Drew Bianco	1	(1-0)

### THIRD BASE

17 Chris Reid	37	(19-18)
3 Hal Hughes	25	(18-7)
5 Drew Bianco	4	(3-1)

### SHORTSTOP

4 Josh Smith	65	(39-26)
3 Hal Hughes	1	(1-0)

### LEFT FIELD

2 Daniel Cabrera	58	(35-23)
7 Giovanni DiGiacomo	8	(5-3)

### CENTER FIELD

9 Zach Watson	58	(36-22)
7 Giovanni DiGiacomo	6	(4-2)
8 Antoine Duplantis	2	(0-2)

### RIGHT FIELD

8 Antoine Duplantis	64	(40-24)
7 Giovanni DiGiacomo	2	(0-2)

### DESIGNATED HITTER

7 Giovanni DiGiacomo	17	(9-8)
13 Saul Garza	16	(10-6)
24 Cade Beloso	14	(11-3)
23 CJ Willis	6	(4-2)
5 Drew Bianco	5	(3-2)
16 Brandt Broussard	4	(2-2)
6 Gavin Dugas	2	(1-1)
9 Zach Watson	1	(0-1)
2 Daniel Cabrera	1	(0-1)

## STARTING LINEUP BY LINEUP SPOT

(Team W-L record when starter)

### LEADOFF

4 Josh Smith	52	(31-21)
8 Antoine Duplantis	7	(5-2)
9 Zach Watson	5	(3-2)
5 Drew Bianco	1	(1-0)
17 Chris Reid	1	(0-1)

### 2ND SPOT

9 Zach Watson	33	(16-17)
16 Brandt Broussard	12	(11-1)
8 Antoine Duplantis	10	(6-4)
7 Giovanni DiGiacomo	6	(2-4)
4 Josh Smith	5	(5-0)

### 3RD SPOT

8 Antoine Duplantis	49	(29-20)
9 Zach Watson	6	(6-0)
24 Cade Beloso	6	(4-2)
6 Gavin Dugas	2	(0-2)
2 Daniel Cabrera	1	(1-0)
4 Josh Smith	1	(0-1)
17 Chris Reid	1	(0-1)

### CLEANUP

2 Daniel Cabrera	36	(23-13)
17 Chris Reid	19	(11-8)
4 Josh Smith	6	(3-3)
24 Cade Beloso	4	(2-2)
5 Drew Bianco	1	(1-0)

### 5TH SPOT

2 Daniel Cabrera	16	(8-8)
24 Cade Beloso	15	(8-7)
9 Zach Watson	10	(8-2)
17 Chris Reid	6	(5-1)
13 Saul Garza	5	(4-1)
16 Brandt Broussard	4	(1-3)
6 Gavin Dugas	4	(2-2)
23 CJ Willis	4	(4-0)
7 Giovanni DiGiacomo	1	(0-1)
4 Josh Smith	1	(0-1)

### 6TH SPOT

24 Cade Beloso	16	(8-8)
17 Chris Reid	13	(8-5)
7 Giovanni DiGiacomo	9	(5-4)
13 Saul Garza	6	(5-1)
23 CJ Willis	5	(3-2)
5 Drew Bianco	4	(2-2)
9 Zach Watson	4	(2-2)
6 Gavin Dugas	3	(3-0)
3 Hal Hughes	2	(2-0)
16 Brandt Broussard	2	(2-0)
22 Brock Mathis	1	(0-1)
2 Daniel Cabrera	1	(0-1)

### 7TH SPOT

24 Cade Beloso	16	(12-4)
13 Saul Garza	14	(7-7)
7 Giovanni DiGiacomo	9	(7-2)
3 Hal Hughes	8	(4-4)
2 Daniel Cabrera	5	(3-2)
16 Brandt Broussard	4	(0-4)
5 Drew Bianco	4	(3-1)
17 Chris Reid	2	(1-1)
9 Zach Watson	1	(1-0)
22 Brock Mathis	1	(1-0)
23 CJ Willis	1	(1-0)
6 Gavin Dugas	1	(0-1)

### 8TH SPOT

22 Brock Mathis	22	(17-5)
3 Hal Hughes	11	(7-4)
13 Saul Garza	8	(4-4)
7 Giovanni DiGiacomo	8	(4-4)
16 Brandt Broussard	6	(4-2)
17 Chris Reid	5	(2-3)
5 Drew Bianco	4	(2-2)
24 Cade Beloso	1	(0-1)
23 CJ Willis	1	(0-1)

### 9TH SPOT

3 Hal Hughes	21	(16-5)
16 Brandt Broussard	18	(10-8)
22 Brock Mathis	16	(7-9)
13 Saul Garza	9	(5-4)
5 Drew Bianco	2	(2-0)



## Eastern Division

	SEC W-L	OVERALL W-L
#Vanderbilt	23-7	59-12
Georgia	21-9	46-17
Tennessee	14-16	40-21
Missouri	13-16-1	34-22-1
Florida	13-17	34-26
South Carolina	8-22	28-28
Kentucky	7-23	26-29

## Western Division

	SEC W-L	OVERALL W-L
Mississippi State	20-10	52-15
Arkansas	20-10	46-20
<b>LSU</b>	<b>17-13</b>	<b>40-26</b>
Texas A&M	16-13-1	39-23-1
Ole Miss	16-13	41-27
Auburn	14-16	38-28
Alabama	7-23	30-26

# - SEC Champion and SEC Tournament Champion



Landon Marceaux

## Batting

Team	AVG	G	AB	R	H	2B	3B	HR	RBI	TB	SLG%	BB	HBP	SO	GDP	OB%	SF	SH	SB	ATT	PO	A	E	FLD%
Mississippi State	.315	67	2400	530	755	166	10	64	481	1133	.472	284	61	432	36	.397	29	19	61	80	1800	640	70	.972
Vanderbilt	.311	71	2477	578	770	164	19	100	541	1272	.514	389	63	603	39	.412	38	19	80	100	1901	598	50	.980
Arkansas	.298	66	2279	491	679	142	15	88	458	1115	.489	321	56	581	34	.393	30	27	81	97	1745	598	67	.972
Florida	.284	60	2031	409	577	108	10	77	364	936	.461	241	51	476	24	.370	25	15	48	72	1568	552	58	.973
Ole Miss	.282	68	2293	475	647	110	9	74	419	997	.435	351	78	502	44	.392	26	24	93	117	1786	581	53	.978
LSU	.273	66	2279	437	622	101	10	64	398	935	.410	257	65	485	36	.358	38	23	61	82	1781	575	56	.977
Georgia	.272	63	2124	401	578	103	9	75	374	924	.435	303	59	499	33	.374	27	30	55	67	1692	593	46	.980
Missouri	.266	57	1925	364	512	92	9	50	323	772	.401	285	57	473	31	.373	21	21	101	130	1525	550	53	.975
Auburn	.266	66	2281	387	606	111	9	50	351	885	.388	280	59	553	47	.357	27	23	63	76	1795	626	67	.973
Alabama	.263	56	1888	300	496	87	9	47	270	742	.393	285	60	448	33	.372	27	15	60	81	1497	485	44	.978
Tennessee	.263	61	2010	378	528	109	11	53	327	818	.407	302	49	428	24	.368	27	33	108	121	1625	622	48	.979
Kentucky	.252	55	1792	307	452	98	5	58	263	734	.410	218	83	527	23	.357	17	36	85	116	1434	427	71	.963
Texas A&M	.251	63	2073	346	520	80	12	42	311	750	.362	224	44	408	29	.333	28	35	46	63	1666	538	65	.971
South Carolina	.236	56	1826	308	431	95	14	75	284	779	.427	224	53	511	18	.333	20	23	52	72	1466	504	56	.972

## Pitching

Team	ERA	W	L	G	CG	SHO	CS	SV	IP	H	R	ER	BB	SO	2B	3B	HR	AB	B/Avg	WP	HBP	BK	SFA	SHA
Texas A&M	3.21	39	23	63	2	6	5	16	555.1	468	234	198	202	673	92	5	45	2066	.227	48	52	6	13	22
Georgia	3.24	46	17	63	3	6	5	19	564.0	401	235	203	242	601	69	3	46	2001	.200	75	51	3	23	17
Missouri	3.24	34	22	57	2	3	3	14	508.1	415	233	183	234	559	78	8	23	1868	.222	56	54	10	12	21
Mississippi State	3.51	52	15	67	1	5	5	16	600.0	505	269	234	232	718	91	7	38	2238	.226	58	57	4	16	23
Tennessee	3.59	40	21	61	2	10	8	17	541.2	483	243	216	186	551	74	7	55	2018	.239	38	56	2	12	18
Vanderbilt	3.72	59	12	71	3	6	4	32	633.2	537	291	262	268	765	111	9	33	2368	.227	63	68	8	20	22
Arkansas	3.90	46	20	66	0	5	5	15	581.2	485	288	252	238	615	78	6	55	2157	.225	46	57	3	22	25
Alabama	4.27	30	26	56	1	6	5	12	499.0	491	264	237	183	469	85	7	46	1922	.255	36	37	3	19	16
Auburn	4.45	38	28	66	2	7	5	16	598.1	601	343	296	267	568	111	6	53	2308	.260	64	43	3	19	28
Ole Miss	4.46	41	27	68	0	4	4	18	595.1	586	338	295	216	571	129	6	59	2270	.258	42	56	3	26	31
LSU	4.64	40	26	66	0	3	3	13	593.2	567	338	306	268	585	108	5	63	2273	.249	48	60	3	19	32
Kentucky	5.10	26	29	55	2	4	3	8	478.0	477	344	271	241	526	102	13	51	1858	.257	50	48	5	16	25
Florida	5.37	34	26	60	2	2	1	14	522.2	557	359	312	210	437	100	6	65	2063	.270	41	66	8	23	33
South Carolina	5.51	28	28	56	0	3	3	13	488.2	511	342	299	205	488	85	11	46	1921	.266	70	48	7	15	25

## Fielding

Team	C	PO	A	E	FLD%	DPs	SBA	CSB	SBA%	PB	CI
Vanderbilt	2549	1901	598	50	.980	36	44	18	.710	13	0
Georgia	2331	1692	593	46	.980	49	36	22	.621	12	0
Tennessee	2295	1625	622	48	.979	47	69	22	.758	11	0
Alabama	2026	1497	485	44	.978	34	41	13	.759	5	1
Ole Miss	2420	1786	581	53	.978	46	33	21	.611	13	0
LSU	2412	1781	575	56	.977	42	92	14	.868	16	3
Missouri	2128	1525	550	53	.975	42	37	18	.673	19	2
Florida	2178	1568	552	58	.973	26	50	11	.820	19	1
Auburn	2488	1795	626	67	.973	42	67	17	.798	13	0
South Carolina	2026	1466	504	56	.972	35	58	19	.753	15	0
Arkansas	2410	1745	598	67	.972	34	31	27	.534	3	0
Mississippi State	2510	1800	640	70	.972	38	55	29	.655	6	1
Texas A&M	2269	1666	538	65	.971	37	37	22	.627	4	1
Kentucky	1932	1434	427	71	.963	25	30	14	.682	11	0

# THE EARLY YEARS



LSU's 1900 Baseball Team

Louisiana State University has a colorful 127-year (124 seasons) baseball history which began with the first team in 1893 and has continued uninterrupted since 1905.

Although baseball was played at LSU prior to 1893, no contests had been scheduled with any clubs outside of Baton Rouge. The team of 1892 won all of its games against local competition.

On May 13, 1893, in connection with a military field day, LSU was engaged in its first intercollegiate athletic contest and defeated the nine from Tulane University.

That was the only game of 1893 and captain E.B. Young, in selecting materials for uniforms to be used for the May 13 contest, chose the colors of Old Gold and Purple. The baseball squad of 1893 had the honor of first wearing the colors that later were adopted as the official University colors.

In 1904, a game was scheduled to start the year against a local professional club. That game, however, was cancelled when the Tiger captain and manager resigned upon the refusal of the university president to grant permission for the cadets to attend the contest. The team disbanded and no further contests were played that year.

In 1915 C.C. "Doc" Stroud took over as Tiger coach and eventually became the first man to lead LSU for more than two seasons. In 1919 Stroud led LSU to a 12-4 campaign, a mark that had been bettered only one time before and would not be surpassed again until 1936. In that 1919 season, the Tigers had a fine young pitcher named Tom Staples who threw a perfect game in a 9-0 win over Louisiana College. He also pitched and won both games of a doubleheader that same year.

In 1927 Harry Rabenhorst was named head coach and served in that capacity until 1956, with the exception of a three-year period from 1943-45. During that three-year span, A.L. Swanson was the Tigers' field manager. In Swanson's first year, the Tigers lost their first three games of the season, but bounced back to win 12 of the next 16 and LSU's second SEC championship.

The first SEC title came back to LSU in 1939 under Rabenhorst. The '39 team was one of LSU's best as it posted a 22-5 record for an .815 winning percentage. The team was led by first baseman Paul

Brotherton, outfielder Ken Kavanaugh, Sr. and pitcher Jesse Danna, and had a winning streak of 13 games before losing to Minnesota in a swing through the Western (Big 10) Conference.

Besides the 1939 and 1943 championships, LSU also won conference titles in 1946 - under Rabenhorst - and in 1961 under Ray Didier, but not again until 1975 under Jim Smith. During Smith's tenure, however, the Tigers won or tied for the SEC Western Division title on three occasions.

The 1975 team became the first LSU squad to participate in the NCAA Tournament, as the Tigers played in the South Regional at Starkville, Miss. LSU won its first regional game over Murray State, but was eliminated from the tournament after consecutive losses to Florida State and Miami (Fla.).

LSU coaches in the early years supplemented their collegiate schedules with competition against professional opponents. This gave the Tigers excellent chances to gain experience, but rare chances for victory. Among the Tigers' most noteworthy losses was a 17-7 defeat at the hands of the Chicago White Sox in 1925. Other pro opponents included the Detroit, Cleveland, New York and St. Louis major league teams, Indianapolis of the American Association, Nashville and New Orleans



Former LSU infielder Alvin Dark managed five Major League teams.





**1939 SEC Champions**



Joe Bill Adcock enjoyed a 17-year big league career.

of the Southern Association, plus several teams from Louisiana's celebrated Class "C" Evangeline League.

Through the early years, numerous Tigers made it into the professional ranks. Roland Howell in 1912 was the first Tiger known to have signed a pro contract. Many players from LSU subsequently made their marks in the Major Leagues, including Walker Cress, Cincinnati Reds; Dave Madison, Detroit Tigers; Buddy Blair, Philadelphia Athletics; Mark Freeman, New York Yankees; Connie Ryan, Boston Braves; Alvin Dark, New York Giants; Joe Bill Adcock, Milwaukee Braves; Art Swanson, Pittsburgh Pirates; Mike Miley, California Angels; and Randy Wiles, Chicago White Sox.

Those and other outstanding players performed on a number of diamonds on the LSU campus. In 1929, the Tigers' home games were played on a field located on the Campanile Parade Grounds. In 1936, the playing field was located north of the football stadium and was equipped with wooden bleachers. In 1938, LSU baseball moved into what was later named Alex Box Stadium, the home of the Fighting Tigers for 70 years (1938-2008).



**1961 SEC Champions**



Tom Staples (middle) fired a perfect game in 1919 against Louisiana College.

# THE SKIP BERTMAN YEARS

1984-2001



To Skip Bertman, striving for excellence isn't just a catchy motto or slogan; it's how he has approached every task he has undertaken in his life -- from his playing days at the University of Miami, to his highly successful 11-year stint as head baseball coach at Miami Beach High School, to his eight years as associate head coach at UM, to his remarkable 18-year tenure (1984-2001) as LSU's baseball coach.

Bertman, who also served a seven-year term (2001-08) as LSU's athletics director, led the Tigers to five College World Series titles and a sterling 870-330-3 mark (.724) in 18 seasons, giving him the highest all-time winning percentage among SEC coaches. Bertman also had the fourth-highest winning percentage among active NCAA coaches at the time of his retirement. Bertman, Southern California legend Rod Dedeaux and Augie Garrido of Cal State Fullerton and Texas are the only coaches in NCAA history to win five national championships.

In addition to the five national championships (1991, 1993, 1996, 1997, 2000) Bertman's LSU teams claimed seven SEC championships, nine 50-win seasons, 11 CWS berths and six SEC Tournament championships.

Bertman's jersey #15 has been retired by LSU -- the first baseball number to receive that designation from the university -- and the street in front of the original Alex Box Stadium was re-named Skip Bertman Drive. Bertman was inducted into the American Baseball Coaches Association Hall of Fame in January 2003, the College Baseball Hall of Fame in July 2006 and the LSU Athletic Hall of Fame in September 2011.

As much as LSU's dominance can be attributed to Bertman, the players have also had a huge

part in that success. During Bertman's tenure at LSU, more than 100 players were drafted into professional baseball, with 41 Tigers reaching the major leagues. Bertman produced 11 first-team All-America performers, and more importantly, nearly 100 percent of those who played for at least four years in the Tiger program earned their LSU degrees.

Bertman came to LSU after a highly successful eight-year stint at Miami, where he was associate head coach and pitching coach under Hall of Fame coach Ron Fraser. The Bertman-Fraser partnership produced 427 wins and five berths in the CWS, including the Hurricanes' first national championship in 1982. Bertman's recruiting also laid much of the groundwork for Miami's second national championship in 1985, which was Bertman's second year at LSU.

Bertman was also an accomplished international coach, serving as pitching coach on the 1988 United States gold-medal squad, then leading the USA as head coach to the bronze medal at the 1996 Olympic Games in Atlanta.

Bertman has authored two books (Coaching Youth League Baseball and Skip: The Man and the System), produced a motivational video (Motivation and Teamwork: Winning the Big One), and has been a featured speaker and clinician at banquets, civic organizations and youth groups around the country.

Bertman's Era of Excellence as LSU's baseball coach ended in June 2001, but his service to the university continued on a more comprehensive level. On January 19, 2001, the LSU Board of Supervisors paved the way for



Skip Bertman guided the U.S. to the bronze medal at the 1996 Olympics in Atlanta.



## The Skip Bertman Years

another Bertman era, as the panel unanimously approved LSU Chancellor Mark Emmert's selection of Bertman to be the school's seventh permanent athletics director since LSU became a charter member of the Southeastern Conference in 1933. Bertman assumed his duties as athletics director on August 6, 2001.

As athletics director from 2001-08, Bertman supervised a highly successful 20-sport program. With a diverse and talented coaching staff as well as some of the best facilities in the nation, Bertman enhanced LSU's status as one of the elite athletics programs in the country.

### In the Hall

Skip Bertman was inducted July 4, 2006 into the College Baseball Hall of Fame in Lubbock, Texas. Bertman was one of 10 members of the Hall's first class.



Skip Bertman served as LSU's director of athletics from 2001-08.



Skip Bertman and his wife, Sandy, acknowledge the Alex Box Stadium crowd after Bertman's final regular-season home game in May 2001.



Skip Bertman was inducted on July 4, 2006 into the College Baseball Hall of Fame in Lubbock, Texas.



Two of the three coaches to win five College World Series titles exchanged greetings during the 1998 CWS: LSU's Skip Bertman and Southern California's Rod Dedeaux.

### LSU Superlatives Under Skip Bertman

**Five NCAA College World Series Championships**  
1991, 1993, 1996, 1997, 2000

**11 CWS Appearances**  
1986, 1987, 1989, 1990, 1991, 1993, 1994, 1996, 1997, 1998, 2000

**16 NCAA Tournament Berths**  
1985, 1986, 1987, 1989, 1990, 1991, 1992, 1993, 1994, 1995, 1996, 1997, 1998, 1999, 2000, 2001

**Seven Southeastern Conference Championships**  
1986, 1990, 1991, 1992, 1993, 1996, 1997

**Six SEC Tournament Titles**  
1986, 1990, 1992, 1993, 1994, 2000

**Nine SEC Western Division Championships**  
1985, 1992, 1993, 1994, 1996, 1997, 1998, 2000, 2001

**Nine 50-Win Seasons**  
1986, 1989, 1990, 1991, 1992, 1993, 1996, 1997, 2000



Skip Bertman throws out the ceremonial first pitch at the first game in the New Alex Box Stadium on February 20, 2009.



Coach Bertman with actor Kevin Costner at the 2000 CWS.



Skip Bertman celebrates his first national title in 1991 (above) and his fifth national title in 2000 (below).

## Bertman's Big Leaguers

Skip Bertman coached 41 future Major Leaguers during his LSU tenure, including five MLB All-Stars -- outfielder Albert Belle (Indians, White Sox), pitcher Paul Byrd (Phillies), pitcher Brian Wilson (Giants), outfielder Brad Hawpe (Rockies) and infielder Aaron Hill (Blue Jays). Bertman also coached the No. 1 pick in the 1989 MLB Draft, pitcher Ben McDonald, who was selected by the Orioles.

Nine Bertman-coached LSU players have competed on MLB World Series championship teams -- pitcher Mark Guthrie (Twins), pitcher Eddie Yarnall (Yankees), pitcher Randy Keisler (Yankees), pitcher Russ Springer (Diamondbacks), pitcher Curtis Leskanic (Red Sox), pitcher Brian Wilson (Giants), infielder Mike Fontenot (Giants), pitcher Brian Tallet (Cardinals) and infielder Ryan Theriot (Cardinals, Giants).

## Bertman Year-by-Year

SEASON	OVERALL RECORD	SEC RECORD	NATIONAL FINISH
1984	32-23	12-12 (3rd, West)	NR
1985	41-18	17-7 (1st, West)	20th
1986	55-14	22-5 (1st)	5th
1987	49-19	12-10 (5th)	4th
1988	39-21	16-11 (5th)	NR
1990	54-19	20-7 (1st)	3rd
1991	55-18	19-7 (1st)	1st
1992	50-16	18-6 (1st)	6th
1993	53-17-1	18-8-1 (1st)	1st
1994	46-20	21-6 (2nd)	7th
1995	47-18	17-12 (5th)	14th
1996	52-15	20-10 (1st)	1st
1997	57-13	22-7 (1st)	1st
1998	48-19	21-9 (2nd)	3rd
1999	41-24-1	18-11-1 (3rd)	14th
2000	52-17	19-10 (2nd)	1st
2001	44-22-1	18-12 (2nd)	9th
<b>TOTALS</b>	<b>870-330-3 (.724)</b>	<b>328-159-2 (.673)</b>	



The Skip Bertman Statue was unveiled in September 2019.



# 1991

**FINAL RECORD: 55-18**

## PLAYERS

Dale Adams, C  
 Adrian Antonini, C  
 Tim Bauer, C  
 Harry Berrios, OF  
 Tiger Blackwell, OF  
 Paul Byrd, RHP  
 Matt Chamberlain, RHP  
 Keyaan Cook, INF  
 Rich Cordani, OF  
 Luis Garcia, INF  
 Pat Garrity, DH  
 Mike Graham, OF  
 Rick Greene, RHP  
 David Herry, RHP  
 Gary Hymel, C  
 Tookie Johnson, 2B  
 Mark LaRosa, LHP  
 Bhrett McCabe, RHP  
 Chris Moock, 3B  
 Gregg Moock, RHP  
 Lyle Mouton, RF  
 Jared Mula, OF  
 Jeff Naquin, RHP  
 Mike Neal, INF  
 Chad Ogea, RHP  
 Ronnie Rantz, LHP  
 Armando Rios, CF  
 Henri Saunders, RHP  
 Andy Sheets, SS  
 Mike Sirotko, LHP  
 Johnny Tellechea, 1B

## COACHES

Skip Bertman - Head Coach  
 Smoke Laval - Asst. Coach  
 Beetle Bailey - Asst. Coach  
 Dan Canevari - Asst. Coach  
 Gregg Patterson - Student Asst. Coach

## MANAGERS

Russ Rome  
 Mike Biandolillo

## TRAINERS

Andy Sonnier  
 Scott Newman



LSU completed a magnificent 1991 season with a 55-18 record as the Tigers captured their first baseball national title and the 19th overall national championship for the school.

Head coach Skip Bertman directed the Tigers to the 1991 NCAA title after having led his team to the College World Series in five of the past six seasons. Bertman was recognized as the National Coach of the Year by Collegiate Baseball magazine shortly after LSU's World Series victory.

The Tigers became the first team since Miami (Fla.) in 1982 to win the national title without a loss in the NCAA Tournament; LSU won eight consecutive games in the tournament, including four in the South Regional and four in the College World Series.

As a team, the Tigers set a College World Series record by averaging 12 runs per game,

breaking the previous mark of 11 per contest established by Notre Dame in 1957.

LSU also set a new Series mark with a team fielding percentage of .993. The Tigers committed only one error in 148 chances.


LSU equaled the College World Series mark for most home runs with nine, tying the record set by Arizona State in 1981. Catcher Gary Hymel blasted four homers, rightfielder Lyle Mouton belted three, designated hitter Pat Garrity contributed one and centerfielder Armando Rios launched a two-run shot in the championship game win over Wichita State.

The Tigers outscored their four Series opponents, 48-15, while recording a team batting average of .329, including five doubles, four triples and nine home runs.

Hymel was named the Most Outstanding Player of the Series, as he batted .500 with



The June 9, 1991, headline of the Baton Rouge Sunday Advocate heralds LSU's CWS title.



All-American Chad Ogea pitched the Tigers to victory in the CWS final against Wichita State.

four homers and 10 RBI. Hymel finished the season with a .310 batting average and a school-record 25 home runs to go along with 79 RBI. Hymel, Mouton, pitcher Chad Ogea and first baseman Johnny Tellechea were named to the College World Series All-Tournament team.

Mouton batted .429 in the Series with three homers and 10 RBI; Ogea earned wins over Florida and Wichita State, compiling a 1.74 ERA in 10 1/3 innings; Tellechea hit .438 with two doubles, one RBI and five runs.

LSU culminated its championship year on July 9, 1991, with a trip to the White House. President George Bush recognized the Tigers in a special Rose Garden ceremony which also honored major league legends Joe DiMaggio and Ted Williams. LSU became only the third collegiate baseball team to receive an invitation to the White House.

(Right) Pitcher Paul Byrd holds the championship trophy during the celebration at Alex Box Stadium.

(Below) President George Bush saluted the Tigers in a Rose Garden ceremony which also honored baseball legends Joe DiMaggio and Ted Williams. The Tigers gave the President an LSU jersey embroidered with the No. 2, Bush's jersey number as a college baseball player at Yale.



## 1991 COLLEGE WORLD SERIES FACTS

### CWS RECORDS SET BY LSU

#### Team Series

Most Runs Per Game - 12 (48 runs in four games)  
Highest Slugging Percentage - .603 (88 total bases/146 at-bats)  
Highest Fielding Percentage - .993 (one error in 148 chances)

#### Team Single Game

Most Players Used (Both Teams) - 38, LSU vs. Florida (June 5)

#### Team Championship Game

Most Hit Batsmen - 3, LSU vs. Wichita State (June 8)

#### Championship Game Attendance

16,612 - LSU vs. Wichita State (June 8)

#### Individual Series

Highest Slugging Percentage - 1.357 (19 total bases/14 at-bats), Gary Hymel

### CWS RECORDS TIED BY LSU

#### Team Series

Most Home Runs - 9 (four games)

#### Team Championship Game

Most Sacrifice Flies - 1, LSU vs. Wichita State (June 8)  
Most Sacrifice Flies (Both Teams) - 2, LSU (1) vs. Wichita St. (1)  
Most Hit Batters (Both Teams) - 3, LSU (0) vs. Wichita State (3)

#### Individual Series

Most Home Runs - 4, Gary Hymel (four games)  
Most Hit by Pitch - 3, Gary Hymel (four games)

#### Individual Championship Game

Most Sacrifice Flies - 1, Rich Cordani, LSU vs. Wichita State

#### Individual Career

Most Home Runs - 4, Gary Hymel (1990-91)  
4, Lyle Mouton (1990-91)

### 1991 COLLEGE WORLD SERIES ALL-TOURNAMENT TEAM

Catcher .....Gary Hymel, LSU  
First Base .....Johnny Tellechea, LSU  
Second Base .....Mike McCafferty, Creighton  
Third Base .....Jason Giambi, Long Beach State  
Shortstop .....Kevin Polcovich, Florida  
Outfield .....Lyle Mouton, LSU  
Outfield .....Jim Audley, Wichita State  
Outfield .....Steve Hinton, Creighton  
Designated Hitter .....Mario Linares, Florida  
Pitcher .....Kennie Steenstra, Wichita State  
Pitcher .....Chad Ogea, LSU

### MOST OUTSTANDING PLAYER

Gary Hymel, LSU



Assistant Coach Smoke Laval meets with President Bush.



LSU outscored its four CWS opponents, 48-15.



LSU 8, Florida 1 - May 31, 1991

ROSENBLATT STADIUM - OMAHA, NEB.

FLORIDA	AB	R	H	RBI	LSU	AB	R	H	RBI			
Majeski, lf	5	0	2	0	Johnson, 2b	3	2	1	0			
Polcovich, ss	2	0	1	0	Rios, cf	5	1	1	0			
Killen, 1b	4	0	0	0	Mouton, rf	4	3	3	5			
Perry, 3b	4	1	0	0	Cordani, lf	4	0	1	1			
Purvis, rf	4	0	1	0	Hymel, c	2	0	1	1			
Linares, c	3	0	0	0	Garrity, dh	3	1	1	1			
Duva, cf	3	0	0	0	Tellechea, 1b	3	0	2	0			
Bell, ph	1	0	1	0	C. Moock, 3b	4	0	1	0			
Camposano, dh	4	0	0	0	Sheets, ss	3	1	0	0			
Rich, 2b	4	0	1	0	Johnson, 2b	2	0	1	0			
TOTALS	34	1	8	0	TOTALS	31	8	11	8			
Florida	0	0	0	1	0	0	0	1	8	1		
LSU	1	0	0	2	1	0	4	0	x	- 8	11	0

E-Rich. DP-Florida 4, LSU 1. LOB-Florida 9, LSU 6. 2B-Perry (2) 17. 3B-Majeski (3). HR-Mouton 2 (12), Garrity (2). SB-Majeski (24). SF-Hymel.

FLORIDA	IP	H	R	ER	BB	SO
Burke (L, 8-5)	4.0	6	3	3	1	3
Scott	2.0*	3	4	4	2	1
Pricher	1.0	2	1	1	1	0
Bonnano	1.0	0	0	0	0	0
LSU	IP	H	R	ER	BB	SO
Byrd	4.2	4	1	1	3	2
Ogea (W, 13-5)	2.1	1	0	0	0	4
LaRosa	1.0	2	0	0	0	2
Greene	1.0	1	0	0	0	1

\* Scott faced three batters in seventh.  
HBP-Johnson by Scott, Hymel by Pricher. WP-Burke. PB-Linares. U-Yeast, Patch, Lopina, Hagler. T-2:59. A-12,403.

LSU 15, Fresno State 3 - June 2, 1991

ROSENBLATT STADIUM - OMAHA, NEB.

LSU	AB	R	H	RBI	FRESNO STATE	AB	R	H	RBI					
Johnson, 2b	3	0	0	1	Noel, cf	5	0	1	0					
Neal, 2b	1	0	0	1	Romero, 2b	4	0	0	0					
Rios, cf	5	0	0	0	Wood, ss	4	0	3	0					
Mula, ph-cf	0	0	0	0	Td Johnson, c	4	0	1	0					
Mouton, rf	3	1	1	1	Togher, 1b	4	0	0	0					
Berrios, ph-rf	2	0	0	0	Judice, rf	2	1	0	0					
Cordani, lf	5	1	2	0	Champlin, dh	2	0	0	0					
Hymel, c	4	2	2	3	Bonifazio, ph	1	0	0	0					
Antonini, ph-c	2	0	0	0	E. Greene, ph	0	1	0	0					
Garrity, dh	3	3	1	0	Falco, 3b	4	1	2	2					
Cook, ph	1	1	1	0	Spearman, lf	3	0	0	0					
Tellechea, 1b	5	3	3	1	Brown, ph	1	0	0	1					
C. Moock, 3b	3	1	3	3										
Garcia, 3b	0	1	0	0										
Sheets, ss	4	2	2	4										
TOTALS	41	15	15	14	TOTALS	34	3	7	3					
LSU	0	3	0	4	1	3	0	0	4	-	15	15	1	
Fresno State	0	2	0	0	0	0	0	0	0	1	-	3	7	5

E-Tk Johnson, Spearman, Td Johnson, Judice, Togher, Patterson. DP-LSU 1, FSU 1. LOB-LSU 8, FSU 7. 2B-Tellechea 2 (23), C. Moock (7), Wood (17). 3B-C. Moock (3), Cook (1), Sheets (4). HR-Hymel 2 (23), Falco (11). CS-Mouton. SH-Sheets. SF-Tk Johnson.

LSU	IP	H	R	ER	BB	SO
Sirotko (W, 11-0)	6.0	5	2	2	2	2
LaRosa	2.0	1	0	0	0	0
R. Greene	1.0	1	1	1	1	1
FRESNO STATE	IP	H	R	ER	BB	SO
Saitz (L, 8-6)	3.1	6	7	5	2	2
Salazar	2.1	5	4	4	2	1
Greenlee	0.1*	1	0	0	1	0
Minor	2.0*	3	4	3	1	0
Patterson	1.0	0	0	0	1	2

\* Greenlee pitcher to two batters in seventh.  
Minor pitched to four batters in ninth. WP-Saitz, R. Greene. U-Rosenberry, Yeast, Pedersen, Lopina. T-2:55. A-16,329.

LSU 19, Florida 8 - June 5, 1991

ROSENBLATT STADIUM - OMAHA, NEB.

LSU	AB	R	H	RBI	FLORIDA	AB	H	R	RBI				
Johnson, 2b	5	4	3	2	Majeski, lf	5	0	1	0				
Rios, cf	3	3	0	1	Polcovich, ss	4	2	3	0				
Mula, ph-cf	1	0	0	0	MacDonald, ss	0	0	0	0				
Mouton, rf	3	2	2	4	Killen, 1b	4	2	2	1				
Berrios, ph-rf	1	1	0	0	Knight, 1b	0	0	0	0				
Cordani, lf	3	1	0	1	Perry, 3b	4	1	3	1				
Hymel, c	5	3	3	6	Russo, 3b	1	0	0	0				
Garrity, dh	4	1	0	0	Purvis, rf	5	1	1	0				
Cook, ph	1	0	0	0	Linares, c	4	2	3	6				
Tellechea, 1b	5	2	2	0	Valdes, 2b	1	0	0	0				
C. Moock, 3b	5	2	2	2	Duva, cf	4	0	0	0				
Garcia, ph-3b	1	0	1	0	Camposano, dh	4	0	0	0				
Sheets, ss	5	0	0	0	Rich, 2b	3	0	0	0				
Neal, ph-ss	1	0	1	0	Bell, c	1	0	0	0				
TOTALS	43	19	14	16	TOTALS	40	8	13	8				
LSU	3	0	0	5	5	3	0	0	3	-	19	14	0
Florida	2	0	0	0	2	0	3	1	0	-	8	13	3

E-Polcovich, Purvis, Valdes. LOB-LSU 10, Florida 8. 2B-C. Moock (8), Killen (15). HR-Hymel 2 (25), Linares 2 (14), Mouton (13). SB-Rios (4), Polcovich (20), Perry (9). SF-Cordani.

LSU	IP	H	R	ER	BB	SO
Byrd (W, 8-3)	5.0	9	4	4	2	5
Ogea	1.0	0	0	0	0	0
LaRosa	1.0	3	3	3	0	1
Herry	1.0	1	1	1	1	2
Greene	1.0	0	0	0	0	2
FLORIDA	IP	H	R	ER	BB	SO
Corbitt (L, 2-1)	3.1	6	8	8	4	1
Bonanno	0.2*	1	2	2	1	0
Pricher	4.0	4	6	3	3	3
Brennan	0.0*	1	3	2	1	0
McClellan	1.0	2	0	0	1	2

\* Bonanno pitched to two batters in fifth. Brennan pitched to three batters in ninth.  
HBP-Mouton and Hymel by Bonnano. WP-Herry, McClellan. PB-Hymel. U-Patch, Lopina, Rosenberry, Yeast. T-3:35. A-13,613.

LSU 6, Wichita State 3 - June 8, 1991

ROSENBLATT STADIUM - OMAHA, NEB.

LSU	AB	R	H	RBI	WICHITA STATE	AB	R	H	RBI			
Johnson, 2b	4	1	1	0	Hall, 2b	3	1	2	0			
Rios, cf	3	3	2	2	Wimmer, ss	4	0	1	0			
Mouton, rf	4	2	0	0	Audley, cf	3	1	0	1			
Cordani, lf	4	0	1	3	Mirabelli, c	3	0	0	0			
Hymel, c	3	0	1	0	T. Dreifort, rf	3	0	1	1			
Garrity, dh	4	0	2	1	Jones, 3b	3	0	0	0			
Tellechea, 1b	3	0	0	0	McClghn, dh	1	0	0	0			
C. Moock, 3b	3	0	0	0	D. Dreifort, dh	3	0	0	0			
Sheets, ss	3	0	1	0	White, 1b	4	0	0	0			
					Tilma, lf	3	1	1	1			
TOTALS	31	6	8	6	TOTALS	30	3	5	3			
LSU	2	2	0	2	0	0	0	0	0	- 6	8	0
Wichita State	1	0	0	1	0	0	0	1	0	- 3	5	1

E-Green. DP-LSU 1, WSU 3. LOB-LSU 7, WSU 5. 2B-Rios (11). 3B-Cordani (3). HR-Rios (4), Tilma (6). SB-Hall 3 (59), Wimmer (54). SF-Cordani, T. Dreifort.

LSU	IP	H	R	ER	BB	SO
Ogea (W, 14-5)	7.0*	4	3	2	4	3
Greene (S, 14)	2.0	1	0	0	0	2
WICHITA STATE	IP	H	R	ER	BB	SO
Green (L, 11-2)	3.0*	5	4	4	3	3
D. Dreifort	4.1	3	2	2	2	1
Bluma	1.2	0	0	0	0	2

\* Ogea pitched to two batters in eighth. Green pitched to one batter in fourth.  
HBP-Hymel by Green. Rios and C. Moock by D. Dreifort. PB-Hymel. U-Hagler, Patch, Rosenberry, Pedersen, Lopina, Yeast. T-2:54. A-16,612.

# 1993

**FINAL RECORD: 53-17-1**

## PLAYERS

Kevin Ainsworth, OF  
 Adrian Antonini, C  
 Wade Bagley, C  
 Scott Berardi, C  
 Harry Berrios, OF  
 Dustin Brandon, INF  
 Matt Chamberlain, RHP  
 Chad Cooley, OF  
 Brian Daugherty, INF  
 Jim Greely, OF  
 Ryan Huffman, OF  
 Will Hunt, LHP  
 Kenny Jackson, 1B  
 Russ Johnson, SS  
 Tim Lanier, C  
 Brett Laxton, RHP  
 Antonio Leonardi-Cattolica, RHP  
 Matt Malejko, RHP  
 Bhrett McCabe, RHP  
 Gregg Moock, RHP  
 Warren Morris, INF  
 Jeff Naquin, RHP  
 Mike Neal, OF  
 Ronnie Rantz, LHP  
 Armando Rios, OF  
 Trey Rutledge, RHP  
 Henri Saunders, RHP  
 Scott Schultz, RHP  
 Tom Schwier, INF  
 Mike Sirotko, LHP  
 Mark Stocco, OF  
 Sean Teague, RHP  
 Todd Walker, 2B  
 Kevin Ward, C  
 Jason Williams, 3B  
 Brad Wilson, INF  
 Brian Winders, RHP

## COACHES

Skip Bertman - Head Coach  
 Smoke Laval - Asst. Coach  
 Mike Bianco - Asst. Coach  
 Beetle Bailey - Admin. Assistant  
 Rick Smith - Volunteer Asst. Coach

## MANAGERS

Dirck Decoteau  
 Jason Decoteau

## TRAINERS

Jim Mensch  
 Stacy LeCompte



A century of baseball excellence was culminated in June, 1993, as LSU captured its second NCAA title in three years with an 8-0 victory over Wichita State in the College World Series final. In the 100th anniversary season of the Fighting Tiger program, head coach Skip Bertman and his players reinforced LSU's status as the nation's premier baseball power.

The Tigers began the 1993 campaign as the nation's No. 1 team in all three of the college baseball polls. The Tigers' pre-conference scheduled featured a 12-game winning streak which extended through the month of March as LSU prepared to defend its SEC title. The Tigers' drive to win their fourth straight league crown was spearheaded by Todd Walker, who established an SEC single-season record with a 33-game hitting streak. The regular-season also featured a "Turn Back the Clock" game against Tulane in Alex Box Stadium, as players from both teams wore old-fashioned uniforms and used wooden bats. The Tigers defeated the Green Wave 6-3 in a game which commemorated LSU's 100-year baseball history.

LSU went on to become the first team in league annals to win four straight SEC

championships and, after a 9-4 win over South Alabama in the NCAA South Regional final at Alex Box Stadium, the Tigers advanced to the College World Series for the sixth time in eight seasons.

The Tigers returned to Omaha's Rosenblatt Stadium for another National Championship crusade. The fifth-seeded Tigers disposed of fourth-seeded Long Beach State to open the Series as left fielder Jim Greely launched two home runs and collected a personal-best five RBI. Left-hander Mike Sirotko handcuffed the 49ers with a three-hit, nine strikeout performance.

LSU posted a furious rally against top-seeded Texas A&M in the next round, overcoming a 7-2 deficit and grabbing a 9-8 lead on an eighth inning single by Armando Rios. Then, with the bases loaded, Todd Walker provided one of the series' most scintillating moments, unloading his third grand slam of the season to cap the 13-8 triumph.

The momentum generated by the win over the Aggies was vanquished three days later as Long Beach State rallied for an improbable 10-8 victory, striking for four runs in their final at-bat.



The June 13, 1993, headline of the Baton Rouge Advocate heralds LSU's second CWS title.



Team captain Mike Neal proclaims LSU No. 1 after the Tigers' 8-0 victory over Wichita St.





(Left) The 1993 National Champions were honored with a celebration in Tiger Stadium the morning after the CWS triumph.

(Below) Todd Walker (left), Brett Laxton (center) and Skip Bertman met with CBS reporter Lesley Visser after the CWS title game.



Mike Sirotko recorded two complete-game victories in the 1993 CWS.

Now LSU faced a third meeting with Long Beach, with the winner advancing to the World Series championship game. The Tigers, on the strength of a two-run double by Rios, tied the game 5-5 in the bottom of the ninth before Walker delivered the game-winning single for a thrilling 6-5 victory. LSU was one victory away from fulfilling a season-long dream.

LSU faced Wichita State in the national championship game for the second time in three years, and unlike the first meeting in 1991, this game offered little suspense. Todd Walker's two-run homer in the first inning began LSU's surge to another World Series title. LSU added three runs in the second inning as Armando Rios sandwiched a sacrifice fly between RBI singles by Walker and by Jason Williams.

While the Tigers bolted to the big lead, freshman right-hander Brett Laxton was in the process of making College World Series history. Relying primarily on an exploding fastball with an occasional paralyzing slider, Laxton set a CWS championship game record with 16

staggering strikeouts. Laxton limited Wichita State to a mere three hits while retiring 16 of the final 20 Shocker batters, including Wichita State's last hope, outfielder Carl Hall, who flied weakly to Harry Berrios in right field to conclude the Tigers' 8-0 triumph. For the second time in three years, an unquenchable desire for victory was LSU's most prominent characteristic as it catapulted the Tigers to college baseball's summit.

Todd Walker was named the Most Outstanding Player of the Series and was joined on the All-Tournament team by Mike Sirotko, Brett Laxton, Adrian Antonini, Jim Greely and Armando Rios. Walker, the 1993 SEC Player of the Year, recorded a conference-record 102 RBI on the season and surpassed Albert Belle as LSU's all-time RBI leader with 175.

Mike Sirotko ended a fantastic four-year career as LSU's career leader in innings pitched with 372. He tied Ben McDonald's school record with 10 complete games, including eight in his final nine starts. Laxton's dazzling performance in the national title game capped a phenomenal season as the National Freshman of the Year was 12-1 with an SEC-best 1.98 ERA.

The 1993 team was expertly guided by Skip Bertman, who for the third time in his 10-year career was named National Coach of the Year. The Tigers completed the year with a 53-17-1 record, marking LSU's fifth-straight 50-win season, a feat unmatched by any other school.

## 1993 COLLEGE WORLD SERIES FACTS

### CWS RECORDS SET BY LSU Individual Championship Game

Most Strikeouts - 16, Brett Laxton, LSU vs. Wichita State  
Most Sacrifice Flies - 2, Armando Rios, LSU vs. Wichita State

### CWS RECORDS TIED BY LSU Team Championship Game

Most Sacrifice Flies - 2, LSU vs. Wichita State  
Most Strikeouts (Both Teams) - 22, LSU vs. Wichita State

### INDIVIDUAL CHAMPIONSHIP GAME

Fewest Hits Allowed- 3, Brett Laxton, LSU vs. Wichita State  
Most Putouts - 16, Adrian Antonini, LSU vs. Wichita State

### 1993 COLLEGE WORLD SERIES ALL-TOURNAMENT TEAM

Catcher ..... Adrian Antonini, LSU  
First Base ..... Hunter Triplett, Oklahoma State  
Second Base ..... Todd Walker, LSU  
Third Base..... Casey Blake, Wichita State  
Shortstop ..... Jason Adams, Wichita State  
Outfield ..... Jim Greely, LSU  
Outfield ..... Jason Heath, Oklahoma State  
Outfield ..... Armando Rios, LSU  
Designated Hitter..... Jeff Liefer, Long Beach State  
Pitcher ..... Brett Laxton, LSU  
Pitcher ..... Mike Sirotko, LSU

### MOST OUTSTANDING PLAYER

Todd Walker, LSU



The Tigers won their second NCAA title in the 100th anniversary season of LSU Baseball.

**LSU 7, Long Beach State 1 - June 4, 1993****ROSENBLATT STADIUM - OMAHA, NEB.**

LSU	AB	R	H	RBI	LONG BEACH ST.	AB	R	H	RBI
Williams, 3b	3	0	1	0	Cradle, cf	4	0	1	0
Rios, cf	4	1	0	0	Martins, 2b	3	0	1	0
Johnson, ss	5	1	3	2	Swanson, 1b	3	0	0	0
Walker, 2b	4	0	0	0	Davis, ph	1	0	0	0
Berrios, rf	4	0	1	0	Curtis, rf	3	0	0	0
Neal, dh	4	1	1	0	Smith, dh	3	0	0	0
Antonini, c	2	1	0	0	Rodriguez, ss	3	0	0	0
Huffman, pr	0	1	0	0	Davisson, lf	3	0	0	0
Berardi, c	0	0	0	0	Whatley, c	3	1	1	0
Greely, lf	4	2	2	5	Falsken, 3b	3	0	0	0
Jackson, 1b	4	0	0	0					
<b>TOTALS</b>	<b>34</b>	<b>7</b>	<b>8</b>	<b>7</b>	<b>TOTALS</b>	<b>29</b>	<b>1</b>	<b>3</b>	<b>0</b>
LSU	0	0	0	0	0	0	3	2	- 7 8 1
Long Beach St.	0	0	0	0	0	1	0	0	- 1 3 1

E-Falsken, Sirotko. DP-LSU 1, LBS 2. LOB-LSU 6, LBS 2. 2B-Cradle (13), Whatley (8), Neal (19). HR-Greely 2 (5), Johnson (8). SB-Williams (12). CS-Martins.

LSU	IP	H	R	ER	BB	SO
Sirotko (W, 11-5)	9.0	3	1	0	0	9
LONG BEACH STATE	IP	H	R	ER	BB	SO
Choi (L, 16-2)	7.1	5	5	5	4	3
Gonzalez	0.2	1	0	0	0	0
Goldstein	0.1	1	2	2	2	1
Wise	0.2	1	0	0	0	0

WP-Choi, Gonzalez. U-Jenkins, Thompson, Garman, L'Heureux. T-2:40. A-16,963.

**LSU 13, Texas A&M 8 - June 6, 1993****ROSENBLATT STADIUM - OMAHA, NEB.**

TEXAS A&M	AB	R	H	RBI	LSU	AB	R	H	RBI
Harlan, lf	4	2	2	1	Williams, 3b	5	2	0	0
Harris, ss	5	1	1	1	Rios, cf	4	3	2	2
Thomas, cf	5	1	2	1	Johnson, ss	3	2	1	0
Curl, 1b	5	2	1	0	Walker, 2b	4	3	1	6
Lewis, c	5	1	1	1	Berrios, rf	5	0	1	2
Trimble, dh	1	1	1	0	Neal, dh	3	1	1	1
Minor, ph-dh	3	1	1	1	Greely, lf	3	0	2	0
Gonzalez, 2b	4	0	1	0	Cooley, pr-lf	0	0	0	0
Fedora, 3b	3	1	3	3	Antonini, c	3	1	1	0
Claybrook, rf	2	0	0	0	Jackson, 1b	4	1	1	1
Smith, ph-rf	2	0	0	0					
<b>TOTALS</b>	<b>39</b>	<b>8</b>	<b>13</b>	<b>8</b>	<b>TOTALS</b>	<b>34</b>	<b>13</b>	<b>10</b>	<b>12</b>
Texas A&M	0	0	0	2	5	1	0	0	- 8 13 5
LSU	0	0	0	2	4	0	1	6	x - 13 10 2

E-Harris 2, Curl, Lewis, Greely, Moore, Walker. DP-A&M 2. LOB-A&M 14, LSU 4. 2B-Trimble (10), Harris (9), Jackson (17). HR-Walker (20). SB-Thomas (21). SF-Neal, Fedora.

TEXAS A&M	IP	H	R	ER	BB	SO
Moore	6.2	5	7	3	5	6
Clemons (L, 6-2)	1.1	5	6	6	1	0
LSU	IP	H	R	ER	BB	SO
Laxton	4+	7	4	4	3	4
Hunt	1.0	2	3	3	3	0
Malejko	1+	2	1	0	0	1
Schultz (W, 7-3)	2+	2	0	0	1	4
Rutledge	1.0	0	0	0	0	0

Laxton pitched to two batters in fifth. Malejko pitched to one batter in seventh. Schultz pitched to one batter in ninth. HBP-Curl by Hunt, Harlan by Malejko. WP-Moore 2, Laxton, Schultz. U-Graham, Jenkins, January, Garman. T-3:43. A-18,316.

**Long Beach State 10, LSU 8 - June 9, 1993****ROSENBLATT STADIUM - OMAHA, NEB.**

LSU	AB	R	H	RBI	LONG BEACH ST.	AB	R	H	RBI
Williams, 3b	4	0	0	0	Cradle, cf	5	0	1	0
Rios, cf	4	1	2	1	Martins, 2b	3	2	0	0
Johnson, ss	4	1	1	0	Swanson, lf	3	2	2	1
Walker, 2b	3	1	0	0	Davis, ph-lf	1	1	1	2
Berrios, rf	5	1	1	0	Curtis, rf	4	2	2	2
Neal, dh	4	2	1	0	Liefer, dh	4	2	3	3
Greely, lf	4	1	3	2	Rodriguez, ss	5	0	1	1
Antonini, c	3	0	1	1	Smith, 1b	3	1	2	1
Jackson, 1b	4	1	1	0	Whatley, c	3	0	1	0
					Falsken, 3b	2	0	1	1
<b>TOTALS</b>	<b>35</b>	<b>8</b>	<b>10</b>	<b>4</b>	<b>TOTALS</b>	<b>33</b>	<b>10</b>	<b>14</b>	<b>10</b>

LSU 0 2 0 0 0 6 0 0 0 - 8 10 1  
Long Beach St. 1 1 0 0 3 0 1 4 x - 10 14 2  
E-Johnson, Martins 2. DP-LSU 2, LBS 1. LOB-LSU 8, LBS 9. 2B-Berrios (22), Greely (9), Smith (8). 3B-Greely (1). HR-Liefer (12), Davis (5), Curtis (12). SB-Rios 2 (20), Liefer (8). CS-Rios, Smith 2, Antonini. SH-Whatley. SF-Smith.

LSU	IP	H	R	ER	BB	SO
Chamberlain	4.1	6	5	4	4	2
Hunt	2.2+	4	2	2	2	1
Sirotko (L, 11-6)	1.0	4	3	3	0	0
LONG BEACH STATE	IP	H	R	ER	BB	SO
Fontes	2.0	2	2	2	2	1
Goldstein	3.2	7	5	3	4	5
Gonzalez (W, 4-2)	3.1	1	1	0	2	4

Hunt pitched to one batter in eighth. HBP-Falsken by Chamberlain, Liefer by Hunt. WP-Goldstein. U-Graham, January, Jenkins, Garman. T-3:28. A-13,727.

**LSU 6, Long Beach State 5 - June 11, 1993****ROSENBLATT STADIUM - OMAHA, NEB.**

LONG BEACH ST.	AB	R	H	RBI	LSU	AB	R	H	RBI
Cradle, cf	2	1	0	0	Williams, 3b	4	2	2	0
Martins, 2b	4	1	1	0	Rios, cf	5	2	3	3
Davis, lf	5	1	1	2	Johnson, ss	3	0	1	0
Curtis, rf	4	0	1	0	Walker, 2b	5	1	4	3
Smith, 1b	4	0	2	0	Berrios, rf	4	0	1	0
Richardson, ph	1	1	0	0	Neal, dh	4	0	2	0
Swanson, 1b	0	0	0	0	Greely, lf	4	0	0	0
Liefer, dh	4	1	2	0	Antonini, c	4	0	1	0
Whatley, c	3	0	1	0	Huffman, pr	0	1	0	0
Rodriguez, ss	3	0	0	0	Jackson, 1b	3	0	0	0
Falsken, 3b	5	0	1	1	Stocco, ph	1	0	0	0
<b>TOTALS</b>	<b>35</b>	<b>5</b>	<b>9</b>	<b>3</b>	<b>TOTALS</b>	<b>37</b>	<b>6</b>	<b>14</b>	<b>6</b>
Long Beach St.	2	0	1	0	0	0	0	2	- 5 9 1
LSU	0	1	0	0	0	1	1	0	- 3 - 6 14 5

One out when winning run scored. E-Rios, Johnson, Sirotko, Whatley, Williams 2. DP-LBS 2. LOB-LBS 13, LSU 9. 2B-Smith 2 (10), Rios 2 (13). HR-Davis (6), Walker (21). SB-Curtis (5). CS-Cradle. SH-Whatley 2, Rodriguez 2.

LONG BEACH STATE	IP	H	R	ER	BB	SO
Fontana	6.2	10	3	3	1	3
Gonzalez (L, 4-3)	1.2	4	3	3	2	1
LSU	IP	H	R	ER	BB	SO
Sirotko (W, 12-6)	9.0	9	5	2	6	8

WP-Gonzalez. U-January, L'Heureux, Graham, Thompson. T-3:12. A-12,388.

**LSU 8, Wichita State 0 - June 12, 1993****ROSENBLATT STADIUM - OMAHA, NEB.**

WICHITA STATE	AB	R	H	RBI	LSU	AB	R	H	RBI
Hall, rf	5	0	0	0	Williams, 3b	3	1	1	1
Adams, ss	4	0	1	0	Rios, cf	3	0	1	4
Taylor, cf	2	0	0	0	Johnson, ss	3	1	1	0
Smith, 1b	4	0	0	0	Walker, 2b	4	1	2	3
Dreifort, dh-p	3	0	1	0	Berrios, rf	4	0	2	0
J. Jackson, 2b	4	0	0	0	Neal, dh	4	1	1	0
Blake, 3b	3	0	0	0	Greely, lf	2	2	1	0
Tilma, lf	3	0	1	0	Huffman, lf	0	0	0	0
McCollough, c	2	0	0	0	Antonini, c	2	1	0	0
Lewallen, ph	1	0	0	0	K. Jackson, 1b	3	1	1	0
Wheeler, c	0	0	0	0					
Mills, ph	1	0	0	0					
<b>TOTALS</b>	<b>32</b>	<b>0</b>	<b>3</b>	<b>0</b>	<b>TOTALS</b>	<b>28</b>	<b>8</b>	<b>10</b>	<b>8</b>
Wichita St.	0	0	0	0	0	0	0	- 0	3 0
LSU	2	3	2	0	0	0	1	x - 8	10 2

E-Greely, K. Jackson. DP-WSU 2. LOB-WSU 10, LSU 7. 2B-K. Jackson (18). HR-Walker (22). SB-Greely (3), Johnson (19). SH-K. Jackson, Williams. SF-Rios 2.

WICHITA STATE	IP	H	R	ER	BB	SO
Wyckoff (L, 5-3)	1.1	3	5	5	3	0
Dreifort	1.2	4	2	2	2	
Baird	5.0	3	1	1	1	4
LSU	IP	H	R	ER	BB	SO
Laxton (W, 12-1)	9.0	3	0	0	5	16

HBP-Antonini by Dreifort. U-Garman, January, Graham, Jenkins, Thompson, L'Heureux. T-2:52. A-20,268.



# 1996

**FINAL RECORD: 52-15**

## PLAYERS

Jason Albritton, RHP  
 T.J. Arnett, RHP  
 Tom Bernhardt, OF  
 Eric Berthelot, LHP  
 John Blancher, INF  
 Justin Bowles, RF  
 Matt Colvin, LHP  
 Patrick Coogan, RHP  
 Chad Cooley, LF  
 Casey Cuntz, INF  
 Brian Daugherty, RHP  
 Chris Demouy, LHP  
 Nathan Dunn, 3B  
 Jake Esteves, RHP  
 Eddy Furniss, 1B  
 Dan Guillory, RHP  
 Jeff Harris, RHP  
 James Hemphill, OF  
 Conan Horton, C  
 Sonny Knoll, RHP  
 Mike Koerner, CF  
 Tim Lanier, C  
 Brett Laxton, RHP  
 Antonio Leonardi-Cattolica, RHP  
 Trey McClure, INF  
 Jeramie Moore, 1B  
 Warren Morris, 2B  
 Joey Painich, RHP  
 Keith Polozola, INF  
 Kevin Shipp, RHP  
 Jeremy Tyson, RHP  
 Kevin Ward, C  
 Jason Williams, SS  
 Brad Wilson, DH  
 Jeremy Witten, OF  
 Eddie Yarnall, LHP

## COACHES

Skip Bertman - Head Coach  
 Jim Schwanke - Assistant Coach  
 Mike Bianco - Assistant Coach  
 Dan Canevari - Admin. Assistant  
 Daniel Tomlin - Volunteer  
 Assistant Coach

## MANAGERS

Mike Boniol  
 Jimmy Goins  
 Wes Penn

## TRAINERS

Jim Mensch  
 Lara McNeely



Second baseman Warren Morris launched a two-out, two-run homer in the bottom of the ninth inning to lift LSU to a pulsating 9-8 victory over Miami (Fla.) in the 1996 College World Series final. The blast marked the first time in the 50-year history of the CWS that a team had won the national championship with a homer in the bottom of the ninth.

As the ball cleared the right-field fence and landed in the third row of the bleachers, Morris raised his arms into the air triumphantly as he rounded first base. Upon reaching home plate, he was mobbed by his jubilant teammates and cheered by 23,905 fans who had just witnessed the greatest finish in CWS annals.

The LSU Tigers, for the third time in six seasons, were the champions of collegiate baseball.

Fittingly, it was the only home run of the season for Morris, as the Alexandria, La., native had missed 39 games due to a broken hamate bone in his right hand. He returned to the LSU lineup for the NCAA South II Regional, and he led the Tigers to eight straight victories, with the final win giving his team the national title.

LSU became just the seventh school to win three or more CWS titles in the 50-year history of the event, and Skip Bertman became only the sixth coach to win three or more baseball national championships. LSU also became only the third school to win three national titles in one decade (1991, 1993, 1996).

The CWS championship capped a long list of achievements for the 1996 Tigers, including establishing an SEC record with 131 home runs on the season. The Tigers posted a 52-15 record, marking LSU's sixth 50-win season in eight years and the seventh in school history. LSU recorded a 20-10 SEC mark, sharing the conference title with Florida and Alabama.

Shortstop Jason Williams became the SEC career leader in runs scored (270), and he became LSU's all-time hits leader with 327. First baseman Eddy Furniss, a first-team all-America selection, set the SEC single-season mark for RBI (103) and the LSU single-season home run record (26). Pitcher Eddie Yarnall was also a first-team all-America choice, as he posted an 11-1 record, including two victories in the College World Series.



The June 9, 1996, headline of the Baton Rouge Sunday Advocate heralds LSU's CWS title.



All-American Eddie Yarnall earned CWS victories over Wichita State and Florida.



(Left) Seniors Chad Cooley (left) and Tim Lanier display the gold jersey LSU wore during its national title drive. The jerseys were later auctioned by the Tiger Athletic Foundation, raising \$38,000 for LSU Baseball.



Warren Morris presents his CWS home run bat to LSU athletic director Joe Dean as head coach Skip Bertman looks on. The presentation was made in Alex Box Stadium prior to Team USA's summer tour game versus Australia on June 20, 1996.



Justin Bowles was named to the CWS All-Tournament team.

Furniss and pitcher Chris Demouy were named Academic all-Americans; Furniss had a 3.7 gpa in pre-medicine and Demouy a 3.8 gpa in management. Seven Tigers earned Academic all-SEC recognition, including Furniss, Demouy, Morris (3.5 gpa in zoology), catcher Tim Lanier (3.6 in kinesiology), designated hitter Brad Wilson (3.0 in general studies), catcher Kevin Ward (3.6 in electrical engineering) and pitcher Brian Daugherty (3.1 in kinesiology).

For the third time in six seasons, Bertman was named National Coach of the Year, an honor he received from Collegiate Baseball, Baseball America and the American Baseball Coaches Association.

LSU was No. 1 in the grandstand as well, as the Tigers led the nation in attendance by drawing a school-record 226,805 fans to Alex Box Stadium.

It was a remarkable season, culminated by arguably the greatest moment in LSU athletic history, a decisive swing of the bat by Warren Morris, who magnificently added his name to the list of Tiger legends.

## 1996 COLLEGE WORLD SERIES FACTS

### CWS RECORDS SET BY LSU

#### Attendance

Session -- 23,905, LSU vs. Miami (Fla.)

#### Hits

Both Teams, Championship Game -- 29, LSU vs. Miami (Fla.)

#### Sacrifice Flies

Both Teams, Championship Game -- 5, LSU vs. Miami (Fla.)

#### Game Time

Championship Game (9-inning game) -- 3:19, LSU vs. Miami (Fla.)

### CWS RECORDS TIED BY LSU

#### Saves

Series -- 3, LSU

#### Doubles

Both Teams, Championship Game -- 6, LSU vs. Miami (Fla.)

### 1996 COLLEGE WORLD SERIES ALL-TOURNAMENT TEAM

Catcher .....	Tim Lanier, LSU
First Base .....	Chris Moller, Alabama
Second Base .....	Rudy Gomez, Miami (Fla.)
Third Base .....	Pat Burrell, Miami (Fla.)
Shortstop .....	Alex Cora, Miami (Fla.)
Outfield .....	Justin Bowles, LSU
Outfield .....	Michael DeCelle, Miami (Fla.)
Outfield .....	Brad Wilkerson, Florida
Designated Hitter .....	Chuck Hazzard, Florida
Pitcher .....	J.D. Arteaga, Miami (Fla.)
Pitcher .....	Eddie Yarnall, LSU

### MOST OUTSTANDING PLAYER

Pat Burrell, Miami (Fla.)



1996 CWS Box Scores

LSU 9, Wichita State 8 - June 1, 1996

ROSENBLATT STADIUM - OMAHA, NEB.

LSU	AB	R	H	RBI	WICHITA STATE	AB	R	H	RBI
Williams, ss	4	1	1	1	Young, cf	4	2	1	0
Koerner, cf	5	0	2	0	Wyckoff, lf/p	3	2	0	0
Dunn, 3b	5	1	1	0	Blake, 3b	6	1	1	0
Furniss, 1b	4	1	0	0	McCullough, 1b	4	0	1	1
Moore, 1b	0	0	0	0	Ryan, dh/lf	4	0	1	1
Cooley, lf	4	1	2	0	Looper, p	0	0	0	0
Wilson, dh	5	1	1	1	Thomas, ph	1	0	0	0
Bowles, rf	2	3	1	0	Stine, rf	3	1	1	1
Lanier, c	4	1	2	5	Reese, c	5	0	0	0
Morris, 2b	3	0	1	2	Sorensen, ss	4	1	2	2
					Hooper, 2b	4	0	2	0
<b>TOTALS</b>	<b>36</b>	<b>9</b>	<b>11</b>	<b>9</b>	<b>TOTALS</b>	<b>39</b>	<b>8</b>	<b>12</b>	<b>8</b>

LSU 1 1 5 0 2 0 0 0 - 9 11 4  
Wichita State 0 0 1 0 2 1 1 2 1 - 8 12 1  
E-Williams, Dunn, Esteves, McCullough. DP-LSU 1, Wichita State 1. LOB-LSU 8, Wichita State 15. 2B-Morris (2), McCullough (18), Stine (22). HR-Williams (6), Lanier (5), Blake (22), Sorensen (4). SB-Cooley (16), Bowles 2(12), Young 2(68), Ryan (3). CS-Young. SF-Morris, Stine

LSU	IP	H	R	ER	BB	SO
Yarnall (W, 12-1)	5.2	9	4	3	5	5
Esteves	0.2	0	1	0	1	0
Demouy	0.2+	2	2	2	1	1
Coogan	1.0+	1	1	1	2	2
Shipp (S, 1)	1.0	0	0	0	1	1

WICHITA STATE	IP	H	R	ER	BB	SO
Baird (L, 7-6)	2.2	5	6	2	3	3
Bauer	3.0	5	3	3	2	2
Wyckoff	3.0	1	0	0	2	6
Looper	0.1	0	0	0	0	1

Demouy pitched to two batters in the 8th. Coogan pitched to two batters in the 9th. WP-Shipp. PB-Reese. U-Christal, McKinney, Graham, Thompson. T-3:54. A-22,154.

LSU 9, Florida 4 - June 3, 1996

ROSENBLATT STADIUM - OMAHA, NEB.

FLORIDA	AB	R	H	RBI	LSU	AB	R	H	RBI
D. Eckstein, 2b	5	1	2	1	Williams, ss	3	1	0	0
Ellis, 3b	3	0	0	0	Koerner, cf	3	1	1	3
Rigdon, p	0	0	0	0	Dunn, 3b	5	1	1	1
Medina, ph	1	0	0	1	Furniss, 1b	3	0	1	0
Roll, p	0	0	0	0	Moore, 1b	0	0	0	0
Wilkerson, rf/p	4	0	1	0	Cooley, lf	5	1	2	2
Hazzard, dh/1b	4	0	2	0	Wilson, dh	4	0	0	0
Tamargo, ss	5	0	0	0	Bowles, rf	3	2	2	1
Castaldo, c	4	0	0	0	Lanier, c	3	2	2	1
Duncan, 1b	2	1	1	0	Morris, 2b	4	1	2	1
Walsh, rf	1	0	0	0					
R. Eckstein, 3b	2	1	1	0					
Chism, cf	4	1	2	0					
Ogle, lf	2	0	0	0					
<b>TOTALS</b>	<b>37</b>	<b>4</b>	<b>9</b>	<b>2</b>	<b>TOTALS</b>	<b>33</b>	<b>9</b>	<b>11</b>	<b>9</b>

Florida 1 2 0 0 0 0 0 1 0 - 4 9 1  
LSU 0 2 0 0 2 0 0 3 2 x - 9 11 5  
E-Ellis, Williams, Dunn, Furniss, Laxton 2. DP-Florida 1, LSU 1. LOB-Florida 12, LSU 8. 2B-Lanier. 3B-Lanier. HR-D. Eckstein (9), Koerner (12), Cooley (14), Bowles (22). SB-Wilkerson (14), Chism (13), Williams (7), Morris (4). CS-Williams. S-Ogle. SF-Koerner.

FLORIDA	IP	H	R	ER	BB	SO
Rodriguez (L, 4-1)	3.0+	7	4	4	1	0
Wilkerson	3.2	3	3	3	3	3
Rigdon	0.1	0	0	0	1	0
Roll	1.0	1	2	2	2	0

LSU	IP	H	R	ER	BB	SO
Laxton (W, 8-2)	5.1	6	3	1	4	4
Shipp (S, 2)	3.2	3	1	0	1	4

Rodriguez pitched to two batters in the fourth. WP-Roll, Wilkerson. U-Christal, McKinney, Jones, Gillmore. T-3:38. A-13,000.

LSU 2, Florida 1 - June 6, 1996

ROSENBLATT STADIUM - OMAHA, NEB.

FLORIDA	AB	R	H	RBI	LSU	AB	R	H	RBI
D. Eckstein, 2b	5	0	1	1	Williams, ss	4	0	0	0
Ellis, 3b	3	0	1	0	Koerner, cf	4	0	1	0
Wilkerson, rf	4	0	2	0	Dunn, 3b	4	1	1	0
Hazzard, dh	4	0	1	0	Furniss, 1b	4	1	1	0
Tamargo, ss	4	0	1	0	Moore, 1b	0	0	0	0
Castaldo, c	3	0	1	0	Cooley, lf	3	0	1	0
Duncan, 1b	2	1	0	0	Wilson, dh	3	0	0	1
Haught, lf	2	0	0	0	Bowles, rf	4	0	1	1
Ogle, lf	1	0	0	0	Lanier, c	3	0	0	0
Chism, cf	3	0	0	0	Morris, 2b	2	0	0	0
Walsh, ph	1	0	0	0					
<b>TOTALS</b>	<b>32</b>	<b>1</b>	<b>7</b>	<b>1</b>	<b>TOTALS</b>	<b>31</b>	<b>2</b>	<b>5</b>	<b>2</b>

Florida 0 0 0 0 1 0 0 0 0 - 1 7 3  
LSU 0 1 0 0 0 1 0 0 1 0 - 2 5 1  
E-Wilkerson, Duncan, Haught, Yarnall. LOB-Florida 9, LSU 9. 2B-Castaldo, Koerner. CS-Hazzard, Duncan.

FLORIDA	IP	H	R	ER	BB	SO
Kaufman (L, 11-5)	5.1	4	2	1	1	6
Rigdon	2.2	1	0	0	1	1

LSU	IP	H	R	ER	BB	SO
Yarnall (W, 11-1)	7.2	7	1	1	5	8
Coogan	0.1	0	0	0	0	0
Demouy	0.1	0	0	0	0	0
Esteves (S, 2)	0.2	0	0	0	0	0

HBP-Morris by Kaufman, Wilson by Kaufman. U-Gillmore, Graham, McKinney, Thompson. T-3:06. A-17,212.

LSU 9, Miami 8 - June 8, 1996

ROSENBLATT STADIUM - OMAHA, NEB.

MIAMI	AB	R	H	RBI	LSU	AB	R	H	RBI
Grimmett, cf	3	2	0	0	Williams, ss	4	0	1	0
Gomez, 2b	5	1	3	0	Koerner, cf	4	1	2	2
Burrell, 3b	4	1	1	1	Dunn, 3b	4	1	2	2
Rivero, rf/lf	3	1	1	1	Furniss, 1b	4	0	2	1
DeCelle, lf	4	0	2	3	Cooley, lf	5	0	1	0
Moore, rf	0	0	0	0	Wilson, dh	5	1	1	0
Marcinczyk, 1b	5	2	2	0	Bowles, rf	5	0	2	0
Cora, ss	5	0	3	3	Lanier, c	3	2	1	0
Saggese, dh	5	0	2	0	Morris, 2b	4	4	3	2
Gargiulo, c	3	1	0	0					
<b>TOTALS</b>	<b>37</b>	<b>8</b>	<b>14</b>	<b>8</b>	<b>TOTALS</b>	<b>38</b>	<b>9</b>	<b>15</b>	<b>7</b>

Miami 2 0 0 0 3 2 0 0 1 - 8 14 2  
LSU 0 0 3 0 0 0 2 2 2 - 9 15 2

Two outs, 1 runner on when game ended.  
E-Burrell, Rivero, Dunn, Furniss. LOB-Miami 9, LSU 10. 2B-Marcinczyk, Cora, Saggese, Wilson, Bowles, Morris. 3B-Cora. HR-Morris (1). SB-Gomez (28), Koerner (24), Lanier (2). CS-Koerner. S-Grimmett, Morris. SF-Burrell, Rivero, DeCelle, Koerner, Dunn.

MIAMI	IP	H	R	ER	BB	SO
Arteaga	6.2	10	5	3	2	7
Morrison (L, 4-2)	2.0	5	4	4	2	2

LSU	IP	H	R	ER	BB	SO
Shipp	5.2	11	7	5	3	3
Coogan (W, 6-0)	3.1	3	1	1	0	1

WP-Morrison. U-Graham, Christal, McKinney, Thompson, Gillmore, Jones. T-3:19. A-23,905.



The 1996 Tigers overcame a 7-3 deficit to defeat Miami in the CWS title game.

# 1997

**FINAL RECORD: 57-13**

## PLAYERS

Kurt Ainsworth, RHP  
 Jason Albritton, RHP  
 Blair Barbier, 2B  
 Bryon Bennett, OF  
 Tom Bernhardt, OF  
 Eric Berthelot, LHP  
 John Blancher, INF  
 Christian Bourgeois, 1B  
 Matt Colvin, LHP  
 Patrick Coogan, RHP  
 Brad Cresse, C  
 Casey Cuntz, 3B  
 Mike Daly, INF  
 Brian Daugherty, RHP  
 Wes Davis, OF  
 Chris Demouy, LHP  
 Clint Earnhart, C  
 Eddy Furniss, 1B  
 Jamin Garidel, C  
 Dan Guillory, RHP  
 Cedrick Harris, OF  
 Jeff Harris, RHP  
 Cody Hartshorn, RHP  
 Courtney Hernandez, C  
 Danny Higgins, INF  
 Conan Horton, C  
 David Hughes, LHP  
 Sonny Knoll, RHP  
 Mike Koerner, CF  
 Brandon Larson, SS  
 Antonio Leonardi-Cattolica, RHP  
 Jeff Lipari, 1B  
 Trey McClure, 3B  
 Joey Painich, RHP  
 Keith Polozola, INF  
 Kevin Shipp, RHP  
 Antoine Simon, OF  
 Johnnie Thibodeaux, INF  
 Doug Thompson, RHP  
 Drew Topham, INF  
 Jeremy Tyson, RHP  
 Jeremy Witten, OF

## COACHES

Skip Bertman - Head Coach  
 Jim Schwanke - Assistant Coach  
 Mike Bianco - Assistant Coach  
 Daniel Tomlin - Assistant Coach  
 Kurt Hester - Strength Coach  
 Dan Canevari - Admin. Assistant

## MANAGERS

Mike Boniol  
 Wes Penn

## TRAINERS

Shawn Eddy  
 Mike Eisen



On June 7, 1997, the LSU Fighting Tigers justified the pre-season status bestowed upon them by Baseball America magazine as college baseball's "Team of the '90s" by defeating Southeastern Conference rival Alabama, 13-6, in the championship game of the College World Series. The game was witnessed by a record crowd of 24,401 in Omaha's Rosenblatt Stadium.

LSU won its fourth NCAA championship of the 1990s (1991, 1993, 1996, 1997), and the Tigers became the first team to win back-to-back titles since Stanford accomplished the feat in 1987-88. Head coach Skip Bertman joined Rod Dedeaux of Southern California as the only coaches to win four College World Series championships. Bertman was named the 1997 National Coach of the Year, receiving that designation for the fifth time in his storied 14-year career.

Ironically, a month before the title match, the Crimson Tide humiliated the Tigers, 28-2,

the worst loss in LSU's 104-year baseball history. But in the CWS championship contest, the Tigers exploded to a 9-0 lead after two innings and never looked back. LSU won its eighth straight CWS game over two seasons, and the Tigers improved their mark in NCAA (regional and CWS) tournament championship games to a phenomenal 16-0.

Prior to the win over Alabama, the Tigers posted CWS victories over Rice (5-4) and Stanford (10-5 and 13-9). LSU batted .328 (45-for-137) in the Series with seven doubles and 10 home runs. The Tigers averaged better than 10 runs per game in the CWS, outscoring their opponents, 41-24.

The championship game completed a 57-13 campaign for Skip Bertman and his club, as the Tigers established the Southeastern Conference record for most victories in a season. LSU, which returned only two starting position players from its 1996 national championship club, also claimed the '97 SEC



The June 13, 1997, headline of the Baton Rouge Advocate heralds LSU's fourth CWS title.



Junior right-hander Patrick Coogan was the ace of the '97 staff as he posted a 14-3 record and a 4.46 ERA with 144 strikeouts in 125 innings.



## 1997 National Champions

Senior pitcher Brian Daugherty lifts the 1997 NCAA championship trophy at a special ceremony in the Pete Maravich Assembly Center. Nearly 8,000 fans welcomed the Tigers home the day after their triumph in Omaha, Neb.

championship, the school's sixth conference crown of the 1990s.

LSU roared to a blistering 19-0 start, establishing the SEC mark for most consecutive victories. The Tigers, who began the season ranked No. 8 (Collegiate Baseball) and No. 13 (Baseball America) in the pre-season polls, ascended to No. 1 by March 10, holding that position for 10 consecutive weeks.

After claiming the SEC title, LSU played host to the NCAA South I Regional, where the Tigers, after suffering a third-round loss to South Alabama, battled back to claim their ninth CWS berth in 12 seasons. LSU posted a thrilling 14-7, 11-inning victory over Long Beach State in an elimination game to force a rematch with South Alabama in the regional championship round. Needing two victories over USA, the Tigers launched eight homers in a doubleheader sweep en route to the regional title. LSU hit .339 (82-for-242) in its six regional games, outscoring the opposition 76-29 while unloading 20 home runs. Third baseman Trey McClure was named the regional's Most Outstanding Player, as he hit .435 (10-for-23) with five doubles, two homers and 10 RBI.

LSU completed the year with an NCAA-record 188 home runs, breaking the previous mark of 161 homers set by Brigham Young in 1988. The Tigers homered at least once in all 70 of their games.

All-American junior shortstop Brandon Larson enjoyed a remarkable season, batting .381 on the year with 40 homers and 118 RBI. He established SEC single-season records for homers, RBI and total bases (250), and he became just the fourth player in NCAA history to collect 40 or more homers in a season.

Patrick Coogan (14-3, 4.63 ERA, 144 K), a junior right-hander, earned first-team all-America honors, while first baseman Eddy Furniss (.378, 17 HR, 77 RBI) was a third-team all-America selection. Second baseman Blair Barbier (.353, 15 HR, 57 RBI) earned Freshman all-America recognition.

Also enjoying outstanding campaigns were junior center fielder Mike Koerner (.353, 22 HR, 69 RBI), senior right fielder Tom Bernhardt (.322, 17 HR, 49 RBI) and Doug Thompson (12-3, 4.63 ERA, 158 K), a junior right-hander who earned the victory in the national championship game.

The '97 Tigers magnificently maintained LSU's reign as the "Team of the '90s." Not since Southern California won five straight national titles in the 1970s was one school so dominant in the college baseball landscape.



Junior right-hander Doug Thompson was the winning pitcher in the 1997 national championship game, working the final 4.2 innings in the 13-6 win over Alabama.



Senior rightfielder Tom Bernhardt led LSU with a .615 batting average in the CWS.



## 1997 COLLEGE WORLD SERIES FACTS

### CWS RECORDS SET BY LSU

#### Most At-Bats (9-inn. game)

Both Teams, Championship Game -- 79, LSU vs. Alabama

#### Most Runs

Both Teams, Championship Game -- 19, LSU vs. Alabama

#### Most RBI

Both Teams, Championship Game -- 19, LSU vs. Alabama

#### Most Strikeouts (9-inn. game)

Both Teams, Championship Game -- 25, LSU vs. Alabama

### CWS RECORDS TIED BY LSU

#### Most Home Runs

Team, Game -- 5, LSU vs. Stanford

#### Most Pitchers Used

Team, Game -- 7, LSU vs. Stanford

#### Most Hit Batters

Both Teams, Game -- 4, LSU vs. Stanford

#### Most At-Bats (9-inn. game)

Individual, Championship Game --

6, Brandon Larson, LSU vs. Alabama

6, Mike Koerner, LSU vs. Alabama

#### Most Wild Pitches

Individual, Game -- 3, Patrick Coogan, LSU vs. Alabama

Team, Game -- 4, LSU vs. Alabama

#### Most Runs

Team, Championship Game -- 13, LSU vs. Alabama

#### Most RBIs

Team, Championship Game -- 13, LSU vs. Alabama

#### Most Doubles

Both Teams, Championship Game -- 6, LSU vs. Alabama

### 1997 COLLEGE WORLD SERIES ALL-TOURNAMENT TEAM

Catcher .....Matt Frick, Alabama

First Base .....Eddy Furniss, LSU

Second Base .....Joe Caruso, Alabama

Third Base .....Andy Phillips, Alabama

Shortstop .....Brandon Larson, LSU

Outfield .....Mike Koerner, LSU

Outfield .....Tom Bernhardt, LSU

Outfield .....G.W. Keller, Alabama

Designated Hitter .....Mark Peer, Alabama

Pitcher .....Jeff Austin, Stanford

Pitcher .....Jarrod Kingrey, Alabama

### MOST OUTSTANDING PLAYER

Brandon Larson, LSU

**LSU 5, Rice 4 - May 30, 1997****ROSENBLATT STADIUM - OMAHA, NEB.**

RICE (47-15)	AB	R	H	RBI	LSU (54-13)	AB	R	H	RBI			
Richards, 2b	4	0	1	0	Higgins, dh	3	0	0	0			
Cathey, ss	5	0	0	0	Barbier, 2b	2	1	1	0			
Berkman, 1b	4	1	1	0	Larson, ss	4	1	1	2			
Crosby, cf	4	1	0	0	Furniss, 1b	3	2	2	0			
Ford, rf	3	1	1	1	Koerner, cf	4	1	1	1			
McLaughlin, c	4	1	2	0	McClure, 3b	3	0	1	0			
Berg, dh	3	0	1	1	Bernhardt, rf	3	0	3	1			
Baker, 3b	3	0	2	2	Witten, pr/rf	0	0	0	1			
Savarino, lf	3	0	0	0	Davis, lf	3	0	0	0			
Mathews, ph	1	0	0	0	Horton, c	3	0	0	0			
TOTALS	34	4	8	4	TOTALS	28	5	9	5			
Rice	0	1	0	0	0	2	0	1	0	- 4	8	1
LSU	0	1	0	1	0	0	0	3	x	- 5	9	1

E—Richards, Larson. DP—Rice 4, LSU 1. LOB—Rice 7, LSU 5. 2B—Furniss. 3B—Berkman. HR—Larson (38). SB—Ford 2 (12), Higgins (7). S—Ford. SF—Witten.

<b>RICE</b>	<b>IP</b>	<b>H</b>	<b>R</b>	<b>ER</b>	<b>BB</b>	<b>SO</b>
Nichols	6	7	2	2	3	0
Anderson (L, 10-2)	2	2	3	2	2	2
<b>LSU</b>	<b>IP</b>	<b>H</b>	<b>R</b>	<b>ER</b>	<b>BB</b>	<b>SO</b>
Thompson	6	6	3	3	2	9
Demouy (W, 6-1)	3	2	1	0	0	2

Nichols faced one batter in the 7th.

WP—Nichols, Anderson, Thompson. PB—Horton 2. HBP—Baker by Thompson. U—Hernandez, Rodriguez, Davis, Magnusson. T—2:31. A—20,551.

**LSU 10, Stanford 5 - June 1, 1997****ROSENBLATT STADIUM - OMAHA, NEB.**

LSU (55-13)	AB	R	H	RBI	STANFORD (44-19)	AB	R	H	RBI			
Higgins, dh	3	1	1	0	Kilburg, lf	3	1	0	0			
Polozola, ph	1	0	0	0	Muth, rf	4	0	1	1			
Barbier, 2b	4	0	0	0	Hochgesang, 3b	4	0	0	0			
Larson, ss	5	3	3	3	Schaeffer, c	4	0	1	2			
Furniss, 1b	4	3	2	2	Gall, dh	3	1	1	0			
Koerner, cf	5	0	2	1	Gerut, cf	4	1	1	0			
McClure, 3b	4	0	0	1	Quaccia, 1b	4	0	1	1			
Bernhardt, rf	4	0	1	0	Schrager, 2b	2	1	1	1			
Witten, rf	0	0	0	0	Clark, ph	1	0	0	0			
Davis, lf	4	2	1	1	Pecci, ss	3	1	1	0			
Earnhart, c	3	1	2	2								
Cresse, ph/c	1	0	0	0								
TOTALS	38	10	12	10	TOTALS	32	5	7	5			
LSU	3	0	0	2	2	0	2	1	0	- 10	12	1
Stanford	0	0	0	0	2	0	0	3	0	- 5	7	0

E—Larson. DP—LSU 1. LOB—LSU 4, Stanford 3. 2B—Koerner 2, Bernhardt, Gerut. HR—Larson 2 (40), Furniss (17), Davis (16), Earnhart (6). SB—Larson (9), Koerner (16). CS—Kilburg. SF—Schrager.

<b>LSU</b>	<b>IP</b>	<b>H</b>	<b>R</b>	<b>ER</b>	<b>BB</b>	<b>SO</b>
Coogan (W, 14-3)	7.1	6	5	3	1	6
Daugherty	1.2	1	0	0	0	0
<b>STANFORD</b>	<b>IP</b>	<b>H</b>	<b>R</b>	<b>ER</b>	<b>BB</b>	<b>SO</b>
Peterson (L, 11-3)	5	9	7	7	1	4
Cogan	3	3	3	3	1	2
Koons	1	0	0	0	0	1

WP—Coogan. HBP—Barbier by Peterson, Kilburg by Coogan. U—Davis, Mascorro, Hernandez, Garman. T—2:42. A—23,867.

**LSU 13, Stanford 9 - June 4, 1997****ROSENBLATT STADIUM - OMAHA, NEB.**

STANFORD (45-20)	AB	R	H	RBI	LSU (56-13)	AB	R	H	RBI			
Kilburg, lf/rf	3	2	1	1	Higgins, dh	3	2	0	0			
Muth, rf	4	2	3	0	Barbier, 2b	3	2	2	2			
Clark, ph/lf	1	0	0	0	Larson, ss	4	1	1	0			
Salter, ph	1	0	0	0	Furniss, 1b	3	2	1	2			
Hochgesang, 3b	5	1	3	5	Koerner, cf	3	3	2	5			
Quaccia, 1b	5	0	1	0	McClure, 3b	3	0	0	1			
Gall, dh	4	0	1	0	Cuntz, ph/3b	2	0	0	0			
Gerut, cf	5	1	2	0	Bernhardt, rf	2	2	1	1			
Schaeffer, c	4	1	0	0	Witten, rf	1	0	0	0			
Schrager, 2b	4	0	1	1	Davis, lf	3	1	1	0			
Pecci, ss	5	2	4	1	Earnhart, c	4	0	1	1			
TOTALS	41	9	16	8	TOTALS	31	13	9	12			
Stanford	0	0	0	0	4	0	3	0	2	- 9	16	1
LSU	0	2	4	1	4	0	0	2	x	- 13	9	1

E—Hutchinson, Larson. DP—LSU 2. LOB—Stanford 11, LSU 6. 2B—Gall, Schrager, Davis. HR—Hochgesang (17), Koerner 2 (22). SB—Barbier (4), Koerner (17), Davis (12), Earnhart (7). SF—Koerner, Bernhardt.

<b>STANFORD</b>	<b>IP</b>	<b>H</b>	<b>R</b>	<b>ER</b>	<b>BB</b>	<b>SO</b>
Hutchinson (L, 8-4)	2	2	6	5	4	4
Cogan	2	3	2	2	1	1
Peterson	4	4	5	5	2	7
<b>LSU</b>	<b>IP</b>	<b>H</b>	<b>R</b>	<b>ER</b>	<b>BB</b>	<b>SO</b>
Thompson	4.1	8	4	4	1	3
Demouy	2	5	3	2	0	0
Shipp	0.2	0	0	0	2	1
Painich	0.1	0	0	0	1	0
Berthelot (W, 7-3)	1.1	1	1	1	0	3
Daugherty	0	2	1	1	0	0
Coogan (S, 3)	0.1	0	0	0	1	1

Cogan faced one batter in the 5th. Shipp faced one batter in the 8th.

Daugherty faced three batters in the 9th

WP—Demouy. HBP—Bernhardt by Hutchinson, Larson by Hutchinson, Higgins by Cogan, Schaeffer by Daugherty. U—Rodriguez, Mascorro, Hernandez, Garman. T—3:18. A—22,218.

**LSU 13, Alabama 6 - June 7, 1997****ROSENBLATT STADIUM - OMAHA, NEB.**

ALABAMA (56-14)					LSU (57-13)								
AB	R	H	RBI		AB	R	H	RBI					
Tidwell, cf	3	2	2	0	Higgins, dh	4	1	2	3				
Caruso, 2b	4	1	3	4	Barbier, 2b	5	1	1	0				
Phillips, 3b	5	0	1	0	Larson, ss	6	1	2	3				
Mohr, rf	4	0	1	0	Furniss, 1b	5	1	3	0				
Keller, lf	4	1	0	0	Koerner, cf	6	2	2	1				
Frick, c	5	1	1	0	McClure, 3b	3	1	0	0				
Tucker, 1b	4	0	1	2	Bernhardt, rf	4	3	3	3				
Peer, dh	4	1	1	0	Witten, rf	0	0	0	0				
Duncan, ss	4	0	1	0	Davis, lf	4	1	1	3				
					Earnhart, c	2	0	0	0				
					Horton, c	1	2	1	0				
TOTALS	39	6	11	6	TOTALS	40	13	15	13				
Alabama	0	0	2	2	0	0	0	2	0	-	6	11	3
LSU	6	3	0	0	0	2	1	1	x	-	13	15	1

E—Caruso, Duncan, Henderson, McClure. DP—Alabama 1, LSU 1. LOB—Alabama 9, LSU 13. 2B—Caruso, Phillips, Tucker, Peer, Bernhardt, Davis. HR—Caruso (15), Higgins (11), Bernhardt (17). SB—Caruso (13).

<b>ALABAMA</b>	<b>IP</b>	<b>H</b>	<b>R</b>	<b>ER</b>	<b>BB</b>	<b>SO</b>
Daniel (L, 5-1)	0.2	5	5	4	0	0
Kingrey	3.2	5	4	0	6	4
Henderson	2.1	4	3	2	1	4
Hurst	1.1	1	1	1	2	2
<b>LSU</b>	<b>IP</b>	<b>H</b>	<b>R</b>	<b>ER</b>	<b>BB</b>	<b>SO</b>
Coogan	4.1	6	4	4	1	8
Thompson (W, 12-3)	4.2	5	2	2	1	7

WP—Coogan 3, Thompson. PB—Earnhart, Horton. HBP—Keller by Coogan, McClure by Henderson. U—Davis, Garman, Magnusson, Hernandez, Mascorro, Rodriguez. T—3:15. A—24,401.



# 2000

**FINAL RECORD: 52-17**

## PLAYERS

Jeremy Alford, OF  
 Blair Barbier, 3B  
 Christian Bourgeois, OF  
 Billy Brian, P  
 Victor Brumfield, INF  
 Brad Cresse, C  
 Mike Daly, INF  
 Brad David, P  
 Thomas Evans, INF  
 Mike Fontenot, 2B  
 Jamin Garidel, C  
 Hunter Gomez, P  
 Weylin Guidry, P  
 Cedrick Harris, OF  
 Brad Hawpe, 1B  
 Trey Hodges, P  
 Ryan Jorgensen, C  
 Jeff Lipari, 1B  
 Jeremy Loftice, P  
 Billy McBride, OF  
 Heath McMurray, P  
 Nathan Meiners, C  
 David Miller, P  
 Tommy Morel, OF  
 Tim Nugent, P  
 Bo Pettit, P  
 Wally Pontiff, OF  
 David Raymer, OF  
 Ryan Richard, P  
 Ben Saxon, P  
 Jason Scobie, P  
 David Shank, P  
 Antoine Simon, OF  
 Chucky Son, P  
 Brian Tallet, P  
 Sam Taulli, P  
 Ryan Theriot, SS  
 Johnnie Thibodeaux, OF  
 Chad Vaught, P  
 Jeremy Witten, OF  
 Ray Wright, OF  
 Shane Youman, P

## COACHES

Skip Bertman - Head Coach  
 Dan Canevari - Assistant Coach  
 Turtle Thomas - Assistant Coach  
 Bill Dailey - Assistant Coach  
 Curtis Tsuruda - Strength Coach  
 Bill Franques - Admin. Assistant

## MANAGERS

Jody Autery  
 Mike Boniol  
 Johnny Collins  
 Wes Penn  
 Joey Quillo

## TRAINERS

Shawn Eddy  
 Shaun Duhe



Trailing Stanford 5-2 with one out in the bottom of the eighth inning of the 2000 national championship game, the LSU Tigers appeared to have little hope, especially with Cardinal ace Justin Wayne on the mound. Wayne had subdued LSU's bats, allowing no hits while recording seven strikeouts in 3.1 relief innings. In fact, Wayne and Stanford starter Jason Young had combined to hold the Tigers hitless since the second inning, when left fielder Jeremy Witten singled during a two-run LSU rally.

LSU's only highlight after the second inning had come on defense, when right fielder Ray Wright robbed Stanford's Edmund Muth of a third-inning, two-run homer by leaping above the wall to make a sensational catch.

Thus, when LSU team captain Blair Barbier stepped to the plate with one out in the eighth, everything pointed toward a Stanford victory celebration. After all, the Cardinal were just five outs away from a

national championship with arguably the best pitcher in the country on the mound.


Barbier, undaunted, envisioned a much different scenario. Prior to the inning, he had gathered his teammates in the dugout, imploring them to remain focused, asking them, "DO YOU BELIEVE?" He hoped his words would spark a positive reaction, yet he knew they would be meaningless should he fail in this at-bat, likely the final at-bat of the senior third baseman's brilliant college career.

So, Barbier stood in against Wayne and battled for his team's survival. He stubbornly fouled off several two-strike offerings, before finally ripping a line drive over the left field wall of Rosenblatt Stadium. Barbier's solo shot was his third homer of the College World Series, and the Tigers had life, now down by two runs.

Wally Pontiff then drew a walk from Wayne, but the Stanford right-hander retired center fielder Cedrick Harris on a



The June 18, 2000, headline of the Baton Rouge Sunday Advocate heralds LSU's CWS title.



Pitcher Trey Hodges was voted the Most Outstanding Player of the 2000 CWS.



The Tigers posted a 52-17 record, including a 13-0 postseason mark.



fly ball to right field for the second out. Witten, who was hitting just .200 (3-for-15) in the CWS, would be Wayne's next challenge.

In his only other at-bat against Wayne, Witten, a fifth-year senior, fanned on just three pitches. And, in this at-bat, Witten again quickly fell behind in the count. Knowing that this was perhaps the final at-bat of his college career, indeed the final at-bat of his entire baseball career, Witten would not succumb to Wayne's darting slider. Instead, he launched a soaring liner into the left-center field seats, just out of the reach of Cardinal left fielder Andy Topham.

The Rosenblatt Stadium crowd of over 24,000 erupted as Witten triumphantly rounded the bases, celebrating just his seventh homer of the season. LSU 5, Stanford 5 . . . and the drama was just beginning.

Wayne retired Wright on a liner to left to end the eighth inning, but Stanford could not recover its lost momentum. LSU right-hander Trey Hodges, who had kept the Tigers in the game with three scoreless relief innings, easily retired the Cardinal in the top of the ninth, setting the stage for the game's final act.

LSU shortstop Ryan Theriot grounded Wayne's first pitch of the ninth into left field to place the winning run on first base. Head coach Skip Bertman, electing not to bunt Theriot down to second base, allowed second

baseman Mike Fontenot to swing away. Fontenot skillfully drew a full-count walk from Wayne, placing the Tigers' destiny in the potent bat of catcher Brad Cresse.

Cresse, like Barbier and Witten before him, was standing at the plate for the final time in an LSU uniform. The nation's leader in home runs (30) and RBI (105), the senior was just 1-for-12 in the College World Series. He had struck out in his two previous at-bats against Wayne, who desperately needed a double play to work his way out of the jam.

As he had in his first two encounters with Cresse, Wayne opened with his devastating slider. Strike one. Wayne fired the slider again, but this time Cresse smashed it, sending the ball sharply into left field. Theriot raced around third base as Topham picked up the ball and heaved it toward home plate. But, the throw was up the line and Theriot slid safely across the plate as his teammates burst from the third-base dugout to embrace him. The wave of jubilant Tigers then moved to the infield, engulfing Cresse at first base.

LSU 6, Stanford 5. The Tigers had secured the school's fifth NCAA title since 1991 with a courageous effort, scoring four runs in their final two at-bats to erase a three-run deficit. Blair Barbier's eighth-inning challenge to his teammates was answered in resounding fashion. The 2000 LSU Tigers, without question, did believe.



Team captain Blair Barbier displays the NCAA Championship trophy to the throng of fans that welcomed home the Tigers.

## 2000 COLLEGE WORLD SERIES FACTS

### CWS RECORDS SET OR TIED BY LSU Records Broken

Hit Batters, Game, Both Teams - 6, Stanford (4) vs. LSU (2), June 17

Balks, Series, Team - 3, LSU

### Records Tied

Hit by Pitch, Series, Individual - 3, Blair Barbier, LSU

Balks, Series, Individual - 2, Trey Hodges, LSU

### 2000 COLLEGE WORLD SERIES ALL-TOURNAMENT TEAM

Catcher .....	Beau Craig, Southern California
First Base .....	Craig Thompson, Stanford
Second Base .....	Mike Fontenot, LSU
Third Base .....	Blair Barbier, LSU
Shortstop .....	Ryan Theriot, LSU
Outfield .....	Steven Feehan, Louisiana-Lafayette
Outfield .....	Edmund Muth, Stanford
Outfield .....	Joe Borchard, Stanford
Designated Hitter .....	Brad Hawpe, LSU
Pitcher .....	Trey Hodges, LSU
Pitcher .....	Jon McDonald, Florida State

### MOST OUTSTANDING PLAYER

Trey Hodges, LSU



2000 CWS Box Scores

LSU 13, Texas 5 - June 10, 2000  
ROSENBLATT STADIUM, OMAHA, NEB.

TEXAS 5 (46-20)	AB	R	H	RBI	LSU 13 (49-17)	AB	R	H	RBI			
West, ss	4	1	0	0	Theriot, ss	5	2	2	0			
Nicholson, 2b	4	2	2	1	Fontenot, 2b	4	2	3	2			
Emond, cf	4	0	1	1	Cresse, c	3	1	0	1			
Anderson, c	3	1	1	2	Jorgensen, c	0	0	0	0			
Hubele, dh	3	0	0	0	Hawpe, 1b	4	2	1	1			
France, ph	1	0	0	0	Barbier, 3b	4	3	3	4			
Ontiveros, 1b	4	1	2	0	Pontiff, dh	3	1	2	1			
Brooks, 3b	3	0	1	0	Harris, cf	5	1	2	2			
Houser, ph	1	0	0	0	Witten, lf	5	0	1	2			
Pumo, lf	3	0	1	0	Wright, rf	4	1	0	0			
Carmichael, ph	1	0	1	0								
TOTALS	35	5	9	5	TOTALS	37	13	14	13			
Texas	0	1	0	0	1	1	0	2	0	5	9	1
LSU	4	1	0	0	1	6	1	0	x	13	14	1

E—West (10), Jorgensen (5). DP-LSU 1. LOB-Texas 5, LSU 7. 2B-Emond (11), Ontiveros (22), Theriot (14), Fontenot (12), Hawpe (36), Barbier (14), Witten (15). HR-Anderson (1), Fontenot (17), Barbier 2 (8). SB-West (23), Theriot (7). SF-Anderson (5), Cresse (5).

TEXAS	IP	H	R	ER	BB	SO
Hale (L, 12-6)	5.2	10	8	7	3	4
Tomlinson	0	0	3	3	3	0
Clark	2.1	4	2	2	0	2
LSU	IP	H	R	ER	BB	SO
Tallet (W, 15-3)	7.1	8	5	5	1	2
Gomez	1.2	1	0	0	0	2

Tomlinson faced three batters in the 6th  
WP—Tallet (12). Umpires - Al Davis, David Wiley, Scott Graham, Joe Bureson. Start: 6:07 p.m. Time: 3:03 Att.-23975

LSU 10, Southern California 4 - June 12, 2000  
ROSENBLATT STADIUM, OMAHA, NEB.

LSU 10 (50-17)	AB	R	H	RBI	USC 4 (44-19)	AB	R	H	RBI
Theriot, ss	5	3	3	3	Davidson, ss	4	0	1	1
Fontenot, 2b	4	2	1	0	Garibaldi, rf	3	0	1	0
Cresse, c	3	0	0	0	Gemoll, 3b	4	1	1	0
Hawpe, 1b	5	2	3	6	Craig, c	4	1	1	2
Barbier, 3b	3	0	0	1	Lunetta, 2b	4	0	0	0
Pontiff, dh	4	0	0	0	Persell, dh	4	0	2	0
Harris, cf	5	1	1	0	Concepcion, 1b	4	1	1	1
Witten, lf	5	1	1	0	Barre, cf	2	1	0	0
Wright, rf	2	1	0	0	Peavey, ph	0	0	0	0
Thibodeaux, ph	0	0	0	0	Montanez, lf	3	0	0	0
McBride, rf	0	0	0	0					
TOTALS	36	10	9	10	TOTALS	32	4	7	4
LSU	0	0	0	0	0	3	2	5	0
USC	0	0	0	2	1	0	1	0	0

E—Gemoll (9), Lunetta (13), Prior 2 (1). DP-USC 1. LOB-LSU 7, USC 5. HR-Hawpe 2 (11), Craig (18), Concepcion (8). SH Thibodeaux (1), Montanez (4).

LSU	IP	H	R	ER	BB	SO
Saxon	3	3	2	2	1	4
Hodges (W, 4-2)	6	4	2	2	1	3
USC	IP	H	R	ER	BB	SO
Prior (L, 10-7)	6.2	4	5	5	3	7
Flores	0.2	3	2	2	1	0
Petke	0	1	1	1	0	0
Todd	0	0	1	1	1	0
Montrenes	0.2	1	1	1	0	2
Bannister	1	0	0	0	0	0

Saxon faced two batters in the 4th. Petke faced one batter in the 8th. Todd faced one batter in the 8th.  
BK-Hodges. HBP-by Prior (Barbier), by Prior (Pontiff), by Hodges (Peavey). Umpires - Scott Graham, Al Davis, David Wiley, Dan Mascorro. Start - 2:08 p.m. Time - 3:09 Att. - 16000

LSU 6, Florida State 3 - June 15, 2000  
ROSENBLATT STADIUM, OMAHA, NEB.

FLA. ST. 3 (53-19)	AB	R	H	RBI	LSU 6 (51-17)	AB	R	H	RBI			
Smith, rf	5	1	2	0	Theriot, ss	4	0	1	0			
Griffin, lf	4	0	2	2	Fontenot, 2b	2	2	1	0			
McDougall, 2b	4	0	2	0	Cresse, c	4	1	1	0			
Barthelemy, 1b	5	0	1	0	Hawpe, 1b	3	2	2	2			
Jernigan, cf	2	1	0	0	Barbier, 3b	3	0	1	1			
Balet, 3b	4	0	1	0	Pontiff, dh	4	0	0	0			
Halliday, dh	3	0	0	0	Harris, cf	4	0	1	2			
Futrell, ph	1	0	0	0	Witten, lf	3	0	0	0			
Boyd, ph	1	0	0	0	Wright, rf	3	1	2	1			
Groves, ss	3	0	1	1								
McCaleb, c	1	1	0	0								
TOTALS	33	3	9	3	TOTALS	30	6	9	6			
Florida State	0	0	0	0	0	1	0	2	0	3	9	0
LSU	1	0	0	1	1	0	0	3	x	6	9	1

E—Barbier (17). DP-FSU 1, LSU 2. LOB-FSU 13, LSU 4. 2B-Smith (28), McDougall (23), Cresse (21). HR-Hawpe (12), Wright (4). SB-Jernigan (14), Fontenot (8). CS-Barbier (3), Wright (3).

FLORIDA STATE	IP	H	R	ER	BB	SO
Varnes (L, 11-4)	7.1	8	6	6	3	2
Lynch	0.1	1	0	0	0	1
Whidden	0.1	0	0	0	0	0
LSU	IP	H	R	ER	BB	SO
Gomez	5.1	6	1	1	4	3
Brian	0.2	0	0	0	1	0
Youman	1.2	3	2	2	1	1
Guidry (W, 1-2)	0.2	0	0	0	2	0
Hodges (S, 2)	0.2	0	0	0	0	1

WP—Youman (4). PB-Cresse (4). BK-Gomez (2). HBP-by Gomez (Jernigan), by Youman (Jernigan), by Varnes (Barbier). Umpires - Tony Maners, Joe Bureson, Al Davis, David Wiley. Start - 6:22 p.m. Time - 3:09 Att. - 19209

LSU 6, Stanford 5 - June 17, 2000  
ROSENBLATT STADIUM, OMAHA, NEB.

STANFORD 5 (50-16)	AB	R	H	RBI	LSU 6 (52-17)	AB	R	H	RBI			
Thompson, 1b	5	1	3	4	Theriot, ss	5	1	1	1			
Bruntlett, ss	4	0	1	0	Fontenot, 2b	3	0	1	0			
Muth, cf	4	0	0	0	Cresse, c	3	0	1	1			
Gall, 3b	5	0	2	1	Hawpe, 1b	3	0	0	0			
Borchard, rf	4	0	0	0	Barbier, 3b	3	1	1	1			
O'Riordan, 2b	5	1	2	0	Pontiff, dh	3	2	1	0			
Topham, lf	5	1	2	0	Harris, cf	4	1	1	1			
VanZandt, dh	4	0	1	0	Witten, lf	3	1	2	2			
Alvarado, c	3	2	2	0	Wright, rf	3	0	0	0			
TOTALS	39	5	13	5	TOTALS	30	6	8	6			
Stanford	0	0	0	4	0	1	0	0	0	5	13	0
LSU	0	2	0	0	0	0	0	3	1	6	8	0

DP-Stanford 1. LOB-Stanford 11, LSU 9. 2B-Thompson (21), VanZandt (6), Fontenot (13), Pontiff (20). HR-Thompson (12), Barbier (9), Witten (7). SB-Bruntlett (11). CS-O'Riordan (1). SH-Wright (2).

STANFORD	IP	H	R	ER	BB	SO
Young	4	4	2	2	1	2
Wayne (L, 15-4)	4	4	4	4	3	7
LSU	IP	H	R	ER	BB	SO
Tallet	5	11	5	5	1	4
Hodges (W, 5-2)	4	2	0	0	1	4

BK-Hodges (4). HBP-by Young (Cresse), by Tallet (Alvarado), by Young (Witten), by Hodges (Borchard), by Wayne (Barbier), by Wayne (Fontenot). Umpires - Scott Graham, Al Davis, Joe Bureson, Dan Mascorro, Tony Maners, David Wiley. Start - 1:40 p.m. Time - 3:42 Att. - 24282



LSU defeated Stanford, 6-5, to win the 2000 CWS title.

# 2009

**FINAL RECORD: 56-17**

## PLAYERS

Ben Alsup, RHP  
 Paul Bertuccini, RHP  
 Daniel Bradshaw, RHP  
 Ryan Byrd, LHP  
 Nolan Cain, RHP  
 Louis Coleman, RHP  
 Blake Dean, OF/DH  
 Wet Delatte, INF  
 Beau Didier, INF  
 Johnny Dishon, OF  
 Grant Dozar, INF  
 Kevin Farnsworth, C  
 Micah Gibbs, C  
 Tyler Hanover, INF  
 Buzzy Haydel, INF  
 Derek Helenihi, INF  
 Chad Jones, OF/LHP  
 Leon Landry, OF  
 DJ LeMahieu, INF  
 Mikie Mahtook, OF  
 Spencer Mathews, RHP  
 Chris Matulis, LHP  
 Chris McGhee, INF  
 Jared Mitchell, OF  
 Jordan Nicholson, RHP  
 Austin Nola, INF  
 Sean Ochinko, INF/C  
 Matty Ott, RHP  
 Nicholas Pontiff, OF  
 Anthony Ranaudo, RHP  
 Shane Riedie, RHP  
 Austin Ross, RHP  
 Ryan Schimpf, INF/OF  
 Randy Zeigler, LHP

## COACHES

Paul Mainieri — Head Coach  
 David Grewe — Associate Head Coach  
 Javi Sanchez — Assistant Coach  
 Will Davis — Assistant Coach  
 Ross Brezovsky — Coordinator of Operations  
 Kyle Beerbohm — Undergraduate Assistant Coach  
 Jeremy Phillips — Strength Coach

## MANAGERS

Matthew Montgomery  
 Ryan Latuso  
 A.J. Million  
 Josh Pope

## TRAINERS

Beau Lowery — Head Trainer  
 Craig Chelette — Student Trainer  
 Erin Sutton — Student Trainer



LSU coach Paul Mainieri directed the 2009 Tigers to the College World Series title, posting a 56-17 overall record, including a 10-1 mark in NCAA Tournament competition. The Tigers defeated Texas in the CWS Championship Finals to win the national title, LSU's sixth CWS championship and its first since 2000. Mainieri also guided his squad to the 2009 Southeastern Conference regular-season and tournament titles. The 2009 season was a magnificent year that began with LSU ranked No. 1 in the polls and ended with the Tigers still occupying college baseball's summit. The Tigers improved to 6-0 in winner-take-all games for the CWS championship, also claiming national titles in 1991, 1993, 1996, 1997 and 2000.

LSU in 2009 won its first Southeastern Conference regular-season title since 2003, posting a 20-10 SEC mark. The Tigers then became the first league school since

Alabama in 2002-03 to win consecutive SEC Tournament titles.

LSU played host to the 2009 NCAA Baton Rouge Regional, where the Tigers defeated Southern, Baylor and Minnesota to set up a Super Regional matchup versus Rice in Alex Box Stadium. LSU swept two games from the Owls, earning a berth to the CWS for the second straight season and for the 15th time in school history.

The Tigers defeated Virginia in their CWS opener and recorded two wins over Arkansas to advance to the CWS Championship Finals versus Texas. Trailing 6-4 in the ninth inning of Game 1, the Tigers staged a dramatic two-run rally and eventually prevailed, 7-6, in 11 innings. The Longhorns posted a 5-1 win in Game 2; however, LSU overwhelmed UT, 11-4, in the deciding game to claim the NCAA championship trophy.

Three LSU pitchers earned All-America



Paul Mainieri guided the Tigers to the 2009 College World Series title and earned National Coach of the Year recognition.

Anthony Ranaudo posted two CWS wins, including a victory over Texas in the deciding game of the Championship Series.





## 2009 National Champions

recognition in 2009 – right-handers Louis Coleman, Anthony Ranaudo and Matty Ott. Coleman was the '09 SEC Pitcher of the Year, recording a 14-2 record, a 2.93 ERA and 142 strikeouts in 129 innings. Coleman finished the season ranked No. 2 in the nation in wins and No. 4 in strikeouts.

Ranaudo, an all-SEC selection and a member of the College World Series all-tournament team, was 12-3 on the year with a 3.04 ERA and 159 strikeouts in 124.1 innings. Ranaudo was No. 3 in the nation in strikeouts, and he became the first LSU pitcher to lead the SEC in Ks since Kurt Ainsworth in 1999.

Ott, the SEC Co-Freshman of the Year, established an LSU single-season record with 16 saves. A finalist for the NCBWA Stopper of the Year award, Ott posted a 4-2 mark and a 2.68 ERA with six walks and 69 strikeouts in 50.1 innings.

Junior outfielder Jared Mitchell finished his career No. 2 on the all-time LSU steals list with 70. He trails only Rob Hartwig, who had 73 steals from 1986-87.

Mitchell's 36 steals in 2009 marks the second-highest single season total in LSU history – Hartwig has the single-season mark with 42 in 1987.

LSU DH/OF Blake Dean completed the 2009 season ranked No. 8 on the all-time LSU home run list with 44 dingers. He is No. 6 on the LSU career RBI list with 190.

LSU OF/1B Ryan Schimpf finished his career No. 10 on the all-time LSU home run list with 38 career dingers. Schimpf had three home runs in the 2009 College World Series, marking the first time an LSU player hit three homers in the CWS since former first baseman Brad Hawpe launched three dingers in Omaha in 2000. Schimpf had 22 homers in 2009, the 10th-highest single-season total in LSU history.

LSU's final baseball attendance figure for the 2009 season topped the 400,000 mark, shattering the previous school attendance record. LSU's total paid attendance for the '09 season in the New Alex Box Stadium was 403,056 for 42 games, an average of 9,596 per game.

**Pitcher Louis Coleman reacts after striking out the final Texas hitter to clinch the 2009 National Championship.**



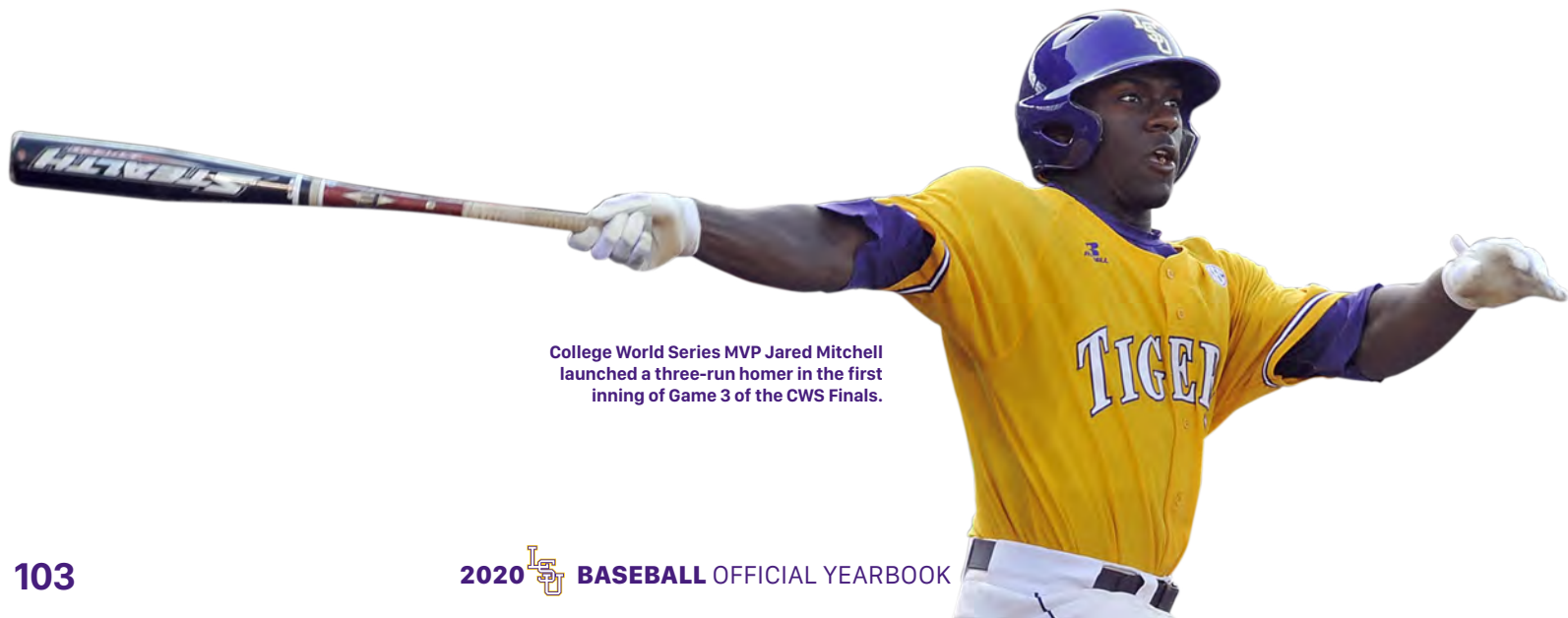
## 2009 COLLEGE WORLD SERIES ALL TOURNAMENT TEAM

C	Cameron Rupp, Texas
1B	Dustin Ackley, North Carolina
2B	<b>DJ LeMahieu, LSU</b>
3B	Kyle Seager, North Carolina
SS	Tyler Cannon, Virginia
OF	Kole Calhoun, Arizona St.
OF	<b>Jared Mitchell, LSU</b>
OF	<b>Ryan Schimpf, LSU</b>
DH	Russell Moldenhauer, Texas
P	<b>Anthony Ranaudo, LSU</b>
P	Taylor Jungmann, Texas

**MOST OUTSTANDING PLAYER**  
**Jared Mitchell, LSU**



The 2009 Tigers won 15 of their final 16 games en route to the national championship.



College World Series MVP Jared Mitchell launched a three-run homer in the first inning of Game 3 of the CWS Finals.

**LSU 9, Virginia 5 - June 13, 2009**

ROSENBLATT STADIUM, OMAHA, NEB.

VIRGINIA	AB	R	H	RBI	LSU	AB	R	H	RBI
Parker cf	3	0	0	0	LeMahieu 2b	5	2	3	1
Gosselin lf	5	0	0	0	Schimpf lf	4	2	2	2
Hultzen p/dh	5	0	1	1	Dean dh	4	1	1	1
Grovatt rf	4	0	1	0	Gibbs c	5	1	3	2
Proscia 3b	4	1	1	1	Mahtook cf	4	1	3	0
Cannon ss	4	2	3	0	Ochinko 1b	4	1	1	3
Hicks 1b	5	0	1	0	Mitchell rf	3	0	0	0
Valdes c	5	1	3	2	Helenihi 3b	4	0	1	0
Werman 2b	5	1	4	1	Nola ss	2	1	0	0
TOTALS	40	5	14	5	TOTALS	35	9	14	9

Virginia	0	0	1	1	2	0	1	0	0	-	5	14	1
LSU	1	0	2	0	3	0	0	3	X	-	9	14	0

E - Proscia, S.(12). DP - Virginia 1. LOB - Virginia 14; LSU 7. 2B - Valdes, F.(13); Werman, K.(1); Schimpf(18); Dean(17). 3B - Cannon, T.(5). HR - Proscia, S.(10); Valdes, F.(6); Schimpf(20); Ochinko(8). HBP - Proscia, S.; Nola. SH - Schimpf(4). SF - Dean(10). CS - Hicks, J.(4); LeMahieu(4) Helenihi(1).

VIRGINIA	IP	H	R	ER	BB	SO	LSU	IP	H	R	ER	BB	SO
Hultzen	3.0	7	3	3	1	5	Ranaudo	3.1	5	2	2	4	3
Packer	3.0	5	3	3	1	4	Bertuccini	1.1	4	2	2	0	1
Wilson	2.0	2	3	3	0	1	Ross	2.0	4	1	1	0	2
							Jones	0.1	0	0	0	1	0
							Coleman	1.0	0	0	0	0	1
							Ott	1.0	1	0	0	0	1

Win - Ross (6-7). Loss - Packer, M. (3-5). Save - None. WP - Ranaudo(7). HBP - by Coleman (Proscia, S.); by Wilson, T. (Nola). Umpires - HP: Steve Manders 1B: Jeff Henrichs 2B: Joe Burleson 3B: Darrin Sealey Start: 6:10 pm Time: 3:40 Attendance: 24904

**LSU 9, Arkansas 1 - June 15, 2009**

ROSENBLATT STADIUM, OMAHA, NEB.

LSU	AB	R	H	RBI	ARKANSAS	AB	R	H	RBI
Parker cf	3	0	0	0	Leavitt lf/rf	5	0	1	0
LeMahieu 2b	5	2	3	0	Tschepikow ss	5	1	2	0
Schimpf lf/rf	2	2	1	1	Lyons dh	5	0	2	0
Haydel ph/1b	1	0	0	0	Wilkins 1b	2	0	1	1
Dean dh	3	1	1	2	Cox 3b	4	0	0	0
McGhee pr	0	0	0	0	Bigham 2b	2	0	0	0
Gibbs c	5	1	2	0	Darr rf	1	0	0	0
Mahtook cf	4	2	1	3	House ph/lf	3	0	2	0
Mitchell rf	5	0	3	1	McCann c	4	0	1	0
Pontiff rf	0	0	0	0	Cisterna c	0	0	0	0
Ochinko 1b	4	0	0	0	Kuhn cf	2	0	0	0
Landry ph/lf	1	0	0	0	Sample ph/lf	2	0	0	0
Helenihi 3b	5	0	0	0					
Nola ss	5	1	2	1					
TOTALS	40	9	13	8	TOTALS	35	1	9	1

LSU	3	1	0	0	0	5	0	0	0	-	9	13	0
Arkansas	1	0	0	0	0	0	0	0	0	-	1	9	2

E - House(5); Kuhn(3). LOB - LSU 11; Arkansas 11. 2B - Schimpf(19); Mitchell 2(14); Tschepikow 2(12); Wilkins(18). HR - Dean(16); Mahtook(7); Nola(3). HBP - Schimpf. SF - Wilkins(3). SB - LeMahieu(11); Tschepikow(17); Wilkins(8).

LSU	IP	H	R	ER	BB	SO	ARKANSAS	IP	H	R	ER	BB	SO
Coleman	6.0	6	1	1	3	7	Eibner	1.2	5	4	4	2	1
Bradshaw	2.0	2	0	0	0	1	Forrest	4.0	4	3	3	1	2
Cain	1.0	1	0	0	0	2	Murphy	1.1	3	2	1	1	1
							Wells	2.0	1	0	0	2	2

Win - Coleman (14-2). Loss - Eibner (5-5). Save - None. HBP - by Forrest (Schimpf). Umpires - HP: Joe Burleson 1B: Darrin Sealey 2B: Steve Manders 3B: Jeff Henrichs Start: 6:08 pm Time: 3:24 Attendance: 23417

**LSU 14, Arkansas 5 - June 19, 2009**

ROSENBLATT STADIUM, OMAHA, NEB.

LSU	AB	R	H	RBI	ARKANSAS	AB	R	H	RBI
LeMahieu 2b/ss	5	2	1	0	Leavitt lf	5	1	3	3
Schimpf lf/rf	5	2	3	1	Lyons dh	4	0	0	0
Haydel ph/2b	1	0	1	0	Carver ss	1	0	0	0
Dean dh	4	3	2	2	Cox ss/p	4	0	0	0
Jones ph	1	0	1	1	Kowalchuk p	0	0	0	0
Gibbs c	6	1	1	1	Wilkins 3b	4	0	0	0
Mahtook cf	4	1	1	2	Bigham 2b	4	0	0	0
Ochinko 1b	3	1	1	1	House 1b	3	1	2	0
Landry lf	1	0	0	0	Hauskey ph	1	0	1	0
Mitchell rf	2	1	1	1	Kuhn pr	0	1	0	0
Pontiff rf	1	1	1	0	Eibner cf	4	1	2	2
Helenihi 3b	3	0	0	0	McCann c	3	0	1	0
Hanover ph/3b	2	1	2	3	Cisterna c	1	0	0	0
Nola ss	3	1	1	0	Darr rf	2	1	0	0
McGhee ph	1	0	0	0					
Dozar 1b	0	0	0	0					
TOTALS	42	14	16	12	TOTALS	36	5	9	5

LSU	1	0	3	0	1	1	5	0	3	-	14	16	0
Arkansas	0	0	0	0	0	0	2	0	3	-	5	9	2

E - House(6); Forrest(3). DP - Arkansas 2. LOB - LSU 8; Arkansas 6. 2B - Haydel(4); Dean(18); Ochinko(15); Hanover(9). HR - Schimpf(21); Dean(17); Mitchell(10); Hanover(5); Leavitt(2); Eibner(12). SF - Mahtook(3).

LSU	IP	H	R	ER	BB	SO	ARKANSAS	IP	H	R	ER	BB	SO
Ranaudo	6.0	4	0	0	0	5	Richards	2.0	4	4	2	2	2
Ross	1.0	3	2	2	1	2	Bolsinger	3.0	1	1	1	1	4
Byrd	1.0	0	0	0	0	0	Forrest	1.1	3	5	4	1	1
Ott	0.2	2	3	3	1	2	Wells	0.0	1	1	1	0	0
Bertuccini	0.1	0	0	0	0	0	Limbocker	0.0	0	0	0	1	0
							Murphy	1.2	2	0	0	1	2
							Cox	0.2	4	3	3	0	0
							Kowalchuk	0.1	1	0	0	0	0

Win - Ranaudo (11-3). Loss - Richards (6-2). Save - None. WP - Bolsinger(2); Limbocker(2); Murphy(3). Umpires - HP: Joe Burleson 1B: Mark Chapman 2B: Chuck Lyon 3B: Perry Costello Start: 3:38 pm Time: 3:14 Attendance: 19734 Weather: 72, partly sunny, winds E at 7 = Game notes: Start of game delayed 2 hours and 30 minutes due to rain. Richards faced 3 batters in the 3rd. Wells faced 1 batter in the 7th. Limbocker faced 1 batter in the 7th.

**LSU 7, Texas 6 (11 innings) - June 22, 2009**

ROSENBLATT STADIUM, OMAHA, NEB.

LSU	AB	R	H	RBI	TEXAS	AB	R	H	RBI
LeMahieu 2b/ss	4	2	2	3	Torres 3b	5	0	1	0
Schimpf lf/rf	5	1	1	1	Tucker 2b	5	1	1	1
Dean dh	5	1	1	0	Belt 1b	5	0	0	0
Gibbs c	4	1	1	0	Moldenhauer dh	3	2	3	2
Mahtook cf	6	0	2	1	Shepherd ph	0	0	0	0
Mitchell rf	6	0	2	2	Lusson,Ke. ph	1	0	0	0
Ochinko 1b	3	0	1	0	Rupp c	4	0	0	0
Landry pr/lf	0	1	0	0	Keyes rf	4	2	2	1
Helenihi 3b	4	1	0	0	Lusson,Ky. rf	1	0	0	0
Nola ss	3	0	1	0	Loy ss	5	0	1	0
Hanover ph/2b	2	0	0	0	Clark lf	3	0	0	0
					Maitland lf	1	0	0	0
					Rowe cf	4	1	1	1
TOTALS	42	7	11	7	TOTALS	41	6	9	5

LSU	1	0	0	0	0	2	1	0	2	0	1	-	7	11	0
Texas	0	0	0	3	0	2	1	0	0	0	0	-	6	9	1

E - Rupp, C.(6). DP - Texas 1. LOB - LSU 11; Texas 6. 2B - LeMahieu(13); Loy, B.(8). 3B - Mitchell(5). HR - LeMahieu(5); Schimpf(22); Tucker, T.(3); Moldenhauer 2(3); Keyes, K.(8); Rowe, C.(8). HBP - Maitland, T.. SH - LeMahieu(3); Rowe, C.(8). SB - LeMahieu(12).

LSU	IP	H	R	ER	BB	SO	TEXAS	IP	H	R	ER	BB	SO
Coleman	6.0	9	6	6	0	6	Ruffin	5.2	5	3	3	1	10
Jones	1.0	0	0	0	0	1	Wood	2.2	3	2	2	1	2
Bertuccini	1.0	0	0	0	1	0	Jungmann	0.0	0	1	1	1	0
Ott	3.0	0	0	0	1	3	Dicharry	1.0	2	0	0	3	1
							Workman	1.2	1	1	1	2	2

Win - Ott (4-2). Loss - Workman, B. (3-4). Save - None. WP - Coleman(3); Dicharry, A.(4). HBP - by Ott (Maitland, T.). Umpires - HP: Tony Maners 1B: Perry Costello 2B: Steve Manders 3B: Jeff Henrichs Start: 6:11 pm Time: 4:09 Attendance: 23019 Coleman faced 1 batter in the 7th. Jungmann, T. faced 1 batter in the 9th.

**Texas 5, LSU 1 - June 23, 2009**

ROSENBLATT STADIUM, OMAHA, NEB.

TEXAS	AB	R	H	RBI	LSU	AB	R	H	RBI
Torres 3b	4	1	1	0	LeMahieu 2b	4	0	1	0
Tucker 2b	3	0	1	0	Schimpf 1b	4	0	0	0
Belt 1b	4	0	2	1	Dean dh	3	0	1	0
Moldenhauer dh	4	1	1	1	Gibbs c	4	0	1	0
Rupp c	3	1	2	0	Mahtook cf	4	0	0	0
Keyes rf	5	0	0	0	Mitchell rf	3	1	1	0
Rowe cf	4	1	1	1	Landry lf	4	0	1	0
Clark lf	4	1	3	2	Helenihi 3b	3	0	0	0
Loy ss	4	0	1	0	Nola ss	3	0	0	0
TOTALS	35	5	12	5	TOTALS	32	1	5	0

Texas	1	1	3	0	0	0	0	0	0	-	5	12	3
LSU	0	1	0	0	0	0	0	0	0	-	1	5	2

E - Tucker, T.(8); Loy, B. 2(10); Gibbs 2(7). DP - Texas 2; LSU 2. LOB - Texas 10; LSU 6. 2B - Rupp, C.(13); Rowe, C.(7). 3B - LeMahieu(4). HR - Moldenhauer(4); Clark, P.(3). HBP - Rupp, C.. SH - Tucker, T.(9). SB - Loy, B.(9). CS - Torres, M.(2). Reached on CI - Tucker, T..

TEXAS	IP	H	R	ER	BB	SO	LSU	IP	H	R	ER	BB	SO
Jungmann	9.0	5	1	0	2	9	Ross	2.0	4	2	2	1	0
							Byrd	0.2	3	3	3	0	0
							Cain	3.1	3	0	0	3	4
							Bradshaw	3.0	2	0	0	0	0

Win - Jungmann, T. (11-3). Loss - Ross (6-8). Save - None. HBP - by Bradshaw (Rupp, C.). BK - Jungmann, T.(2) CI - Gibbs. Umpires - HP: Joe Burleson 1B: Steve Manders 2B: Jeff Henrichs 3B: Mark Chapman Start: 7:44 pm Time: 3:10 Attendance: 21871 Cain faced 2 batters in the 7th.

**LSU 11, Texas 4 - June 24, 2009**

ROSENBLATT STADIUM, OMAHA, NEB.

LSU	AB	R	H	RBI	TEXAS	AB	R	H	RBI			
LeMahieu 2b	4	1	2	0	Torres 3b	5	0	2	0			
McGhee 2b	0	0	0	0	Tucker 2b	5	1	2	0			
Schimpf lf	3	1	1	2	Belt 1b	4	1	0	0			
Landry lf	0	0	0	0	Moldenhauer dh	4	0	1	0			
Dean dh	3	1	0	1	Lusson,Ky. pr	0	0	0	0			
Ochinko 1b	5	2	4	3	Rupp c	4	1	1	1			
Haydel 1b	0	0	0	0	Keyes rf	3	1	1	2			
Mitchell rf	4	2	1	3	Rowe cf	4	0	1	0			
Pontiff rf	0	0	0	0	Clark lf	3	0	1	1			
Mahtook cf	5	1	1	1	Loy ss	4	0	0	0			
Gibbs c	4	2	2	0								
Helenihi 3b	4	0	0	1								
Nola ss	4	1	1	0								
TOTALS	36	11	12	11	TOTALS	36	4	9	4			
LSU	3	1	0	0	5	0	1	1	-	11	12	0
Texas	0	0	2	0	2	0	0	0	-	4	9	1

E = Dicharry, A.(1), DP - Texas 1. LOB - LSU 6; Texas 12. 2B - Mahtook(8); Nola(4); Torres, M.(11); Tucker, T.(12). HR - Ochinko(9); Mitchell(11); Keyes, K.(9). HBP - Schimpf; Dean 2; Keyes, K., SH - Gibbs(2). SF - Schimpf(4); Helenihi(2). SB - Tucker, T.(13); Belt, B.(15).



LSU's NCAA Individual Leaders

RUNS SCORED

2017	Kramer Robertson	85
------	------------------	----

BATTING AVERAGE

2012	Raph Rhymes	.431
------	-------------	------

HOME RUNS

1996	Eddy Furniss	26
2000	Brad Cresse	30
2008	Matt Clark	28

RBI

1993	Todd Walker	102
1996	Eddy Furniss	103
2000	Brad Cresse	106

DOUBLES

2000	Brad Hawpe	36
------	------------	----

TOTAL BASES

1993	Todd Walker	214
------	-------------	-----

WALKS

1987	Andy Galy	77
------	-----------	----

SAVES

1991	Rick Greene	14
------	-------------	----

LSU's NCAA Team Leaders

HITS

1990	LSU	807
2015	LSU	762

RUNS SCORED

1993	LSU	603
------	-----	-----

HOME RUNS

1996	LSU	131
1997	LSU	# 188
1998	LSU	157

WINNING PCT.

2013	LSU	57-11 (.838)
------	-----	--------------

SHUTOUTS PITCHED

2014	LSU	17
------	-----	----

LSU's SEC Individual Leaders

BATTING AVERAGE

2011	Mikie Mahtook	.383
2012	Raph Rhymes	.431

HOME RUNS

1964	Bob Stewart	7
1987	Albert Belle	21
1988	Craig Cala	15
1991	Gary Hymel	25
1993	Todd Walker	22
1996	Eddy Furniss	26
1997	Brandon Larson	*40
1998	Brad Cresse	29
2000	Brad Cresse	30
2006	Quinn Stewart	23
2008	Matt Clark	28
2013	Mason Katz	16

RBI

1987	Craig Faulkner	69
1988	Craig Cala	75
1989	Wes Grisham	85
1991	Gary Hymel	79
1992	Todd Walker	76
1993	Todd Walker	102
1996	Eddy Furniss	106
1997	Brandon Larson	*118
1998	Brad Cresse	90
2000	Brad Cresse	106
2001	Todd Linden	76
2013	Mason Katz	70

TRIPLES

1981	Chip Moses	5
1983	Mark Howie	7
1989	Wes Grisham	6
1990	Rich Cordani	6
1995	Mike Klostermeyer	6
2008	Ryan Schimpf	7
2013	Alex Bregman	7
2018	Antoine Duplantis	6

DOUBLES

1986	Jeff Yurtin	24
1994	Russ Johnson	26
2000	Brad Hawpe	36
2003	Aaron Hill	27

STOLEN BASES

1972	Mike Sonderegger	19
1975	Larry Wright	25
1987	Rob Hartwig	42
2011	Mikie Mahtook	29
2015	Alex Bregman	38
2016	Jake Fraley	28

HITS

1961	John Bailey	32
1989	Wes Grisham	106
1990	Wes Grisham	100
1992	Todd Walker	100
1993	Todd Walker	109
1997	Brandon Larson	110
2009	DJ LeMahieu	96
2012	Raph Rhymes	100

RUNS SCORED

1991	Lyle Mouton	78
1992	Todd Walker	72
1993	Todd Walker	85
1994	Todd Walker	77
1996	Nathan Dunn	95
2000	Mike Fontenot	93
2003	Aaron Hill	68
2012	Mason Katz	65
2017	Kramer Robertson	85

PITCHING WINS

1961	Allen Smith	10
1972	Randy Wiles	8
1975	Pat Moock	10
1976	Paul Stefan	10
1986	Stan Loewer	14
1989	Curtis Leskanic	15
1990	Paul Byrd	17
1991	Chad Ogea	14
1992	Lloyd Peever	14
1996	Eddie Yarnall	11
1999	Kurt Ainsworth	13
2001	Lane Mestepey	11
2008	Jared Bradford	10
2009	Louis Coleman	14
2012	Kevin Gausman	12

ERA

1961	Allen Smith	1.34
1966	Bruce Baudier	0.88
1970	Rick Farizo	* 0.21
1980	Don Schneider	1.38
1986	Barry Manuel	2.37
1993	Brett Laxton	1.98
2002	Lane Mestepey	2.59
2009	Louis Coleman	2.93
2014	Aaron Nola	1.47

STRIKEOUTS PITCHED

1972	Randy Wiles	116
1975	Paul Stefan	73
1976	Paul Stefan	83
1983	Cal Santarelli	91
1986	Mark Guthrie	122
1988	Russ Springer	156
1989	Ben McDonald	* 202
1991	Chad Ogea	140
1995	Scott Schultz	150
1999	Kurt Ainsworth	157
2009	Anthony Ranaudo	159
2012	Kevin Gausman	135
2013	Aaron Nola	122
2014	Aaron Nola	134

LSU's SEC Team Leaders

BATTING AVERAGE

1990	LSU	.325
1996	LSU	.318
2000	LSU	.340
2001	LSU	.318
2004	LSU	.333
2015	LSU	.314

HOME RUNS

1993	LSU	85
1995	LSU	81
1996	LSU	131
1997	LSU	#188
1998	LSU	157
2003	LSU	85

RBI

1987	LSU	434
1990	LSU	515
1991	LSU	488
1993	LSU	527
1995	LSU	457
1996	LSU	583
1997	LSU	* 632
2000	LSU	598
2001	LSU	514
2003	LSU	477
2004	LSU	473
2008	LSU	488
2009	LSU	532
2012	LSU	368

TRIPLES

1987	LSU	18
1988	LSU	19
1989	LSU	26
1990	LSU	27
1993	LSU	37
2008	LSU	28
2009	LSU	19
2010	LSU	24

DOUBLES

1990	LSU	156
1991	LSU	138
1993	LSU	152
2000	LSU	*194
2003	LSU	147
2009	LSU	142
2013	LSU	128

STOLEN BASES

1987	LSU	156
2009	LSU	114
2015	LSU	130

HITS

1986	LSU	696
1990	LSU	807
1993	LSU	737
2000	LSU	864
2001	LSU	754
2003	LSU	777
2004	LSU	791
2009	LSU	783
2013	LSU	722
2015	LSU	762

RUNS SCORED

1986	LSU	542
1987	LSU	509
1990	LSU	587
1991	LSU	547
1993	LSU	603
1996	LSU	648
2000	LSU	652
2001	LSU	574
2003	LSU	524
2004	LSU	515
2008	LSU	538
2009	LSU	575
2012	LSU	397

SLUGGING PERCENTAGE

1990	LSU	.486
1993	LSU	.511
1995	LSU	.491
1996	LSU	.558
2000	LSU	.542
2001	LSU	.508
2004	LSU	.506

ERA

1987	LSU	3.07
1989	LSU	3.50
1996	LSU	3.38
1998	LSU	4.38
2002	LSU	3.42
2009	LSU	4.01

STRIKEOUTS PITCHED

1985	LSU	442
1987	LSU	552
1988	LSU	519
1989	LSU	621
1990	LSU	555
1991	LSU	626
1996	LSU	633
1997	LSU	681
1998	LSU	646
2000	LSU	574
2003	LSU	515
2009	LSU	679
2012	LSU	573

FIELDING PERCENTAGE

1995	LSU	.970
2009	LSU	.974
2012	LSU	.980
2013	LSU	.980

\* - SEC Record | # - NCAA Record

## Bold Type Indicates SEC Records

### HITS

#### Season

1.	110	Brandon Larson (289 AB) 1997
2.	109	Todd Walker (276 AB) 1993
3.	106	Wes Grisham (291 AB) 1989
	106	Brad Cresse (273 AB) 2000
	106	J.C. Holt (270 AB) 2004
6.	104	Brad Hawpe (287 AB) 2000
	104	Alex Bregman (282 AB) 2013
8.	103	Mike Fontenot (292 AB) 2000
9.	102	Sean Barker (267 AB) 2002
10.	101	Todd Walker (257 AB) 1994
11.	100	Wes Grisham (278 AB) 1990
		Todd Walker (250 AB) 1992
		Ryan Patterson (293 AB) 2004
		Raph Rhymes (232 AB) 2012

#### Career

1.	359	Antoine Duplantis (1109 AB) 2016-19
2.	352	Eddy Furniss (948 AB) 1995-98
3.	332	Blake Dean (989 AB) 2007-10
4.	327	Jason Williams (1019 AB) 1993-96
5.	310	Todd Walker (783 AB) 1992-94
6.	307	Blair Barbier (1000 AB) 1997-2000
7.	284	Ryan Patterson (805 AB) 2003-05
8.	279	Blake Gill (883 AB) 2002-05
9.	278	Tookie Johnson (900 AB) 1988-91
10.	273	Brad Cresse (842 AB) 1997-2000

### RUNS

#### Season

1.	95	Nathan Dunn (257 AB) 1996
2.	93	Mike Fontenot (292 AB) 2000
3.	85	Todd Walker (276 AB) 1993
		Eddy Furniss (236 AB) 1998
		Kramer Robertson (290 AB) 2017
5.	83	Russ Johnson (259 AB) 1993
6.	82	Brandon Larson (289 AB) 1997
		Blair Barbier (252 AB) 1997
8.	79	Jason Williams (268 AB) 1996
9.	78	Lyle Mouton (248 AB) 1991
10.	77	Todd Walker (257 AB) 1994
		Eddy Furniss (259 AB) 1997

#### Career

1.	270	Jason Williams (1019 AB) 1993-96
2.	261	Eddy Furniss (948 AB) 1995-98
3.	260	Blair Barbier (1000 AB) 1997-2000
4.	234	Todd Walker (783 AB) 1992-94
5.	223	Blake Dean (989 AB) 2007-10
6.	216	Russ Johnson (733 AB) 1992-94
7.	213	Antoine Duplantis (1109 AB) 2016-19
8.	211	Tookie Johnson (900 AB) 1988-91
9.	206	Armando Rios (568 AB) 1991-93
10.	205	Brad Cresse (842 AB) 1997-2000

### RUNS BATTED IN

#### Season

1.	118	Brandon Larson (289 AB) 1997
2.	106	Brad Cresse (273 AB) 2000
3.	103	Eddy Furniss (238 AB) 1996
4.	102	Todd Walker (276 AB) 1993
5.	90	Brad Cresse (232 AB) 1998
6.	85	Wes Grisham (291 AB) 1989
7.	84	Trey McClure (240 AB) 1998
	84	Brad Hawpe (287 AB) 2000
9.	82	Jeff Leaumont (257 AB) 1999
10.	81	Nathan Dunn (257 AB) 1996

#### Career

1.	308	Eddy Furniss (948 AB) 1995-98
2.	260	Blake Dean (989 AB) 2007-10
3.	257	Brad Cresse (842 AB) 1997-2000
4.	246	Todd Walker (783 AB) 1992-94
5.	216	Antoine Duplantis (1109 AB) 2016-19
6.	202	Trey McClure (778 AB) 1996-99
7.	199	Blair Barbier (1000 AB) 1997-2000
8.	185	Clay Harris (771 AB) 2002-05
9.	182	Chad Cooley (824 AB) 1993-96
10.	181	Russ Johnson (733 AB) 1992-94
10.	180	Mason Katz (718 AB) 2010-13

### BATTING AVERAGE

(Min. 2 at bats per team game)

#### Season

1.	.431	Raph Rhymes (100-for-232) 2012
2.	.410	Russ Johnson (96-for-234) 1994
3.	.403	Eddy Furniss (95-for-236) 1998
4.	.400	Todd Walker (100-for-250) 1992
5.	.395	Todd Walker (109-for-276) 1993
		Mike Nunnally (32-for-81) 1971
7.	.393	Todd Walker (101-for-257) 1994
		J.C. Holt (106-for-270) 2004
9.	.390	Gene Murphy (23-for-59) 1951
10.	.388	Al White (38-for-98) 1958
		Brad Cresse (106-for-273) 2000
		Micah Gibbs (95-for-245) 2010

#### Career

1.	.396	Todd Walker (310-for-783) 1992-94
2.	.373	Raph Rhymes (261-for-700) 2011-13
3.	.372	Sean Barker (129-for-347) 2001-02
4.	.371	Eddy Furniss (352-for-948) 1995-98
5.	.367	Russ Johnson (269-for-733) 1992-94
6.	.362	Wes Grisham (206-for-569) 1989-90
7.	.353	Mark Cooper (101-for-286) 1983-84
		Lyle Mouton (149-for-422) 1990-91
		Ryan Patterson (284-for-805) 2003-05
10.	.351	Brad Hawpe (142-for-404) 1999-00
11.	.350	Jeff Yurtin (138-for-394) 1985-86
		J.C. Holt (240-for-686) 2002-04

### DOUBLES

#### Season

1.	36	Brad Hawpe (287 AB) 2000
2.	27	Eddy Furniss (236 AB) 1998
		Aaron Hill (265 AB) 2003
4.	26	Russ Johnson (234 AB) 1994
		Wes Grisham (291 AB) 1989
6.	25	Eddy Furniss (259 AB) 1997
		Bryan Moore (241 AB) 2001
8.	24	Chad Cooley (260 AB) 1995
		Jeff Yurtin (216 AB) 1986
10.	23	Craig Cala (264 AB) 1989
		Wes Grisham (278 AB) 1990
		Keith Osik (268 AB) 1990
		Rich Cordani (273 AB) 1990
		Johnny Tellechea (262 AB) 1991
		Todd Walker (257 AB) 1994
		Blair Barbier (252 AB) 1997
		Ryan Patterson (293 AB) 2004
		Nick Stavinoza (257 AB) 2005
		Ryan Patterson (249 AB) 2005

#### Career

1.	87	Eddy Furniss (948 AB) 1995-1998
2.	66	Ryan Patterson (805 AB) 2003-05
3.	63	Blake Dean (989 AB) 2007-10
4.	62	Blair Barbier (1000 AB) 1997-2000
5.	61	Todd Walker (783 AB) 1992-94
6.	60	Russ Johnson (733 AB) 1992-94
		Chad Cooley (824 AB) 1993-96
8.	59	Jason Williams (1019 AB) 1993-96
9.	56	Alex Bregman (786 AB) 2013-15
10.	52	Clay Harris (771 AB) 2002-05
	52	Mason Katz (718 AB) 2010-13



**Infielder Tookie Johnson (1988-91)**

### TRIPLES

#### Season

1.	11	Todd Walker (276 AB) 1993
2.	8	Roger Sigler (59 AB) 1954
3.	7	Mark Howie (162 AB) 1983
		Ryan Schimpf (250 AB) 2008
		Alex Bregman (282 AB) 2013
5.	6	John Morse (189 AB) 1983
		Manny Mantrana (172 AB) 1984
		Wes Grisham (291 AB) 1989
		Rich Cordani (273 AB) 1990
		Mike Neal (213 AB) 1993
		Mike Klostermeyer (235 AB) 1995
		J.C. Holt (192 AB) 2002
		Leon Landry (240 AB) 2010
		Jake Fraley (267 AB) 2016
		Antoine Duplantis (271 AB) 2018

#### Career

1.	16	Antoine Duplantis (1109 AB) 2016-19
2.	15	Todd Walker (783 AB) 1992-94
3.	12	Mikie Mahtook (631 AB) 2009-11
		Jake Fraley (613 AB) 2014-16
5.	11	Tony Toups (372 AB) 1973-76
		John Morse (369 AB) 1982-83
		Mark Howie (419 AB) 1982-84
		Albert Belle (585 AB) 1985-87
		J.C. Holt (686 AB) 2002-04
		Leon Landry (624 AB) 2008-10

### HOME RUNS

#### Season

1.	40	Brandon Larson (289 AB) 1997
2.	30	Brad Cresse (273 AB) 2000
3.	29	Brad Cresse (232 AB) 1998
4.	28	Eddy Furniss (236 AB) 1998
		Matt Clark (227 AB) 2008
6.	27	Trey McClure (240 AB) 1998
7.	26	Eddy Furniss (238 AB) 1996
8.	25	Gary Hymel (245 AB) 1991
9.	23	Quinn Stewart (223 AB) 2006
10.	22	Todd Walker (276 AB) 1993
		Justin Bowles (232 AB) 1996
		Mike Koerner (273 AB) 1997
		Ryan Schimpf (262 AB) 2009

#### Career

1.	80	Eddy Furniss (948 AB) 1995-98
2.	78	Brad Cresse (842 AB) 1997-2000
3.	59	Trey McClure (778 AB) 1996-99
4.	56	Blake Dean (989 AB) 2007-10
5.	52	Todd Walker (783 AB) 1992-94
6.	50	Ryan Patterson (805 AB) 2003-05
7.	49	Albert Belle (585 AB) 1985-87
8.	46	Blair Barbier (1000 AB) 1997-2000
9.	40	Mike Koerner (671 AB) 1995-97
		Brandon Larson (289 AB) 1997



# All-Time Statistical Leaders

## TOTAL BASES

Season	
1. 250	<b>Brandon Larson (289 AB) 1997</b>
2. 217	Brad Cresse (273 AB) 2000
3. 214	Todd Walker (276 AB) 1993
4. 212	Eddy Furniss (236 AB) 1998
5. 201	Wes Grisham (291 AB) 1989
6. 190	Eddy Furniss (238 AB) 1996
7. 184	Mike Koerner (273 AB) 1997
8. 182	Nathan Dunn (257 AB) 1996
9. 181	Russ Johnson (234 AB) 1994
10. 180	Todd Walker (257 AB) 1994

### Career

1. 689	<b>Eddy Furniss (948 AB) 1995-98</b>
2. 575	Blake Dean (989 AB) 2007-10
3. 557	Todd Walker (783 AB) 1992-94
4. 556	Brad Cresse (842 AB) 1997-2000
5. 517	Blair Barbier (1000 AB) 1997-2000
6. 510	Ryan Patterson (805 AB) 2003-05
7. 490	Antoine Duplantis (1109 AB) 2016-19
8. 470	Jason Williams (1019 AB) 1993-96
9. 461	Trey McClure (778 AB) 1996-99
10. 445	Russ Johnson (733 AB) 1992-94

## STOLEN BASES

Season	
1. 42	Rob Hartwig (67 games) 1987
2. 38	Alex Bregman (66 games) 2015
3. 36	Jared Mitchell (67 games) 2009
4. 34	Jeff Reboulet (56 games) 1985
5. 33	Ron Lim (66 games) 1989
6. 31	Rob Hartwig (54 games) 1986
7. 29	Mikie Mahtook (56 games) 2011
8. 28	Josh Dalton (67 games) 1998
28	Jake Fraley (66 games) 2016
10. 26	Russ Johnson (66 games) 1994
26	Andrew Stevenson (62 games) 2015

### Career

1. 73	Rob Hartwig (121 games) 1986-87
2. 70	Jared Mitchell (174 games) 2007-09
3. 67	Larry Wright (174 games) 1975-78
4. 66	Alex Bregman (196 games) 2013-15
5. 61	Russ Johnson (200 games) 1992-94
6. 60	Mikie Mahtook (180 games) 2009-11
7. 59	Jake Fraley (173 games) 2014-16
8. 58	Jeff Reboulet (125 games) 1985-86
9. 57	Antoine Duplantis (269 games) 2016-19
57	Ron Lim (132 games) 1989-90

## WALKS RECEIVED

Season	
1. 77	Andy Galy (221 AB) 1987
2. 72	Eddy Furniss (236 AB) 1998
3. 67	Russ Johnson (234 AB) 1994
	Russ Johnson (259 AB) 1993
5. 64	Armando Rios (235 AB) 1993
6. 62	Mike Bianco (249 AB) 1989
7. 60	Craig Cala (264 AB) 1989
8. 58	Eddy Furniss (259 AB) 1997
9. 57	Trey McClure (229 AB) 1999
	Ryan Theriot (275 AB) 2000
	Jared Mitchell (226 AB) 2009

### Career

1. 191	Eddy Furniss (948 AB) 1995-98
2. 164	Jason Williams (1019 AB) 1993-96
3. 163	Russ Johnson (733 AB) 1992-94
	Trey McClure (778 AB) 1996-99
5. 157	Blair Barbier (1000 AB) 1997-2000
	Ryan Theriot (783 AB) 1999-2001
7. 148	Blake Dean (989 AB) 2007-10
8. 145	Andy Galy (491 AB) 1985-88
9. 144	Steve Bollman (554 AB) 1975-79
10. 143	Armando Rios (568 AB) 1991-93

## PITCHING VICTORIES

Season	
1. 17	Paul Byrd (29 App) 1990
2. 15	Curtis Leskanic (29 App) 1989
	Brian Tallet (25 App) 2000
4. 14	Louis Coleman (25 App) 2009
	Patrick Coogan (25 App) 1997
	Lloyd Peever (17 App) 1992
	Ben McDonald (26 App) 1989
	Stan Loewer (28 App) 1986
	Chad Ogea (23 App) 1990
	Chad Ogea (25 App) 1991

### Career

1. 39	Jared Poche' (2014-17)
2. 38	Scott Schultz (1992-95)
3. 36	Lane Mestepey (2001-05)
4. 33	Stan Loewer (1984-87)
5. 31	Paul Byrd (1989-91)
6. 30	Pat Moock (1972-75)
	Chad Ogea (1989-91)
	Mike Sirotka (1990-93)
	Aaron Nola (2012-14)
10. 29	Ben McDonald (1987-89)
	Louis Coleman (2006-09)

## EARNED RUN AVERAGE

Season	
1. 0.21	<b>Rick Farizo (1 ER, 41.2 IP) 1970</b>
2. 0.49	Hunter Newman (2 ER, 36.2 IP) 2015
3. 1.10	Bruce Baudier (6 ER, 49 IP) 1966
4. 1.16	Chris Cotton (6 ER, 46.2 IP) 2013
5. 1.33	Tom Barfield (4 ER, 27 IP) 1954
6. 1.34	Mike Tullier (9 ER, 60.1 IP) 1968
7. 1.35	Allen Smith (12 ER, 80 IP) 1961
8. 1.38	Don Schneider (8 ER, 52.1 IP) 1980
9. 1.44	Rick Farizo (8 ER, 50 IP) 1968
10. 1.47	Aaron Nola (19 ER, 116.1 IP) 2014

### Career

1. 1.70	Bruce Baudier (23 ER, 121.1 IP) 1966-67
2. 1.82	Allen Smith (48 ER, 237.1 IP) 1960-62
3. 1.83	Hunter Newman (26 ER, 128.0 IP) 2013-17
4. 2.05	Dick Hicks (30 ER, 131.2 IP) 1967-68
5. 2.09	Rick Farizo (27 ER, 116.1 IP) 1968-71
2.09	Aaron Nola (77 ER, 332 IP) 2012-14
7. 2.17	Paul Stefan (87 ER, 277.1 IP) 1975-77
8. 2.26	Chris Cotton (32 ER, 127.1 IP) 2010-13
9. 2.36	Steve George (41 ER, 156.1 IP) 1962-64
10. 2.41	Randy Wiles (77 ER, 287 IP) 1970-73

## STRIKEOUTS

Season	
1. 202	<b>Ben McDonald (152.1 IP) 1989</b>
2. 159	Anthony Ranaudo (124.1 IP) 2009
3. 158	Doug Thompson (124.1 IP) 1997
4. 157	Kurt Ainsworth (130.1 IP) 1999
5. 156	Eddie Yarnall (124.2 IP) 1996
	Russell Springer (119 IP) 1988
7. 150	Scott Schultz (117 IP) 1995
150	Alex Lange (124.1 IP) 2017
9. 144	Patrick Coogan (125 IP) 1997
	Ben McDonald (118.2 IP) 1988

### Career

1. 409	Scott Schultz (398 IP) 1992-95
2. 406	Alex Lange (350 IP) 2015-17
3. 373	Ben McDonald (308.2 IP) 1987-89
3. 345	Aaron Nola (332 IP) 2012-14
4. 326	Mike Sirotka (372 IP) 1990-93
5. 319	Paul Byrd (333.2 IP) 1989-91
6. 317	Stan Loewer (344 IP) 1984-87
7. 313	Mark Guthrie (319.1 IP) 1984-87
	Russell Springer (252 IP) 1987-89
9. 310	Randy Wiles (287 IP) 1970-73
10. 303	Louis Coleman (311.2 IP) 2006-09



**Pitcher Lane Mestepey (2001-05)**

## STRIKEOUTS PER NINE INNINGS

Season	
1. 14.33	Russell Springer (68 SO, 42.2 IP) 1987
2. 13.05	Eddie Yarnall (87 SO, 60 IP) 1995
3. 12.41	Nick Rumbelow (34 SO, 24.2 IP) 2012
4. 12.34	Matty Ott (69 SO, 50.1 IP) 2009
5. 12.31	Zack Hess (83 SO, 60.2 IP) 2017
6. 12.18	Randy Keisler (135 SO, 99.2 IP) 1998
7. 12.03	Nick Goody (45 SO, 33.2 IP) 2012
8. 11.91	Ben McDonald (202 SO, 152.2 IP) 1989
9. 11.80	Russell Springer (156 SO, 119 IP) 1988
11.80	Matthew Beck (45 SO, 34.1 IP) 2018

### Career

1. 11.88	Eddie Yarnall (260 SO, 197 IP) 1994-96
2. 11.18	Russell Springer (313 SO, 252 IP) 1987-89
3. 11.13	Kurt Ainsworth (171 SO, 138.1 IP) 1998-99
4. 11.00	Barry Manuel (165 SO, 135 IP) 1985-87
5. 10.93	Zack Hess (272 SO, 224 IP) 2017-19
6. 10.87	Ben McDonald (373 SO, 308.2 IP) 1987-89
7. 10.82	Anthony Ranaudo (226 SO, 188 IP) 2008-10
8. 10.64	Patrick Coogan (266 SO, 225 IP) 1995-97
9. 10.44	Alex Lange (406 SO, 350 IP) 2015-17
10. 10.35	Doug Thompson (282 SO, 245.1 IP) 1997-98

**Bold Type**  
Indicates SEC Records

## RUNS

YEAR	NAME, POS.	RUNS
1948	Buddy Coleman, lf	19
1949	Bob Meador, of	14
1950	Sinclair Kouns, 1b	11
1951	Billy Hanna, ss	14
1952	Al Doggett, lf	17
	Jerry Marchand, c	17
1953	Irvin DeLattre, lf	18
1954	Paul Zinser, 3b	15
1955	Tommy Virgets, 2b	17
	Darryl Whitty, cf-3b	17
1956	Don Hover, of	15
1957	Al White, 2b	11
1958	Al White, 2b	28
1959	Ronnie Johnston, cf	33
1960	George Gatin, lf	20
1961	John Bailey, cf	21
1962	Tommy Demont, 3b	17
1963	Gene Achord, cf	23
1964	Pat Screen, lf	16
1965	Sterling Alderberry, cf	8
1966	Lyndon Morris, 1b-2b	12
1967	Steve Oglin, 1b-lf, p	19
1968	Ron Hunt, ss	17
1969	Craig Burns, cf	13
1970	Mike Moock, 2b	22
1971	Mike Sonderegger, lf	23
1972	Mike Miley, ss	27
1973	Mike Miley, ss	22
1974	Mike Miley, ss	19
1975	Steve Frank, 1b	41
1976	Larry Wright, cf	27
	Tony Toups, ss	27
	Steve Bollman, 2b	27
1977	Steve Bollman, 2b	24
1978	Larry Wright, cf	23
1979	Bobby Mariano, 3b	39
1980	Chip Moses, ss	29
1981	Jeff Harrell, lf-1b	48
1982	Ken Mulshenock, dh	41
1983	John Morse, lf	38
	Mike Saab, rf	38
1984	Tim Schneider, 3b	43
1985	Jeff Reboulet, ss	58
1986	Jeff Reboulet, ss	63
	Albert Belle, of	63
	Jim Bowie, 1b	63
1987	Jack Voigt, of	63
1988	Andy Galy, 2b	58
1989	Craig Cala, rf	71
1990	Tim Clark, rf	70
1991	Lyle Mouton, rf	78
1992	Todd Walker, 2b	72
1993	Todd Walker, 2b	85
1994	Todd Walker, 2b	77
1995	Warren Morris, 2b	70
1996	Nathan Dunn, 3b	95
1997	Brandon Larson, ss	82
	Eddy Furniss, 1b	82
1998	Eddy Furniss, 1b	85
1999	Blair Barbier, 3b	66
2000	Mike Fontenot, 2b	93
2001	Ryan Theriot, ss	67
2002	Matt Heath, lf	57
2003	Aaron Hill, ss	68
2004	J.C. Holt, cf	71
2005	Ryan Patterson, lf	74
2006	Quinn Stewart, rf	50
2007	Jared Mitchell, cf	41
2008	Blake Dean, of/dh	62
2009	Ryan Schimpf, inf/of	73
2010	Mikie Mahtook, of	68
2011	Mikie Mahtook, of	61
2012	Mason Katz, 1b/of	65
2013	Alex Bregman, ss	59
2014	Sean McMullen, of	44
2015	Alex Bregman, ss	59
2016	Jake Fraley, of	61
	Kramer Robertson, ss	61
2017	Kramer Robertson, ss85 *	
2018	Antoine Duplantis, of	55
2019	Josh Smith, ss	72

\* - also NCAA leader

## HITS

YEAR	NAME, POS.	HITS
1948	Bill Michaelis, lf	30
1949	Lee Hedges, ss-of	20
1950	Luther Payer, 3b	20
1951	Billy Hanna, ss	24
1952	Al Doggett, lf	22
1953	Jerry Marchand, c	26
1954	Roger Sigler, p-lf	21
1955	Roger Sigler, p-of	24
1956	Ralph Richoux, c	23
1957	Redfield Bryan, ss	17
1958	Al White, 2b	38

1959	Andy Bourgeois, 3b	35
1960	Frank Naff, 1b	29
1961	John Bailey, cf	32
1962	Bobby Theriot, rf	30
1963	Bobby Cotten, rf	30
1964	Bob Stewart, 1b	26
	Joe Moock, ss	26
1965	Harry Morel, 3b	22
1966	Bob Leake, ss-3b	22
	Jack Achord, 2b	22
1967	Tom Giles, c	28
1968	Ron Hunt, ss	34
1969	Phil Lewis, 3b	30
1970	Mike Moock, 2b	40
1971	Craig Burns, cf	42
1972	Mike Miley, ss	40
1973	Gerald Keigley, 3b	27
	Mike Miley, ss	27
1974	Randy Aldridge, lf	32
1975	Steve Frank, 1b	62
1976	Larry Wright, cf	47
1977	Kenny Klug, 3b	38
1978	Tim Wadsworth, c-1b-dh	38
1979	Duane Dewey, c	64
1980	Chip Moses, ss	46
	Tony Loner, c	46
1981	Chip Moses, 2b	70
1982	Ken Mulshenock, dh	37
	Chris Brandt, ss	37
1983	John Morse, lf	67
1984	Tim Sossamon, rf	58
1985	Marty Lanoux, 3b	76
1986	Jim Bowie, 1b	88
1987	Craig Faulkner, c	82
1988	Rich Vasquez, cf	68
1989	Wes Grisham, dh	106
1990	Wes Grisham, lf	100
1991	Lyle Mouton, rf	88
1992	Todd Walker, 2b	100
1993	Todd Walker, 2b	109
1994	Todd Walker, 2b	101
1995	Warren Morris, 2b	93
1996	Nathan Dunn, 3b	92
1997	Brandon Larson, ss	110
1998	Eddy Furniss, 1b	95
1999	Jeff Leamont, 1b	88
2000	Brad Cresce, c	106
2001	Ryan Theriot, ss	94
2002	Sean Barker, rf	102
2003	Aaron Hill, ss	95
2004	J.C. Holt, cf	106
2005	Nick Stavinocha, rf	95
2006	J.T. Wise, 2b	66
2007	Blake Dean, of	65
2008	Blake Dean, of/dh	95
2009	DJ LeMahieu, inf	96
2010	Micah Gibbs, c	95
2011	Raph Rhymes, dh	77
2012	Raph Rhymes, lf	100
2013	Alex Bregman, ss	104
2014	Alex Bregman, ss	77
2015	Chris Chinae, 1b	88
2016	Antoine Duplantis, of	89
2017	Antoine Duplantis, of	90
2018	Antoine Duplantis, of	89
2019	Antoine Duplantis, of	91

## DOUBLES

YEAR	NAME, POS.	DOUBLES
1948	Gene Murphy, c	2
	Jim Lindsey, 1b	2
1949	Lee Hedges, ss-of	2
1950	Bob Meador, of	2
1951	Gene Murphy, c	7
1952	Al Doggett, lf	3
1953	Al Doggett, ss	4
1954	Irv Delatte, 1b	4
1955	Irv Delatte, 1b	4
1956	Don Hover, of	4
1957	Al White, 2b	4
1958	Ronnie Johnston, cf	5
1959	Ronnie Johnston, cf	6
1960	Billy Barfield, cf	7
1961	Hadley Smith, lf	5
1962	Bobby Theriot, fr	5
1963	Gene Achord, cf	6
	Bobby Cotten, rf	6
1964	Harry Morel, 3b	5
1965	six players	2
1966	Lyndon Morris, lf-2b	6
1967	Steve Oglin, 1b-lf-p	9
1968	Bob Leake, rf	8
1969	Tom Giles, c	6
1970	Bill Bright, rf	7
1971	Craig Burns, cf	7
	Mike Sonderegger, lf	7
1972	Gerald Keigley, ss	9
1973	Steve Frank, of-1b	7
1974	Mike Miley, ss	6
1975	Wally McMakin, 3b	10

1976	Larry Wright, cf	10
	Tony Toups, ss	10
1977	Larry Wright, cf	7
	Kevin Neromi, rf	7
1978	Tim Wadsworth, c-1b-dh	8
1979	Pete Almaguer, 2b	14
1980	Tony Loner, c	12
1981	Andy Petrone, 3b	12
1982	Chris Brant, ss	13
	Tony Loner, c	12
1983	John Morse, lf	14
1984	Tim Schneider, 3b	17
1985	Tim Sossamon	15
1986	Jeff Yurtin, 3b	24
1987	Craig Faulkner, c	19
1988	Craig Cala, rf	14
	Adam Terris, 1b	14
1989	Wes Grisham, dh	26
1990	Rich Cordani, 3b	23
	Keith Osik, c	23
1991	Johnny Tellechea, 1b	23
1992	Todd Walker, 2b	21
1993	Harry Berrios, rf	22
1994	Russ Johnson, ss	26
1995	Chad Cooley, lf	24
1996	Eddy Furniss, 1b	21
1997	Eddy Furniss, 1b	25
1998	Eddy Furniss, 1b	27
1999	Jeremy Witten, of	18
2000	Brad Hawpe, 1b	36 *
2001	Bryan Moore, 1b	25
2002	Wally Pontiff, 3b	20
2003	Aaron Hill, ss	27
2004	Ryan Patterson, lf	23
2005	Nick Stavinocha, rf	23
	Ryan Patterson, lf	23
2006	Will Harris, 3b	18
2007	Blake Dean, of	12
2008	Blake Dean, of/dh	18
	Ryan Schimpf, 2b	18
2009	Ryan Schimpf, inf/of	19
2010	Mikie Mahtook, of	19
2011	Mason Katz, of	21
2012	Austin Nola, ss	16
2013	Alex Bregman, ss	18
	Sean McMullen, dh	18
2014	Sean McMullen, of	18
2015	Alex Bregman, ss	22
2016	Kramer Robertson, ss	20
2017	Kramer Robertson, ss	18
	Austin Bain, 1b	21
2019	Josh Smith, ss	17
	Zach Watson, of	17

\* - also NCAA leader

## TRIPLES

YEAR	NAME, POS.	TRIPLES
1948	NA	
1949	Bob Meador, of	2
	Jim Lindsey, 1b	2
1950	NA	
1951	Bob Meador, lf	3
1952	Jim Barton, cf	4
1953	Jerry Marchand, c-of	5
1954	Roger Sigler, p-lf	8
1955	Leonard Drude, p-rf	2
	John Pettis, c	2
	Dan Stovall, lf-if	2
1956	Ralph Richoux, c	2
	Gerald Hare, 2b	2
	Don Hover, of	2
1957	Ralph Richoux, c	2
	Ronnie Johnston, 1b	2
1958	Bob Loftin, p-of	5
1959	Frank Naff, rf	3
1960	Carey Guglielmo, rf	3
1961	John Bailey, cf	3
1962	Lynn Amodee, p-lf	2
	Tommy Demont, 3b	2
1963	Harry Morel, 3b	1
	Bobby Cotten, rf	1
	Gene Achord, cf	1
	Don Chatalein, lf	1
1964	Bobby Morel, 3b	1
	Bill Triplett, rf	1
1965	Harry Morel, 3b	3
	Billy Ezell, lf	3
1966	Six Players	1
1967	Tom Giles, c	3
1968	Tom Henner, 1b	1
	Don Barteet, cf	1
1969	Mike Moock, 2b	3
1970	Bill Bright, rf	5
1971	Steve Collins, 1b	3
1972	Mike Sonderegger, lf	3
1973	Mike Miley, ss	2
	Robert Woodward, of-p	2
1974	Randy Aldridge, lf	4
	Steve Spitz, 2b	4
	Mike Miley, ss	4

1975	Wally McMakin, 3b	4
	Tony Toups, ss	4
1976	Tony Toups, ss	4
	Four Players	1
1978	Five Players	1
1979	Jeff Harrell	5
1980	Mike Saab, rf	4
1981	Chip Moses, 2b	5
1982	John Morse, lf	5
1983	Mark Howie, ss	7
1984	Manny Mantrana, 2b	6
1985	Tim Sossamon, rf	3
	Albert Belle, cf	3
1986	Jeff Yurtin, 3b	5
	Albert Belle, of	5
1987	Albert Belle, of	3
	Rich Vasquez, 3b	3
	Jack Voigt, of	3
1988	Craig Cala, rf	3
	Tookie Johnson, 3b	3
1989	Wes Grisham, dh	6
1990	Rich Cordani, 3b	6
1991	Andy Sheets, ss	4
1992	Three players	3
1993	Todd Walker, 2b	11
1994	Russ Johnson, ss	4
1995	Mike Klostermeyer, 1b	6
	Nathan Dunn, 3b	4
1996	Trey McClure, 3b	3
1997	Eddy Furniss, 1b	3
1998	Jeff Leamont, 1b	3
	Jeremy Witten, of	3
	Ryan Theriot, 2b	3
2000	Mike Fontenot, 2b	3
	Ryan Theriot, ss	3
	Ray Harris, rf	3
2001	Ryan Theriot, ss	3
2002	J.C. Holt, 2b	6
2003	Ivan Naccarata, 3b	5
2004	Blake Gill, ss	4
2005	Ryan Patterson, lf	2
	Derek Hebert, ss	2
	Bruce Sprowl, cf	2
2006	Bruce Sprowl, lf	5
2007	Blake Dean, of	3
	J.T. Wise, inf	3
2008	Ryan Schimpf, 2b	7
2009	Jared Mitchell, of	5
	Leon Landry, of	6
2011	Mikie Mahtook, of	5
2012	Arby Fields, of	4
2013	Alex Bregman, ss	7
2014	Andrew Stevenson, of	5
2015	Jake Fraley, of	5
	Andrew Stevenson, of	5
2016	Jake Fraley, of	6
2017	Kramer Robertson, ss	3
	Zach Watson, of	3
2018	Antoine Duplantis, of	6
2019	Antoine Duplantis, of	3

## HOME RUNS

YEAR	NAME, POS.	HR
1948	NA	
1949	Lee Hedges, ss-of	1
	Bill Michaelis, 3b	1
1950	NA	
1951	Bob Meador, lf	1
	Jim Lindsey, 1b	1
	Jim Barton, 1b	1
1952	Al Doggett, lf	2
	Jim Barton, cf	2
1953	Tommy Howard, 3b	3
1954	Irv Delatte, 1b	1
	Paul Zinser, 3b	1
1955	Roger Sigler, of-p	3
1956	Roger Sigler, p-1b	1
1957	Ralph Richoux, c	1
	Roger Sigler, p-rf	1
	Ronnie Johnston, 1b	1
1958	Al White, 2b	3
1959	Andy Bourgeois, 3b	4
	Bill Loftin, c	4
1960	Charles Strange, cf	3
1961	John Bailey, cf	3
1962	Gene Achord, cf	5
1963	Gene Achord, cf	5
1964	Bob Stewart, 1b	7
1965	Joe Moock, ss	3
	Pete Coleman, rf	3
1966	Jack Achord, 2b	2
1967	Tom Giles, c	3
	Steve Oglin, 1b-lf-p	3
1968	Bob Leake, rf	2
	Steve Oglin, lf	2
	Tom Henner, 1b	2
	Tom McKay, 2b	2
1969	Craig Burns, cf	4
1970	Bill Bright, rf	4
	Phil Lewis, ss	4

1971	Craig Burns, cf	5
	Steve Collins, 1b	5
1972	Mike Miley, ss	8
1973	Gerald Keigley, 3b	8
1974	Tommy Saizan, c	4
1975	Vaughn Meiners, of	5
1976	Vaughn Meiners, 1b	4
1977	Joey Thibodeaux, c	3
1978	Tim Wadsworth, c-1b-dh	7
1979	Bobby Mariano, 3b	10
1980	Randy Olsen, lf-1b	4
1981	Bill Freidhof, 1b	9
1982	Ken Mulshenock, dh	8
1983	Mark Cooper, c	10
1984	Tim Schneider, 3b	10
1985	Tim Sossamon, rf	12
1986	Albert Belle, of	21
1987	<b>Albert Belle, of</b>	<b>21</b>
1988	<b>Craig Cala, rf</b>	<b>15</b>
1989	Wes Grisham, dh	19
1990	Tim Clark, rf	12
1991	<b>Gary Hymel, c</b>	<b>25</b>
1992	Todd Walker, 2b	12
1993	<b>Todd Walker, 2b</b>	<b>12</b>
1994	Todd Walker, 2b	15
1995	Nathan Dunn, 3b	18
1996	<b>Eddy Furniss, 1b</b>	<b>26</b>
1997	<b>Brandon Larson, ss</b>	<b>40</b>
1998	<b>Brad Cresce, c</b>	<b>29</b>
1999	Trey McClure, of	18
	Jeff Leamont, 1b	18
2000	<b>Brad Cresce, c</b>	<b>30</b>
2001	Todd Linden, of	24
2002	Matt Heath, lf	10
2003	Ryan Patterson, dh	16
	Clay Harris, 1b	16
2004	Ryan Patterson, lf	14
2005	Ryan Patterson, lf	20
2006	<b>Quinn Stewart, rf</b>	<b>23</b>
2007	Blake Dean, of	7
	Sean Ochinko, c	7
2008	<b>Matt Clark, 1b</b>	<b>28</b>
2009	Ryan Schimpf, inf/of	22
2010	Matt Gaudet, dh	19
2011	Mikie Mahtook, of	14
2012	Mason Katz, 1b/of	13
2013	<b>Mason Katz, 1b</b>	<b>16</b>
2014	Sean McMullen, of	7
	Kade Scivicque, c	7
2015	Chris Chinea, 1b	11
2016	Greg Deichmann, 1b	11
2017	Greg Deichmann, of	19
2018	Beau Jordan, of	8
	Daniel Cabrera, of	8
	Jake Slaughter, 3b	8
2019	Antoine Duplantis, of	12
	Daniel Cabrera, of	12



1983	Mark Cooper, c	46
1984	John Dixon, 1b	39
1985	Tim Sossamon, rf	50
1986	Albert Belle, of	66
1987	<b>Craig Faulkner, c</b>	<b>69</b>
1988	<b>Craig Cala, rf</b>	<b>75</b>
1989	<b>Wes Grisham, dh</b>	<b>85</b>
1990	Wes Grisham, lf	72
1991	<b>Gary Hymel, c</b>	<b>79</b>
1992	<b>Todd Walker, 2b</b>	<b>76</b>
1993	<b>Todd Walker, 2b</b>	<b>102 *</b>
1994	Russ Johnson, ss	74
1995	Mike Klostermeyer, 1b	62
1996	<b>Eddy Furniss, 1b</b>	<b>103 *</b>
1997	<b>Brandon Larson, ss</b>	<b>118</b>
1998	<b>Brad Cresse, c</b>	<b>90</b>
1999	Jeff Leumont, 1b	82
2000	<b>Brad Cresse, c</b>	<b>106 *</b>
2001	<b>Todd Linden, of</b>	<b>76</b>
2002	Sean Barker, rf	62
2003	Aaron Hill, ss	67
2004	Ryan Patterson, lf	67
2005	Nick Stavinoaha, rf	65
2006	Quinn Stewart, rf	56
2007	Blake Dean, of	46
2008	Blake Dean, of/dh	73
2009	Blake Dean, of/dh	71
2010	Blake Dean, 1b	70
2011	Mikie Mahtook, of	56
2012	Raph Rhymes, lf	53
2013	<b>Mason Katz, 1b</b>	<b>70</b>
2014	Alex Bregman, ss	47
2015	Chris China, 1b	58
2016	Greg Deichmann, 1b	57
2017	Greg Deichmann, of	73
2018	Daniel Cabrera, of	54
2019	Antoine Duplantis, of	68

\* — also NCAA Leader

## BATTING AVERAGE

YEAR	NAME, POS.	AVG.
1948	NA	
1949	Lee Hedges, ss-of	.303
1950	Sinclair Kouns, 1b	.366
1951	Gene Murphy, c	.390
1952	Jerry Marchand, c	.313
1953	Jerry Marchand, c-of	.371
1954	Roger Sigler, p-lf	.356
1955	Roger Sigler, p-of	.270
1956	Roger Sigler, p-1b	.318
1957	Ralph Richoux, c	.308
1958	Al White, 2b	.388
1959	Andy Bourgeois, 3b	.310
1960	Carey Guglielmo, rf	.295
1961	Hadley Smith, lf	.333
1962	Jimmy Field, lf	.356
1963	Harry Morel, 3b	.308
1964	Bob Stewart, 1b	.302
1965	Harry Morel, 3b	.275
1966	Terry Smith, 1b	.305
1967	Tom Giles, c	.329
1968	Bob Leake, rf	.323
1969	Phil Lewis, 3b	.238
1970	Bill Bright, rf	.303
1971	Mike Nunally, rf	.395
1972	Mike Miley, ss	.333
1973	Gerald Keigley, 3b	.325
1974	Randy Aldridge, lf	.308
1975	Steve Frank, 1b	.337
1976	Tony Touts, ss	.324
1977	Kenny Klug, 3b	.311
1978	Tim Wadsworth, c-1b-dh.250	
1979	Bobby Mariano, 3b	.368
1980	Chip Moses, ss	.326
1981	Andy Petrone, 3b	.362
1982	Ken Mulshenock, dh	.325
1983	Mark Cooper, c	.377
1984	Mark Cooper, c	.326
1985	Marty Lanoux, 3b	.352
1986	Jeff Yurtin, 3b	.361
	Jim Bowie, 1b	.361
1987	Albert Belle, of	.349
1988	Craig Cala, rf	.323
1989	Wes Grisham, dh	.364
1990	Wes Grisham, lf	.360
1991	Lyle Mouton, rf	.355
1992	Todd Walker, 2b	.400
1993	Todd Walker, 2b	.395
1994	Russ Johnson, ss	.410
1995	Warren Morris, 2b	.369
1996	Eddy Furniss, 1b	.374
1997	Brandon Larson, ss	.381
1998	Eddy Furniss, 1b	.403
1999	Jeff Leumont, 1b	.342
2000	Brad Cresse, c	.388
2001	Bryan Moore, 1b	.373
2002	Sean Barker, rf	.382
2003	Aaron Hill, ss	.358

2004	J.C Holt, cf	.393
2005	Nick Stavinoaha, rf	.370
2006	Steven Waguespack, 1b.321	
2007	Blake Dean, of	.316
2008	Blake Dean, of/dh	.353
2009	DJ LeMahieu, inf	.350
2010	Micha Gibbs, c	.388
2011	<b>Mikie Mahtook, of</b>	<b>.383</b>
2012	<b>Raph Rhymes, lf</b>	<b>.431 *</b>
2013	Mason Katz, 1b	.370
2014	Andrew Stevenson, of	.335
2015	Kade Scivicque, c	.355
2016	Cole Freeman, 2b	.329
2017	Zach Watson, of	.317
2018	Antoine Duplantis, of	.328
2019	Josh Smith, ss	.346

\* - also NCAA Leader

## STOLEN BASES

YEAR	NAME, POS.	SB
1948	NA	
1949	Bob Meador, of	9
1950	NA	
1951	NA	
1952	NA	
1953	Irvin Delatte, 1b	4
1954	Dick McMurray, rf	3
	Paul Zinser, 3b	3
1955	Roger Sigler, p-of	4
1956	Ed Blanchard, ss	4
1957	Redfield Bryan, ss	4
1958	Redfield Bryan, 1b	19
1959	Ronnie Johnston, cf	10
1960	Carey Guglielmo, rf	13
1961	Larry Edmonson, 2b	8
1962	Larry Edmonson, 2b	5
1963	Bobby Cotten, rf	7
	Bobby Theriot, 1b	7
1964	Pat Screen, lf	6
1965	NA	
1966	Lyndon Morris, lf-2b	8
1967	Lyndon Morris, ss-lf	4
1968	Steve Oglin, lf	5
1969	Craig Burns, cf	8
1970	Mike Sonderegger, lf	9
1971	Craig Burns, cf	14
1972	Mike Sonderegger, lf	19
1973	Mike Sonderegger, of	11
1974	Tony Touts, 3b	11
1975	<b>Larry Wright, of</b>	<b>25</b>
1976	Larry Wright, of	20
1977	Larry Wright, cf	14
1978	Larry Wright, cf	8
1979	Sherman Trimm, cf	20
1980	Chip Moses, ss	12
1981	Chip Moses, 2b	15
1982	John Morse, lf	13
1983	Mke Saab, rf	19
1984	Manny Mantrana, 2b	17
1985	Jeff Reboulet, ss	34
1986	Rob Hartwig, of	31
1987	<b>Rob Hartwig, of</b>	<b>42</b>
1988	Andy Galy, 2b	15
1989	Ron Lim, cf	33
1990	Ron Lim, cf	24
	Scott Bethea, ss	24
1991	Lyle Mouton, rf	20
1992	Harry Berrios, rf	22
1993	Harry Berrios, rf	21
1994	Russ Johnson, ss	26
1995	Warren Morris, 2b	18
1996	Mike Koerner, cf	24
1997	Mike Koerner, cf	17
1998	Josh Dalton, ss	28
1999	Josh Dalton, ss	24
2000	Jeremy Witten, lf	24
2001	Ryan Theriot, ss	17
2002	Sean Barker, rf	24
2003	J.C Holt, cf	16
2004	J.C. Holt, cf	21
2005	Blake Gill, dh	8
2006	Bruce Sprowl, lf	9
2007	Jared Mitchell, cf	18
2008	Jared Mitchell, lf	16
	Ryan Schimpf, 2b	16
2009	Jared Mitchell, of	36
2010	Mikie Mahtook, of	22
2011	<b>Mikie Mahtook, of</b>	<b>29</b>
2012	JaCoby Jones, 2b	11
2013	Alex Bregman, ss	16
2014	Alex Bregman, ss	12
2015	<b>Alex Bregman, ss</b>	<b>38</b>
2016	<b>Jake Fraley, of</b>	<b>28</b>
2017	Cole Freeman, 2b	19
	Antoine Duplantis, of	19
2018	Antoine Duplantis, of	19
2019	Josh Smith, ss	20

## STRIKEOUTS PITCHED

YEAR	NAME	SO
1948	Dick Thompson	53
1949	Dick Thompson	53
1950	NA	
1951	NA	
1952	Benny McArdle	64
1953	Bill Lee Jr.	44
1954	Bill Lee Jr.	24
1955	Bill Lee Jr.	42
1956	Roger Sigler	44
1957	Roger Sigler	28
1958	Bob Loftin	32
1959	Butch Mixon	87
1960	Butch Mixon	61
1961	Allen Smith	75
1962	Fred Southerland	64
1963	Steve George	50
1964	Steve George	56
1965	Van Quigley	54
1966	Bruce Baudier	53
1967	Bruce Baudier	65
1968	Dick Hicks	62
1969	Mike Lee	35
	Al Hoaglund	35
1970	Randy Wiles	70
1971	Randy Wiles	65
1972	<b>Randy Wiles</b>	<b>116</b>
1973	Randy Wiles	59
1974	Tom Charpentier	40
1975	<b>Paul Stefan</b>	<b>79</b>
1976	<b>Paul Stefan</b>	<b>83</b>
1977	Paul Stefan	51
1978	Mike Lloyd	32
1979	Mike Alvarez	43
1980	Don Schneider	48
1981	Billy Donathan	38
1982	Billy Donathan	64
1983	<b>Cal Santarelli</b>	<b>91</b>
1984	Robbie Smith	87
1985	Eric Hetzel	99
1986	<b>Mark Guthrie</b>	<b>122</b>
1987	Gregg Patterson	109
1988	<b>Russ Springer</b>	<b>156</b>
1989	<b>Ben McDonald</b>	<b>202</b>
1990	Paul Byrd	130
1991	<b>Chad Ogea</b>	<b>140</b>
1992	Lloyd Peever	116
1993	Mike Sirotko	105
1994	Scott Schultz	131
1995	<b>Scott Schultz</b>	<b>150</b>
1996	Eddie Yarnall	156
1997	Doug Thompson	158
1998	Randy Keisler	135
1999	<b>Kurt Ainsworth</b>	<b>157</b>
2000	Brian Tallet	134
2001	Lane Mestepey	79
2002	Bo Pettit	121
2003	Bo Pettit	99
2004	Justin Meier	75
2005	Greg Smith	82
2006	Clay Dirks	84
2007	Charlie Furbush	88
2008	Jared Bradford	90
2009	<b>Anthony Ranaudo</b>	<b>159</b>
2010	Austin Ross	98
2011	Kevin Gausman	86
2012	<b>Kevin Gausman</b>	<b>135</b>
2013	<b>Aaron Nola</b>	<b>122</b>
2014	<b>Aaron Nola</b>	<b>134</b>
2015	Alex Lange	131
2016	Alex Lange	125
2017	Alex Lange	150
2018	Zack Hess	107
2019	Zack Hess	82

## EARNED RUN AVERAGE

YEAR	NAME	ERA
1952	Benny McArdle	2.31
1953	Benny McArdle	2.89
1954	Tom Barfield	1.33
1955	Leonard Drude	4.25
1956	Roger Sigler	1.74
1957	Jim Burt	2.33
1958	Fred Falkenhainer	2.40
1959	Bob Flowers	3.00
1960	Bob Flowers	1.90
1961	<b>Allen Smith</b>	<b>1.34</b>
1962	Allen Smith	1.93
1963	Wiley Dial	2.23
1964	Steve George	2.32
1965	Van Quigley	3.52
1966	<b>Bruce Baudier</b>	<b>1.10</b>
1967	Bruce Baudier	2.11
1968	Mike Tullier	1.35
1969	Craig Pemberton	2.59
1970	<b>Rick Farizo</b>	<b>0.21</b>
1971	Craig Pemberton	2.18

1972	Randy Wiles	1.79
1973	Pat Mook	2.71
1974	Tom Charpentier	2.50
1975	Guy Hollingsworth	1.83
1976	Paul Stefan	1.94
1977	Randy Olsen	3.37
1978	Mike Lloyd	2.13
1979	Kevin Karcher	2.36
1980	<b>Don Schneider</b>	<b>1.38</b>
1981	Mike Murdock	3.73
1982	Billy Donathan	3.40
1983	Cal Santarelli	2.74
1984	Mark Guthrie	2.00
1985	Mark Guthrie	3.39
1986	<b>Barry Manuel</b>	<b>2.37</b>
1987	Gregg Patterson	1.84
1988	Ben McDonald	2.65
1989	Curtis Leskanic	3.19
1990	John O'Donoghue	2.88
1991	Mike Sirotko	2.80
1992	Lloyd Peever	1.98
1993	<b>Brett Laxton</b>	<b>1.98</b>
1994	Bhrett McCabe	2.84
1995	Scott Schultz	3.46
1996	Eddie Yarnall	2.38
1997	Chris Demouy	3.63
1998	Doug Thompson	4.24
1999	Kurt Ainsworth	3.45
2000	Brian Tallet	3.52
2001	Lane Mestepey	3.75
2002	<b>Lane Mestepey</b>	<b>2.59</b>
2003	Justin Meier	2.83
2004	Clay Dirks	3.43
2005	Jason Determann	2.30
2006	Derik Olvey	3.50
2007	Jared Bradford	4.41
2008	Louis Coleman	1.95
2009	<b>Louis Coleman</b>	<b>2.93</b>
2010	Austin Ross	5.22
2011	Kurt McCune	3.31
2012	Kevin Gausman	2.77
2013	Aaron Nola	1.57
2014	<b>Aaron Nola</b>	<b>1.47</b>
2015	Alex Lange	1.97
2016	Jared Poche'	3.35
2017	Alex Lange	2.97
2018	Ma'Khail Hilliard	3.79
2019	Zack Hess	4.71

## INNINGS PITCHED

YEAR	NAME	IP
1948	Dick Thompson	72.2
1949	Dick Thompson	58.2
1950	NA	
1951	Bud McDonald	41.2
1952	Benny McArdle	78
1953	Benny McArdle	56
1954	Roger Sigler	33
1955	Leonard Drude	72
1956	Roger Sigler	83.1
1957	Leonard Drude	47
1958	Bob Loftin	58.2
1959	Butch Mixon	69
1960	Allen Smith	70.1
1961	Allen Smith	88
1962	Allen Smith	79
1963	Steve George	68.2
1964	Steve George	69.2
1965	Van Quigley	69
1966	Van Quigley	55.2
1967	Bruce Baudier	72.2
1968	Dick Hicks	74.1
1969	Dale Burch	59.1
1970	Randy Wiles	79.1
1971	Louis Farmer	81.1
1972	Randy Wiles	90.2
1973	Pat Mook	66.1
1974	Pat Mook	56.2
1975	Pat Mook	96.2
1976	Paul Stefan	97.1
1977	Paul Stefan	94.2
1978	Jim Uremovich	76.1
1979	Mike Alvarez	84.1
1980	Mike Alvarez	70
1981	Mike Murdock	67.2
1982	Billy Donathan	65
1983	Cal Santarelli	82
1984	Robbie Smith	105
1985	Eric Hetzel	105
1986	Stan Loewer	123.2
1987	Gregg Patterson	122
1988	Russell Springer	119
1989	Ben McDonald	152.1
1990	Paul Byrd	140.2
1991	Chad Ogea	131.1
1992	Lloyd Peever	104.2
1993	Mike Sirotka	145
1994	Scott Schultz	118.2
1995	Scott Schultz	117



**First Baseman Eddy Furniss  
(1995-98)**



**Shortstop Jason Williams  
(1993-96)**



**Shortstop Brandon Larson  
(1997)**

## Batting

### MOST GAMES

Season: 73 by Ryan Schimpf (2009); by Johnny Tellechea, Andy Sheets, Tookie Johnson (1991); by Wes Grisham, Tim Clark, Scott Bethea (1990)

Career: 269 by Antoine Duplantis (2016-19)  
266 by Jason Williams (1993-96)

### MOST AT BATS

Game: 8 by Jim Hathorne and Duane Dewey vs. Tulane (4-5-1979); by Josh Smith vs. Miss. State (5-22-2019); by Daniel Cabrera vs. Miss. State (5-22-2019)

Season: 293 by Ryan Patterson (2004)  
Career: 1,109 by Antoine Duplantis (2016-19) - **SEC RECORD**  
1,019 by Jason Williams (1993-96)

### MOST RUNS SCORED

Game: 5 by 10 players; most recently by Kramer Robertson vs. Georgia (3-17-2017)

Season: 95 by Nathan Dunn (1996)  
Career: 270 by Jason Williams (1993-96) - **SEC RECORD**

### MOST HITS

Game: 6 by Antoine Duplantis vs. Georgia (3-17-2017)

Season: 110 by Brandon Larson (1997)  
Career: 359 by Antoine Duplantis (2016-19)

### MOST SINGLES

Game: 5 by Craig Faulkner vs. Oral Roberts (3-21-1987); by Antoine Duplantis vs. Georgia (3-17-2017)

Season: 85 by Raph Rhymes (2012)  
Career: 280 by Antoine Duplantis (2016-19)

### MOST DOUBLES

Game: 3 on 20 occasions; most recently by Kramer Robertson vs. Georgia (3-17-2017)

Season: 36 by Brad Hawpe (2000) - **SEC RECORD**  
Career: 87 by Eddy Furniss (1995-98) - **SEC RECORD**

### MOST TRIPLES

Game: 2 on 13 occasions; most recently by Jake Fraley vs. Princeton (2-28-2015)

Season: 11 by Todd Walker (1993)  
Career: 16 by Antoine Duplantis (2016-19)

### MOST HOME RUNS

Game: 3 by Mark Cooper vs. Ole Miss (4-9-1983); by Eddy Furniss at Arkansas (4-21-1995); by Eddy Furniss vs. Georgia (3-17-1996); by Brandon Larson vs. Duke (2-23-1997); by Brandon Larson at La. Tech (3-25-1997); by Eddy Furniss at Auburn (3-13-1998); by Eric Hendrickson vs. Ohio (3-5-1999); by Brad Cresse vs. UL-Monroe (5-27-2000); by Zeph Zinsman vs. Duquesne (2-23-2001); by Quinn Stewart vs. Stetson (3-11-2006); by Leon Landry at Mississippi State (5-16-2009)

Season: 40 by Brandon Larson (1997) - **SEC RECORD**  
Career: 80 by Eddy Furniss (1995-98) - **SEC RECORD**

### MOST RUNS BATTED IN

Game: 9 by Eric Hendrickson vs. Ohio (3-5-1999)

Season: 118 by Brandon Larson (1997) - **SEC RECORD**  
Career: 308 by Eddy Furniss (1995-98) - **SEC RECORD**

### MOST TOTAL BASES

Game: 16 by Eddy Furniss at Auburn (3-13-1998)  
Season: 250 by Brandon Larson (1997) - **SEC RECORD**  
Career: 689 by Eddy Furniss (1995-98) - **SEC RECORD**

### HIGHEST SLUGGING PERCENTAGE

Season: .898 by Eddy Furniss (1998)  
Career: .727 by Eddy Furniss (1995-98)

### MOST SACRIFICE FLIES

Game: 2 on several occasions; most recently by Saul Garza vs. Bryant (2-23-2019)

Season: 10 by Wes Grisham (1990); by Blake Dean (2009)  
Career: 27 by Blake Dean (2007-10)

### MOST SACRIFICE BUNTS

Game: 2 on several occasions; most recently by Hal Hughes vs. San Diego State (6-1-2018)

Season: 16 by Hal Hughes (2018); 16 by Cole Freeman (2017)  
Career: 37 by Tyler Hanover (2009-12)

### MOST WALKS

Game: 4 on several occasions; most recently by Bryce Jordan vs. Texas (2-23-2018)

Season: 77 by Andy Galy (1987)  
Career: 191 by Eddy Furniss (1995-98)

### MOST STRIKEOUTS

Game: 5 by Tim Lanier at Nicholls State (4-26-1994); by Casey Cuntz vs. South Carolina (4-5-1997)

Season: 73 by Gary Hymel (1991)  
Career: 213 by Brad Cresse (1997-2000)

### MOST STOLEN BASES

Game: 4 by Wally McMakin vs. Michigan State (3-21-1975); by Jared Mitchell vs. Kentucky (3-15-2009); by Leon Landry vs. William & Mary (2-28-2010); by Alex Bregman vs. Northwestern State (4-8-2015)

Season: 42 by Rob Hartwig (1987)  
Career: 73 by Rob Hartwig (1986-87)

### HIGHEST BATTING AVERAGE

(Minimum of two at bats per team game)

Season: .431 by Raph Rhymes (2012)  
Career: .396 by Todd Walker (1992-94)

### LONGEST HITTING STREAK

Season: 33 games by Todd Walker (1993)

## Pitching

### MOST INNINGS PITCHED

Game: 10.2 by Russell Springer vs. Kentucky (3-20-1988)

Season: 152.1 by Ben McDonald (1989)  
Career: 480 by Lane Mestepey (2001-05)

### MOST APPEARANCES

Season: 41 by Barry Manuel (1986); by Rick Greene (1991)  
Career: 110 by Paul Bertucciini (2007-10)

### MOST STRIKEOUTS

Game: 24 by Butch Mixon vs. Southwestern Louisiana (4-28-1959) - **SEC RECORD**

Season: 202 by Ben McDonald (1989) - **SEC RECORD**  
Career: 409 by Scott Schultz (1992-95)

### MOST WALKS ALLOWED

Game: 11 by Eddie Olsen vs. Ole Miss (3-20-1977); by John Chadwick vs. Miss. State (4-4-1966)

Season: 79 by Dan Kite (1988)  
Career: 183 by Dan Kite (1986-88)

### MOST HITS ALLOWED

Game: 15 by Scott Schultz at Auburn (5-6-1994)  
Season: 158 by Lane Mestepey (2001)  
Career: 535 by Lane Mestepey (2001-05)

### MOST WILD PITCHES

Game: 6 by Scott Schultz vs. Alabama (4-28-1995)  
Season: 20 by Kurt Ainsworth (1999)  
Career: 45 by Scott Schultz (1992-95)



## Individual Records

### MOST STARTS

Season: 22 by Ben McDonald (1988);  
by Mark Guthrie (1986)  
Career: 70 by Jared Poche' (2014-17)

### MOST SHUTOUTS

Season: 3 by Randy Wiles (1970); by Ben McDonald (1989);  
by Brian Tallet (2000); by Aaron Nola (2013)  
Career: 7 by Randy Wiles (1970-73)

### MOST COMPLETE GAMES

Season: 10 by Mike Sirotka (1993); by Ben McDonald (1988);  
by Paul Stefan (1976)  
Career: 27 by Pat Mook (1972-75)

### LOWEST EARNED RUN AVERAGE

Season: 0.21 by Rick Farizo (1970) - **SEC RECORD**  
Career: 1.70 by Bruce Baudier (1966-67)

### HIGHEST WON-LOST PERCENTAGE

Season: 1.000 by Lloyd Peever (14-0, 1992);  
by Alex Lange (12-0, 2015)  
Career: .880 by Patrick Coogan (22-3, 1995-97)

### MOST WINS

Season: 17 by Paul Byrd (17-6, 1990)  
Career: 39 by Jared Poche' (39-13, 2014-17)

### MOST LOSSES

Season: 9 by Charlie Furbush (2007)  
Career: 20 by Lane Mestepey (2001-05)

### MOST SAVES

Season: 16 by Matty Ott (2009); by Chris Cotton (2013)  
Career: 33 by Matty Ott (2009-11)

### FEWEST HITS ALLOWED

(Per Nine Innings)  
Season: 4.07 by Fred Southerland  
(25 hits in 55.1 IP, 1962)  
Career: 5.33 by Barry Manuel (80 hits in 135 IP, 1985-87)

### FEWEST WALKS ALLOWED

(Per Nine Innings)  
Season: 0.58 by Chris Cotton (3 walks in 46.2 IP, 2013)  
Career: 1.13 by Chris Cotton (16 walks in 127.1 IP, 2010-13)

### MOST STRIKEOUTS

(Per Nine Innings)  
Season: 14.33 by Russell Springer (68 Ks in 42.2 IP, 1987)  
Career: 11.88 by Eddie Yarnall (260 Ks in 197 IP, 1994-96)

### MOST RUNS ALLOWED

Game: 15 by Chuck Voorhies vs. Michigan State  
(3-22-1975)  
Season: 77 by Lane Mestepey (2001)  
Career: 249 by Lane Mestepey (2001-05)

### MOST EARNED RUNS ALLOWED

Game: 11 by Ben McDonald vs. Texas (6-8-1989)  
Season: 68 by Brandon Bowe (1999); by Bo Pettit (2003)  
Career: 192 by Lane Mestepey (2001-05)

### MOST PICKOFFS

Season: 19 by John O'Donoghue (1990)

## Fielding

### MOST PUT OUTS


Game: 25 by Chris Chinae at Alabama (4-2-2015)  
Season: 633 by Kenny Jackson (1993)  
Career: 1598 by Eddy Furniss (1995-98)

### MOST ASSISTS

Game: 10 on four occasions; most recently by Michael  
Hollander vs. Ole Miss (4-14-2007)  
Season: 246 by Ryan Theriot (2001)  
Career: 625 by Jason Williams (1993-96);  
by Ryan Theriot (1999-2001)

### MOST ERRORS

Game: 4 on four occasions; most recently by Michael  
Hollander vs. New Orleans (3-29-2005)  
Season: 33 by Keith Osik (1989)  
Career: 74 by Mike Crowell (1975-78)



Pitcher Randy Wiles  
(1970-73)



Pitcher Scott Schultz  
(1992-95)



Pitcher Russ Springer  
(1987-89)



Shortstop Ryan Theriot (1999-2001)



**Pitcher Rick Farizo**  
(1968-71)



**Head Coach Jim Smith**  
(1966-78)



**Catcher Rob Leary**  
(1985-86)

## Batting

### MOST AT BATS

Game: 61 at Alabama (4-20-2013)  
Season: 2,542 (2000)

### MOST RUNS SCORED

Inning: 18 vs. Georgia Tech (7th inning, 5-26-1996)  
Game: 29 vs. Georgia Tech (5-26-1996)  
Season: 673 (1997)

### MOST HITS

Game: 27 vs. Evansville (3-14-1990)  
Season: 864 (2000)

### MOST SINGLES

Game: 19 at Miss. State (5-19-1995)  
Season: 558 (2000)

### MOST DOUBLES

Game: 10 vs. Arkansas (3-22-1998)  
Season: 194 (2000) - **SEC RECORD**

### MOST TRIPLES

Game: 3 on 16 occasions; most recently vs. Maryland (2-25-2017)  
Season: 37 (1993)

### MOST HOME RUNS

Game: 8 vs. Southern California (5-30-1998)  
Season: 188 (1997) - **NCAA RECORD**

### MOST RUNS BATTED IN

Game: 28 vs. Georgia Tech (5-26-1996)  
Season: 632 (1997) - **SEC RECORD**

### MOST TOTAL BASES

Game: 54 at Louisiana College (3-14-1992)  
Season: 1,523 (1997)

### HIGHEST SLUGGING PERCENTAGE

Game: 1.073 vs. Northwestern State (5-13-2014)  
Season: .607 (1997)

### MOST SACRIFICE FLIES

Game: 4 on three occasions, most recently vs. Jackson State (5-31-2013)  
Season: 48 (1996)

### MOST SACRIFICE BUNTS

Game: 4 on nine occasions, most recently at Alabama (4-2-2015)  
Season: 56 (2011)

### MOST WALKS RECEIVED

Game: 16 vs. Mercer (2-18-89); vs. Mercer (2-19-1989); vs. Florida (3-2-1991)  
Season: 444 (1989)

### MOST STRIKEOUTS

Game: 21 vs. Tulane (11 innings, 4-30-1965)  
Season: 585 (1997)

### MOST STOLEN BASES

Game: 10 vs. Michigan St. (3-21-75)  
Season: 156 (1987)

### MOST LEFT ON BASE

Game: 22 vs. Tulane (14 innings, 4-5-79)  
Season: 613 (2000)

### BATTING AVERAGE

High: .340 (2000)  
Low: .210 (1969)

### HITS PER GAME

High: 12.52 (2000)  
Low: 6.06 (1969)

### RUNS PER GAME

High: 9.67 (1996)  
Low: 2.83 (1969)

### WALKS PER GAME

High: 6.17 (1989)  
Low: 2.79 (1965)

### STRIKEOUTS PER GAME

High: 8.37 (1998)  
Low: 3.81 (1981)

## Fielding

### HIGHEST FIELDING PERCENTAGE

Season: .980 (2012, 2013, 2017)

### MOST PUT OUTS

Game: 50 vs. Miss. State (16.2 innings, 5-22-2019);  
48 vs. South Alabama (16 innings, 4-10-1972);  
at Alabama (16 innings, 4-20-2013);  
at Alabama (16 innings, 4-2-2015)  
Season: 1,933 (2009)

### MOST ASSISTS

Game: 29 at Alabama (16 innings, 4-2-2015)  
Season: 830 (1993)

### MOST ERRORS

Game: 8 vs. Auburn (3-4-1984)  
Season: 125 (1993)

### MOST DOUBLE PLAYS TURNED

Game: 5 vs. Georgia (4-13-2002); vs. Mississippi State (3-26-2004)  
Season: 73 (2002)

### MOST TRIPLE PLAYS TURNED

Game: 1 vs. New Orleans (4-28-81); vs. Oklahoma (5-23-97); vs. Ole Miss (3-28-99)  
Season: 1 (1981, 1997, 1999)



**Pitcher Clay Parker (1982-85)**



## Pitching

### MOST INNINGS PITCHED

Game: 16.2 vs. Miss. State (5-22-2019);  
16 vs. South Alabama (4-10-1972);  
16 at Alabama (4-20-2013);  
16 at Alabama (4-2-2015)

Season: 644.1 (2009)

### MOST STRIKEOUTS PITCHED

Game: 24 vs. Southwestern La. (4-28-1959)  
Season: 682 (1997)

### MOST WALKS ALLOWED

Game: 16 vs. Tulane (3-10-1983)  
Season: 292 (1988)

### MOST RUNS ALLOWED

Inning: 12 vs. Miss. State  
(3rd inning, 4-10-1978)  
Game: 28 at Alabama (5-10-1997)  
Season: 402 (1999)

### MOST EARNED RUNS ALLOWED

Game: 22 at Alabama (5-10-1997)  
Season: 351 (2010)

### MOST HITS ALLOWED

Game: 28 at Alabama (5-10-1997)  
Season: 661 (2000)

### MOST WILD PITCHES

Game: 7 at Ole Miss (4-26-2018)  
Season: 69 (1999, 2018)

### MOST APPEARANCES

Game: 11 vs. McNeese State (3-11-2015);  
vs. Grambling (4-4-2017)  
Season: 289 (2013)

### SAVES

High: 22 (2009)  
Low: 0 (1976)

### COMPLETE GAMES

High: 25 (1979, 1968)  
Low: 0 (2019)

### EARNED RUN AVERAGE

High: 6.08 (1981)  
Low: 1.75 (1968)

### STRIKEOUTS PITCHED PER GAME

High: 9.74 (1997)  
Low: 3.78 (1978)

### WALKS ALLOWED PER GAME

High: 5.22 (1982)  
Low: 2.46 (2012)

### HITS ALLOWED PER GAME

High: 10.4 (2007)  
Low: 4.79 (1968)

### RUNS ALLOWED PER GAME

High: 6.92 (1981)  
Low: 1.91 (1968)

## Season

### GAMES PLAYED

High: 73 (1990, 1991, 2009)  
Low: 19 (1965)

### GAMES WON

High: 57 (1997, 2013) - **SEC RECORD**  
Low: 6 (1965)

### GAMES LOST

High: 34 (1978)  
Low: 11 (2013)

### CONSECUTIVE GAMES WON

Season: 23 (2008)

### CONSECUTIVE GAMES LOST

Season: 11 (1982)

### GAMES WON AT HOME

High: 39 (2013)  
Low: 6 (1965)

### GAMES WON AWAY FROM HOME

High: 24 (1989, 2000)  
Low: 0 (1965)

### CONFERENCE WINS

High: 23 (2013)  
Low: 4 (1977, 1969, 1966, 1965)

### CONFERENCE LOSSES

High: 18 (1978)  
Low: 3 (1975)

### WON-LOST PERCENTAGE

High: .838 (57-11, 2013)  
Low: .282 (12-34, 1978)



Jason Determann posted a 19-5 mark and a 3.13 ERA during his LSU career (2002-05).



Outfielder Ryan Patterson (2003-05)



Pitcher Pat Mook (1972-75)



Head Coach Ray Didier led LSU to the 1961 SEC title.

Louis Coleman • 2009 First-Team All-American



## ALL-AMERICA

- 2017 **Greg Deichmann**, OF, Collegiate Baseball, Baseball America, ABCA, NCBWA, D1 Baseball, Perfect Game (1st Team)  
**Alex Lange**, RHP, Collegiate Baseball, Baseball America, ABCA, NCBWA, D1 Baseball (2nd Team)  
**Kramer Robertson**, SS, Collegiate Baseball (3rd Team); Perfect Game (Honorable Mention)
- 2016 **Kramer Robertson**, SS, Collegiate Baseball (2nd Team)
- 2015 **Alex Bregman**, SS, Collegiate Baseball, Baseball America, D1 Baseball (1st Team); NCBWA, ABCA, Perfect Game (2nd Team)  
**Alex Lange**, RHP, Collegiate Baseball, Baseball America, NCBWA, Perfect Game (1st Team); ABCA, D1 Baseball (2nd Team)  
**Kade Scivicque**, C, D1 Baseball (1st Team); Collegiate Baseball, Baseball America (2nd Team); NCBWA, Perfect Game (3rd Team)  
**Andrew Stevenson**, OF, Baseball America, D1 Baseball (3rd Team)  
**Chris Chinea**, 1B, Collegiate Baseball, NCBWA (3rd Team)
- 2014 **Aaron Nola**, RHP, Baseball America, Collegiate Baseball, ABCA, Perfect Game, NCBWA (1st Team)
- 2013 **Alex Bregman**, SS, Baseball America, ABCA, Perfect Game (1st Team); NCBWA (2nd Team); Collegiate Baseball (3rd Team)  
**Mason Katz**, 1B, NCBWA (1st Team); ABCA, Collegiate Baseball, Perfect Game (2nd Team)  
**Aaron Nola**, RHP, Baseball America, Collegiate Baseball, ABCA, Perfect Game, NCBWA (1st Team)
- 2012 **Raph Rhymes**, OF, Collegiate Baseball, ABCA, NCBWA (1st Team); Baseball America (3rd Team)  
**Kevin Gausman**, RHP, Collegiate Baseball, Perfect Game, ABCA (1st Team); Baseball America, NCBWA (2nd Team)  
**Austin Nola**, SS, Perfect Game (2nd Team)
- 2011 **Mikie Mahtook**, OF, Baseball America (1st Team); ABCA (1st Team); Collegiate Baseball (2nd Team)
- 2010 **Micah Gibbs**, C, Baseball America (2nd Team); NCBWA (2nd Team); ABCA (3rd Team)
- 2009 **Louis Coleman**, RHP, Baseball America (1st Team); Collegiate Baseball (1st Team); NCBWA (1st Team); ABCA (1st Team)  
**Matty Ott**, RHP, NCBWA (2nd Team); ABCA (3rd Team)  
**Anthony Ranaudo**, RHP, NCBWA (3rd Team)
- 2008 **Blake Dean**, OF, Baseball America (1st Team)
- 2005 **Ryan Patterson**, LF, USA Today/SportsWeekly (1st Team); NCBWA (1st Team); ABCA (2nd Team); Collegiate Baseball (2nd Team); Baseball America (3rd Team)  
**Greg Smith**, LHP, Collegiate Baseball (3rd Team)
- 2004 **Jon Zeringue**, RF, USA Today/SportsWeekly (1st Team); NCBWA (1st Team); Collegiate Baseball (2nd Team)  
**J.C. Holt**, CF, Baseball America (3rd Team)  
**Clay Dirks**, LHP, NCBWA (3rd Team)
- 2003 **Aaron Hill**, SS, Baseball America (1st Team); Collegiate Baseball (2nd Team); ESPN/SportsWeekly (2nd Team); ABCA (2nd Team)
- 2002 **Lane Mestepey**, LHP, Collegiate Baseball (3rd Team)
- 2001 **Lane Mestepey**, LHP, Collegiate Baseball (3rd Team)  
**Todd Linden**, OF, Baseball America (3rd Team)

Kevin Gausman • 2012 First-Team All-American



- 2000 **Brad Cresse**, C, Baseball Weekly (1st Team); Collegiate Baseball (1st Team); NCBWA (1st Team), Baseball America (1st Team); ABCA (1st Team); The Sporting News (2nd Team)  
**Brad Hawpe**, 1B, Baseball America (2nd Team); Collegiate Baseball (3rd Team)  
**Brian Tallet**, LHP, Baseball America (2nd Team)
- 1999 **Kurt Ainsworth**, RHP, Baseball America (1st Team)  
**Brad Cresse**, C, NCBWA (2nd Team)  
**Jeff Leamont**, 1B, NCBWA (3rd Team)
- 1998 **Eddy Furniss**, 1B, NCBWA (1st Team); Collegiate Baseball (1st Team); Baseball America (1st Team); The Sporting News (1st Team); ABCA (1st Team); USA Today (2nd Team)  
**Brad Cresse**, C, The Sporting News (1st Team); NCBWA (2nd Team); ABCA (3rd Team)  
**Trey McClure**, INF, NCBWA (2nd Team); The Sporting News (3rd Team)  
**Doug Thompson**, RHP, NCBWA (2nd Team)
- 1997 **Brandon Larson**, SS, Baseball America (1st Team); NCBWA (1st Team); The Sporting News (1st Team); ABCA (1st Team); Collegiate Baseball (3rd Team)  
**Patrick Coogan**, RHP, NCBWA (1st Team); Collegiate Baseball (2nd Team); Baseball America (3rd Team)  
**Eddy Furniss**, 1B, NCBWA (3rd Team)
- 1996 **Eddy Furniss**, 1B, Collegiate Baseball (1st Team); Baseball America (1st Team); ABCA (1st Team); NCBWA (1st Team)  
**Eddie Yarnall**, LHP, Baseball America (1st Team); ABCA (1st Team); Collegiate Baseball (2nd Team); NCBWA (2nd Team)  
**Jason Williams**, SS, NCBWA (2nd Team); ABCA (3rd Team)  
**Nathan Dunn**, 3B, NCBWA (2nd Team); Collegiate Baseball (3rd Team)  
**Warren Morris**, 2B, NCBWA (Honorable Mention)  
**Chad Cooley**, OF, NCBWA (Honorable Mention)
- 1995 **Chris Demouy**, LHP, NCBWA (Honorable Mention)  
**Scott Schultz**, RHP, NCBWA (1st Team); Collegiate Baseball (3rd Team); Baseball America (3rd Team); ABCA (3rd Team)  
**Warren Morris**, 2B, NCBWA (2nd Team)  
**Mike Klostermeyer**, 1B, NCBWA (3rd Team)  
**Jason Williams**, SS, NCBWA (Honorable Mention)
- 1994 **Todd Walker**, 2B, Collegiate Baseball (1st Team); Baseball America (1st Team); NCBWA (1st Team); ABCA (1st Team)  
**Russ Johnson**, SS, NCBWA (1st Team); Collegiate Baseball (2nd Team); Baseball America (2nd Team); ABCA (2nd Team)  
**Scott Schultz**, RHP, NCBWA (2nd Team); Collegiate Baseball (3rd Team)
- 1993 **Todd Walker**, 2B, Collegiate Baseball (1st Team); Baseball America (1st Team); ABCA (1st Team); NCBWA (1st Team)  
**Brett Laxton**, RHP, NCBWA (1st Team); Collegiate Baseball (2nd Team); Baseball America (2nd Team); ABCA (3rd Team)  
**Harry Berrios**, OF, ABCA (2nd Team); NCBWA (2nd Team)
- 1992 **Lloyd Peever**, RHP, Collegiate Baseball (1st Team); Baseball America (1st Team); ABCA (1st Team)  
**Todd Walker**, 2B, Collegiate Baseball (2nd Team);

Mason Katz • 2013 First-Team All-American



- Baseball America (2nd Team)  
**Rick Greene**, RHP, Collegiate Baseball (2nd Team)
- 1991 **Chad Ogea**, RHP, Baseball America (2nd Team)  
**Rick Greene**, RHP, Collegiate Baseball (2nd Team); ABCA (3rd Team)  
**Lyle Mouton**, OF, Collegiate Baseball (3rd Team)
- 1990 **Wes Grisham**, OF, Baseball America (1st Team); ABCA (2nd Team); The Sporting News (2nd Team)  
**Paul Byrd**, RHP, Baseball America (2nd Team)
- 1989 **Ben McDonald**, RHP, Baseball America (1st Team); Collegiate Baseball (1st Team); The Sporting News (1st Team); ABCA (1st Team)
- 1988 **Ben McDonald**, RHP, Baseball America (1st Team)
- 1987 **Gregg Patterson**, LHP, Baseball America (2nd Team)
- 1986 **Barry Manuel**, RHP, ABCA (3rd Team); Baseball America (2nd Team)  
**Albert Belle**, OF, Baseball America (2nd Team)
- 1983 **Cal Santarelli**, P, ABCA (3rd Team)
- 1974 **Mike Miley**, 2B, The Sporting News (1st Team)
- 1961 **Allen Smith**, P, ABCA (1st Team)

## FRESHMAN ALL-AMERICA

- 2019 **Cole Henry**, RHP, Perfect Game, D1 Baseball (2nd Team)
- 2018 **Daniel Cabrera**, OF, NCBWA, D1 Baseball, Collegiate Baseball, Baseball America (1st Team); Perfect Game (2nd Team)  
**Ma'Khail Hilliard**, RHP, Perfect Game, Collegiate Baseball (1st Team); D1 Baseball, Baseball America (2nd Team)  
**AJ Labas**, RHP, Collegiate Baseball (1st Team)
- 2017 **Zack Hess**, RHP, NCBWA (2nd Team)  
**Josh Smith**, INF, Collegiate Baseball (1st Team)  
**Eric Walker**, RHP, Collegiate Baseball, Perfect Game, Baseball America, D1 Baseball (1st Team); NCBWA (2nd Team)  
**Zach Watson**, OF, Collegiate Baseball, D1 Baseball, Perfect Game (1st Team); Baseball America (2nd Team)
- 2016 **Antoine Duplantis**, OF, Collegiate Baseball (1st Team); NCBWA (2nd Team); Perfect Game (2nd Team); D1 Baseball (2nd Team)
- 2015 **Jesse Stallings**, RHP, Collegiate Baseball, NCBWA (1st Team)  
**Alex Lange**, RHP, Collegiate Baseball, NCBWA, Baseball America (1st Team)
- 2014 **Jared Poche**, LHP, Collegiate Baseball (1st Team); Baseball America, Perfect Game, NCBWA (2nd Team)  
**Jake Fraley**, OF, NCBWA (2nd Team)
- 2013 **Alex Bregman**, SS, Collegiate Baseball, Baseball America, NCBWA, Perfect Game (1st Team)
- 2012 **Aaron Nola**, RHP, Collegiate Baseball, Perfect Game (1st Team); Baseball America (2nd Team)
- 2011 **JaCoby Jones**, 2B, Baseball America (2nd Team)  
**Kurt McCune**, RHP, Baseball America (2nd Team)
- 2009 **Matty Ott**, RHP, Baseball America (1st Team); Collegiate Baseball (1st Team)
- 2008 **Micah Gibbs**, C, Baseball America (1st Team); Rivals.com (1st Team)
- 2007 **Blake Dean**, OF, Collegiate Baseball (1st Team)
- 2006 **J.T. Wise**, 2B, Collegiate Baseball (1st Team)
- 2004 **Clay Dirks**, LHP, Collegiate Baseball (1st Team); Baseball America (2nd Team)



## Individual Honors



**Brad Cresse • 2000 Johnny Bench Award Recipient**

- 2003 **Jason Determann**, LHP, Collegiate Baseball (Freshman 1st Team)  
**Justin Meier**, RHP, Collegiate Baseball (Freshman 1st Team)
- 
- 2002 **J.C. Holt**, 2B, Baseball America (2nd Team); Collegiate Baseball (Honorable Mention)  
**Clay Harris**, RHP, Collegiate Baseball (Honorable Mention)  
**Jason Vargas**, LHP, Collegiate Baseball (Honorable Mention)
- 
- 2001 **Lane Mestepey**, LHP, Baseball America (1st Team); Collegiate Baseball (1st Team); Baseball Weekly (1st Team)  
**Aaron Hill**, OF, Collegiate Baseball (Honorable Mention)
- 2000 **Mike Fontenot**, 2B, Collegiate Baseball (1st Team); Baseball America (1st Team)  
**Wally Pontiff**, OF, Collegiate Baseball (Honorable Mention)  
**Bo Pettit**, RHP, Collegiate Baseball (Honorable Mention)
- 
- 1997 **Blair Barbier**, 2B; Collegiate Baseball (1st Team)
- 
- 1995 **Eddy Furniss**, DH, Collegiate Baseball (Honorable Mention)
- 
- 1994 **Warren Morris**, LF, Collegiate Baseball (Honorable Mention)
- 
- 1993 **Brett Laxton**, RHP, Collegiate Baseball (1st Team)
- 
- 1992 **Todd Walker**, 2B, Collegiate Baseball (1st Team); Baseball America (1st Team)  
**Russ Johnson**, 3B, Collegiate Baseball (1st Team); Baseball America (1st Team)  
**Scott Schultz**, RHP, Baseball America (1st Team); Collegiate Baseball (Honorable Mention)
- 
- 1989 **Paul Byrd**, RHP, Collegiate Baseball (1st Team)
- 
- 1986 **Dan Kite**, RHP, Baseball America (1st Team)

### ACADEMIC ALL-AMERICA

- 2005 **Jason Determann** (2nd Team)
- 
- 1998 **Eddy Furniss**, 1B (2nd Team)
- 
- 1997 **Eddy Furniss**, 1B (1st Team)
- 
- 1996 **Eddy Furniss**, 1B (2nd Team)  
**Chris Demouy**, P (3rd Team)
- 
- 1995 **Warren Morris**, 2B (1st Team)
- 
- 1994 **Tim Lanier**, C (3rd Team)

### SEC SCHOLAR ATHLETE OF THE YEAR

- 2005 **Jason Determann**, LHP

### SEC ACADEMIC HONOR ROLL

- 2019 **Matthew Beck**, RHP (Finance)  
**Brandt Broussard**, INF (General Business)  
**Antoine Duplantis**, OF (Sport Administration)  
**Caleb Gilbert**, RHP (Civil Engineering)  
**Zack Hess**, RHP (Interdisciplinary Studies)  
**Hal Hughes**, INF (Sport Administration)  
**Josh Smith**, SS (Finance)
- 
- 2018 **Matthew Beck**, RHP (Business Administration)  
**Antoine Duplantis**, OF (Sport Administration)  
**Caleb Gilbert**, RHP (Civil Engineering)  
**Zack Hess**, RHP (Interdisciplinary Studies)  
**Beau Jordan**, OF (General Business)  
**Will Reese**, RHP (Finance)  
**Josh Smith**, INF (General Business)  
**Eric Walker**, RHP (General Business)



**Micah Gibbs • 2008 Freshman All-American**

- 2017 **Bryce Adams**, OF (Sport Administration)  
**Brennan Breau**, OF (General Business)  
**Nick Coomes**, C/INF (General Business)  
**Antoine Duplantis**, OF (Sport Administration)  
**Cole Freeman**, INF (Interdisciplinary Studies)  
**Caleb Gilbert**, RHP (Civil Engineering)  
**Beau Jordan**, OF (General Business)  
**Hunter Kiel**, RHP (Sport Administration)  
**Alex Lange**, RHP (Finance)  
**Michael Papierksi**, C (Sport Administration)  
**Russell Reynolds**, RHP (Sport Administration)  
**Kramer Robertson**, SS (Sport Administration)  
**Collin Strall**, RHP (Sport Administration)
- 
- 2016 **Austin Bain**, RHP (Sport Administration)  
**Parker Bugg**, RHP (Accounting)  
**Greg Deichmann**, 1B (Sport Administration)  
**Cody Ducote**, OF (Sport Administration)  
**Cole Freeman**, 2B (General Business)  
**Alex Lange**, RHP (Finance)  
**Jared Poche**, LHP (Kinesiology)  
**Jesse Stallings**, RHP (Natural Resource Ecology)  
**Collin Strall**, RHP (Sport Administration)  
**John Valek III**, LHP (Sport Administration)
- 
- 2015 **Kyle Bouman**, LHP (Sport Administration)  
**Parker Bugg**, RHP (Accounting)  
**Hunter Devall**, LHP (Agricultural Business)  
**Mark Laird**, OF (Kinesiology)  
**Zac Person**, LHP (Kinesiology)  
**Kade Scivicque**, C (Management)  
**Andrew Stevenson**, OF (Kinesiology)  
**Collin Strall**, RHP (Sport Administration)
- 
- 2014 **Brady Domangue**, RHP (Sport Administration)  
**Nate Fury**, RHP (Sport Administration)  
**Mark Laird**, OF (Agricultural Business)  
**Sean McMullen**, OF (Kinesiology)  
**Zac Person**, LHP (Kinesiology)  
**Chris Sciambra**, OF (Construction Management)  
**Andrew Stevenson**, OF (Kinesiology)
- 
- 2013 **Kevin Berry**, RHP (Sport Administration)  
**Brent Bonvillain**, LHP (Interdisciplinary Studies)  
**Joey Bourgeois**, RHP (Interdisciplinary Studies)  
**Chris Cotton**, LHP (International Trade & Finance)  
**Nate Fury**, RHP (Sport Administration)  
**Mason Katz**, 1B (Sport Administration)  
**Will LaMarche**, RHP (Sport Administration)  
**Kurt McCune**, RHP (Sport Administration)  
**Sean McMullen**, OF (Kinesiology)  
**Raph Rhymes**, OF (Sport Administration)  
**Nick Rumbelow**, RHP (Interdisciplinary Studies)  
**Chris Sciambra**, OF (Construction Management)  
**Casey Yocom**, INF (Sport Administration)
- 
- 2012 **Kevin Berry**, RHP (Sport Commerce)  
**Grant Dozar**, INF (Management)  
**Nick Goody**, RHP (Sport Commerce)  
**Tyler Hanover**, INF (Sport Leadership)  
**Mason Katz**, 1B/OF (Sport Commerce)  
**Austin Nola**, SS (Sport Commerce)  
**Raph Rhymes**, OF (Sport Commerce)  
**Ty Ross**, C (Sport Commerce)  
**Nick Rumbelow**, RHP (General Studies)  
**Jordy Snikeris**, C (Finance)  
**Casey Yocom**, INF (Sport Leadership)



**Chris Demouy • 1996 Academic All-American**

- 2011 **Ben Alsop**, RHP (Sports Administration)  
**Kevin Berry**, RHP (Sports Administration)  
**Daniel Bradshaw**, RHP (Finance)  
**Kirk Cunningham**, 1B (Sports Administration)  
**Grant Dozar**, INF (Management)  
**Matt Fury**, INF (Chemical Engineering)  
**Mike Lowery**, INF (Management)  
**Mikie Mahtook**, OF (Sports Administration)  
**Austin Nola**, SS (Sports Administration)  
**Raph Rhymes**, DH (Sports Administration)  
**Jordy Snikeris**, C (Finance)
- 
- 2010 **Paul Bertuccini**, RHP (Management)  
**Daniel Bradshaw**, RHP (Management)  
**Johnny Dishon**, OF (Management)  
**Matt Fury**, INF (Chemical Engineering)  
**Matt Gaudet**, DH (Graduate School)  
**Mike Lowery**, INF (Management)  
**Matty Ott**, RHP (Undeclared)  
**Anthony Ranaudo**, RHP (Sport Administration)  
**Austin Ross**, RHP (Petroleum Engineering)
- 
- 2009 **Paul Bertuccini**, RHP (Management)  
**Daniel Bradshaw**, RHP (Undeclared)  
**Nolan Cain**, RHP (General Studies)  
**Kevin Farnsworth**, C (Biological Sciences)  
**Micah Gibbs**, C (Undeclared)  
**Buzzy Haydel**, INF/P (Kinesiology)  
**Spencer Mathews**, RHP (Kinesiology)  
**Chris McGhee**, INF/OF (Mass Communication)  
**Nicholas Pontiff**, INF/OF (Management)  
**Austin Ross**, RHP (Undeclared)  
**Ryan Schimpf**, INF/OF (General Studies)
- 
- 2008 **Kyle Beerbohm**, LHP (Kinesiology)  
**Paul Bertuccini**, RHP (Management)  
**Jared Bradford**, RHP (General Studies)  
**Ryan Byrd**, LHP (General Studies)  
**Matt Clark**, 1B (General Studies)  
**Kevin Farnsworth**, C (Biology)  
**Matt Gaudet**, 1B (General Studies)  
**Buzzy Haydel**, INF (General Studies)  
**Michael Hollander**, 3B (Communications)  
**Jason Lewis**, C (General Studies)  
**Blake Martin**, LHP (General Studies)  
**Nicholas Pontiff**, OF (Management)  
**Ryan Schimpf**, 2B (Undeclared)  
**Ryan Verdugo**, LHP (General Studies)
- 
- 2007 **Jared Bradford**, RHP (General Studies)  
**Steven Broschowsky**, OF (Management)  
**Will Davis**, C (Secondary Education)  
**Kevin Farnsworth**, C (Biology)  
**Jeffrey Garidel**, INF (General Studies)  
**Cade Gautreau**, C (Accounting)  
**Michael Hollander**, INF (Comm. Studies)  
**Nicholas Pontiff**, INF (Management)
- 
- 2006 **Steven Broschowsky**, OF (Management)  
**Chris Cahill**, RHP (General Studies)  
**Chase Dardar**, RHP (General Studies)  
**Michael Hollander**, SS (Undeclared)  
**Derik Olvey**, RHP (General Studies)  
**Nicholas Pontiff**, INF (Communication Studies)  
**Trey Simon**, OF (Undeclared)  
**Bruce Sprowl**, OF (Mass Communication)  
**Gee Victoriano**, C (Kinesiology)  
**Steven Waguespack**, INF (General Studies)



Parker Bugg • 2015 SEC Academic Honor Roll

- 2005 **Brad Bass**, C (Kinesiology)  
**Steven Broschowsky**, OF (Undeclared)  
**Chase Dardar**, RHP (General Studies)  
**Will Davis**, C (Secondary Education)  
**Jason Determann**, LHP (Biology)  
**Jordan Faircloth**, RHP (Political Science)  
**Bryan Harris**, INF (Kinesiology)  
**Chris McDougall**, LHP (Kinesiology)  
**Lane Mestepey**, LHP (Kinesiology)  
**Brandon Nall**, RHP (Horticulture)  
**Bruce Sprowl**, OF (Mass Communication)  
**Nick Stavinoha**, OF (Management)
- 2004 **Steven Broschowsky**, OF (Undeclared)  
**Jason Determann**, LHP (Biological Sciences)  
**Bobby DiLiberto**, INF (Political Science)  
**Jordan Faircloth**, RHP (Political Science)  
**Bryan Harris**, INF (Kinesiology)  
**J.C. Holt**, CF (Management)  
**Matt Horwath**, INF (Undeclared)  
**Chris McDougall**, LHP (Kinesiology)  
**Lane Mestepey**, LHP (Kinesiology)  
**Brandon Nall**, RHP (Turfgrass Management)  
**Bruce Sprowl**, OF (Mass Communication)  
**Nick Stavinoha**, DH (Management)
- 2003 **Lukas Guidroz**, RHP, 3.11 (General Studies)  
**Weylin Guidry**, RHP, 3.33 (Marketing)  
**Justin Hill**, RHP, 3.70 (General Studies)  
**David Miller**, RHP, 3.17 (Civil Engineering)  
**Wally Pontiff**, 3B, 3.73 (Biology)  
**Rocky Scelfo**, 2B, 3.16 (General Studies)  
**Chad Vaught**, RHP, 3.31 (Biology)
- 2002 **Brad David**, LHP, 3.13 (Management)  
**Justin Hill**, RHP, 3.49 (General Studies)  
**David Miller**, RHP, 3.14 (Civil Engineering)  
**Tim Nugent**, LHP, 3.16 (General Business)  
**Wally Pontiff**, 3B, 3.25 (Biology)  
**Chad Vaught**, RHP, 3.53 (Zoology)
- 2001 **Billy Brian**, RHP, 3.25 (Construction Mgmt.)  
**Brad David**, LHP, 3.05 (Construction Mgmt.)  
**David Miller**, RHP, 3.00 (General Studies)  
**Tim Nugent**, LHP, 3.33 (General Studies)  
**Wally Pontiff**, 3B, 3.06 (Undergraduate Studies)  
**Chad Vaught**, 3.13 (Zoology)
- 2000 **Blair Barbier**, 3B, 3.33 (Finance)  
**Billy Brian**, RHP, 3.25 (Construction Mgmt.)  
**Mike Daly**, INF, 3.40 (Marketing)  
**Brad Hawpe**, 1B, 3.01 (Finance)  
**Trey Hodges**, RHP, 3.02 (Kinesiology)  
**Jeremy Loftice**, RHP, 3.01 (Kinesiology)  
**Billy McBride**, OF, 3.11 (Undergraduate Studies)  
**Tommy Morel**, OF, 3.11 (Microbiology)  
**Tim Nugent**, LHP, 3.44 (General Business)  
**Jeremy Witten**, OF, 3.44 (Kinesiology)
- 1999 **Kurt Ainsworth**, RHP, 3.41  
 (Management Information Systems)  
**Christian Bourgeois**, OF, 3.24 (Zoology)  
**Josh Dalton**, SS, 3.16 (Kinesiology)  
**Mike Daly**, INF, 3.11 (Marketing)  
**Tim Nugent**, LHP, 3.05 (Undergraduate Studies)  
**Jeremy Witten**, OF, 3.11 (Kinesiology)



Mikie Mahtook • 2011 First-Team All-SEC

- 1998 **Blair Barbier**, INF, 3.17 (Undergraduate Studies)  
**Matt Colvin**, LHP, 3.38  
 (Management Information Systems)  
**Chris Demouy**, LHP, 3.33 (Business Admin.)  
**Eddy Furniss**, 1B, 3.47 (Zoology)  
**Doug Thompson**, RHP, 3.22 (Kinesiology)
- 1997 **Eric Berthelot**, LHP, 3.26 (Kinesiology)  
**John Blancher**, INF, 3.22 (Liberal Arts)  
**Patrick Coogan**, RHP, 3.0 (Business Admin.)  
**Casey Cuntz**, 3B, 3.62 (Mass Communications)  
**Brian Daugherty**, RHP, 3.37 (General Studies)  
**Chris Demouy**, LHP, 3.63 (Management)  
**Eddy Furniss**, 1B, 3.66 (Zoology)  
**Jeff Harris**, RHP, 3.77 (Kinesiology)  
**Joey Painich**, RHP, 3.16 (Kinesiology)
- 1996 **Warren Morris**, 2B, 3.5 (Zoology)  
**Eddy Furniss**, 1B, 3.7 (Pre-Medicine)  
**Brad Wilson**, DH, 3.0 (General Studies)  
**Kevin Ward**, C, 3.6 (Electrical Engineering)  
**Tim Lanier**, C, 3.6 (Kinesiology)  
**Brian Daugherty**, RHP, 3.1 (Kinesiology)  
**Chris Demouy**, LHP, 3.8 (Management)
- 1995 **Warren Morris**, 2B, 3.73 (Zoology)  
**Kevin Ainsworth**, OF, 3.25 (Management)  
**Bhrett McCabe**, RHP, 3.06 (Psychology)  
**Kevin Ward**, C, 3.34, (Electrical Engineering)  
**Tim Lanier**, C, 3.10 (Kinesiology)  
**Brian Winders**, RHP, 3.53 (General Studies)  
**Casey Cuntz**, SS, 3.42 (General Studies)
- 1994 **Kevin Ainsworth**, RF, 3.07 (Business Mgmt.)  
**Scott Berardi**, C, 3.12 (Advertising)  
**Tim Lanier**, C, 3.25 (Kinesiology)  
**Bhrett McCabe**, RHP, 3.11 (Zoology)  
**Warren Morris**, LF, 3.68 (Accounting)  
**Kevin Ward**, C, 3.40 (Accounting)
- 1993 **Mike Sirotko**, LHP, 3.15 (Psychology)  
**Matt Chamberlain**, RHP, 3.28 (Microbiology)  
**Brian Winders**, RHP, 3.10 (Microbiology)
- 1992 **Tim Bauer**, C, 3.50 (Marketing)  
**Matt Chamberlain**, RHP, 3.32 (Microbiology)  
**David Herry**, RHP, 3.10 (Business Administration)  
**Jared Mula**, OF, 3.20 (General Studies)  
**Bhrett McCabe**, RHP, 3.00 (General Studies)  
**Mike Sirotko**, LHP, 3.20 (Psychology)
- 1991 **Tim Bauer**, C, 3.60 (Marketing)  
**Paul Byrd**, RHP, 3.04 (General Studies)  
**Matt Chamberlain**, RHP, 3.35 (Pre-Medicine)  
**Pat Garrity**, DH, 3.03 (General Studies)
- 1988 **Daniel Edwards**, C, 3.81 (Philosophy)
- 1987 **Rob Hartwig**, OF, 3.15 (General Studies)  
**Mark Guthrie**, LHP, 3.13 (General Studies)  
**Pete Bush**, 1B, 3.05 (Management)
- 1986 **Joe Zimmerman**, P, 3.25 (Phys. Ed.)  
**Terry Belle**, OF, 3.00 (Accounting)
- 1985 **Joe Zimmerman**, P, 3.57 (Physical Therapy)
- 1984 **Mark Howie**, SS, 3.25 (Business Admin.)
- 1983 **Mark Howie**, SS, 3.00 (Marketing)
- 1980 **Randy Olson**, OF, 3.00 (Education)
- 1979 **Lucien Tujague**, OF, 3.20 (Petroleum Eng.)
- 1976 **Wally McMakin**, 3B, 3.30 (Education)  
**Tony Toups**, SS, 3.20 (Business Admin.)



Matty Ott • 2009 First-Team All-SEC

- 1975 **Wally McMakin**, DH, 3.0 (Education)  
**Randy Aldridge**, OF, 3.40 (Education)  
**Guy Hollingsworth**, P, 3.20 (Pre-Law)
- 1974 **Randy Aldridge**, OF, 3.75 (Education)  
**Tom Charpentier**, P, 3.00 (Business Admin.)
- 1973 **Steve Spitz**, 2B, 3.00 (Business Admin.)
- 1971 **Mike Moock**, 2B, 3.20 (Business Admin.)  
**Lou Farmer**, P, 3.20 (Business Admin.)

## SEC FIRST-YEAR ACADEMIC HONOR ROLL

- 2019 **Cade Beloso**, 1B  
**Giovanni DiGiacomo**, OF  
**Saul Garza**, C  
**Rye Gunter**, RHP  
**Cole Henry**, RHP  
**Easton McMurray**, LHP
- 2018 **Hal Hughes**, INF  
**Brandt Broussard**, INF
- 2017 **Blair Frederick**, LHP  
**Zack Hess**, RHP  
**Will Reese**, RHP  
**Jake Slaughter**, INF  
**Josh Smith**, INF  
**Eric Walker**, RHP  
**Rankin Woley**, RHP
- 2016 **Trent Forshag**, C  
**Caleb Gilbert**, RHP  
**O'Neal Lochridge**, INF
- 2015 **Greg Deichmann**, INF  
**Alex Lange**, RHP  
**Jake Latz**, LHP  
**Jesse Stallings**, RHP
- 2014 **Parker Bugg**, RHP
- 2013 **Mark Laird**, OF
- 2012 **Chris Sciambra**, OF
- 2011 **Jackson Slaid**, C
- 2010 **Chris Cotton**, LHP
- 2009 **Grant Dozar**, INF  
**Austin Nola**, INF
- 2008 **Daniel Bradshaw**, RHP  
**Austin Ross**, RHP
- 2006 **Paul Bertuccini**, RHP  
**Chris McGhee**, OF  
**Jason Ogata**, INF  
**Andrew York**, RHP
- 2005 **Michael Hollander**, INF



## Individual Honors



Raph Rhymes • 2012 SEC Player of the Year



Aaron Nola • 2014 SEC Pitcher of the Year

### FIRST TEAM ALL-SEC

2017	Greg Deichmann, OF
	Alex Lange, RHP
2016	Kramer Robertson, SS
	Bryce Jordan, DH
2015	Alex Bregman, SS
	Alex Lange, RHP
	Andrew Stevenson, OF
	Kade Scivicque, C
	Conner Hale, 3B
2014	Aaron Nola, RHP
2013	Mason Katz, 1B
	Christian Ibarra, 3B
	Alex Bregman, SS
	Raph Rhymes, OF
	Aaron Nola, RHP
2012	Kevin Gausman, RHP
	Raph Rhymes, OF
2011	Mikie Mahtook, OF
2010	Micah Gibbs, C
2009	Louis Coleman, RHP
	Blake Dean, DH
	Matty Ott, RHP
2006	Quinn Stewart, OF
2005	Ryan Patterson, LF
	Greg Smith, LHP
2004	J.C Holt, CF
	Jon Zeringue, RF
2003	Aaron Hill, SS
	Ryan Patterson, DH
	Clay Harris, 1B
2002	Lane Mestepey, LHP
2001	Lane Mestepey, LHP
	Wally Pontiff, 3B
	Mike Fontenot, 2B
2000	Brad Cresse, C
1998	Eddy Furniss, 1B
1997	Brandon Larson, SS
	Patrick Coogan, RHP
1996	Eddy Furniss, 1B
	Nathan Dunn, 3B
	Eddie Yarnall, LHP
1995	Scott Schultz, RHP
1994	Russ Johnson, SS
	Todd Walker, 2B
1993	Todd Walker, 2B
	Brett Laxton, RHP
1992	Lloyd Peever, RHP
	Todd Walker, 2B
1991	Tookie Johnson, 2B
1990	Wes Grisham, OF
	Chad Ogea, RHP
	Keith Osik, C
	Tookie Johnson, 2B
1989	Ben McDonald, RHP
	Wes Grisham, DH
1988	Craig Cala, OF
	Ben McDonald, RHP
1987	Albert Belle, OF
	Gregg Patterson, LHP
1986	Jim Bowie, 1B
	Mark Guthrie, LHP
1985	Marty Lanoux, 3B

1984	Mark Cooper, C
1983	Mark Cooper, C
	Cal Santarelli, P
1980	Don Schneider, P
1979	Bobby Mariano, 3B
1976	Paul Stefan, P
	Tony Touns, SS
1975	Steve Frank, 1B
	Wally McMakin, 3B
	Pat Moock, P
1973	Gerald Keigley, UT
	Pat Moock, P
1972	Mike Miley, UT
	Randy Wiles, P
1971	Craig Burns, OF
1969	Tom Giles, C
1968	Bob Leake, OF
1967	Tom Giles, C
	Steve Ogin, OF
1964	Steve George, P
1963	Gene Achord, OF
1962	Allen Smith, P
1961	Allen Smith, P
	John Bailey, OF
1958	Bob Loftin, P
	Al White, 2B
1953	Jerry Marchand, C
1952	Jerry Marchand, C
	Benny McArdle, P
1951	Gene Murphy, C

### SEC PLAYER OF THE YEAR

2012	Raph Rhymes, OF
2004	Jon Zeringue, RF
2003	Aaron Hill, SS
1996	Eddy Furniss, 1B
1994	Russ Johnson, SS
1993	Todd Walker, 2B

### SEC PITCHER OF THE YEAR

2014	Aaron Nola, RHP
2013	Aaron Nola, RHP
2009	Louis Coleman, RHP

### SEC FRESHMAN OF THE YEAR

2015	Alex Lange, RHP
2013	Alex Bregman, SS
2009	Matty Ott, RHP
2001	Lane Mestepey, LHP
2000	Mike Fontenot, 2B

### SECOND-TEAM ALL-SEC

2019	Antoine Duplantis, OF
2017	Kramer Robertson, SS
2015	Chris Chineia, 1B
2014	Alex Bregman, SS
2013	JaCoby Jones, 2B
2012	Mason Katz, OF
2011	Mason Katz, OF
2010	Austin Nola, SS
	Matt Gaudet, DH
2009	Anthony Ranaudo, RHP

	Ryan Schimpf, OF
2007	Jared Bradford, RHP
2006	Michael Hollander, SS
2005	Nick Stavino, RF
	Blake Gill, DH
	Clay Dirks, LHP
2004	Clay Harris, 3B
	Ryan Patterson, LF
2003	Nate Bumstead, RHP
	Blake Gill, 2B
	Jon Zeringue, OF
2002	Wally Pontiff, 3B
	Jake Tompkins, RHP
2001	Ryan Theriot, SS
	Todd Linden, OF
	Bryan Moore, 1B
1999	Trey McClure, OF
	Jeff Leamont, 1B
1998	Trey McClure, 3B
	Brad Cresse, C
	Doug Thompson, RHP
1997	Blair Barbier, 2B
	Eddy Furniss, 1B
1996	Chad Cooley, OF
	Justin Bowles, OF
	Jason Williams, SS
1995	Warren Morris, 2B
1994	Scott Schultz, RHP
1993	Harry Berrios, RF
1991	Gary Hymel, C
	Lyle Mouton, RF
	Rich Cordani, LF
1990	Rich Cordani, DH
	Paul Byrd, RHP
1989	Craig Cala, RF
	Curtis Leskanic, RHP
1987	Dave Cunningham, SS
1986	Burke Broussard, 2B
	Jeff Reboulet, SS
	Albert Belle, RF
	Rob Leary, C
	Barry Manuel, RHP


### ALL-SEC WESTERN DIVISION (1951-85)

1985	Jeff Reboulet, SS
	Marty Lanoux, 3B
	Robbie Smith, P
1984	Mark Cooper, C
	Tim Sossamon, OF
	John Dixon, DH
1983	Mark Cooper, C
	Cal Santarelli, P
1982	Dan Karp, C
	Billy Donathan, P
1981	Chip Moses, 2B
1980	Don Schneider, P
	Mike Alvarez, P
	Randy Olson, 1B
1979	Bobby Mariano, 3B
	Duane Dewey, C
	Pete Almaguer, 2B
	Mike Alvarez, P

1976	Paul Stefan, P
	Tony Touns, SS
1975	Steve Frank, 1B
	Wally McMakin, 3B
	Pat Moock, P
	Vaughn Meiners, OF
	Tommy Saizan, C
1974	Randy Aldridge, OF
	Tom Charpentier, P
	Mike Miley, UT
1973	Gerald Keigley, UT
	Pat Moock, P
	Mike Sonderegger, OF
1972	Mike Miley, UT
	Randy Wiles, P
1971	Craig Burns, OF
	Lou Farmer, P
1970	Bill Bright, OF
1969	Tom Giles, C
1968	Bob Leake, OF
	Ron Hunt, UT
1967	Tom Giles, C
	Steve Ogin, OF
1966	Bruce Baudier, P
1964	Steve George, P
	Gene Achord, OF
	Harry Morel, 3B
1963	Gene Achord, OF
	Wiley Dial, P
1962	Allen Smith, P
	Larry Edmondson, UT
	Jimmy Field, OF
1961	John Bailey, OF
	Allen Smith, P
	Lynn Amedee, P
	Larry Edmondson, SS
1958	Bob Loftin, P
	Al White, 2B
1953	Jerry Marchand, C
1952	Jerry Marchand, C
	Benny McArdle, P
1951	Gene Murphy, C

### SEC ALL-TOURNAMENT

2019	Brandt Broussard, 2B
	Saul Garza, C
	Josh Smith, SS
2018	Todd Peterson, RHP
	Antoine Duplantis, OF
2017	Alex Lange, RHP
	Cole Freeman, 2B
	Kramer Robertson, SS
	Greg Deichmann, OF
	Antoine Duplantis, OF
2015	Jared Foster, 2B
2014	Jared Poche, LHP
	Aaron Nola, RHP
	Kade Scivicque, C
	Tyler Moore, 1B
	Conner Hale, 2B
	Alex Bregman, SS
	Mark Laird, OF
	Sean McMullen, DH



Chris Cotton • 2013 SEC Tournament MVP



Austin Nola • 2010 SEC Tournament MVP

2013 **Chris Cotton**, LHP  
**Christian Ibarra**, 3B  
**Jared Foster**, OF  
**Sean McMullen**, DH

2012 **Mason Katz**, OF  
 2010 **Ben Alsop**, RHP  
**Blake Dean**, 1B  
**Tyler Hanover**, 2B  
**Austin Nola**, SS  
**Mikie Mahtook**, OF

2009 **Daniel Bradshaw**, RHP  
**Austin Nola**, SS  
**Mikie Mahtook**, OF  
**Blake Dean**, DH  
 2008 **Blake Martin**, LHP  
**Matt Clark**, 1B  
**Ryan Schimpf**, 2B  
**Blake Dean**, DH

2003 **Aaron Hill**, SS  
 2002 **Matt Heath**, OF  
 2001 **Matt Heath**, C  
**Todd Linden**, OF

2000 **Brian Tallet**, LHP  
**Brad Hawpe**, 1B  
**Blair Barbier**, 3B  
**Wally Pontiff**, OF  
**Cedrick Harris**, OF

1998 **Randy Keisler**, LHP  
 1997 **Danny Higgins**, DH  
**Blair Barbier**, 2B  
**Brandon Larson**, SS

1996 **Eddie Yarnall**, LHP  
 1995 **Warren Morris**, 2B  
**Nathan Dunn**, 3B  
**Chad Cooley**, OF  
**Eddy Furniss**, DH

1994 **Russ Johnson**, SS  
**Kevin Ainsworth**, OF  
**Brad Wilson**, DH

1993 **Jason Williams**, 3B  
**Russ Johnson**, SS  
**Harry Berrios**, OF  
**Mike Neal**, OF  
**Will Hunt**, LHP

1992 **Todd Walker**, 2B  
**Andy Sheets**, SS  
**Chris Moock**, OF  
**Mike Neal**, DH  
**Lloyd Peever**, RHP  
**Ronnie Rantz**, LHP

1991 **Chris Moock**, OF  
 1990 **Wes Grisham**, OF  
**Chad Ogea**, RHP  
**Scott Bethea**, SS  
**Ron Lim**, OF

1988 **Rich Vasquez**, OF  
 1987 **Dave Cunningham**, SS  
**Craig Faulkner**, C

1986 **Jeff Yurtin**, 3B  
**Mike Papajohn**, OF  
**Albert Belle**, OF  
**Barry Manuel**, P  
 1985 **Jeff Reboulet**, SS

1979 **Bobby Mariano**, 3B  
**Steve Bollman**, UT

### OUTSTANDING PLAYER SEC TOURNAMENT

2014 **Tyler Moore**, 1B  
 2013 **Chris Cotton**, LHP  
 2010 **Austin Nola**, SS  
 2009 **Mikie Mahtook**, OF  
 2008 **Blake Dean**, DH  
 2000 **Wally Pontiff**, OF  
 1994 **Russ Johnson**, SS  
 1993 **Harry Berrios**, OF  
 1992 **Andy Sheets**, SS  
 1986 **Jeff Yurtin**, 3B

### FRESHMAN ALL-SEC

2005 **Chris Jackson**, 3B  
**Jordan Mayer**, DH  
 2006 **J.T. Wise**, 2B  
**Jared Bogany**, OF  
 2007 **Sean Ochinko**, C  
**Blake Dean**, OF  
 2008 **Micah Gibbs**, C  
 2009 **Mikie Mahtook**, OF  
**Matty Ott**, RHP  
 2011 **JaCoby Jones**, 2B  
**Ty Ross**, C  
 2012 **Aaron Nola**, RHP  
 2013 **Alex Bregman**, SS  
 2016 **Antoine Duplantis**, OF  
 2017 **Josh Smith**, 3B  
**Zach Watson**, OF  
**Eric Walker**, RHP  
 2018 **Daniel Cabrera**, OF  
**Ma'Khail Hilliard**, RHP  
 2019 **Cole Henry**, RHP

### SEC ALL-DEFENSIVE TEAM

2008 **Jared Bradford**, RHP  
 2009 **Micah Gibbs**, C  
 2010 **Micah Gibbs**, C  
 2011 **Mikie Mahtook**, OF  
 2012 **Ryan Eades**, RHP  
 2013 **Mason Katz**, 1B  
**Christian Ibarra**, 3B  
 2014 **Aaron Nola**, RHP  
**Andrew Stevenson**, OF  
 2015 **Alex Bregman**, SS  
**Kade Scivicque**, C  
**Andrew Stevenson**, OF  
**Mark Laird**, OF  
 2016 **Cole Freeman**, 2B  
 2017 **Michael Papierski**, C  
**Josh Smith**, 3B  
 2018 **Zach Watson**, OF  
 2019 **Zach Watson**, OF

### ABCA ALL SOUTH REGION

2019 **Antoine Duplantis**, OF (2nd Team)  
 2017 **Alex Lange**, RHP (1st Team)  
**Greg Deichmann**, OF (1st Team)  
**Cole Freeman**, 2B (2nd Team)

2015 **Chris Chineas**, 1B (1st Team)  
**Alex Bregman**, SS (1st Team)  
**Alex Lange**, RHP (1st Team)  
**Kade Scivicque**, C (2nd Team)  
**Andrew Stevenson**, OF (2nd Team)

2014 **Aaron Nola**, RHP (1st Team)  
 2013 **Alex Bregman**, SS (1st Team)  
**Mason Katz**, 1B (1st Team)  
**Aaron Nola**, RHP (1st Team)

2012 **Raph Rhymes**, OF (1st Team)  
**Kevin Gausman**, RHP (1st Team)  
**Mason Katz**, OF (1st Team)

2011 **Mikie Mahtook**, OF (1st Team)  
 2010 **Micah Gibbs**, C (1st Team)  
 2009 **Louis Coleman**, RHP (1st Team)

**Anthony Ranaudo**, RHP (1st Team)  
**Matty Ott**, RHP (1st Team)  
**Ryan Schimpf**, OF (2nd Team)

2008 **Blake Dean**, OF (2nd Team)  
**Ryan Verdugo**, RHP (2nd Team)

2007 **Jared Bradford**, RHP (2nd Team)  
 2006 **Quinn Stewart**, RF (1st Team)

2005 **Ryan Patterson**, LF (1st Team)  
**Greg Smith**, LHP (1st Team)  
**Nick Stavino**, RF (2nd Team)

2004 **Jon Zeringue**, RF (1st Team)  
**Clay Harris**, 3B (1st Team)  
**J.C. Holt**, CF (2nd Team)

2003 **Aaron Hill**, SS (1st Team)  
**Nate Bumstead**, RHP (2nd Team)  
**Ryan Patterson**, DH (2nd Team)

2002 **Lane Mestepey**, LHP (1st Team)  
 2001 **Todd Linden**, OF (1st Team)

**Bryan Moore**, 1B (2nd Team)  
**Mike Fontenot**, 2B (2nd Team)

2000 **Brad Cresce**, C (1st Team)  
 1998 **Eddy Furniss**, 1B (1st Team)

**Brad Cresce**, C (1st Team)  
**Randy Keisler**, LHP (2nd team)

1997 **Brandon Larson**, SS (1st Team)  
**Patrick Coogan**, RHP (1st Team)

**Mike Koerner**, CF (2nd Team)  
 1996 **Eddy Furniss**, 1B (1st Team)

**Jason Williams**, SS (1st Team)  
**Nathan Dunn**, 3B (1st Team)  
**Justin Bowles**, OF (1st Team)

**Eddie Yarnall**, LHP (1st Team)  
 1995 **Scott Schultz**, RHP (1st Team)

1994 **Todd Walker**, 2B (1st Team)  
**Russ Johnson**, SS (1st Team)

1993 **Todd Walker**, 2B (1st Team)  
**Harry Berrios**, OF (1st Team)

**Brett Laxton**, RHP (1st Team)  
 1992 **Lloyd Peever**, RHP (1st Team)

**Todd Walker**, 2B (1st Team)  
**Rick Greene**, RHP (2nd Team)

1991 **Tookie Johnson**, 2B (1st Team)  
**Rick Greene**, RHP (1st Team)

1989 **Ben McDonald**, RHP (1st Team)  
**Wes Grisham**, DH (2nd Team)

1986 **Barry Manuel**, RHP (1st Team)  
**Mark Guthrie**, LHP (2nd Team)  
**Jim Bowie**, 1B (2nd Team)

**Jeff Reboulet**, SS (2nd Team)

1984 **Mark Cooper**, C (1st Team)

1983 **Cal Santarelli**, P (1st Team)

1976 **Paul Stefan**, P (1st Team)

1975 **Pat Moock**, P (1st Team)

**Steve Frank**, 1B (1st Team)

**Wally McMakin**, INF (1st Team)

### ABCA GOLD GLOVE TEAM


2019 **Zach Watson**, OF

2018 **Zach Watson**, OF

2015 **Alex Bregman**, SS

**Andrew Stevenson**, OF

2009 **Micah Gibbs**, C

Michael Papierski  
2017 CWS All-TournamentCole Freeman  
2017 SEC All-Tournament





**Lyle Mouton**

1990 NCAA South I Regional All-Tournament Team



**Barry Manuel**

1986 & 1987 NCAA Regional All-Tournament Team

## NCAA REGIONAL ALL-TOURNAMENT (The NCAA did not select a regional all-tournament team in 2017.)

### 2019 Baton Rouge Regional

Cade Beloso, 1B  
Saul Garza, C  
Cole Henry, RHP  
Landon Marceaux, RHP  
Josh Smith, SS  
Zach Watson, OF

### 2018 Corvallis Regional

Jake Slaughter, 3B  
Beau Jordan, DH

### 2016 Baton Rouge Regional

Alex Lange, RHP  
Greg Deichmann, 1B  
Kramer Robertson, SS  
Jake Fraley, OF

### 2015 Baton Rouge Regional

Alex Lange, RHP  
Chris Chineia, 1B  
Conner Hale, 3B  
Andrew Stevenson, OF

### 2014 Baton Rouge Regional

Aaron Nola, RHP  
Alex Bregman, SS  
Sean McMullen, DH

### 2013 Baton Rouge Regional

Aaron Nola, RHP  
Brent Bonvillain, LHP  
Ty Ross, C  
Mason Katz, 1B  
Alex Bregman, SS  
Raph Rhymes, OF

### 2012 Baton Rouge Regional

Kevin Gausman, RHP  
Aaron Nola, RHP  
Ty Ross, C  
Austin Nola, SS

### 2010 Los Angeles Regional

Leon Landry, OF

### 2009 Baton Rouge Regional

Anthony Ranaudo, RHP  
Louis Coleman, RHP  
Micah Gibbs, C  
Sean Ochinko, 1B  
Austin Nola, SS  
Jared Mitchell, OF

### 2008 Baton Rouge Regional

Paul Bertuccini, RHP  
Matt Clark, 1B  
Ryan Schimpf, 2B  
DJ LeMahieu, SS  
Leon Landry, OF  
Jared Mitchell, OF  
Blake Dean, DH

### 2005 Baton Rouge Regional

Clay Harris, 2B  
Chris Jackson, 3B  
Nick Stavinocha, OF  
Ryan Patterson, OF

### 2004 Baton Rouge Regional

Nate Bumstead, RHP  
Blake Gill, SS  
Will Harris, 1B  
J.C. Holt, CF  
Matt Liuzza, C  
Justin Meier, RHP  
Nick Stavinocha, DH  
Jon Zeringue, RF

### 2003 Baton Rouge Regional

Matt Liuzza, C  
Blake Gill, 2B  
Aaron Hill, SS  
Ivan Naccarata, 3B  
J.C. Holt, OF  
Ryan Patterson, DH

### 2002 Baton Rouge Regional

Chris Phillips, C  
Rocky Scelfo, 1B  
J.C. Holt, 2B  
Sean Barker, OF  
Matt Heath, OF  
David Raymer, DH  
Jake Tompkins, RHP

### 2001 Baton Rouge Regional

Mike Fontenot, 2B  
Lane Mestepey, LHP  
Bryan Moore, 1B  
Wally Pontiff, 3B  
Zeph Zinsman, DH

### 2000 Baton Rouge Regional

Brad Hawpe, 1B  
Mike Fontenot, 2B  
Brad Cresse, C  
Johnnie Thibodeaux, OF  
Jeremy Witten, OF  
Wally Pontiff, OF  
Brian Tallet, LHP

### 1999 Baton Rouge Regional

Jeff Leaumont, 1B  
Ryan Theriot, 2B  
Jeremy Witten, OF  
Brad Hawpe, OF  
Trey McClure, DH  
Kurt Ainsworth, RHP  
Ben Saxon, RHP

### 1998 South II Regional

Brad Cresse, C  
Eddy Furniss, 1B  
Trey McClure, 2B  
Josh Dalton, SS  
Cedrick Harris, OF  
Wes Davis, DH  
Doug Thompson, RHP  
Brandon Bowe, RHP

### 1997 South I Regional

Eddy Furniss, 1B  
Brandon Larson, SS  
Trey McClure, 3B  
Tom Bernhardt, RF  
Mike Koerner, CF  
Doug Thompson, RHP  
Patrick Coogan, RHP

### 1996 South II Regional

Eddy Furniss, 1B  
Warren Morris, 2B  
Jason Williams, SS  
Nathan Dunn, 3B  
Chad Cooley, OF  
Eddie Yarnall, LHP

### 1995 South Regional

Scott Schultz, RHP  
Mike Klostermeyer, 1B

### 1994 South Regional

Todd Walker, 2B  
Russ Johnson, SS  
Chad Cooley, OF  
Brett Laxton, RHP  
Tim Lanier, C

### 1993 South Regional

Kenny Jackson, 1B  
Todd Walker, 2B  
Harry Berrios, OF  
Armando Rios, OF  
Mike Neal, DH  
Mike Sirotka, LHP

### 1992 South I Regional

Chris Moock, OF

### 1991 South Regional

Tookie Johnson, 2B  
Chris Moock, 3B  
Rich Cordani, OF  
Gary Hymel, C  
Mike Sirotka, LHP

### 1990 South I Regional

Chad Ogea, P  
Tim Clark, OF  
Lyle Mouton, DH  
Johnny Tellechea, 1B

### 1989 Central Regional

Ben McDonald, P  
Curtis Leskanic, P  
Wes Grisham, DH  
Tookie Johnson, 2B  
Matt Gruver, LF

### 1987 South II Regional

Dave Cunningham, SS  
Craig Faulkner, C  
Mike Papajohn, OF  
Gregg Patterson, LHP  
Barry Manuel, P

### 1986 South I Regional

Jim Bowie, 1B  
Jeff Yurtin, 3B  
Albert Belle, OF  
Barry Manuel, P

### 1985 Central Regional

Tim Sossamon, OF

## Outstanding Player NCAA Regional Tournament

2019	Baton Rouge	<b>Saul Garza</b> , C
2016	Baton Rouge	<b>Greg Deichmann</b> , 1B
2015	Baton Rouge	<b>Alex Lange</b> , RHP
2013	Baton Rouge	<b>Alex Bregman</b> , SS
2012	Baton Rouge	<b>Austin Nola</b> , SS
2009	Baton Rouge	<b>Anthony Ranaudo</b> , RHP
2008	Baton Rouge	<b>Blake Dean</b> , DH
2005	Baton Rouge	<b>Nick Stavinoha</b> , OF
2004	Baton Rouge	<b>Blake Gill</b> , SS
2003	Baton Rouge	<b>J.C. Holt</b> , OF
2002	Baton Rouge	<b>Jake Tompkins</b> , RHP
2000	Baton Rouge	<b>Brad Hawpe</b> , 1B
1999	Baton Rouge	<b>Kurt Ainsworth</b> , RHP
1998	South II	<b>Eddy Furniss</b> , 1B
1997	South I	<b>Trey McClure</b> , 3B
1996	South II	<b>Jason Williams</b> , SS
1994	South	<b>Todd Walker</b> , 2B
1993	South	<b>Mike Sirotko</b> , LHP
1989	Central	<b>Ben McDonald</b> , RHP
1987	South II	<b>Gregg Patterson</b> , LHP
1986	South I	<b>Albert Belle</b> , OF

## College World Series All-Tournament

2017	<b>Antoine Duplantis</b> , OF
	<b>Zach Watson</b> , OF
	<b>Michael Papierski</b> , C
2015	<b>Kade Scivicque</b> , C
2009	<b>DJ LeMahieu</b> , 2B
	<b>Jared Mitchell</b> , OF
	<b>Ryan Schimpf</b> , OF
	<b>Anthony Ranaudo</b> , RHP
2000	<b>Mike Fontenot</b> , 2B
	<b>Blair Barbier</b> , 3B
	<b>Ryan Theriot</b> , SS
	<b>Brad Hawpe</b> , DH
	<b>Trey Hodges</b> , RHP
1998	<b>Cedrick Harris</b> , OF
1997	<b>Eddy Furniss</b> , 1B
	<b>Brandon Larson</b> , SS
	<b>Mike Koerner</b> , CF
	<b>Tom Bernhardt</b> , RF
1996	<b>Tim Lanier</b> , C
	<b>Justin Bowles</b> , OF
	<b>Eddie Yarnall</b> , LHP
1994	<b>Todd Walker</b> , 2B
1993	<b>Adrian Antonini</b> , C
	<b>Todd Walker</b> , 2B
	<b>Jim Greely</b> , OF
	<b>Armando Rios</b> , OF
	<b>Brett Laxton</b> , RHP
	<b>Mike Sirotko</b> , LHP
1991	<b>Gary Hymel</b> , C
	<b>Johnny Tellechea</b> , 1B
	<b>Lyle Mouton</b> , OF
	<b>Chad Ogea</b> , RHP
1990	<b>Tim Clark</b> , OF
	<b>Lyle Mouton</b> , DH
1987	<b>Jack Voigt</b> , OF
	<b>Gregg Patterson</b> , LHP

## College World Series Most Outstanding Player

2009	<b>Jared Mitchell</b> , OF
2000	<b>Trey Hodges</b> , RHP
1997	<b>Brandon Larson</b> , SS
1993	<b>Todd Walker</b> , 2B
1991	<b>Gary Hymel</b> , C

## Dick Howser Award Winner

1998	<b>Eddy Furniss</b> , 1B
------	--------------------------

## Golden Spikes Award Winner

1989	<b>Ben McDonald</b> , RHP
------	---------------------------

## Golden Spikes Award Finalists

2015	<b>Alex Bregman</b> , SS
2014	<b>Aaron Nola</b> , RHP
2000	<b>Brad Cresse</b> , C
1998	<b>Eddy Furniss</b> , 1B
1997	<b>Brandon Larson</b> , SS
1994	<b>Todd Walker</b> , 2B
	<b>Russ Johnson</b> , SS
1993	<b>Todd Walker</b> , 2B
1992	<b>Lloyd Peever</b> , RHP
1989	<b>Ben McDonald</b> , RHP

## Smith Award Winner

1989	<b>Ben McDonald</b> , RHP
------	---------------------------

## Johnny Bench Award Winner

2000	<b>Brad Cresse</b> , C
------	------------------------

## Brooks Wallace Award Winner

2013	<b>Alex Bregman</b> , SS
------	--------------------------

## College Baseball Foundation National Pitcher of the Year

2014	<b>Aaron Nola</b> , RHP
------	-------------------------

## Baseball America National Player of the Year

1989	<b>Ben McDonald</b> , RHP
------	---------------------------

## Collegiate Baseball National Player of the Year

1992	<b>Lloyd Peever</b> , RHP
1989	<b>Ben McDonald</b> , RHP

## Collegiate Baseball National Freshman of the Year

2015	<b>Alex Lange</b> , RHP
2013	<b>Alex Bregman</b> , SS
2001	<b>Lane Mestepey</b> , LHP
2000	<b>Mike Fontenot</b> , 2B
1993	<b>Brett Laxton</b> , RHP
1992	<b>Todd Walker</b> , 2B

## Baseball America National Freshman of the Year

2013	<b>Alex Bregman</b> , SS
1993	<b>Brett Laxton</b> , RHP
1992	<b>Todd Walker</b> , 2B

## Perfect Game National Freshman of the Year

2013	<b>Alex Bregman</b> , SS
------	--------------------------

## NCBWA National Freshman of the Year

2015	<b>Alex Lange</b> , RHP
2013	<b>Alex Bregman</b> , SS



Blake Dean earned 2009 First-Team All-SEC recognition, and he was a First-Team All-American in 2008.

## Corbett Award - Outstanding Louisiana Amateur Athlete

2015	<b>Alex Lange</b> , RHP
2013	<b>Aaron Nola</b> , RHP
2010	<b>Louis Coleman</b> , RHP
2000	<b>Brad Cresse</b> , C
1997	<b>Brandon Larson</b> , SS
1996	<b>Warren Morris</b> , 2B
1994	<b>Russ Johnson</b> , SS
1993	<b>Todd Walker</b> , 2B

## United States Olympians

2000	<b>Kurt Ainsworth</b> , RHP (Gold)
1996	<b>Warren Morris</b> , 2B (Bronze)
	<b>Jason Williams</b> , SS (Bronze)
	<b>Skip Bertman</b> , Head Coach (Bronze)
1992	<b>Rick Greene</b> , RHP
1988	<b>Ben McDonald</b> , RHP (Gold)
	<b>Skip Bertman</b> , Asst. Coach (Gold)

## College Baseball Hall of Fame Members

2010	<b>Eddy Furniss</b> , 1B
2009	<b>Todd Walker</b> , 2B
2008	<b>Ben McDonald</b> , RHP
2006	<b>Skip Bertman</b> , Head Coach

## ABCA Hall of Fame Members

2014	<b>Paul Mainieri</b> , Head Coach
2003	<b>Skip Bertman</b> , Head Coach

## Louisiana Sports Hall of Fame Members

<b>Joe Bill Adcock</b> , 1B
<b>Albert Belle</b> , OF
<b>Skip Bertman</b> , Head Coach
<b>Buddy Blair</b> , 3B
<b>Alvin Dark</b> , SS
<b>Mel Didier</b> , P
<b>Eddy Furniss</b> , 1B
<b>Ben McDonald</b> , RHP
<b>Harry Rabenhorst</b> , Head Coach
<b>Connie Ryan</b> , 2B
<b>Todd Walker</b> , 2B

## LSU Athletics Hall of Fame Members

2019	<b>Jason Williams</b> , SS
2013	<b>Kurt Ainsworth</b> , RHP
2011	<b>Skip Bertman</b> , Head Coach
	<b>Lloyd Peever</b> , RHP
2008	<b>Harry Rabenhorst</b> , Head Coach
2007	<b>Eddy Furniss</b> , 1B
2006	<b>Todd Walker</b> , 2B
1981	<b>Alvin Dark</b> , SS
1978	<b>Joe Bill Adcock</b> , 1B





Skip Bertman (left) was a six-time National Coach of the Year.

## LSU Retired Jersey Numbers

2017	<b>Todd Walker, 2B (#12)</b>
2016	<b>Eddy Furniss, 1B (#36)</b>
2009	<b>Ben McDonald, RHP (#19)</b>
2001	<b>Skip Bertman, Head Coach (#15)</b>

## Collegiate Baseball National Coach of the Year

2009	<b>Paul Mainieri</b>
2000	<b>Skip Bertman</b>
1997	<b>Skip Bertman</b>
1996	<b>Skip Bertman</b>
1993	<b>Skip Bertman</b>
1991	<b>Skip Bertman</b>

## ABCA National Coach of the Year

2009	<b>Paul Mainieri</b>
2000	<b>Skip Bertman</b>
1997	<b>Skip Bertman</b>
1996	<b>Skip Bertman</b>
1993	<b>Skip Bertman</b>
1991	<b>Skip Bertman</b>

## The Sporting News National Coach of the Year

1986	<b>Skip Bertman</b>
------	---------------------

## Baseball America National Coach of the Year

2009	<b>Paul Mainieri</b>
1996	<b>Skip Bertman</b>
1986	<b>Skip Bertman</b>

## NCBWA National Coach of the Year

2015	<b>Paul Mainieri</b>
------	----------------------

## College Baseball Foundation National Coach of the Year (Skip Bertman Award)

2015	<b>Paul Mainieri</b>
------	----------------------

## Rivals.com National Coach of the Year

2009	<b>Paul Mainieri</b>
2008	<b>Paul Mainieri</b>

## SEC Coach of the Year

2015	<b>Paul Mainieri</b>
2009	<b>Paul Mainieri</b>
2003	<b>Smoke Laval</b>
1997	<b>Skip Bertman</b>
1996	<b>Skip Bertman</b>
1993	<b>Skip Bertman</b>
1992	<b>Skip Bertman</b>
1991	<b>Skip Bertman</b>
1990	<b>Skip Bertman</b>
1986	<b>Skip Bertman</b>
1975	<b>Jim Smith</b>

## Louisiana Sportswriters Association Coach of the Year

2017	<b>Paul Mainieri</b>
2015	<b>Paul Mainieri</b>
2013	<b>Paul Mainieri</b>
2012	<b>Paul Mainieri</b>
2009	<b>Paul Mainieri</b>
2008	<b>Paul Mainieri</b>
2004	<b>Smoke Laval</b>
2003	<b>Smoke Laval</b>
2002	<b>Smoke Laval</b>
1998	<b>Skip Bertman</b>

1993	<b>Skip Bertman</b>
1992	<b>Skip Bertman</b>
1990	<b>Skip Bertman</b>
1986	<b>Skip Bertman</b>
1985	<b>Skip Bertman</b>

## Skip Bertman LSU Leadership Award

2019	<b>Antoine Duplantis, OF</b>
2018	<b>Austin Bain, INF/RHP</b>
2017	<b>Kramer Robertson, SS</b>
2016	<b>Jake Fraley, OF</b>
2015	<b>Alex Bregman, SS</b>
2014	<b>Aaron Nola, RHP</b>
2013	<b>Raph Rhymes, OF</b>
2012	<b>Grant Dozar, INF</b>
2011	<b>Mikie Mahtook, OF</b>
2010	<b>Blake Dean, 1B</b>
2009	<b>Louis Coleman, RHP</b>
2008	<b>Jared Bradford, RHP</b>

## Wally Pontiff Jr. LSU Scholar-Athlete Award

2019	<b>Zack Hess, RHP</b>
2018	<b>Beau Jordan, OF</b>
2017	<b>Cole Freeman, 2B</b>
2016	<b>Jared Poche', LHP</b>
2015	<b>Chris Sciambra, OF</b>
2014	<b>Sean McMullen, OF</b>
2013	<b>Mason Katz, 1B</b>
2012	<b>Austin Nola, SS</b>
2011	<b>Daniel Bradshaw, RHP;</b> <b>Ben Alsup, RHP</b>
2010	<b>Paul Bertuccini, RHP</b>
2009	<b>Nicholas Pontiff, OF/INF</b>
2008	<b>Michael Hollander, INF</b>



LSU defeated UL-Lafayette in the 2015 Super Regional

**2019 NCAA Super Regional****June 8, 2019 at Baton Rouge, La.**

Florida State..... 000 001 311 - 6 6 3 (40-21)  
 LSU..... 011 110 000 - 4 8 1 (40-25)  
 WP-Antonio Velez (4-2) Save-J.C. Flowers(12)  
 LP-Devin Fontenot (5-3) T-3:37 A-11636  
 HR FS - Reese Albert 2 (9)

**June 9, 2019 at Baton Rouge, La.**

LSU..... 000 101 020 000 - 4 12 1 (40-26)  
 Florida State..... 030 100 000 001 - 5 10 0 (41-21)  
 WP-Antonio Velez (5-2) LP-Devin Fontenot (5-4)  
 T-4:13 A-11713  
 HR LSU - Antoine Duplantis (12)

**2019 NCAA Regional****May 31, 2019 at Baton Rouge, La.**

Stony Brook..... 100 011 000 - 3 10 3 (31-22)  
 LSU..... 542 330 00X - 17 10 1 (38-24)  
 WP-Landon Marceaux (5-2) LP-Greg Marino (5-5) T-3:06  
 A-10542  
 HR SBU - Dylan Resk (4) HR LSU - Zach Watson (6), Brandt Broussard (1)

**June 1, 2019 at Baton Rouge, La.**

LSU..... 010 003 031 - 8 13 0 (39-24)  
 Southern Miss..... 000 000 400 - 4 5 0 (39-20)  
 WP-Zack Hess (4-5) LP-Carroll, Cody (3-3) T-3:15 A-11015  
 HR LSU - Cade Beloso (10), Zach Watson (7)  
 HR USM - Guidry, Matthew (7)

**June 2, 2019 at Baton Rouge, La.**

Southern Miss..... 000 130 000 - 4 6 2 (40-21)  
 LSU..... 120 000 30X - 6 11 1 (40-24)  
 WP-Trent Vietmeier (3-1) Save-Devin Fontenot(7)  
 LP-Lewis, Josh (1-1) T-3:14 A-10718  
 HR USM - Montenegro, Gabe (6) HR LSU - Josh Smith (9)

**2018 NCAA Regional****June 1, 2018 at Corvallis, Ore.**

San Diego State..... 000 300 010 - 4 6 0 (39-20)  
 LSU..... 030 003 00X - 6 9 0 (38-25)  
 WP-Devin Fontenot (3-0) Save-Todd Peterson(6)  
 LP-ERICKSON, Jacob (5-4) T-3:10 A-3589

**June 2, 2018 at Corvallis, Ore.**

Oregon State..... 203 502 200 - 14 15 0 (46-10-1)  
 LSU..... 000 100 000 - 1 7 1 (38-26)  
 WP-Heimlich, Luke (15-1) LP-Zack Hess (7-6) T-3:53 A-4009  
 HR OSU - Madrigal, Nick (3)  
 HR LSU - Jake Slaughter (8)

**June 3, 2018 at Corvallis, Ore.**

LSU..... 101 000 205 - 9 16 3 (39-26)  
 Northwestern State..... 000 202 010 - 5 7 4 (38-24)  
 WP-Matthew Beck (4-1) LP-Vasquez, Jose (6-2) T-2:57  
 A-3533 HR LSU - Zach Watson (7) HR NWST - Kunert, Lenni (3), Davis, Peyton (5), Taylor, Sam (2)

**June 3, 2018 at Corvallis, Ore.**

LSU..... 000 000 000 - 0 3 2 (39-27)  
 Oregon State..... 321 004 02X - 12 14 0 (47-10-1)  
 WP-Abel, Kevin (4-1) LP-Devin Fontenot (3-1) T-3:12 A-3915  
 HR OSU - Kwan, Steven (2), Grenier, Cadyn (5)

**2017 College World Series****June 17, 2017 at Omaha, Neb.**

Florida State..... 201 010 000 - 4 9 3 (45-22)  
 LSU..... 101 010 02X - 5 9 0 (49-17)  
 WP-Jared Poche' (11-3) Save-Zack Hess(2) LP-HOLTON, Tyler (10-3) T-3:14 A-25305 HR FS - BUSBY,Dylan (15) HR LSU - Michael Papierski (9)

**June 19, 2017 at Omaha, Neb.**

Oregon State..... 100 025 320 - 13 11 1 (56-4)  
 LSU..... 000 000 100 - 1 4 2 (49-18)  
 WP-Fehmel (6-2) LP-Eric Walker (8-2) T-3:42 A-24874 HR OSU - Harrison (9) HR LSU - Zach Watson (9)

**June 21, 2017 at Omaha, Neb.**

LSU..... 050 000 002 - 7 10 1 (50-18)  
 Florida State..... 010 001 002 - 4 7 2 (46-23)  
 WP-Jared Poche' (12-3) Save-Zack Hess(3) LP-SANDS,Cole (6-4) T-3:18 A-22872 HR LSU - Jake Slaughter (3) HR FS - NIEPORTE,Quincy (11), RALEIGH,Cal (9), MENDOZA,Drew (10) Danny Collins takes over as 2B umpire prior to top of 7th inning. Florida State eliminated.

**June 23, 2017 at Omaha, Neb.**

LSU..... 020 000 100 - 3 7 0 (51-18)  
 Oregon State..... 001 000 000 - 1 2 0 (56-5)  
 WP-Alex Lange (10-5) Save-Zack Hess(4) LP-Thompson (14-1) T-3:09 A-21257 HR LSU - Josh Smith (5)

**June 24, 2017 at Omaha, Neb.**

Oregon State..... 000 000 010 - 1 3 0 (56-6)  
 LSU..... 031 101 00X - 6 8 0 (52-18)  
 WP-Caleb Gilbert (7-1) LP-Fehmel (6-3) T-2:40 A-15618 HR OSU - Gretler (5)HR LSU - Beau Jordan (4), Michael Papierski 2 (11)

**June 26, 2017 at Omaha, Neb.**

Florida..... 000 300 100 - 4 6 0 (51-19)  
 LSU..... 000 002 010 - 3 9 0 (52-19)  
 WP-Singer (9-5) Save-Byrne(19) LP-Russell Reynolds (1-2) T-3:22 A-25679 HR LSU - Antoine Duplantis (2)  
 Florida leads Best-of-3 CWS Finals, 1-0.

**June 27, 2017 at Omaha, Neb.**

LSU..... 000 000 100 - 1 8 3 (52-20)  
 Florida..... 110 000 04X - 6 10 0 (52-19)  
 WP-Dyson (4-0) Save-Kowar(1) LP-Jared Poche' (12-4) T-3:16  
 A-26607 Florida wins Best-of-3 CWS Finals, 2-0.

**2017 NCAA Super Regional****June 10, 2017 at Baton Rouge, La.**

Mississippi State..... 100 000 020 - 3 4 0 (40-26)  
 LSU..... 000 000 04X - 4 8 1 (47-17)  
 WP-Zack Hess (7-1) LP-Riley Self (5-2) T-3:21 A-11836

**June 11, 2017 at Baton Rouge, La.**

LSU..... 210 060 005 - 14 10 0 (48-17)  
 Mississippi State..... 004 000 000 - 4 5 2 (40-27)  
 WP-Caleb Gilbert (6-1) LP-Denver McQuary (3-4) T-4:00  
 A-11706 HR MS - Harrison Bragg (3)  
 31 minute rain delay in the top of the 6th inning; 28 minute rain delay in the top of the 9th inning

**2017 NCAA Regional****June 2, 2017 at Baton Rouge, La.**

Texas Southern..... 210 040 000 - 7 7 2 (20-33)  
 LSU..... 041 040 42X - 15 12 5 (44-17)  
 WP-Caleb Gilbert (5-1) LP-Anthony Martinez (4-4) T-3:25  
 A-10537  
 HR LSU - Michael Papierski (8), Zach Watson 2 (6)

**June 3, 2017 at Baton Rouge, La.**

Southeastern La..... 140 000 100 - 6 9 3 (37-21)  
 LSU..... 401 032 10X - 11 12 0 (45-17)  
 WP-Alex Lange (9-5) LP-Sceroler, Mac (9-2) T-3:26 A-11661  
 HR SLU - Byers, Ryan (12), Schwaner, Taylor (15) HR LSU - Zach Watson 2 (8), Josh Smith (4)

**June 4, 2017 at Baton Rouge, La.**

LSU..... 031 100 000 - 5 6 0 (46-17)  
 Rice..... 000 000 000 - 0 7 2 (33-31)  
 WP-Eric Walker (8-1) LP-Addison Moss (3-2) T-2:44 A-10639

**2016 NCAA Super Regional****June 11, 2016 at Baton Rouge, La.**

Coastal Carolina..... 010 014 311 - 11 12 1 (48-16)  
 LSU..... 000 310 103 - 8 11 2 (45-20)  
 WP-HOLMES, Bobby (5-2) Save-MORRISON, Mike(11) LP-Alex Lange (8-4) T-4:24 A-11516  
 HR COASTAL - OWINGS, Connor (16), REMILLARD, Zach (19), YOUNG, G.K. (17)  
 HR LSU - Greg Deichmann (11)

**June 12, 2016 at Baton Rouge, La.**

LSU..... 001 000 101 - 3 10 2 (45-21)  
 Coastal Carolina..... 200 001 001 - 4 7 3 (49-16)  
 WP-HOLMES, Bobby (6-2) LP-Hunter Newman (1-1) T-3:39  
 A-11606





Anthony Ranaudo recorded 14 strikeouts versus Baylor in the 2009 NCAA Regional.

## 2016 NCAA Regional

### June 3, 2016 at Baton Rouge, La.

Utah Valley..... 010 000 000 - 1 6 1 (37-22)  
LSU .....211 010 20X - 7 12 1 (43-18)  
WP-Jared Poche' (8-4) LP-Beddes,Danny (9-4) T-3:03 A-9770  
HR LSU - Jake Fraley (4),  
Greg Deichmann (8)

### June 5, 2016 at Baton Rouge, La.

Rice ..... 000 011 000 - 2 6 0 (36-23)  
LSU ..... 400 000 00X - 4 6 0 (44-18)  
WP-Alex Lange (8-3) Save-Hunter Newman(7) LP-Jon Duplantier (7-7) T-3:03 A-10282  
HR RICE - Grayson Lewis (4) HR LSU - Greg Deichmann (9)  
56 minute rain delay in the top of the 6th inning

### June 6, 2016 at Baton Rouge, La.

LSU .....000 130 020 - 6 15 0 (44-19)  
Rice .....030 130 30X - 10 13 0 (38-23)  
WP-Glenn Otto (10-2) LP-Riley Smith (2-1) T-3:46 A-10261  
HR LSU - Jake Fraley (5), Kramer Robertson (2)  
HR RICE - Tristan Gray (5)

### June 7, 2016 at Baton Rouge, La.

LSU ..... 000 000 320 - 5 6 1 (45-19)  
Rice ..... 110 000 000 - 2 4 2 (38-24)  
WP-Jared Poche' (9-4) Save-Hunter Newman(8) LP-Willy Amador (2-2) T-2:34 A-9854  
HR LSU - Greg Deichmann (10),  
Michael Papierski (3)

## 2015 College World Series

### June 14, 2015 at Omaha, Neb.

TCU .....000 240 400 - 10 9 0 (50-13)  
LSU .....000 100 020 - 3 8 4 (53-11)  
WP-Morrison, Preston (12-3) LP-Jared Poche' (9-2) T-3:16 A-24506  
HR LSU - Jared Foster (10)

### June 16, 2015 at Omaha, Neb.

LSU .....004 000 100 - 5 13 0 (54-11)  
CS Fullerton..... 300 000 000 - 3 6 0 (39-25)  
WP-Alex Lange (12-0) LP-Seabold, Connor (5-4) T-3:06 A-18751

### June 18, 2015 at Omaha, Neb.

LSU .....102 000 001 - 4 7 0 (54-12)  
TCU .....030 030 20X - 8 10 0 (51-14)  
WP-Teakell, Trey (3-1) LP-Austin Bain (2-3) T-3:22 A-26803

## 2015 NCAA Super Regional

### June 6, 2015 at Baton Rouge, La.

UL-Lafayette..... 000 001 011 - 3 10 2 (42-22)  
LSU ..... 102 000 001 - 4 5 0 (52-10)  
WP-Parker Bugg (1-2) LP-Bacon,Will (6-3) T-2:38 A-11779 HR UL - Conrad,Brenn (1)  
HR LSU - Jake Fraley (2), Chris Sciambra (3)



J.C. Holt was the 2003 NCAA Regional Most Outstanding Player.

### June 7, 2015 at Baton Rouge, La.

LSU ..... 000 000 141 - 6 7 2 (53-10)  
UL-Lafayette..... 000 000 012 - 3 7 1 (42-23)  
WP-Jared Poche' (9-1) LP-Leger, Gunner (6-5) T-2:59 A-11795  
HR LSU - Kade Scivicque (6)

## 2015 NCAA Regional

### May 29, 2015 at Baton Rouge, La.

Lehigh.....000 200 100 - 3 5 1 (25-30)  
LSU .....000 213 22X - 10 13 1 (49-10)  
WP-Hunter Newman (3-0) LP-Boswick, Kevin (3-4) T-2:51  
A-10945 (2 hour 17 minute rain delay in the middle of the 1st inning)

### May 30, 2015 at Baton Rouge, La.

LSU .....000 000 101 - 2 10 0 (50-10)  
UNC Wilmington..... 000 000 000 - 0 6 3 (40-17)  
WP-Alex Lange (11-0) LP-Phillips, Evan (2-2) T-2:53 A-11251

### June 1, 2015 at Baton Rouge, La.

UNC Wilmington..... 000 000 000 - 0 6 2 (41-18)  
LSU .....020 000 00X - 2 8 1 (51-10)  
WP-Jared Poche' (8-1) Save-Parker Bugg(3) LP-Crump, Justin (1-2) T-2:35 A-11301

## 2014 NCAA Regional

### May 30, 2014 at Baton Rouge, La.

Southeastern La..... 100 012 000 - 4 8 4 (37-24)  
LSU .....011 000 24X - 8 14 0 (45-14-1)  
WP-Nate Fury (3-1) LP-Hills, Dylan (6-4) T-2:40 A-11382  
HR SLU - Godbold, Andrew (9), Roberson, Sam (4);  
HR LSU - Sean McMullen (7)  
Actual Attendance: 9,328

### May 31, 2014 at Baton Rouge, La.

LSU .....012 000 200 - 5 12 0 (46-14-1)  
Houston..... 010 000 000 - 1 5 0 (45-16)  
WP-Aaron Nola (11-1) LP-LEMOINE, Jake (6-7) T-2:56 A-11702  
Actual Attendance: 10,436  
5th largest actual attendance in Alex Box history

### June 1, 2014 at Baton Rouge, La.

Houston.....000 000 040 01 - 5 9 0 (47-16)  
LSU .....010 000 300 00 - 4 10 1 (46-15-1)  
WP-WELLBROCK, Chase (5-0) LP-Joe Broussard (3-2) T-3:25 A-11459  
HR LSU - Kade Scivicque (7), Tyler Moore (6)  
Actual Attendance: 9,482

### June 2, 2014 at Baton Rouge, La.

LSU .....200 000 000 - 2 8 1 (46-16-1)  
Houston.....207 000 03X - 12 12 0 (48-16)  
WP-ROBINSON, Jared (5-1) LP-Parker Bugg (2-2) T-3:37 A-11339..... Actual Attendance: 9,032

## 2013 College World Series

### June 16, 2013 at Omaha, Neb.

UCLA ..... 000 001 010 - 2 5 1 (45-17)  
LSU ..... 000 100 000 - 1 5 2 (57-10)  
WP-Plutko, Adam (9-3) Save-Berg, David(22)  
LP-Aaron Nola (12-1) T-3:10 A-26344  
HR LSU - Mason Katz (16)

### June 18, 2013 at Omaha, Neb.

N. Carolina .....201 000 100 - 4 11 0 (58-11)  
LSU .....000 010 100 - 2 10 0 (57-11)  
WP-Trent Thornton (12-1) Save-Chris McCue(2)  
LP-Cody Glenn (7-3) T-3:01 A-21380  
HR NC - Brian Holberton (12)  
LSU eliminated.

## 2013 NCAA Super Regional

### June 7, 2013 at Baton Rouge, La.

Oklahoma..... 000 000 000 - 0 2 0 (43-20)  
LSU ..... 000 000 02X - 2 6 0 (56-9)  
WP-Aaron Nola (12-0) LP-Gray, J. (10-3) T-2:18 A-12007  
Actual Attendance: 11,095

### June 8, 2013 at Baton Rouge, La.

LSU ..... 011 101 016 - 11 16 1 (57-9)  
Oklahoma.....100 000 000 - 1 5 4 (43-21)  
WP-Will LaMarche (3-0) LP-Overton, D. (9-3) T-3:33 A-12153  
HR LSU - JaCoby Jones (6)  
Actual Attendance: 11,401  
Actual Attendance - Alex Box Stadium record.  
52 minute weather delay starting at 7:31 pm in the top of the 5th inning.

## 2013 NCAA Regional

### May 31, 2013 at Baton Rouge, La.

Jackson St .....200 000 032 - 7 12 4 (34-21)  
LSU .....202 402 01X - 11 11 0 (53-9)  
WP-Kurt McCune (4-1) LP-JUDAY,A. (7-5) T-3:20 A-11577  
HR JSUBASE - HAMPTON,Fred (1)  
HR LSU - Mason Katz (15), Jared Foster (2)  
25 minute rain delay starting at 2:16 pm in the top of the 1st inning  
Actual Attendance: 9,316

### June 1, 2013 at Baton Rouge, La.

LSU .....121 000 040 - 8 11 5 (54-9)  
Sam Houston ..... 500 000 000 - 5 7 3 (38-21)  
WP-Aaron Nola (11-0) Save-Chris Cotton(16)  
LP-Scott, Alan (2-1) T-3:44 A-12085  
Actual Attendance: 10,752

### June 2, 2013 at Baton Rouge, La.

LSU .....000 013 010 - 5 10 1 (55-9)  
UL-Lafayette..... 000 001 000 - 1 3 1 (43-20)  
WP-Brent Bonvillain (3-0) LP-Boutte, C. (8-4) T-2:57 A-11838  
HR LSU - Alex Bregman (6)  
Actual Attendance: 10,191

## 2012 NCAA Super Regional

### June 8, 2012 at Baton Rouge, La.

Stony Brook..... 020 000 000 110 - 4 14 3 (50-13)  
LSU .....000 000 101 111 - 5 9 1 (47-16)  
WP-Kevin Gausman (12-1) LP-Vanderka, Frankie (2-3) T-4:11 A-11207  
HR SBU - Goldstein, Steven (4), Intagliata, Sal (2)  
HR LSU - JaCoby Jones (4), Mason Katz (12), Tyler Moore (4)  
Actual Attendance: 9,222  
Rain delay began at 3:08 pm  
Game resumed at 10:06 am on Saturday June 9.

#### June 9, 2012 at Baton Rouge, La.

LSU ..... 000 001 000 - 1 3 0 (47-17)  
 Stony Brook ..... 002 010 00X - 3 6 2 (51-13)  
 WP-Johnson, Tyler (12-1) LP-Kevin Gausman (12-2)  
 T-2:26 A-11468  
 HR SBU - Courtney, Kevin (4)  
 Actual Attendance: 9,446

#### June 10, 2012 at Baton Rouge, La.

Stony Brook ..... 103 200 010 - 7 15 1 (52-13)  
 LSU ..... 100 000 100 - 2 3 2 (47-18)  
 WP-Vanderka, Frankie (3-3) LP-Ryan Eades (5-3)  
 T-3:08 A-11976  
 HR LSU - Mason Katz (13)  
 Actual Attendance: 10,620

### 2012 NCAA Regional

#### June 1, 2012 at Baton Rouge, La.

UL-Monroe ..... 001 000 000 - 1 4 2 (31-29)  
 LSU ..... 001 000 30X - 4 6 0 (44-16)  
 WP-Aaron Nola (7-4) Save-Chris Cotton(1) LP-Zeigler, Randy (5-7) T-2:23 A-10989  
 Actual Attendance: 9,902

#### June 2, 2012 at Baton Rouge, La.

Oregon State ..... 001 000 000 - 1 7 2 (39-19)  
 LSU ..... 022 001 02X - 7 8 0 (45-16)  
 WP-Kevin Gausman (11-1) LP-Child, Dan (6-4)  
 T-3:16 A-11535  
 Actual Attendance: 10,367  
 Paid attendance is an LSU postseason record. Actual attendance is the largest in Alex Box Stadium history.

#### June 3, 2012 at Baton Rouge, La.

LSU ..... 300 000 101 1- 6 7 1 (46-16)  
 Oregon State ..... 110 102 000 0 - 5 10 4 (40-20)  
 WP-Chris Cotton (7-0) Save-Nick Goody(11) LP-Davis, Dylan (1-1) T-3:38 A-11036  
 HR LSU - Raph Rhymes (4)  
 Actual Attendance: 8,978

### 2010 NCAA Regional

#### June 4, 2010 at Los Angeles, Calif.

UC Irvine ..... 020 010 222 01 - 10 18 1 (37-20)  
 LSU ..... 002 140 101 02 - 11 17 1 (41-20)  
 WP-Ben Alsup (5-0) LP-Pettis, Eric (9-4)  
 T-4:02 A-1414  
 HR UCI - Larson, Francis 2 (7), Fisher, Ryan (4) HR LSU - Micah Gibbs (10), Alex Edward (2)

#### June 5, 2010 at Los Angeles, Calif.

UCLA ..... 011 101 101 - 6 11 2 (45-13)  
 LSU ..... 000 000 003 - 3 7 0 (41-21)  
 WP-Bauer, Trevor (10-3) LP-Anthony Ranaudo (5-3)  
 T-3:19 A-2613  
 HR UCLA - Espy, Dean (8), Regis, Cody (5), Gelalich, Jeff (1)

#### June 6, 2010 at Los Angeles, Calif.

LSU ..... 000 001 200 - 3 10 0 (41-22)  
 UC Irvine ..... 010 201 00X - 4 7 0 (39-20)  
 WP-Brock, Evan (6-4) Save-Hoover, Nick(1) LP-Ben Alsup (5-1)  
 T-3:00 A-1015  
 HR LSU - Blake Dean (12)  
 HR UCI - Hillman, Drew (3)

### 2009 College World Series

#### June 13, 2009 at Omaha, Neb.

Virginia ..... 001 120 100 - 5 14 1 (48-14-1)  
 LSU ..... 102 030 03X - 9 14 0 (52-16)  
 WP-Austin Ross (6-7) LP-Matt Packer (3-5)  
 T-3:40 A-24904  
 HR VA - Steven Proscia (10), Franco Valdes (6)  
 HR LSU - Ryan Schimpf (20), Sean Ochinko (8)



Brad Cresse delivered the game-winning hit in the 2000 CWS title contest versus Stanford.

#### June 15, 2009 at Omaha, Neb.

LSU ..... 310 005 000 - 9 13 0 (53-16)  
 Arkansas ..... 100 000 000 - 1 9 2 (40-23)  
 WP-Louis Coleman (14-2) LP-Brett Eibner (5-5)  
 T-3:24 A-23417  
 HR LSU - Blake Dean (16), Mikie Mahtook (7), Austin Nola (3)

#### June 19, 2009 at Omaha, Neb.

LSU ..... 103 011 503 - 14 16 0 (54-16)  
 Arkansas ..... 000 000 203 - 5 9 2 (41-24)  
 WP-Anthony Ranaudo (11-3) LP-Stephen Richards (6-2) T-3:14 A-19734  
 HR LSU - Ryan Schimpf (21), Blake Dean (17), Jared Mitchell (10), Tyler Hanover (5)  
 HR AR - Chase Leavitt (2), Brett Eibner (12)  
 Start of game delayed 2 hours and 30 minutes due to rain

#### June 22, 2009 at Omaha, Neb.

LSU ..... 100 002 102 01 - 7 11 0 (55-16)  
 Texas ..... 000 302 100 00 - 6 9 1 (49-15-1)  
 WP-Matty Ott (4-2) LP-Workman, B. (3-4)  
 T-4:09 A-23019  
 HR LSU - DJ LeMahieu (5), Ryan Schimpf (22)  
 HR TX - Tucker, T. (3), Moldenhauer 2 (3), Keyes, K. (8), Rowe, C. (8)

#### June 23, 2009 at Omaha, Neb.

Texas ..... 113 000 000 - 5 12 3 (50-15-1)  
 LSU ..... 010 000 000 - 1 5 2 (55-17)  
 WP-Jungmann, T. (11-3) LP-Austin Ross (6-8)  
 T-3:10 A-21871  
 HR TX - Moldenhauer (4), Clark, P. (3)

#### June 24, 2009 at Omaha, Neb.

LSU ..... 310 005 011 - 11 12 0 (56-17)  
 Texas ..... 002 020 000 - 4 9 1 (50-16-1)  
 WP-Anthony Ranaudo (12-3) LP-Workman, B. (3-5)  
 T-3:42 A-19986  
 HR LSU - Sean Ochinko (9), Jared Mitchell (11)  
 HR TX - Keyes, K. (9)

### 2009 NCAA Super Regional

#### June 5, 2009 at Baton Rouge, La.

Rice ..... 020 110 023 - 9 9 2 (43-17)  
 LSU ..... 000 162 03X - 12 12 4 (50-16)  
 WP-Anthony Ranaudo (10-3) LP-Taylor Wall (7-6)  
 T-3:27 A-9923  
 HR RICE - Brock Holt (11), Anthony Rendon (20), Steven Sultzbaugh (8)  
 HR LSU - Ryan Schimpf (19)  
 Actual attendance: 9,375



LSU is one of only three schools to win six CWS titles.

#### June 6, 2009 at Baton Rouge, La.

LSU ..... 100 121 000 - 5 10 1 (51-16)  
 Rice ..... 001 101 000 - 3 9 0 (43-18)  
 WP-Louis Coleman (13-2) Save-Matty Ott(16) LP-Ryan Berry (7-2) T-3:00 A-10279  
 HR LSU - Derek Helenihi (4)  
 HR RICE - Brock Holt (12), Diego Seastrunk (7)  
 Actual Attendance: 9,651

### 2009 NCAA Regional

#### May 29, 2009 at Baton Rouge, La.

Southern ..... 200 000 000 - 2 7 4 (30-16)  
 LSU ..... 000 001 72X - 10 14 1 (47-16)  
 WP-Paul Bertuccini (2-0) LP-Chase Richard (6-4) T-2:42  
 A-9874 HR SU - Victor Franklin (11)  
 Actual attendance: 8,641

#### May 30, 2009 at Baton Rouge, La.

LSU ..... 010 100 000 1 - 3 9 1 (48-16)  
 Baylor ..... 000 001 010 0 - 2 3 1 (30-25)  
 WP-Anthony Ranaudo (9-3) Save-Matty Ott(15) LP-Volz, Kendal (3-7) T-3:17 A-9936  
 HR LSU - Jared Mitchell (9)  
 HR BU - Glime, Gregg (3)  
 Actual Attendance: 9,149

#### May 31, 2009 at Baton Rouge, La.

LSU ..... 043 002 010 - 10 17 1 (49-16)  
 Minnesota ..... 000 000 102 - 3 7 1 (40-19)  
 WP-Louis Coleman (12-2) LP-Allen Bechstein (0-1)  
 T-2:44 A-9759  
 HR LSU - Ryan Schimpf (18), Blake Dean (15)  
 HR MINN - Kyle Knudson (4), Nick O'Shea (11)  
 Actual attendance: 8,820  
 Minnesota pitcher Tyler Oakes ejected in the bottom of the 6th. Minnesota pitching coach Todd Oakes ejected in the top of the 8th.

### 2008 College World Series

#### June 15, 2008 at Omaha, Neb.

LSU ..... 110 000 020 - 4 8 1 (48-18-1)  
 North Carolina ..... 302 110 10X - 8 17 0 (52-12)  
 WP-Alex White (11-3) Save-Rob Wooten(5) LP-Ryan Verdugo (9-4) T-2:59 A-22239  
 HR LSU - Michael Hollander (6), Matt Clark (27)

#### June 17, 2008 at Omaha, Neb.

Rice ..... 020 011 100 - 5 10 3 (47-15)  
 LSU ..... 000 000 114 - 6 11 0 (49-18-1)  
 WP-Louis Coleman (8-0) LP-Cole St.Clair (10-3)  
 T-3:02 A-19103  
 HR RICE - Aaron Luna (10)



## June 19, 2008 at Omaha, Neb.

North Carolina ..... 200 010 004 - 7 9 2 (53-13)  
 LSU ..... 010 002 000 - 3 4 0 (49-19-1)  
 WP-Alex White (12-3) LP-Louis Coleman (8-1)  
 T-3:15 A-30422  
 HR NC - Tim Federowicz (5)  
 HR LSU - Matt Clark (28)

## 2008 NCAA Super Regional

### June 7, 2008 at Baton Rouge, La.

UC Irvine ..... 200 013 230 - 11 13 2 (42-16)  
 LSU ..... 010 001 030 - 5 9 1 (46-17-1)  
 WP-Gorgen, Scott (12-3) LP-Ryan Verdugo (9-3)  
 T-3:23 A-8023  
 HR UCI - Bardeen, Brock (5), Madigan, Sean (2)  
 HR LSU - DJ LeMahieu (6)  
 Actual attendance: 7,460

### June 8, 2008 at Baton Rouge, La.

LSU ..... 010 100 025 - 9 14 0 (47-17-1)  
 UC Irvine ..... 001 600 000 - 7 11 0 (42-17)  
 WP-Louis Coleman (7-0) LP-Pettis, Eric (4-3)  
 T-3:11 A-8029  
 HR LSU - Jared Mitchell (6)  
 HR UCI - Bardeen, Brock (6)  
 Actual attendance: 6,971

### June 9, 2008 at Baton Rouge, La.

UC Irvine ..... 001 010 230 - 7 13 2 (42-18)  
 LSU ..... 612 070 32X - 21 24 1 (48-17-1)  
 WP-Jordan Brown (5-0) LP-Stowell, Bryce (8-3)  
 T-3:54 A-8348  
 HR UCI - Deragisch, Eric (1), Bell, Dillon (5)  
 HR LSU - Blake Dean (20), Micah Gibbs (2), Matt Clark (26),  
 Buzzy Haydel (1), Johnny Dishon (2), Ryan Schimpf 2 (12)  
 Actual attendance: 8,173  
 Largest actual attendance in Alex Box history.

## 2008 NCAA Regional

### May 30, 2008 at Baton Rouge, La.

Texas Southern ..... 000 001 000 - 1 8 3 (16-33)  
 LSU ..... 400 214 10X -12 13 1 (44-16-1)  
 WP-Jordan Brown (4-0) Save-Austin Ross(3)  
 LP-MORENO,Ehern (2-5)  
 T-2:59 A-7671  
 HR TSU - RHONE,Earnest (9)  
 HR LSU - Blake Dean 2 (18), Matt Clark (23)  
 Actual attendance: 6,536

### May 31, 2008 at Baton Rouge, La.

LSU ..... 001 412 041 - 13 12 0 (45-16-1)  
 Southern Miss ..... 000 130 000 - 4 8 4 (41-21)  
 WP-Ryan Verdugo (9-2) LP-Todd McInnis (6-3) T-3:10 A-8012  
 HR LSU - Michael Hollander (5), Blake Dean (19), Sean Ochinko  
 (4), Matt Clark 2 (25)  
 Actual attendance: 7,498

### June 1, 2008 at Baton Rouge, La.

Southern Miss ..... 000 110 101 - 4 11 0 (42-22)  
 LSU ..... 120 006 20X - 11 9 1 (46-16-1)  
 WP-Paul Bertuccini (2-0) Save-Jared Bradford(5) LP-Brian  
 Leach (2-4)  
 T-3:09 A-7870  
 HR LSU - Leon Landry (5)  
 Actual attendance: 7,161

## 2005 NCAA Regional

### June 3, 2005 at Baton Rouge, La.

Marist ..... 400 100 000 - 5 11 3 (33-20)  
 LSU ..... 201 002 63X - 14 19 2 (39-20)  
 WP-Determann (5-0) LP-Chambers (3-6)  
 T-3:00 A-6861  
 HR LSU - Mayer (4), Stavinoha (18), Stewart (3), Liuzza (3)  
 Actual attendance: 4,990



LSU defeated Alabama, 13-6, to win the 1997 NCAA title.

### June 4, 2005 at Baton Rouge, La.

LSU ..... 000 100 060 - 7 12 3 (39-21)  
 RICE ..... 030 200 40X - 9 9 1 (43-17)  
 WP-Savery (8-4) LP-Smith, G. (10-3)  
 T-3:07 A-7645  
 HR LSU - Patterson (20), Gill (7)  
 Actual attendance: 6,631

### June 6, 2005 at Baton Rouge, La.

Northwestern La ..... 010 002 100 - 4 11 6 (41-20)  
 LSU ..... 010 106 40X - 12 12 1 (40-21)  
 WP-Mestepey (7-8) Save-Ramirez(1)  
 LP-Johnston, S (2-2)  
 T-3:08 A-6742  
 HR NWLA - DeRosa, Case (2)  
 Game delayed 1:04 in top of fourth due to rain. Game  
 suspended until Monday (June 6) in bottom of seventh. Actual  
 attendance: 3,614.

### June 6, 2005 at Baton Rouge, La.

Rice ..... 020 001 101 - 5 13 0 (44-17)  
 LSU ..... 004 000 000 - 4 9 0 (40-22)  
 WP-Pendleton (5-3) LP-Dirks (10-4)  
 T-3:15 A-6891  
 HR RICE - Dodson (2), Reagan (1)  
 Actual attendance: 3,765  
 Rice advances to the NCAA Super Regional.

## 2004 College World Series

### June 19, 2004 at Omaha, Neb.

LSU ..... 320 000 000 - 5 7 0 (46-18)  
 Miami ..... 320 013 00X - 9 12 2 (50-11)  
 WP-CARRILLO (12-0) LP-Determann (6-5)  
 T-2:43 A-26530  
 HR MIA - RICKS (11), BRAUN (10)

### June 21, 2004 at Omaha, Neb.

South Carolina ..... 100 006 062 - 15 19 1 (51-16)  
 LSU ..... 001 200 010 - 4 16 4 (46-19)  
 WP-Rawl (13-4) LP-Mestepey (7-4)  
 T-3:15 A-24857

## 2004 NCAA Super Regional

### June 12, 2004 at Baton Rouge, La.

Texas A&M ..... 500 002 100 - 8 11 1 (42-21)  
 LSU ..... 130 203 02X - 11 17 2 (45-17)  
 WP-Determann (6-4) Save-Faircloth(4) LP-Ray (2-2) T-3:39  
 A-7728  
 HR TXAM - Pennington (5)  
 HR LSU - Holt (6), Patterson (14)

### June 13, 2004 at Baton Rouge, La.

LSU ..... 000 000 004 - 4 5 2 (46-17)  
 Texas A&M ..... 000 000 000 - 0 5 1 (42-22)  
 WP-Mestepey (7-3) LP-Jackson, Z (10-7)  
 T-2:36 A-7717  
 HR LSU - Harris, W. (7)  
 LSU advances to College World Series.

## 2004 NCAA Regional

### June 4, 2004 at Baton Rouge, La.

Army ..... 000 000 000 - 0 7 2 (37-14)  
 LSU ..... 000 300 42X - 9 15 0 (42-17)  
 WP-Meier (6-2) LP-Hill, N (10-3) T-2:51 A-7601

### June 5, 2004 at Baton Rouge, La.

Southern Miss ..... 001 010 000 - 2 8 0 (45-18)  
 LSU ..... 000 100 41X - 6 81 (43-17)  
 WP-Bumstead (10-3) LP-DeWitt (10-3)  
 T-2:12 A-7638  
 HR SMS - Maddox (15)  
 HR LSU - Zeringue (12)  
 Lightning delay for 15 minutes with one out in bottom of  
 second.

### June 6, 2004 at Baton Rouge, La.

LSU ..... 102 320 003 - 11 14 0 (44-17)  
 Coll. of Charleston ..... 001 010 100 - 3 13 1 (47-16)  
 WP-Mestepey (6-3) LP-Soale (2-1)  
 T-2:47 A-7658  
 HR LSU - Gill (5), Naccarata (5)  
 LSU advances to the NCAA Super Regional.

## 2003 College World Series

### June 13, 2003 at Omaha, Neb.

Cal St. Fullerton ..... 004 301 000 - 8 9 3 (49-14)  
 LSU ..... 010 000 100 - 2 5 1 (45-21-1)  
 WP-Windsor (11-2) LP-Bumstead (11-4)

T-2:56 A-23135  
 HR CSF - Costa (5)  
 HR LSU - Patterson (16)

### June 15, 2003 at Omaha, Neb.

LSU ..... 032 410 000 - 10 12 1 (45-22-1)  
 South Carolina ..... 610 000 13X - 11 12 1 (45-21)  
 WP-Campbell, Ma (6-4) LP-Sadler (1-2)  
 T-3:00 A-24191  
 HR LSU - Harris, C. (16), Stewart (7)  
 HR SC - Harris (4), Melillo (12)

**2003 NCAA Super Regional****June 6, 2003 at Baton Rouge, La.**

Baylor .....000 001 030 - 4 102 (45-21)  
 LSU .....000 001 000 - 1 7 0 (43-20-1)  
 WP-White (9-4) Save-LaMotta(3) LP-Bumstead (11-3) T-2:51  
 A-7669

**June 7, 2003 at Baton Rouge, La.**

LSU .....310 000 020 - 6 9 1 (44-20-1)  
 Baylor .....011 100 200 - 5 10 2 (45-22)  
 WP-Determann (7-0) LP-LaMotta (7-3)  
 T-3:02 A-7655  
 HR LSU - Hill (9), Harris, C. (14), Naccarata (6)

**June 8, 2003 at Baton Rouge, La.**

LSU .....040 10(11) 103 - 20 19 0 (45-20-1)  
 Baylor .....300 000 011 - 5 12 1 (45-23)  
 WP-Meier (8-3) LP-McCormick (6-3)  
 T-3:20 A-7739  
 HR LSU - Harris, C. (15), Patterson (15), Zeringue (13)  
 HR BU - Durbin (18), Saccomanno (9)

**2003 NCAA Regional****May 30, 2003 at Baton Rouge, La.**

Northeastern ..... 000 100 304 - 8 13 1 (27-23)  
 LSU .....100 405 01X - 11 15 0 (41-19-1)  
 WP-Tompkins (3-5) LP-Hedrick (7-2) T-3:02 A-7591  
 HR NE - Emanuele (4)  
 HR LSU - Holt 2 (5), Harris, C. (12)

**May 31, 2003 at Baton Rouge, La.**

LSU .....021 000 505 - 13 18 1 (42-19-1)  
 Tulane .....011 000 201 - 5 11 2 (44-18)  
 WP-Bumstead (11-2) LP-Crowel (8-1)  
 T-2:59 A-7642  
 HR LSU - Harris, C. (13), Gill (5), Naccarata (5)  
 HR TU - Kaplan (11), Swackhamer (10), Southard (4)

**June 1, 2003 at Baton Rouge, La.**

UNC Wilmington... 014 020 000 10 - 8 8 4 (40-23)  
 LSU .....200 311 000 11 - 9 15 1 (43-19-1)  
 WP-Determann (6-0) LP-Hill (7-2) T-3:31 A-7567  
 HR NCW - Wright 2 (11), Sutton (12), Simmerman (9)  
 HR LSU - Patterson (14), Zeringue (12)

**2002 NCAA Super Regional****June 7, 2002 at Houston, Texas**

LSU .....000 000 000 - 0 3 2 (44-21)  
 Rice .....006 000 00X - 6 9 0 (51-12)  
 WP-Herce (13-2) LP-Mestepey (11-5)  
 T-2:02 A-4615  
 Game delayed at 7:38, restarted at 7:57 after 19-minute rain delay.

**June 8, 2002 at Houston, Texas**

Rice .....002 000 010 - 3 11 1 (52-12)  
 LSU .....000 000 000 - 0 5 0 (44-22)  
 WP-Crowder (10-2) LP-Wilson (10-5)  
 T-2:24 A-4615  
 HR RICE - Arnold (8)

**2002 NCAA Regional****May 31, 2002 at Baton Rouge, La.**

Southern .....000 022 000 - 4 13 1 (45-9)  
 LSU .....111 000 101 - 5 15 0 (41-19)  
 WP-Tompkins (6-1) LP-Day (0-1)  
 T-2:53 A-7407  
 HR LSU - Pontiff (6), Heath (8)

**June 1, 2002 at Baton Rouge, La.**

UL-Lafayette..... 000 101 111 - 5 9 0 (39-21)  
 LSU .....000 000 000 - 0 7 2 (41-20)  
 WP-Gros (11-4) LP-Mestepey (11-4)  
 T-2:18 A-7503  
 HR ULL - Bourque (5), Sneed (9)

**June 1, 2002 at Baton Rouge, La.**

LSU .....011 200 000 - 4 11 1 (42-20)  
 Tulane .....010 010 000 - 2 7 0 (36-27)  
 WP-Pettit (9-7) LP-Kline (4-5)  
 T-2:31 A-7248  
 HR LSU - Hill, A. (8), Raymer (4)  
 HR TU - Manzella (3)

**June 2, 2002 at Baton Rouge, La.**

LSU .....300 011 205 - 12 13 0 (43-20)  
 UL-Lafayette..... 001 000 001 - 2 9 0 (39-22)  
 WP-Tompkins (7-1) LP-Coles (5-2)  
 T-3:08 A-7500  
 HR LSU - Hill, A. (8), Barker (8), Heath (9), Welch (1)  
 HR ULL - Carboni (3)  
 Bair and UL-Lafayette coach Tony Robichaux ejected in ninth when Bair threw at Heath ... Hill ejected in ninth for flinging bat into UL-Lafayette dugout.

**June 2, 2002 at Baton Rouge, La.**

UL-Lafayette..... 000 101 000 - 2 8 2 (39-23)  
 LSU .....100 412 22X - 12 17 1 (44-20)  
 WP-Wilson (10-4) LP-Ardoin (2-3)  
 T-2:43 A-7578  
 HR LSU - Heath (10)

**2001 NCAA Super Regional****June 1, 2001 at Metairie, La.**

LSU .....200 000 100 000 1 - 4 13 1 (44-20-1)  
 Tulane .....000 003 000 000 0 - 3 14 1 (53-11)  
 WP-Wilson (3-2) LP-Melius (10-2)  
 T-4:30 A-11719  
 HR LSU - Fontenot (14)

**June 2, 2001 at Metairie, La.**

Tulane .....400 002 102 - 9 14 1 (54-11)  
 LSU .....000 000 400 - 4 8 2 (44-21-1)  
 WP-Bourgeois (3-1) Save-Charron(2)  
 LP-Scobie (4-3) T-3:28 A-11679  
 HR TU - Kaplan (5), Cannizaro (3)  
 HR LSU - Raymer (4)

**June 3, 2001 at Metairie, La.**

LSU .....000 010 000 - 1 7 1 (44-22-1)  
 Tulane .....100 600 00X - 7 12 0 (55-11)  
 WP-Richardson (7-2) LP-Nugent (7-3)  
 T-3:07 A-11870

**2001 NCAA Regional****May 25, 2001 at Baton Rouge, La.**

Minnesota .....004 022 001 - 9 18 4 (39-20)  
 LSU .....141 010 30X - 10 11 2 (41-19-1)  
 WP-Guidry (1-3) Save-Wilson(2) LP-Moen (2-1)  
 T-3:34 A-7606  
 HR MN - Welch (6)  
 HR LSU - Zinsman (13)

**May 26, 2001 at Baton Rouge, La.**

Va. Commonwealth. 000 050 310 - 9 11 2 (39-18)  
 LSU .....253 001 02X - 13 12 4 (42-19-1)  
 WP-Corcoran (8-4) LP-Marshall, S. (9-4)  
 T-3:48 A-7613  
 HR LSU - Fontenot (13), Moore (7)

**May 27, 2001 at Baton Rouge, La.**

LSU .....100 402 000 - 7 9 0 (42-20-1)  
 Va. Commonwealth ... 205 001 02X - 10 13 1 (41-18)  
 WP-Martin (7-2) Save-Baumann(5) LP-Scobie (4-2) T-3:07  
 A-7819  
 HR LSU - Zinsman (14), Wright (5)  
 HR VC - Arteaga 2 (9), Lopaze (3), Gillespie (2), Jones (1)



LSU has won 22 regionals and eight super regionals in Alex Box Stadium.

**May 27, 2001 at Baton Rouge, La.**

LSU .....040 600 013 - 14 14 2 (43-20-1)  
 Va. Commonwealth ... 001 300 401 - 9 10 4 (41-19)  
 WP-Mestepey (11-3) Save-Wilson(3)  
 LP-Lopaze (0-1)  
 T-3:25 A-7566  
 HR LSU - Linden 2 (20), Zinsman 2 (16)  
 HR VC - Gillespie (3)

**2000 College World Series****June 10, 2000 at Omaha, Neb.**

Texas .....010 011 020 - 5 9 1 (46-20)  
 LSU .....410 016 10X - 13 14 1 (49-17)  
 WP-Tallet (15-3) LP-Hale (12-6)  
 T-3:03 A-23975  
 HR TX - Anderson  
 HR LSU - Fontenot, Barbier 2

**June 12, 2000 at Omaha, Neb.**

LSU .....000 003 250 - 10 9 0 (50-17)  
 S. California .....000 210 100 - 4 7 4 (44-19)  
 WP-Hodges (4-2) LP-Prior (10-7)  
 T-3:09 A-16000  
 HR LSU - Hawpe 2  
 HR USC - Craig, Concepcion

**June 15, 2000 at Omaha, Neb.**

Florida State .....000 001 020 - 3 9 0 (53-19)  
 LSU .....100 110 03X - 6 9 1 (51-17)  
 WP-Guidry (1-2) Save-Hodges(2)  
 LP-Varnes (11-4)  
 T-3:09 A-19209  
 HR LSU - Hawpe, Wright

**June 17, 2000 at Omaha, Neb.**

Stanford .....000 401 000 - 5 13 0 (51-15)  
 LSU .....020 000 031 - 6 8 0 (52-17)  
 WP-Hodges (5-2) LP-Wayne (15-4)  
 T-3:42 A-24282  
 HR STAN - Thompson (12)  
 HR LSU - Barbier (9), Witten (7)





LSU's regional championships are celebrated with a victory lap around Alex Box Stadium.

## 2000 NCAA Super Regional

### June 2, 2000 at Baton Rouge, La.

UCLA ..... 000 000 200 - 2 2 2 (38-25)  
 LSU ..... 102 030 20X - 8 6 0 (47-17)  
 WP-Tallet (14-3) LP-Henkel (6-4)  
 T-3:14 A-7624  
 HR UCLA - Johnson (23)  
 HR LSU - Cresse (30)  
 Actual crowd of 7,467 sets Alex Box Stadium record

### June 3, 2000 at Baton Rouge, La.

LSU ..... 202 601 012 - 14 15 1 (48-17)  
 UCLA ..... 000 500 210 - 8 10 4 (38-26)  
 WP-Brian (6-2) Save-Guidry(7) LP-Karp (10-2) T-4:00 A-7667  
 HR UCLA - Utley (22), Shelley (7)

## 2000 NCAA Regional

### May 26, 2000 at Baton Rouge, La.

Jackson State ..... 000 100 000 - 1 8 4 (26-29)  
 LSU ..... 224 431 12X - 19 21 0 (44-17)  
 WP-Saxon (5-0) LP-Lane (2-6)  
 T-2:56 A-7230  
 HR JS - Nelson (13)  
 HR LSU - Cresse (26), Fontenot (16), Pontiff 2 (7), Witten (6)  
 Fontenot sets LSU freshman record for home runs, formerly held by Barbier.

### May 27, 2000 at Baton Rouge, La.

LSU ..... 20(14) 410 000 - 21 19 1 (45-17)  
 UL-Monroe ..... 000 000 000 - 0 7 0 (40-21)  
 WP-Tallet (13-3) Save-Brian(2) LP-Wombacher (7-4) T-2:56  
 A-7461  
 HR LSU - Cresse 3 (29)

### May 28, 2000 at Baton Rouge, La.

LSU ..... 000 003 101 - 5 9 1 (46-17)  
 UL-Monroe ..... 000 003 000 - 3 9 0 (41-22)  
 WP-Youman (3-0) Save-Guidry(6)  
 LP-Durham (7-3)  
 T-2:44 A-7391  
 HR LSU - Hawpe 2 (9)  
 LSU outscores opponents 45-4 in regional play.

## 1999 NCAA Super Regional

### June 4, 1999 at Tuscaloosa, Ala.

LSU ..... 014 010 000 - 6 7 3 (41-23-1)  
 Alabama ..... 730 000 30X - 13 17 1 (50-14)  
 WP-Torres (10-2) LP-Bowe (9-4)  
 T-3:04 A-4107  
 HR LS - Leaumont (18), Hawpe (12)  
 HR UA - Smallwood (6), Brown (14), Gullledge (11)

### June 5, 1999 at Tuscaloosa, Ala.

Alabama ..... 121 200 214 - 13 21 1 (51-14)  
 LSU ..... 000 001 022 - 5 11 1 (41-24-1)  
 WP-Smith (3-2) LP-Ainsworth (13-6)  
 T-3:17 A-4107  
 HR UA - Boyd (7), Phillips (22)  
 HR LSU - Cresse (10)

## 1999 NCAA Regional

### May 28, 1999 at Baton Rouge, La.

NE Louisiana ..... 210 000 001 - 4 4 2 (36-21)  
 LSU ..... 003 015 20X - 11 12 1 (38-21-1)  
 WP-Ainsworth (12-5) LP-Sheets (14-1)  
 T-2:59 A-7513  
 HR NLU - Shelley (12)  
 HR LSU - Barbier (13), McClure (16), Witten (7)

### May 29, 1999 at Baton Rouge, La.

LSU ..... 301 031 002 - 10 11 1 (38-22-1)  
 E. Carolina ..... 010 332 002 - 11 15 2 (46-14)  
 WP-Fulcher (4-1) LP-Gomez (4-3)  
 T-2:53 A-7468  
 HR LSU - Leaumont (15), Hawpe (10)  
 HR EC - Delfino (12), Williamson (15)

### May 29, 1999 at Baton Rouge, La.

LSU ..... 000 202 200 - 6 7 1 (39-22-1)  
 Southern ..... 011 100 000 - 3 4 4 (29-16)  
 WP-Saxon (2-0) LP-Ashford (5-5)  
 T-2:16 A-6941  
 HR LSU - Leaumont (16), Hawpe (11)  
 HR SU - Blackburn (9), Primus (10)

### May 30, 1999 at Baton Rouge, La.

E. Carolina ..... 215 101 000 - 10 18 0 (46-15)  
 LSU ..... 020 205 03X - 12 13 1 (40-22-1)  
 WP-Grace (5-2) LP-Fulcher (4-2)  
 T-3:04 A-7132  
 HR EC - Molinari (4)  
 HR LSU - McClure (17), Leaumont (17), Witten (8)

### May 31, 1999 at Baton Rouge, La.

E. Carolina ..... 000 000 000 - 0 5 0 (46-16)  
 LSU ..... 230 110 02X - 9 7 0 (41-22-1)  
 WP-Ainsworth (13-5) LP-Mandryk (2-1)  
 T-2:44 A-7462  
 HR LSU - McClure (18)

## 1998 College World Series

### May 30, 1998 at Omaha, Neb.

LSU ..... 000 113 520 - 12 14 2 (47-17)  
 S. California ..... 102 205 000 - 10 12 2 (44-17)  
 WP-Thompson (12-4) LP-Lane (8-2)  
 T-3:30 A-19470  
 HR LSU - Higgins (14), McClure (27), Furniss (28), Cresse 2 (28), Earnhart (11), Davis (9), Harris (8)  
 HR USC - Gorr (14), Freitas (14)  
 LSU sets a school and CWS record for home runs in a game with eight ...LSU also ties a CWS single-game record with 39 total bases.

### June 1, 1998 at Omaha, Neb.

Miss. State ..... 002 031 101 - 8 14 0 (42-22)  
 LSU ..... 040 220 02X - 10 11 1 (48-17)  
 WP-Keisler (9-5) Save-Thompson(1)  
 LP-Jackson (10-3) T-3:05 A-20738  
 HR MSU - Lee (19)  
 HR LSU - Higgins (15), Cresse (29), Earnhart (12), Davis (10), Barbier (9), Harris (9)

### June 4, 1998 at Omaha, Neb.

LSU ..... 101 000 101 - 4 7 1 (48-18)  
 S. California ..... 010 001 21X - 5 11 1 (47-17)  
 WP-Etherton (13-3) Save-Krawczyk(22)  
 LP-Esteves (9-3) T-3:16 A-17460  
 HR LSU - Dalton (3), Harris (10)  
 HR USC - Munson (16), Ensberg (20)

### June 5, 1998 at Omaha, Neb.

S. California ..... 000 031 210 - 7 11 0 (48-17)  
 LSU ..... 000 000 030 - 3 8 1 (48-19)  
 WP-Penney (8-4) LP-Thompson (12-5)  
 T-2:38 A-13000  
 HR USC - Ensberg (21), Lane 2 (13)  
 HR LSU - Leaumont (10)

## 1998 NCAA South II Regional

### May 21, 1998 at Baton Rouge, La.

Nicholls St. .... 000 000 103 - 4 9 2 (28-33)  
 LSU ..... 430 290 00X - 18 19 2 (43-17)  
 WP-Thompson (10-4) LP-Arcement (10-4)  
 T-2:42 A-6750  
 HR NSU - Perret (6), Jobert (6)  
 HR LSU - Higgins (11), McClure (25), Furniss (26), Earnhart (8), Davis(6)  
 Furniss sets the SEC career hits record (342), formerly held by Auburn's Jay Waggoner.

### May 22, 1998 at Baton Rouge, La.

LSU ..... 003 206 400 - 15 19 3 (44-17)  
 SW Louisiana ..... 110 201 001 - 6 12 2 (39-22)  
 WP-Demouy (5-2) LP-Cuellar (8-4)  
 T-3:18 A-6702  
 HR LSU - Higgins (12), McClure (26), Furniss (27), Cresse (23), Harris(6)  
 HR USL - Feehan (4)

### May 23, 1998 at Baton Rouge, La.

Cal St.-Fullerton ..... 520 020 020 - 11 15 3 (46-16)  
 LSU ..... 030 402 04X - 13 17 3 (45-17)  
 WP-Bowe (6-3) LP-Johnson, A. (1-4) T-3:36 A-6918  
 HR CSF - Bacani (3), Fukuhara (10), Rowand (15), Chatham (7)  
 HR LSU - Cresse (24), Earnhart (9), Barbier (8), Davis (7)



**Skip Bertman led LSU to five NCAA titles in 10 seasons (1991-2000).**

#### May 24, 1998 at Baton Rouge, La.

LSU .....001 (10)30 000 - 14 12 3 (46-17)  
Cal St.-Fullerton... 002 0 00 001 - 3 11 0 (47-17)  
WP-Thompson (11-4) LP-Jacobs (4-4)  
T-3:15 A-6904  
HR LSU - Higgins (13), Cresse 2 (26), Earnhart (10), Davis (8), Harris (7)

#### 1997 College World Series

##### May 30, 1997 at Omaha, Neb.

Rice .....010 002 010 - 4 8 1 (47-15)  
LSU .....010 100 03X - 5 9 1 (54-13)  
WP-Demouy (6-1) LP-Anderson (10-2)  
T-2:31 A-20551  
HR LSU - Larson (38)

##### June 1, 1997 at Omaha, Neb.

LSU .....300 220 210 - 10 12 1 (55-13)  
Stanford .....000 020 030 - 5 7 0 (44-19)  
WP-Coogan (14-3) LP-Peterson (11-3)  
T-2:42 A-23867  
HR LSU - Larson 2, Furniss, Davis, Earnhart

##### June 4, 1997 at Omaha, Neb.

Stanford .....000 040 302 - 9 16 1 (45-20)  
LSU .....024 140 02X - 13 9 1 (56-13)  
WP-Berthelot (7-3) Save-Coogan (3)  
LP-Hutchinson (8-4)  
T-3:18 A-22218  
HR STAN - Hochgesang  
HR LSU - Koerner 2

##### June 7, 1997 at Omaha, Neb.

Alabama .....002 200 020 - 6 11 3 (56-14)  
LSU .....630 002 11X - 13 15 1 (57-13)  
WP-Thompson (12-3) LP-Daniel (5-1)  
T-3:15 A-24401  
HR UA - Caruso  
HR LSU - Higgins, Bernhardt

#### 1997 NCAA South I Regional

##### May 22, 1997 at Baton Rouge, La.

UNC-Greensboro..... 000 000 000 - 0 5 2 (44-16)  
LSU .....022 261 10X - 14 17 0 (49-12)  
WP-Coogan (12-3) LP-Surridge (6-6)  
T-2:35 A-6654  
HR LSU - Koerner (18), Earnhart (5)  
LSU's first post-season shutout since 8-0 win over Wichita State in '93 CWS final.

##### May 23, 1997 at Baton Rouge, La.

Oklahoma.....100 200 000 - 3 6 0 (39-20)  
LSU .....800 311 01X - 14 13 1 (50-12)  
WP-Thompson (10-3) Save-Guillory (1)  
LP-Smith (3-1) T-2:52 A-6573  
HR OU - Eisey (8) HR LSU - Higgins (8), Larson 2 (34), Bernhardt 2 (15)  
LSU now has 165 homers, breaking the NCAA single-season



**Russ Johnson helped lead LSU to the 1993 CWS title.**

mark held by BYU with 161 in 1988. Larson has 105 RBI, breaking Eddy Furniss' single-season SEC record of 103 set in 1996.

##### May 24, 1997 at Baton Rouge, La.

LSU .....002 002 001 - 5 8 2 (50-13)  
S. Alabama..... 330 002 12X - 11 16 0 (43-17)  
WP-Rayborn (2-1) Save-Nakamura (2)  
LP-Shipp (4-1) T-3:03 A-6726  
HR LSU - Barbier (15), McClure (11)  
HR SA - Choron (20)

##### May 25, 1997 at Baton Rouge, La.

LSU .....111 000 310 07 - 14 15 1 (51-13)  
Long Beach St..... 001 020 400 00 - 7 10 5 (39-26)  
WP-Coogan (13-3) LP-Petrosian (4-3)  
T-4:55 A-6687  
HR LSU - Furniss (16), McClure (12), Bernhardt (16)  
HR LB - Martin (9)

##### May 26, 1997 at Baton Rouge, La.

S. Alabama..... 100 300 000 - 4 6 0 (43-18)  
LSU .....503 300 03X - 14 10 0 (52-13)  
WP-Thompson (11-3) LP-Norton (9-6) T-2:21  
HR SA - Choron (21), Smith (5)  
HR LSU - Higgins (9), Larson (35), Koerner (19), Davis (15)

##### May 26, 1997 at Baton Rouge, La.

LSU .....000 (11)30 010 - 15 19 0 (53-13)  
S. Alabama..... 010 1 02 000 - 4 10 1 (43-19)  
WP-Painich (9-2) Save-Daugherty (1)  
LP-Sparks (11-1) T-2:55 A-7041  
HR LSU - Higgins (10), Larson 2 (37), Koerner (20)  
HR SA - Jackson (9), Stacy (15), Salvaggio (5)

#### 1996 College World Series

##### June 1, 1996 at Omaha, Neb.

LSU .....151 020 000 - 9 11 4  
Wichita St..... 001 021 121 - 8 12 1  
WP-Yarnall (12-1) Save-Shipp (1) LP-Baird (7-6) T-3:54 A-22154  
HR LSU - Williams (6), Lanier (5)  
HR WS - Blake (22), Sorensen (4)

##### June 3, 1996 at Omaha, Neb.

Florida.....120 000 010 - 4 9 1  
LSU .....020 200 32X - 9 11 5  
WP-Laxton (8-2) Save-Shipp (2) LP-Rodriguez (4-1) T-3:38  
A-13000  
HR LSU - Koerner (12), Cooley (14), Bowles (22) HR UF - D. Eckstein (9)

##### June 6, 1996 at Omaha, Neb.

Florida.....000 010 000 - 1 7 3  
LSU .....010 001 00X - 2 5 1  
WP-Yarnall (11) Save-Esteves (2) LP-Kaufman (11-5) T-3:06  
A-17212



**Chris Mook and the Tigers captured LSU's first College World Series title in 1991.**

##### June 8, 1996 at Omaha, Neb.

Miami .....200 032 001 - 8 14 2  
LSU .....003 000 222 - 9 15 2  
WP-Coogan (6-0) LP-Morrison (4-2)  
T-3:19 A-23905  
HR LSU - Morris (1)

#### 1996 NCAA South II Regional

##### May 23, 1996 at Baton Rouge, La.

Austin Peay..... 000 100 002 - 3 8 3  
LSU .....401 000 22X - 9 8 1  
WP-Yarnall (9-1) LP-C.Smith (10-6)  
T-2:53 A-6231

##### May 24, 1996 at Baton Rouge, La.

LSU .....000 131 200 - 7 12 2  
Nevada-Las Vegas..... 051 000 000 - 6 10 1  
WP-Painich (3-0) Save-Demouy (2) LP-Bauder (8-4)  
T-3:22 A-5070  
HR LSU - Furniss (26)

##### May 25, 1996 at Baton Rouge, La.

LSU .....114 520 400 - 17 18 1  
New Orleans..... 000 000 202 - 4 9 3  
WP-Shipp (5-4) LP-Kottmeyer (3-2)  
T-2:56 A-5572  
HR LSU - Koerner (11), Dunn 2 (20), Cooley (13), Moore (5)  
HR UNO - DiSalvo (7)

##### May 26, 1996 at Baton Rouge, La.

Georgia Tech ..... 000 016 0 51 - 13 16 1  
LSU .....702 100 (18)1X - 29 23 1  
WP-Laxton (7-2) LP-Elder (9-5)  
T-3:40 A-6539  
HR LSU - Dunn (21), Moore (6), Lanier (4)

#### 1995 NCAA South Regional

##### May 25, 1995 at Baton Rouge, La.

Central Michigan..... 300 000 000 - 3 7 1  
LSU .....013 000 10X - 5 8 1  
WP-Schultz (11-4) LP-Gardner (4-3)  
T-2:35 A-6178

##### May 26, 1995 at Baton Rouge, La.

LSU .....220 000 030 - 7 9 2  
Rice .....010 206 33X - 15 13 1  
WP-Shaddix (2-0) LP-Laxton (4-4)  
T-3:49 A-6292  
HR RU - Landry (11), Venghaus (3), Berkman (6), Quinn (17)

##### May 27, 1995 at Baton Rouge, La.

LSU .....050 400 010 - 10 14 1  
Central Michigan..... 001 000 103 - 5 12 3  
WP-Yarnall (5-0) LP-Van Damme (4-5)  
T-2:40 A-4483  
HR LSU - Koerner (6), Dunn (14)





Catcher Mike Bianco launched a home run in LSU's 1989 CWS win over Miami.



The 1987 Tigers became the first SEC team to make back-to-back CWS trips.

## May 27, 1995 at Baton Rouge, La.

Rice ..... 202 601 500 - 16 19 2  
 LSU ..... 002 023 200 - 9 12 5  
 WP-Quinn (6-3) Save-Taylor (1)  
 LP-Berthelot (2-1) T-3:29 A-5129  
 HR LSU - Dunn (15)  
 HR RU - Landry 2 (14), Quinn (18)

## 1994 College World Series

### June 3, 1994 at Omaha, Neb.

Florida State ..... 000 006 000 - 6 8 2  
 LSU ..... 000 200 100 - 3 7 1  
 WP-Wilson (13-5) LP-Schultz (12-2)  
 T-2:22 A-17097  
 HR LSU - Walker (18)

### June 5, 1994 at Omaha, Neb.

LSU ..... 0 01 400 001 - 6 11 3  
 Cal State Fullerton... (11) 21 500 10X - 20 15 1  
 WP-Ricabal (11-1) LP-Laxton (4-5)  
 T-3:13 A-20682  
 HR CSF - Ferguson (12), Giambi (1)

## 1994 NCAA South Regional

### May 26, 1994 at Baton Rouge, La.

SE Louisiana ..... 100 001 103 - 6 12 3  
 LSU ..... 001 010 17X - 10 11 2  
 WP-Schultz (12-1) LP-Laiche (11-3)  
 T-2:35 A-6707  
 HR LSU - Huffman (3), Lanier (8), Walker (13)  
 HR SLU - Ferrand (5), Langlois (6), Millican (16)

### May 27, 1994 at Baton Rouge, La.

LSU ..... 101 103 000 - 6 9 1  
 Fresno State ..... 002 000 000 - 2 5 2  
 WP-Tyson (9-3) LP-Fernandez (11-5)  
 T-2:04 A-5846  
 HR LSU - Huffman (3), Lanier (8), Walker (13)  
 HR SLU - Ferrand (5), Langlois (6), Millican (16)

### May 28, 1994 at Baton Rouge, La.

LSU ..... 000 210 030 - 6 8 0  
 S. California ..... 000 000 020 - 2 6 3  
 WP-Laxton (4-4) LP-Nieto (5-9)  
 T-2:56 A-6275  
 HR LSU - Cooley (9), Wilson (8)  
 HR USC - Hastings (6), Jenkins (13)

### May 29, 1994 at Baton Rouge, La.

S. California ..... 101 402 020 - 10 14 3  
 LSU ..... 304 100 40X - 12 17 2  
 WP-Antonini (5-2) Save-Schultz (1)  
 LP-Casillas (0-1) T-3:48 A-6856  
 HR LSU - Cooley 2 (11), Huffman (4), Walker 2 (17)  
 HR USC - Boone (6), Jenkins (15), Jones 3 (6)

## 1993 College World Series

### June 4, 1993 at Omaha, Neb.

LSU ..... 000 000 322 - 7 8 1  
 Long Beach State ..... 000 001 000 - 1 3 1  
 WP-Sirotko (11-5) LP-Choi (16-2)  
 T-2:40 A-16963  
 HR LSU - Greely 2 (5), Johnson (8)

### June 6, 1993 at Omaha, Neb.

Texas A&M ..... 000 251 000 - 8 13 5  
 LSU ..... 000 240 16X - 13 10 2  
 WP-Schultz (7-3) LP-Clemons (6-2)  
 T-3:43 A-18316  
 HR LSU - Walker (20)

### June 9, 1993 at Omaha, Neb.

LSU ..... 020 006 000 - 8 10 1  
 Long Beach State ..... 110 030 14X - 10 14 2  
 WP-Gonzalez (4-2) LP-Sirotko (11-6)  
 T-3:28 A-13727 HR LBS - Liefer (12), Davis (5), Curtis (12)

### June 11, 1993 at Omaha, Neb.

Long Beach State ..... 201 000 002 - 5 9 1  
 LSU ..... 010 001 103 - 6 14 5  
 WP-Sirotko (12-6) LP-Gonzalez (4-3)  
 T-3:12 A-12388  
 HR LSU - Walker (21)  
 HR LBS - Davis (6)

### June 12, 1993 at Omaha, Neb.

Wichita State ..... 000 000 000 - 0 3 0  
 LSU ..... 232 000 01X - 8 10 2  
 WP-Laxton (12-1) LP-Wyckoff (5-3)  
 T-2:52 A-20268  
 HR LSU - Walker (22)

## 1993 NCAA South Regional

### May 27, 1993 at Baton Rouge, La.

Western Carolina ..... 000 200 000 - 2 7 2  
 LSU ..... 202 000 21X - 7 8 0  
 WP-Siroka (9-5) LP-Grundy (4-7)  
 T-2:30 A-6021  
 HR LSU - Rios (9)  
 HR WCU - Doherty (5)

### May 28, 1993 at Baton Rouge, La.

Kent State ..... 050 100 090 - 15 19 2  
 LSU ..... 401 213 010 - 12 15 2  
 WP-Nartker (9-0) LP-Rutledge (4-2)  
 T-3:17 A-4672  
 HR LSU - Walker (17), Greely 2 (3)  
 HR KS - Middleton (2), Fails (2)

### May 29, 1993 at Baton Rouge, La.

LSU ..... 411 202 300 - 13 14 4  
 Baylor ..... 000 200 022 - 6 6 3  
 WP-Laxton (11-1) LP-Rathbun (7-5)  
 T-3:29 A-4923  
 HR LSU - Berrios (15), Walker (18)

### May 29, 1993 at Baton Rouge, La.

LSU ..... 032 300 210 - 11 9 0  
 S. Alabama ..... 000 300 100 - 4 12 3  
 WP-Chamberlain (6-3) LP-Jaye (1-2)  
 T-3:13 A-6115  
 HR LSU - Berrios 2 (17), Neal 2 (5)

### May 30, 1993 at Baton Rouge, La.

S. Alabama ..... 200 110 000 - 4 9 1  
 LSU ..... 300 000 42X - 9 10 5  
 WP-Sirotko (10-5) LP-Ybarra (8-5)  
 T-2:15 A-6223  
 HR LSU - Walker (19)

## 1992 NCAA South I Regional

### May 21, 1992 at Baton Rouge, La.

Providence ..... 000 001 000 - 1 3 2  
 LSU ..... 410 120 00X - 8 13 2  
 WP-Peever (14-0) LP-Mangiafico (5-3)  
 T-2:40 A-5814  
 HR LSU - Sheets (7), Walker (12), Mook (7)

### May 22, 1992 at Baton Rouge, La.

LSU ..... 000 000 000 - 0 5 2  
 Ohio State ..... 021 200 00X - 5 6 1  
 WP-Klingensbeck (7-7) LP-Schultz (8-3)  
 T-2:15 A-4703  
 HR OS - Khoury (3)

### May 23, 1992 at Baton Rouge, La.

Tulane ..... 110 000 001 - 3 9 3  
 LSU ..... 401 000 02X - 7 4 1  
 WP-Rantz (7-2) Save-Hunt (1) LP-Ibieta (3-4)  
 T-2:46 A-5128  
 HR LSU - Mook (8)

### May 23, 1992 at Baton Rouge, La.

LSU ..... 000 000 000 - 0 4 6  
 Cal State Fullerton ..... 012 104 03X - 11 11 1  
 WP-Parisi (4-1) Save-Chavez (3) LP-Chamberlain (8-2) T-2:36  
 A-5972

## 1991 College World Series

### May 31, 1991 at Omaha, Neb.

Florida ..... 000 100 000 - 1 8 1  
 LSU ..... 100 210 40X - 8 11 0  
 WP-Ogea (13-5) LP-Burke (8-5)  
 T-2:59 A-12403  
 HR LSU - Mouton 2 (12), Garrity (2)



The 1986 Tigers earned LSU's first College World Series berth.



Jeff Yurtin homered in LSU's 1986 South I Regional win over Tulane.

#### June 2, 1991 at Omaha, Neb.

LSU ..... 030 413 004 - 15 15 1  
 Fresno State ..... 020 000 001 - 4 7 5  
 WP-Sirotko (11-0) LP-Saitz (8-6)  
 T-2:55 A-16329  
 HR LSU - Hymel 2 (23)  
 HR FS - Falco (11)

#### June 5, 1991 at Omaha, Neb.

LSU ..... 300 553 003 - 19 14 0  
 Florida ..... 200 020 310 - 8 13 3  
 WP-Byrd (8-3) LP-Corbitt (2-1)  
 T-3:35 A-13613  
 HR LSU - Hymel 2 (25), Mouton (13)  
 HR UF - Linares 2 (14)

#### June 8, 1991 at Omaha, Neb.

LSU ..... 220 200 000 - 6 8 0  
 Wichita State ..... 100 100 010 - 3 5 1  
 WP-Ogea (14-5) Save-Greene (14)  
 LP-Green (11-2) T-2:54 A-16612  
 HR LSU - Rios (4)  
 HR WS - Tilma (6)

### 1991 NCAA South Regional

#### May 24, 1991 at Baton Rouge, La.

Northwestern State ..... 000 001 001 - 2 7 6  
 LSU ..... 150 032 02X - 13 17 0  
 WP-Ogea (11-5) LP-Benson (6-3)  
 T-2:55 A-5388  
 HR LSU - Hymel (20)  
 HR NSU - Hartsburg (3)

#### May 26, 1991 at Baton Rouge, La.

LSU ..... 001 201 000 - 4 6 1  
 Oklahoma ..... 000 200 001 - 3 6 2  
 WP-Byrd (7-3) Save-Greene (12) LP-Ruebel (7-6) T-2:30 A-5438  
 HR OU - Neff (24)

#### May 27, 1991 at Baton Rouge, La.

Texas A&M ..... 000 000 010 - 18 2  
 LSU ..... 011 004 10X - 7 9 1  
 WP-Sirotko (10-0) LP-Wunsch (4-6)  
 T-2:48 A-5493  
 HR LSU - Cordani (11), Hymel (21)

#### May 28, 1991 at Baton Rouge, La.

LSU ..... 100 410 200 - 8 13 1  
 SW Louisiana ..... 200 011 001 - 5 11 0  
 WP-Ogea (12-5) Save-Greene (13)  
 LP-Walter (4-8) T-3:11 A-5307  
 HR USL - Ramos (8), Grossie (6)

### 1990 College World Series

#### June 2, 1990 at Omaha, Neb.

The Citadel ..... 101 000 000 - 2 12 1  
 LSU ..... 023 120 00X - 8 14 1  
 WP-Byrd (17-5) LP-Britt (10-2)  
 T-2:26 A-7000  
 HR LSU - Clark (11)  
 HR CIT - Jenkins (16)

#### June 4, 1990 at Omaha, Neb.

LSU ..... 000 030 000 - 1 2 2  
 Oklahoma State ..... 022 000 30X - 7 9 0  
 WP-Gore (5-2) LP-Ogea (14-2)  
 T-3:08 A-15802  
 HR LSU - Mouton (10)  
 HR OS - Daniel (22)

#### June 5, 1990 at Omaha, Neb.

LSU ..... 000 030 030 - 6 10 1  
 The Citadel ..... 000 000 10X - 1 8 3  
 WP-O'Donoghue (12-3) LP-Baker (8-3)  
 T-2:28 A-14614  
 HR LSU - Clark (12)

#### June 2, 1990 at Omaha, Neb.

Oklahoma State ..... 020 006 303 - 14 19 1  
 LSU ..... 210 000 000 - 3 5 3  
 WP-Tipton (10-1) LP-Byrd (17-6)  
 T-3:18 A-16094  
 HR OS - Daniel (23)

### 1990 NCAA South I Regional

#### May 24, 1990 at Baton Rouge, La.

Southwestern La. .... 000 000 000 - 0 3 0  
 LSU ..... 030 202 01X - 8 11 1  
 WP-Ogea (13-1) LP-McDonald (8-2)  
 T-2:50 A-5642  
 HR LSU - Clark (9)

#### May 25, 1990 at Baton Rouge, La.

LSU ..... 030 213 101 - 11 13 2  
 Georgia Tech ..... 001 110 011 - 5 13 1  
 WP-Byrd (16-5) LP-Creek (11-4)  
 T-3:43 A-3660  
 HR GT - Bragg (10)

#### May 26, 1990 at Baton Rouge, La.

S. California ..... 004 000 001 - 5 11 1  
 LSU ..... 010 210 000 - 4 9 2  
 WP-Nickell (7-3) LP-O'Donoghue (11-3)  
 T-2:57 A-4724  
 HR USC - Boone (10)

#### May 26, 1990 at Baton Rouge, La.

LSU ..... 031 001 010 - 6 8 3  
 Houston ..... 100 003 000 - 4 9 3  
 WP-LaRosa (6-2) Save-Greene (7)  
 LP-Eshelman (5-4) T-3:15 A-3512  
 HR LSU - Clark (10), Mouton (8)

#### May 27, 1990 at Baton Rouge, La.

LSU ..... 001 000 400 - 5 8 1  
 S. California ..... 000 010 201 - 4 10 3  
 WP-Ogea (14-1) Save-Sirotko (1)  
 LP-Powers (11-3) T-2:57 A-4639  
 HR LSU - Grisham (11)  
 HR USC - Boone (11), Cirillo (6)

#### May 28, 1990 at Baton Rouge, La.

S. California ..... 300 000 300 - 6 11 0  
 LSU ..... 010 031 20X - 7 10 0  
 WP-LaRosa (7-2) LP-Nickell (7-4)  
 T-2:57 A-5809  
 HR LSU - Cordani (9), Mouton (9)  
 HR USC - Boone (12)

### 1989 College World Series

#### June 3, 1989 at Omaha, Neb.

LSU ..... 000 020 000 - 2 5 1  
 Miami (Fla.) ..... 202 000 10X - 5 9 1  
 WP-Grahe (15-4) LP-McDonald (14-3)  
 T-2:29 A-17407  
 HR UM - Vespe (7), Santangelo (22)

#### June 5, 1989 at Omaha, Neb.

LSU ..... 026 000 000 - 8 7 0  
 Long Beach State ..... 000 202 010 - 5 11 2  
 WP-Leskanic (15-2) Save-Byrd (1)  
 LP-Abbott (15-3)  
 T-3:27 A-10000  
 HR LB - Berthel (2)

#### June 6, 1989 at Omaha, Neb.

Miami (Fla.) ..... 000 021 000 - 3 6 1  
 LSU ..... 010 013 10X - 6 9 1  
 WP-Springer (9-3) Save-McDonald (4)  
 LP-Vespe (4-3)  
 T-3:02 A-14000  
 HR LSU - Bianco (8)  
 HR UM - Noriega (5)

#### June 8, 1989 at Omaha, Neb.

Texas ..... 421 400 001 - 12 13 2  
 LSU ..... 003 010 300 - 7 9 4  
 WP-Dressendorfer (18-2) LP-McDonald (14-4)  
 T-3:41 A-16072  
 HR UT - Bethea (5)





Skip Bertman (center) and his 1984 coaching staff laid the groundwork for the Tigers' postseason success.

## 1989 NCAA Central Regional

### May 25, 1989 at College Station, Texas

Nevada-Las Vegas..... 411 000 400 - 10 12 0  
 LSU ..... 000 360 21X - 12 15 3  
 WP-Leskanic (12-2) Save-LaRosa (5)  
 LP-Sawaia (6-3) T-3:26 A-1567  
 HR LSU — Cala (14), Grisham (18), Schneidewind (2)  
 HR UNLV — Der Manouel (2)

### May 26, 1989 at College Station, Texas

LSU ..... 011 002 000 - 4 9 6  
 South Alabama ..... 001 001 40X - 6 10 0  
 WP-Bray (14-3) Save-Perez (2) LP-LaRosa (4-5) T-3:12 A-1873  
 HR LSU — Schneidewind (3)

### May 27, 1989 at College Station, Texas

LSU ..... 104 512 000 - 13 18 1  
 Nevada-Las Vegas ..... 000 101 015 - 8 12 3  
 WP-Ogea (2-0) LP-Gledhill (4-3)  
 T-2:43 A-932  
 HR UNLV — Lofthus 3(26), Flowers (2)

### May 27, 1989 at College Station, Texas

South Alabama ..... 310 001 000 - 5 7 0  
 LSU ..... 030 002 01X - 6 7 3  
 WP-Leskanic (13-2) LP-Zimmerman (12-5) T-2:53  
 HR LSU — Johnson (2)  
 HR USA — Gainer (8)

### May 28, 1989 at College Station, Texas

Texas A&M ..... 012 002 000 - 5 10 1  
 LSU ..... 020 312 41X - 13 15 1  
 WP-McDonald (14-2) LP-Langston (12-1)  
 T-3:24 A-5822  
 HR LSU — Gruver (5), Bianco (7)  
 HR A&M — Byington (15)

### May 28, 1989 at College Station, Texas

LSU ..... 010 020 010 01 - 5 15 3  
 Texas A&M ..... 301 000 000 00 - 4 5 1  
 WP-Leskanic (14-2) Save-McDonald (3)  
 LP-Centala (5-1) T-4:25 A-4177  
 HR LSU — Grisham (19)

## 1987 College World Series

### May 29, 1987 at Omaha, Neb.

LSU ..... 000 010 000 5 - 6 7 1  
 Florida St ..... 000 000 001 1 - 2 8 2  
 WP-Patterson (10-2) Save-Manuel (9)  
 LP-R. Lewis  
 HR FS — Blackwell

### June 1, 1987 at Omaha, Neb.

Oklahoma St ..... 002 401 100 - 8 14 1  
 LSU ..... 114 000 000 - 7 11 3  
 WP-Rockman (12-0) LP-McDonald (2-2)  
 T-3:15 A-10661  
 HR OS — Barragan (21)

### June 3, 1987 at Omaha, Neb.

Arkansas ..... 000 020 000 - 2 4 0  
 LSU ..... 000 000 41X - 5 10 0  
 WP-Patterson (11-2) LP-Cebuhar (11-2)  
 T-2:58 A-11000  
 HR LSU — Voigt (16)

### June 5, 1987 at Omaha, Neb.

LSU ..... 001 100 000 3 - 5 7 1  
 Stanford ..... 020 000 000 4 - 6 9 3  
 WP-Chitren (8-3) LP-McDonald (2-3)  
 T-3:13 A-13000  
 HR SU — P. Carey (12)

## 1987 NCAA South II Regional

### May 21, 1987 at New Orleans, La.

LSU ..... 001 111 100 - 5 7 1  
 Tulane ..... 002 010 000 - 3 10 3  
 WP-Patterson (8-2) LP-Amarena (10-2)  
 T-2:21 A-4268  
 HR LSU — Faulkner (12), Bush (3)  
 HR TU — Smith (9)

### May 22, 1987 at New Orleans, La.

LSU ..... 024 101 024 - 14 19 0  
 New Orleans ..... 000 000 001 - 1 3 2  
 WP-Kite (7-3) LP-Muller (8-4)  
 T-3:03 A-4448  
 HR LSU — Bush (4), Belle (8)  
 HR NO — Schmitt (18)

### May 23, 1987 at New Orleans, La.

New Orleans ..... 000 000 000 - 0 5 1  
 LSU ..... 002 010 00X - 3 3 0  
 WP-Loewer (9-5) Save-Manuel (8)  
 LP-Lynch (6-5) T-2:41 A-3831

### May 24, 1987 at New Orleans, La.

LSU ..... 000 030 130 - 7 9 3  
 Cal State Fullerton ..... 200 001 000 - 3 5 4  
 WP-Patterson (9-2) LP-L. Garcia (10-5)  
 T-2:20 A-2859  
 HR CSF — Mannion (10)

## 1986 College World Series

### May 30, 1986 at Omaha, Neb.

LSU ..... 000 000 120 - 3 8 2  
 Loyola Marymount ..... 030 000 01X - 4 6 0  
 WP-Goettsch (9-4) LP-Manuel (10-3)  
 T-3:01 A-10000

### June 1, 1986 at Omaha, Neb.

LSU ..... 203 101 100 - 8 8 1  
 Maine ..... 000 112 000 - 4 11 2  
 WP-Loewer (14-4) Save-Patterson (1)  
 LP-Plympton (8-3) T-2:36 A-9000  
 HR LSU — Yurtin (10)  
 HR UM — Reynolds (18)

### June 5, 1986 at Omaha, Neb.

Miami (Fla.) ..... 300 010 000 - 4 8 0  
 LSU ..... 100 000 011 - 3 6 2  
 WP-O'Brien (5-2) Save-Raether (16)  
 LP-Guthrie (9-2) T-2:35 A-12832  
 HR LSU — J. Belle 2 (21), Voigt (9)  
 HR UM — Magno (7)

## 1986 NCAA South I Regional

### May 22, 1986 at Baton Rouge, La.

LSU ..... 001 704 011 - 14 15 2  
 Jackson State ..... 015 005 000 - 11 10 5  
 WP-Kite (7-3) Save-Manuel (7) LP-Sanders (11-2)  
 T-3:26 A-3957  
 HR LSU — J. Belle (17)  
 HR JS — Sanders 2 (17), Daniels (8)

### May 23, 1986 at Baton Rouge, La.

Oklahoma ..... 102 000 200 - 5 8 4  
 LSU ..... 200 320 11X - 8 8 0  
 WP-Loewer (13-4) LP-Hamilton (11-2)  
 T-2:27 A-4016  
 HR LSU — Hartwig (2)  
 HR OU — Burdick (10), Lavender (5)

### May 24, 1986 at Baton Rouge, La.

Louisiana Tech ..... 000 030 001 - 4 6 3  
 LSU ..... 150 010 00X - 7 8 3  
 WP-Kite (8-3) Save-Manuel (8) LP-Faircloth  
 (7-6) T-2:36 A-3048

### May 26, 1986 at Baton Rouge, La.

LSU ..... 100 300 021 - 7 9 2  
 Tulane ..... 201 300 000 - 6 10 3  
 WP-Manuel (10-2) Save-Loewer (4) LP-Little (8-4) T-2:53  
 A-5189  
 HR LSU — J. Belle 2 (19), Bowie (16), Yurtin (9)  
 HR TU — Rapp (5)



Coach Jim Smith guided LSU to its first NCAA Regional appearance in 1975.

### 1985 NCAA Central Regional

May 23, 1985 at Austin, Texas

Houston.....300 102 014 - 11 16 1

LSU .....003 000 001 - 4 8 4

WP-Walker (12-7) LP-Guthrie (6-8) T-3:18

May 24, 1985 at Austin, Texas

LSU .....000 210 000 - 3 10 4

Lamar.....000 000 112 - 4 10 0

WP-Terrill LP-Parker

### 1975 NCAA South Regional

May 23, 1975 at Starkville, Miss.

Murray State..... 000 001 010 - 2 7 2

LSU ..... 014 000 11X - 7 7 3

WP-Moock (10-0) LP-Oliver (9-2) T-2:17

A-1600

May 24, 1975 at Starkville, Miss.

LSU ..... 000 200 000 - 2 4 3

Florida State..... 000 010 21X - 4 7 1

WP-Jones (15-0) Save-Rothschild

LP-Hollingsworth (6-3) T-2:19

May 24, 1975 at Starkville, Miss.

Miami (Fla.) ..... 110 015 000 - 8 7 0

LSU ..... 000 000 100 - 15 6

WP-Lynch (9-3) LP-Whealy (8-3) T-2:23

A-1100



The 2017 Tigers advanced to the CWS Finals.



LSU has a 157-65 (.707) NCAA Tournament record.

### NCAA Tournament Record

YEAR	W	L	PCT.
2019	3	2	.600
2018	2	2	.500
2017	9	3	.750
2016	3	3	.500
2015	6	2	.750
2014	2	2	.500
2013	5	2	.714
2012	4	2	.667
2010	1	2	.333
2009	10	1	.909
2008	6	3	.667
2005	2	2	.500
2004	5	2	.714
2003	5	3	.625
2002	4	3	.571
2001	4	3	.571
2000	9	0	1.000
1999	4	3	.571
1998	6	2	.750
1997	9	1	.900
1996	8	0	1.000
1995	2	2	.500
1994	4	2	.667
1993	8	2	.800
1992	2	2	.500
1991	8	0	1.000
1990	7	3	.700
1989	7	3	.700
1987	6	2	.750
1986	5	2	.714
1985	0	2	.000
1975	1	2	.333
<b>Total</b>	<b>157</b>	<b>65</b>	<b>.707</b>

(40-27 in CWS; 18-14 in Super Regionals; 97-22 in Regionals)


At Home: 84-15 in Regionals; 17-9 in Super Regionals

### College World Series Record

YEAR	W	L	FINISH
2017	4	3	2nd
2015	1	2	5th
2013	0	2	7th
2009	5	1	1st
2008	1	2	5th
2004	0	2	7th
2003	0	2	7th
2000	4	0	1st
1998	2	2	3rd
1997	4	0	1st
1996	4	0	1st
1994	0	2	7th
1993	4	1	1st
1991	4	0	1st
1990	2	2	3rd
1989	2	2	3rd
1987	2	2	4th
1986	1	2	5th
<b>TOTAL</b>	<b>40</b>	<b>27</b>	<b>.597</b>



The Tigers greet LSU fans at the College World Series in Omaha.



Wally McMakin helped lead LSU to its first regional appearance in 1975.



## Great Moments in LSU Baseball Regional/Super Regional History

### June 10, 2017

LSU overcomes a three-run deficit with a four-run eighth inning to defeat Mississippi State, 4-3, in the opening game of the 2017 NCAA Super Regional. Trailing 3-0 in the bottom of the eighth, LSU mounts an offensive threat to win its 15th straight game. Relief pitcher Zack Hess finishes off the ninth by working around a leadoff single that would reach third base after two ground-ball outs. Hess strikes out Hunter Stovall on three pitches to end the game and send Alex Box Stadium into a frenzy.

### June 7, 2016

First baseman Greg Deichmann unloads a two-run homer in the seventh inning to give LSU a 3-2 lead, and the Tigers capture the NCAA Baton Rouge Regional title with a 5-2 win over Rice. Left-hander Jared Poche' fires six scoreless relief innings, retiring 18 of the 19 Rice batters that he faces.

### June 6, 2015

Designated hitter Chris Sciambra launches a solo walk-off home run in the bottom of the ninth inning to defeat UL-Lafayette, 4-3, in Game 1 of the NCAA Super Regional in Alex Box Stadium. The Tigers capture Game 2 of the series the following night to advance to the College World Series.

### June 7, 2013

LSU right-hander Aaron Nola delivers one of the greatest pitching performances in Fighting Tiger postseason history, limiting Oklahoma to no runs on two hits with six strikeouts in nine innings, as the Tigers post a 2-0 victory in Game 1 of the NCAA Super Regional in Alex Box Stadium, Skip Bertman Field. Nola outduels OU ace Jonathan Gray, who holds the Tigers scoreless until the eighth inning when Tyler Moore delivers a run-scoring double and Mark Laird adds an RBI single. LSU goes on to advance to the CWS the next day with an 11-1 victory over the Sooners.

### June 3, 2012

LSU erases a 5-4, ninth-inning deficit and defeats Oregon State, 6-5, in 10 innings to win the NCAA Baton Rouge Regional in Alex Box Stadium. Alex Edward's RBI double ties the contest in the ninth, and Austin Nola scores the game-winning run on a wild pitch in the 10th.

### June 6, 2009

LSU starter Louis Coleman allows only three runs in eight innings, and the top-ranked Tigers complete a two-game NCAA Super Regional sweep of No. 6 Rice with a 5-3 victory in Alex Box Stadium to advance to the College World Series. Coleman earns his fourth straight win as the SEC Pitcher of the Year allows nine hits and strikes out five. Freshman closer Matty Ott secured the victory with his 16th save of the season. Third baseman Derek Hellenih leads the Tigers at the plate with two hits - including a solo homer - and two RBI.

### May 30, 2009

LSU shortstop Austin Nola delivers a game-winning RBI single in the top of the 10th inning to break a 2-2 tie and lead the second-ranked Tigers past Baylor, 3-2, in the semifinal round of the NCAA Baton Rouge Regional. LSU starter Anthony Ranaudo records the victory with a magnificent performance as the right-hander limits Baylor to only three hits and one earned run in a career-high nine innings with 14 strikeouts. Right-hander Matty Ott finishes off the Bears with a perfect 10th inning to register his school-record 15th save of the season.

### June 8-9, 2008

Facing elimination in Game 2 of the Super Regional versus UC Irvine, the Tigers erupt for seven runs in their final two at-bats to rally for a 9-7 victory. Sean Ochinko's base hit provides the go-ahead run in a five-run ninth inning, and Louis Coleman fires three scoreless innings to secure the win. In Game 3 the next day -- before an Alex Box Stadium record crowd of 8,173 -- the Tigers explode for six runs in the first inning and cruise to a 21-7 triumph. LSU collects 24 hits, including seven home runs.

### June 13, 2004

Lane Mestepey fires a masterful five-hit shutout in Game 2 of a Super Regional series against Texas A&M. Will Harris' ninth-inning homer clinches LSU's 4-0 triumph and sends the Tigers to the College World Series for the second straight season.

### June 7-8, 2003

LSU blasts Baylor 20-5, using an 11-run sixth inning highlighted by Clay Harris' grand slam to reach its 12th College World Series. The Tigers faced elimination a day earlier after Baylor captured the first contest in the best-of-three set. Harris and Ivan Naccarata belted back-to-back homers to lead off the eighth inning to lift LSU over Baylor, 6-5, to set up the rubber match.

### June 1, 2003

Jon Zeringue's one-out, walk-off home run in the bottom of the 11th sends LSU to the super regional round as the Tigers defeat a pesky UNC-Wilmington club, 9-8. Despite defeat, UNC-W becomes the first opposing team to make a congratulatory lap around the field following the game.



The Tigers swept two games versus Mississippi State to win the 2017 Super Regional.

### June 2, 2002

LSU comes through the loser's bracket to defeat UL-Lafayette twice by identical 12-2 scores to win its seventh consecutive regional championship. The Tigers are the only regional winner of 2002 to come through the loser's bracket to win twice on the final day.

### May 30-31, 1999

Facing a seven-run deficit and in danger of being eliminated, LSU rallies to take a 12-10 lead it would not relinquish against East Carolina to force a second championship game. Kurt Ainsworth gets an extra day of rest thanks to rain, which forces the second contest to be moved to Monday. Ainsworth blanks the Pirates, 9-0, hurling the Tigers to a super regional matchup with SEC foe Alabama.

### May 28, 1999

LSU tags UL-Monroe starter and current Milwaukee Brewer star Ben Sheets, opening the Baton Rouge Regional with a convincing 11-4 victory over the Indians.

### May 23, 1998

LSU falls behind Cal State Fullerton, 7-0 through two innings, but Cedrick Harris' two-run double in the eighth caps a four-run inning to complete a comeback as the Tigers earn a 13-11 victory. LSU routs the Titans 14-3 the next day to reach Omaha.

### May 25, 1997

A classic five-hour marathon comes to an end as LSU outlasts Long Beach State by scoring seven runs in the 11th inning for a 14-7 victory. One day later, the Tigers avenge their second round loss to South Alabama by sweeping the Jaguars, 14-4 and 15-4, before defending its national championship in Omaha.

### May 26, 1996

In one of the largest hit outputs in school history, LSU uses 18 runs on 13 hits in the seventh inning of the South II Regional championship game to rout Georgia Tech, 29-13. The Tigers wear new gold jerseys during the regional and throughout the 1996 College World Series.

### May 29, 1994

LSU holds on to a 12-10 win over Southern Cal in the South Regional final. Former Trojan and current Minnesota Twins star Jacque Jones smashes three homers in defeat.

### May 28, 1990

Rich Cordani's dramatic two-run blast in the seventh inning lifts LSU to a thrilling 7-6 South Regional championship game win over Southern California.

### May 28, 1989

LSU completes perhaps its most improbable journey in the program's history to reach its third College World Series. The Tigers win five of six games at the 1989 Central Regional in College Station, Texas. LSU shocks top-ranked Texas A&M - which entered the final day of the tournament with a 58-5 record - with two wins, including a 5-4, 11-inning victory in the championship game. Ben McDonald earns the win in seven innings of work in the first game and then comes back to earn a save in the clincher. All four LSU pitchers in the final game -- Russ Springer, Paul Byrd, Curtis Leskanic and McDonald -- reach the Major Leagues.

### May 25, 1986

Albert Belle smashes a pair of two-run homers in the South I Regional championship game, leading the Tigers to their first College World Series with a 7-6 win over Tulane at Alex Box Stadium. Belle was named tournament MVP for his efforts.



LSU defeated Arkansas to win the 2017 SEC Tournament title.

**2019****TOURNAMENT AT HOOVER, ALA.**

8	South Carolina	6
5	Mississippi State (17 innings)	6
4	Auburn	3
12	Mississippi State (7 innings)	2
4	Vanderbilt	13

**Won 3, Lost 2 - Finished 3rd****2018****TOURNAMENT AT HOOVER, ALA.**

8	Miss. State	5
3	Florida	4
6	South Carolina (12 innings)	4
11	Florida (7 innings)	0
2	Arkansas	1
1	Ole Miss	9

**Won 4, Lost 2 - Finished 2nd****2017****TOURNAMENT AT HOOVER, ALA.**

10	Missouri	3
10	Kentucky (7 innings)	0
11	South Carolina (7 innings)	0
4	Arkansas	2

**Won 4, Lost 0 - Finished 1st****2016****TOURNAMENT AT HOOVER, ALA.**

5	Tennessee	4
5	Florida (14 innings)	3
6	Mississippi State	2
0	Florida	1

**Won 3, Lost 1 - Finished 3rd****2015****TOURNAMENT AT HOOVER, ALA.**

9	Auburn	8
10	Arkansas	5
1	Florida	2

**Won 2, Lost 1 - Finished 3rd****2014****TOURNAMENT AT HOOVER, ALA.**

11	Vanderbilt (7 innings)	1
7	Arkansas	2
11	Arkansas (8 innings)	1
2	Florida	0

**Won 4, Lost 0 - Finished 1st****2013****TOURNAMENT AT HOOVER, ALA.**

3	Alabama	0
1	Arkansas	4
3	Alabama	2
3	Arkansas	1
5	Vanderbilt (11 innings)	4

**Won 4, Lost 1 - Finished 1st****2012****TOURNAMENT AT HOOVER, ALA.**

2	Mississippi St.	3
11	Ole Miss	2
3	Mississippi St. (10 innings)	4

**Won 1, Lost 2 - Finished 5th****2010****TOURNAMENT AT HOOVER, ALA.**

10	Florida	6
7	Vanderbilt	5
8	Ole Miss (7 innings)	0
4	Alabama (11 innings)	3

**Won 4, Lost 0 - Finished 1st****2009****TOURNAMENT AT HOOVER, ALA.**

1	Vanderbilt	4
9	Alabama	6
4	South Carolina	1
16	Georgia (7 innings)	0
3	Georgia (7 innings)	2
6	Vanderbilt	2

**Won 5, Lost 1 - Finished 1st****2008****TOURNAMENT AT HOOVER, ALA.**

5	South Carolina (10 innings)	4
8	Vanderbilt	2
12	Alabama	8
8	Ole Miss	2

**Won 4, Lost 0 - Finished 1st****2006****TOURNAMENT AT HOOVER, ALA.**

4	Alabama	3
1	Ole Miss	12
3	Alabama	8

**Won 1, Lost 2 - Finished 5th****2005****TOURNAMENT AT HOOVER, ALA.**

2	Miss. State	9
1	Tennessee	5

**Won 0, Lost 2 - Finished 7th****2004****TOURNAMENT AT HOOVER, ALA.**

4	Florida (10 innings)	5
0	Georgia	1

**Won 0, Lost 2 - Finished 7th****2003****TOURNAMENT AT HOOVER, ALA.**

5	Arkansas	4
7	Miss. State	2
17	Miss. State	5
3	Alabama	10

**Won 3, Lost 1 - Finished 2nd****2002****TOURNAMENT AT HOOVER, ALA.**

2	Auburn	1
8	South Carolina	3
8	South Carolina	10
4	South Carolina	5

**Won 2, Lost 2 - Finished 3rd****2001****TOURNAMENT AT HOOVER, ALA.**

10	Florida	0
13	Ole Miss	2
12	Ole Miss	6
1	Miss. State	4

**Won 3, Lost 1 - Finished 2nd****2000****TOURNAMENT AT HOOVER, ALA.**

11	Georgia	3
18	Alabama	12
6	Alabama	5
9	Florida	6

**Won 4, Lost 0 - Finished 1st****1999****TOURNAMENT AT HOOVER, ALA.**

2	Auburn	6
10	Kentucky	0
8	Arkansas	9

**Won 1, Lost 2 - Finished 5th****1998****TOURNAMENT AT HOOVER, ALA.**

4	Arkansas	8
6	South Carolina	0
5	Mississippi State	7

**Won 1, Lost 2 - Finished 5th****1997****TOURNAMENT AT COLUMBUS, GA.**

5	Auburn	2
12	Tennessee	5
12	Alabama	7
2	Alabama	12

**Won 3, Lost 1 - Finished 2nd****1996****TOURNAMENT AT HOOVER, ALA.**

3	Tennessee	1
2	Florida	6
11	Kentucky	12

**Won 1, Lost 2 - Finished 5th****1995****WESTERN DIVISION TOURNAMENT AT STARKVILLE, MISS.**

8	Alabama	9
14	Miss. State	6
7	Auburn	5
7	Arkansas	6
8	Alabama	9

**Won 3, Lost 2 - Finished 2nd****1994****WESTERN DIVISION TOURNAMENT AT OXFORD, MISS.**

3	Alabama	2
6	Arkansas	4
3	Auburn	2
5	Auburn	4

**Won 4, Lost 0 - Finished 1st****1993****WESTERN DIVISION TOURNAMENT AT BATON ROUGE, LA.**

6	Ole Miss	1
3	Miss. State	5
13	Arkansas	7
16	Auburn	5
7	Miss. State	3

**Won 4, Lost 1 - Finished 1st**



## SEC Postseason Results

### 1992

#### TOURNAMENT AT NEW ORLEANS, LA.

7	Vanderbilt	2
8	Arkansas	1
1	Florida	3
5	Georgia	3
6	South Carolina	3
12	Florida	1

**Won 5, Lost 1 - Finished 1st**

### 1991

#### TOURNAMENT AT BATON ROUGE, LA.

8	Kentucky	7
8	Miss. State	2
1	Florida	7
9	Miss. State	4
4	Florida	8

**Won 3, Lost 2 - Finished 2nd**

### 1990

#### TOURNAMENT AT HOOVER, ALA.

6	Florida	4
17	Miss. State	8
13	Vanderbilt	5
1	Miss. State	3

**Won 3, Lost 1 - Finished 1st (tie)**

(championship game canceled due to rain; LSU and Mississippi State declared tournament co-champions)

### 1989

#### TOURNAMENT AT GAINESVILLE, FLA.

6	Georgia	3
6	Florida	8
5	Auburn	8

**Won 1, Lost 2 - Finished 4th**

### 1988

#### TOURNAMENT AT STARKVILLE, MISS.

7	Kentucky	9
7	Georgia	3
2	Florida	7

**Won 1, Lost 2 - Finished 5th**

### 1987

#### TOURNAMENT AT ATHENS, GA.

8	Auburn	9
4	Georgia	2
4	Kentucky	1
4	Auburn	2
3	Miss. State	13

**Won 3, Lost 2 - Finished 2nd**

### 1986

#### TOURNAMENT AT BATON ROUGE, LA.

10	Georgia	6
10	Alabama	7
8	Georgia	4

**Won 3, Lost 0 - Finished 1st**

### 1985

#### TOURNAMENT AT BATON ROUGE, LA.

6	Georgia	8
2	Florida	5

**Won 0, Lost 2 - Finished 4th**

### 1979

#### TOURNAMENT AT STARKVILLE, MISS.

5	Florida	2
5	Miss. State	12
1	Florida	5

**Won 1, Lost 2 - Finished 3rd**

### 1975

6	Georgia (H)	5
8	Georgia (A)	3

**LSU won series 2-0 to claim SEC title**

### 1968

4	Alabama (H)	6
---	-------------	---

**Alabama won single-game playoff to claim Western Division title**

### 1967

2	Ole Miss (A)	6
---	--------------	---

**Ole Miss won single-game playoff to claim Western Division title**

### 1961

4	Auburn (A)	3
6	Auburn (H)	5

**LSU won series 2-0 to claim SEC title**

### SEC Postseason Record

YEAR	W	L	PCT.
2019	3	2	.600
2018	4	2	.667
2017	4	0	1.000
2016	3	1	.750
2015	2	1	.667
2014	4	0	1.000
2013	4	1	.800
2012	1	2	.333
2010	4	0	1.000
2009	5	1	.833
2008	4	0	1.000
2006	1	2	.333
2005	0	2	.000
2004	0	2	.000
2003	3	1	.750
2002	2	2	.500
2001	3	1	.750
2000	4	0	1.000
1999	1	2	.333
1998	1	2	.333
1997	3	1	.750
1996	1	2	.333
1995	3	2	.667
1994	4	0	1.000
1993	4	1	.800
1992	5	1	.833
1991	3	2	.600
1990	3	1	.750
1989	1	2	.333
1988	1	2	.333
1987	3	2	.600
1986	3	0	1.000
1985	0	2	.000
1979	1	2	.333
1975*	2	0	1.000
1968#	0	1	.000
1967#	0	1	1.000
1961*	2	0	1.000
<b>Total</b>	<b>92</b>	<b>46</b>	<b>.667</b>
<b>Tournament only</b>	<b>88</b>	<b>44</b>	<b>.667</b>
<b>(1979-2019)</b>			

\* - SEC Championship Series

# - SEC Western Division Playoff



All-American Wes Grisham helped the 1990 Tigers collect an SEC-record 807 hits.



Trey McClure served as team captain of LSU's 1997 SEC Championship squad.



The Tigers celebrate Bruce Baudier's perfect game in 1967 versus Alabama.

## Bruce Baudier's Perfect Game

May 5, 1967 — Baton Rouge, La.  
Second Game of Doubleheader

Alabama	AB	R	H	RBI	BB	SO	PO	A
Cargo, rf	3	0	0	0	0	1	1	0
Johnson, cf	3	0	0	0	0	1	0	0
Moss, 3b	2	0	0	0	0	0	0	2
Limbaugh, c	0	0	0	0	0	0	3	0
Holley, ph	1	0	0	0	0	1	0	0
McCorquodale, 1b	2	0	0	0	0	0	7	0
Traffenstedt, lf	2	0	0	0	0	1	0	0
Bailey, 2b	0	0	0	0	0	0	0	0
Fisher, 2b-ss	2	0	0	0	0	1	0	2
Ranelli, ss	1	0	0	0	0	1	0	2
Parker, lf	1	0	0	0	0	1	0	0
Harris, c	1	0	0	0	0	0	7	0
Brown, 3b	1	0	0	0	0	0	0	0
Glover, p	2	0	0	0	0	1	0	1
<b>Totals</b>	<b>21</b>	<b>0</b>	<b>0</b>	<b>0</b>	<b>0</b>	<b>8</b>	<b>18</b>	<b>7</b>

LSU	AB	R	H	RBI	BB	SO	PO	A
Morris, ss	3	0	0	0	1	2	0	2
Felps, 3b	3	0	1	0	0	2	1	0
Ogin, lf	3	0	0	0	0	2	2	0
Giles, c	3	1	0	0	0	0	8	0
Achord, 2b	2	1	1	0	1	1	1	2
Domingue, 1b	3	0	2	1	0	0	6	0
Abernathy, cf	1	0	0	0	0	0	1	0
Cockerham, ph	1	0	1	1	0	0	0	0
Tatum, cf	0	0	0	0	0	0	1	0
Bergman, rf	3	0	1	0	0	2	1	0
Baudier, p	2	0	0	0	0	1	0	2
<b>Totals</b>	<b>24</b>	<b>2</b>	<b>6</b>	<b>2</b>	<b>2</b>	<b>10</b>	<b>21</b>	<b>6</b>

Alabama 0 0 0 0 0 0 — 0 0 1  
LSU 0 0 0 1 0 1 x — 2 6 0

E-Moss. LOB-Alabama 0, LSU 8. 2B-Domingue. SB-Tatum. SH-Abernathy, Baudier.

Alabama	IP	H	R	ER	BB	SO
Glover (L, 5-7)	6	6	2	1	2	10
<b>LSU</b>						
Baudier (W, 6-4)	7	0	0	0	0	8

WP-Glover. PB-Harris. U-Wiggins, Knight. T-1:47. A-450.  
(Baudier threw perfect game using 72 pitches.)

## PERFECT GAME

	OPPONENT	DATE	IP	H	BB	SO
Bruce Baudier	2-0 vs. Alabama	May 5, 1967	7	0	0	8

## OTHER INDIVIDUAL NO-HIT GAMES

	OPPONENT	DATE	IP	H	BB	SO
Fred Southerland	2-0 vs. Tulane	May 4, 1962	9	0	2	14
Van Quigley	1-0 at Tulane	May 7, 1966	7	0	4	4
Randy Wiles	3-0 vs. Rice	March 3, 1972	7	0	1	11
Bobby Landry	1-0 vs. Southern Miss	March 14, 1979	7	0	3	7
Jared Poche'	6-0 vs. Army	Feb. 18, 2017	7	0	0	4

## INDIVIDUAL ONE-HIT GAMES

	OPPONENT	DATE	IP	H	BB	SO
Dick Hicks	4-0 vs. Nicholls State	April 11, 1968	7	1	2	12
Randy Wiles	6-0 vs. Miss. State	April 13, 1973	7	1	3	6
Paul Stefan	4-0 at Alabama	April 12, 1976	7	1	0	5
Mike Alvarez	7-0 vs. Canisius	March 13, 1980	7	1	0	9
Clay Parker	5-1 vs. Navy	March 10, 1982	7	1	4	2
Guy Rutledge	3-0 vs. Auburn	May 30, 1983	7	1	5	6
Ben McDonald	10-0 vs. Florida	March 11, 1989	9	1	4	13
Mark LaRosa	5-0 vs. Texas A&M	Feb. 23, 1991	7	1	4	6
Brett Laxton	6-1 vs. South Carolina	March 27, 1993	7	1	4	10
Brian Winders	2-1 at Ole Miss	April 15, 1995	9	1	2	9
Patrick Coogan	7-1 vs. Ole Miss	April 18, 1997	9	1	0	15
Ben Alsup	8-0 vs. Ole Miss	May 29, 2010	7	1	2	7

## INDIVIDUAL TWO-HIT GAMES

Randy Wiles	0-1 vs. Ole Miss	March 22, 1973
	2-1 vs. Kansas State	March 16, 1972
	1-0 vs. Northeast Louisiana	March 26, 1970
Wally McMakin	5-1 vs. Memphis State	March 9, 1973
Tom Charpentier	2-1 vs. Ole Miss	March 29, 1975
	4-0 vs. Ole Miss	April 26, 1974
Mike Lloyd	1-0 vs. Auburn	March 25, 1978
Jim Uremovich	1-0 vs. Auburn	March 26, 1978
Chuck Voorhies	3-0 vs. Northwestern State	April 26, 1978
Mike Alvarez	4-0 vs. Southwestern Louisiana	Feb. 19, 1979
	1-0 at Ole Miss	March 11, 1979
Mike Lloyd	11-2 at Ole Miss	March 11, 1979
Jerry Powell	3-0 vs. Northeast Louisiana	March 26, 1979
Ronnie Robbins	4-3 at Southeastern Louisiana	April 20, 1983
Cal Santarelli	3-1 vs. Northeast Louisiana	April 27, 1983
Gregg Patterson	5-1 vs. Louisiana Tech	May 2, 1985
Robbie Smith	5-0 vs. Auburn	May 4, 1985
Ben McDonald	7-1 vs. UCLA	March 27, 1988
Lloyd Peever	7-0 at Tulane	March 11, 1992
	4-1 at South Carolina	March 21, 1992
Brett Laxton	4-1 at Tennessee	April 3, 1993
Brian Tallet	6-0 at Vanderbilt	March 17, 2000
Louis Coleman	5-0 at Arkansas	May 2, 2009
Aaron Nola	2-0 vs. Oklahoma	June 7, 2013





Gene Achord


Following is a list of all-time LSU Tiger Baseball varsity letter winners. The LSU Sports Information Office will appreciate your assistance in correcting any errors. Current players are listed in bold.

<b>A</b>	
ABELL, P.T.	1905-06
ABERNATHY, S.	1965-66-67
ACHORD, Gene	1962-63-64
ACHORD, Jack	1966-67
ADAMS, Bryce	2016-17
ADCOCK, Joe Bill	1947
ADKINS, Ken	1949
AINSWORTH, Kevin	1994-95
AINSWORTH, Kurt	1998-99
ALBRIGHT, J.G.	1907-08-09-10
ALBRITTON, Jason	1996-97-98
ALDRIDGE, Randall J.	1974-75
ALFORD, Jeremy	2001
ALLEN, Gary	1976-77-78
ALLMEN,.....	1905
ALMAGUER, Pete	1979-80
ALSTON, F.H.	1928-29
ALSUP, Ben	2008-09-10-11
ALVAREZ, Mike	1979-80
AMEDEE, Lynn	1961-62
ANASTASIO, Charles	1939-40-41
ANDREWS, David	1976-77-78
ANTONINI, Adrian	1991-92-93-94
ARDIZONE,.....	1932
ARDOIN, Shane	2007-08
ASSEFF, A.,	1932
AYCOCK, Jerry	1950-52-53
<b>B</b>	
BABIN, L.W.	1919-20-23
BAGLEY, Wade	1994-95
BAILEY, John	1961
BAILEY, Sid	1943
BAIN, Austin	2015-16-17-18
BAIRD, A.W.	1916
BALDWIN, A.W.	1908
BALDWIN, Clyde	1947
BANKSTON,.....	1911
BARASH, Michael	2013
BARBIER, Blair	1997-98-99-2000
BARBIN,.....	1897
BARFIELD, Billy,	1958-59-60
BARHAM, G.E.	1926
BARTEET, Donald	1968
BARFIELD, T.	1954-55-56-57
BARKEMEYER, Brian	1980
BARKER, Sean	2001-02
BARTEL, Darrin	1986
BARTON, Jim	1950-51-52
BASS, Brad	2004-05
BAUDIER, Bruce	1966-67




Harry Berrios


BAUDIN,.....	1929
BAUER, Tim	1991-92
BAUER, W.D.	1909
BAUMAN, J.	1929-30-31
BAZDWIN, A.	1908
BEARD, J.	1983
<b>BECK, Matthew</b>	<b>2017-18-19</b>
BECKNELL, F.J.	1942
BECNEL, Morris	1937
BEERBOHM, Kyle	2007-08
BELLE, Albert	1985-86-87
BELLE, Terry	1986-87-88
<b>BELOSO, Cade</b>	<b>2019</b>
BENITEZ,.....	1913
BENNETT,.....	1899
BENNETT, Bryon	1997-98
BENOIT, R.L.	1918-19
BENSAL, Julius	1948-49
BERARDI, Scott	1992-93-94-95
BERG, Andy	1987-88
BERGERON, L.A.	1914
BERGMAN, Russell	1967-69
BERNHARDT, Tom	1994-95-96-97
BERRIOS, Harry	1991-92-93
BERRY,.....	1903
BERRY, Kevin	1989
BERRY, Kevin	2011-12-13
BERTHELOT, Eric	1994-95-97
BERTUCCINI, Paul	2007-08-09-10
BETHEA, Scott	1990
BETTS, Mike	1984
<b>BIANCO, Drew</b>	<b>2019</b>
BIANCO, Mike	1988-89
BISLAND, R.B.	1923-24
BLACK, Douglas	1972-73
BLAIR, Buddy	1933-34-36
BLACK, Jack	1931
BLACKWELL, Tiger	1992
BLANCHARD, A.E.	1918-19
BLANCHARD, B.O.	1907-10
BLANCHARD, E.	1950-52-56-57
BOGANY, Jarred	2006
BOLIN, D.C.	1914
BOLLMAN, Steve	1975-76-77-79
BONADONA, M.	1981-82-83-84
BONURA, Michael	2004-06
BONVILLAIN, Brent	2012-13
BONVILLIAN, H.E.	1913
BOONE, J.R.	1922-23-24
BOOTE,.....	1913
BORDELON, S.A.	1901-02-03
BORDEN, W.	1939
BOUDREAUX, A.T.	1977
BOUDREAUX, Brian	1977
BOUDREAUX, Scott	1986
BOUMAN, Kyle	2014-15



Albert Belle



Pete Bush



Mark Cooper

BOURGEOIS, A.,	1958-59-60
BOURGEOIS, Christian	1998-99
BOURGEOIS, Joey	2010-12-13
BOWDEN, G.	1954-55
BOWDEN, Ken	1951(Manager)
BOWE, Brandon	1998-99
BOWIE, Jim	1986
BOWLES, Justin	1995-96
BOWMAN, S.S.	1930-31-32
BOX, Alex	1942
BOZEMAN, Kellen	2007
BRADFORD, Jared	2007-08
BRADSHAW, Daniel	2008-09-10-11
BRANT, Chris	1981-82
BRAUD, John	1963-64
BREAUX, Brennan	2016-17
BREAUX, E.	1937-38
BREGMAN, Alex	2013-14-15
BRIAN, Billy	1999-00-01-02
BRIGANTE, V.	1919-20-21-22
BRIGHT, Bill	1970
BROSCHOFKY, Steven	2006-07
BROTHERTON, Paul	1939-40
BROUSSARD, Joe	2011-12-14
BROUSSARD, Brandt	2018-19
BROUSSARD, Burke	1985-86
BROUSSARD, Ed	1930
BROUSSARD, H.	1903
BROUSSARD, Marty	1940-42-44
BROUSSARD, Y.	1937
BROWN, J.E.	1931
BROWN, Jordan	2008
BROWN, L.P.,	1929-31
BROWN, Lefty	1941
BROWN, R.	1933-34-35
BROWN, Thomas	1969
BROWNE, C.R.	1909
BRUCE,.....	1905
BRUMFIELD, Victor	1999-00-01
BRYAN, A.	1937
BRYAN, Redfield	1957-58
BUGG, Parker	2014-15-16
BUMSTEAD, Nate	2003-04
BURCH, Dale	1970-71-72
BURLEIGH, C.	1938
BURLEY, C.	1939-40
BURNS, Craig	1969-70-71
BURT, Jim	1957
BUSH, Nick	2017-18
BUSH, Pete	1987-88-89
BUTEAU, Rhett	2002-03-04-05
BUTLER, Taylor	2013
BYRD, Grayson	2015
BYRD, Paul	1989-90-91
BYRD, Ryan	2006-07-08-09

<b>C</b>	
<b>CABRERA, Daniel</b>	<b>2018-19</b>
CAHILL, Chris	2005-06
CAIN, Nolan	2006-07-08-09
CALA, Craig	1988-89
CALDWELL, J.B.	1910
CALHOUN, S.L.	1925-27
CALHOUN, T.C.	1932-33-34
CALLENDAR, D.	1935-36-37
CARAWAY,.....	1918
CARR, A.J.,	1922-24
CARRIERE, O.P.	1923-24-25-26
CARTWRIGHT, Alden	2014-15-16
CARVELLO,.....	1941
CARVILLE,.....	1897-98
CASHIO, John	1973-74-75-76
CASTANEDA, Danny	1981
CAVELL, Leo	1945
CAVETT, J.R.	1917-18-19
CERVENKA, Chris	1982-83


CERVENKA, Craig	1980-81-82-83
CHAMBERLAIN, Matt	1991-92-93
CHAMBERLAIN, W.B.	1899
CHAMPAIGN, E.	1929-30-31-32
CHARPENTIER, Tom	1974
CHATELAIN, Don	1963-64
CHILDRESS, J.	1937-38
CHINEA, Chris	2013-14-15
CHOATE, Jimmy	1952-53-54-55
CHURCHILL,.....	1924
CHURCHILL, C.S.	1915-16
CLARK, Matt	2008
CLARK, Ned	1950-52-53
CLARK, T.	1958
CLARK, Tim	1990
COATES, Ray	1947-48
COCKERHAM, Richard	1967-68-69
COHEN, Mike	1984
COLE, C.G.	1900
COLEMAN, C.	1965
COLEMAN, Louis	2006-07-08-09
COLEMAN, Pete	1966
COLEMAN, W.	1947-48-49
COLLAZO,.....	1944
COLLINS, Albin	1968
COLLINS, J.	1928
COLLINS, Steven	1970-71-72-73
COLUMBUS, Jason	2002
COLVIN, Matt	1998
COMEAX,.....	1900
COOGAN, Patrick	1995-96-97
COOK, Bill	1964-65-66
COOK, Keyaan	1991
COOLEY, Chad	1993-94-95-96
COOMES, Nick	2017-18
COOPER, E.	1929
COOPER, H.	1905
COOPER, Mark	1983-84
COPPONEX, Buddy	1938
CORCORAN, Roy	2001
CORDANI, Rich	1990-91
CORDARO, Emile	1978
COSTA, Billy	1940
<b>COSTELLO, Chase</b>	<b>2019</b>
COSTELLO, Vinnie	1984-85
COTTEN, Bobby	1963
COTTON, Chris	2010-11-12-13
COUVILLON, Ray	1944
CRAIN, Barry	1966-67
CRAFT, Carl	1981
CRESS, Walker	1938-39
CRESSE, Brad	1997-98-99-2000
CRITZER, Bob	1947
CROSWELL, M.	1975-76-77-78
CROUERE, J.	1939-40-41
CUNNINGHAM, Dave	1987
CUNNINGHAM, Kirk	2011
CUNTZ, Casey	1996-97
CUNTZ, Pat	1984-85
CUNTZ, Warren	1981-82-84

<b>D</b>	
DABADIE,.....	1903
DABADIE, F.	1909
DAIGLE, Lester	1956
DALTON, Josh	1998-99
DALY, Mike	1998-99-2000
DANA, J.	1938-39-40
D'AQUIN, Richard	1949
DARDAR, Chase	2005-06
DARK, Al	1943
DARSEY, J.H.	1926
DASPIIT, A.P.	1897-98-99
DASPIIT, C.	1895
DAUGHERTY, Brian	1994-95-96-97



Andy Galy

DAVID, Brad	2000-01-02	FELPS, Irwin	1967-68	GUTHRIE, Mark	1984-85-86-87	HUFFMAN, Ryan	1993-94
DAVIS,.....	1909	FENET, A.	1930			<b>HUGHES, Hal</b>	<b>2018-19</b>
DAVIS, Sam	1951	FERRARA, Greg	1973-75	<b>H</b>		HUMPHREY, N.	1934-35-36
DAVIS, Taylor	2008	FETZER, Bobby	1950	HAHN, Dustin	2002	HUMPHRIES, Steve	1981
DAVIS, Wes	1997-98	FETZER, Ed	1950	HALE, Conner	2014-15	HUNDLEY, F.	1936-38-39
DAVIS, Will	2004-05-06-07	FETZER, John	1944	HALL, C.C.	1908	HUNSICKER,.....	1935
DAWSON, O.H.	1914	FIELD, Jimmy	1962	HALL, Fred	1941-42-43	HUNSICKER, G.R.	1905-06
DAWSON, Trey	2016	FIELDS, Arby	2012	HALL, Jim	1942-43	HUNT, C.	1934-35-36
DEAN, Blake	2007-08-09-10	FIFE, Bob	1938	HAMILTON, F.S.	1910-11-12	HUNT, E.C.	1948 (Manager)
DEAN, Dakota	2014	FITTERER, Scott	1995	HAMILTON, J.D.	1915-19	HUNT, Will	1992-93
DeHART, Jarret	2014	FLOWERS, Bob	1958-59-60	HAMILTON, J.J.	1914-15	HUNT, William	1968-69
DEICHMANN, Greg	2015-16-17	FLOYD, J.C.	1920	HAMILTON, O.B.	1903	HUSBAND, Frank	1952-53
DELAFIELD, G.	1937-38	FLUKER, H.V.	1914	HAMITER,.....	1918-19	HYMEL, Gary	1988-89-90-91
DELATTE, Irwin	1953-54-55	FLYNN, A., "Bill"	1933-34	HAMMETT, B.	1938-39-40		
DELATTE, Wet	2010	<b>FONTENOT, Devin</b>	<b>2018-19</b>	HAMPTON, Jeff	1994-95	<b>I</b>	
DELAUNE, Kenneth	1974	FONTENOT, Greg	1986	HAMPTON, T.	1959	IBARRA, Christian	2013-14
DELGER, Lawrence	1968	FONTENOT, Mike	2000-01	HANLEY, W.B.	1920-21	IRWIN,.....	1934
DEMONT, Tommy	1961-62	FONTENOT, Steve	1979-80	HANNA, Billy	1949-50-51	IVES, C.A.	1919-20-22
DEMOUY, Chris	1996-97-98	FORBES, Willie	1986-87	HANOVER, Tyler	2009-10-11-12		
DERE, Al	1947	FORRER, Daniel	2006	HANSON, E.	1923	<b>J</b>	
DETERMANN, Jason	2003-04-05	FORREST, T.J.	2007	HANSON, R.	1923	JACKSON,.....	1924
DEUTSCHMANN, Lou	1955	FORSHAG, Trent	2016	HARE, Gerald	1956	JACKSON, Chris	2005-07
DEVAL, Hunter	2013-14-15-16	FORTIER, F.R.	1914	HARRELL, Jeff	1979-81	JACKSON, J.S.	1914-15
DEWEY, Duane	1979	FOSTER, Jared	2012-13-14-15	HARRIS, Bryan	2005	JACKSON, Kenny	1992-93
DEXTON, Ames	1970	FOURMY, J.M.	1902-03	HARRIS, Cedrick	1998-99-2000	JACKSON, Matt	2007
DIAL, Wiley	1961-63	FRACLE, Jake	2014-15-16	HARRIS, Clay	2002-03-04-05	JACOBS,...	1939
DICKEY,.....	1929	FRANCIONI, J.B.	1910-13	HARRIS, Jeff	1994	JAMES,.....	1936
DIDIER, Beau	2010-11-12	FRANK, Steve	1972-73-74-75	HARRIS, Sulcer	1943	JAMES, H.	1913
DIDIER, Mel	1947	FREDERICK, Blair	2017	HARRIS, Will	2003-04-05-06	JENSEN, Ty	2003-04
<b>DIGIACOMO, Giovanni</b>	<b>2019</b>	FREEMAN, Cole	2016-17	HARRISON,.....	1900	JEWELL, Wylie	1948-49
DILIBERTO, Bobby	2004	FREIDHOF, Rob	1981-82	HARTWIG, Doug	1986-87	JOHNSON, Douglas	1950-52
DIMMICK, O.	1925	FRENCH, Shawn	2003	HATHORN, Jim	1977-78-79	JOHNSON, Eric	1986
DIRKS, Clay	2004-05-06-07	FRERE, J.	1983	HAWPE, Brad	1999-2000	JOHNSON, Phil	1938
DISHON, Johnny	2008-10	FREIRE,.....	1903	HAYDEL, Buzzy	2006-07-08-09	JOHNSON, Phillip	1966
DIXON, John	1984-85	FURBUSH, Charlie	2007	HAYDELL, Dick	1963-64	JOHNSON, R.E.	1912
DIXON, L.C.	1936	FURNISS, Eddy	1995-96-97-98	HAYNIE, G.	1939-40-41	JOHNSON, Russ	1992-93-94
DOGGETT, Al	1952-53	FURY, Matt	2010-11	HAZLIP, S.W.	1913	JOHNSON, Tookie	1988-89-90-91
DOIRON, Mark	1979	FURY, Nate	2013-14	HEARD, J.	1898-1900	JOHNSTON, Ronny	1957-58-59
DOLBY,.....	1912			HEARD, W.	1932-33	JONES, C.	1942
DOMANGUE, Brady	2014-15	<b>G</b>		HEATH, J.L.	1925-26-27	JONES, Chad	2009
DOMILISE, Jerry	1947	GALE, Mark	1980	HEATH, Matt	2001-02	JONES, Forest	1981-82
DOMINGUE, Johnny	1967	GALLIOT,.....	1898	HEBERT, A.W.	1914-15-17-18	JONES, JaCoby	2011-12-13
DONATHAN, Billy	1981-82	GALY, Andy	1986-87-88	HEBERT, C.J.	1905-06	JONES, L.	1920-21-22
DONAHUE,.....	1903	GARCIA, Luis	1989-90-91	HEBERT, Derek	2004-05	JONES, R.D.	1924-25-26
<b>DOUGHTY, Braden</b>	<b>2018-19</b>	GARIDEL, Jamin	1998-99-00-01	HEBERT, E.B.	1911	JONES, Tyler	2011
DOUGHTY, Richard	1989	GARIDEL, Jeff	2007	HEBERT, Jim	1944	JORDAN, Beau	2015-16-17-18
DOUGLAS, James	1972	GARRETT, Forrest	2011	HEBERT, R.A.	1942	JORDAN, Bryce	2015-16-18
DOZAR, Grant	2009-10-11-12	GARRISON, G.	1929	HECKER, D.	1939	JORGENSEN, Ryan	2000
DREW, A.S.	1917-18	GARRITY, Pat	1989-90-91	HEDGES, Lee	1949-51	JOSEPH, Gary	1981-82-83
DREW, H.C.	1807	<b>GARZA, Saul</b>	<b>2019</b>	HEDRICK, B.	1939	JOVETT, M.	1929-30-31
DROUILHET,.....	1902	GASPARD, Mitch	1984	HELENIHI, Derek	2008-09	JUDICE, Frank	1974-76-77
DRUDE, Leonard	1954-55-56-57	GAUDET, Matt	2008-10	HELVESTON, O.	1934-35-36	JUNE,.....	1916
DUCHIN, C.	1893-95	GAUSMAN, Kevin	2011-12	HEMPHILL, James	1996		
DUCCOTE, Cody	2016	GAUTREAU, Cade	2007	HENDRICKSON, Eric	1999	<b>K</b>	
DUGAS, C.J.	1921-22-23-24	GAYLE, F.L.	1910-11-13	HENDRIX, J.	1928-29-30	KARCHER, Kevin	1979-80
<b>DUGAS, Gavin</b>	<b>2019</b>	GENUSA, Francis	1960-61-62	HENNER, Thomas	1968-70	KARP, Dan	1981-82
DUGAS, J.	1917-18	<b>GEORGE, Aaron</b>	<b>2019</b>	<b>HENRY, Cole</b>	<b>2019</b>	KATZ, Mason	2010-11-12-13
DUNCAN, Trae	2001	GEORGE, Steve	1962-63-64	HERBST, Jack	1942	KAVANAUGH, K., Sr.	1938-39-40
DUNN, Nathan	1994-95-96	GERMAN, Bobby	1944	HERNANDEZ, Courtney	1998	KEIGLEY, Gerald	1971-72-73
DUPLANTIS, Antoine	2016-17-18-19	GIAMBRONE, D.	1976-77-78	HEROMAN,.....	1899	KEISLER, Randy	1998
DUPLANTIS, Brad	1986	GIBBS, B.B.	1908	HERRING, P.S.	1922	KELLER, J.	1932-35
DUPONT,.....	1912	GIBBS, Micah	2008-09-10	HERRY, David	1990-91-92	KELLER, Nolan	1963
DYKSTRA, Jimmy	2011	GILBERT, Caleb	2016-17-18	HESS, Zack	2017-18-19	KELLY, A.H.	1906
		GILBERT, Pete	1923-25-27	HETZEL, Eric	1985	KENDA, J.	1936-37
<b>E</b>		GILHULY, Ed	1981-84	HERTZOG, M.	1915	KENNEDY, R.M.	1900-01-02-03
EADES, Ryan	2011-12-13	GILES, Tommy	1967-68	HICKS, Richard R.	1967-68	KEOWEN, Kade	2006
EARNHART, Clint	1997-98-99	GILL, Blake	2002-03-04-05	HIGGINS, Danny	1997-98	KIEL, Hunter	2017
EDGE, Evan	1973	GLAMP, Joe	1943	HIGHTOWER, C.W.	1910-11	KING, J.D.	1928
EDMONSON, Larry	1961-62	GLENN, Cody	2012-13-14	HIGHTOWER, Gerald	1942	KING, L.	1938-39
EDMUNSON, E.	1932	GODFREY, Jake	2015	HILBORN, W.B.	1924	KINCAID, Steve	1984
EDWARD, Alex	2010-11-12-13	GODFREY, L.T.	1926-27-28	HILL, Aaron	2001-02-03	KIRKPATRICK, H.L.	1931-32-33
EDWARDS, Daniel	1988	GOLDEN, Jack	1942-47	HILL, D.	1959	KIRKWOOD, M.H.	1908
ENGLISH, Eric	2005	GOMEZ, Hunter	1999-2000	<b>HILL, Jaden</b>	<b>2019</b>	KIRKWOOD, W.H.	1907
ERDMAN, Charlie	1938-39-40	GOODWIN, Will	2006	HILL, Justin	2001-02	KITCHENS, G.	1958
ESCOBAR, Rene	2008	GOODY, Nick	2012	<b>HILLIARD, Ma'Khail</b>	<b>2018-19</b>	KITE, Dan	1986-87-88
ESNARD, H.	1901	GORINSKI, Walt	1941-42-43	HILLMAN, W.A.	1906-10	KIZER, R.C.	1922-23
ESNARD, M.	1900-01-02	GOSSEVAND, M.A.	1912-13-14	HINES, L.	1938		
ESPINOSA, Phil	1989	GOURRIER, Bat	1932	HOAGLUND, Walter	1967-68-69		
ESTEVEZ, Jake	1996-98	GOYER, C.W.	1905-06-07-08	HOCHENDEL, B.F.	1905-08		
EVANS,.....	1903	GRACE, Bryan	1999	HODGES, A.T.	1943		
EZELL, Billy	1965	GRAHAM, Mike	1990-91-92	HODGES, Trey	1999-2000		
		GREELY, Jim	1992-93	HOLCOMBE, M.	1938		
<b>F</b>		GREENE, Rick	1990-91-92	HOLDEN, T.D.	1929-30-31		
FAIRCLOTH, Jordan	2003-04-05	GREGORY, Paul	1979	HOLLANDER, Michael	2005-06-07-08		
FALGOUT, R.	1956 (Manager)	GREMILLION, E.	1944-47	HOLLINGSWORTH, G.	1972-73-74-75		
FALKENHEIMER, F.	1958-59	GREEVENBURG, J.H.	1926-28	HOLMES,.....	1913		
FANCHER, P.D.	1917-18	GRISHAM, Wes	1989-90	HOLT, J.C.	2002-03-04		
FARNSWORTH, Kevin	2007-08-09	GRUVER, Matt	1988-89	HORTON, Conan	1996-97		
FARIZO, Richard	1968-69-70-71	GUESSFIELD, James	1974	HORWATH, Matt	2004		
FARMER, Louis	1969-70-71-72	GUGLIELMO, Carey	1958-59-60	HOSKINS, Dick	1943-44		
FATHERREE, Jesse	1934-35-36	GUIDROZ, Lukas	2002	HOVER, Don	1956-57		
FAUCHEUX, Henri	2014	GUIDRY, Weylin	1999-00-01-02	HOWARD, Tommy	1950-52-53		
FAULKNER, Craig	1984-85-86-87	GUILLORY, Dan	1996-97-98	HOWELL, R.B.	1910-11-12		
FEDUCCIA, Hunter	2018	<b>GUNTER, Rye</b>	<b>2019</b>	HOWIE, Mark	1982-83-84		



Stan Loewer





**Lyle Mouton**

KLOSTERMEYER, Mike	1995
KLOVEKORN, Henry	1977
KLING, Alonzo	1954-55-56
KLUG, Kenny	1976-77
KNIGHT, G. "Red"	1944-45-46-47
KOERNER, Mike	1995-96-97
KODROS, John	2018
KOPPENS, Paul	1973
KOUNS, Sinclair	1948-49
KOZIMINSKI, M.	1958 (Manager)
KUNDERT, R.	1931-32
KUPPER, Scott	1988

## L

<b>LABAS, AJ</b>	<b>2018</b>
LACROIX,.....	1895
LAGROUE, Fred	1984
LAIRD, Mark	2013-14-15
LAMARCHE, Will	2013
LANDRY,.....	1920-22
LANDRY, H.E.	1900-02-03
LANDRY, L.L.	1934-35-36
LANDRY, Leon	2008-09-10
LANDRY, R.J.	1914
LANDRY, Robert	1978-79-80
LANDRY, Wynn	1981
LANGE, Alex	2015-16-17
LANIER, Tim	1993-94-95-96
LANIER, W. "Fido"	1924-28
LANOUX, Marty	1985
LARA, Robert	2006-07
LARKIN, M.	1930-31
LaROSA, Mark	1988-89-90-91
LaROSE, Randy	1986-87
LARSON, Brandon	1997
LARSEN, E.	1937
LaSUZZO, Zach	2010
LATZ, Jake	2016
LAWRIE, Joe	1935
LAXTON, Brett	1993-94-95-96
LEAKE, Robert	1966-68
LEARY, Rob	1985-86
LEAUMONT, Jeff	1998-99
LEBLANC,.....	1901
LEBLANC, Danny	1963
LEBLANC, P.O.	1909-10
LEE, Bill, Jr.	1953-54-55
LEE, Michael	1967-68-69
LEGUIN, F.G.	1919-20
LEMAHIEU, DJ	2008-09
LEMAK, Charlie	1937
LEONARDI, Antonio	1994-96-97
LESAGE,.....	1897
LESHER, L.R.	1911
LESKANIC, Curtis	1989
LESUEUR, G.B.	1897-98-99-1900
LEWIS, Jason	2007
LEWIS, Joe	1987
LEWIS, Philip	1969-70
LEWIS, W.F.	1895
LIM, Ron	1989-90
LINDEN, Todd	2001
LINDSEY, Clyde	1947
LINDSEY, James	1949-50-51
LINDSEY, Ken	1976-77
LIPARI, Jeff	1998-99-00
LIUZZA, Matt	2003-04-05-06
LLOYD, Mike	1977-78-79-80
LOCHRIDGE, O'Neal	2016
LOCKBAUM, Emile	1935-36-37
LOE, S.R.	1914
LOEWER, Stan	1984-85-86-87
LOFTICE, Jeremy	1999-00
LOFTIN, R.	1958
LOFTIN, W.	1958-59



**Mike Sonderegger**

LOMAX,.....	1943
LOMBARD,.....	1903-05
LONERO, Tony	1980-81
LORIO, Dennis	1973-74
LOWERY, Mike	2011
LOWRY,.....	1921

## M

MADDOX, Michael	1968-69
MADDOX, Steven	1971
MADERE, E.L.	1906
MADISON, Dave	1941-42-43
MAINIERI, Paul	1976
MAGUIRE, W.S.	1893
MAHTOOK, Mikie	2009-10-11
MAILHOS, Joseph	1956-57-58
MALEJKO, Matt	1993-94
MALL, Kyle	1990
MANGHAM, H.E.	1906-07-08
MANTRANA, Manny	1984-85
MANUEL, Barry	1986-87
<b>MARCEAUX, Landon</b>	<b>2019</b>
MARCHAND, Jerry G.	1952-53
MARIANO, Bobby	1979-80
MARQUETTE, G.H.	1921-22-23-24
MARRERO, F.	1922-23-24-25
MARTIN, Blake	2008
MARTIN, D.A.	1909-10-11
MARTIN, J.H.	1909-13
MARY, S.E.	1905-09
MASON, C.C.	1926-27-28
MASON, F.	1919
MATHEWS, Spencer	2009
<b>MATHIS, Brock</b>	<b>2019</b>
MATLOCK, O.	1937
MATTA, L.	1911-12-13
MATULIS, Chris	2009-10
MAY, Ryan	2015
MAYER, Jordan	2005-06-07
McARDLE, Benny	1951-52-53
McBRIDE, Billy	2000-01
McBRIDE, W.E.	1920-21-22
McCABE, Bhrett	1992-93-94-95
McCALL,.....	1899
McCALL, Malcolm	1951-52-53
McCALL, Malcolm, Jr.	1976
McCANN, M.G.	1925-26-27
McCLUNG, H.	1958
McCLURE, Trey	1996-97-98-99
McCOLLOM, A.M.	1909-1910
McCOLLISTER, E.P.	1914-15
McCUNE, Kurt	2011-12-13-14
McDADE,.....	1921
McDONALD, Ben	1987-88-89
McDONALD, William	1949-50-51
McDONOUGH, Bob	1937-38
McDOWELL, Red	1940-41-42
McDUFF, C.E.	1924-25
McELROY,.....	1937
McGHEE, Chris	2006-07-08-09
McKAY, Cole	2016
McKAY, Thomas	1968
McKEOGH, Mike	1959-60
McKNIGHT, J.B.	1898
McKNIGHT, R.E.	1897-98
McKNIGHT, S.	1895-97
McMAKIN, Wally	1973-74-75-76
McMULLEN, Sean	2013-14
McMURRAY, Heath	2000
McMURRAY, J.L.	1930
McMURRAY, Dick	1952-53-54
McNEESE, O.W.	1901
McSWEEN, "Red"	1944
MEADORS, W.F.	1915
MEEKER,.....	1901



**Cal Santarelli**

MEIER, Justin	2003-04-05
MEINERS, Vaughn R.	1975-76
MELANCON, Joseph	1971-72
MENEFEE, J.	1932-33
MERCER, J.	1912
MESSA, R.H.	1905
MESTEPEY, Lane	2001-02-04-05
MICHAELIS, Billy	1944-47-48
MILEY, Mike	1972-73-74
MILLER, David	2002
MILLER, H.	1934-35
MIRE, G.	1948
MITCHELL, Jared	2007-08-09
MITTS, Lester	1961
MIXON, Wallace	1959-60
MOFFITT, Clay	2018-19
MONSOUR, E.	1933
MOOCK, Chris	1988-91-92
MOOCK, Gregg	1991-92
MOOCK, J.	1940-41-42
MOOCK, Joe	1964-65
MOOCK, Michael	1969-70-71
MOOCK, Pat	1972-73-74-75
MOORE, Bryan	2001
MOORE, Jeramie	1994-95-96
MOORE, Tyler	2012-13-14
MORAN, Tim	1984
MOREL, Harry	1963-64-65
MOREL, Tommy	1999-2000
MORGAN, George	1983-84
MORMANN, Mitch	2010
MORRIS, Lyndon	1966-67
MORRIS, O.L.	1915
MORRIS, Warren	1994-95-96
MORSE, John	1982-83
MOSES, Chip	1980-81
MOUTON, Lyle	1990-91
MOYSEE,.....	1905
MULA, Jared	1990-91-92
MULSHENOCK, Ken	1982-83
MUNGER, David	1969-70-71-72
MURDOCK, Mike	1981-83-84
MURPHY, Gene	1948-49-51
MURRAY, S.	1930

## N

NACCARATA, Ivan	2003-04
NAFF, Frank,	1959-60-61
NALL, Brandon	2005
NAQUIN, Greg	1987-89
NATTIN, George	1960
NAVARRO, G.B.	1900
NEAL, Mike	1991-92-93
NERONI, Kevin	1977
NEUMANN, Leonard	1965
NEWMAN, Donald	1976
NEWMAN, Hunter	2013-15-16-17
NICHOLSON, Jordan	2008-09
NOLA, Aaron	2012-13-14
NOLA, Austin	2009-10-11-12
NOLAN, J.	1936
NOLAN, R.	1937
NORMAN, Doug	2015-16-17
NOWAK, Brandon	2018
NUGENT, Tim	1998-99-00-01
NUNALLY, Michael	1969-71-72

## O

OCHINKO, Sean	2007-08-09
O'DONOGHUE, John	1988-89-90
OGATA, Jason	2006
OGEA, Chad	1989-90-91
OGIN, Steve	1967-68
OLESY, Keith	1974
OLIVERIO, John	1974

OLIVIER, L.A.	1899-1902
OLSEN, Eddie	1977-78-79-80
OLSON, Randy	1979-80
OLVEY, Derik	2006
O'ROCK, Don	1979
OSER, F.	1937-38
OSHESKIE, Dan	1981
OSIK, Keith	1988-89-90
OTT, Matty	2009-10-11
OWEN, Chet	1947

## P

PADRON, J.P.	2005
PAINICH, Joey	1996-97
PALMER, Ed	1943
PAPAJOHAN, Mike	1986-87
PAPIERSKI, Michael	2015-16-17
PARKER, Clay	1982-83-84-85
PARSONS,.....	1947
PATTERSON, Gregg	1985-86-87
PATTERSON, Ryan	2003-04-05
PAYER, Luther	1951
PAYNE, Bobby	1979
PEARCE, Chris	1994
PEEVER, Lloyd	1992
PEGUES, W.T.	1900-01
PEMBERTON, Craig	1969-70-71-72
PERKINS, A.M.	1913-14
PERSON, Zac	2014-15
PETERSEN, Taylor	2018
PETERSON, Samuel	2011
PETERSON, Stuart	2008
PETERSON, Todd	2017-18-19
PETIT, A.E.	1899
PETRONE, Andy,	1981-82
PETTISS, J.	1954-55
PETTIT, Bo	2000-01-02-03
PHILLIPS, Chris	2001-02
PIPES, B.N.	1907
PISTORIUS, Jerry	1952-53
PITCHER,.....	1915
PITCHER, Bill	1923-24-25
PITTMAN, J.C.	1934
PLEASANT, R.G.	1893-95
POCHE', Jared	2014-15-16-17
POCHE, Jim	1961-62
POERSCHKE, Fred	1953 (Manager)
POLOZOLA, Frank J.	1961-62
POLOZOLA, Keith	1996-97
PONTIFF, Nicholas	2006-07-08-09
PONTIFF, Wally	2000-01-02
PORETTA, Chuck	1940-41
POSTELL, F.K.	1915-17
POSTELL, W.D.	1916
POWELL, Evan	2012
POWELL, Jerry	1979-80
POURCIAU, Danny	1983-84
POURQUE, Conrad	1969
PRICE, V.	1925-26
PURDY, Kenneth	1956
PURVIS, Don	1959

## Q

QUIGLEY, Van	1964-65-66
--------------	------------

## R

RADOVICH, R.	1940
RAGGIO, Cecil	1961
RAMIREZ, Edgar	2005-06
RAMSEY, .....	1902-03
RANAUDO, Anthony	2008-09-10
RANTZ, Ronnie	1991-92
RAYMER, David	2001-02
RAYMOS, George	1944
REBOULET, Jeff	1985-86
REED, Michael	2010
REESE, Stan	1995
REESE, Will	2017-18
REID, Chris	2016-17-18-19
REYMOND, R.P.	1905-06-07
REYNOLDS, Russell	2013-15-16-17
RHODEN, Robert	1976-77
RHYMES, Raph	2011-12-13
RHYMES, Ray	1954-55
RICHARDSON, Roland	1969
RICHE, G.	1917
RICHOUX, Ralph	1956-57-58
RIDIE, Shane	2009
RIO, Armando	1991-92-93
RIPOLL, Will	2019
RITTINER, Jordan	2010
ROBBINS, Ronnie	1982-83
ROBERTS, .....	1919
ROBERTS, C.M.	1898



The 1915 Tigers



The 1993 Tigers

ROBERTSON, H.F.	1893	SLAID, Jackson	2011-12
ROBERTSON, Kramer	2014-15-16-17	SLAUGHTER, Jake	2017-18
ROBERTSON, R.	1893	SLAUGHTER, W.S.	1899
RODNEY, W.	1899-1901	SLOANE, Lea	1943
RODRIGUEZ, .....	1929	SMITH, .....	1938
ROMAGOSA, M.	1936-37-38	SMITH, Allen	1960-61-62
ROMAINE, Blackie	1943	SMITH, B.	1920
ROMERO, Jordan	2016-17	SMITH, Collin	2004
ROSS, .....	1920	SMITH, G.D.	1907-08
ROSS, Austin	2008-09-10	SMITH, Greg	2003-04-05
ROSS, Ty	2011-12-13	SMITH, Hadley	1961
ROUSSOS, George	1951	SMITH, J.C.	1941-42-43
ROUSSEAU, Ron	1963-64	SMITH, Josh	2017-18-19
ROY, A.J.	1921-22	SMITH, Mike	1927-28-29
RUMBELOW, Nick	2011-12-13	SMITH, Riley	2016
RUTLEDGE, Guy	1983-84	SMITH, Robbie	1984-85
RUTLEDGE, Trey	1993	SMITH, Terry	1966
		SMYTH, C.R.	1905-06-07
<b>S</b>		SNIKERIS, Jordy	2011-12
SAAB, Mike	1980-81-82-83	SNYDER, J.E.	1895
SADLER, Billy	2003	SODERERG, Jon	1980
SAIZAN, Thomas	1973-74-75	SON, Chucky	1999
SANBOURN, E.	1932	SONDEREGGER, Mike	1970-71-72-73
SANDERS, Cam	2018	SOSSAMON, Tim	1984-85
SANTARELLI, Cal	1982-83	SOULE, .....	1920
SAVAGE, James	1968-69-71	SOUTHERLAND, Fred	1960-61-62
SANFORD, J.	1901-02-03	SPAULDING, Steven	1969
SARRADET, Darren	1980	SPENCER, Fritz	1947-48
SAUNDERS, Henri	1991	SPITZ, Steven	1973-74
SAVOIE, Ronnie	1974-75	SPRINGER, Russell	1987-88-89
SAXON, Ben	1999-2000	SPROWL, Bruce	2003-05-06
SCELFO, Rocky	2002	STAFFORD, Red	1944-47
SCHEUTZ, .....	1965	STALES, T.M.	1917-18-19-20
SCHEXNAIDER, R.	1929-30-31	ST. AMANT, Lou	1959
SCHIMPF, Ryan	2007-08-09	STANFORD, Bert	1948
SCHNEIDER, D.	1978-79-80-81	STALLINGS, Jesse	2015-16
SCHNEIDER, Tim	1983-84	STAPLES, C.	1917-19
SCHNEIDEWIND, Scott	1988-89	STAVINOHA, Nick	2004-05
SCHUEVERING, R.	1932-34	STAYTON, W. "Bill"	1932
SCHULTZ, Scott	1992-93-94-95	STAYTON, W.D.	1902-03-05
SCHWING, I.H.	1900-01	STEELE, J.E.	1924-25-26
SCIAMBRA, Chris	2012-13-14-15	STEFAN, Paul J.	1975-76-77
SCIVICQUE, Kade	2014-15	STELL, Jabbo	1938
SCOBIE, Jason	2000-01	STEVENS, Ed	1932
SCOTT, E.A.	1897	STEVENS, N.G.	1926
SCOTT, Julius	1980-81-82-83	STEVENSON, Andrew	2013-14-15
SCREEN, Pat	1964	STEWART, Bob	1964
SEAGO, Ernest	1934	STEWART, Quinn	2003-05-06
SEBASTIN, J.D.	1918-20-21-22	STOCCO, Mark	1993
SEWALD, Mitch	2013	STOFSKY, Wayne	1987
SEXTON, Ed	1970-71-72	STOKES, Dale	1983
SHAFFER, Darryl	2006	STONE, Cade	2014
SHANK, David	2002	<b>STORZ, Nick</b>	<b>2018</b>
SHARP, .....	1903	STOVALL, D.	1955
SHARP, Ivoy	1941	STOVALL, H.H.	1925-26-28
SHEEHY, Butch	1980-81-82-83	STRALL, Collin	2015-16-17
SHEETS, Andy	1991-92	STRANGE, Charles, "Bo"	1960
SHIPP, Kevin	1996-97	STRICKLAND, J.	1927-28-29
SIGLER, Roger	1954-55-56-57	STRINGFIELD, Cliff	1953
SILVERBLATT, Alan	1970-71	STROVINK, Eric	1989
SIMON, Antoine	1998-99	SUDDITH, Tom	1941
SIMS, Bill	1943	SUMMERS, Morris	1961-62
SINGLETARY, .....	1895-97	SWANSON, A.L.	1925
SIROTKA, Mike	1990-91-92-93	SWANSON, Art	1954
SLACK, J.S.	1910-11-12	SWART, W.	1906
SLABOTSKY, H.	1905		

<b>T</b>			
TALBOT, E.L.	1913	WARD, Kevin	1996
TALLET, Brian	1999-2000	WARDLOW, Spot	1915-16
TANDY, Joe	1949 (Manager)	WARE, Spencer	2011
TATE, A.	1915-16-17	WARMBROD, James	1936-37-38
TATUM, Willie L.	1967	WATKINS, .....	1924
TAYLOR, J.W.	1893	WATKINS, E.	1930
TAYLOR, W.T.	1940-41-42	WATKINS, O.	1926-27
TAYLOR, William	1972-73	WATKINS, Trey	2010-11
TEAGUE, Sean	1994	WATSON, Toby	1941
TELLECHEA, Johnny	1990-91	WATSON, Zach	2017-18-19
TEMPLET, Mason	2017	WATTS, .....	1895
TERRELL, Robbie	1961-62	WAX, Daryl	1976
TERRIS, Adam	1985, 88	WEAVER, Dustin	2003-04-05
THEARD, Al	1942-43	WEBER, D.L.	1903-05-06
THERIOT, Bobby	1961-62-63	WEBER, S.J.	1956
THERIOT, Ryan	1999-00-01	WEBRE, Nick	2018
THIBODEAUX, Joey	1977-78-79-80	WEINER, R.	1938
THIBODEAUX, Johnnie	1997-98-00-01	WELCH, Darren	2002
THOMAS, Alvin	1977	WEST, J.C.	1944
THOMAS, Johnny	1961-62-63	WESTBROOK, J.T.	1898
THOMPSON, Doug	1997-98	WHEALY, Patrik	1974-75-76-77
THOMPSON, Richard	1948-49-50-51	WHEELER, Red	1943
THOMPSON, W.H.	1908-09	WHITE, Al	1957-58
THREAGILL, Riggs	2019	WHITED, H.W.	1903
TILLINGHAST, A.Y.	1931	WHITTY, Daryl	1953-54-55
TINSLEY, Gaynell	1935-36-37	WIESLER, Billy	1981-82
TOMPKINS, Jake	2002-03	WIETHORN, Eric	2001-02
TOUPS, Frank A.	1974-75-76	WILBANKS, T.E.	1918
TRENE, J.	1893	WILBERT, A.E.	1908-09
TRIMM, Sherman	1979	WILBERT, E.C.	1905-08
TRIPLETT, Bill	1963-64	WILBERT, F.P.	1902-03
TRITTICO, .....	1934	WILBERT, J.A.	1905
TROXLER, A.	1934	WILES, Randy	1970-71-72-73
TUJAGUE, Lucien	1977-78-79-80	WILHITE, Brian	1987-88
TULLIER, James	1968	WILHITE, Jonathan	2006
TUMINELLO, Bobby	1947-49	WILKINSON, H.	1907
TURNER, Bill	1941-42	WILKINSON, J.P.	1912-17
TURNER, Bruce	1960-61	WILLIAMS, Jason	1993-94-95-96
TYSON, Jeremy	1994-95	WILLIAMS, J.Q.	1921
		<b>WILLIS, CJ</b>	<b>2019</b>
<b>U</b>		WILSON, Brad	1993-94-95-96
UREMOVICH, Jim	1978-79	WILSON, Brian	2001-02
		WINDERS, Brian	1993-94-95
<b>V</b>		WINSTON, Roy	1961
VACCARA, F.P.	1909	WISE, J.T.	2006-07
VALEK III, John	2016	WITTEN, Jeremy	1997-98-99-2000
VAN LOON, Bill	1981	WOFFORD, Brody	2016
VARGAS, Jason	2002	WOLEY, Rankin	2017
VASQUEZ, Rich	1987-88	WOMACK, .....	1903
VAUGHN, Jack	1964	WOMACK, .....	1917
VAUGHT, Chad	2001-02-03	WOMBLE, .....	1898-99
VERDUGO, Ryan	2008	WOODRUFF, Marvin	1976
VERGES, Ernie	1951-52	WOODWARD, Robert	1971-73
VICTORIANO, Gerard	2005-06	WRIGHT, Larry D.	1975-76-77-78
<b>VICTMEIER, Trent</b>	<b>2018-19</b>	WRIGHT, Ray	2000-01
VIRGETS, Tommy	1952-53-54-55		
VOIGT, Jack	1986-87	<b>Y</b>	
VOORHIES, .....	1905	YARNALL, Eddie	1994-95-96
VOORHIES, Charles	1975-76-77-78	YERGER, M.	1959
		YOCOM, Casey	2012-13
<b>W</b>		YOUNMAN, Shane	1999-00-01
WADDILL, G.D.	1895-97	YOUNG, .....	1902
WADE, F.M.	1911-12	YOUNG, E.B.	1893
WADSWORTH, Tim	1978	YOUNG, T.W.	1898
WAGGONER, Todd	1987-88	YURTIN, Jeff	1985-86
WAGUESPACK, Steven	2006-07		
WAINWRIGHT, J.A.	1911	<b>Z</b>	
WALDEN, H.E.	1912-13-14-15	ZARDON, Danny	2014-15
WALET, P.H.	1912-13	ZEIGLER, Randy	2009
WALKER, Edward	1979-80	ZERINGUE, Jon	2002-03-04
<b>WALKER, Eric</b>	<b>2017-19</b>	ZIMMERMAN, Joe	1986-87
WALKER, I.	1935-36-37	ZIMMERMAN, .....	1913
WALKER, Todd	1992-93-94	ZINN, Jimmy	1947
WALL, E.E.	1899	ZINSER, P.	1954-55
WALL, Jason	1989-90	ZINSMAN, Zeph	2001
WALLER, Red	1915-16	ZWEIG, Ivan	1995
WALTERS, Bill	1943-47-48		



LSU's 2017 College World Series team



## Year-by-Year W-L Records

SEASON	/---OVERALL---/				/-----SEC-----/				SEC FINISH	COACH
	W	L	T	PCT.	W	L	T	PCT.		
1893	1	0	0	1.000						E.B. Young
1894	(No Games)									
1895	0	3	1	.125						No Coach
1896	(No Games)									
1897	3	3	0	.500						E.A. Scott
1898	2	3	0	.400						A.W. Jeardeau
1899	5	5	1	.500						C.V. Cusachs
1900	2	3	2	.417						L.P. Piper
1901	6	3	0	.667						L.P. Piper
1902	6	6	1	.500						W.S. Borland
1903	4	5	0	.444						W.S. Borland
1904	(No Games)									
1905	4	6	0	.400						D.A. Killian
1906	10	3	0	.769						D.A. Killian
1907	11	7	0	.611						J. Phillips
1908	9	12	1	.432						E.R. Wingard
1909	7	10	0	.411						E.R. Wingard
1910	7	9	0	.438						J.W. Mayhew
1911	8	7	0	.533						J.W. Mayhew
1912	8	6	0	.571						Bob Pender
1913	7	11	0	.389						Bob Pender
1914	4	10	0	.333						Doc Stroud
1915	10	9	1	.525						Doc Stroud
1916	15	8	0	.652						Doc Stroud
1917	7	4	2	.636						Doc Stroud
1918	8	4	0	.667						Doc Stroud
1919	12	4	0	.750						Doc Stroud
1920	10	8	1	.553						Doc Stroud
1921	9	11	1	.452						Doc Stroud
1922	7	6	0	.538						Branch Bocock
1923	8	9	2	.471						Branch Bocock
1924	4	9	0	.308						Moon Ducote
1925	5	9	2	.357						M.J. Donahue
1926	10	6	1	.618						M.J. Donahue
1927	8	6	0	.571						Harry Rabenhorst
1928	7	11	0	.389						Harry Rabenhorst
1929	3	6	0	.333						Harry Rabenhorst
1930	6	8	0	.429						Harry Rabenhorst
1931	3	6	1	.350						Harry Rabenhorst
1932	4	7	1	.375						Harry Rabenhorst
1933	2	8	0	.200	0	4	0	.000	7th	Harry Rabenhorst
1934	6	8	1	.433	3	6	0	.333	7th	Harry Rabenhorst
1935	8	7	0	.533	4	6	0	.400	6th	Harry Rabenhorst
1936	15	4	0	.789	7	4	0	.636	2nd	Harry Rabenhorst
1937	12	14	0	.462	5	10	0	.333	7th	Harry Rabenhorst
1938	7	8	1	.469	3	6	1	.333	8th	Harry Rabenhorst
1939	22	6	0	.786	10	2	0	.883	1st	Harry Rabenhorst
1940	16	5	0	.762	10	4	0	.741	3rd	Harry Rabenhorst
1941	10	13	0	.435	5	9	0	.357	9th	Harry Rabenhorst
1942	9	9	0	.500	7	5	0	.583	4th	Harry Rabenhorst
1943	13	8	0	.619	11	3	0	.786	1st	A.L. Swanson
1944	4	8	0	.333	(No Games)					A.L. Swanson
1945	11	7	0	.611	(No Games)					A.L. Swanson
1946	12	5	0	.706	11	3	0	.786	1st	Harry Rabenhorst
1947	10	9	1	.526	4	7	0	.364	10th	Harry Rabenhorst
1948	7	14	1	.341	4	10	0	.286	9th	Harry Rabenhorst
1949	6	11	0	.353	5	9	0	.357	9th	Harry Rabenhorst
1950	5	9	1	.367	2	7	1	.250	11th	Harry Rabenhorst
1951	10	6	0	.625	6	6	0	.500	5th	Harry Rabenhorst
1952	9	11	0	.450	7	9	0	.438	7th	Harry Rabenhorst
1953	8	10	0	.444	7	8	0	.476	7th	Harry Rabenhorst
1954	8	11	0	.421	5	10	0	.333	10th	Harry Rabenhorst
1955	6	17	0	.261	4	11	0	.267	10th	Harry Rabenhorst
1956	9	11	0	.450	7	9	0	.438	7th	Harry Rabenhorst
1957	8	11	0	.421	6	8	0	.428	8th	Ray Didier
1958	14	11	0	.560	9	6	0	.650	4th	Ray Didier
1959	16	17	0	.485	7	9	0	.469	3rd	Ray Didier

SEASON	/---OVERALL---/				/-----SEC-----/				SEC FINISH	COACH
	W	L	T	PCT.	W	L	T	PCT.		
1960	15	14	0	.510	6	9	0	.400	4th	Ray Didier
1961	20	5	0	.800	11	4*	0	.733	1st	Ray Didier
1962	15	11	1	.574	8	7	1	.533	2nd	Ray Didier
1963	16	10	0	.615	9	7	0	.563	2nd	Ray Didier
1964	11	11	1	.500	5	7	0	.417	4th	Jim Waldrop
1965	6	13	0	.316	4	11	0	.267	5th	Jim Waldrop
1966	9	14	0	.391	4	12	0	.250	5th	Jim Smith
1967	17	13	0	.567	9	8**	0	.529	1st	Jim Smith
1968	20	14	0	.588	10	8***	0	.556	1st	Jim Smith
1969	11	24	0	.314	4	13	0	.235	4th	Jim Smith
1970	16	19	0	.457	5	11	0	.313	3rd	Jim Smith
1971	20	16	0	.528	10	8	0	.556	2nd	Jim Smith
1972	21	21	0	.500	7	11	0	.389	2nd	Jim Smith
1973	18	13	0	.581	6	7	0	.462	2nd	Jim Smith
1974	18	17	0	.514	7	10	0	.412	4th	Jim Smith
1975	40	16	0	.714	19	3@	0	.864	1st	Jim Smith
1976	19	23	0	.452	11	12	0	.478	3rd	Jim Smith
1977	17	27	0	.386	4	15	0	.211	5th	Jim Smith
1978	12	34	0	.282	6	18	0	.333	5th	Jim Smith
1979	34	20	0	.630	13	7	0	.650	2nd	Jack Lamabe
1980	23	19	0	.548	8	9	0	.471	4th	Jack Lamabe
1981	23	30	0	.434	7	14	0	.333	4th	Jack Lamabe
1982	26	25	0	.509	9	13	0	.409	4th	Jack Lamabe
1983	28	21	0	.571	9	12	0	.429	4th	Jack Lamabe
1984	32	23	0	.581	12	12	0	.500	3rd	Skip Bertman
1985	41	18	0	.694	17	7	0	.708	1st	Skip Bertman
1986	55	14	0	.797	22	5	0	.815	1st	Skip Bertman
1987	49	19	0	.721	12	10	0	.545	5th	Skip Bertman
1988	39	21	0	.650	16	11	0	.593	5th	Skip Bertman
1989	55	17	0	.764	18	9	0	.666	2nd	Skip Bertman
1990	54	19	0	.740	20	7	0	.741	1st	Skip Bertman
1991	55	18	0	.753	19	7	0	.731	1st	Skip Bertman
1992	50	16	0	.758	18	6	0	.750	1st	Skip Bertman
1993	53	17	1	.754	18	8	1	.685	1st	Skip Bertman
1994	46	20	0	.697	21	6	0	.777	2nd	Skip Bertman
1995	47	18	0	.723	17	12	0	.586	5th	Skip Bertman
1996	52	15	0	.776	20	10	0	.667	1st	Skip Bertman
1997	57	13	0	.814	22	7	0	.759	1st	Skip Bertman
1998	48	19	0	.716	21	9	0	.700	2nd	Skip Bertman
1999	41	24	1	.629	18	11	1	.617	3rd	Skip Bertman
2000	52	17	0	.754	19	10	0	.655	2nd	Skip Bertman
2001	44	22	1	.664	18	12	0	.600	2nd	Skip Bertman
2002	44	22	0	.667	19	10	0	.655	4th	Smoke Laval
2003	45	22	1	.669	20	9	1	.683	1st	Smoke Laval
2004	46	19	0	.708	18	12	0	.600	3rd	Smoke Laval
2005	40	22	0	.645	18	12	0	.600	3rd	Smoke Laval
2006	35	24	0	.593	13	17	0	.433	8th	Smoke Laval
2007	29	26	1	.527	12	17	1	.417	10th	Paul Mainieri
2008	49	19	1	.717	18	11	1	.617	2nd	Paul Mainieri
2009	56	17	0	.767	20	10	0	.667	1st	Paul Mainieri
2010	41	22	0	.651	14	16	0	.467	8th	Paul Mainieri
2011	36	20	0	.643	13	17	0	.433	9th	Paul Mainieri
2012	47	18	0	.723	19	11	0	.633	1st	Paul Mainieri
2013	57	11	0	.838	23	7	0	.767	2nd	Paul Mainieri
2014	46	16	1	.738	17	11	1	.607	3rd	Paul Mainieri
2015	54	12	0	.818	21	8	0	.724	1st	Paul Mainieri
2016	45	21	0	.682	19	11	0	.633	5th	Paul Mainieri
2017	52	20	0	.722	21	9	0	.700	1st	Paul Mainieri
2018	39	27	0	.591	15	15	0	.500	8th	Paul Mainieri
2019	40	26	0	.606	17	13	0	.567	5th	Paul Mainieri
<b>TOTALS</b>	<b>2629</b>	<b>1625</b>	<b>31</b>	<b>.617</b>	<b>985</b>	<b>782</b>	<b>9</b>	<b>.557</b>		

\* - won two-game playoff over Auburn to claim 1961 SEC title

\*\* - lost to Ole Miss 6-2 in single-game playoff for 1967 SEC Western Division title

\*\*\* - lost to Alabama 6-4 in single-game playoff for 1968 SEC Western Division title

@ - won two-game playoff over Georgia to claim 1975 SEC title

**Note: SEC Western Division finishes are listed from 1959-1985.**



Harry Rabenhorst  
1927-42; 1946-56



Ray Didier  
1957-63



Jim Smith  
1966-78



Jack Lamabe  
1979-83



Skip Bertman  
1984-2001



Smoke Laval  
2002-2006



Paul Mainieri  
2007-Present

YEARS	COACH	SEASONS	GAMES	WON	LOST	TIED	PCT.
1893	E.B. Young	1	1	1	0	0	1.000
1895	No Coach	1	4	0	3	1	.125
1897	E.A. Scott	1	6	3	3	0	.500
1898	A.W. Jeardeau	1	5	2	3	0	.400
1899	C.V. Cusachs	1	11	5	5	1	.500
1900-01	L.P. Piper	2	15	8	6	1	.567
1902-03	W.S. Borland	2	22	10	11	1	.477
1905-06	D.A. Killian	2	23	14	9	0	.609
1907	J. Phillips	1	18	11	7	0	.611
1908-09	E.R. Wingard	2	39	16	22	1	.423
1910-11	J.W. Mayhew	2	31	15	16	0	.484
1912-13	Bob Pender	2	32	15	17	0	.469
1914-21	Doc Stroud	8	138	75	58	5	.562
1922-23	Branch Bocock	2	32	15	15	2	.500
1924	Moon Ducote	1	13	4	9	0	.308
1925-26	Mike Donahue	2	33	15	15	3	.500
1927-42/46-56	Harry Rabenhorst	27	475	228	240	7	.487
1943-45	A.L. Swanson	3	51	28	23	0	.549
1957-63	Ray Didier	7	184	104	79	1	.568
1964-65	Jim Waldrop	2	42	17	24	1	.417
1966-78	Jim Smith	13	489	238	251	0	.487
1979-83	Jack Lamabe	5	249	134	115	0	.538
1984-2001	Skip Bertman	18	1,203	870	330	3	.724
2002-2006	Smoke Laval	5	320	210	109	1	.658
2007-present	Paul Mainieri	13	849	591	255	3	.698
<b>TOTALS</b>	<b>25 COACHES</b>	<b>124</b>	<b>4,285</b>	<b>2,629</b>	<b>1,625</b>	<b>31</b>	<b>.617</b>



## All-Time Series Records

TEAM	FIRST GAME	LAST GAME	TOTAL GAMES	W-L-T	PCT.
Air Force	2012	2019	5	5-0-0	1.000
<b>Alabama</b>	<b>1906</b>	<b>2019</b>	<b>375</b>	<b>169-203-3</b>	<b>.455</b>
Alabama-Birmingham	1982	2005	7	5-2-0	.714
Alcorn State	2010	2015	7	7-0-0	1.000
Appalachian State	2012	2012	3	1-2-0	.333
Army	1980	2019	5	5-0-0	1.000
<b>Arkansas</b>	<b>1960</b>	<b>2019</b>	<b>108</b>	<b>74-34-0</b>	<b>.685</b>
Arkansas-Little Rock	2005	2005	3	3-0-0	1.000
Arkansas State	1993	1994	6	5-1-0	.833
Arizona State	2000	2005	8	6-1-1	.813
<b>Auburn</b>	<b>1907</b>	<b>2019</b>	<b>181</b>	<b>106-75-0</b>	<b>.586</b>
Austin Peay	1996	1996	1	1-0-0	1.000
Ball State	2016	2016	3	2-1-0	.667
<b>Baylor</b>	<b>1916</b>	<b>2017</b>	<b>13</b>	<b>10-3-0</b>	<b>.769</b>
Bellarmine	1981	1981	1	1-0-0	1.000
Binghamton	2010	2010	1	1-0-0	1.000
Birmingham-Southern	2002	2002	3	3-0-0	1.000
Boston College	2015	2015	3	3-0-0	1.000
Brown	2010	2013	4	4-0-0	1.000
Bryant	2019	2019	3	3-0-0	1.000
Bucknell	1908	1908	3	2-1-0	.667
BYU	2013	2013	2	1-1-0	.500
California	2019	2019	3	2-1-0	.667
Cal State Fullerton	1987	2015	11	7-4-0	.636
Canisius	1980	1985	2	2-0-0	1.000
Centenary	1895	2010	42	33-8-1	.798
Central Florida	1985	2009	20	16-4-0	.800
Central Michigan	1995	1995	2	2-0-0	1.000
Chamberlain Hunt	1901	1908	5	5-0-0	1.000
Chicago White Sox	1925	1925	1	0-1-0	.000
Cincinnati	2016	2016	3	3-0-0	1.000
The Citadel	1990	1990	2	2-0-0	1.000
Cleveland State	1983	1983	1	1-0-0	1.000
Clinton Military Academy	1897	1897	3	1-2-0	.333
Coast Guard	1972	1973	3	3-0-0	1.000
Coastal Carolina	2016	2016	2	0-2-0	.000
Colgate	1975	1975	4	4-0-0	1.000
College of Charleston	2004	2004	1	1-0-0	1.000
Connecticut A&M	1908	1908	1	0-1-0	.000
Cornell	1981	1981	1	1-0-0	1.000
Cumberland	1903	1903	2	1-1-0	.500
Dartmouth	2012	2012	3	3-0-0	1.000
Dayton	1996	1996	2	1-1-0	.500
Delta State	1966	1966	2	1-1-0	.500
DePaul	1931	1961	2	2-0-0	1.000
Drake	1974	1974	5	4-1-0	.800
Duke	1997	1997	1	1-0-0	1.000
Duquesne	1996	2008	8	8-0-0	1.000
East Carolina	1999	1999	3	2-1-0	.667
Evansville	1990	1990	1	1-0-0	1.000
Florida	1971	2019	116	64-51-1	.556
Florida Southern	1955	1955	2	1-1-0	.500
Florida State	1955	2019	20	9-11-0	.450
Fordham	2016	2016	3	3-0-0	1.000
Fresno State	1991	1994	2	2-0-0	1.000
George Washington	1989	1992	3	2-1-0	.667
Georgia	1975	2019	95	68-24-3	.732
Georgia Southern	1992	1992	1	1-0-0	1.000
Georgia Tech	1990	1996	3	3-0-0	1.000
Gettysburg	1908	1908	1	0-1-0	.000
<b>Grambling State</b>	<b>2009</b>	<b>2019</b>	<b>9</b>	<b>9-0-0</b>	<b>1.000</b>
Harvard	2009	2009	2	2-0-0	1.000
Hattiesburg Normal	1921	1921	1	0-1-0	.000
Hawaii	2018	2018	3	2-1-0	.667
Hofstra	2017	2017	1	1-0-0	1.000
Holy Cross	2011	2019	4	4-0-0	1.000
Houston	1975	2015	45	20-25-0	.444
Illinois	1915	2009	22	11-9-2	.545
Illinois-Chicago	1981	1982	6	6-0-0	1.000
Illinois State	1966	1980	13	8-5-0	.615
Illinois Wesleyan	1947	1974	5	3-2-0	.600
<b>Indiana</b>	<b>1926</b>	<b>2008</b>	<b>5</b>	<b>3-1-1</b>	<b>.700</b>
Indiana State	1993	1993	2	2-0-0	1.000
Iowa	1925	1947	7	2-3-2	.429
Jackson State	1985	2013	5	5-0-0	1.000
Jacksonville	1981	1981	3	1-2-0	.333
Jacksonville State	2004	2004	3	3-0-0	1.000
Jefferson College	1905	1921	18	15-2-1	.806
Jefferson Military Academy	1899	1909	22	11-10-1	.523
Kansas	1990	2015	12	7-5-0	.583
Kansas State	1967	2001	19	11-8-0	.579
Kent	1993	1993	1	0-1-0	.000
<b>Kentucky</b>	<b>1975</b>	<b>2019</b>	<b>82</b>	<b>52-29-1</b>	<b>.640</b>
Lafayette	1908	1908	1	0-1-0	1.000
<b>Lamar</b>	<b>1984</b>	<b>2019</b>	<b>14</b>	<b>8-6-0</b>	<b>.571</b>
Lehigh	2015	2015	1	1-0-0	1.000
Lipscomb	2007	2007	3	1-2-0	.333
Long Beach State	1989	2003	11	7-4-0	.636
Louisiana College	1914	2017	23	21-2-0	.913
<b>Louisiana-Lafayette</b>	<b>1912</b>	<b>2019</b>	<b>82</b>	<b>55-27-0</b>	<b>.671</b>
<b>Louisiana-Monroe</b>	<b>1959</b>	<b>2019</b>	<b>48</b>	<b>40-8-0</b>	<b>.833</b>
Louisiana Normal	1926	1928	4	3-1-0	.750
<b>Louisiana Tech</b>	<b>1902</b>	<b>2019</b>	<b>61</b>	<b>42-19-0</b>	<b>.689</b>
Louisville	1979	1979	1	1-0-0	1.000
Loyola (New Orleans)	1915	2003	55	32-22-1	.591
Loyola-Marymount	1986	1986	1	0-1-0	.000
LSU-Shreveport	1998	1998	1	1-0-0	1.000
Luther College	1939	1939	1	1-0-0	1.000
Maine	1986	1995	7	6-1-0	.857
MacMurray	1965	1965	1	1-0-0	1.000
<b>McNeese State</b>	<b>1983</b>	<b>2019</b>	<b>42</b>	<b>30-12-0</b>	<b>.714</b>
Marion	1907	1907	3	1-2-0	.333
Marist	2005	2005	1	1-0-0	1.000
Maryland	2013	2017	6	6-0-0	1.000
Memphis	1964	1975	11	9-2-0	.818
Mercer	1988	2002	9	9-0-0	1.000
Miami (Fla.)	1975	2004	14	5-9-0	.357
Michigan	1993	2012	5	5-0-0	1.000

TEAM	FIRST GAME	LAST GAME	TOTAL GAMES	W-L-T	PCT.
Michigan State	1975	2008	4	3-1-0	.750
Middle Tennessee State	1980	1980	1	0-1-0	.000
Millsaps	1915	1920	5	5-0-0	1.000
Minnesota	1931	2009	18	15-3-0	.833
<b>Mississippi</b>	<b>1906</b>	<b>2019</b>	<b>330</b>	<b>177-153-0</b>	<b>.536</b>
Mississippi College	1901	1937	38	20-17-1	.526
<b>Mississippi State</b>	<b>1905</b>	<b>2019</b>	<b>397</b>	<b>190-206-1</b>	<b>.480</b>
Mississippi Valley State	2007	2011	4	4-0-0	1.000
Missouri	1986	2019	18	15-3-0	.833
Murray State	1975	1975	1	1-0-0	1.000
Navy	1978	1983	12	9-3-0	.750
Nebraska	2015	2015	1	1-0-0	1.000
New Mexico	1993	1993	3	3-0-0	1.000
<b>New Orleans</b>	<b>1976</b>	<b>2019</b>	<b>97</b>	<b>61-36-0</b>	<b>.629</b>
Nevada-Las Vegas	1989	1996	9	8-1-0	.889
<b>Nicholls</b>	<b>1968</b>	<b>2019</b>	<b>78</b>	<b>56-22-0</b>	<b>.718</b>
North Carolina	1990	2013	5	2-3-0	.400
North Carolina-Greensboro	1997	1997	1	1-0-0	1.000
North Carolina State	1997	1997	1	1-0-0	1.000
North Carolina-Wilmington	2003	2015	3	3-0-0	1.000
North Florida	2006	2006	3	2-1-0	.667
North Texas	1985	1985	3	3-0-0	1.000
Northeastern	2003	2003	1	1-0-0	1.000
Northern Illinois	1939	1970	17	12-5-0	.706
Northwestern	1937	1976	10	6-3-1	.600
<b>Northwestern State</b>	<b>1937</b>	<b>2019</b>	<b>71</b>	<b>59-12-0</b>	<b>.831</b>
Notre Dame	1928	2018	10	5-5-0	.500
Ohio	1999	1999	3	3-0-0	1.000
Ohio State	1976	1992	3	1-2-0	.333
<b>Oklahoma</b>	<b>1959</b>	<b>2013</b>	<b>12</b>	<b>8-4-0</b>	<b>.667</b>
Oklahoma State	1973	1991	7	2-5-0	.286
Oral Roberts	1987	1989	3	3-0-0	1.000
Oregon State	2012	2018	7	4-3-0	.571
Pennsylvania	1908	1908	1	0-1-0	.000
Pennsylvania Normal	1908	1908	1	1-0-0	1.000
Pensacola Naval Air	1942	1956	4	1-3-0	.250
Pepperdine	2010	2010	2	2-0-0	1.000
Princeton	1976	2015	9	7-2-0	.777
Providence	1992	1992	1	1-0-0	1.000
Purdue	1935	2014	7	7-0-0	1.000
Rice	1914	2017	29	17-12-0	.586
Rockhill College	1908	1908	1	1-0-0	1.000
Sacramento State	2016	2016	3	2-1-0	.667
Sacred Heart	2011	2018	4	4-0-0	1.000
Saint Charles College	1914	1917	4	4-0-0	1.000
Saint John's	1989	1989	2	2-0-0	1.000
Saint Louis	1982	1991	3	3-0-0	1.000
Saint Mary's	2007	2007	3	3-0-0	1.000
Saint Stanislaus	1920	1923	3	2-0-1	.700
Saint Vincent Academy	1900	1900	1	0-1-0	.000
Sam Houston State	2013	2013	1	1-0-0	1.000
San Diego State	2018	2018	1	1-0-0	1.000
<b>South Alabama</b>	<b>1971</b>	<b>2019</b>	<b>42</b>	<b>17-25-0</b>	<b>.405</b>
<b>South Carolina</b>	<b>1992</b>	<b>2019</b>	<b>69</b>	<b>39-29-1</b>	<b>.572</b>
South Florida	1995	1995	3	1-2-0	.333
Southern Methodist	1967	1967	2	2-0-0	1.000
<b>Southeastern Louisiana</b>	<b>1937</b>	<b>2019</b>	<b>89</b>	<b>71-18-0</b>	<b>.798</b>
<b>Southern</b>	<b>1970</b>	<b>2019</b>	<b>56</b>	<b>53-3-0</b>	<b>.946</b>
Southern California	1988	2000	10	7-3-0	.700
Southern Illinois	1952	1983	9	3-6-0	.333
Southern Mississippi	1970	2019	53	40-11-2	.774
Southwest Missouri St.	1984	1984	1	1-0-0	1.000
Southwestern (Texas)	1913	1913	3	2-1-0	.667
Southwestern (Tennessee)	1958	1958	1	1-0-0	1.000
Spring Hill	1920	1930	12	7-5-0	.583
Stanford	1987	2000	4	3-1-0	.750
Stephen F. Austin	1986	2015	11	11-0-0	1.000
Stetson	2006	2008	9	5-4-0	.555
Stony Brook	2012	2019	4	2-2-0	.500
Temple	2006	2006	3	3-0-0	1.000
<b>Tennessee</b>	<b>1907</b>	<b>2018</b>	<b>81</b>	<b>59-22-0</b>	<b>.728</b>
Tennessee Tech	2006	2006	3	3-0-0	1.000
<b>Texas</b>	<b>1899</b>	<b>2019</b>	<b>38</b>	<b>12-25-1</b>	<b>.329</b>
<b>Texas A&amp;M</b>	<b>1907</b>	<b>2019</b>	<b>49</b>	<b>23-25-1</b>	<b>.480</b>
Texas-Arlington	1987	1987	2	2-0-0	1.000
Texas Christian	1967	2017	10	6-4-0	.600
Texas Southern	2008	2019	4	4-0-0	1.000
Texas State	2004	2004	3	3-0-0	1.000
Texas Tech	2017	2017	1	0-1-0	.000
Toledo	2014	2018	2	2-0-0	1.000
<b>Tulane</b>	<b>1893</b>	<b>2018</b>	<b>315</b>	<b>181-131-3</b>	<b>.579</b>
UC Irvine	2008	2010	5	3-2-0	.600
UCLA	1988	2013	5	3-2-0	.600
Utah Valley	2016	2016	1	1-0-0	1.000
<b>Vanderbilt</b>	<b>1954</b>	<b>2019</b>	<b>102</b>	<b>58-44-0</b>	<b>.569</b>
Villanova	2009	2009	3	3-0-0	1.000
Virginia	2000	2009	4	4-0-0	1.000
Virginia Commonwealth	1997	2001	6	5-1-0	.833
Virginia Tech	2014	2014	1	1-0-0	1.000
Wake Forest	2011	2011	3	3-0-0	1.000
Washington	2013	2013	3	3-0-0	1.000
West Florida	1982	1982	2	2-0-0	1.000
West Maryland	1908	1908	1	1-0-0	1.000
Western Carolina	1993	1993	1	1-0-0	1.000
Western Illinois	2005	2005	1	1-0-0	1.000
Western Kentucky	1996	1996	3	3-0-0	1.000
Wheaton	1959	1959	1	1-0-0	1.000
Wichita State	1987	2017	13	9-4-0	.692
William & Mary	2010	2010	3	3-0-0	1.000
Winthrop	2003	2003	3	3-0-0	1.000
Wisconsin	1975	1981	10	8-2-0	.800
Yale	1908	2014	4	2-2-0	.500
Others	1895	1957	95	43-50-2	.463

**1893 (1-0) • Coach E.B. Young**

Tulane	W, 10-8
--------	---------

**1894 • No Games****1895 (0-3-1) • No Coach**

Baton Rouge Reds	L, 5-14
Centenary (Jackson)	L, 4-5
Centenary (Jackson)	T, 11-11
Tulane	L, 11-12

**1896 • No Games****1897 (3-3) • Coach E.A. Scott**

Baton Rouge	W, 17-11
Clinton Mil. Academy	W, 7-6
Centenary (Jackson)	L, 16-17
at Clinton Mil. Acad.	L, 4-6
Clinton Mil. Acad.	L, 4-6
Tulane	W, 31-8

**1898 (2-3) • Coach A. W. Jeardeau**

Centenary	W, 17-13
Tulane	L, 15-19
Centenary (Jackson)	L, 4-11
Centenary (Jackson)	W, 28-9
at Tulane	L, 8-13

**1899 (5-5-1) • Coach C.V. Cusachs**

St. Vincent Academy	W, 10-0
Plaquemine Greys	W, 15-4
Texas	L, 6-8
at Plaquemine Greys	W, 9-8
at Jefferson Mil. Acad.	W, 12-1
at Jefferson Mil Acad.	W, 10-2
at Texas	L, 0-3
at Texas	L, 4-5
at Texas	L, 1-4
Tulane	T, 5-5
at Tulane	L, 5-7

**1900 (2-3-1) • Coach L.P. Piper**

at Jefferson Mil. Acad.	T, 12-12
at Jefferson Mil. Acad.	L, 2-11
at Tulane	W, 8-7
Tulane	W, 9-5
Tulane	L, 7-10
St. Vincent Academy	L, 10-11

**1901 (6-3) • Coach L.P. Piper**

Miss. College (Clinton)	L, 6-8
at Jefferson Mil. Acad.	L, 1-14
Chamberlain Hunt	W, 17-0
Texas	W, 2-1
Texas	L, 1-6
Jefferson Mil. Acad.	W, 7-6
Jefferson Mil. Acad.	W, 9-0
LSU Alumni	W, 8-4

**1902 (6-6-1) • Coach W.S. Borland**

Chamberlain Hunt	W, 7-2
Chamberlain Hunt	W, 11-2
at Texas	L, 1-20
Texas (S)	L, 2-5
Texas (S)	T, 1-1
Texas	L, 2-5
Louisiana Tech	W, 5-0
Louisiana Tech	W, 24-0
Baton Rouge	L, 1-5
Plaquemine Greys	W, 7-3
N.O. YMCA	W, 21-0

Jefferson Mil. Acad.	L, 2-3
Jefferson Mil. Acad.	L, 9-10

**1903 (4-5) • Coach W.S. Borland**

St. Louis	L, 1-6
at Jefferson Mil. Acad.	W, 16-13
at Jefferson Mil. Acad.	W, 6-3
Jefferson Mil. Acad.	W, 11-5
Jefferson Mil. Acad.	L, 2-6
Texas	L, 7-8
Cumberland	L, 2-6
Cumberland	W, 14-9
at Donaldsonville	L, 1-9

**1904 • No Games****1905 (4-6) • Coach D.A. Killian**

Baton Rouge	L, 0-14
Baton Rouge	L, 6-7
Baton Rouge	L, 4-7
Jefferson Mil. Acad.	W, 5-2
Jefferson Mil. Acad	L, 3-5
at Tulane	L, 4-5
at Tulane	L, 1-15
Miss. College	W, 12-8
Jefferson College	W, 7-1
Tulane	W, 16-5

**1906 (10-3) • Coach D.A. Killian**

Alabama	W, 2-0
Alabama	W, 1-0
Alabama	W, 3-2
Tulane	L, 0-4
Tulane	W, 5-1
Texas	L, 0-5
Texas	W, 8-3
Texas	W, 7-3
at Tulane	W, 9-2
at Tulane	L, 4-6
at Jefferson College	W, 11-1
Mississippi	W, 4-2
Mississippi	W, 6-1

**1907 (11-8) • Coach J. Phillips**

Baton Rouge Reds	L, 5-9
Auburn	L, 0-4
Auburn	L, 3-5
Auburn	W, 4-3
at Mississippi	L, 0-5
at Mississippi	W, 2-0
at Miss. State	W, 3-1
at Miss. State	W, 5-2
at Miss. State	L, 4-7
at Miss. State	W, 8-2
at Alabama	W, 3-1
at Alabama	W, 8-6
at Marion	L, 0-3
at Marion	L, 2-3
at Marion	W, 4-0
Texas A&M	W, 3-2
Tennessee	W, 2-0
Tennessee	W, 12-11

**1908 (9-12-1) • Coach E.R. Wingard**

Chamberlain Hunt	W, 7-2
Chamberlain Hunt	W, 5-2
at Jefferson Mil. Acad.	L, 2-3
at Jefferson Mil. Acad.	W, 13-2
at Jefferson Mil. Acad	L, 3-7
O'Harrigans	T, 4-4
at Miss. State	L, 1-2

at Miss. State	L, 0-4
at Miss. State	L, 4-7
at Alabama	W, 3-1
at Alabama	L, 1-4
at Rockhill College	W, 3-2
at W. Maryland College	W, 7-2
at Gettysburg	L, 1-5
at Bucknell	L, 1-2
at Yale	L, 1-7
at Connecticut A&M	L, 4-5
at Lafayette	L, 0-1
at Penn	L, 2-7
at Bucknell	W, 3-2
at Renov	W, 4-3
at Penn Normal	W, 10-0

**1909 (7-10) • Coach E.R. Wingard**

Miss. State	W, 7-4
Miss. State	L, 7-10
Miss. State	W, 7-3
Miss. State	W, 3-0
Miss. State	L, 1-4
Miss. State	L, 0-1
at Jefferson Mil. Acad.	L, 1-5
at Jefferson Mil. Acad.	W, 2-1
at Jefferson Mil. Acad.	L, 5-6
at Mississippi	L, 1-7
at Mississippi	Loss
at Mississippi	W, 5-3
at Miss. College	L, 1-4
at Miss. College	L, 0-3
at Miss. College	L, 2-3
Nashville U.	W, 9-3
Nashville U.	W, 2-0

**1910 (7-9) • Coach J.W. Mayhew**

Miss. College	W, 5-2
Miss. College	L, 3-7
Miss. College	L, 2-5
at Mississippi	W, 2-1
at Mississippi	L, 5-8
at Mississippi	W, 3-1
at Union	L, 1-2
at Union	W, 3-0
at Centenary	W, 16-4
at Centenary	W, 5-0
at Centenary	L, 2-13
at Louisiana Tech	L, 0-1
at Louisiana Tech	L, 0-2
at Louisiana Tech	W, 5-2
Texas A&M	L, 0-2
Texas A&M	L, 1-6

**1911 (8-7) • Coach J.W. Mayhew**

Tulane	W, 3-2
Tulane	L, 5-6
Miss. College	L, 3-8
Miss. College	W, 8-2
Miss. College	W, 5-3
Mississippi	W, 5-4
Mississippi	W, 11-6
Mississippi	W, 4-2
at Tulane	L, 3-5
at Tulane	L, 2-3
Miss. College	L, 0-3
Miss. College	W, 4-0
at Miss. State	L, 0-1
at Miss. State	W, 2-1
at Miss. State	L, 0-5

**1912 (8-6) • Coach Bob Pender**

SW Louisiana	W, 8-4
SW Louisiana	W, 19-2
Miss. College	L, 4-6
Miss. College	W, 11-1
Cleveland (NL)	L, 0-13
at Tulane	L, 1-5
at Tulane	W, 6-3
at Miss. College	W, 5-4
at Miss. State	L, 5-6
at Miss. State	L, 3-5
at Miss. State	L, 0-2
Tulane	W, 5-3
Tulane	W, 9-6
U.S.S. Nebraska	W, 2-1

**1913 (7-11) • Coach Bob Pender**

Jefferson College	W, 7-1
Detroit (AL)	L, 0-17
Detroit (AL)	L, 5-13
SW Louisiana	W, 4-3
SW Louisiana	W, 8-4
Tulane	W, 4-2
Tulane	W, 12-2
at Texas	L, 6-13
at Texas	L, 3-10
at Southwestern (Texas)	W, 9-3
at Southwestern (Texas)	L, 1-10
at Texas A&M	L, 9-11
Miss. State	L, 2-10
Miss. State	L, 4-7
Miss. State	L, 7-1
at Tulane	L, 0-2
Tulane	L, 3-4
Southwestern (Texas)	W, 8-6

**1914 (4-10) • Coach Doc Stroud**

SW Louisiana	W, 6-5
Mississippi	L, 1-3
Mississippi	Loss
La. College	W, 18-2
Tulane	L, 0-3
Tulane	L, 5-13
at Natalbany Reds	L, 2-7
at Rice	L, 3-5
at Rice	L, 6-9
at Texas	L, 2-4
at Texas	L, 0-5
at SW Louisiana	L, 0-10
at St. Charles College	W, 5-1
Tulane	W, 5-4

**1915 (10-9-1) • Coach Doc Stroud**

Detroit (AL)	L, 3-9
Loyola	W, 10-2
Loyola	W, 12-1
Jefferson College	W, 7-6
Jefferson College	T, 3-3
SW Louisiana	W, 7-1
SW Louisiana	L, 4-9
Donaldsonville	W, 8-3
at Millsaps	W, 6-5
Tulane	W, 6-5
Tulane	W, 19-1
at Mississippi	L, 1-3
at Mississippi	W, 3-2
at Miss. State	L, 1-2
at Miss. State	L, 1-4
at Alabama	L, 4-10
at Alabama	L, 2-9
at Miss. College	W, 6-4



All-Time Results

at Tulane	L, 1-2
at Tulane	L, 0-7
<b>1916 (15-8) • Coach Doc Stroud</b>	
Jefferson College	L, 1-2
Jefferson College	W, 7-4
Millsaps	W, 18-2
Miss. College	W, 3-2
Miss. College	W, 13-2
New York (NL)	L, 1-4
Illinois	W, 1-0
Illinois	W, 4-3
at SW Louisiana	W, 1-0
at St. Charles College	W, 14-4
at Rice	W, 3-0
at Rice	W, 1-0
at Texas A&M	L, 0-1
at Texas A&M	L, 3-6
at Baylor	W, 4-1
at Baylor	L, 8-11
Alabama	L, 8-9
Alabama	L, 2-3
Tulane	W, 2-0
Tulane	W, 14-8
Tulane	W, 16-1
Tulane	L, 2-6
Bogalusa (Pro)	W, 6-2
<b>1917 (7-4-2) • Coach Doc Stroud</b>	
at Jefferson College	L, 1-2
St. Charles College	W, 6-0
St. Charles College	W, 5-2
Texas A&M	T, 3-3
at Texas A&M	L, 3-6
at Jefferson College	W, 7-1
Jefferson College	W, 4-3
Illinois	W, 1-0
Illinois	W, 3-1
at Miss. State	T, 0-0
at Miss. State	L, 2-5
at Alabama	L, 2-12
at Alabama	W, 13-2
<b>1918 (8-4) • Coach Doc Stroud</b>	
Jefferson College	W, 5-0
at Jefferson College	W, 7-0
at Jefferson College	W, 15-8
U.S.N.R. (N.O.)	L, 1-4
Miss. State	L, 1-2
Miss. State	W, 11-5
at Alabama	L, 0-2
at Alabama	W, 5-2
at Miss. State	W, 1-0
at Miss. State	W, 1-0
at Alabama	L, 2-4
at Alabama	W, 1-0
<b>1919 (12-4) • Coach Doc Stroud</b>	
Jefferson College	W, 2-1
Jefferson College	W, 9-0
La. College	W, 9-0
La. College	W, 8-0
K. of C. (B.R.)	W, 8-1
SW Louisiana	W, 10-3
SW Louisiana	W, 12-0
Miss. College	W, 17-0
Miss. College	W, 8-2
Stanocolas (B.R.)	W, 7-3
at Tulane	L, 1-5
at Miss. College	W, 9-5
at Miss. State	L, 0-5

at Alabama	L, 1-2
at Alabama	L, 0-9
Tulane	W, 7-1
<b>1920 (10-8-1) • Coach Doc Stroud</b>	
U.S. Marine (3rd Div.)	L, 1-8
Jefferson College	W, 5-2
Jefferson College	L, 2-5
at Millsaps	W, 9-0
at Mississippi	L, 0-2
at Mississippi	L, 4-5
Spring Hill	W, 4-1
Spring Hill	W, 5-0
Millsaps	W, 5-1
Millsaps	W, 3-2
Alabama	L, 1-6
Alabama	L, 4-5
at Miss. State	W, 4-2
at Meridian (CSL)	W, 11-4
at Alabama	L, 0-4
at Alabama	L, 1-4
La. Tech	W, 4-3
La. Tech	W, 4-0
Stanocolas (BR)	T, 2-2
<b>1921 (9-11-1) • Coach Doc Stroud</b>	
Jefferson College	W, 10-4
Jefferson College	W, 10-1
Spring Hill	L, 15-16
Indianapolis (Pro)	L, 0-10
Mississippi	W, 5-4
Mississippi	L, 3-4
Miss. State	L, 0-1
Miss. State	L, 0-6
Miss. College	W, 4-1
Miss. College	W, 5-2
Hattiesburg Normal	L, 2-3
Alabama	L, 0-4
Alabama	W, 5-4
Miss. College	T, 3-3
Miss. College	W, 4-2
Miss. College	L, 0-1
Miss. College	L, 0-2
Spring Hill	W, 11-0
Spring Hill	L, 1-3
Stanocolas (B.R.)	W, 12-1
Stanocolas (B.R.)	L, 3-8
<b>1922 (7-6) • Coach Branch Bocock</b>	
Miss. College	L, 1-7
Miss. State	L, 5-9
Miss. State	W, 5-4
New Orleans (S.L.)	L, 0-15
at Loyola N.O.	W, 12-5
at Loyola N.O.	L, 1-4
Mississippi	W, 8-3
Mississippi	W, 4-1
Texas	L, 3-5
Texas	W, 9-8
at Miss. College	W, 4-1
at Miss. College	L, 3-4
at Alabama	W, 8-6
<b>1923 (8-9-2) • Coach Branch Bocock</b>	
Mississippi	L, 1-2
Mississippi	W, 3-2
at Miss. College	W, 4-3
at Miss. College	L, 3-8
at Miss. State	L, 2-8
at Miss. State	L, 1-2
Illinois	L, 3-13

Illinois	T, 6-6
Spring Hill	W, 4-1
Alabama	L, 6-9
Alabama	L, 4-5
at Tulane	W, 4-2
at Tulane	L, 3-6
at Spring Hill	L, 0-6
at Spring Hill	W, 12-6
at St. Stanislaus	W, 5-2
at St. Stanislaus	W, 13-7
Tulane	W, 6-5
Tulane	T, 6-6
<b>1924 (4-9) • Coach Moon Ducote</b>	
at SW Louisiana	W, 11-1
at SW Louisiana	W, 9-4
Miss. State	L, 5-14
Spring Hill	W, 5-3
Spring Hill	L, 3-13
Illinois	L, 4-8
Illinois	L, 5-6
Miss. College	L, 2-3
Miss. College	L, 4-6
Tulane	L, 3-7
Tulane	W, 4-3
at Tulane	L, 4-8
at Tulane	L, 1-2
<b>1925 (5-9-2) • Coach Mike Donahue</b>	
Stanocolas	W, 5-2
SW Louisiana	L, 4-9
Stanocolas	W, 7-2
Stanocolas	T, 9-9
Chicago (AL)	L, 7-17
Iowa	L, 3-4
Iowa	T, 4-4
at Tulane	L, 5-6
at Tulane	L, 6-7
Tulane	W, 7-4
Tulane	W, 14-7
at Miss. State	L, 4-10
at Miss. State	L, 6-17
at La. Tech	L, 3-6
at La. Tech	W, 27-6
at La. Tech	L, 2-7
<b>1926 (10-6-1) • Coach Mike Donahue</b>	
B.R. YMCA	W, 6-0
Miss. State	L, 4-12
Indiana	W, 17-11
Indiana	T, 3-3
at SW Louisiana	W, 9-2
at Miss. State	L, 3-1
at Miss. State	W, 9-7
at Mississippi	L, 2-5
at Mississippi	L, 2-5
Tulane	W, 2-0
at Tulane	L, 2-4
at Tulane	W, 4-2
at La. Normal	W, 3-2
at La. Normal	W, 6-3
La. Tech	W, 9-3
La. Tech	L, 1-4
La. Tech	W, 1-0
<b>1927 (8-6) • Coach Harry Rabenhorst</b>	
SW Louisiana	W, 6-0
SW Louisiana	W, 3-2
at La. Tech	W, 7-2
at Centenary	L, 2-6
at Centenary	L, 3-5

at Loyola N.O.	W, 11-4
at Loyola N.O.	L, 7-9
Loyola N.O.	W, 5-0
Loyola N.O.	W, 11-5
Alabama	L, 1-6
Alabama	L, 1-2
Stanocolas	L, 5-6
Tulane	W, 7-1
Tulane	W, 4-0
<b>1928 (7-11) • Coach Harry Rabenhorst</b>	
Stanocolas	L, 2-3
Stanocolas	W, 6-4
Iowa	L, 1-13
Iowa	L, 0-3
Notre Dame	L, 3-5
at Tulane	L, 4-7
at Alabama	W, 1-0
at Alabama	L, 3-7
Miss. State	W, 1-0
Miss. State	L, 0-12
at Loyola N.O.	W, 12-4
at Loyola N.O.	W, 9-8
Tulane	W, 7-6
Tulane	L, 3-6
La. Normal	W, 13-0
La. Normal	L, 2-10
Louisiana Tech	L, 13-14
Louisiana Tech	L, 3-7
<b>1929 (3-6) • Coach Harry Rabenhorst</b>	
Illinois	L, 4-7
Illinois	W, 9-6
Alabama	L, 2-9
Alabama	L, 0-1
Mississippi	L, 0-7
at Tulane	W, 8-6
at Tulane	L, 0-3
Tulane	L, 6-7
Tulane	W, 5-4
<b>1930 (6-8) • Coach Harry Rabenhorst</b>	
Miss. S.C.	W, 6-5
Baton Rouge (CSL)	Loss
at Miss. State	L, 4-8
at Miss. State	L, 4-8
at Alabama	L, 3-18
at Alabama	L, 0-5
at Mississippi	Loss
at Mississippi	Loss
Spring Hill	L, 5-6
Spring Hill	W, 5-4
at Tulane	W, 8-4
at Tulane	W, 12-4
Tulane	W, 12-4
Tulane	W, 10-1
<b>1931 (3-6-1) • Coach Harry Rabenhorst</b>	
Minnesota	W, 6-4
Alabama	L, 1-7
Alabama	T, 18-18
Miss. State	W, 7-3
Miss. State	L, 2-8
at Miss. State	W, 2-1
at Alabama	L, 3-13
Baton Rouge (CSL)	L, 6-9
Mississippi	L, 3-5
Mississippi	L, 5-7

**1932 (4-7-1) • Coach Harry Rabenhorst**

Miss. State	W, 7-6
Miss. State	L, 6-8
at Alabama	L, 0-7
at Alabama	L, 5-28
at Miss. State	L, 0-12
at Miss. State	L, 10-13
Alabama	L, 4-9
Alabama	T, 3-3
Baton Rouge (CSL)	Loss
Tulane	W, 7-1
Tulane	W, 6-2
Tulane	W, 11-10

**1933 (3-7) • Coach Harry Rabenhorst**

Miss. State	L, 0-3
Miss. State	L, 2-9
Louisiana Tech	L, 0-12
Louisiana Tech	W, 11-2
at Miss. State	L, 0-1
at Miss. State	L, 5-17
Baton Rouge (CSL)	L, 0-12
Baton Rouge (CSL)	W, 8-4
at Louisiana Tech	L, 8-9
at Louisiana Tech	L, 2-4

**1934 (6-8-1) • Coach Harry Rabenhorst**

Longview	L, 3-4
Alabama	L, 1-13
Alabama	L, 1-15
Miss. State	L, 2-11
Louisiana Tech	W, 6-0
Louisiana Tech	L, 3-4
Baton Rouge (CSL)	T, 2-2
at Miss. S.C.	W, 10-9
Miss. S.C.	L, 6-25
at Alabama	L, 7-10
at Alabama	L, 8-13
Mississippi	W, 10-6
Mississippi	W, 6-5
at Louisiana Tech	W, 5-0
at Louisiana Tech	W, 6-1

**1935 (8-7) • Coach Harry Rabenhorst**

Purdue	W, 4-3
Purdue	W, 11-1
Alabama	L, 0-10
Alabama	W, 3-2
at Opelousas (Pro)	L, 1-3
at Alabama	L, 0-6
at Alabama	L, 2-3
at Miss. State	L, 5-15
at Miss. State	L, 5-6
Miss. State	W, 5-2
Miss. State	L, 2-16
Mississippi	W, 1-0
Mississippi	W, 5-4
Louisiana Tech	W, 5-4
Louisiana Tech	W, 9-6

**1936 (15-4) • Coach Harry Rabenhorst**

Miss. College	W, 11-4
Miss. College	W, 6-5
Minnesota	W, 13-6
Minnesota	W, 12-1
Alabama	W, 6-3
Alabama	L, 5-11
Miss. State	W, 6-0
at Auburn	W, 6-4
at Auburn	W, 16-4
at Lanier H.S.	W, 23-2
at Alabama	L, 8-9

at Alabama	L, 8-10
at Miss. State	L, 3-4
at Miss. State	W, 3-2
at Louisiana Tech	W, 13-1
at Louisiana Tech	W, 6-1
at Monroe All-Stars	W, 8-0
Mississippi	W, 8-1
Mississippi	W, 28-7

**1937 (12-14) • Coach Harry Rabenhorst**

Southeastern La.	L, 1-10
Miss. College	W, 6-0
Miss. College	W, 7-0
Iowa	W, 5-4
Iowa	W, 6-4
Miss. State	L, 1-5
Miss. State	L, 4-10
Northwestern Ill.	L, 1-3
Northwestern Ill.	W, 6-5
Alabama	L, 2-15
Alabama	L, 3-13
at Miss. State	L, 4-5
at Miss. State	L, 2-13
at Alabama	L, 1-9
at Alabama	L, 0-15
Louisiana Tech	W, 6-1
Louisiana Tech	L, 5-9
Tulane	W, 17-13
Tulane	W, 10-5
at Mississippi	L, 0-16
Mississippi	W, 6-3
Mississippi	L, 5-11
at Tulane	W, 11-10
at Tulane	W, 7-6
at Louisiana Tech	L, 4-6
at Louisiana Tech	W, 4-2

**1938 (7-8-1) • Coach Harry Rabenhorst**

Minnesota	L, 5-6
Essos	L, 2-5
Alabama	L, 6-7
Northwestern Ill.	W, 7-6
Northwestern Ill.	W, 6-4
at Mississippi	T, 0-0
at Alabama	L, 4-5
at Alabama	L, 5-12
at Miss. State	L, 1-4
at Miss. State	W, 8-1
Louisiana Tech	W, 12-7
Louisiana Tech	W, 7-1
Mississippi	L, 3-4
Mississippi	W, 11-5
Tulane	L, 6-8
Tulane	W, 17-7

**1939 (22-6) • Coach Harry Rabenhorst****SEC Champions**

NY Giant Yannigens	W, 20-2
Minnesota	W, 7-4
Minnesota	W, 6-3
Minnesota	W, 4-0
Minnesota	W, 6-0
at Abbeville	L, 2-18
Northwestern Ill.	W, 8-5
Northwestern Ill.	L, 2-6
Mississippi	L, 5-8
Mississippi	W, 8-0
Alabama	W, 9-2
Alabama	W, 4-3
N. Illinois Tech	W, 18-6
Miss. State	W, 8-3

Miss. State	W, 4-1
at Alabama	W, 8-7
at Alabama	L, 9-10
at Miss. State	W, 5-4
at Tulane	W, 11-3
at Tulane	W, 10-1
Tulane	W, 16-0
at Essos (Semi-pro)	W, 4-0
at Northwestern Ill.	W, 6-1
at Northwestern Ill.	W, 20-12
at Minnesota	L, 2-9
at Minnesota	L, 2-3
at Minnesota	W, 5-0
at Luther College	W, 4-3

**1940 (16-5) • Coach Harry Rabenhorst**

New Orleans (Pro)	W, 5-4
Northwestern Ill.	W, 10-1
Northwestern Ill.	W, 4-0
Minnesota	W, 7-4
Minnesota	W, 5-1
Illinois	L, 1-2
Illinois	W, 2-0
Alabama	L, 4-6
Alabama	L, 4-7
Miss. State	W, 7-0
Miss. State	W, 8-2
at Alabama	L, 4-7
at Miss. State	W, 21-5
at Mississippi	W, 6-3
at Mississippi	W, 4-1
Mississippi	W, 3-0
Mississippi	W, 4-0
Tulane	W, 17-1
Tulane	W, 10-1
at Tulane	L, 4-5
at Tulane	W, 9-1

**1941 (10-13) • Coach Harry Rabenhorst**

Minnesota	W, 2-1
Minnesota	W, 2-1
Nashville (Pro)	L, 1-5
Illinois	L, 2-7
Illinois	W, 6-5
Miss. State	L, 0-14
Miss. State	W, 10-2
Northwestern Ill.	W, 10-8
Iowa	W, 3-2
Iowa	L, 2-3
Alabama	W, 7-6
Alabama	W, 10-5
at Alabama	L, 2-3
at Alabama	L, 5-10
Miss. State	L, 1-4
Miss. State	L, 4-5
Tulane	W, 4-0
Tulane	L, 2-7
at Tulane	W, 2-1
at Tulane	L, 1-3
Ole Miss	L, 2-3
Ole Miss	L, 3-4
at Essos (Pro)	L, 3-4

**1942 (9-9) • Coach Harry Rabenhorst**

Nashville (Pro)	L, 3-4
at Essos (Pro)	L, 4-5
Nashville (Pro)	W, 11-3
at Pensacola Naval	L, 4-7
at Pensacola Naval	W, 9-6
Miss. State	L, 0-1
Miss. State	W, 3-2

at Essos (Pro)	L, 3-14
Alabama	L, 3-11
Alabama	L, 3-9
at Miss. State	W, 4-1
at Miss. State	L, 3-26
at Tulane	W, 5-4
at Tulane	L, 6-7
Tulane	W, 9-2
Tulane	W, 13-2
at Mississippi	W, 12-1
at Mississippi	W, 4-1

**1943 (13-8) • Coach A.L. Swanson****SEC Champions**

at Camp Livingston	L, 1-4
at Camp Livingston	L, 8-10
at New Orleans Naval	L, 2-3
Miss. State	W, 6-3
Miss. State	W, 4-0
Mississippi	W, 4-1
Mississippi	W, 6-0
at Camp Shelby	W, 15-1
at Alabama	W, 2-1
at Alabama	L, 1-6
at Miss. State	W, 16-5
at Miss. State	L, 5-6
at Mississippi	W, 6-1
at Mississippi	W, 6-4
at Selman Field	W, 11-7
at Camp Livingston	L, 6-10
at Tulane	W, 7-3
at Tulane	W, 7-3
Tulane	W, 5-4
Tulane	L, 3-8
New Orleans Naval	L, 3-11

**1944 (4-8) • Coach A.L. Swanson**

at Camp Livingston	L, 4-5
at Camp Livingston	L, 1-10
Lake Charles Air Base	W, 4-2
at Selman Field	L, 1-4
at Selman Field	L, 3-10
SW Louisiana	L, 3-6
Hardin Field	L, 0-2
at Tulane	W, 5-3
at Tulane	L, 3-8
at SW Louisiana	W, 9-5
Tulane	W, 3-1
Tulane	L, 0-1

**1945 (11-7) • Coach A.L. Swanson**

Algiers Naval	W, 10-0
Alexandria Air Base	W, 2-1
Keesler Field	W, 8-4
Selman Field	W, 6-2
Tulane	W, 7-5
Tulane	L, 6-10
Tulane	W, 5-1
Tulane	W, 1-0
Alexandria Air Base	L, 2-6
Alabama	L, 5-11
Alabama	W, 16-9
Miss. State	W, 6-0
Miss. State	W, 14-0
Selman Field	L, 2-18
Camp Shelby	L, 5-6
Keesler Field	L, 3-7
BR All Stars	W, 2-0
BR All Stars	L, 3-7



# All-Time Results

## 1946 (12-5) • Coach Harry Rabenhorst

### SEC Champions

Trout-Goodpine	W, 3-2
Miss. State	W, 21-0
Miss. State	W, 19-1
Mississippi	L, 3-4
Mississippi	L, 5-6
Miss. State	W, 9-6
Miss. State	W, 12-1
Alabama	W, 4-3
Alabama	W, 13-2
Alabama	L, 2-5
Alabama	W, 7-2
Pensacola Naval	L, 2-3
Pensacola Naval	L, 0-7
Tulane	Win
Tulane	Win
Tulane	W, 7-4
Tulane	W, 4-2

## 1947 (10-9-1) • Coach Harry Rabenhorst

Southeastern La.	W, 16-5
Northwestern Ill.	L, 12-13
Louisiana Tech	W, 9-8
Louisiana Tech	W, 6-3
Iowa	T, 6-6
Iowa	L, 1-6
Miss. State	L, 5-9
Miss. State	W, 5-4
Illinois Wesleyan	W, 11-8
N. Ill. St. Teachers	W, 21-7
Alabama	L, 2-4
Miss. State	W, 13-3
Miss. State	L, 4-7
Alabama	L, 2-4
Alabama	W, 4-3
Keesler Field	W, 8-0
Tulane	W, 15-3
Tulane	L, 2-9
Tulane	L, 3-5
Tulane	L, 2-7

## 1948 (7-14-1) • Coach Harry Rabenhorst

Illinois	L, 0-7
Illinois	T, 3-3
Northwestern Ill.	L, 4-5
Keesler Field	W, 17-8
at Houma	W, 14-10
N. Ill. St. Teachers	W, 3-2
Miss. State	L, 3-5
Miss. State	W, 17-16
Alabama	L, 2-5
Alabama	W, 8-7
at Miss. State	L, 2-6
at Miss. State	L, 8-15
at Alabama	L, 0-13
at Alabama	L, 3-5
at Keesler Field	L, 2-6
at Mississippi	W, 6-5
at Mississippi	L, 10-17
at Tulane	L, 8-11
Tulane	L, 4-5
Tulane	L, 4-6
Tulane	W, 7-6
SW Louisiana	L, 6-10

## 1949 (6-11) • Coach Harry Rabenhorst

Keesler Field	L, 1-5
Illinois Wesleyan	L, 2-8
BR Red Sticks (Pro)	W, 8-7
Miss. State	L, 7-9

Miss. State	L, 7-9
at Alabama	W, 4-0
at Alabama	L, 4-5
at Miss. State	L, 2-7
at Miss. State	L, 4-16
Alabama	L, 6-8
Alabama	L, 0-8
Mississippi	W, 8-2
Mississippi	W, 5-3
Tulane	W, 15-3
Tulane	W, 2-1
at Tulane	L, 4-5
at Tulane	L, 3-4

## 1950 (5-9-1) • Coach Harry Rabenhorst

Keesler Field	W, 10-2
Miss. State	W, 11-2
Alabama	L, 4-5
Alabama	L, 3-5
Purdue	W, 8-4
Purdue	W, 4-1
at Alabama	L, 3-5
at Alabama	L, 11-15
at Miss. State	W, 4-3
at Miss. State	L, 2-5
at Miss. State	L, 1-7
BR Essos	L, 0-3
at BR Essos	L, 5-10
at Tulane	L, 6-8
at Tulane	T, 2-2

## 1951 (10-6) • Coach Harry Rabenhorst

Illinois	W, 3-2
Illinois	W, 2-1
Illinois Wesleyan	W, 18-6
Alabama	L, 5-8
Alabama	W, 5-1
Auburn	W, 5-2
Auburn	W, 3-0
BR Red Sticks	W, 11-7
at Mississippi	L, 2-8
at Mississippi	L, 1-4
at Miss. State	W, 16-2
Mississippi	W, 6-5
at Tulane	L, 6-17
at Tulane	L, 3-5
Tulane	L, 1-2
Tulane	W, 7-3

## 1952 (9-11) • Coach Harry Rabenhorst

Southern Illinois	L, 3-7
Crowley Millers	W, 6-5
at Alabama	L, 0-2
at Alabama	L, 2-11
at Auburn	L, 4-5
at Auburn	L, 6-7
Mississippi	W, 6-1
Mississippi	L, 2-9
BR Red Sticks	W, 10-2
at Crowley Millers	L, 8-13
Miss State	W, 4-0
Miss. State	W, 10-9
at Miss. State	W, 7-6
at Miss. State	L, 7-8
at Mississippi	W, 8-5
at Mississippi	W, 6-5
Tulane	W, 4-3
Tulane	L, 8-11
at Tulane	L, 1-3
at Tulane	L, 10-18

## 1953 (8-10) • Coach Harry Rabenhorst

Auburn	L, 5-6
Auburn	W, 11-7
at Loyola	W, 17-13
Loyola	L, 3-5
Mississippi	W, 10-9
Mississippi	W, 10-6
Miss. State	L, 0-13
Miss. State	L, 1-2
Alabama	W, 10-1
Alabama	W, 11-2
at Mississippi	L, 2-10
at Miss. State	L, 7-16
at Miss. State	W, 11-4
at Tulane	L, 7-8
at Tulane	L, 1-3
Ponchatoula Athletics	L, 11-12
Tulane	W, 10-4
Tulane	L, 7-8

## 1954 (8-11) • Coach Harry Rabenhorst

SE Louisiana	W, 6-3
Miss. State	L, 6-7
Miss. State	W, 7-4
at Loyola	W, 15-8
at Tulane	L, 0-4
at Tulane	L, 9-14
Cincinnati	L, 4-10
at Miss. State	L, 1-7
at Miss. State	L, 1-2
at Alabama	L, 8-13
at Alabama	W, 9-6
Loyola	W, 6-5
at Mississippi	L, 0-10
Vanderbilt	L, 3-5
Vanderbilt	W, 13-3
Mississippi	W, 6-3
Mississippi	W, 7-0
Tulane	L, 1-5
Tulane	L, 1-3

## 1955 (6-17) • Coach Harry Rabenhorst

at Shell Oilers	L, 2-5
at Florida State	L, 3-5
at Florida Southern	L, 4-6
at Florida Southern	W, 6-4
Shell Oilers	W, 11-4
Mississippi	L, 2-6
Mississippi	L, 3-16
at Miss. State	W, 9-4
at Miss. State	L, 2-3
at Alabama	L, 2-7
BR Red Sticks	L, 8-12
Loyola	L, 3-10
Alabama	L, 3-10
Alabama	L, 1-3
at Mississippi	L, 3-9
at Mississippi	L, 2-3
Miss. State	L, 0-12
Miss. State	L, 10-13
at Loyola	L, 6-8
Tulane	W, 4-3
Tulane	W, 12-6
at Tulane	L, 7-8
at Tulane	W, 5-3

## 1956 (9-11) • Coach Harry Rabenhorst

SE La. College	L, 7-13
Shell Oilers	W, 6-5
Alabama	W, 1-0
Alabama	L, 1-2

Alabama	L, 5-8
at Mississippi	W, 2-1
at Mississippi	L, 6-8
at Mississippi	L, 0-11
at Centenary	L, 1-2
Tulane	W, 5-4
Tulane	L, 6-8
at Vanderbilt	L, 7-10
at Vanderbilt	W, 14-2
at Vanderbilt	W, 13-4
Mississippi State	W, 3-0
Mississippi State	L, 1-10
Mississippi State	W, 5-2
Loyola	W, 10-4
at Tulane	L, 1-7
at Tulane	L, 8-10

## 1957 (8-11) • Coach Ray Didier

SE Louisiana	W, 11-2
Alabama	W, 3-2
Alabama	L, 0-2
Mississippi	W, 9-1
Mississippi	L, 0-4
Mississippi	L, 5-6
SE Louisiana	L, 3-11
Shell Oilers	L, 1-6
Loyola	L, 4-12
Tulane	L, 6-8
Vanderbilt	L, 7-8
Vanderbilt	W, 3-1
Vanderbilt	L, 0-2
Centenary	W, 7-5
Mississippi State	L, 1-4
Mississippi State	L, 1-4
Mississippi State	W, 2-0
Tulane	W, 4-1
Tulane	W, 1-0

## 1958 (14-11) • Coach Ray Didier

Southwestern La.	L, 2-8
Southern Illinois	W, 5-4
Southern Illinois	L, 4-5
Southern Illinois	W, 13-10
Mississippi State	L, 2-5
Mississippi State	W, 7-3
Alabama	L, 1-6
Alabama	W, 9-3
N. Illinois	L, 3-5
Southwestern (Memphis)	W, 8-7
Southeastern La.	L, 10-11
Tulane	W, 7-4
Tulane	W, 5-4
Mississippi	L, 1-5
Loyola	W, 6-2
Mississippi	W, 2-1
Mississippi	L, 4-5
Alabama	L, 8-11
Alabama	L, 4-6
Southwestern La.	W, 5-2
Tulane	W, 16-14
Tulane	W, 6-0
Loyola	L, 5-6
Mississippi State	W, 3-1
Mississippi State	W, 7-5

## 1959 (16-17) • Coach Ray Didier

Loyola	W, 14-10
Southwestern	W, 7-0
at Southwestern	L, 4-8
N. Illinois	W, 3-1

S. Illinois	L, 6-11
Northeast La.	L, 0-2
Northeast La.	L, 15-16
Northeast La.	L, 2-7
Northeast La.	W, 6-1
Miss. State (at Monroe, La.)	W, 10-0
Miss. State (at Monroe, La.)	L, 0-7
Northwestern	W, 8-3
Oklahoma	L, 3-4
Wheaton	W, 21-4
Mississippi	L, 0-7
Mississippi	W, 8-5
Mississippi State	L, 6-8
Mississippi State	W, 6-4
Alabama	W, 4-3
Alabama	L, 3-8
Mississippi State	L, 2-3
Mississippi State	L, 3-4
Loyola	W, 5-4
Alabama	W, 5-1
Alabama	W, 9-3
at Mississippi	L, 4-7
at Mississippi	L, 5-9
at Southwestern	L, 1-2
Tulane	L, 7-9
Tulane	W, 6-1
Southwestern	W, 7-5
at Tulane	W, 4-3
at Tulane	L, 2-3

**1960 (15-14) • Coach Ray Didier**

at Loyola	L, 9-12
Southwestern	W, 9-1
Southeastern	W, 7-5
N. Illinois	W, 11-0
N. Illinois	W, 5-1
Mississippi	W, 5-4
Mississippi	L, 3-5
Alabama	W, 5-2
at Mississippi State	L, 5-6
at Mississippi State	W, 8-7
at Mississippi	L, 0-7
at Mississippi	L, 2-13
Loyola	L, 1-5
at Southeastern	L, 1-11
Arkansas (at Monroe, La.)	W, 5-1
Miss. State (at Monroe, La.)	W, 6-4
Baylor (at Monroe, La.)	L, 0-3
at Northeast La.	W, 7-6
NW State (at Monroe, La.)	W, 3-2
at Mississippi State	L, 1-2
at Mississippi State	L, 9-10
Arkansas	L, 5-11
Tulane	W, 10-0
at Tulane	W, 10-3
at Southwestern	W, 4-3
Tulane	W, 5-0
Tulane	L, 1-2
at Alabama	L, 5-6
at Alabama	L, 1-7

**1961 (20-5) • Coach Ray Didier****SEC Champions**

at Loyola	W, 4-3
Northeast La.	W, 10-4
Southwestern La.	W, 13-1
Mississippi State	W, 4-2
Mississippi State	L, 4-8
Mississippi	W, 4-3
Mississippi	W, 2-1
DePauw	W, 5-4

DePauw	W, 10-0
at Mississippi	W, 4-3
at Mississippi	L, 1-6
at Southeastern	W, 13-1
at Tulane	W, 13-3
at Tulane	L, 2-3
at Southwestern La.	W, 7-6
at Mississippi St.	W, 3-2
at Mississippi St.	W, 4-2
at Alabama	W, 16-3
at Alabama	L, 0-5
Loyola	L, 2-4
Alabama	W, 3-1
Tulane	W, 6-3
Tulane	W, 5-3
<b>SEC PLAYOFFS</b>	
at Auburn	W, 4-3
Auburn	W, 6-5

**1962 (15-11-1) • Coach Ray Didier**

at Loyola	L, 2-7
at Loyola	L, 1-2
Northwestern U.	W, 5-1
Northern Illinois	W, 10-8
Northern Illinois	W, 3-0
Tulane	W, 4-0
Tulane	L, 3-8
Northeast La.	W, 5-0
Oklahoma	W, 5-4
at Mississippi	W, 3-2
at Mississippi	L, 3-7
at Alabama	L, 1-7
at Alabama	W, 4-0
Mississippi	W, 12-5
Mississippi	W, 7-1
Mississippi State	W, 4-3
Mississippi State	L, 3-5
Alabama	T, 4-4
Alabama	L, 2-3
Southeastern La.	L, 2-3
Loyola	W, 4-3
Loyola	L, 2-6
at Mississippi State	L, 2-3
at Mississippi State	L, 3-4
at Southeastern La.	W, 8-6
Tulane	W, 2-0
Tulane	W, 7-3

**1963 (16-10) • Coach Ray Didier**

Southeastern La.	W, 7-5
Miss. State (at New Orleans)	W, 2-1
at Loyola	W, 6-1
Illinois (at New Orleans)	W, 2-0
at Tulane	W, 2-1
at Tulane	L, 3-4
Northern Illinois	L, 3-5
Alabama	L, 3-14
Alabama	L, 6-13
Mississippi	L, 5-6
Mississippi	L, 3-7
at Mississippi State	W, 6-3
at Mississippi State	W, 4-1
Loyola	L, 1-5
Arkansas	W, 10-5
Arkansas	W, 10-2
at Mississippi	L, 4-5
at Mississippi	W, 10-3
at Alabama	W, 3-2
at Alabama	L, 3-10
at Loyola	L, 5-8
Mississippi State	W, 8-4

Mississippi State	W, 7-3
at Southeastern La.	W, 6-2
Tulane	W, 4-2
Tulane	W, 6-2

**1964 (11-11-1) • Coach Jim Waldrop**

Southeastern La.	W, 7-5
Memphis State	W, 4-2
at Loyola	L, 0-4
Memphis State	W, 3-2
at Loyola	L, 0-7
Tulane	L, 0-3
Tulane	L, 1-3
Northern Illinois	L, 1-7
Northern Illinois	L, 0-5
Notre Dame	W, 9-2
Notre Dame	W, 8-7
Alabama	W, 5-4
Alabama	L, 4-5
Mississippi	L, 3-4
Mississippi	L, 1-3
Mississippi State	L, 5-11
Mississippi State	W, 5-2
at Loyola	T, 5-5
at Alabama	W, 7-3
at Southeastern La.	W, 4-3
at Mississippi State	L, 2-14
at Mississippi State	W, 14-4
at Tulane	W, 7-5

**1965 (6-13) • Coach Jim Waldrop**

at Loyola	L, 3-4
Northern Illinois	W, 5-4
at Tulane	L, 4-6
at Tulane	L, 1-7
Loyola	L, 1-6
at Mississippi State	L, 2-5
at Alabama	L, 0-4
at Alabama	L, 2-11
Mississippi	L, 5-6
Mississippi	W, 8-5
MacMurray	W, 4-3
Mississippi State	W, 6-0
Mississippi State	L, 0-5
Alabama	L, 0-8
Alabama	L, 2-6
Tulane	W, 2-1
Tulane	W, 3-2
at Mississippi	L, 4-15
at Mississippi	L, 5-7

**1966 (9-14) • Coach Jim Smith**

Delta State	W, 4-2
Delta State	L, 4-6
at Loyola	L, 5-7
Tulane	L, 2-15
Tulane	L, 2-3
at Mississippi	L, 4-6
at Mississippi	L, 4-5
at Mississippi State	L, 2-9
at Mississippi State	L, 0-3
Illinois State	W, 10-3
Mississippi	W, 9-7
Mississippi	L, 2-5
Alabama	W, 2-1
Alabama	L, 0-1
Mississippi State	L, 1-9
Mississippi State	L, 0-1
Florida State	W, 3-2
Florida State	W, 1-0
Loyola	W, 7-0

at Alabama	L, 0-5
at Alabama	L, 1-6
at Tulane	W, 2-0
at Tulane	W, 1-0

**1967 (17-13) • Coach Jim Smith**

Kansas State	L, 0-1
Kansas State	L, 0-2
Texas Christian	L, 0-8
Texas Christian	W, 3-1
Southern Methodist	W, 5-1
Southern Methodist	W, 7-4
Northern Illinois	W, 6-4
Northern Illinois	W, 3-2
at Loyola	W, 9-0
Loyola	W, 7-0
at Mississippi State	L, 1-3
at Mississippi State	L, 1-3
at Mississippi State	W, 9-8
at Alabama	W, 3-2
at Alabama	L, 2-3
at Alabama	L, 4-7
Mississippi	L, 0-9
Mississippi	W, 6-3
Mississippi State	L, 0-2
Mississippi State	W, 6-3
Mississippi State	W, 5-3
at Tulane	L, 0-8
Tulane	W, 9-0
at Mississippi	L, 4-8
at Mississippi	W, 4-1
at Mississippi	L, 1-6
Alabama	W, 7-0
Alabama	W, 2-0
Alabama	W, 6-3

**SEC WEST DIVISION PLAYOFF**

at Mississippi	L, 2-6
----------------	--------

**1968 (20-14) • Coach Jim Smith**

Loyola	W, 2-0
at Loyola	L, 0-2
Kansas State	W, 1-0
Kansas State	L, 1-3
Kansas State	W, 6-1
Kansas State	L, 1-6
at Tulane	W, 8-2
at Tulane	W, 5-1
at Alabama	W, 3-1
at Alabama	L, 0-1
at Alabama	W, 10-1
Northeast La.	W, 5-1
Nicholls State	W, 4-0
USL	W, 8-0
Mississippi	L, 0-2
La. Tech	W, 4-0
at Mississippi	L, 2-5
at Mississippi	L, 2-5
at Mississippi	W, 8-5
at Mississippi State	W, 4-3
at Mississippi State	W, 4-2
at Mississippi State	L, 2-3
Mississippi	L, 0-4
Mississippi	W, 1-0
Mississippi	W, 5-1
Tulane	L, 0-1
Tulane	W, 5-2
Mississippi State	L, 3-6
Mississippi State	W, 3-0
Mississippi State	W, 4-3
Alabama	W, 4-1
Alabama	L, 0-1



## All-Time Results

Alabama	L, 0-1
<b>SEC WEST DIVISION PLAYOFF</b>	
Alabama	L, 4-6
<b>1969 (11-24) • Coach Jim Smith</b>	
Loyola	W, 2-0
Nicholls State	W, 13-6
at Southeastern La.	L, 3-4
Southern Illinois	L, 0-3
Southern Illinois	L, 1-8
Southern Illinois	L, 2-4
Southeastern La.	L, 2-11
Kansas State	L, 2-9
Kansas State	L, 1-3
Kansas State	W, 4-2
Kansas State	W, 3-2
at Loyola	W, 4-0
Southeastern La.	L, 1-4
Nicholls St. (at Southern U.)	L, 3-7
Northeast La.	L, 1-3
N. Illinois (at Southern U.)	W, 1-0
at Alabama	L, 1-10
at Alabama	L, 0-1
at Alabama	L, 6-7
Mississippi	L, 3-7
Mississippi	L, 1-4
at Mississippi State	L, 2-4
at Mississippi State	W, 6-4
at Mississippi State	L, 2-3
at Mississippi	L, 0-2
at Mississippi	W, 3-2
at Mississippi	L, 4-6
Tulane	W, 4-3
Mississippi State	L, 0-3
Mississippi State	W, 5-3
Mississippi State	L, 4-10
at Tulane	L, 2-10
Alabama	L, 0-5
Alabama	L, 1-2
Alabama	W, 12-3

### 1970 (16-19) • Coach Jim Smith

Nicholls State	L, 2-4
Louisiana Tech	L, 2-3
Memphis State	W, 5-4
Memphis State	W, 2-1
Memphis State	L, 7-13
at Nicholls State	L, 3-4
Northeast La.	W, 1-0
Southern	W, 2-0
Nicholls State	W, 3-2
Mississippi	L, 2-8
Northern Illinois	L, 4-12
Southwestern La.	L, 2-9
SLC	W, 7-5
Alabama	W, 4-1
Alabama	L, 3-4
Alabama	W, 1-0
SLC	W, 16-3
Loyola	W, 6-3
at Mississippi	L, 2-3
at Mississippi	L, 1-10
at Mississippi	L, 0-1
at Southern Mississippi	W, 5-2
at Mississippi State	L, 3-5
at Mississippi State	L, 1-3
at Mississippi State	L, 3-5
at Loyola	W, 8-5
Mississippi	W, 4-0
Mississippi	W, 9-0
Mississippi	L, 3-9
at Tulane	L, 3-4

Mississippi State	L, 0-5
Southern Mississippi	W, 6-2
at Alabama	W, 6-0
at Alabama	L, 5-6
at Alabama	L, 0-4

### 1971 (20-16) • Coach Jim Smith

at Rice	L, 1-2
at Rice	W, 3-0
at Rice	L, 9-10
Louisiana Tech	L, 0-2
Southeastern La.	W, 11-10
at Nicholls State	L, 1-2
Southern Mississippi	L, 0-8
Florida	W, 2-1
Florida	L, 0-5
Florida	W, 6-3
Nicholls State	L, 0-3
South Alabama	W, 7-4
Loyola	W, 2-1
Mississippi State	W, 2-0
Mississippi State	W, 3-1
Mississippi State	W, 9-1
at Tulane	W, 3-1
at Mississippi State	L, 1-2
at Mississippi State	L, 4-7
at Mississippi State	L, 2-11
at Loyola	L, 7-9
Mississippi	L, 1-6
Mississippi	W, 3-2
Mississippi	L, 2-6
at Southeastern La.	W, 7-6
at Mississippi	W, 10-3
at Mississippi	W, 9-4
at Mississippi	L, 2-7
Tulane	W, 8-0
at Alabama	W, 3-2
at Alabama	W, 11-1
at Alabama	W, 7-2
at Southern Mississippi	L, 0-5
Alabama	L, 5-6
Alabama	L, 2-5
Alabama	W, 5-4

### 1972 (21-21) • Coach Jim Smith

Rice	W, 3-0
Rice	W, 1-0
Rice	W, 4-2
Loyola	W, 4-0
Kansas State	W, 2-1
Kansas State	W, 7-2
Kansas State	L, 3-4
Kansas State	W, 5-4
Kansas State	W, 5-3
Oklahoma	W, 9-1
Oklahoma	L, 1-9
Tulane	W, 6-2
Oklahoma	W, 1-0
Oklahoma	L, 1-3
at South Alabama	L, 0-5
at South Alabama	L, 2-3
at South Alabama	L, 3-4
at USCGA	W, 11-2
at Mississippi	L, 1-2
at Mississippi	L, 2-5
at Mississippi	L, 2-3
Mississippi State	W, 4-2
Mississippi State	L, 0-1
Mississippi State	L, 3-4
South Alabama	L, 4-6
South Alabama	W, 6-4
South Alabama	L, 6-9

Alabama	W, 7-3
Alabama	W, 5-4
Alabama	L, 6-10
Southern Mississippi	W, 5-3
at Mississippi State	L, 1-4
at Mississippi State	W, 4-3
at Mississippi State	L, 1-2
at Loyola	L, 3-4
at Alabama	W, 6-2
at Alabama	L, 8-12
at Alabama	L, 4-8
at Tulane	L, 3-5
Mississippi	W, 4-3
Mississippi	L, 4-7
Mississippi	W, 7-3

### 1973 (18-13) • Coach Jim Smith

at Southern Mississippi	W, 2-0
at Southern Mississippi	W, 2-1
at South Alabama	L, 1-10
at South Alabama	L, 0-10
Memphis State	L, 1-7
Memphis State	W, 5-1
Memphis State	W, 2-1
at Tulane	W, 4-3
Coast Guard	W, 16-2
Coast Guard	W, 9-1
Tulane	W, 5-4
Tennessee	W, 3-0
Tennessee	W, 10-7
Tennessee	L, 7-8
Oklahoma State	L, 1-4
Oklahoma State	L, 2-5
at Mississippi State	L, 0-1
at Mississippi State	L, 5-6
at Alabama	L, 3-6
at Alabama	W, 2-1
Mississippi State	W, 6-0
Mississippi State	W, 3-2
Mississippi State	W, 3-0
Alabama	L, 0-3
Alabama	W, 3-2
Alabama	L, 3-5
South Alabama	W, 7-5
South Alabama	W, 4-3
at Mississippi	L, 8-12
at Mississippi	L, 12-15
at Mississippi	W, 8-3

### 1974 (18-17) • Coach Jim Smith

Vanderbilt	W, 10-5
Vanderbilt	W, 8-7
Vanderbilt	L, 3-7
Vanderbilt	L, 3-5
at South Alabama	L, 0-1
at South Alabama	L, 0-2
at Tulane	W, 2-1
Illinois State	L, 2-5
Illinois State	W, 3-1
Drake	L, 2-3
Drake	W, 4-1
Drake	W, 6-5
Drake	W, 3-2
Drake	W, 2-1
at Mississippi	W, 5-0
at Mississippi	L, 0-1
at Mississippi	L, 4-9
Mississippi State	L, 1-3
Mississippi State	W, 6-2
Mississippi State	W, 3-1
Alabama	L, 6-7
Alabama	W, 3-2

Alabama	W, 6-4
Illinois Wesleyan	W, 4-2
Illinois Wesleyan	L, 1-4
at Mississippi State	L, 0-1
at Mississippi State	L, 2-3
at Alabama	L, 2-3
at Alabama	L, 1-10
at Alabama	L, 1-9
Tulane	W, 6-3
Mississippi	W, 4-1
Mississippi	W, 4-0
Mississippi	L, 0-8
Southern Mississippi	W, 8-7

### 1975 (40-16) • Coach Jim Smith

#### SEC Champions

#### NCAA South Regional Participants

Houston	L, 2-12
Houston	W, 5-1
Houston	L, 3-10
Houston	L, 4-10
Vanderbilt	W, 6-4
Vanderbilt	L, 2-7
Vanderbilt	W, 10-0
Vanderbilt	W, 17-1
Memphis State	W, 4-2
Memphis State	W, 2-1
Memphis State	W, 4-3
Illinois State	L, 2-4
Illinois State	W, 5-1
Kentucky	W, 1-0
Kentucky	W, 6-1
Michigan State	W, 9-6
at Miami, Fla.	W, 3-1
Michigan State	L, 4-18
at Miami, Fla.	L, 2-9
at Miami, Fla.	L, 0-13
Colgate	W, 5-1
Colgate	W, 5-0
Colgate	W, 4-2
Colgate	W, 10-2
Mississippi	W, 5-1
Mississippi	W, 3-2
Mississippi	W, 8-1
Mississippi	W, 2-1
Wisconsin	W, 8-7
Wisconsin	L, 3-9
Wisconsin	L, 1-4
at Mississippi State	W, 11-0
at Mississippi State	W, 11-0
at Mississippi State	W, 5-4
at Mississippi State	W, 3-0
Tulane	W, 2-1
Alabama	L, 4-5
at Alabama	W, 6-5
at Alabama	L, 9-10
at Alabama	W, 4-2
at Tulane	L, 1-14
Mississippi State	W, 4-3
Mississippi State	W, 3-2
Mississippi State	W, 5-1
Mississippi State	W, 8-0
Alabama	W, 6-5
Alabama	W, 9-2
Alabama	W, 9-2
Alabama	W, 5-2
at Mississippi	L, 6-7
at Mississippi	W, 2-1

#### SEC PLAYOFFS

Georgia	W, 6-5
at Georgia	W, 8-3

## NCAA SOUTH REGIONAL

## STARKVILLE, MISS.

Murray State	W, 7-2
Florida State	L, 2-4
Miami (Fla.)	L, 1-8

## 1976 (19-23) • Coach Jim Smith

at Houston	L, 5-6
at Houston	W, 9-4
at Houston	L, 3-6
at Houston	L, 1-11
at South Alabama	L, 6-17
at South Alabama	W, 6-3
Nicholls State	L, 6-7
at Nicholls State	W, 3-2
Alabama	W, 4-0
Alabama	L, 2-5
Alabama	W, 11-1
Northwestern St.	W, 10-1
Northwestern St.	W, 9-4
Princeton	L, 1-4
Princeton	W, 4-2
Princeton	W, 6-2
Ohio State	W, 8-6
Ohio State	L, 3-4
Mississippi	W, 5-3
Mississippi	W, 1-0
Mississippi	L, 2-4
at Mississippi State	L, 1-2
at Mississippi State	L, 5-6
at Mississippi State	L, 9-10
New Orleans	L, 3-10
Auburn	W, 4-3
Auburn	L, 2-5
Auburn	W, 3-1
at New Orleans	L, 2-9
Tulane	L, 1-2
at Alabama	W, 3-2
at Alabama	L, 0-1
at Alabama	L, 5-8
at Tulane	L, 1-5
Mississippi State	W, 4-1
Mississippi State	L, 0-2
Mississippi State	W, 4-1
at Mississippi	L, 0-2
at Mississippi	L, 1-6
at Mississippi	W, 5-4
at Auburn	W, 2-0
at Auburn	L, 1-5

## 1977 (17-27) • Coach Jim Smith

Texas A&M	L, 0-15
Texas A&M	L, 1-2
Texas A&M	L, 0-2
Texas A&M	W, 4-2
at New Orleans	L, 5-6
Nicholls State	L, 9-13
Houston	L, 1-3
Nicholls State	W, 3-1
Miami, Fla.	W, 4-1
Miami, Fla.	L, 4-6
at Alabama	W, 17-10
at Alabama	L, 3-12
Illinois	W, 13-2
Illinois	W, 3-2
Illinois	W, 12-4
Mississippi	W, 7-5
Mississippi	L, 2-4
Mississippi	L, 1-4
at Auburn	L, 0-2
at Auburn	L, 2-10
at Auburn	L, 2-4

New Orleans	L, 4-6
Wisconsin	L, 3-10
Wisconsin	W, 4-1
at Tulane	L, 5-13
Illinois State	W, 2-0
Illinois State	L, 2-3
Wisconsin	W, 6-3
Wisconsin	W, 4-3
at Mississippi State	W, 11-8
at Mississippi State	L, 1-7
at Mississippi State	L, 1-7
Tulane	W, 5-2
Alabama	L, 2-3
Alabama	L, 4-7
Alabama	L, 4-10
at Mississippi	L, 1-6
at Mississippi	L, 4-5
at Mississippi	L, 4-10
Northwestern St.	W, 2-1
Auburn	W, 1-0
Auburn	L, 0-3
South Alabama	W, 5-4
South Alabama	L, 3-19

## 1978 (12-34) • Coach Jim Smith

Texas A&M	L, 3-4
Texas A&M	L, 4-5
Texas A&M	L, 2-6
at Houston	L, 0-4
at Houston	W, 7-3
at Houston	L, 0-1
at Houston	L, 1-5
South Alabama	L, 2-4
South Alabama	L, 1-4
Miss. State	L, 1-2
Miss. State	W, 5-2
Miss. State	L, 1-4
Alabama	W, 3-2
Alabama	L, 0-3
Alabama	L, 2-16
at New Orleans	L, 0-7
at Mississippi	L, 2-3
at Mississippi	L, 1-2
at Mississippi	L, 7-27
Illinois St.	L, 7-9
Illinois St.	L, 0-4
Navy	W, 4-3
Navy	L, 4-7
Auburn	W, 1-0
Auburn	L, 0-3
Auburn	W, 1-0
at Tulane	W, 9-6
at Nicholls State	L, 5-6
at Nicholls State	L, 4-15
Tulane	L, 4-12
at Miss. State	L, 4-12
at Miss. State	L, 6-7
at Miss. State	L, 13-26
New Orleans	W, 4-3
at Alabama	W, 4-5
at Alabama	L, 1-8
at Alabama	L, 1-2
Nicholls State	L, 4-5
Mississippi	W, 3-2
Mississippi	W, 6-5
Mississippi	L, 4-5
Northwestern State	W, 3-0
Northwestern State	W, 2-1
at Auburn	L, 5-8
at Auburn	L, 4-5
at Auburn	L, 1-14

## 1979 (34-20) • Coach Jack Lamabe

at Southwestern La.	W, 5-2
Southwestern La.	W, 4-0
Southeastern La.	W, 5-0
Southeastern La.	W, 8-4
Nicholls St.	W, 9-3
Nicholls St.	W, 2-0
Miss. State	L, 1-3
Miss. State	W, 2-1
Navy	W, 13-5
at Southeastern La.	L, 8-15
at Southeastern La.	L, 1-4
at Mississippi	W, 11-2
at Mississippi	W, 1-0
Navy	W, 4-3
Illinois St.	W, 12-5
Southern Miss	W, 1-0
Southern Miss	W, 2-1
Alabama	L, 0-1
Alabama	W, 8-4
Alabama	W, 11-2
Wisconsin	W, 5-4
Wisconsin	W, 8-0
Wisconsin	W, 7-4
Louisville	W, 16-13
Auburn	W, 7-4
Auburn	W, 7-1
Auburn	W, 3-2
Northwestern La.	W, 3-0
Northwestern La.	W, 5-4
Tulane	W, 10-7
at Tulane	L, 1-2
at Southern Miss.	L, 1-6
at Southern Miss.	W, 14-10
New Orleans	L, 3-4
New Orleans	L, 3-5
Tulane	L, 3-4
at Miss. State	L, 0-5
at Miss. State	L, 2-5
at South Alabama	L, 3-10
at South Alabama	L, 5-12
Mississippi	L, 2-6
Mississippi	W, 3-1
Mississippi	W, 8-3
at New Orleans	L, 4-9
at New Orleans	W, 4-2
at Alabama	W, 4-2
at Alabama	W, 7-1
at Nicholls State	L, 5-6
at Auburn	L, 4-8
at Auburn	L, 4-9
at Auburn	W, 6-2

## SEC TOURNAMENT- STARKVILLE, MISS.

vs. Florida	W, 5-2
vs. Miss. State	L, 5-12
vs. Florida	L, 1-5

## 1980 (23-19) • Coach Jack Lamabe

Nicholls State	L, 2-6
Nicholls State	W, 5-4
Southern Miss	L, 7-11
Southern Miss	W, 4-3
Ole Miss	L, 1-3
Ole Miss	L, 1-5
Ole Miss	W, 8-2
Illinois State	W, 6-0
Illinois State	W, 9-4
Illinois State	W, 13-2
Navy	L, 3-5
Navy	W, 9-6
Canisius	W, 7-0

Canisius	W, 10-2
Army	W, 11-8
Middle Tennessee	L, 5-8
Auburn	W, 8-2
Auburn	W, 10-5
at Alabama	L, 1-9
at Alabama	L, 3-8
at Alabama	W, 2-0
Tulane	W, 4-3
at Miss. State	W, 5-2
at Miss. State	W, 2-0
at Miss. State	L, 7-9
New Orleans	L, 3-4
New Orleans	L, 0-4
Northwestern State	W, 5-3
Northwestern State	W, 5-0
at Southern Miss	W, 5-2
at Southern Miss	L, 4-5
at Auburn	L, 2-7
at Auburn	L, 2-3
at Auburn	L, 0-5
at Tulane	W, 8-7
at Tulane	L, 1-4
at Nicholls State	W, 7-4
at New Orleans	L, 1-5
at New Orleans	L, 1-3
Alabama	W, 2-1
Alabama	W, 4-3
Alabama	L, 2-4

## 1981 (23-30) • Coach Jack Lamabe

at Southern Miss	L, 4-5
at Southern Miss	L, 7-8
Nicholls State	W, 7-3
Nicholls State	W, 3-0
at Miss. State	L, 1-15
at Miss. State	L, 2-5
at Tulane	L, 4-8
Tulane	W, 4-3
at Nicholls State	L, 7-8
Navy	W, 3-2
Navy	L, 5-7
Navy	W, 10-9
South Alabama	W, 7-6
South Alabama	L, 15-18
Wisconsin	W, 16-4
Bellarmine	W, 8-6
Illinois-Chicago	W, 20-3
Illinois-Chicago	W, 6-1
Auburn	L, 3-4
Auburn	W, 2-1
at South Alabama	L, 4-6
at South Alabama	L, 3-6
Illinois-Chicago	W, 8-2
at Mississippi	W, 2-1
at Mississippi	L, 2-4
Tulane	W, 17-16
Cornell	W, 12-9
at Alabama	W, 5-1
at Alabama	L, 1-6
at Alabama	L, 0-8
New Orleans	L, 6-14
at New Orleans	L, 10-11
at Tulane	W, 22-9
at Jacksonville	W, 9-6
at Florida	L, 3-6
at Jacksonville	L, 1-6
at Jacksonville	L, 8-9
Miss. State	L, 1-11
Miss. State	L, 2-7
Miss. State	L, 4-12
at New Orleans	L, 1-6



## All-Time Results

Southern Miss.	L, 2-5
Southern Miss.	W, 9-5
at Auburn	L, 3-4
at Auburn	W, 3-2
at Auburn	L, 4-12
New Orleans	L, 10-13
Mississippi	L, 3-17
Mississippi	W, 11-8
Mississippi	W, 6-2
Alabama	W, 6-4
Alabama	L, 0-4
Alabama	L, 10-18

### 1982 (26-25) • Coach Jack Lamabe

at Southern Miss	L, 8-9
at Southern Miss	W, 10-5
Nicholls State	L, 2-4
Nicholls State	W, 12-1
Tulane	W, 13-3
Auburn	W, 4-2
Auburn	W, 11-0
St. Louis	W, 11-1
Navy	W, 5-1
Navy	W, 7-3
at Miss. State	L, 3-16
at Miss. State	W, 3-0
at Miss. State	W, 6-2
Southern Ill.	W, 13-9
Alabama-Birmingham	L, 8-14
Louisiana College	L, 5-7
Alabama	W, 4-3
Alabama	L, 1-3
Alabama	W, 10-9
Illinois-Chicago	W, 7-3
Illinois-Chicago	W, 8-2
Illinois-Chicago	W, 2-0
New Orleans	L, 1-8
at Nicholls State	L, 7-13
at Mississippi	L, 2-9
at Mississippi	L, 2-6
at Mississippi	L, 3-4
at Tulane	L, 3-8
at South Alabama	L, 5-6
at South Alabama	L, 5-19
at Auburn	L, 6-12
at Auburn	L, 12-13
at Auburn	L, 1-9
South Alabama	W, 9-4
South Alabama	W, 3-1
Miss. State	L, 1-2
Miss. State	W, 2-0
Miss. State	L, 4-6
Southern Miss	W, 4-3
at Alabama	W, 3-0
at Alabama	L, 2-7
at West Florida	W, 6-2
at West Florida	W, 9-3
at New Orleans	L, 5-6
at New Orleans	L, 2-4
Tulane	W, 6-1
at Tulane	L, 3-11
New Orleans	W, 10-4
Mississippi	W, 4-3
Mississippi	L, 0-3
Mississippi	L, 0-8

### 1983 (28-21) • Coach Jack Lamabe

McNeese State	W, 4-3
Nicholls State	L, 6-7
Nicholls State	W, 6-2
Northwestern State	W, 2-1

Northwestern State	L, 1-2
at Mississippi	W, 3-2
at Mississippi	W, 4-3
Navy	W, 8-4
at Tulane	L, 10-11
Miss. State	L, 4-10
Miss. State	W, 7-2
Miss. State	L, 6-13
at Nicholls State	L, 3-7
Louisiana Tech	L, 2-5
Southeastern La.	W, 7-2
at Alabama	L, 1-4
at Alabama	L, 0-17
Louisiana College	W, 6-2
Cleveland State	W, 7-1
at Auburn	L, 3-6
at Auburn	L, 4-5
at Florida State	W, 15-5
at Florida State	L, 4-10
Southern Miss.	W, 8-7
Southern Miss.	W, 9-4
at Tulane	W, 4-1
Mississippi	L, 1-5
Mississippi	W, 10-2
Mississippi	W, 11-5
Southeastern La.	W, 7-6
at New Orleans	W, 5-3
at Mississippi State	W, 5-2
at Mississippi State	L, 1-10
at Mississippi State	L, 8-16
at Southern Miss.	W, 19-8
at Southern Miss.	W, 13-1
at Southeastern La.	W, 4-3
Alabama	W, 8-7
Alabama	L, 3-10
Alabama	L, 5-10
Tulane	W, 9-8
Tulane	L, 3-7
Northeast La.	W, 3-1
Northeast La	W, 7-4
Auburn	W, 3-0
Auburn	L, 1-7
Auburn	W, 9-3
Florida State	L, 2-8
Florida State	L, 3-6

### 1984 (32-23) • Coach Skip Bertman

2/20 at Southern Miss.	W, 7-1
2/20 at Southern Miss	W, 8-7
2/22 McNeese State	W, 8-6
2/24 Southwestern La.	L, 9-10
2/27 Southern Miss.	W, 15-2
2/27 Southern Miss.	W, 6-1
2/28 Nicholls State	W, 5-4
3/1 Southeastern La.	W, 10-4
3/3 Auburn	L, 0-4
3/3 Auburn	W, 9-5
3/4 Auburn	W, 8-6
3/7 Northwestern State	W, 6-1
3/7 Northwestern State	W, 7-2
3/10 at Alabama	L, 1-10
3/10 at Alabama	L, 2-3
3/11 at Alabama	L, 3-11
3/13 Southern	W, 4-3
3/14 Lamar	L, 6-7
3/17 SW Missouri	W, 10-7
3/18 at Tulane	L, 5-6
3/20 New Orleans	W, 7-4
3/21 Louisiana College	W, 15-4
3/22 at McNeese State	L, 4-8
3/24 Miss. State	L, 2-4

3/24 Miss. State	W, 11-6
3/25 Miss. State	L, 4-10
3/28 at Louisiana Tech	L, 1-2
3/29 at Northeast La.	W, 6-5
3/31 at Mississippi	W, 1-0
3/31 at Mississippi	W, 7-1
4/1 at Mississippi	L, 5-6
4/4 at New Orleans	L, 5-6
4/5 New Orleans	L, 4-7
4/7 at Auburn	W, 11-4
4/7 at Auburn	L, 5-8
4/8 at Auburn	W, 6-4
4/10 at Nicholls State	W, 6-4
4/11 Tulane	L, 1-2
4/14 Alabama	L, 3-5
4/14 Alabama	W, 3-0
4/15 Alabama	W, 6-3
4/17 McNeese State	W, 2-0
4/17 McNeese State	W, 3-2
4/20 at Miami (Fla.)	L, 0-14
4/21 at Miami (Fla.)	L, 5-6
4/22 at Miami (Fla.)	W, 10-9
4/24 Centenary	W, 7-1
4/25 at New Orleans	L, 1-11
4/28 at Miss. State	L, 1-5
4/29 at Miss. State	L, 6-8
4/29 at Miss. State	L, 0-3
5/1 Southern	W, 13-9
5/5 Mississippi	W, 4-2
5/5 Mississippi	W, 7-2
5/6 Mississippi	W, 9-7

### 1985 (41-18) • Coach Skip Bertman

#### SEC Western Division Champions

#### NCAA Central Regional Participants

2/22 at Central Florida	W, 7-0
2/23 at Central Florida	L, 4-5
2/24 at Central Fla.	W, 9-8
3/2 Mississippi	W, 6-2
3/2 Mississippi	W, 14-2
3/3 Mississippi	W, 13-6
3/6 Southwestern La.	W, 9-4
3/7 Southeastern La.	W, 12-4
3/9 at Alabama	W, 9-7
3/9 at Alabama	L, 1-5
3/10 at Alabama	L, 3-8
3/12 Northwestern State	W, 13-9
3/13 New Orleans	W, 6-2
3/16 Miss. State	L, 0-7
3/16 Miss. State	W, 9-6
3/17 Miss. State	W, 7-4
3/22 Tulane	W, 10-4
3/23 New Orleans	W, 6-3
3/24 at Tulane	L, 7-8
3/26 Northeast La.	W, 10-2
3/26 Southern	W, 13-8
3/27 McNeese State	W, 11-10
3/29 Jackson State	W, 19-12
3/30 Auburn	W, 4-2
3/31 Auburn	W, 7-0
3/31 Auburn	W, 6-4
4/2 at McNeese State	L, 2-3
4/3 at Lamar	L, 2-4
4/4 at Southwestern La.	L, 5-6
4/6 at Mississippi	W, 10-8
4/6 at Mississippi	W, 6-0
4/7 at Mississippi	W, 7-2
4/8 Louisiana College	W, 12-6
4/9 at New Orleans	L, 2-4
4/10 McNeese State	W, 8-5
4/13 Alabama	W, 2-1

4/13 Alabama	W, 3-1
4/14 Alabama	W, 15-6
4/16 at Northwestern State	W, 12-3
4/17 at Centenary	W, 9-6
4/20 at Miss. State	L, 1-6
4/20 at Miss. State	L, 5-6
4/21 at Miss. State	L, 4-7
4/23 at Southeastern La.	L, 7-8
4/24 McNeese State	W, 6-5
4/26 North Texas State	W, 2-1
4/26 North Texas State	W, 6-5
4/27 North Texas State	W, 8-1
4/30 Southern	W, 7-4
5/1 Nicholls State	W, 12-2
5/1 Nicholls State	W, 10-3
5/2 Louisiana Tech	W, 5-1
5/4 at Auburn	W, 5-0
5/4 at Auburn	L, 4-5
5/5 at Auburn	W, 4-3

#### SEC TOURNAMENT - BATON ROUGE, LA.

5/10 Georgia	L, 6-8
5/11 Florida	L, 2-5

**NCAA CENTRAL REGIONAL - AUSTIN, TEXAS**

5/23 vs. Houston	L, 4-11
5/24 vs. Lamar	L, 3-4

### 1986 (55-14) • Coach Skip Bertman

#### SEC Champions

#### SEC Tournament Champions

#### NCAA South I Regional Champions

#### College World Series - 5th Place

2/18 Louisiana College	W, 8-0
2/19 New Orleans	W, 3-2
2/22 Arkansas	W, 8-7
2/23 Arkansas	L, 6-7
2/24 Southwestern La.	W, 4-0
2/26 vs. Southeastern La.	W, 17-4
3/1 at Florida	W, 9-1
3/1 at Florida	W, 18-4
3/2 at Florida	W, 12-5
3/4 Northeast La.	W, 14-6
3/6 Tulane	W, 12-1
3/8 Kentucky	W, 8-7
3/8 Kentucky	W, 5-1
3/9 Kentucky	W, 12-10
3/11 Southeastern La.	W, 15-3
3/14 Kansas State	W, 8-4
3/15 Missouri	W, 5-1
3/16 Southern	W, 7-5
3/18 New Orleans	W, 9-8
3/19 at Southwestern La.	W, 5-4
3/22 at Alabama	W, 6-5
3/23 at Alabama	W, 8-6
3/23 at Alabama	L, 4-5
3/25 at Northeast La.	W, 13-5
3/26 at Centenary	W, 9-5
3/27 at Stephen F. Austin	W, 10-7
3/29 Tennessee	W, 3-2
3/29 Tennessee	W, 3-2
3/30 Tennessee	W, 12-5
4/2 at Nicholls State	W, 8-3
4/2 at Nicholls State	L, 1-2
4/3 Northwestern State	W, 24-0
4/5 Mississippi	W, 9-6
4/5 Mississippi	L, 3-6
4/6 Mississippi	W, 10-1
4/8 Louisiana Tech	W, 4-3
4/9 Nicholls State	W, 14-4
4/12 at Miss. State	W, 4-0
4/12 at Miss. State	W, 4-0
4/13 at Miss. State	L, 5-6

4/15 Southwestern La.	W, 5-4
4/16 at New Orleans	L, 2-8
4/19 Georgia	W, 3-1
4/19 Georgia	L, 8-11
4/20 Georgia	W, 11-8
4/23 Southern	W, 18-5
4/24 at Tulane	W, 6-5
4/26 at Vanderbilt	W, 14-4
4/26 at Vanderbilt	W, 7-5
4/27 at Vanderbilt	L, 4-6
4/29 at New Orleans	L, 1-7
4/30 Centenary	W, 12-3
5/3 Auburn	W, 7-1
5/3 Auburn	W, 12-3
5/4 Auburn	W, 4-3

**SEC TOURNAMENT - BATON ROUGE, LA.**

5/9 Georgia	W, 10-6
5/10 Alabama	W, 10-7
5/11 Georgia	W, 8-4
5/17 Alabama	L, 1-5
5/17 Alabama	W, 4-2
5/18 Alabama	L, 2-8
5/19 at Florida State	L, 4-6

**NCAA SOUTH I REGIONAL - BATON ROUGE, LA.**

5/22 Jackson State	W, 14-11
5/23 Oklahoma	W, 8-5
5/24 Louisiana Tech	W, 7-4
5/25 Tulane	W, 7-6

**COLLEGE WORLD SERIES - OMAHA, NEB.**

5/30 vs. Loyola-Marymount	L, 3-4
6/1 vs. Maine	W, 8-4
6/5 vs. Miami, Fla.	L, 3-4

**1987 (49-19) • Coach Skip Bertman**  
**NCAA South II Regional Champions**  
**College World Series - 4th Place**

2/17 Louisiana College	W, 11-0
2/18 Louisiana College	W, 13-0
2/20 vs. Miami (Fla.)*	L, 2-7
2/21 vs. Florida*	W, 5-2
2/22 vs. Florida State*	L, 1-2
2/28 Wichita State	W, 14-6
3/1 Wichita State	W, 12-2
3/1 Wichita State	W, 9-3
3/4 Southern	W, 15-4
3/5 Southwestern La.	W, 7-4
3/9 Florida	W, 9-1
3/9 Florida	L, 3-5
3/14 at Kentucky	L, 2-7
3/14 at Kentucky	W, 8-4
3/15 at Kentucky	W, 5-0
3/18 Texas-Arlington	W, 17-2
3/18 Texas-Arlington	W, 4-3
3/19 Missouri	W, 8-5
3/20 Oral Roberts	W, 20-5
3/21 Oral Roberts	W, 14-4
3/22 McNeese State	W, 17-7
3/24 Nicholls State	W, 10-7
3/25 New Orleans	W, 8-7
3/26 Southeastern La.	W, 11-3
3/28 Alabama	L, 0-1
3/28 Alabama	W, 4-3
3/31 Northeast La.	W, 15-0
4/1 Centenary	W, 11-3
4/7 Southern	W, 15-4
4/8 at Tulane	W, 5-4
4/11 at Ole Miss	L, 0-4
4/11 at Ole Miss	L, 5-6
4/12 at Ole Miss	W, 6-3
4/14 at Centenary	W, 10-3

4/15 at Northeast La.	W, 9-3
4/16 at Louisiana Tech	L, 4-5
4/18 Miss. State	L, 4-5
4/18 Miss. State	W, 6-4
4/19 Miss. State	W, 6-5
4/20 Nicholls State	W, 10-5
4/21 Tulane	L, 7-9
4/22 Northwestern State	W, 11-0
4/22 Northwestern State	W, 8-7
4/25 at Georgia	L, 1-7
4/25 at Georgia	W, 12-3
4/26 at Georgia	L, 10-12
4/27 Southeastern La.	W, 14-4
4/29 at New Orleans	L, 1-3
5/1 at Nicholls State	W, 10-2
5/2 Vanderbilt	W, 1-0
5/2 Vanderbilt	L, 2-4
5/3 Vanderbilt	W, 11-8
5/9 at Auburn	W, 4-0
5/9 at Auburn	W, 6-1
5/10 at Auburn	L, 1-6

**SEC TOURNAMENT - ATHENS, GA.**

5/14 vs. Auburn	L, 8-9
5/15 vs. Georgia	W, 4-2
5/16 vs. Kentucky	W, 4-1
5/16 vs. Auburn	W, 4-2
5/17 vs. Miss. State	L, 3-13

**NCAA SOUTH II REGIONAL - NEW ORLEANS, LA.**

5/21 vs. Tulane	W, 5-3
5/22 vs. New Orleans	W, 14-1
5/23 vs. New Orleans	W, 3-0
5/24 vs. Cal State Fullerton	W, 7-3

**COLLEGE WORLD SERIES - OMAHA, NEB.**

5/29 vs. Florida State	W, 6-2
6/1 vs. Oklahoma State	L, 7-8
6/3 vs. Arkansas	W, 5-2
6/5 vs. Stanford	L, 5-6

\* Busch Challenge I (New Orleans, La.)

**1988 (39-21) • Coach Skip Bertman**

2/16 Southern	W, 21-1
2/21 vs. Florida State (at Orlando)	W, 9-4
2/23 Louisiana College	W, 9-2
2/24 McNeese State	W, 2-1
2/26 Mercer	W, 15-6
2/27 Mercer	W, 8-4
2/28 Mercer	W, 6-1
3/1 Centenary	W, 7-3
3/4 Rice	W, 13-3
3/5 Tennessee	W, 2-1
3/5 Tennessee	W, 4-2
3/6 Tennessee	W, 6-5
3/12 at Florida	L, 3-4
3/12 at Florida	W, 4-0
3/13 at Florida	L, 4-5
3/17 at Southeastern La.	L, 8-9
3/19 Kentucky	W, 3-1
3/19 Kentucky	W, 2-1
3/20 Kentucky	L, 1-3
3/22 at Nicholls State	L, 7-11
3/23 New Orleans	W, 4-1
3/25 vs. Cal State-Fullerton *	L, 2-7
3/26 vs. Southern California*	W, 11-7
3/27 vs. UCLA*	W, 7-1
3/30 at Wichita State	L, 3-5
3/30 at Wichita State	L, 3-5
3/31 at Wichita State	L, 0-13
4/2 at Alabama	W, 3-1
4/2 at Alabama	W, 6-1
4/3 at Alabama	W, 7-3
4/6 Northeast La.	W, 8-7

4/7 at Tulane	W, 7-5
4/9 Ole Miss	W, 5-4
4/9 Ole Miss	W, 11-2
4/10 Ole Miss	W, 15-13
4/13 Tulane	W, 11-1
4/14 Southeastern La.	W, 14-11
4/16 at Miss. State	L, 3-4
4/16 at Miss. State	W, 4-2
4/17 at Miss. State	L, 0-1
4/19 Nicholls State	W, 9-2
4/20 at New Orleans	W, 6-2
4/21 Stephen F. Austin	W, 14-7
4/23 Georgia	W, 12-6
4/23 Georgia	L, 2-4
4/24 Georgia	W, 9-8
4/26 Northwestern La.	W, 11-2
4/26 Northwestern La.	L, 4-5
4/27 at McNeese State	L, 5-6
4/30 at Vanderbilt	L, 4-5
4/30 at Vanderbilt	L, 2-3
5/1 at Vanderbilt	W, 5-1
5/7 Auburn	L, 1-2
5/7 Auburn	L, 1-8
5/8 Auburn	L, 8-10

**SEC TOURNAMENT - STARKVILLE, MISS.**

5/12 vs. Kentucky	L, 7-9
5/13 vs. Georgia	W, 7-3
5/14 vs. Florida	L, 2-7
5/19 Southern	W, 13-4
5/20 Southern	W, 10-7

\* Busch Challenge II (New Orleans, La.)

**1989 (55-17) • Coach Skip Bertman****NCAA Central Regional Champions****College World Series - 3rd Place**

2/11 Texas Christian	W, 8-2
2/12 Texas Christian	W, 10-5
2/14 Southern Miss	W, 10-1
2/17 Mercer	W, 7-4
2/18 Mercer	W, 8-7
2/19 Mercer	W, 12-7
2/21 Louisiana College	W, 10-3
2/24 vs. Oklahoma State *	W, 6-0
2/25 vs. Oral Roberts *	W, 10-7
2/26 vs. Oklahoma *	L, 7-9 (11)
2/28 Southern	W, 19-6
3/1 at Southern	W, 5-0
3/4 at Tennessee	W, 7-0
3/4 at Tennessee	L, 1-5
3/5 at Tennessee	W, 9-3
3/8 New Orleans	W, 7-1
3/11 Florida	W, 10-0
3/12 Florida	W, 8-7
3/12 Florida	W, 2-1
3/14 George Washington	W, 8-3
3/15 St. John's	W, 11-8
3/16 St. John's	W, 12-5
3/18 at Kentucky	W, 11-7 (11)
3/19 at Kentucky	W, 15-0
3/19 at Kentucky	L, 9-12
3/23 Northwestern State	W, 6-5
3/24 Stephen F. Austin	W, 8-3
3/25 Stephen F. Austin	W, 14-1
3/26 at Tulane	W, 4-3
3/28 at Southwestern La.	W, 4-1
3/30 Tulane	W, 4-3 (13)
4/1 Alabama	W, 13-6
4/1 Alabama	W, 14-6
4/2 Alabama	W, 12-1
4/5 Southern	W, 9-4
4/8 at Ole Miss	W, 11-5

4/8 at Ole Miss	W, 4-1
4/9 at Ole Miss	L, 1-2
4/11 Southeastern La.	W, 3-1
4/12 Nicholls State	L, 4-7
4/15 Mississippi State	L, 3-4
4/15 Mississippi State	L, 3-4 (8)
4/16 Mississippi State	W, 19-9
4/19 Southwestern La.	L, 6-9
4/20 at Northwestern St.	W, 14-6
4/22 at Georgia	W, 4-3 (10)
4/22 at Georgia	W, 7-1
4/23 at Georgia	L, 2-4
4/25 Northeast La.	W, 7-6
4/26 at New Orleans	W, 5-1
4/29 Vanderbilt	W, 8-4
4/29 Vanderbilt	W, 12-10
4/30 Vanderbilt	L, 2-9
5/6 at Auburn	L, 8-12
5/6 at Auburn	L, 0-1
5/7 at Auburn	W, 8-1

**SEC TOURNAMENT - GAINESVILLE, FLA.**

5/11 vs. Georgia	W, 6-3
5/12 vs. Florida	L, 6-8
5/13 vs. Auburn	L, 5-8

5/19 Louisiana Tech	W, 17-2
5/20 Louisiana Tech	W, 7-1
5/21 Louisiana Tech	W, 8-5

**NCAA CENTRAL REGIONAL -****COLLEGE STATION, TEXAS**

5/25 vs. UNLV	W, 12-10
5/26 vs. South Alabama	L, 4-6
5/27 vs. UNLV	W, 13-8
5/27 vs. South Alabama	W, 6-5
5/28 at Texas A&M	W, 13-5
5/28 at Texas A&M	W, 5-4 (11)

**COLLEGE WORLD SERIES - OMAHA, NEB.**

6/3 vs. Miami (Fla.)	L, 2-5
6/5 vs. Long Beach State	W, 8-5
6/6 vs. Miami (Fla.)	W, 6-3
6/8 vs. Texas	L, 7-12

\* Busch Challenge III (New Orleans, La.)

**1990 (54-19) • Coach Skip Bertman****SEC Champions****SEC Tournament Co-Champions****NCAA South I Regional Champions****College World Series - 3rd Place**

2/9 vs. Wichita State#	L, 6-13
2/11 vs. North Carolina#	W, 8-5
2/13 Louisiana Tech	W, 15-3
2/16 vs. Mississippi State*	W, 7-6
2/17 vs. Mississippi*	W, 7-5
2/18 vs. Southern Miss*	L, 1-5
2/20 Southern	W, 17-5
2/24 at Rice	L, 11-12
2/25 at Rice	W, 13-1
2/28 at Southern Miss	W, 10-2
3/2 at Texas A&M	L, 2-4
3/3 at Texas A&M	L, 2-5
3/3 at Texas A&M	W, 5-2
3/6 Southern	W, 14-1
3/7 New Orleans	W, 10-3
3/10 Kansas	W, 10-1
3/10 Kansas	W, 9-3
3/11 Kansas	W, 8-2
3/13 St. Louis	W, 20-2
3/14 Evansville	W, 28-8
3/17 at Mississippi State	W, 6-5
3/17 at Mississippi State	L, 1-2
3/18 at Mississippi State	L, 9-10 (13)



All-Time Results

3/20 Nicholls State	W, 4-3
3/21 at McNeese State	W, 13-1
3/24 Mississippi	W, 10-7
3/24 Mississippi	W, 10-2
3/25 Mississippi	W, 6-0
3/27 at Southeastern La.	W, 8-1
3/31 Auburn	W, 12-6
3/31 Auburn	L, 5-6
4/1 Auburn	L, 7-17
4/3 Southeastern La.	W, 16-0
4/4 at Nicholls State	W, 8-6
4/7 at Florida	W, 6-3
4/7 at Florida	L, 6-7
4/8 at Florida	W, 5-3
4/11 Stephen F. Austin	W, 4-3
4/11 Stephen F. Austin	W, 7-2
4/14 Tennessee	W, 13-2
4/14 Tennessee	W, 2-0
4/15 Tennessee	W, 9-3
4/17 McNeese State	L, 1-4
4/18 at Tulane	L, 7-14
4/19 Northwestern St.	W, 16-6
4/21 Kentucky	W, 8-1
4/21 Kentucky	W, 9-0
4/22 Kentucky	W, 9-3
4/24 Northeast La.	L, 4-5 (11)
4/25 at New Orleans	W, 6-4
4/28 at Alabama	W, 7-4
4/28 at Alabama	L, 5-12
4/29 at Alabama	W, 8-5
5/5 at Vanderbilt	W, 7-5
5/5 at Vanderbilt	L, 3-4
5/6 at Vanderbilt	W, 7-3
5/12 Georgia	W, 11-2
5/12 Georgia	W, 5-2
5/13 Georgia	W, 8-5
<b>SEC TOURNAMENT - HOOVER, ALA.</b>	
5/17 vs. Florida	W, 6-4
5/18 vs. Mississippi State	W, 17-8
5/19 vs. Vanderbilt	W, 13-5
5/20 vs. Mississippi State	L, 1-3
<b>NCAA SOUTH I REGIONAL - BATON ROUGE, LA.</b>	
5/24 Southwestern La.	W, 8-0
5/25 Georgia Tech	W, 11-5
5/26 Southern California	L, 4-5
5/26 Houston	W, 6-4
5/27 Southern California	W, 5-4
5/28 Southern California	W, 7-6
<b>COLLEGE WORLD SERIES - OMAHA, NEB.</b>	
6/2 vs. The Citadel	W, 8-2
6/4 vs. Oklahoma State	L, 1-7
6/5 vs. The Citadel	W, 6-1
6/7 vs. Oklahoma State	L, 3-14
 # ABCA Hall of Fame Tournament (Orlando, Fla.)	
* Busch Challenge IV (New Orleans, La.)	
 <b>1991 (55-18) • Coach Skip Bertman</b>	
<b>SEC Champions</b>	
<b>NCAA South Regional Champions</b>	
<b>NCAA National Champions</b>	
2/9 Mississippi State#	W, 6-4
2/10 Oklahoma State#	W, 6-0
2/12 Louisiana Tech	W, 10-3
2/15 Stephen F. Austin	W, 5-0
2/15 Stephen F. Austin	W, 14-3
2/16 Stephen F. Austin	W, 9-0
2/22 Texas A&M	L, 1-3
2/23 Texas A&M	W, 13-8
2/23 Texas A&M	W, 5-0
2/26 Southeastern La.	W, 8-3

2/27 Southern	W, 8-1
3/1 vs. Miami (Fla.)*	W, 4-3
3/2 vs. Florida*	W, 6-5
3/3 vs. Florida State*	L, 0-8
3/4 Northwestern State	L, 3-7
3/5 Tulane	L, 6-7
3/6 New Orleans	W, 7-5
3/8 at Nevada-Las Vegas	W, 14-4
3/9 at Nevada-Las Vegas	L, 1-5
3/9 at Nevada-Las Vegas	W, 9-4
3/12 Notre Dame	L, 3-6
3/13 St. Louis	W, 6-4
3/17 Mississippi State	W, 4-2
3/17 Mississippi State	W, 6-5 (8)
3/19 at Southern	W, 5-2
3/20 at Tulane	L, 1-5
3/23 at Mississippi	W, 4-0
3/23 at Mississippi	W, 3-2
3/24 at Mississippi	W, 7-3
3/26 Louisiana College	W, 2-1
3/27 Jackson State	W, 14-4
3/30 at Auburn	W, 6-2
3/30 at Auburn	W, 8-3
3/31 at Auburn	W, 13-8
4/2 McNeese State	L, 3-6
4/3 Nicholls State	W, 6-5
4/6 Florida	W, 6-5 (10)
4/6 Florida	W, 5-3
4/7 Florida	W, 12-6
4/9 at Northwestern St.	W, 7-3
4/10 at Louisiana Tech	W, 13-6
4/13 at Tennessee	L, 3-5
4/13 at Tennessee	L, 5-6
4/14 at Tennessee	W, 11-4
4/16 Centenary	W, 15-2
4/17 at New Orleans	W, 5-2
4/20 at Kentucky	L, 7-17
4/20 at Kentucky	L, 7-11
4/21 at Kentucky	L, 3-7
4/24 Northeast La.	W, 12-3
4/25 Southeastern La.	L, 2-15
4/27 Alabama	W, 15-4
4/27 Alabama	L, 6-8
4/28 Alabama	W, 11-6
5/4 Vanderbilt	W, 21-5
5/4 Vanderbilt	W, 8-5
5/5 Vanderbilt	L, 6-11
5/11 at Georgia	W, 10-4
5/11 at Georgia	W, 5-0
5/12 at Georgia	W, 16-7
<b>SEC TOURNAMENT - BATON ROUGE, LA.</b>	
5/16 Kentucky	W, 8-7
5/18 Mississippi State	W, 8-2
5/18 Florida	L, 1-7
5/19 Mississippi State	W, 9-4
5/19 Florida	L, 4-8
<b>NCAA SOUTH REGIONAL - BATON ROUGE, LA.</b>	
5/24 Northwestern St.	W, 13-2
5/26 Oklahoma	W, 4-3
5/27 Texas A&M	W, 7-1
5/28 Southwestern La.	W, 8-5
<b>COLLEGE WORLD SERIES - OMAHA, NEB.</b>	
5/31 vs. Florida	W, 8-1
6/2 vs. Fresno State	W, 15-3
6/5 vs. Florida	W, 19-8
6/8 vs. Wichita State	W, 6-3
 # ABCA Hall of Fame Tournament (Baton Rouge, La.)	
* Busch Challenge V (New Orleans, La.)	

<b>1992 (50-16) • Coach Skip Bertman</b>	
<b>SEC Champions</b>	
<b>SEC Tournament Champions</b>	
<b>NCAA South I Regional Participants</b>	
2/14 Nevada-Las Vegas	W, 3-1
2/15 Nevada-Las Vegas	W, 12-9
2/16 Nevada-Las Vegas	W, 8-3
2/19 Northwestern St.	W, 7-6 (11)
2/21 vs. Georgia Tech*	W, 3-2
2/22 vs. Georgia*	L, 1-9
2/23 vs. Ga. Southern*	W, 20-7
2/27 Southeastern La.	W, 6-2
2/28 Maine	L, 5-12
2/29 Maine	W, 8-5
3/1 Maine	W, 10-5
3/6 Stephen F. Austin	W, 21-1
3/7 Stephen F. Austin	W, 16-2
3/7 Stephen F. Austin	W, 12-2
3/10 Centenary	W, 22-3
3/11 at Tulane	W, 7-0
3/14 at Louisiana College	W, 23-2
3/17 George Washington	W, 22-9
3/18 George Washington	L, 5-8
3/21 at South Carolina	W, 4-1
3/21 at South Carolina	W, 3-1
3/22 at South Carolina	W, 5-0
3/24 at Central Florida	W, 5-2
3/28 Tennessee	W, 3-1
3/28 Tennessee	L, 2-9
3/29 Tennessee	W, 13-7
4/1 New Orleans	W, 14-7
4/2 Southern	W, 12-3
4/4 at Florida	L, 4-5
4/4 at Florida	W, 2-0
4/5 at Florida	W, 5-3
4/7 Northeast La.	W, 6-5 (10)
4/8 Tulane	L, 2-6
4/11 Mississippi	W, 10-3
4/11 Mississippi	W, 5-3
4/12 Mississippi	L, 3-5
4/14 McNeese State	W, 14-2
4/15 at New Orleans	L, 5-9
4/18 Arkansas	W, 12-2
4/18 Arkansas	W, 12-4
4/19 Arkansas	W, 8-4
4/21 at Southeastern La.	W, 14-4
4/22 at Nicholls State	L, 1-4
4/25 at Alabama	W, 10-0
4/25 at Alabama	W, 8-7
4/26 at Alabama	L, 5-7
4/28 Louisiana College	W, 7-3
4/30 at Northeast La.	W, 10-2
5/2 at Auburn	W, 2-1
5/2 at Auburn	L, 2-4
5/3 at Auburn	L, 3-4
5/5 Nicholls State	W, 15-8
5/6 Southwestern La.	L, 0-5
5/9 Mississippi State	W, 8-3
5/9 Mississippi State	W, 5-3
5/10 Mississippi State	W, 5-3
<b>SEC TOURNAMENT - NEW ORLEANS, LA.</b>	
5/13 vs. Vanderbilt	W, 7-2
5/14 vs. Arkansas	W, 8-1
5/15 vs. Florida	L, 1-3
5/16 vs. Georgia	W, 5-3
5/17 vs. South Carolina	W, 6-3
5/17 vs. Florida	W, 12-1

<b>NCAA SOUTH I REGIONAL - BATON ROUGE, LA.</b>	
5/21 Providence	W, 8-1
5/22 Ohio State	L, 0-5
5/23 Tulane	W, 7-3
5/23 Cal State Fullerton	L, 0-11
* Busch Challenge VI (New Orleans, La.)	
 <b>1993 (53-17-1) • Coach Skip Bertman</b>	
<b>SEC Champions</b>	
<b>SEC Western Division Tournament Champions</b>	
<b>NCAA South Regional Champions</b>	
<b>NCAA National Champions</b>	
2/22 Northwestern State	W, 8-3
2/24 Centenary	W, 19-0
2/26 vs. Mississippi State *	L, 4-7
2/27 vs. Southern Miss *	W, 8-4
2/28 vs. Ole Miss *	L, 4-6
3/3 Lamar	L, 3-9
3/6 Central Florida	W, 12-0
3/7 Central Florida	W, 14-4
3/9 at Tulane	W, 14-7
3/10 Indiana State	W, 10-0
3/11 Indiana State	W, 8-1
3/13 Michigan	W, 6-2
3/14 Michigan	W, 9-8
3/17 Nicholls State	W, 7-5
3/19 New Mexico	W, 9-3
3/21 New Mexico	W, 14-1
3/21 New Mexico	W, 8-5
3/23 at Arkansas State	W, 9-0
3/24 at Arkansas State	L, 7-10
3/27 South Carolina	W, 10-3
3/27 South Carolina	W, 6-1
3/28 South Carolina	T, 9-9 (10)
3/29 Louisiana College	W, 10-3
3/30 Southern	W, 10-8
3/31 at New Orleans	W, 13-8
4/3 at Tennessee	L, 1-8
4/3 at Tennessee	W, 4-1
4/4 at Tennessee	L, 2-6
4/6 at Northwestern State	L, 5-6
4/10 Florida	L, 1-2
4/10 Florida	W, 11-3
4/11 Florida	W, 16-2
4/12 Southeastern La.	W, 8-7
4/13 McNeese State	W, 15-11
4/17 at Ole Miss	W, 8-0
4/17 at Ole Miss	W, 2-1
4/18 at Ole Miss	W, 6-5 (10)
4/19 Southeastern La.	W, 9-1
4/20 at Southern	W, 8-7
4/21 at McNeese State	L, 3-5
4/24 at Arkansas	W, 3-0
4/24 at Arkansas	W, 4-2 (8)
4/25 at Arkansas	W, 8-2
4/26 Tulane	W, 6-3
4/27 New Orleans	W, 12-9
4/28 Southwestern La.	L, 9-10
5/2 Alabama	L, 1-3
5/4 Centenary @	W, 18-3
5/8 Auburn	W, 21-2
5/8 Auburn	L, 8-9 (8)
5/9 Auburn	L, 2-9
5/12 Arkansas State	W, 9-1
5/13 Arkansas State	W, 14-4
5/15 at Mississippi State	L, 3-4
5/15 at Mississippi State	W, 3-2 (8)
5/16 at Mississippi State	W, 13-7
<b>SEC DIVISION TOURNAMENT - BATON ROUGE, LA.</b>	
5/20 Ole Miss	W, 6-1

5/21 Mississippi State	L, 3-5
5/22 Arkansas	W, 13-7
5/22 Auburn	W, 16-5
5/23 Mississippi State	W, 7-3
<b>NCAA SOUTH REGIONAL - BATON ROUGE, LA.</b>	
5/27 Western Carolina	W, 7-2
5/28 Kent State	L, 12-15
5/29 Baylor	W, 13-6
5/29 South Alabama	W, 11-4
5/30 South Alabama	W, 9-4
<b>COLLEGE WORLD SERIES - OMAHA, NEB.</b>	
6/4 vs. Long Beach State	W, 7-1
6/6 vs. Texas A&M	W, 13-8
6/9 vs. Long Beach State	L, 8-10
6/11 vs. Long Beach State	W, 6-5
6/12 vs. Wichita State	W, 8-0

\* Winn-Dixie Showdown (New Orleans, La.)

@ at Fair Grounds Field (Shreveport, La.)

#### 1994 (46-20) • Coach Skip Bertman

##### SEC Western Division Champions

##### SEC Western Division Tournament Champions

##### NCAA South Regional Champions

##### College World Series - 7th Place

2/18 vs. Auburn *	L, 1-3
2/19 vs. South Alabama *	L, 3-5
2/20 vs. Alabama *	W, 3-0
2/22 Northwestern State	W, 11-5
2/26 at Houston	W, 8-5
2/27 at Houston	W, 7-2
3/3 at Tulane	L, 8-10
3/4 UAB	W, 11-5
3/5 UAB	W, 6-5
3/6 UAB	W, 17-6
3/8 Southeastern La.	W, 11-10
3/11 at Texas	W, 9-6
3/12 at Texas	L, 7-9
3/13 at Texas	L, 1-7
3/15 Louisiana College	L, 5-7
3/16 New Orleans	W, 4-3
3/18 Texas Christian	W, 13-6
3/19 Texas Christian	W, 15-10
3/20 Texas Christian	W, 16-8
3/22 Arkansas State	W, 16-1
3/23 Arkansas State	W, 8-2
3/25 Vanderbilt	W, 10-4
3/26 Vanderbilt	W, 16-7
3/27 Vanderbilt	W, 4-3
3/30 at Lamar	L, 3-4
4/1 at Georgia	W, 14-11
4/2 at Georgia	W, 7-3
4/3 at Georgia	W, 12-6
4/4 Southern	W, 11-2
4/5 Nicholls State	W, 12-4
4/6 at Southwestern La.	L, 8-11
4/8 at Kentucky	L, 6-9
4/9 at Kentucky	L, 3-13
4/12 McNeese State	L, 3-4
4/13 at New Orleans	W, 9-1
4/14 Tulane	L, 2-4
4/16 Ole Miss	W, 5-4
4/16 Ole Miss	W, 5-2
4/17 Ole Miss	W, 3-2
4/19 at Southeastern La.	W, 14-8
4/20 Centenary	W, 10-4
4/23 Arkansas	W, 11-3
4/23 Arkansas	W, 16-4
4/24 Arkansas	L, 5-6
4/26 at Nicholls State	L, 2-3 (13)
4/28 Southwestern La.	L, 8-9

4/29 at Alabama	W, 13-7
4/30 at Alabama	W, 10-6
5/1 at Alabama	L, 5-7
5/3 South Alabama	W, 8-4
5/6 at Auburn	W, 13-6 (10)
5/7 at Auburn	W, 4-3
5/8 at Auburn	W, 4-3
5/13 Mississippi State	W, 3-0
5/14 Mississippi State	L, 4-7
5/15 Mississippi State	L, 1-9

##### SEC DIVISION TOURNAMENT -

##### OXFORD, MISS.

5/19 vs. Alabama	W, 3-2
5/20 vs. Arkansas	W, 6-4
5/21 vs. Auburn	W, 3-2
5/22 vs. Auburn	W, 5-4
<b>NCAA SOUTH REGIONAL - BATON ROUGE, LA.</b>	
5/26 Southeastern La.	W, 10-6
5/27 Fresno State	W, 6-2
5/28 Southern California	W, 6-2
5/29 Southern California	W, 12-10

##### COLLEGE WORLD SERIES - OMAHA, NEB.

6/3 vs. Florida State	L, 3-6
6/5 vs. Cal State Fullerton	L, 6-20

\* Winn-Dixie Showdown (New Orleans, La.)

#### 1995 (47-18) • Coach Skip Bertman

##### NCAA South Regional Participants

2/17 vs. Lamar *	W, 10-6
2/18 vs. Houston *	L, 3-4
2/19 vs. Texas A&M *	W, 7-6
2/21 Northwestern St.	W, 16-5
2/22 Centenary	W, 3-0
2/25 Houston	W, 14-3
2/26 Houston	W, 13-6
3/3 vs. Florida State #	W, 6-2
3/4 vs. Michigan #	W, 11-9
3/5 at Minnesota #	W, 14-2
3/8 Tulane	W, 1-0
3/9 Southern	W, 5-1
3/10 Maine	W, 6-1
3/11 Maine	W, 12-2
3/12 Maine	W, 9-2
3/15 New Orleans	W, 3-1
3/17 South Florida	W, 6-0
3/18 South Florida	L, 4-6
3/19 South Florida	L, 5-7
3/21 at Centenary	W, 7-4
3/22 at Northwestern St.	W, 8-7 (10)
3/24 at Vanderbilt	W, 9-1
3/25 at Vanderbilt	L, 4-6
3/26 at Vanderbilt	W, 14-3
3/27 Louisiana College	W, 5-1
3/31 Georgia	W, 8-2
4/1 Georgia	W, 11-5
4/2 Georgia	W, 7-4 (12)
4/5 at SW Louisiana	W, 9-3
4/7 Kentucky	W, 11-0
4/8 Kentucky	W, 16-7
4/9 Kentucky	W, 6-5
4/11 McNeese State	W, 10-1
4/12 at Tulane	W, 3-2
4/14 at Ole Miss	L, 0-6
4/15 at Ole Miss	W, 2-1
4/16 at Ole Miss	L, 2-6
4/18 at Southern	W, 14-9
4/19 Northeast Louisiana	W, 12-11
4/21 at Arkansas	W, 10-3
4/23 at Arkansas	W, 13-7
4/23 at Arkansas	L, 3-5

4/25 Loyola-New Orleans	W, 7-1
4/26 SW Louisiana	W, 12-2
4/27 at New Orleans	L, 2-4
4/28 Alabama	L, 0-4
4/29 Alabama	L, 6-7 (11)
4/30 Alabama	W, 8-6
5/1 SE Louisiana	W, 7-3
5/2 Nicholls State	W, 9-1
5/5 Auburn	L, 7-19
5/6 Auburn	W, 11-6
5/7 Auburn	L, 11-12
5/12 at Mississippi State	L, 3-6
5/13 at Mississippi State	L, 10-12
5/14 at Mississippi State	W, 6-4

##### SEC DIVISION TOURNAMENT -

##### STARKVILLE, MISS.

5/18 vs. Alabama	L, 8-9
5/19 vs. Mississippi St.	W, 14-6
5/20 vs. Auburn	W, 7-5
5/21 vs. Arkansas	W, 7-6
5/21 vs. Alabama	L, 8-9

##### NCAA SOUTH REGIONAL - BATON ROUGE, LA.

5/25 Central Michigan	W, 5-3
5/26 Rice	L, 7-15
5/27 Central Michigan	W, 10-5
5/27 Rice	L, 9-16

\* Winn-Dixie Showdown (New Orleans, La.)

# Hormel Foods Classic (Minneapolis, Minn.)

#### 1996 (52-15) • Coach Skip Bertman

##### SEC Champions

##### NCAA South II Regional Champions

##### NCAA National Champions

2/16 Western Kentucky	W, 9-0
2/17 Western Kentucky	W, 18-0
2/18 Western Kentucky	W, 18-1
2/20 Centenary	W, 6-1
2/23 vs. Southern Miss *	W, 7-4
2/24 vs. Ole Miss *	W, 9-7
2/25 vs. Mississippi St. *	W, 8-4
2/27 Tulane	W, 10-0
3/1 Louisiana Tech	W, 6-1
3/2 Duquesne	W, 14-7
3/3 Duquesne	W, 9-5
3/6 Loyola-New Orleans	W, 22-2
3/9 at Vanderbilt	W, 15-0
3/10 at Vanderbilt	L, 2-3 (7)
3/10 at Vanderbilt	W, 14-4 (7)
3/12 Dayton	W, 15-2
3/13 Dayton	L, 6-7
3/15 Georgia	W, 14-4
3/16 Georgia	W, 12-5
3/17 Georgia	W, 23-5
3/19 New Orleans	W, 16-8
3/20 Northeast La.	W, 10-0
3/22 at Florida	L, 6-7 (16)
3/23 at Florida	L, 5-9
3/24 at Florida	L, 1-2
3/26 Southern	W, 19-0
3/27 McNeese State	W, 16-0
3/29 Tennessee	W, 9-2
3/30 Tennessee	W, 5-3
3/31 Tennessee	W, 9-1
4/1 at Tulane	W, 3-1
4/2 Northwestern State	L, 5-10
4/3 Northwestern State	L, 5-6
4/5 at South Carolina	W, 15-2
4/7 at South Carolina	L, 0-2 (7)
4/7 at South Carolina	W, 4-2 (7)
4/9 at Southestern La.	W, 5-2

4/10 Nicholls State	W, 14-0
4/12 at Ole Miss	W, 6-5 (13)
4/13 at Ole Miss	W, 10-1
4/14 at Ole Miss	W, 9-2
4/16 Southeastern La.	W, 7-4
4/19 Arkansas	L, 2-3
4/20 Arkansas	W, 11-4
4/21 Arkansas	W, 9-4
4/23 at New Orleans	W, 8-4
4/24 Louisiana College	W, 20-0
4/26 Alabama	W, 8-6
4/27 Alabama	L, 4-17
4/28 Alabama	L, 5-12
5/3 at Auburn	W, 14-2
5/4 at Auburn	W, 6-0
5/5 at Auburn	L, 3-7
5/10 Mississippi St.	W, 8-7 (10)
5/11 Mississippi St.	W, 17-9
5/12 Mississippi St.	L, 10-11

##### SEC TOURNAMENT - HOOVER, ALA.

5/16 vs. Tennessee	W, 3-1
5/17 vs. Florida	L, 2-6
5/18 vs. Kentucky	L, 11-12
<b>NCAA SOUTH II REGIONAL - BATON ROUGE, LA.</b>	
5/23 Austin Peay	W, 9-3
5/24 UNLV	W, 7-6
5/25 New Orleans	W, 17-4
5/26 Georgia Tech	W, 29-13

##### COLLEGE WORLD SERIES - OMAHA, NEB.

6/1 vs. Wichita State	W, 9-8
6/3 vs. Florida	W, 9-4
6/6 vs. Florida	W, 2-1
6/8 vs. Miami (Fla.)	W, 9-8

\* Winn-Dixie Showdown (New Orleans, La.)

#### 1997 (57-13) • Coach Skip Bertman

##### SEC Champions

##### NCAA South I Regional Champions

##### NCAA National Champions

2/15 Baylor	W, 13-2
2/15 Baylor	W, 11-5
2/16 Baylor	W, 8-3
2/18 Centenary	W, 9-2
2/19 Southern	W, 16-2
2/21 vs. North Carolina *	W, 11-4
2/22 vs. N.C. State *	W, 3-2
2/23 vs. Duke *	W, 9-8
2/28 VCU	W, 15-2
3/1 VCU	W, 22-0
3/2 VCU	W, 6-4 (7)
3/4 Tulane	W, 8-5
3/5 Southern	W, 12-1
3/7 Vanderbilt	W, 19-5
3/8 Vanderbilt	W, 8-7
3/9 Vanderbilt	W, 7-3
3/11 Louisiana Tech	W, 8-2
3/12 Louisiana College	W, 14-7
3/14 at Georgia	W, 6-5 (10)
3/15 at Georgia	L, 9-11
3/16 at Georgia	W, 7-3
3/18 at New Orleans	L, 4-6
3/21 Florida	W, 11-3
3/22 Florida	W, 13-10
3/23 Florida	W, 9-5
3/25 at Louisiana Tech	W, 13-1
3/26 at Northeast La.	L, 2-6
3/28 at Tennessee	W, 12-3
3/29 at Tennessee	W, 7-2
3/30 at Tennessee	W, 8-6 (11)
4/1 Nicholls State	W, 13-5



All-Time Results

4/2 McNeese State	W, 9-6
4/4 South Carolina	W, 9-8
4/5 South Carolina	L, 7-8
4/6 South Carolina	W, 11-10 (7)
4/8 at Tulane	W, 12-2
4/9 Northeast La.	W, 12-4
4/12 at Miss. State	L, 6-9
4/12 at Miss. State	W, 20-12
4/13 at Miss. State	L, 1-4
4/15 SW Louisiana	L, 8-10
4/16 Southeastern La.	W, 11-4
4/18 Ole Miss	W, 7-1
4/19 Ole Miss	W, 6-4
4/20 Ole Miss	W, 11-4
4/22 New Orleans	L, 8-11
4/23 Northwestern St.	W, 11-5
4/25 Auburn	W, 7-1
4/26 Auburn	W, 8-0
4/29 Southern	W, 11-1
5/2 at Arkansas	W, 13-8
5/3 at Arkansas	W, 11-5
5/4 at Arkansas	L, 1-16
5/9 at Alabama	L, 4-6
5/10 at Alabama	L, 2-28
5/11 at Alabama	W, 6-4
<b>SEC TOURNAMENT - COLUMBUS, GA.</b>	
5/15 vs. Auburn	W, 5-2
5/16 vs. Tennessee	W, 12-5
5/17 vs. Alabama	W, 12-7
5/18 vs. Alabama	L, 2-12
<b>NCAA SOUTH I REGIONAL - BATON ROUGE, LA.</b>	
5/22 UNC-Greensboro	W, 14-0
5/23 Oklahoma	W, 14-3
5/24 South Alabama	L, 5-11
5/25 Long Beach St.	W, 14-7 (11)
5/26 South Alabama	W, 14-4
5/26 South Alabama	W, 15-4
<b>COLLEGE WORLD SERIES - OMAHA, NEB.</b>	
5/30 vs. Rice	W, 5-4
6/1 vs. Stanford	W, 10-5
6/4 vs. Stanford	W, 13-9
6/7 vs. Alabama	W, 13-6

\* Winn-Dixie Showdown (New Orleans, La.)

1998 (48-19) • Coach Skip Bertman

SEC Western Division Champions

NCAA South II Regional Champions

College World Series - 3rd Place

2/13 SW Louisiana	W, 11-7
2/14 SW Louisiana	W, 15-0
2/17 LSU-Shreveport	W, 16-5
2/18 SW Louisiana	L, 4-7
2/20 at Texas	L, 1-5
2/21 at Texas	W, 12-9
2/22 at Texas	L, 5-7 (8)
2/24 Northeast La.	W, 9-8 (12)
2/25 Louisiana College	W, 7-2
2/27 vs. Mississippi St. *	L, 3-11
2/28 vs. Arkansas *	L, 5-6 (10)
3/1 vs. Southern Miss *	W, 16-4 (8)
3/3 Tulane	W, 10-9
3/4 Southern	W, 26-0
3/6 Georgia	W, 4-1
3/7 Georgia	W, 14-1 (7)
3/8 Georgia	W, 14-9
3/10 Louisiana Tech	W, 8-1
3/11 McNeese State	W, 4-3
3/13 at Auburn	W, 11-8 (12)
3/14 at Auburn	L, 7-14
3/15 at Auburn	L, 8-15

3/17 New Orleans	W, 4-2
3/18 Southeastern La.	W, 13-2
3/20 Arkansas	W, 9-5
3/21 Arkansas	W, 6-3
3/22 Arkansas	W, 27-6 (7)
3/24 Northwestern State	W, 6-3
3/25 at McNeese State	W, 13-5
3/27 at Kentucky	W, 7-3
3/28 at Kentucky	W, 7-2
3/29 at Kentucky	W, 11-6
3/31 Nicholls State	W, 4-0
4/1 Nicholls State	W, 9-2
4/3 Mississippi State	W, 8-5
4/4 Mississippi State	L, 3-8
4/5 Mississippi State	W, 11-5
4/7 vs. Tulane #	L, 8-10
4/10 at Vanderbilt	W, 5-3
4/11 at Vanderbilt	W, 6-4
4/12 at Vanderbilt	L, 7-8
4/14 Loyola-New Orleans	W, 9-5
4/15 at Southeastern La.	W, 9-3
4/17 Alabama	W, 6-5
4/19 Alabama	W, 7-3 (7)
4/19 Alabama	L, 2-4 (7)
4/22 vs. New Orleans #	W, 9-5
4/24 at Florida	W, 13-5
4/25 at Florida	L, 3-4
4/26 at Florida	L, 1-3
5/1 Tennessee	W, 4-3
5/2 Tennessee	W, 15-12
5/3 Tennessee	W, 8-7
5/8 at Mississippi	W, 11-4
5/9 at Mississippi	L, 0-9
5/10 at Mississippi	L, 8-10
<b>SEC TOURNAMENT - HOOVER, ALA.</b>	
5/13 vs. Arkansas	L, 4-8
5/14 vs. South Carolina	W, 6-0
5/15 vs. Mississippi State	L, 5-7
<b>NCAA SOUTH II REGIONAL - BATON ROUGE, LA.</b>	
5/21 Nicholls State	W, 18-4
5/22 SW Louisiana	W, 15-6
5/23 Cal State Fullerton	W, 13-11
5/24 Cal State Fullerton	W, 14-3
<b>COLLEGE WORLD SERIES - OMAHA, NEB.</b>	
5/30 vs. Southern Cal	W, 12-10
6/1 vs. Mississippi State	W, 10-8
6/4 vs. Southern Cal	L, 4-5
6/5 vs. Southern Cal	L, 3-7

\* Winn-Dixie Showdown (New Orleans, La.)

# at Zephyr Field (Metairie, La.)

1999 (41-24-1) • Coach Skip Bertman

NCAA Regional Champions

NCAA Super Regional Participants

2/12 Texas	W, 7-5
2/13 Texas	L, 4-16
2/14 Texas	L, 4-10
2/19 vs. Southern Miss *	W, 8-2
2/20 vs. SW Louisiana *	W, 13-6
2/21 vs. Mississippi *	W, 5-1
2/23 Southeastern La.	W, 17-7
2/26 Centenary	W, 21-1
2/27 Central Florida	W, 18-4
2/28 Central Florida	W, 5-2
3/2 Northwestern State	L, 6-12
3/3 Southern	W, 18-1
3/5 Ohio	W, 26-5
3/6 Ohio	W, 14-1
3/7 Ohio	W, 20-6
3/9 at SW Louisiana	W, 12-8 (10)

3/12 Florida	W, 8-3
3/14 Florida	L, 4-6 (7)
3/14 Florida	W, 7-5 (8)
3/16 SW Louisiana	L, 3-11
3/17 Nicholls State	W, 12-4
3/19 at Arkansas	L, 4-11
3/20 at Arkansas	W, 10-4
3/21 at Arkansas	L, 6-7
3/23 vs. Southern #	W, 7-6 (11)
3/24 Tulane	L, 3-5
3/26 Mississippi	L, 2-4
3/27 Mississippi	W, 8-6
3/28 Mississippi	W, 10-4
3/31 Northeast La.	L, 3-4
4/2 at Tennessee	W, 8-4
4/3 at Tennessee	L, 7-8
4/4 at Tennessee	L, 3-4
4/6 New Orleans	W, 6-3
4/9 Vanderbilt	L, 2-11
4/10 Vanderbilt	W, 10-2
4/11 Vanderbilt	W, 9-2
4/14 vs. Tulane #	L, 10-15
4/16 at Alabama	L, 3-10
4/17 at Alabama	W, 9-8
4/18 at Alabama	L, 4-9
4/20 vs. New Orleans #	W, 13-7
4/21 McNeese State	W, 7-2
4/23 at Mississippi State	W, 10-8
4/24 at Mississippi State	L, 1-7
4/25 at Mississippi State	W, 3-2
4/30 Auburn	W, 9-5
5/1 Auburn	W, 8-5
5/2 Auburn	W, 11-2
5/7 at Georgia	W, 4-3
5/8 at Georgia	W, 18-13
5/9 at Georgia	T, 11-11
5/11 at Northeast La.	L, 5-6
5/14 Kentucky	W, 7-2
5/15 Kentucky	L, 8-13
5/16 Kentucky	W, 6-4
<b>SEC TOURNAMENT - HOOVER, ALA.</b>	
5/19 vs. Auburn	L, 2-6
5/20 vs. Kentucky	W, 10-0
5/21 vs. Arkansas	L, 8-9
<b>NCAA REGIONAL - BATON ROUGE, LA.</b>	
5/28 Northeast La.	W, 11-4
5/29 East Carolina	L, 10-11
5/29 Southern	W, 6-3
5/30 East Carolina	W, 12-10
5/31 East Carolina	W, 9-0
<b>NCAA SUPER REGIONAL - TUSCALOOSA, ALA.</b>	
6/4 at Alabama	L, 6-13
6/5 at Alabama	L, 5-13

\* Winn-Dixie Showdown (New Orleans, La.)

# at Zephyr Field (Metairie, La.)

2000 (52-17) • Coach Skip Bertman

SEC Western Division Champions

SEC Tournament Champions

NCAA Regional Champions

NCAA Super Regional Champions

NCAA National Champions

2/12 Virginia	W, 8-0
2/12 Virginia	W, 13-2
2/13 Virginia	W, 13-4
2/15 Southeastern La.	W, 11-0
2/18 Arizona State	W, 8-4
2/19 Arizona State	W, 6-5
2/20 Arizona State	L, 2-6
2/22 McNeese State	L, 8-9 (11)

2/25 Houston	L, 2-10
2/26 Houston	L, 7-11
2/27 Houston	L, 2-10
2/29 Nicholls State	W, 8-2
3/1 Tulane	W, 12-5
3/3 at Central Florida	L, 13-14
3/4 at Central Florida	W, 11-4
3/5 at Central Florida	W, 4-1
3/7 Southern	W, 7-3
3/10 Georgia	L, 3-7
3/11 Georgia	L, 8-10 (11)
3/12 Georgia	W, 13-3
3/14 at Southeastern La.	W, 11-4
3/17 at Vanderbilt	W, 6-0
3/18 at Vanderbilt	W, 17-4
3/22 New Orleans	W, 17-2
3/24 South Carolina	W, 8-6
3/25 South Carolina	W, 7-6
3/26 South Carolina	L, 7-9
3/28 Centenary @	W, 6-3
3/31 at Auburn	W, 18-11
4/1 at Auburn	L, 1-7
4/2 at Auburn	W, 12-10
4/4 vs. New Orleans #	W, 10-2
4/5 Southern	W, 10-5
4/7 Arkansas	W, 12-3
4/8 Arkansas	W, 12-5
4/9 Arkansas	W, 17-11
4/11 UL-Lafayette	W, 8-2
4/15 at Florida	W, 10-4
4/15 at Florida	W, 9-6
4/16 at Florida	L, 5-7
4/18 UL-Monroe	W, 12-5
4/19 vs. Tulane #	W, 21-6
4/21 Miss. State	L, 13-15
4/22 Miss. State	W, 18-15
4/23 Miss. State	L, 3-10
4/25 Northwestern State	W, 13-0
4/28 at Ole Miss	W, 12-6
4/29 at Ole Miss	L, 4-6
4/30 at Ole Miss	W, 9-2
5/2 at McNeese State	L, 3-4 (11)
5/5 at Kentucky	W, 9-0
5/6 at Kentucky	W, 6-3
5/7 at Kentucky	L, 4-7
5/12 Alabama	W, 11-4
5/13 Alabama	W, 6-4
5/14 Alabama	L, 0-14
<b>SEC TOURNAMENT - HOOVER, ALA.</b>	
5/17 vs. Georgia	W, 11-3
5/18 vs. Alabama	W, 18-12
5/20 vs. Alabama	W, 6-5
5/21 vs. Florida	W, 9-6

NCAA REGIONAL - BATON ROUGE, LA.

5/26 Jackson State	W, 19-1
5/27 UL-Monroe	W, 21-0
5/28 UL-Monroe	W, 5-3

NCAA SUPER REGIONAL - BATON ROUGE, LA.

6/2 UCLA	W, 8-2
6/3 UCLA	W, 14-8
<b>COLLEGE WORLD SERIES - OMAHA, NEB.</b>	
6/10 vs. Texas	W, 13-5
6/12 vs. Southern Cal	W, 10-4
6/15 vs. Florida State	W, 6-3
6/17 vs. Stanford	W, 6-5

# at Zephyr Field (Metairie, La.)

@ at Fair Grounds Field (Shreveport, La.)

**2001 (44-22-1) • Coach Skip Bertman****SEC Western Division Champions****NCAA Regional Champions****NCAA Super Regional Participants**

2/10 Kansas State	L, 8-9
2/10 Kansas State	W, 4-0
2/11 Kansas State	W, 14-8
2/14 UL-Monroe	L, 6-7 (11)
2/17 Houston	W, 9-4
2/17 Houston	W, 4-1
2/18 Houston	W, 14-6
2/20 McNeese State	W, 7-3
2/23 Duquesne	W, 13-9
2/24 Duquesne	W, 24-5
2/25 Duquesne	W, 12-2
2/27 Nicholls State	W, 16-4
3/2 at Arizona State	W, 12-11
3/3 at Arizona State	W, 15-7
3/4 at Arizona State	T, 5-5 (8)
3/6 Southern	L, 6-11
3/7 Tulane	L, 3-13
3/9 at Georgia	L, 7-8 (11)
3/10 at Georgia	W, 5-3 (11)
3/11 at Georgia	L, 3-4 (11)
3/13 Southern	W, 13-6
3/16 Florida	W, 18-10
3/17 Florida	W, 4-3
3/18 Florida	W, 10-7
3/23 at Mississippi State	W, 9-1
3/24 at Mississippi State	W, 7-1
3/25 at Mississippi State	L, 0-13
3/30 Kentucky	W, 6-2
3/31 Kentucky	W, 9-5
4/1 Kentucky	L, 5-9
4/3 New Orleans	W, 7-2
4/6 at South Carolina	W, 5-3
4/7 at South Carolina	W, 12-5
4/8 at South Carolina	L, 2-4
4/10 UL-Lafayette #	W, 12-7
4/11 Tulane #	L, 6-7
4/13 Ole Miss	W, 15-2
4/14 Ole Miss	L, 10-23
4/15 Ole Miss	W, 6-3
4/17 Northwestern State	W, 9-7
4/18 at Northwestern St.	L, 8-10
4/20 Vanderbilt	L, 5-7
4/21 Vanderbilt	W, 7-2
4/22 Vanderbilt	W, 18-2 (8)
4/24 Southeastern La.	W, 7-4
4/26 at UL-Monroe	W, 16-4 (8)
4/27 at Alabama	W, 4-2
4/28 at Alabama	W, 8-7
4/29 at Alabama	W, 8-3
5/1 New Orleans #	W, 12-1 (7)
5/4 at Arkansas	L, 1-8
5/5 at Arkansas	L, 4-5
5/6 at Arkansas	L, 3-4
5/11 Auburn	W, 20-5
5/12 Auburn	L, 5-7
5/13 Auburn	L, 7-9
<b>SEC TOURNAMENT - HOOVER, ALA.</b>	
5/16 Florida	W, 10-0 (7)
5/17 Ole Miss	W, 13-2 (7)
5/19 Ole Miss	W, 12-6
5/20 Mississippi State	L, 1-4
<b>NCAA REGIONAL - BATON ROUGE, LA.</b>	
5/25 Minnesota	W, 10-9
5/26 VCU	W, 13-9
5/27 VCU	L, 7-10
5/27 VCU	W, 14-9

**NCAA SUPER REGIONAL - METAIRIE, LA.**

6/1 at Tulane	W, 4-3 (13)
6/2 at Tulane	L, 4-9
6/3 at Tulane	L, 1-7

# at Zephyr Field (Metairie, La.)

**2002 (44-22) • Coach Smoke Laval****NCAA Regional Champions****NCAA Super Regional Participants**

2/8 Birmingham-Southern	W, 10-9
2/9 Birmingham-Southern	W, 6-5 (13)
2/10 Birmingham-Southern	W, 11-7
2/12 Southeastern La.	L, 3-4
2/15 Mercer	W, 7-4
2/16 Mercer	W, 9-6
2/17 Mercer	W, 17-1
2/20 Centenary @	W, 7-6
2/22 at Houston	L, 3-11
2/23 at Houston	W, 8-4
2/24 at Houston	L, 11-12
3/2 Long Beach State	L, 3-8
3/2 Long Beach State	W, 10-2
3/3 Long Beach State	W, 5-4 (11)
3/5 Tulane	L, 5-6
3/8 UL-Monroe	W, 4-3
3/9 UL-Monroe	W, 7-1
3/10 UL-Monroe	W, 8-7
3/12 UL-Lafayette	L, 1-2
3/15 Vanderbilt	W, 6-0
3/16 Vanderbilt	L, 2-9
3/17 Vanderbilt	L, 7-8
3/19 at UL-Lafayette	L, 0-7
3/22 at Ole Miss	L, 3-9
3/23 at Ole Miss	W, 6-5
3/24 at Ole Miss	L, 7-10
3/26 at Southeastern La.	W, 9-7
3/29 Mississippi State	L, 4-15
3/30 Mississippi State	W, 7-3
4/2 New Orleans	W, 8-1
4/5 at Auburn	W, 9-4
4/6 at Auburn	L, 3-11
4/7 at Auburn	W, 9-5
4/10 Tulane \$	W, 9-5
4/12 Georgia	W, 8-2
4/13 Georgia	W, 14-4
4/14 Georgia	W, 13-4
4/16 Southern	W, 13-2
4/19 at South Carolina	W, 9-8
4/20 at South Carolina	L, 2-4
4/21 at South Carolina	L, 3-4
4/23 at UL-Monroe	W, 10-3
4/26 Arkansas	W, 3-0
4/27 Arkansas	W, 8-0
4/28 Arkansas	W, 13-5
4/30 New Orleans #	W, 13-0
5/4 at Tennessee	L, 1-2
5/4 at Tennessee	W, 16-4
5/5 at Tennessee	W, 6-2
5/10 at Florida	W, 5-4 (10)
5/11 at Florida	L, 3-6
5/12 at Florida	W, 8-5
5/18 Alabama	W, 3-0
5/18 Alabama	W, 6-5
5/19 Alabama	W, 5-1
<b>SEC TOURNAMENT - HOOVER, ALA.</b>	
5/22 Auburn	W, 2-1
5/23 South Carolina	W, 8-3
5/25 South Carolina	L, 8-10
5/25 South Carolina	L, 4-5

**NCAA REGIONAL - BATON ROUGE, LA.**

5/31 Southern	W, 5-4
6/1 UL-Lafayette	L, 0-5
6/1 Tulane	W, 4-2
6/2 UL-Lafayette	W, 12-2
6/2 UL-Lafayette	W, 12-2
<b>NCAA SUPER REGIONAL - HOUSTON, TEXAS</b>	
6/7 at Rice	L, 0-6
6/8 at Rice	L, 0-3

@ at Fair Grounds Field (Shreveport, La.)

\$ at Louisiana Superdome (New Orleans)

# at Zephyr Field (Metairie, La.)

**2003 (45-22-1) • Coach Smoke Laval****SEC Champions****NCAA Regional Champions****NCAA Super Regional Champions****College World Series - 7th place**

2/7 Northwestern State	W, 2-1
2/8 Northwestern State	W, 10-5
2/9 Northwestern State	W, 5-3
2/11 Centenary @	W, 15-0
2/14 Kansas	L, 6-9 (10)
2/16 Kansas	L, 4-6
2/16 Kansas	L, 7-9 (7)
2/18 UL-Monroe	W, 9-4
2/22 Houston	L, 2-7
2/23 Houston	W, 5-2
2/28 at Long Beach State	L, 1-12
3/1 at Long Beach State	L, 1-5
3/2 at Long Beach State	W, 7-2
3/5 Southeastern La.	W, 4-2
3/7 Winthrop	W, 10-2
3/8 Winthrop	W, 11-1
3/9 Winthrop	W, 3-2
3/11 Tulane #	L, 4-5 (11)
3/14 Florida	W, 9-0
3/15 Florida	W, 3-2
3/16 Florida	T, 8-8
3/21 at Georgia	W, 12-5
3/22 at Georgia	W, 13-6
3/23 at Georgia	W, 3-2
3/25 New Orleans #	L, 4-5
3/28 at Alabama	L, 2-4
3/29 at Alabama	W, 10-6
3/30 at Alabama	W, 11-10
4/2 Nicholls State	W, 6-2
4/4 South Carolina	W, 5-1
4/5 South Carolina	L, 5-8
4/6 South Carolina	W, 12-4
4/9 at Northwestern St.	W, 6-4
4/11 Ole Miss	L, 2-7
4/12 Ole Miss	W, 14-6
4/13 Ole Miss	W, 13-5
4/15 Tulane	W, 8-0
4/18 at Vanderbilt	L, 2-4
4/19 at Vanderbilt	L, 4-5 (10)
4/20 at Vanderbilt	W, 9-2
4/23 Southeastern La.	W, 14-8
4/25 Tennessee	W, 17-4
4/26 Tennessee	W, 10-6
4/27 Tennessee	W, 15-4
4/29 Tulane \$	L, 5-9
4/30 New Orleans	W, 7-2
5/2 at Mississippi State	L, 2-4
5/3 at Mississippi State	L, 0-5
5/4 at Mississippi State	W, 6-1
5/6 Loyola-N.O.	W, 21-6 (8)
5/9 Auburn	W, 6-5
5/10 Auburn	W, 20-3

5/11 Auburn	L, 8-14
5/16 at Arkansas	W, 11-3
5/17 at Arkansas	L, 5-6 (10)
5/18 at Arkansas	W, 6-2
<b>SEC TOURNAMENT - HOOVER, ALA.</b>	
5/22 Arkansas	W, 5-4
5/23 Mississippi State	W, 7-2
5/24 Mississippi State	W, 17-5 (7)
5/25 Alabama	L, 3-10

**NCAA REGIONAL - BATON ROUGE, LA.**

5/30 Northeastern	W, 11-8
5/31 Tulane	W, 13-5
6/1 UNC-Wilmington	W, 9-8 (11)
<b>NCAA SUPER REGIONAL - BATON ROUGE, LA.</b>	
6/6 Baylor	L, 1-4
6/7 Baylor	W, 6-5
6/8 Baylor	W, 20-5
<b>COLLEGE WORLD SERIES - OMAHA, NEB.</b>	
6/13 Cal State Fullerton	L, 2-8
6/15 South Carolina	L, 10-11

@ at Fair Grounds Field (Shreveport, La.)

# at Zephyr Field (Metairie, La.)

\$ at Louisiana Superdome (New Orleans)

**2004 (46-19) • Coach Smoke Laval****NCAA Regional Champions****NCAA Super Regional Champions****College World Series - 7th place**

2/13 at UCF	W, 4-3 (10)
2/14 at UCF	W, 17-4
2/15 at UCF	L, 5-6 (10)
2/17 UL-Monroe	W, 7-1
2/20 Jacksonville State	W, 6-1
2/21 Jacksonville State	W, 14-2
2/22 Jacksonville State	W, 19-1 (7)
2/27 Texas State	W, 10-1
2/28 Texas State	W, 2-1
2/29 Texas State	W, 13-2
3/2 Tulane #	W, 6-0
3/5 Houston	W, 9-3
3/6 Houston	L, 5-10
3/7 Houston	W, 8-2
3/9 at UL-Monroe	W, 6-1
3/12 Southeastern La.	W, 7-1
3/13 Southeastern La.	W, 5-1
3/16 New Orleans	W, 14-0 (7)
3/19 at South Carolina	W, 6-3 (11)
3/20 at South Carolina	L, 5-12
3/21 at South Carolina	W, 12-7
3/23 Centenary @	W, 9-3
3/26 Mississippi State	L, 3-7
3/27 Mississippi State	W, 11-6
3/28 Mississippi State	W, 14-3
3/30 at New Orleans	W, 12-5
4/2 at Auburn	L, 6-7 (10)
4/3 at Auburn	W, 5-3
4/4 at Auburn	W, 3-2
4/6 Tulane	L, 0-1
4/9 Arkansas	L, 8-11
4/10 Arkansas	L, 10-11 (10)
4/11 Arkansas	L, 5-7
4/13 Nicholls State	W, 9-3
4/14 Southeastern La. #	W, 9-3
4/16 Georgia	W, 6-5 (10)
4/17 Georgia	W, 10-2
4/18 Georgia	L, 4-12
4/20 at Southern	W, 21-10
4/23 at Tennessee	L, 6-8
4/24 at Tennessee	W, 11-5
4/25 at Tennessee	W, 11-1



All-Time Results

4/27 Tulane \$	W, 9-5
5/1 Alabama	L, 2-8
5/2 Alabama	W, 2-1 (8)
5/2 Alabama	W, 9-2 (7)
5/7 at Kentucky	L, 3-10
5/8 at Kentucky	W, 11-8
5/9 at Kentucky	W, 15-4
5/15 Vanderbilt	W, 3-2 (10)
5/15 Vanderbilt	W, 7-6 (11)
5/16 Vanderbilt	L, 0-8
5/19 Southeastern La.	W, 16-2 (8)
5/21 at Ole Miss	L, 6-7
5/22 at Ole Miss	W, 11-4
5/23 at Ole Miss	W, 14-6
<b>SEC TOURNAMENT - HOOVER, ALA.</b>	
5/26 Florida	L, 4-5 (10)
5/27 Georgia	L, 0-1
<b>NCAA REGIONAL - BATON ROUGE, LA.</b>	
6/4 Army	W, 9-0
6/5 Southern Mississippi	W, 6-2
6/6 College of Charleston	W, 11-3
<b>NCAA SUPER REGIONAL - BATON ROUGE, LA.</b>	
6/12 Texas A&M	W, 11-8
6/13 Texas A&M	W, 4-0
<b>COLLEGE WORLD SERIES - OMAHA, NEB.</b>	
6/19 Miami (Fla.)	L, 5-9
6/21 South Carolina	L, 4-15
# at Zephyr Field (Metairie, La.)	
@ at Fair Grounds Field (Shreveport, La.)	
\$ at Louisiana Superdome (New Orleans)	

2005 (40-22) • Coach Smoke Laval  
SEC Western Division Champions  
NCAA Regional Participants

2/11 Nicholls State	W, 12-1
2/12 Nicholls State	W, 19-2
2/14 Nicholls State	W, 6-3
2/15 UL-Monroe	W, 9-6
2/18 Arkansas-Little Rock	W, 4-2
2/19 Arkansas-Little Rock	W, 11-8
2/20 Arkansas-Little Rock	W, 15-9
2/25 at Houston	L, 1-2
2/27 at Houston	W, 11-5
2/27 at Houston	W, 8-1
3/2 Centenary @	L, 1-6
3/4 Alabama-Birmingham	W, 12-6
3/5 Alabama-Birmingham	W, 7-3
3/6 Alabama-Birmingham	L, 3-4
3/8 Tulane	L, 2-6
3/11 Arizona State	W, 6-5
3/12 Western Illinois	W, 10-8
3/13 Arizona State	W, 20-3
3/18 at Georgia	W, 8-2
3/19 at Georgia	W, 5-3
3/20 at Georgia	W, 6-4
3/23 Southeastern La. #	W, 4-2
3/25 Auburn	L, 4-6
3/26 Auburn	W, 6-3
3/27 Auburn	L, 5-7
3/29 New Orleans	W, 18-10
4/1 at Alabama	L, 0-4
4/2 at Alabama	W, 11-2
4/3 at Alabama	L, 4-5 (13)
4/5 at Nicholls State	W, 3-2
4/6 Rice #	W, 8-2
4/8 South Carolina	L, 1-3
4/9 South Carolina	L, 1-5
4/10 South Carolina	L, 5-7
4/12 Northwestern State	W, 19-2
4/15 Ole Miss	L, 8-14
4/16 Ole Miss	W, 7-6

4/17 Ole Miss	W, 5-1
4/19 Tulane #	L, 8-11
4/22 at Arkansas	W, 10-7
4/23 at Arkansas	W, 7-0
4/24 at Arkansas	W, 6-0
4/30 at Vanderbilt	L, 4-9
4/30 at Vanderbilt	W, 9-3
5/1 at Vanderbilt	W, 3-0
5/3 Southern	L, 5-9
5/6 Kentucky	W, 6-5
5/7 Kentucky	L, 1-7
5/8 Kentucky	W, 8-3
5/13 Tennessee	L, 2-9
5/14 Tennessee	W, 9-3
5/15 Tennessee	W, 14-4
5/18 at New Orleans	W, 7-5 (13)
5/20 at Mississippi State	W, 7-5
5/21 at Mississippi State	L, 3-5
5/22 at Mississippi State	W, 3-2
<b>SEC TOURNAMENT - HOOVER, ALA.</b>	
5/25 Mississippi State	L, 2-9
5/26 Tennessee	L, 1-5
<b>NCAA REGIONAL - BATON ROUGE, LA.</b>	
6/3 Marist	W, 14-5
6/4 Rice	L, 7-9
6/6 Northwestern State	W, 12-4
6/6 Rice	L, 4-5
# at Zephyr Field (Metairie, La.)	
@ at Fair Grounds Field (Shreveport, La.)	

2006 (35-24) • Coach Smoke Laval

2/10 North Florida	W, 11-1
2/11 North Florida	W, 4-0
2/12 North Florida	L, 3-4 (10)
2/14 Centenary	W, 15-3
2/17 Tennessee Tech	W, 9-6
2/18 Tennessee Tech	W, 7-2
2/19 Tennessee Tech	W, 8-3
2/21 Southeastern La.	W, 7-3
2/24 Temple	W, 4-1
2/26 Temple	W, 9-0
2/26 Temple	W, 14-4
3/1 Louisiana-Monroe	W, 8-5
3/3 Houston	L, 3-5
3/4 Houston	W, 7-0
3/5 Houston	W, 5-3
3/7 Tulane	W, 4-3
3/10 Stetson	W, 5-1
3/11 Stetson	W, 11-7
3/12 Stetson	L, 8-9
3/17 at Kentucky	L, 2-8
3/18 at Kentucky	L, 3-6
3/19 at Kentucky	W, 5-2
3/22 Southeastern La. #	W, 5-4
3/24 Mississippi State	L, 1-11
3/25 Mississippi State	W, 8-6
3/26 Mississippi State	L, 6-7 (10)
3/28 at New Orleans	W, 6-5 (11)
3/31 South Carolina	L, 2-12
4/1 South Carolina	L, 4-18
4/2 South Carolina	L, 1-2
4/4 Southern	W, 3-2
4/7 at Tennessee	W, 12-2
4/8 at Tennessee	L, 0-9
4/9 at Tennessee	W, 6-2
4/11 Northwestern St.	W, 12-0
4/14 Alabama	W, 7-6
4/15 Alabama	W, 8-6
4/16 Alabama	L, 6-17
4/18 Tulane #	L, 5-12
4/22 at Ole Miss	L, 5-10

4/22 at Ole Miss	L, 3-11
4/23 at Ole Miss	L, 8-11
4/26 New Orleans	W, 7-2
4/28 Arkansas	W, 7-6
4/29 Arkansas	L, 2-4
4/30 Arkansas	W, 7-5
5/5 at Auburn	W, 4-3
5/6 at Auburn	W, 5-3
5/7 at Auburn	W, 8-2
5/12 Vanderbilt	W, 4-3
5/13 Vanderbilt	L, 4-19
5/14 Vanderbilt	L, 4-8
5/16 Rice #	L, 3-6
5/18 at Florida	W, 7-3
5/19 at Florida	L, 7-8 (10)
5/20 at Florida	L, 5-10
<b>SEC TOURNAMENT - HOOVER, ALA.</b>	
5/24 Alabama	W, 4-3
5/25 Ole Miss	L, 1-12
5/26 Alabama	L, 3-8

# at Zephyr Field (Metairie, La.)

2007 (29-26-1) • Coach Paul Mainieri

2/9 Saint Mary's	W, 4-3
2/10 Saint Mary's	W, 7-6
2/11 Saint Mary's	W, 6-2
2/16 at Stetson	L, 1-8
2/17 at Stetson	L, 1-14
2/18 at Stetson	W, 8-4
2/21 Northwestern State	W, 6-2
2/23 Central Florida	W, 4-1
2/24 Central Florida	W, 13-6
2/25 Central Florida	L, 4-5
2/27 Tulane	L, 3-8
3/2 Lipscomb	L, 6-7
3/3 Lipscomb	L, 7-10
3/4 Lipscomb	W, 8-4
3/6 Centenary @	W, 2-1
3/9 Southern Miss	W, 2-1
3/10 Southern Miss	W, 15-8
3/11 Southern Miss	L, 3-5
3/13 McNeese State	W, 6-3
3/16 at South Carolina	L, 0-5
3/17 at South Carolina	W, 6-5
3/18 at South Carolina	L, 5-9
3/21 Southeastern La.	W, 5-3
3/23 Kentucky	L, 2-16
3/24 Kentucky	L, 5-6
3/25 Kentucky	T, 9-9 (8)
3/27 New Orleans	W, 6-3
3/30 at Alabama	W, 5-4
3/31 at Alabama	L, 2-5
4/1 at Alabama	W, 7-3
4/3 Tulane #	L, 9-16
4/6 Auburn	L, 1-6
4/7 Auburn	L, 0-7
4/8 Auburn	W, 10-1
4/11 Mississippi Valley St.	W, 4-1
4/13 Ole Miss	W, 4-3
4/14 Ole Miss	W, 8-2
4/15 Ole Miss	L, 5-16
4/18 New Orleans #	L, 4-5
4/20 at Mississippi State	L, 3-12
4/21 at Mississippi State	W, 6-5
4/22 at Mississippi State	W, 3-1
4/27 Tennessee	L, 1-7
4/28 Tennessee	W, 4-2
4/29 Tennessee	L, 9-10 (10)
5/1 Southern	W, 9-7
5/1 Nicholls State	W, 8-3

5/4 at Arkansas	W, 6-5
5/5 at Arkansas	L, 0-5
5/6 at Arkansas	W, 5-3
5/11 Florida	L, 3-19
5/12 Florida	L, 4-8
5/13 Florida	W, 9-4
5/17 at Vanderbilt	L, 1-4
5/18 at Vanderbilt	L, 2-6
5/19 at Vanderbilt	L, 2-6

# at Zephyr Field (Metairie, La.)  
@ at Fair Grounds Field (Shreveport, La.)

2008 (49-19-1) • Coach Paul Mainieri  
SEC Western Division Champions  
SEC Tournament Champions  
NCAA Regional Champions  
NCAA Super Regional Champions  
College World Series – 5th place

2/22 Indiana	W, 7-1
2/23 Indiana	W, 5-4
2/24 Indiana	L, 6-7
2/26 Southern	W, 6-1
2/27 Miss. Valley State	W, 9-1
2/29 Duquesne	W, 10-1
3/1 Duquesne	W, 22-11
3/2 Duquesne	W, 12-2
3/4 Michigan State	W, 5-3
3/5 Michigan State	W, 12-1
3/8 Stetson	W, 9-3
3/8 Stetson	W, 6-5
3/9 Stetson	L, 2-7
3/11 Southeastern La.	L, 3-6
3/14 at Tennessee	L, 5-6
3/16 at Tennessee	L, 3-7 (7)
3/16 at Tennessee	L, 3-7 (7)
3/19 Tulane	W, 7-5
3/21 Arkansas	W, 8-7 (11)
3/22 Arkansas	L, 13-14 (10)
3/23 Arkansas	W, 4-2
3/25 Northwestern State	W, 10-3
3/26 New Orleans	L, 6-8
3/28 at Florida	L, 5-8
3/29 at Florida	L, 1-7
3/30 at Florida	W, 6-3
4/1 at Southern	W, 8-3
4/2 Centenary	W, 6-0
4/4 Alabama	W, 3-0
4/5 Alabama	L, 5-6 (11)
4/6 Alabama	W, 9-7
4/9 at Southern Miss	W, 8-4
4/11 at Ole Miss	L, 1-2
4/12 at Ole Miss	L, 1-7
4/13 at Ole Miss	W, 8-2
4/15 Nicholls State	W, 11-2
4/16 at New Orleans	L, 5-6
4/18 Georgia	L, 3-6
4/19 Georgia	L, 8-9
4/20 Georgia	T, 10-10 (12)
4/22 at Tulane	W, 8-4
4/23 McNeese State	W, 6-0
4/25 South Carolina	W, 11-3
4/26 South Carolina	W, 11-10 (11)
4/27 South Carolina	W, 6-3
4/29 UL-Lafayette	W, 5-3
5/3 at Kentucky	W, 3-1 (10)
5/3 at Kentucky	W, 12-5
5/4 at Kentucky	W, 9-8
5/9 Mississippi State	W, 15-6
5/10 Mississippi State	W, 16-4
5/11 Mississippi State	W, 9-6

5/13 New Orleans #	W, 7-6 (15)
5/15 at Auburn	W, 6-4
5/16 at Auburn	W, 15-6
5/17 at Auburn	W, 11-7
<b>SEC TOURNAMENT - HOOVER, ALA.</b>	
5/21 South Carolina	W, 5-4 (10)
5/22 Vanderbilt	W, 8-2
5/24 Alabama	W, 12-8
5/25 Ole Miss	W, 8-2
<b>NCAA REGIONAL - BATON ROUGE, LA.</b>	
5/30 Texas Southern	W, 12-1
5/31 Southern Miss	W, 13-4
6/1 Southern Miss	W, 11-4
<b>NCAA SUPER REGIONAL - BATON ROUGE, LA.</b>	
6/7 UC Irvine	L, 5-11
6/8 UC Irvine	W, 9-7
6/9 UC Irvine	W, 21-7
<b>COLLEGE WORLD SERIES - OMAHA, NEB.</b>	
6/15 North Carolina	L, 4-8
6/17 Rice	W, 6-5
6/19 North Carolina	L, 3-7

# at Zephyr Field (Metairie, La.)

**2009 (56-17) • Coach Paul Mainieri****SEC Champions****SEC Tournament Champions****NCAA Regional Champions****NCAA Super Regional Champions****NCAA National Champions**

2/20 Villanova	W, 12-3
2/21 Villanova	W, 11-1
2/22 Villanova	W, 6-3
2/25 Southern	W, 11-5
2/27 Central Florida	W, 13-4
2/28 Central Florida	W, 11-2
3/1 Central Florida	W, 16-0
3/3 at New Orleans	W, 19-3
3/4 Miss. Valley State	W, 10-4
3/6 Illinois	L, 1-3
3/7 Illinois	W, 22-10
3/8 Illinois	L, 2-6
3/10 at Southeastern La.	W, 16-5
3/11 UL-Lafayette	L, 9-10
3/13 Kentucky	W, 5-3
3/15 Kentucky	L, 2-5 (7)
3/15 Kentucky	W, 3-1 (7)
3/17 Northwestern State	W, 2-1
3/18 McNeese State	W, 6-3
3/20 at South Carolina	L, 3-7
3/21 at South Carolina	W, 10-3
3/22 at South Carolina	W, 11-3
3/24 Harvard	W, 4-3
3/25 Harvard	W, 10-2
3/27 Ole Miss	L, 4-7
3/28 Ole Miss	W, 6-5
3/29 Ole Miss	W, 2-1
4/1 at Tulane	L, 7-8
4/3 at Georgia	W, 8-4
4/4 at Georgia	L, 8-10
4/5 at Georgia	W, 7-5
4/8 Grambling State	W, 8-4
4/10 at Alabama	W, 8-5
4/11 at Alabama	L, 5-13
4/12 at Alabama	W, 12-7
4/14 New Orleans	W, 8-6
4/15 Nicholls State	L, 1-3
4/17 Tennessee	W, 18-3
4/18 Tennessee	L, 5-7
4/19 Tennessee	L, 4-9
4/21 Southeastern La.	W, 6-5
4/22 UL-Lafayette #	W, 10-6

4/24 Auburn	W, 7-3
4/25 Auburn	W, 7-6
4/26 Auburn	W, 7-6
4/29 Tulane	W, 13-2 (7)
5/2 at Arkansas	L, 4-11
5/2 at Arkansas	W, 5-0
5/3 at Arkansas	W, 4-3
5/8 Florida	W, 10-1
5/9 Florida	W, 4-0
5/10 Florida	L, 3-9
5/12 Centenary	W, 12-4
5/14 at Mississippi State	W, 5-4
5/15 at Mississippi State	L, 7-8
5/16 at Mississippi State	W, 15-4
<b>SEC TOURNAMENT - HOOVER, ALA.</b>	
5/20 Vanderbilt	L, 1-4
5/21 Alabama	W, 9-6
5/22 South Carolina	W, 4-1
5/23 Georgia	W, 16-0 (7)
5/23 Georgia	W, 3-2 (7)
5/24 Vanderbilt	W, 6-2
<b>NCAA REGIONAL - BATON ROUGE, LA.</b>	
5/29 Southern	W, 10-2
5/30 Baylor	W, 3-2 (10)
5/31 Minnesota	W, 10-3
<b>NCAA SUPER REGIONAL - BATON ROUGE, LA.</b>	
6/5 Rice	W, 12-9
6/6 Rice	W, 5-3
<b>COLLEGE WORLD SERIES - OMAHA, NEB.</b>	
6/13 Virginia	W, 9-5
6/15 Arkansas	W, 9-1
6/19 Arkansas	W, 14-5
6/22 Texas	W, 7-6 (11)
6/23 Texas	L, 1-5
6/24 Texas	W, 11-4

# - at Zephyr Field (Metairie, La.)

**2010 (41-22) • Coach Paul Mainieri****SEC Tournament Champions****NCAA Regional Participants**

2/19 Centenary	W, 5-4
2/20 Centenary	W, 25-8
2/21 Centenary	W, 4-0
2/24 McNeese State	W, 2-1
2/27 William & Mary	W, 10-9
2/28 William & Mary	W, 9-6
2/28 William & Mary	W, 7-4
3/4 Pepperdine	W, 8-1
3/5 Brown	W, 13-7
3/6 Pepperdine	W, 3-2
3/7 Brown	W, 9-2
3/9 UL-Monroe	W, 18-7
3/12 Kansas	L, 9-11
3/13 Kansas	W, 4-2
3/14 Kansas	L, 4-8
3/17 Nicholls State	W, 10-3
3/19 Arkansas	L, 3-6
3/20 Arkansas	W, 8-7
3/21 Arkansas	W, 5-1
3/24 UL-Lafayette	W, 4-3
3/26 at Tennessee	W, 6-2
3/27 at Tennessee	W, 10-6
3/27 at Tennessee	W, 8-6
3/31 Binghamton	W, 13-7
4/2 Georgia	W, 4-3
4/3 Georgia	L, 6-12
4/4 Georgia	W, 15-5
4/6 Alcorn State	W, 17-5
4/7 Southern Miss #	W, 6-5 (12)
4/9 at Auburn	W, 14-10
4/10 at Auburn	L, 7-11

4/11 at Auburn	L, 5-6
4/14 Tulane	W, 10-4
4/16 Alabama	W, 12-5
4/17 Alabama	W, 9-7
4/18 Alabama	W, 6-5 (14)
4/20 Northwestern State @	W, 14-3
4/21 Northwestern State	W, 8-6
4/24 at Ole Miss	L, 9-11
4/24 at Ole Miss	L, 8-9 (11)
4/25 at Ole Miss	L, 6-7
4/27 New Orleans	L, 4-7
4/30 at Florida	L, 5-8
5/1 at Florida	L, 3-7
5/2 at Florida	L, 6-13
5/4 Southeastern La.	W, 9-5
5/7 Vanderbilt	W, 16-15 (10)
5/8 Vanderbilt	L, 2-6
5/9 Vanderbilt	L, 3-4
5/14 at Kentucky	L, 9-11
5/15 at Kentucky	L, 4-9
5/16 at Kentucky	L, 4-6
5/18 at Tulane	L, 1-9
5/20 Mississippi State	W, 14-13
5/21 Mississippi State	W, 17-3
5/22 Mississippi State	L, 1-2
<b>SEC TOURNAMENT - HOOVER, ALA.</b>	
5/26 Florida	W, 10-6
5/27 Vanderbilt	W, 7-5
5/29 Ole Miss	W, 8-0 (7)
5/30 Alabama	W, 4-3 (11)
<b>NCAA REGIONAL - LOS ANGELES, CALIF.</b>	
6/4 UC Irvine	W, 11-10 (11)
6/5 at UCLA	L, 3-6
6/6 UC Irvine	L, 3-4

# - at Zephyr Field (Metairie, La.)

@ - at Fair Grounds Field (Shreveport, La.)

**2011 (36-20) • Coach Paul Mainieri**

2/18 Wake Forest	W, 15-4
2/19 Wake Forest	W, 4-3
2/20 Wake Forest	W, 9-1
2/22 New Orleans	W, 13-0
2/25 Holy Cross	W, 12-3
2/26 Holy Cross	W, 14-3
2/27 Holy Cross	W, 15-4
3/1 Southeastern La.	W, 7-3
3/2 Mississippi Valley State	W, 10-8
3/4 Princeton	W, 8-2
3/5 Princeton	W, 7-2
3/6 Princeton	L, 7-8
3/9 Sacred Heart	W, 6-1
3/11 Cal State Fullerton	W, 7-6
3/12 Cal State Fullerton	W, 7-6
3/13 Cal State Fullerton	W, 10-2
3/16 at Nicholls State	W, 12-8
3/18 Florida	L, 4-5
3/19 Florida	L, 0-1
3/20 Florida	L, 3-7
3/22 Louisiana-Lafayette	L, 5-11
3/25 at Georgia	W, 7-3
3/27 at Georgia	L, 5-9 (7)
3/27 at Georgia	L, 2-3 (7)
3/30 McNeese State	W, 6-0
4/1 Ole Miss	W, 7-6
4/2 Ole Miss	L, 3-16
4/3 Ole Miss	W, 8-2
4/5 at Tulane	W, 7-5
4/8 at Arkansas	L, 0-2
4/9 at Arkansas	L, 3-4
4/10 at Arkansas	L, 4-5
4/12 Northwestern State	L, 2-5

4/13 Alcorn State	W, 7-1
4/15 Auburn	L, 7-8
4/16 Auburn	L, 1-3
4/17 Auburn	W, 3-2
4/20 Southern Miss #	W, 8-6
4/22 at Vanderbilt	L, 3-11
4/23 at Vanderbilt	L, 1-10
4/24 at Vanderbilt	L, 7-10
4/26 Nicholls State	W, 12-3
4/28 Kentucky	W, 9-5
4/29 Kentucky	W, 12-4
4/30 Kentucky	W, 8-4
5/3 Tulane	W, 6-2
5/6 at Alabama	W, 10-6
5/7 at Alabama	L, 0-4
5/8 at Alabama	L, 0-9
5/13 Tennessee	W, 9-0
5/14 Tennessee	W, 8-1
5/15 Tennessee	W, 15-5
5/17 at New Orleans	W, 5-0
5/19 at Mississippi State	W, 17-1
5/20 at Mississippi State	L, 5-6
5/21 at Mississippi State	W, 6-3

# - at Zephyr Field (Metairie, La.)

**2012 (47-18) • Coach Paul Mainieri****SEC Champions****NCAA Regional Champions****NCAA Super Regional Participants**

2/17 Air Force	W, 10-2
2/18 Alcorn State	W, 19-0
2/19 Air Force	W, 4-0
2/22 McNeese State	W, 11-4
2/24 Appalachian State	W, 4-0
2/25 Appalachian State	L, 0-1
2/26 Appalachian State	L, 1-11
2/28 Grambling State	W, 17-10
2/29 at McNeese State	W, 19-10
3/2 Dartmouth	W, 8-4
3/3 Dartmouth	W, 16-3
3/4 Dartmouth	W, 5-4
3/6 at Tulane	W, 5-0
3/9 Michigan	W, 6-0
3/10 Michigan	W, 6-4
3/11 Notre Dame	L, 1-7
3/14 Northwestern State	W, 13-0
3/16 Mississippi State	W, 3-2 (10)
3/17 Mississippi State	W, 4-3
3/18 Mississippi State	L, 1-7
3/20 Southern	W, 15-5
3/23 at Auburn	L, 3-4
3/24 at Auburn	L, 2-3 (10)
3/25 at Auburn	W, 4-3
3/28 UL-Lafayette	W, 5-0
3/30 Arkansas	W, 10-6
3/31 Arkansas	W, 2-1
4/1 Arkansas	W, 3-2 (11)
4/3 Louisiana College	W, 10-2
4/5 at Florida	W, 7-6
4/6 at Florida	L, 0-7
4/7 at Florida	W, 8-7
4/10 Alcorn State	W, 7-2
4/11 Southern Miss #	W, 8-3
4/13 Alabama	W, 10-2
4/14 Alabama	W, 7-1
4/15 Alabama	W, 5-1
4/18 Lamar	W, 5-4
4/20 at Kentucky	W, 5-4
4/21 at Kentucky	L, 1-8
4/22 at Kentucky	L, 6-7
4/25 Southeastern La.	W, 4-3



# All-Time Results

4/27 Georgia	W, 6-5
4/28 Georgia	W, 8-4
4/29 Georgia	L, 3-5
5/1 Tulane	W, 9-5
5/4 at Ole Miss	W, 4-3 (13)
5/5 at Ole Miss	L, 4-7
5/6 at Ole Miss	W, 12-3
5/11 Vanderbilt	W, 2-1
5/12 Vanderbilt	L, 3-6
5/13 Vanderbilt	L, 4-5 (10)
5/15 Nicholls State	W, 9-6
5/18 at South Carolina	W, 5-2
5/19 at South Carolina	L, 4-5
5/20 at South Carolina	W, 3-2 (10)

## SEC TOURNAMENT - HOOVER, ALA.

5/23 Mississippi State	L, 2-3
5/24 Ole Miss	W, 11-2
5/25 Mississippi State	L, 3-4 (10)

## NCAA REGIONAL - BATON ROUGE, LA.

6/1 UL-Monroe	W, 4-1
6/2 Oregon State	W, 7-1
6/3 Oregon State	W, 6-5 (10)

## NCAA SUPER REGIONAL - BATON ROUGE, LA.

6/8 Stony Brook	W, 5-4 (12)
6/9 Stony Brook	L, 1-3
6/10 Stony Brook	L, 2-7

# - at Zephyr Field (Metairie, La.)

## 2013 (57-11) • Coach Paul Mainieri

### SEC Western Division Champions

### SEC Tournament Champions

### NCAA Regional Champions

### NCAA Super Regional Champions

### College World Series – 7th Place

2/15 Maryland	W, 1-0
2/16 Maryland	W, 5-1
2/17 Maryland	W, 14-3
2/19 Lamar	W, 8-1
2/21 BYU	W, 6-5
2/22 Southeastern La.	W, 13-1
2/23 BYU	L, 4-9
2/26 at UL-Lafayette	W, 11-2
3/1 Brown	W, 4-3
3/2 Brown	W, 7-1
3/3 Nicholls State	W, 2-0
3/5 Stephen F. Austin	W, 9-2
3/6 Sacred Heart	W, 10-2
3/8 Washington	W, 9-4
3/9 Washington	W, 8-4
3/10 Washington	W, 7-5
3/13 Nicholls State	W, 9-3
3/15 at Miss. State	W, 6-4 (10)
3/16 at Miss. State	W, 7-3
3/17 at Miss. State	L, 2-10
3/20 Northwestern St.	W, 2-1 (13)
3/22 Auburn	W, 9-4
3/23 Auburn	W, 5-1
3/24 Auburn	W, 8-2
3/26 at Tulane	W, 14-1 (8)
3/29 at Missouri	W, 2-0
3/30 at Missouri	W, 8-0
3/31 at Missouri	W, 6-5
4/2 Alcorn State	W, 7-3
4/5 Kentucky	W, 11-1
4/6 Kentucky	W, 9-1
4/7 Kentucky	W, 11-4
4/9 Southern #	W, 11-2
4/10 Southern	W, 16-2
4/12 at Arkansas	W, 6-2
4/13 at Arkansas	L, 3-8

4/14 at Arkansas	W, 5-3 (10)
4/17 Grambling	W, 4-0
4/19 at Alabama	W, 5-0
4/20 at Alabama	W, 11-8 (16)
4/21 at Alabama	L, 3-4 (10)
4/24 Tulane	W, 4-3
4/26 South Carolina	W, 5-2
4/27 South Carolina	L, 2-4
4/28 South Carolina	L, 0-4
4/30 McNeese State	W, 7-3
5/2 Florida	W, 3-2
5/3 Florida	W, 5-0
5/4 Florida	W, 18-6
5/9 at Texas A&M	L, 1-2
5/10 at Texas A&M	W, 7-4
5/11 at Texas A&M	W, 2-1 (8)
5/14 New Orleans	W, 11-2
5/16 Ole Miss	W, 7-1
5/17 Ole Miss	W, 5-4
5/18 Ole Miss	L, 9-11

## SEC TOURNAMENT - HOOVER, ALA.

5/22 Alabama	W, 3-0
5/23 Arkansas	L, 1-4
5/24 Alabama	W, 3-2
5/25 Arkansas	W, 3-1
5/26 Vanderbilt	W, 5-4 (11)

## NCAA REGIONAL - BATON ROUGE, LA.

5/31 Jackson State	W, 11-7
6/1 Sam Houston St.	W, 8-5
6/2 UL-Lafayette	W, 5-1

## NCAA SUPER REGIONAL - BATON ROUGE, LA.

6/7 Oklahoma	W, 2-0
6/8 Oklahoma	W, 11-1

**COLLEGE WORLD SERIES – OMAHA, NEB.**

6/16 UCLA	L, 1-2
6/18 North Carolina	L, 2-4

# - at Zephyr Field (Metairie, La.)

## 2014 (46-16-1) • Coach Paul Mainieri

### SEC Tournament Champions

### NCAA Regional Participants

2/14 New Orleans	W, 2-0
2/15 at New Orleans	W, 7-4
2/16 Grambling	W, 6-0
2/19 at Southeastern La.	W, 7-3
2/21 Virginia Tech	W, 9-0
2/22 Toledo	W, 15-1
2/23 Texas Southern	W, 4-1
2/25 UL-Lafayette	L, 1-4 (6)
2/28 Yale	W, 19-0
3/1 Yale	W, 3-0
3/2 Yale	L, 7-8
3/5 Sacred Heart	W, 8-1
3/6 at Northwestern St.	W, 8-1
3/7 Purdue	W, 10-0
3/8 Purdue	W, 4-2
3/9 Purdue	W, 7-3
3/11 Nicholls State	W, 5-3
3/12 Southern	W, 8-0
3/14 at Vanderbilt	W, 4-2
3/15 at Vanderbilt	L, 3-5
3/15 at Vanderbilt	L, 3-9
3/19 South Alabama	W, 9-0
3/21 Georgia	W, 4-0
3/22 Georgia	W, 2-1
3/23 Georgia	T, 2-2 (13)
3/25 at Tulane	L, 2-3 (11)
3/29 at Florida	L, 1-2
3/29 at Florida	L, 2-6
3/30 at Florida	L, 7-11
4/2 McNeese State	W, 10-3

4/4 Mississippi State	W, 3-0
4/5 Mississippi State	W, 2-1
4/6 Mississippi State	W, 17-4
4/9 Lamar	W, 5-0
4/11 Arkansas	W, 5-3
4/12 Arkansas	W, 5-4
4/13 Arkansas	L, 4-10
4/15 Southern Miss #	W, 13-5
4/17 at Ole Miss	W, 4-3 (13)
4/18 at Ole Miss	L, 1-5
4/19 at Ole Miss	W, 2-0
4/22 Tulane	W, 6-0
4/25 Tennessee	W, 8-7
4/26 Tennessee	L, 3-6
4/27 Tennessee	W, 9-4
4/29 Alcorn State	W, 9-7
5/2 at Texas A&M	W, 5-4 (10)
5/3 at Texas A&M	L, 2-3
5/4 at Texas A&M	L, 3-4
5/10 Alabama	W, 2-0
5/10 Alabama	L, 1-5
5/13 Northwestern St. W,	27-0 (6)
5/15 at Auburn	W, 10-0
5/16 at Auburn	W, 11-3
5/17 at Auburn	W, 8-1

## SEC TOURNAMENT - HOOVER, ALA.

5/21 Vanderbilt	W, 11-1 (7)
5/22 Arkansas	W, 7-2
5/24 Arkansas	W, 11-1 (8)
5/25 Florida	W, 2-0

## NCAA REGIONAL - BATON ROUGE, LA.

5/30 Southeastern La.	W, 8-4
5/31 Houston	W, 5-1
6/1 Houston	L, 4-5 (11)
6/2 Houston	L, 2-12

## 2015 (54-12) • Coach Paul Mainieri

### SEC Champions

### NCAA Regional Champions

### NCAA Super Regional Champions

### College World Series - 5th Place

2/13 Kansas	W, 4-1
2/14 Kansas	W, 8-5
2/15 Kansas	W, 7-4
2/18 Nicholls State	L, 3-6
2/20 Boston College	W, 8-3
2/20 Boston College	W, 7-4
2/21 Boston College	W, 16-2
2/26 Southeastern La.	W, 9-8
2/27 Princeton	W, 3-2
2/28 Princeton	W, 7-2
2/28 Princeton	W, 15-4
3/3 Stephen F. Austin	W, 8-1
3/4 Grambling	W, 7-1
3/6 Houston %	W, 4-2
3/7 Baylor %	W, 2-0
3/8 Nebraska %	W, 4-2
3/11 McNeese State	W, 7-0
3/13 Ole Miss	W, 6-4
3/14 Ole Miss	L, 3-5 (14)
3/15 Ole Miss	W, 18-6
3/17 at Southern	W, 4-2 (10)
3/19 at Arkansas	L, 1-5
3/20 at Arkansas	W, 16-3
3/21 at Arkansas	W, 7-4
3/24 at Tulane	W, 13-7
3/27 Kentucky	L, 4-5 (12)
3/28 Kentucky	W, 7-3
3/29 Kentucky	L, 10-12 (11)
3/31 UL-Lafayette #	W, 8-6
4/2 at Alabama	W, 8-5 (16)
4/3 at Alabama	W, 6-2

4/4 at Alabama	W, 6-4 (13)
4/7 New Orleans	W, 11-2
4/8 Northwestern State	W, 9-6
4/10 Auburn	W, 3-2
4/11 Auburn	L, 1-6
4/12 Auburn	W, 6-2
4/15 Lamar	W, 11-2
4/18 at Georgia	W, 4-1
4/18 at Georgia	W, 9-1
4/21 Tulane	W, 6-0
4/23 Texas A&M	W, 4-3
4/24 Texas A&M	W, 9-6
4/25 Texas A&M	L, 2-6
4/28 Alcorn State	W, 6-1
4/30 at Mississippi St.	W, 5-3 (14)
5/1 at Mississippi St.	W, 11-4
5/2 at Mississippi St.	L, 7-8 (12)
5/8 Missouri	W, 8-3
5/9 Missouri	W, 8-2
5/10 Missouri	W, 6-5 (10)
5/12 at New Orleans	W, 9-1
5/14 at South Carolina	L, 7-10
5/15 at South Carolina	W, 9-2
5/16 at South Carolina	W, 8-1

## SEC TOURNAMENT - HOOVER, ALA.

5/20 Auburn	W, 9-8
5/21 Arkansas	W, 10-5
5/23 Florida	L, 1-2

## NCAA REGIONAL - BATON ROUGE, LA.

5/29 Lehigh	W, 10-3
5/30 UNC-Wilmington	W, 2-0
6/1 UNC-Wilmington	W, 2-0

## NCAA SUPER REGIONAL - BATON ROUGE, LA.

6/6 UL-Lafayette	W, 4-3
6/7 UL-Lafayette	W, 6-3

## COLLEGE WORLD SERIES – OMAHA, NEB.

6/14 TCU	L, 3-10
6/16 Cal State Fullerton	W, 5-3
6/18 TCU	L, 4-8

% - at Minute Maid Park (Houston, Texas)

# - at Zephyr Field (Metairie,La.)

## 2016 (45-21) • Coach Paul Mainieri

### NCAA Regional Champions

### NCAA Super Regional Participants

2/19 Cincinnati	W, 6-5 (10)
2/20 Cincinnati	W, 4-0
2/21 Cincinnati	W, 12-4
2/24 at Lamar	L, 11-12
2/26 Sacramento State	W, 6-0
2/27 Sacramento State	L, 4-5
2/28 Sacramento State	W, 11-1
3/2 at Nicholls	W, 9-4
3/4 Fordham	W, 12-1
3/5 Fordham (DH)	W, 15-1
3/5 Fordham (DH)	W, 10-7
3/8 Louisiana Tech	W, 6-3
3/11 Ball State	L, 1-7
3/12 Ball State	W, 9-3
3/13 Ball State	W, 10-6
3/16 New Orleans	W, 9-4
3/19 Alabama (DH)	L, 0-6
3/19 Alabama (DH)	L, 3-4
3/20 Alabama	W, 7-5
3/22 UL-Lafayette #	W, 8-5
3/24 at Texas A&M	L, 1-6
3/25 at Texas A&M	W, 3-2
3/26 at Texas A&M	L, 1-3
3/29 Tulane	L, 1-7
4/2 at Auburn (DH)	L, 5-8
4/2 at Auburn (DH)	W, 8-6

4/3 at Auburn	W, 10-5
4/5 Southern	W, 11-1
4/7 Vanderbilt	W, 13-4
4/8 Vanderbilt	W, 3-2
4/9 Vanderbilt	L, 7-9
4/12 McNeese State	L, 0-7
4/13 Grambling State	W, 14-11
4/15 at Missouri	W, 7-5
4/16 at Missouri	W, 9-5
4/17 at Missouri	W, 15-2
4/20 Southeastern La.	W, 11-4
4/22 Mississippi State	L, 8-12
4/23 Mississippi State	L, 1-2
4/24 Mississippi State	W, 11-8
4/26 at Tulane	L, 1-4
4/28 at Ole Miss	L, 6-7
4/29 at Ole Miss	W, 6-3
4/30 at Ole Miss	L, 2-8
5/6 Arkansas	W, 5-4
5/7 Arkansas	W, 10-9 (10)
5/8 Arkansas	W, 7-1
5/11 at Notre Dame (DH)	W, 1-0 (11)
5/11 at Notre Dame (DH)	W, 3-2 (7)
5/13 at Tennessee	W, 2-1
5/14 at Tennessee	W, 11-3
5/15 at Tennessee	W, 10-7
5/17 Northwestern State	W, 7-2
5/19 Florida	W, 7-3
5/20 Florida	W, 5-4
5/21 Florida	L, 2-6 (7)

**SEC TOURNAMENT - HOOVER, ALA.**

5/24 Tennessee	W, 5-4
5/25 Florida	W, 5-3 (14)
5/26 Mississippi State	W, 6-2
5/28 Florida	L, 0-1

**NCAA REGIONAL - BATON ROUGE, LA.**

6/3 Utah Valley	W, 7-1
6/5 Rice	W, 4-2
6/6 Rice	L, 6-10
6/7 Rice	W, 5-2

**NCAA SUPER REGIONAL - BATON ROUGE, LA.**

6/11 Coastal Carolina	L, 8-11
6/12 Coastal Carolina	L, 3-4

**2017 (52-20) • Coach Paul Mainieri****SEC Champions****SEC Tournament Champions****NCAA Regional Champions****NCAA Super Regional Champions****College World Series - 2nd Place**

2/18 Army (DH)	W, 9-0 (7)
2/18 Army (DH)	W, 6-0 (7)
2/19 Air Force	W, 10-3
2/21 at New Orleans	L, 8-11
2/22 Hofstra	W, 8-1
2/24 Maryland	W, 6-1
2/25 Maryland	W, 14-0
2/26 Maryland	W, 9-5
2/28 Nicholls	W, 3-2
3/3 TCU %	L, 6-9
3/4 Baylor %	W, 4-0
3/5 Texas Tech %	L, 4-5
3/8 at McNeese State	L, 4-5
3/10 Wichita State	W, 6-1
3/11 Wichita State	W, 12-5
3/12 Wichita State	W, 9-2
3/14 Louisiana College	W, 13-0
3/15 New Orleans	L, 4-7 (15)
3/17 Georgia	W, 22-9
3/18 Georgia	W, 5-1
3/19 Georgia	W, 7-6
3/22 Southeastern La.	W, 8-2

3/24 at Florida	L, 0-1
3/25 at Florida	L, 1-8
3/26 at Florida	W, 10-6
3/28 Tulane	L, 6-7
3/30 Texas A&M	L, 0-4
3/31 Texas A&M	W, 7-4
4/1 Texas A&M	L, 3-4
4/4 Grambling	W, 13-2
4/7 at Arkansas	L, 3-9
4/8 at Arkansas	W, 10-8
4/9 at Arkansas	W, 2-0
4/11 UL-Lafayette #	W, 3-2
4/13 Ole Miss	W, 15-2
4/14 Ole Miss	L, 1-4
4/15 Ole Miss	W, 3-2
4/18 Lamar	W, 10-4
4/21 at Kentucky (DH)	L, 5-12
4/21 at Kentucky (DH)	W, 4-3
4/23 at Kentucky	L, 2-10
4/25 at Tulane	L, 6-9
4/27 at Alabama	W, 8-2
4/28 at Alabama	W, 7-4
4/29 at Alabama	W, 4-3 (11)
5/5 South Carolina	L, 2-3
5/6 South Carolina	W, 5-2
5/7 South Carolina	W, 7-6 (10)
5/9 South Alabama	L, 6-7
5/11 Auburn	W, 4-0
5/12 Auburn	W, 5-3
5/13 Auburn	W, 9-1
5/16 Northwestern State	W, 9-3
5/18 at Mississippi State	W, 3-1
5/19 at Mississippi State	W, 11-5
5/20 at Mississippi State	W, 11-7

**SEC TOURNAMENT - HOOVER, ALA.**

5/24 Missouri	W, 10-3
5/25 Kentucky	W, 10-0 (7)
5/27 South Carolina	W, 11-0 (7)
5/28 Arkansas	W, 4-2

**NCAA REGIONAL - BATON ROUGE, LA.**

6/2 Texas Southern	W, 15-7
6/3 Southeastern La.	W, 11-6
6/4 Rice	W, 5-0

**NCAA SUPER REGIONAL - BATON ROUGE, LA.**

6/10 Mississippi State	W, 4-3
6/11 Mississippi State	W, 14-4

**COLLEGE WORLD SERIES – OMAHA, NEB.**

6/17 Florida State	W, 5-4
6/19 Oregon State	L, 1-13
6/21 Florida State	W, 7-4
6/23 Oregon State	W, 3-1
6/24 Oregon State	W, 6-1
6/26 Florida	L, 3-4
6/27 Florida	L, 1-6

% - at Minute Maid Park (Houston, Texas)

# - at Zephyr Field (Metairie, La.)

**2018 (39-27) • Coach Paul Mainieri****NCAA Regional Participants**

2/16 Notre Dame	W, 7-6
2/17 Notre Dame	L, 5-10
2/18 Notre Dame	L, 3-11
2/21 New Orleans	W, 14-6
2/23 Texas	W, 13-4
2/24 Texas	W, 10-5
2/25 Texas	L, 1-11
2/27 Grambling	W, 10-3
2/28 at Southeastern La.	L, 4-5
3/2 Toledo	W, 8-1
3/3 Sacred Heart	W, 7-0
3/4 Southeastern La.	W, 4-2

3/6 Southern	W, 8-2
3/7 at UL-Lafayette	L, 3-4 (10)
3/9 Hawaii	L, 2-4
3/10 Hawaii	W, 5-1
3/11 Hawaii	W, 14-1
3/14 South Alabama	W, 9-4
3/16 Missouri	W, 4-2
3/17 Missouri	L, 6-12
3/18 Missouri	W, 7-5
3/21 Tulane	W, 10-4
3/23 at Vanderbilt	L, 2-4
3/24 at Vanderbilt	W, 6-2
3/25 at Vanderbilt	L, 0-1 (7)
3/27 UL-Lafayette #	L, 1-3
3/29 Mississippi State	W, 10-1
3/30 Mississippi State	L, 1-4
3/31 Mississippi State	W, 4-0
4/3 Nicholls	W, 10-1
4/5 at Texas A&M	W, 4-1
4/6 at Texas A&M	L, 2-9
4/7 at Texas A&M	L, 1-3
4/10 Louisiana Tech	W, 2-0
4/13 Tennessee	W, 9-3
4/14 Tennessee	W, 14-5
4/15 Tennessee	W, 9-7
4/18 at Tulane	L, 9-10
4/20 at South Carolina	L, 0-11
4/21 at South Carolina	L, 4-11
4/22 at South Carolina	L, 6-8
4/24 Lamar	W, 8-0
4/26 at Ole Miss	L, 3-14
4/27 at Ole Miss	W, 5-2
4/28 at Ole Miss	L, 8-9
5/4 Arkansas	L, 4-5
5/5 Arkansas	W, 6-4
5/6 Arkansas	W, 7-5
5/9 McNeese State	W, 13-3
5/11 Alabama	W, 7-5
5/12 Alabama	L, 1-6
5/13 Alabama	W, 7-3
5/15 Northwestern State	W, 9-5
5/17 at Auburn	L, 4-11
5/18 at Auburn	W, 6-2
5/19 at Auburn	L, 5-14

**SEC TOURNAMENT - HOOVER, ALA.**

5/22 Mississippi State	W, 8-5
5/23 Florida	L, 3-4
5/24 South Carolina	W, 6-4 (12)
5/25 Florida	W, 11-0 (7)
5/26 Arkansas	W, 2-1
5/27 Ole Miss	L, 1-9

**NCAA REGIONAL - CORVALLIS, ORE.**

6/1 San Diego State	W, 6-4
6/2 Oregon State	L, 1-14
6/3 Northwestern State	W, 9-5
6/3 Oregon State	L, 0-12

**2019 (40-26) • Coach Paul Mainieri****NCAA Regional Champions****NCAA Super Regional Participants**

2/15 UL-Monroe	W, 12-7
2/16 Army	W, 6-5
2/17 Air Force	W, 17-5
2/19 Southeastern La.	W, 6-5
2/22 Bryant	W, 13-6
2/23 Bryant	W, 17-8
2/24 Bryant	W, 4-3
2/27 Southern	W, 17-4
3/1 at Texas	L, 1-8
3/2 at Texas	L, 4-8
3/3 at Texas	L, 6-7
3/6 Holy Cross	W, 9-2

3/8 California	W, 4-3
3/9 California (Game 1)	L, 2-5
3/9 California (Game 2)	W, 5-4
3/12 at Northwestern State	L, 1-3
3/13 Texas Southern	W, 16-5
3/16 Kentucky (Game 1)	W, 2-1 (12)
3/16 Kentucky (Game 2)	W, 16-4
3/17 Kentucky	W, 7-2
3/20 Nicholls	W, 5-4 (10)
3/22 at Georgia	W, 1-0
3/23 at Georgia	L, 0-2
3/24 at Georgia	L, 7-9
3/26 McNeese State	L, 0-2
3/28 at Mississippi State	L, 5-6
3/29 at Mississippi State	W, 10-5
3/30 at Mississippi State	W, 11-2
4/2 Grambling	W, 9-0
4/3 South Alabama	W, 2-0
4/5 Texas A&M	W, 2-1
4/6 Texas A&M (Game 1)	L, 4-6
4/6 Texas A&M (Game 2)	W, 9-3
4/9 at Southern	L, 2-7
4/12 at Missouri	W, 12-11 (10)
4/13 at Missouri	L, 1-4
4/14 at Missouri	L, 5-11
4/16 UL-Lafayette #	L, 5-6
4/18 Florida	L, 9-16
4/19 Florida	W, 13-1
4/20 Florida	W, 11-2
4/23 Lamar	W, 5-3
4/26 at Alabama	L, 1-6
4/27 at Alabama	W, 5-2
4/28 at Alabama	W, 5-4
5/3 Ole Miss	W, 8-3
5/4 Ole Miss	L, 1-5
5/5 Ole Miss	L, 15-19 (10)
5/7 Louisiana Tech	L, 1-12
5/9 at Arkansas	L, 4-14
5/10 at Arkansas	L, 6-11
5/11 at Arkansas	W, 3-2
5/14 New Orleans	W, 7-5
5/16 Auburn	W, 7-1
5/17 Auburn	W, 5-1
5/18 Auburn	L, 4-5 (11)

**SEC TOURNAMENT - HOOVER, ALA.**

5/21 South Carolina	W, 8-6
5/22 Mississippi State	L, 5-6 (17)
5/23 Auburn	W, 4-3
5/24 Mississippi State	W, 12-2 (7)
5/25 Vanderbilt	L, 4-13

**NCAA REGIONAL - BATON ROUGE, LA.**

5/31 Stony Brook	W, 17-3
6/1 Southern Miss	W, 8-4
6/2 Southern Miss	W, 6-4

**NCAA SUPER REGIONAL - BATON ROUGE, LA.**

6/8 Florida State	L, 4-6
6/9 Florida State	L, 4-5 (12)





# MEDIA INFORMATION

The 2020 LSU Baseball Official Yearbook is a source of information for the news media. Additional information is available upon request from the LSU Athletic Communications Office. News releases, photographs and video footage will be made available to accredited members of the news media.

The LSU Athletic Communications Office is located on the fifth floor of the LSU Athletic Administration Building.

#### Mailing Address

LSU Athletic Communications  
Athletic Administration Building  
Baton Rouge, LA 70803

#### Overnight Mail Address

Room 501, LSU Athletics Admin. Bldg.  
N. Stadium Dr. at Nicholson Dr.  
Baton Rouge, LA 70803

#### Phone Directory

Press Box: 225-578-4149  
Athletic Communications: 225-578-8226  
Athletic Communications Fax: 225-578-1861  
Baseball Office: 225-578-4148  
Baseball Office Fax: 225-578-4066  
Baseball Contact - Bill Franques  
E-mail Address - wfranqu@lsu.edu

#### Credentials

All media attending LSU baseball home games must present a media pass for admission to Alex Box Stadium. Media are asked to enter the stadium on the third-base side between the Ticket Office and the Hall of Fame Room. Credentials for home games are issued for working media only and should be requested as early as possible.

- Requests for credentials should be made in advance by e-mail and directed to Senior Associate Communications Director Bill Franques at wfranqu@lsu.edu.
- Requests are honored from sports editors of daily and weekly newspapers, editors of sports periodicals, web site administrators, and sports directors of radio and television stations who broadcast regularly-scheduled sports reports and talk shows.
- Credentials not mailed may be picked up beginning 90 minutes prior to game time at the Will Call window on the third base side of Alex Box Stadium, Skip Bertman Field.

#### Press Box Services

A complete NCAA box score and pertinent game facts will be distributed to members of the working media. Press packets are provided 60 minutes prior to the first pitch, or earlier upon request. Press packets include a scorecard and team rosters, updated statistics for each team, conference statistics and game notes.

#### Wireless Internet

Please contact Senior Associate Communications Director Bill Franques in order to obtain login information for LSU's wireless internet services.

#### Parking

Because of limited space, requests for parking passes should be made with credential requests. It should not be assumed that parking passes will be provided with all media credentials.

#### Radio/Television

Radio and television space for broadcasting baseball games is located in the press box. LSU provides courtesy lines for radio stations wishing to broadcast a game from Alex Box Stadium, Skip Bertman Field.



#### Head Coach Paul Mainieri

Coach Mainieri is usually available for interviews on weekdays prior to practice sessions. Please coordinate all requests for interviews with Coach Mainieri through the Athletic Communications Office. Appointments and interviews may be arranged through Bill Franques at wfranqu@lsu.edu or (225) 578-2527. Coach Mainieri will meet with reporters approximately 10 minutes after home games in front of the first base dugout in Alex Box Stadium, Skip Bertman Field.

#### Practice/Interviews

Media members are invited to attend LSU baseball practice sessions. Players and coaches are usually available for interviews on designated days before practice in Alex Box Stadium, Skip Bertman Field. Contact Bill Franques at wfranqu@lsu.edu or 225.578.2527 for practice times. Postgame player interviews are conducted in front of the LSU dugout at the conclusion of a brief team meeting on the field. The LSU locker room is closed to the media.





Paul Mainieri and Inside LSU Baseball host Chris Blair



## INSIDE LSU BASEBALL WITH PAUL MAINIERI

Inside LSU Baseball is a weekly program featuring LSU head coach Paul Mainieri. The first installment of the 2020 season will air March 17 and the show runs through May 19. The show features game highlights, player profiles and in-depth stories on the Fighting Tiger program.

Inside LSU Baseball with Paul Mainieri is syndicated weekly during the season throughout all major markets in the state of Louisiana by LSU Sports Properties. In addition, the show can be viewed in its entirety on LSU's official athletics department web site, [LSUsports.net](http://LSUsports.net).

## 2020 INSIDE LSU BASEBALL TV AFFILIATES

**BATON ROUGE**  
WBRT-TV (Ch. 19)  
COX CABLE (Ch. 4)

**ALEXANDRIA**  
KLAX-TV (Ch. 31)

**MONROE**  
KARD-TV (Ch. 14)

**NEW ORLEANS**  
WUPL-TV (Cox Cable Ch. 2)

**REGIONAL NETWORKS**  
COX Sports Television  
FOX Sports Southwest

## LSU GAMES ON TELEVISION

Check [LSUsports.net/baseball](http://LSUsports.net/baseball) for a listing of games to be televised during the 2020 season.



SEC Network TV announcers Lyn Rollins (right) and former LSU All-American Ben McDonald



ESPN's Laura Rutledge interviews pitcher Jared Poche at the 2017 College World Series.



## The Paul Mainieri Show

PRESENTED BY HANCOCK WHITNEY

Selected LSU Sports Radio Network stations will air "The Paul Mainieri Show, presented by Hancock Whitney" each Monday from 7-8 p.m., beginning on March 23 and continuing through May 11. The show airs live from T.J. Ribs Restaurant on Acadian Thruway in Baton Rouge.

The show is designed to give Tiger fans a chance to visit both live and by phone with LSU coach Paul Mainieri. Fans have the opportunity to watch the show live at T.J. Ribs and ask Coach Mainieri questions in person. There is also a call-in segment that features questions from listeners on the LSU Sports Radio Network and at LSUsports.net.



**Former LSU pitcher Doug Thompson (left) and "Voice of the Tigers" Chris Blair will broadcast the Tigers' home games in 2020. Blair will be joined on road game broadcasts by baseball communications director Bill Franques.**

### Chris Blair - "The Voice of the Tigers"

Chris Blair, LSU's Director of Radio Broadcasting, enters his fifth season as the "Voice of the Tigers." Blair officially joined the LSU Athletic Department on December 7, 2015, and he broadcast his first LSU athletic event on February 19, 2016, when the baseball team took on Cincinnati in Alex Box Stadium, Skip Bertman Field.

Blair worked as the play-by-play voice for Georgia Southern athletics for 10 seasons prior to his appointment at LSU. His resume covers virtually all aspects of broadcasting, with broadcast management and marketing positions in Greenville and Columbia, S.C. Blair basically grew up inside a radio station, working at age 14 for his father, also a long-time broadcaster. His college broadcast experience includes working for the Clemson Tiger Sports Network and at Lander University.

Blair spent 10 years as play-by-play announcer for prep powerhouse Greenwood High School in South Carolina and handled the play-by-play for four state championship football games at Williams-Brice Stadium in Columbia, S.C.

Along with his play-by-play duties for Georgia Southern, Blair handled all the behind-the-scenes aspects with affiliate relations, network marketing plans and overall sound presentation of GSU Athletics on the air and on the Internet. He also hosted the weekly coaches radio shows and was the host for the weekly television show for GSU basketball.

Blair, 45, is married to the former Amber Anders and they have two children, Crafton Christopher and Rivers Elisabeth.



The LSU Sports Radio Network is scheduled to broadcast all regular-season contests in 2020 along with the Tigers' games in the SEC and NCAA Tournaments. LSU Baseball will be distributed by satellite to 15 radio stations from the broadcast studios on the fifth floor of the athletic administration building.

WDGL-FM (98.1) in Baton Rouge serves as the flagship station for the LSU Sports Network. All programming can also be heard at LSUsports.net, and selected games will be available on TuneIn, Radio.com and Sirius/XM Satellite Radio.

The LSU Sports Radio Network is one of the most diverse and progressive college radio networks in the country, utilizing an in-house radio studio to originate over 140 live events in football, men's and women's basketball, baseball and softball. In addition to live events, network programming also includes a weekly live coach's show for football, men's and women's basketball and baseball.

### 2020 LSU Baseball Network Affiliates (Projected)

CALL LETTERS	FREQUENCY	CITY
WDGL-FM	98.1	Baton Rouge (Flagship Station)
KSYL-AM	970	Alexandria
WBOX-FM	92.9	Bogalusa
KASR-FM	92.7	Conway/Little Rock, Ark.
KJNA-FM	102.7	Jena
KLWB-FM	103.7	Lafayette/Opelousas
KXZZ-AM	1580	Lake Charles
KJAE-FM	93.5	Leesville
KZKR-FM	105.1	Natchez, Miss.
WWL-AM	870	New Orleans
WWL-FM	105.3	New Orleans
KRUS-FM	96.3	Ruston
KWKH-AM	1130	Shreveport
WFCG-FM	107.3	Tylertown, Miss.
KVPI-AM	1050	Ville Platte

Network Affiliates are subject to change.  
Visit [www.LSUsports.net/radioaffiliates](http://www.LSUsports.net/radioaffiliates)



**Paul Mainieri joins Bill Franques for a postgame show after each home game in Alex Box Stadium.**





# MAJOR LEAGUE TIGERS

# 76

LSU has produced 76 Major League Baseball players in its history, including 62 since 1987. LSU has had at least one former player make his MLB debut in 26 of the past 29 seasons.

## ON 2019 MAJOR LEAGUE BASEBALL ROSTERS (13)

Alex Bregman	INF	Houston Astros
Ryan Eades	RHP	Minnesota Twins/Baltimore Orioles
Jake Fraley	OF	Seattle Mariners
Kevin Gausman	RHP	Atlanta Braves/Cincinnati Reds
Nick Goody	RHP	Cleveland Indians
Will Harris	RHP	Houston Astros
JaCoby Jones	INF	Detroit Tigers
DJ LeMahieu	INF	New York Yankees
Mikie Mahtook	OF	Detroit Tigers
Aaron Nola	RHP	Philadelphia Phillies
Austin Nola	INF/C	Seattle Mariners
Nick Rumbelow	RHP	Seattle Mariners
Andrew Stevenson	OF	Washington Nationals



**ALEX BREGMAN**

2017 World Series Champion  
2018 & 2019 All-Star  
2019 Silver Slugger  
LSU, 2013-15



**RYAN EADES**

LSU, 2011-13



**JAKE FRALEY**

LSU, 2014-16



**KEVIN GAUSMAN**

LSU, 2011-12



**NICK GOODY**

LSU, 2012



**WILL HARRIS**

2017 World Series Champion  
2016 All-Star  
LSU, 2003-06



**JACOBY JONES**

LSU, 2011-13




**DJ LEMAHIEU**

2016 MLB Batting Champion  
2015, 2017 & 2019 All-Star  
2014, 2017 & 2018 Gold Glove  
2019 Silver Slugger  
LSU, 2008-09



**MIKIE MAHTOOK**

LSU, 2009-11



**AARON NOLA**

2018 All-Star  
LSU, 2012-14



**AUSTIN NOLA**

LSU, 2009-12



**NICK RUMBELOW**

LSU, 2011-13



**ANDREW STEVENSON**

2019 World Series Champion  
LSU, 2013-15